



NEWS RELEASE

January 20, 2015

Seahawks Set to Defend Super Bowl Title Against New England in Super Bowl XLIX

2014 Schedule

Preseason (2-2)

Day	Date	Opponent	Result	Score
Thu.	8/7	at Denver	L	21-16
Fri.	8/15	San Diego	W	41-14
Fri.	8/22	Chicago	W	34-6
Thu.	8/28	at Oakland	L	41-31

Regular Season (12-4)

Day	Date	Opponent	Result	Score
Thu.	9/4	Green Bay	W	36-16
Sun.	9/14	at San Diego	L	30-21
Sun.	9/21	Denver	W (ot)	26-20
Sun.	9/28	Bye Week		
Mon.	10/6	at Washington	W	27-17
Sun.	10/12	Dallas	L	30-23
Sun.	10/19	at St. Louis	L	28-26
Sun.	10/26	at Carolina	W	13-9
Sun.	11/2	Oakland	W	30-24
Sun.	11/9	N.Y. Giants	W	38-17
Sun.	11/16	at Kansas City	L	24-20
Sun.	11/23	Arizona	W	19-3
Thu.	11/27	at San Francisco	W	19-3
Sun.	12/7	at Philadelphia	W	24-14
Sun.	12/14	San Francisco	W	17-7
Sun.	12/21	at Arizona	W	35-6
Sun.	12/28	St. Louis	W	20-6

Postseason (2-0)

Sat.	1/10	Carolina	W	31-17
Sun.	1/18	Green Bay	W (ot)	28-22
Sun.	2/1	New England	3:30 p.m.	NBC

Table of Contents

Pgs.	Note
3	Postseason Notes
4	#3: Highest Postseason Rtg. in NFL History
5	Explosive Plays, Defense Makes History
6	Record in Close Games, Best Home Record
7	Seahawks - Patriots Series Breakdown
8	Seahawks in the Postseason
9	Defense Notes
10	Offense Notes, Youngest NFL rosters
11	2013 vs. 2014 comparison, Hot Decembers
12	vs. NYG, Fewest Giveaways
13-18	Russell Wilson
19-21	Marshawn Lynch
22	Richard Sherman, Turnovers Since 2011
22	Record when Winning Turnover Battle
23	Bobby Wagner, Special Teams Notes
24	B. Mebane, C. Avril, Carroll Record
25	CenturyLink Field Home & Road Records
26	Prime Time Records
27	Pro Bowl, Steven Hauschka
28	False Starts at CenturyLink Field
29	All-Pro, Captains
31-34	Statistics
35-36	Transactions
37-42	Participation, How Built, Rosters, Depth



Seahawks vs. Patriots

Sunday, February 1

3:30 p.m. (PT), NBC

Univ. of Phoenix Stadium



The top-seeded Seahawks (14-4) meet AFC Champion and the AFC's No. 1 seed New England Patriots (14-4) at University of Phoenix Stadium in Super Bowl XLIX on February 1. Kickoff is slated for 3:30 p.m. (PT). It will be the second-consecutive year that two No. 1 seeds meet in consecutive Super Bowls and the first time since Super Bowls XVIII & XIX after the 1983 and 1984 seasons.

Seattle becomes the 12th team to make the Super Bowl after winning it the previous season and teams are 8-3 in their attempts to become back-to-back champions.

This is the ninth time in the last 12 seasons that Seattle has qualified for the postseason. The Seahawks are 14-12 all-time in the postseason and hold an 11-2 home record, 2-9 road record and a 1-1 Super Bowl record. Seattle has won its last nine home postseason games dating back to 2005, tying for the third-longest streak in NFL history, and claimed the top seed for the third time in franchise history (2005, 2013).

Seattle ended the season with a franchise-best six-game winning streak, clinching its ninth division title in club history, third under Pete Carroll, advancing to the divisional round for the fourth time in Carroll's five years and participating in its second-consecutive Super Bowl. Seattle has won eight in a row and 11 of its last 12 games, including postseason.

Seattle has won nine of its last 10 regular season games, 32 of its last 40, and 41 of its last 56 dating back to the final half of the 2011 season. On the road, Seattle is 15-6 away from CenturyLink Field, including postseason, dating back to 2012.

Seattle and New England have split the 16 regular season meetings and this will be the first postseason meeting between the two clubs. Seattle won the last meeting, 24-23, on October 14, 2012, in Seattle.

The game will be televised on NBC (channel 5 in Seattle) and broadcast on 710 ESPN Seattle, KIRO Radio 97.3 FM, 1490 ESPN Deportes and Westwood One. On NBC, **Al Michaels** will serve as the play-by-play man and will be joined in the booth by **Cris Collinsworth**, with **Michele Tafoya** on the sidelines. On 710 ESPN Seattle and KIRO Radio 97.3 FM is former Seahawks receiver Steve Raible in his 33rd year of broadcasting, joined by Hall of Famer Warren Moon with Jen Mueller on the sidelines. Calling the action on 1490 is Noe Menendez, Rene Aleman and Tony Pena. Kevin Harlan, Boomer Esiason, Mark Malone and James Lofton will be on site for Westwood One.

This Week's Schedule

This week's schedule can be found on page 2.



Super Bowl XLIX **Seahawks vs. Patriots** **Sunday, February 1, 2015 - 3:30 p.m.**

This Week's Schedule

Wednesday, January 21

12:25 p.m. Selected players available in auditorium & open locker room
 2:00 p.m. Practice*
 Darrell Bevell, Tom Cable and assistants available after practice

Thursday, January 22

12:15 p.m. Selected players available in auditorium & open locker room
 1:45 p.m. Practice*
 Dan Quinn and assistants available after practice

Friday, January 23

12:30 p.m. Practice*
 2:00 p.m. Head Coach Pete Carroll available
 Locker room closed

Saturday, January 24

No media availability

Sunday, January 25

Travel Day
 approx. 3:00 p.m. (MT) Media availability at team hotel upon arrival

 Arizona Grand Resort & Spa
 8000 South Arizona Grand Parkway
 Phoenix, AZ 85044

***Local TV and newspaper photographers may shoot the first 5-10 minutes of practice.**

***Only local reporters who cover the team on a daily basis will be allowed to watch practice.**

***Other local and visiting media are asked to remain in the media rooms and will be escorted to the field following the conclusion of practice.**

***This week, non-writing media are asked to utilize the auxiliary press work room behind the reception desk.**

***Subject to change**

Bam Bam Kam

Safety Kam Chancellor set Seattle's postseason record with a 90-yard interception return for a touchdown in the Divisional Playoff Game vs. Carolina (1/10), the first touchdown of his career.

That return also ties for the fifth-longest in NFL postseason history.

Longest Interception Touchdowns in Postseason History

Return	Player	Game	Date
101 yards	George Teague	Green Bay at Detroit	1/8/94
100 yards	James Harrison	Pittsburgh vs. Arizona	2/1/09
98 yards	Darrol Ray	N.Y. Jets at Cincinnati	1/9/83
92 yards	Ronde Barber	Tampa Bay at Philadelphia	1/19/03
90 yards	Kam Chancellor	Seattle vs. Green Bay	1/18/15
90 yards	Tory James	Oakland vs. Miami	1/6/01



Super Bowl XLIX Seahawks vs. Patriots Sunday, February 1, 2015 - 3:30 p.m.

The Champs are Back

With its 28-22 overtime victory over the Green Bay Packers in the NFC Championship Game (1/18), Seattle became the 12th team in NFL history to return to the Super Bowl after winning it the previous season.

Eight Super Bowl winners won the title game and three came up on the losing end. The last back-to-back Super Bowl champion were the New England Patriots (2003-04).

Season	Super Bowl	Winner	Next Season
1966	I	Green Bay	Won Super Bowl
1972	VII	Miami	Won Super Bowl
1974	IX	Pittsburgh	Won Super Bowl
1977	XII	Dallas	Lost Super Bowl
1978	XIII	Pittsburgh	Won Super Bowl
1982	XVII	Washington	Lost Super Bowl
1988	XXIII	San Francisco	Won Super Bowl
1992	XXVII	Dallas	Won Super Bowl
1996	XXXI	Green Bay	Lost Super Bowl
1997	XXXII	Denver	Won Super Bowl
2003	XXXVIII	New England	Won Super Bowl
2013	XLVIII	Seattle	TBD

Largest Comebacks in Championship Game History

Finding themselves trailing 16-0 midway through the third quarter and down 19-7 with 2:13 remaining in the game, the Seahawks completed one of the largest comebacks in championship game history, scoring 15 points in 44 seconds late in the fourth quarter and sending the game in to overtime.

In the extra period, Seattle won the coin toss and Russell Wilson led a six-play, 87-yard touchdown drive, with the last two plays gaining 35 yards each, one pass to Doug Baldwin and the game-winner to Jermaine Kearse with 1:41 remaining in overtime.

Deficit	Game	Score	Date
18	Indianapolis vs. New England	38-34	1/21/07
17	San Francisco at Atlanta	28-24	1/20/13
16	Seattle vs. Green Bay	28-22 ot	1/18/15
13	Atlanta at Minnesota	30-27 ot	1/17/99

Game-Winning TD Passes in Overtime to Win a Postseason Game

Despite a four-interception performance vs. Green Bay, Russell Wilson never lost confidence in himself or his teammates as he led Seattle to an overtime victory to send the team to Super Bowl XLIX.

Over the final three Seattle possessions, Wilson was 6 of 7 for 114 yards and one touchdown for a passer rating of 158.3. It was the fifth time that a game ended on a touchdown pass in overtime in NFL history.

Play	Game	Date
Russell Wilson to Jermaine Kearse (35 yards, ot)	Seattle vs. Green Bay	1/18/15
Tim Tebow to Demaryius Thomas (80 yards, ot)	Denver vs. Pittsburgh	1/8/12
Jake Delhomme to Steve Smith (69 yards, 2 ot)	Carolina at St. Louis	1/10/04
Jim Everett to Flipper Anderson (30 yards, ot)	L.A. Rams at N.Y. Giants	1/7/90
Ken Stabler to Dave Casper (10 yards, 2 ot)	Oakland at Baltimore	12/24/77

Longest Postseason Home Winning Streaks

Seattle is 9-1 at CenturyLink Field in the postseason since the building opened in 2002.

Its current nine-game postseason winning streak is tied for the third longest in NFL history.

Win Streak	Team	Dates
13	Green Bay	12/10/39 - 1/13/02
11	New England	1/5/97 - 1/20/08
9	Seattle	1/14/06 - current
9	Buffalo	1/1/89 - 12/30/95



Super Bowl XLIX **Seahawks vs. Patriots** **Sunday, February 1, 2015 - 3:30 p.m.**

Highest Postseason Passer Rating in NFL History

Aided by the second-highest passer rating of his career, Russell Wilson ranks fifth in NFL history for the highest postseason passer rating (min. 150 att.) at 96.3 in seven career postseason games.

Wilson was 15 of 22 for 268 yards with three touchdowns and no interceptions in the divisional playoff game vs. Carolina (1/10) for a 149.2 rating, the fifth-highest single-game postseason passer rating in NFL history.

He is 4-0 in postseason games at home, completing 54 of 94 passes for 795 yards with five touchdowns and four interceptions for a 85.2 passer rating.

Highest Postseason Passer Rating, NFL History

Player	Att	Comp	Pct	Yds	TD	Int	Rtg
Bart Starr, GB	213	130	61.0	1,753	15	3	104.8
Kurt Warner	462	307	66.5	3,952	31	14	102.8
Aaron Rodgers, GB	387	253	65.4	2,983	23	7	101.0
Drew Brees	464	306	65.9	3,539	24	6	100.7
Russell Wilson, Sea	181	111	61.3	1,573	10	5	96.3

Single-Game Highest Postseason Passer Rating, NFL History

Player	Date	Att	Comp	Pct	Yds	TD	Int	Rtg
Peyton Manning, Ind vs. Den	1/4/04	26	22	84.6	377	5	0	158.3
Kurt Warner, Ari vs. GB	1/10/10	33	29	87.9	379	5	0	154.1
Phil Simms, NYG vs. Den	1/25/87	25	22	88.0	268	3	0	150.9
Lynn Dickey, GB vs. StL	1/8/83	23	17	73.9	260	4	0	150.4
Russell Wilson, Sea vs. Car	1/10/15	22	15	68.2	268	3	0	149.2

Postseason Notes

As a team, the Seahawks have strung together one of the most successful stretches of games in recent memory. A list of their accomplishments is below, postseason games included.

- * Seattle is 26-2 in its last 28 home games.
- * Since 2010, Seattle is 15-1 in prime time games.
- * Seattle's all-time overtime record is 13-18 and 5-1 under Carroll.
- * Over the last eight games, Seattle has allowed 78 points (9.8 ppg).
- * Has recorded 15 interceptions in its last 12 games.
- * Has a +9 turnover ratio over the last 11 games.
- * Since 2010, Seattle's special teams have 12 touchdowns/safeties scored to lead the NFL, including a fake field goal 19-yard touchdown pass from punter Jon Ryan to tackle Garry Gilliam vs. Green Bay in the NFC Championship Game (1/18/15).
- * Has a string of 13-consecutive games with 100-plus team rushing yards that would set the franchise record.
- * QB Russell Wilson will become the first quarterback in NFL history to start two Super Bowls in his first three seasons.
- * Wilson tied Terry Bradshaw (5-0 overtime record in 177 starts, including postseason) for the best record in overtime games as a starting quarterback since 1974 with a 5-0 record in 55 career starts.
- * Wilson has a passer rating over 100.0 in 28 of 55 career games.
- * RB Marshawn Lynch set the postseason club-record with 157 rushing yards vs. Green Bay (1/18/15).
- * WR Jemaine Kears set a career-high with 129 yards and set the franchise postseason record with a 63-yard touchdown reception vs. Carolina (1/10/15).
- * Kears also has one touchdown reception in each of the last four postseason games.
- * Kears has caught the game-winning touchdown in each of the last two NFC Championship Games.
- * SS Kam Chancellor has one interception in three of the last four postseason games.



Super Bowl XLIX Seahawks vs. Patriots Sunday, February 1, 2015 - 3:30 p.m.

Seahawks Lead the NFL in Points Allowed for Three Straight Seasons

Dan Quinn has built on what Jacksonville Head Coach Gus Bradley put in place in 2012 after what his defensive unit has accomplished, not only this season, but the seasons prior.

The defense **did not allow a point in the fourth quarter of the last six games**, and yielded only 13 in the second halves during the six-game winning streak to end the season.

Seattle **led the NFL in scoring defense for three consecutive seasons** (2012-14), becoming the first defense to accomplish that feat since the 1969-71 Purple People Eaters of the Minnesota Vikings, and third overall in NFL history.

Leading the NFL in Fewest Pts. Allowed for 3 Straight Seasons, NFL History

Years	Team	PPG Avgs.
1953-57 [^]	Cleveland Browns	13.5, 13.5, 18.2, 14.8, 14.3
1969-71*	Minnesota Vikings	9.5, 10.2, 9.9
2012-14	Seattle Seahawks	15.3, 14.4, 15.9

[^] 12-game season

* 14-game season

Seahawks Allow Fewest Points & Yards Allowed in NFL for Two-Straight Seasons

Seattle became the fourth team in NFL history to lead the league in fewest points and yards allowed in back-to-back seasons, and first since the 1985-86 Chicago Bears.

Leading the NFL in Fewest Points & Yards Allowed in Consecutive Seasons, NFL History

Years	Team	PPG	YPG
1954-55*	Cleveland Browns	13.5, 18.2	221.5, 236.8
1969-70	Minnesota Vikings	9.5, 10.2	194.3, 200.2
1985-86	Chicago Bears	12.4, 11.7	258.4, 258.1
2013-14	Seattle Seahawks	14.4, 15.9	273.6, 267.1

* 12-game season

Explosive G.A.P. Plays

Pete Carroll and Darrell Bevell call them Explosive Plays. Russell Wilson calls them G.A.P. (game-altering plays) plays, but either way, somebody is making a play to help put Seattle in a position to put points on the board.

The Seahawks coaching staff categorizes these big plays as runs of 12-plus yards and completions of 16-plus yards.

Seattle's balanced offensive attack has accumulated a total of a league-leading 135 combined such plays with 74 passes of 16 or more yards and a league-leading 61 rushes of 12 or more yards, while the defense ranks first in the league in not allowing such plays (76), holding opponents to a league-low in passes (56) and second in explosive runs (15).

At Arizona (12/21), Seattle **recorded its sixth game without allowing an explosive run** (12+ yards).

In the postseason, Seattle ranks first in G.A.P. plays made (22) and tied for fourth in plays allowed (10).

Regular Season

Explosive Plays Made, NFL (16+ pass yds., 12+ rush yds.)

Team	Rush	Pass	Total
Sea	61	74	135
Ind	24	110	134
Phi	44	90	134
Dal	48	84	132
Den	38	94	132
NO	36	96	132

Explosive Plays Allowed, NFL (16+ pass yds., 12+ rush yds.)

Team	Rush	Pass	Total
Sea	20	56	76
Den	15	71	86
NYJ	21	69	90
Buf	38	61	99
SF	25	77	102
Hou	29	75	104

Postseason

Explosive Plays Made, NFL (16+ pass yds., 12+ rush yds.)

Team	Rush	Pass	Total
Sea	9	13	22
Bal	4	16	20
Ind	5	15	20
Car	8	8	16
Dal	5	11	16

Explosive Plays Allowed, NFL (16+ pass yds., 12+ rush yds.)

Team	Rush	Pass	Total
Den	1	6	7
Det	2	6	8
Pit	1	8	9
Sea	5	5	10
Ari	6	4	10



Super Bowl XLIX Seahawks vs. Patriots Sunday, February 1, 2015 - 3:30 p.m.

CenturyLink(ed) to Winning

One thing that has been a constant from the early days of the Kingdome through the championship years of CenturyLink Field is that the 12th Man has given that extra edge to the Seahawks when playing in the Puget Sound.

Seattle has the NFC's second-best home winning percentage since moving to the NFC in 2002 with a 73-31 record, and ranks second in the NFC in wins over that time span.

NFC Best Home Record Since 2002

Team	Record	Pct.
Green Bay	74-29-1	.716
Seattle	73-31	.702
Minnesota	65-39	.625
Atlanta	63-41	.606
Philadelphia	62-42	.596

Down to the Wire

Seattle has compiled a 41-15 record since the final half of the 2011 regular season and in those 15 losses, the margin of victory for the opponent has been 4.8 points (72 points).

The Seahawks largest defeat since Week 10 (11/13/11) of 2011 was a nine-point loss at San Diego (9/15/14) in Week 2 earlier this season.

Sold Out Seahawks

Since the Seahawks trip to Super Bowl XL, NFC West crowns from 2004-07, 2010 and 2013-14, and a Super Bowl XLVIII championship, Seattle's fans do not want to miss out on seeing their team in action. Since 2003, all but one game has sold out, giving the team 105 consecutive sell outs entering the 2015 season, including playoffs.

Fans set the CenturyLink Field attendance record vs. Green Bay (68,538) in the NFC Championship Game (1/18/15).

The club renewed season tickets at a franchise-record 99% and capped season ticket packages at 63,000. The remaining single-game tickets for the regular season sold out the same day they went on sale which led to the remaining Bing Training Camp practices open to the public to also sell out later that day. In all, more than 31,000 fans attended the team's open camp sessions.

NFL Standings

AFC East	W	L	T	PCT.	AFC South	W	L	T	PCT.	NFC East	W	L	T	PCT.	NFC South	W	L	T	PCT.
*-New England	12	4	0	.750	z-Indianapolis	11	5	0	.688	z-Dallas	12	4	0	.750	z-Carolina	7	8	1	.469
Buffalo	9	7	0	.563	Houston	9	7	0	.563	Philadelphia	10	6	0	.625	New Orleans	7	9	0	.438
Miami	8	8	0	.500	Jacksonville	3	13	0	.188	N.Y. Giants	6	10	0	.375	Atlanta	6	10	0	.375
N.Y. Jets	4	12	0	.250	Tennessee	2	14	0	.125	Washington	4	12	0	.250	Tampa Bay	2	14	0	.125
AFC North	W	L	T	PCT.	AFC West	W	L	T	PCT.	NFC North	W	L	T	PCT.	NFC West	W	L	T	PCT.
z-Pittsburgh	11	5	0	.688	z-Denver	12	4	0	.750	x-Green Bay	12	4	0	.750	*-Seattle	12	4	0	.750
y-Cincinnati	10	5	1	.656	Kansas City	9	7	0	.563	y-Detroit	11	5	0	.688	y-Arizona	11	5	0	.688
y-Baltimore	10	6	0	.625	San Diego	9	7	0	.563	Minnesota	7	9	0	.438	San Francisco	8	8	0	.500
Cleveland	7	9	0	.438	Oakland	3	13	0	.188	Chicago	5	11	0	.313	St. Louis	6	10	0	.375

* - clinched division and homefield advantage; z - clinched division; y - clinched wild card; x - clinched playoff berth

Seahawks Contacts

Dave Pearson, VP/Communications & Broadcasting
425/203-8018 (o)

Lane Gammel, Director of Communications
425/203-8020 (o)
425/531-1074 (c)

Rich Gonzales, Communications Manager
425/203-8022 (o)
425/531-1075 (c)

Kory Kemp, Communications Assistant
425/203-8029 (o)
425/444-0320 (c)

Julie Barber, Media Services Manager
425/203-8019 (o)

Brian O'Connell, Assistant Director of Broadcasting
425/203-8017 (o)
425/531-0990 (c)

Matt Johnson, Executive Producer/Radio Network
425/203-8016 (o)
425/591-6791 (c)

Julia Balaban, Jeffrey Garrison, Danielle Palumbo, Interns
425/203-8026 (o)



Super Bowl XLIX Seahawks vs. Patriots Sunday, February 1, 2015 - 3:30 p.m.

All-Time Series

Regular Season Series Tied 8-8

First Postseason Meeting

October 9, 1977	L	@	31-0	45,929
September 21, 1980	L		37-31	61,035
December 19, 1982	L		16-0	53,457
December 18, 1983	W		24-6	59,688
September 16, 1984	L	@	38-23	43,140
November 17, 1985	L		20-13	60,345
September 21, 1986	W	@	38-31	58,977
December 4, 1988	L	@	13-7	59,068
September 24, 1989	W	@	24-3	48,025
October 7, 1990	W	@	33-20	39,735
September 20, 1992	W	@	10-6	42,327
September 19, 1993	W	@	17-14	50,392
October 24, 1993	W		10-9	56,526
October 17, 2004	L	@	30-20	68,756
December 7, 2008	L		24-21	68,077
October 14, 2012	W		24-23	68,137

Record in Seattle 3-4

Kingdome 2-3

CenturyLink Field 1-1

Record at New England 5-4

Foxboro Stadium 5-3

Gillette Stadium 0-1

Current Streaks Seattle won last meeting

Longest Win Streaks

Seahawks 5, 1989-93

Patriots 3, 1977-82

Last Game Played in...

Seattle Seahawks 24, Patriots 23 (10/14/12)

New England .. Patriots 30, Seahawks 20 (10/17/04)

Total Points in Series

Seahawks 295 (18.4)

Patriots 321 (20.1)

Largest Margin of Victory

Seahawks 21 points, 24-3 (9/24/89)

Patriots 31 points, 31-0 (10/9/77)

Combined Points

Highest 69 (Seattle win 38-31 on 9/21/86)

Lowest .. 16 twice (last: Seattle win 10-6 on 9/20/92)

Shutouts

Seahawks None

Patriots 31-0 on 10/9/77 & 16-0 on 12/19/82

Pete Carroll vs. Patriots (Regular Season) 2-1

With Seattle 1-0

With N.Y. Jets 1-1

Playoffs 0-0

Bill Belichick vs. Seahawks (Regular Season) 3-2

With Cleveland 1-1

With New England 2-1

Playoffs 0-0

Head - to - Head Comparison

2014 Regular Season

	Seahawks	Patriots
Record	12-4	12-4
Total Yards Gained	6,012	5,848
Total Offense (NFL Rank)	375.8 (9)	365.5 (11)
Rush Offense	172.6 (1)	107.9 (18)
Pass Offense	203.1 (27)	257.6 (9)
Points Per Game	24.6 (10)	29.3 (4)
Total Yards Allowed	4,274	5,506
Total Defense	267.1 (1)	344.1 (13)
Rush Defense	81.5 (3)	104.3 (9)
Pass Defense	185.6 (1)	239.8 (17)
Points Allowed/Game	15.9 (1)	19.6 (8)
Possession Avg.	32:11	29:37
Sacked/Yds. Lost	42/242	26/170
Sacks Made/Yds. Lost	37/234	40/282
Interceptions By	13	16
Penalties/Yds.	130/1,009	120/1,080
Punts/Avg.	62/43.4	67/45.7
Turnover Differential	+10 (4)	+12 (T2)

2014 Stat Leaders

	Seahawks	Patriots
Rushing	Marshawn Lynch 1,306 (280-4.7-13)	LeGarrette Blount 547 (125-4.4-5)
Passing	Russell Wilson 3,475 (452-285-20-7-95.0)	Tom Brady 4,109 (582-373-33-9-97.4)
Receiving	Doug Baldwin 825 (66-12.5-3)	Julian Edelman 972 (92-10.6-4)
Scoring	Marshawn Lynch (Non kicker) 102	Rob Gronkowski 72
Sacks	Michael Bennett 7.0	Rob Ninkovich 8.0
Int.	Richard Sherman 4	four tied with 2
Punting	Jon Ryan 44.1/38.3 net (28 In20)	Ryan Allen 46.4/39.9 net (25 In20)
Kicking	Steven Hauschka 134 (31/37 FG, 41/41 PAT)	Stephen Gostkowski 156 (35/37 FG, 51/51 PAT)

Series Leaders

	Seahawks	Patriots
Rushing	Chris Warren	John Stephens
Yards	36-174-4.5-1 9/19/93	31-121-3.9-0 12/4/88
Passing	Matt Hasselbeck	Tony Eason
Yards	50-27-349-0-2 10/17/04	45-26-414-3-0 9/21/86
Receiving	Koren Robinson	Stanley Morgan
Yards	9-150-16.7-0 10/17/04	7-161-23.0-3 9/21/86



Super Bowl XLIX Seahawks vs. Patriots Sunday, February 1, 2015 - 3:30 p.m.

Seahawks in the Playoffs

14-12 Postseason Record

1983 AFC Wild Card	12/24/83	Denver	W	31-7
1983 AFC Divisional	12/31/83	at Miami	W	27-20
1983 AFC Champ.	1/05/84	at L.A. Raiders	L	30-14
1984 AFC Wild Card	12/22/84	L.A. Raiders	W	13-7
1984 AFC Divisional	12/29/84	at Miami	L	31-10
1987 AFC Wild Card	1/03/88	at Houston	L	23-20 ot
1988 AFC Wild Card	12/21/88	at Cincinnati	L	21-13
1999 AFC Wild Card	1/09/00	Miami	L	20-17
2003 NFC Wild Card	1/04/04	at Green Bay	L	33-27 ot
2004 NFC Wild Card	1/08/05	St. Louis	L	27-20
2005 NFC Divisional	1/14/06	Washington	W	20-10
2005 NFC Champion.	1/22/06	Carolina	W	34-14
Super Bowl XL	2/05/06	Pittsburgh	L	21-10
2006 NFC Wild Card	1/06/07	Dallas	W	21-20
2006 NFC Divisional	1/14/07	at Chicago	L	27-24 ot
2007 NFC Wild Card	1/05/08	Washington	W	35-14
2007 NFC Divisional	1/12/08	at Green Bay	L	42-20
2010 NFC Wild Card	1/8/11	New Orleans	W	41-36
2010 NFC Divisional	1/16/11	at Chicago	L	35-24
2012 NFC Wild Card	1/6/13	at Washington	W	24-14
2012 NFC Divisional	1/13/13	at Atlanta	L	30-28
2013 NFC Divisional	1/11/14	New Orleans	W	23-15
2013 NFC Champ.	1/19/14	San Francisco	W	23-17
Super Bowl XLVIII	2/2/14	Denver	W	43-8
2014 NFC Divisional	1/10/15	Carolina	W	31-17
2014 NFC Champ.	1/18/15	Green Bay	W	28-22 ot

Bucked the Trend

This postseason, Seattle became the first Super Bowl winner since the 2005 New England Patriots to win a postseason game the following year after hoisting the Lombardi Trophy.

Since Super Bowl XL, four defending Super Bowl champions missed the playoffs the following year while the other four are 0-4 in the following postseason.

Defending Super Bowl Champions in the Following Postseason

Year	Team	Record	Postseason Result
2005	New England	10-6	Lost in Divisional Playoff (1-1)
2006	Pittsburgh	8-8	Missed playoffs
2007	Indianapolis	13-3	Lost in Divisional Playoff
2008	N.Y. Giants	12-4	Lost in Divisional Playoff
2009	Pittsburgh	9-7	Missed playoffs
2010	New Orleans	11-5	Lost in Wild Card Game
2011	Green Bay	15-1	Lost in Divisional Playoff
2012	N.Y. Giants	9-7	Missed playoffs
2013	Baltimore	8-8	Missed playoffs
2014	Seattle	12-4	Advanced to Super Bowl XLIX

This postseason, Seattle's coaching staff has 278 games of playoff experience combined and 30 Super Bowl rings collectively (multiple: Ken Norton, Jr. - 4, Jones and McPherson - 2 each). Norton, Jr. is the only player in NFL history to win three consecutive Super Bowls.

Among players, the most seasoned postseason veteran is Jon Ryan (11 games), followed by six players with nine games played.

In all, the 53-man active roster totals 261 games of playoff experience, with 33 players playing in last year's Super Bowl XLVIII victory.

Coch	Games	Player	Games
Ken Norton, Jr. #	25*	LB Mike Morgan	7*
Sherman Smith	19	CB Richard Sherman	7*
Pat McPherson	17	LB Malcolm Smith	7*
Darrell Bevell	16	G J.R. Sweezy	7*
Chad Morton #	16	RB Robert Turbin	7*
Carl Smith	16	C Max Unger	7*
Kippy Brown	15	QB Russell Wilson	7*
Pete Carroll	12	LB Bobby Wagner	7*
Pat Ruel	12	DE Cliff Avril	6*
Travis Jones	11	C Lemuel Jeanpierre	6*
Marquand Manuel #	11*	CB Byron Maxwell	6*
Mondray Gee	10	LB K.J. Wright	6*
Kris Richard #	10	T Alvin Bailey	5*
Dave Canales	9	DE Michael Bennett	5*
Chris Carlisle	9	WR Ricardo Lockette	5*
Dan Quinn	9	DT Tony McDaniel	5*
Brian Schneider	9	CB DeShawn Shead	5*
Rocky Seto	9	TE Luke Willson	5*
Jamie Yanchar	9	G James Carpenter	4*
Nick Sorensen #	8	DE O'Brien Schofield	4*
Tom Cable	7	WR Bryan Walters	3
Nate Carroll	7	DT Landon Cohen	2
John Glenn	7	LB Brock Coyle	2
Chris Morgan	3	T Garry Gilliam	2
Will Harriger	2	QB Tarvaris Jackson	2*
Player	Games	S Jeron Johnson	2*
P Jon Ryan	11*	WR Chris Matthews	2
S Kam Chancellor	9*	TE Tony Moeaki	2
LS Clint Gresham	9*	CB Tharold Simon	2
K Steven Hauschka	9*	FS Steven Terrell	2
RB Marshawn Lynch	9*	T Justin Britt	1
T Russell Okung	9*	TE Cooper Helfet	1
S Earl Thomas	9*	DE David King	1
FB Will Tukuafu	8*	C Patrick Lewis	1
DT Kevin Williams	8	WR Kevin Norwood	1
WR Doug Baldwin	7*	WR Paul Richardson	1
DE Demarcus Dobbs	7	CB Marcus Burley	0
LB Bruce Irvin	7*	RB Christine Michael	0
WR Jermaine Kearse	7*	G Keavon Milton	0
CB Jeremy Lane	7*		

Includes games as a player

Italics = Played for Seattle in Super Bowl XL

Bold = starter

* Super Bowl playing experience



Super Bowl XLIX Seahawks vs. Patriots Sunday, February 1, 2015 - 3:30 p.m.

Best in the Biz

* In the final six games, Seattle's defense allowed a total of 39 points (6.5 ppg), 1,213 yards (202.2 ypg), 83 first downs (13.8 avg.), 396 rushing yards (66.0 ypg), 817 passing yards (136.2 ypg) and collected 24 sacks (4.0 spg).

To end the season, Seattle allowed 204 yards vs. Arizona (11/23), 164 yards at San Francisco (11/27), 139 yards at Philadelphia (12/7), 245 vs. San Francisco (12/14), 216 at Arizona (12/21) and 245 vs. St. Louis (12/28).

Last season's **no. 1-ranked defense** occupies the top spot in the NFL again allowing 267.1 yards per game.

Top Defenses, NFL

Team	Yards	Avg.
Seattle	4,274	267.1
Detroit	4,815	300.9
Denver	4,883	305.2
Buffalo	4,995	312.2
San Francisco	5,143	321.4

Winning the last six weeks by a combined score of 134-39, Seattle jumped to the **best scoring defense in the NFL**, after leading the league last season allowing only 14.4 points per game, a franchise-record.

Total Points Allowed per Game/NFL

Team	Points	Avg.
Seattle	254	15.9
Kansas City	281	17.6
Detroit	282	17.6
Buffalo	289	18.1
Arizona	299	18.7

Despite losing defensive tackle Brandon Mebane for the season and middle linebacker Bobby Wagner for five games mid-season, **Seattle's rush defense ranks third in the NFL** allowing 81.5 yards per game.

Top Rush Defenses, NFL

Team	Yards	Avg.
Detroit	1,109	69.3
Denver	1,276	79.8
Seattle	1,304	81.5
Baltimore	1,412	88.3
N.Y. Jets	1,489	93.1

The Legion of Boom is alive and well as Seattle's secondary ranks first in the NFL in passing yards allowed with 185.6. Seattle **recorded 11 interceptions in its last 10 games.**

Top Passing Defenses, NFL

Team	Yards	Avg.
Seattle	2,970	185.6
Kansas City	3,252	203.3
Buffalo	3,292	205.8
San Diego	3,427	214.2
San Francisco	3,531	220.7

Seattle has a **+9 turnover ratio over the last nine games**, including a season-high tying three takeaways at San Francisco (11/27) and vs. St. Louis (12/28).

After leading the NFL with a +20 ratio last season, Seattle ranks fourth this season at +10.

Turnover Differential, NFL

Team	Take-aways			Give-aways			Diff
	Int	Fum	Total	Int	Fum	Total	
Green Bay	18	9	27	6	7	13	+14
Houston	20	14	34	13	9	22	+12
New England	16	9	25	9	4	13	+12
Seattle	13	11	24	7	7	14	+10
Arizona	18	7	25	12	5	17	+8

Seattle ranks first in the NFL **allowing 17.3 first downs** per game.

First Downs Allowed, Defense, NFL

Team	1st Downs	Avg.
Seattle	277	17.3
Arizona	300	18.8
N.Y. Jets	300	18.8
St. Louis	301	18.8
Buffalo	302	18.9



Super Bowl XLIX **Seahawks vs. Patriots** **Sunday, February 1, 2015 - 3:30 p.m.**

What a Rush

Currently on the **second-longest streak in franchise history with 11-consecutive 100-yard rushing games**, Seattle's offense set its team rushing record for the second time in the last three years, eclipsing the 2012 mark with a league-leading 2,762 rushing yards this season, led by Marshawn Lynch's 1,306 yards and Russell Wilson's career-high 849 yards. The two combined to rush for more yards (2,155) than 27 other NFL teams.

Seattle's season total is the third-most rushing yards in the NFL since 1985 and most rushing yards in the NFL since Atlanta in 2006.

Most Rushing Yards, Single-Season

Club History

Yards	Year
2,762	2014
2,579	2012
2,457	2005
2,394	1978

Most Rushing Yards in the NFL Since 1985

Single-Season

Team	Year	Yards
Atlanta	2006	2,939
Pittsburgh	2001	2,774
Seattle	2014	2,762
Chicago	1985	2,761
N.Y. Jets	2009	2,756

Dominating in the Desert

Facing the league's 14th-ranked defense and sixth-ranked rushing defense at the time, Seattle went in to the desert at Arizona (12/21) and put up a **franchise-record 596 total yards of offense** in a 35-6 victory over the Cardinals on Sunday Night Football.

That total **helped Seattle set a single-season record of 6,012 total yards in 2014**.

Seattle rushed 34 times for 267 yards (7.9 avg.) and three touchdowns, aided by Marshawn Lynch's 10 carries for 113 yards and two touchdowns, punctuated by a 79-yard touchdown stomp as he ran through Patrick Peterson and Rashad Johnson on his way to the endzone. His **11.30 yards per carry tied his own franchise record** for second-place for yards per carry in a single-game.

Russell Wilson posted a 122.9 passer rating on 20 of 31 passing for a **career-high 339 yards** with two touchdowns. Seattle's offense also produced **two 100-yards receivers** (Doug Baldwin, seven for 113 & Luke Willson, three for a career-high 139 yards and career-high two touchdowns) **for the first time since 2011**.

On the defensive side of the ball, Seattle held Arizona to 29 rushing yards and a combined quarterback rating of 46.2 on 18 of 45 passing for 216 yards and one interception.

Most Yards Gained, Single-Game, Club History

Yards	Game	Date
596	at Arizona Cardinals	12/21/14
591	at San Diego Chargers (OT)	12/29/02
559	vs. Buffalo Bills	10/30/77
554	vs. Oakland Raiders	10/26/97

Most Yards Gained, Single-Season

Club History

Yards	Season
6,012	2014
5,915	2005
5,818	2002
5,759	1997

Young at Heart

Pete Carroll and John Schneider put together the league's seventh-youngest roster to end the 2013 regular season and that group became the youngest Super Bowl-winning 53-man roster after Seattle defeated Denver, 43-8, in Super Bowl XLVIII with an average age of 26 years and 162 days.

This season, Seattle enters the postseason with the league's ninth-youngest team.

Youngest 53-man Rosters, End of Season

Team	Years	Days
Jacksonville	25	293
St. Louis	26	5
Minnesota	26	68
Green Bay	26	136
Tampa Bay	26	136
Buffalo	26	154
Cleveland	26	161
Houston	26	190
Seattle	26	210



Super Bowl XLIX **Seahawks vs. Patriots** **Sunday, February 1, 2015 - 3:30 p.m.**

Hot Holidays

Russell Wilson has led Seattle to a 12-2 record during the month of December since 2012 with a 100.7 passer rating on 226 of 362 passing for 3,071 yards with 21 touchdowns and seven interceptions.

As a team, Seattle's 12 wins are tied for the most during the month since 2012, holds an NFL-leading +255 point differential and +21 turnover ratio while holding opponents to 4.26 yards per play.

Seahawks During the Month of December Since 2012

Most Wins	Pt. Diff.	T.O. Diff.	Opp. Yds./Play
Sea - 12	Sea - 255	Sea - +21	Sea - 4.26
Den - 12	Den - 205	SF - +11	Den - 4.81
Car - 12	NE - 141	Atl - +10	Buf - 4.82
NE - 11	Car - 131	Ind - +9	Bal - 4.88

Winter Winning

Seattle posted its fourth undefeated December in franchise history with a 4-0 mark this season, advancing to the post-season on three of those occasions.

Undefeated Decembers in Franchise History

Year	Record	Postseason
1986	3-0	--
2005	4-0	Lost Super Bowl XL
2012	5-0	Lost in Divisional Round
2014	4-0	Advanced to Super Bowl XLIX

Better Than We've Ever Done It

Seattle's offense and defense once again proved their worth as they put up similar numbers, and improved in some areas, in comparison to last year's Super Bowl-winning team.

<u>2013</u>	<u>Seahawks</u>	<u>2014</u>
13-3	Record	12-4
5,424	Total Yards Gained	6,012
339.0 (17)	Total Offense (NFL Rank)	375.8 (9)
136.8 (4)	Rush Offense	172.6 (1)
202.3 (26)	Pass Offense	203.1 (27)
26.1 (T8)	Points Per Game	24.6 (10)
4,378	Total Yards Allowed	4,274
273.6 (1)	Total Defense	267.1 (1)
101.6 (T7)	Rush Defense	81.5 (3)
172.0 (1)	Pass Defense	185.6 (1)
14.4 (1)	Points Allowed/Game	15.9 (1)
29:57	Possession Avg.	32:11
44/272	Sacked/Yds. Lost	42/242
44/298	Sacks Made/Yds. Lost	37/234
28	Interceptions By	13
128/1,183	Penalties/Yds.	130/1,009
76/41.6	Punts/Avg.	62/43.4
+20 (1)	Turnover Differential	+10 (4)



Super Bowl XLIX Seahawks vs. Patriots Sunday, February 1, 2015 - 3:30 p.m.

A Giant Day (11/9/14)

* Seattle's franchise-record 350 team rushing yards vs. New York followed up by its 204 rushing yards at Kansas City (11/16) set the **franchise mark for most rushing yards in consecutive games** (554).

* Marshawn Lynch rushed for 140 yards and a career-high four touchdowns in the Seahawks 38-17 win against the New York Giants. He joins Shaun Alexander (three times) and Curt Warner as **the only players in franchise history to rush for at least four touchdowns in a game**.

* Russell Wilson passed for 172 yards and added 107 rushing yards with one touchdown, marking his third 100-yard rushing performance this season. The Seahawks are the **first team in NFL history** to have a running back rush for at least four touchdowns and a quarterback with more than 100 rushing yards in the same game.

* Wilson joins Michael Vick (2004 and 2006) as the **only quarterbacks with at least three 100-yard rushing games** in a season in the Super Bowl era (since 1966).

* Seattle's franchise record 350 yards rushing vs. the Giants is the most in the NFL since Kansas City posted 352 vs. Indianapolis (12/23/12). It is the sixth time since 2000 a team has rushed for 350 or more yards in a game. Seattle's club record ranks 23rd most in NFL history.

Top Rushing Games in Seattle History

350	vs. NY Giants	11/9/14
320	vs. Houston	10/16/05
319	vs. Oakland	11/11/01
298	vs. Denver	12/20/86

* Seattle averaged 7.78 yards on 45 rushing attempts – the highest average ever in 52 all-time games in which Seattle rushed the ball 40 or more times.

* Seattle had three players with 70-plus rushing yards. It is the first time since 2006 a team has accomplished the feat. The Jacksonville Jaguars had three players with 70-plus yards on December 10, 2006.

Player	Att.	Yds.	Avg.	TD
Marshawn Lynch	21	140	6.7	4
Russell Wilson	14	107	7.6	1
Christine Michael	4	71	17.8	0

* Marshawn Lynch set a career high with four total touchdowns. It is the sixth time in team history a player scored at least four total touchdowns in a single game. Shaun Alexander holds the record with five total touchdowns vs. Minnesota (9/29/02).

Most Total Touchdowns in Team History

5	Shaun Alexander (4 rush, 1 rec.)	vs. Min	9/29/02
4	Daryl Turner (4 rec.)	at SD	9/15/85
	Curt Warner (4 rush)	vs. Den	12/11/88
	Shaun Alexander (4 rush)	vs. Ari	9/25/05
	Shaun Alexander (4 rush)	vs. Hou	10/16/05
	Marshawn Lynch (4 rush)	vs. NYG	11/9/14

* With five total rushing touchdowns, the Seahawks tied a franchise record for most in a single game (Lynch 4, Wilson 1). The Seahawks also had five rushing touchdowns vs. Houston (10/16/05).

* Now with a career-high 17 total touchdowns, Marshawn Lynch has 12 or more total touchdowns in four-straight seasons. The club record is five-consecutive seasons by Shaun Alexander (2001-05).

Playing Keep-away

Seattle has slowly seen the ball bounce its way over the last month, improving its turnover differential to rank fourth in the NFL with a +10 showing. Helping its cause is that Seattle has only given the ball away **14 times, the third-lowest in the NFL**, and a franchise-record low.

Fewest Giveaways, NFL

Team	No.	Record
Green Bay	13	12-4
New England	13	12-4
Seattle	14	12-4
Arizona	17	11-5
Kansas City	17	9-7



Super Bowl XLIX **Seahawks vs. Patriots** **Sunday, February 1, 2015 - 3:30 p.m.**

dangeRuss wilson

In just his second NFL season, Russell Wilson led the Seahawks to a Super Bowl championship and joined Kurt Warner, Tom Brady and Ben Roethlisberger **as the only quarterbacks to win a Super Bowl in his first or second season in the league.**

Wilson completed 18 of 25 passes (72.0 %) for 206 yards with two touchdowns and no interceptions for a 123.1 passer rating in Seattle's 43-8 win over Denver in Super Bowl XLVIII, the first championship in team history.

In the 2013 regular season, Wilson led the Seahawks to a 13-3 record and completed 257 of 407 passes (63.1 percent) for 3,357 yards with 26 touchdowns and nine interceptions for a 101.2 passer rating. **He is the only player in NFL history to record a 100+ passer rating in both his rookie season and second season.**

Year	Att	Comp	Pct	Yards	TD	Int	Rating
2012	393	252	64.1	3,118	26	10	100.0
2013	407	257	63.1	3,357	26	9	101.2
2014	452	285	63.1	3,475	20	7	95.0
TOTAL	1,252	794	63.4	9,950	72	26	98.6

Wilson has won 36 regular season games, good for the **most regular season wins by a starting quarterback in his first three seasons** who began his career in the Super Bowl era (since 1966). Including the postseason, Wilson has won 42 games, the most combined wins in a quarterback's first three seasons.

Most Reg. Season Wins in 1st Three Years

Player	Years	Wins
Russell Wilson, Sea	2012-14	36
Dan Marino, Mia	1983-85	33
Matt Ryan, Atl	2008-10	33
Andrew Luck, Ind	2012-14	33
Joe Flacco, Bal	2008-10	32

Most Reg. Season & Postseason Combined Wins in 1st Three Years

Player	Years	Wins
Russell Wilson, Sea	2012-14	42
Joe Flacco, Bal	2008-10	36
Dan Marino, Mia	1983-85	36
Andrew Luck, Ind	2012-14	35
Ben Roethlisberger, Pit	2004-06	34

In the first 48 games of his career, Wilson has thrown 72 touchdown passes, the **sixth-most in NFL history.**

Most Passing Touchdowns in First Three Seasons, NFL History

98	Dan Marino, Mia
86	Andrew Luck, Ind
85	Peyton Manning, Ind
80	Andy Dalton, Cin
74	Jeff Garcia, SF
72	Russell Wilson, Sea
66	Matt Ryan, Atl
64	Cam Newton, Car
63	Joe Namath, NYJ

* Each with 10+ wins, Russell Wilson and the Colts Andrew Luck are the only starting quarterbacks to begin their careers since 1966 to guide their team to at least 10 regular season wins in each of their first three NFL seasons.

* With Seattle's 20-6 win vs. St. Louis (12/28), Russell Wilson's 36 wins and 22 home victories are the most in the Super Bowl era in a quarterback's first three seasons. He passed Pro Football Hall of Famer Dan Marino (33) and Matt Ryan (33) in wins and Ryan (20) in home victories in Week 15.

* Wilson is one of only three quarterbacks in league annals to throw at least 50 touchdowns in his first two NFL regular seasons (with 52), joining Pro Football Hall of Famer Dan Marino (68) and Peyton Manning (52).

* Wilson joined Randall Cunningham (1989-90) as the **only players in NFL history with 50-plus touchdown passes and 1,000-plus rushing yards** in any two-year span. Wilson posted 52 touchdowns and 1,028 rushing yards during his first two seasons.

* Wilson became the third-youngest starting quarterback to win a Super Bowl. Wilson was 25 years, 65 days old on February 2, 2014, when Seattle defeated Denver, 43-8, in Super Bowl XLVIII.



Super Bowl XLIX Seahawks vs. Patriots Sunday, February 1, 2015 - 3:30 p.m.

Rushell Wilson

With an ability to make any throw on a given play, opponents have to consider the elusiveness and ability to run from the pocket from Russell Wilson, as displayed at Washington (10/6), when he broke his own single-game club record for rushing yards by a quarterback and **set the Monday Night mark among quarterbacks with 122 yards** on 11 carries.

He became **the first player in NFL history to have a 300/100 game** with 313 yards passing and 106 yards rushing at St. Louis (10/19).

He holds the top 10 spots for rushing yards by a Seattle quarterback in club history and **leads the NFL in rushing yards by a quarterback with a career-high 849** (10th NFC, T16th NFL).

Single-Game, Most Quarterback Rushing Yards, Club History

Player	Opponent	Att.	Yds.	Avg.	TD
Russell Wilson	at Was (10/6/14)	11	122	11.1	1
Russell Wilson	NYG (11/9/14)	14	107	7.6	1
Russell Wilson	at StL (10/19/14)	7	106	15.1	1
Russell Wilson	at Ind (10/6/13)	13	102	7.8	0
Russell Wilson	at Buf (12/16/12)	9	92	10.2	3
Russell Wilson	at Ari (12/21/14)	6	88	14.7	1
Russell Wilson	at Hou (9/29/13)	10	77	7.7	0
Russell Wilson	Ari (11/23/14)	10	73	7.3	0
Russell Wilson	at Chi (12/2/12)	9	71	7.9	0
Russell Wilson	at KC (11/16/14)	8	71	8.9	0

Wilson's 849 yards are the most by a quarterback since Atlanta's Michael Vick rushed for a quarterback NFL-record 1,039 yards in 2006. In fact, Wilson's yardage total is the fifth-most by a quarterback in NFL history and he is one of **two players in NFL history (Randall Cunningham - 1990) to rush for over 800 yards and throw for over 3,400 yards** in a single-season.

Most Single-Season Rushing Yards by a QB, NFL History

Player	Year	Att.	Yds.	Avg.	TD
Michael Vick, Atl	2006	123	1,039	8.5	2
Bobby Douglass, Chi	1972	141	968	6.9	8
Randall Cunningham, Phi	1990	118	942	8.0	5
Michael Vick, Atl	2004	120	902	7.5	3
Russell Wilson, Sea	2014	118	849	7.2	6

Dual Threat

Russell Wilson put on a show for the ages at St. Louis (10/19) as he turned in the **first 300-yard passing and 100-yard rushing performance in NFL history**. He has four-career 300-yard passing games and four-career 100-yard rushing games, including three this season.

At Washington (10/6), Wilson **set the Monday Night Football mark for rushing yards by a quarterback** (career-high and quarterback franchise record 122 yards on 11 carries) and also became the first player in Monday night history, and just **the fifth player since 1970** to record 100 rushing yards with a touchdown and 200 passing yards with a touchdown in a single-game.

100 Rush Yards with TD and 200 Pass Yards with TD in the Same Game Since 1970

Player	Game	Date
Russell Wilson	Sea at Was	10/6/14
Cam Newton	Car vs. Atl	12/9/12
Michael Vick	Phi at NYG	12/19/10
Donovan McNabb	Phi at Jac	10/6/02
Randall Cunningham	Phi vs. NE	11/4/90

Most Rushing Yards by a Quarterback in Monday Night Football History

Yards	Player	Game	Date
122	Russell Wilson	Sea at Was	10/6/14
107	Donovan McNabb	Phi vs. NYG	10/28/02
103	Steve Grogan	NE vs. NYJ	10/18/76

300 Yards Passing/100 Yards Rushing in a Single Game, NFL History

Yards	Player	Game	Date
313/106	Russell Wilson	Sea at StL	10/19/14



Super Bowl XLIX Seahawks vs. Patriots Sunday, February 1, 2015 - 3:30 p.m.

Rollin' Russell

Since 2012, Russell Wilson has learned the nuances of Darrell Bevell's offense and became the winningest quarterback to begin a career and is also just **one of five players with a passer rating over 98.0** since the beginning of his rookie season.

He has 24-career 100-plus passer rating games in 48 starts with the last coming at Arizona(12/21) with a 122.9 rating on 20 of 31 passing for 339 yards and two touchdowns.

NFL Highest Passer Rating Since 2012

Player	Att	Comp	Pct	Yds	TD	Int	Rtg
Aaron Rodgers, GB	1,362	905	66.4	11,212	94	19	108.9
Peyton Manning, Den	1,839	1,245	67.7	14,863	131	36	107.8
Drew Brees, NO	1,979	1,324	66.9	15,291	115	48	99.3
Russell Wilson, Sea	1,252	794	63.4	9,950	72	26	98.6
Tony Romo, Dal	1,618	1,071	66.2	12,436	93	38	98.6

Wilson's 300-Yard Passing Games

385 at Atlanta (1/13/13)*

339 at Arizona (12/21/14)

320 at Carolina (9/8/13)

313 at St. Louis (10/19/14)

310 vs. New Orleans (12/2/13)

* NFC Divisional Playoff Game

Prime Time Performer

Russell Wilson is the NFL's brightest young star since coming in to the league in 2012.

A Super Bowl champion in just his second season, Wilson has continued to grow in Seattle's offense to re-write the NFL and club record books, while becoming just one of two players (Andrew Luck) in NFL history to lead their teams to 10-plus win seasons in the first three years of their careers.

Some of his best games have come when the lights are on in prime time. Wilson has led Seattle to a 10-1 record and set numerous individual records in the process.

In those 11 games, he has completed 164 of 266 passes for 2,216 yards with 22 touchdowns and three interceptions for a 111.0 passer rating. He has posted a 99.0 passer rating or higher nine times and a rating of 110.0 or higher on eight occasions.

He has also set his individual game career-highs in the following categories:

Passing Yards: 339 at Arizona (12/21/14)

Touchdown Passes: 4 vs. San Francisco (12/23/12)

Longest Pass: 80t twice, at St. Louis (10/28/13) and at Arizona (12/21/14)

Rushing Yards: 122* at Washington (10/6/14)

Longest Rush: 55 at Arizona (12/21/14)

*franchise record for a quarterback

Take Your Pick

Russell Wilson broke Dan Marino's and Matt Ryan's total of most wins to begin a career and that has put him among the league's elite of best winning percentage among active quarterbacks.

Wilson has laid a strong foundation of leadership and growth at the position to firmly plant himself as one of the NFL's best when it comes to the most important stat: adding Ws to the win column.

Best Winning Percentage of Active NFL Quarterbacks (min. 20 starts)

Player	Record	Winning Pct.
Tom Brady, NE	160-47	.773
Russell Wilson, Sea	36-12	.750
Peyton Manning, Den	179-77	.699
Andrew Luck, Ind	33-15	.688
Aaron Rodgers, GB	70-33	.680
Ben Roethlisberger, Pit	106-52	.671
Joe Flacco, Bal	72-40	.643
Colin Kaepernick, SF	25-14	.641
Andy Dalton, Cin	40-23-1	.633

Player	Record	Winning Pct.
Nick Foles, Phi	15-9	.625
Philip Rivers, SD	88-56	.611
Tony Romo, Dal	75-48	.610
Matt Ryan, Atl	66-44	.600
Drew Brees, NO	117-84	.582
Alex Smith, KC	58-47-1	.552
Eli Manning, NYG	91-76	.545
Jay Cutler, Chi	61-58	.513
Cam Newton, Car	30-31-1	.492
Matthew Stafford, Det	35-42	.455
Robert Griffin III, Was	13-22	.371



Super Bowl XLIX **Seahawks vs. Patriots** **Sunday, February 1, 2015 - 3:30 p.m.**

In Russ We Trust

Quarterback Russell Wilson, known for his leadership and poise in pressure situations, has displayed those championship traits in executing 15 fourth-quarter or overtime comeback victories in 55 career games (regular and postseason), and none bigger than his 35-yard strike to Jermaine Kearse in overtime vs. Green Bay (1/18/15) in the NFC Championship Game to send Seattle to Super Bowl XLIX.

He **has five game-winning drives this season**, a 13-play 80-yard drive vs. Denver (9/21) in overtime, a nine-play 80-yard drive at Carolina with the game-winning touchdown pass coming with :47 remaining in the game, a go-ahead touchdown score in the fourth-quarter vs. the N.Y. Giants (11/9/14), another go-ahead touchdown score vs. St. Louis (12/28) and the aforementioned overtime Kearse touchdown vs. the Packers.

Facing San Francisco's fifth-ranked defense in the NFC Championship Game (1/19/14), Wilson directed an eight-play, 62-yard touchdown drive and threw a 35-yard touchdown pass on 4th-and-7 to take a 20-17 lead, its first of the day, with 13:44 left in the game.

In 2012, Wilson threw a game-winning touchdown pass in the final two minutes of regulation or overtime three times (vs. Green Bay, vs. New England, at Chicago), the most ever by a rookie since at least the 1970 merger, and won another (vs. St. Louis) with a 1-yard touchdown run.

His **15 fourth-quarter comebacks rank first in the NFL** since the beginning of 2012.

Russell Wilson 4th Quarter/OT Comebacks

Game	Score	Final	Play
vs. Green Bay (9/24/12)	trail 12-7	Won 14-12	24-yd. pass to Golden Tate at 0:00
vs. New England (10/14/12)	trail 23-17	Won 24-23	46-yd. pass to Sidney Rice at 1:18
at Chicago (12/2/12)	trail 14-10		14-yd. pass to Golden Tate at :24
	tied 17-17	Won 23-17 (ot)	13-yd. pass to Sidney Rice with 7:33 left in OT
vs. St. Louis (12/30/12)	tied 13-13	Won 20-13	1-yd. touchdown run at 1:39
at Washington (1/6/13)*	trail 14-13	Won 24-14	touchdown drive at 7:08
at Carolina (9/8/13)	trail 7-6	Won 12-7	43-yd. TD pass to Jermaine Kearse at 10:13
at Houston (9/29/13)	trail 20-6	Won 23-20 (ot)	45-yd. field goal drive with 3:19 left in overtime
vs. Tennessee (10/13/13)	tied 10-10	Won 20-13	29-yd. field goal drive with 11:23
vs. Tampa Bay (11/3/13)	trail 24-14	Won 27-24 (ot)	27-yd. field goal drive with 8:11 left in overtime
vs. San Francisco (1/19/14)^	trail 17-13	Won 23-17	35-yd. pass to Jermaine Kearse at 13:44
vs. Denver (9/21/14)	tied 20-20	Won 26-20	touchdown drive with 9:14 left in overtime
at Carolina (10/26/14)	trail 9-6	Won 13-9	23-yd. pass to Luke Willson at 0:47
vs. N.Y. Giants (11/9/14)	tied 17-17	Won 38-17	touchdown drive at 12:47
vs. St. Louis (12/28/14)	tied 6-6	Won 20-6	touchdown drive at 12:07
vs. Green Bay (1/18/15)^	tied 22-22	Won 28-22 (ot)	35-yd. pass to Jermaine Kearse with 11:41 left in OT

* NFC Wild Card Game

^ NFC Championship Game

Most Game-Winning Drives in 4th Qtr./OT Since 2012 (Regular Season & Postseason)

Russell Wilson, Sea	15
Tony Romo, Dal	14
Andrew Luck, Ind	12

Living for the Moment

"I know I shouldn't say this, but I actually wanted overtime," said Russell Wilson, after his game-winning drive vs. Denver (9/21) in overtime. "Of course I want to win in regulation, but overtime is so much fun. I live for those moments."

Wilson and the rest of his Seahawks teammates have become accustomed to playing big when championship moments and opportunities are presented as the team has improved to 4-0 in overtime games under Wilson and 4-1 in overtime games since Pete Carroll became head coach in 2010.

Wilson is tied for the second-best record in overtime games as a starting quarterback to begin a career with that 4-0 record. On a list of Super Bowl winning quarterbacks, Wilson trails Terry Bradshaw and is tied with Trent Dilfer.

Best Record in Overtime Games as a Starting Quarterback Since 1974

Player	Starts	OT Record
Terry Bradshaw	158	5-0
Russell Wilson	48	4-0
Trent Dilfer	113	4-0



Super Bowl XLIX Seahawks vs. Patriots Sunday, February 1, 2015 - 3:30 p.m.

Russell Mania

Quarterback Russell Wilson is 22-2 at home during his career, ranking **first in NFL history in home wins in a quarterback's first three seasons** since 1970.

He has completed 361 of 572 passes (63.1%) for 4,686 yards with 37 touchdowns versus 13 interceptions for a 100.9 passer rating in those games.

With the win vs. New Orleans (12/2/13), Wilson moved in to a tie for **third place for consecutive wins at home to start a career** among quarterbacks since 1970, but had his 14-game winning streak snapped with a 17-10 loss vs. Arizona (12/22/13).

Most Home Wins in QBs First Three Seasons

Player	Record
Russell Wilson, Sea	22-2
Matt Ryan, Atl	20-2
Joe Flacco, Bal	19-5
Andrew Luck, Ind	19-5
Dan Marino, Mia	18-2

QB's with the Most Consecutive Home Wins to Start Career Since 1970

Player	Seasons	Consecutive Home Wins
Danny White, Dal	1980-81	16
Kurt Warner, StL	1999-01	15
Russell Wilson, Sea*	2012-13	14
Marc Bulger, StL	2002-04	14
Doug Flutie, Buf	1988-98	10
Philip Rivers, SD	2006-07	9

* only quarterback to start Week 1 of rookie season

It's Not How You Start, It's How You Finish

* The Seahawks have won 32 of their last 40 regular season games, and 41 of their last 56 dating back to the final half of the 2011 season. In that 32-8 run, **Seattle is outscoring opponents 1,083-594 (27.1 ppg to 14.9 ppg)**.

* Since the beginning of 2012 (including playoffs), Seattle is 42-13. In the 13 losses, Seattle had a fourth-quarter lead in nine of them, and were within one score and had a chance to win in the fourth quarter in the other four games.

* Seattle has a streak of 62 games (69 including postseason) where it has led or been within one score in the fourth quarter. The last time the Seahawks **were not in the lead or within a score in the fourth quarter was at Pittsburgh (9/18/11)**, a 24-0 loss.

* With Week 1's win over Green Bay (9/4), Seattle broke the NFL record for most consecutive games without losing by more than seven points. It was a **streak of 41 games (46 including postseason) that Seattle did not lose by more than a touchdown**, breaking the Packers record of 40 games (45 including postseason, 2009-11).

* In Week 2 at San Diego (9/14), the Seahawks NFL record for most consecutive games with a lead in the fourth quarter or overtime came to an end at 29 games. The streak dated back to 2012 and broke the Patriots record of 27 games. (2006-08).

Pete Carroll preaches every season that it's not how the team starts, it's how they battle and stick together and grind to the finish to win ballgames. This mentality was apparent in two overtime victories last season and one this season (vs. Denver, 9/21).

Seattle came back from a 17-point deficit at Houston (9/29/13) to win 23-20 in overtime and showed its resiliency in what was the largest come-from-behind victory in franchise history vs. Tampa Bay (11/3/13). Down 21-0 in the second quarter, the Seahawks overcame the 21-point deficit as they outscored the Bucs 27-3 with 20 unanswered points to close the ballgame.

Seattle's all-time overtime record is 12-18 and 4-1 under Carroll.

Largest Comebacks in Franchise History

Points	Opponent	Score	Result
21	vs. Tampa Bay (11/3/13)	Trail 21-0	Won 27-24 (ot)
20	at Denver (12/10/95)	Trail 20-0	Won 31-27
18	at Oakland (12/14/97)	Trail 21-3	Won 22-21



Super Bowl XLIX Seahawks vs. Patriots Sunday, February 1, 2015 - 3:30 p.m.

Duly Noted

Five Seahawks have been honored by the league as NFC players of the week/month this season, while fans voted Marshawn Lynch the FedEx Ground NFL Player of the Week 10 after his four-score, 140-yard performance vs. the Giants (11/9) and player of the Week 16 after his 113-yard and two-touchdown performance at Arizona (12/21).

Defense: Kam Chancellor, Week 3 vs. Denver (had an interception, one forced fumble, two passes defended and nine tackles in the Seahawks' 26-20 overtime win over Denver; only Seahawks safety with a forced fumble and a 50+ yard interception return in the same game since 1993, the first year forced fumbles were tracked; first career Player of the Week Award and first Seahawks safety to be honored since 2004 (Michael Boulware, Week 11).

Special Teams: Jon Ryan, Month of September (punted 12 times in Seattle's three games and averaged 48.3 yards per punt with a net average of 43.3 yards; placed seven of his 12 punts inside the 20-yard line and allowed only three returns for 21 yards; had four punts of at least 60 yards – including two 66-yarders – and also had a 58-yard punt; Ryan boomed a free kick 79 yards to Denver's one-yard line following a safety in Week 3; in his ninth season from Regina, this is Ryan's first career Player of the Month Award; joins Jeff Feagles (December 1999) as the only punters in franchise history to be honored).

Offense: Russell Wilson, Week 5 at Washington (completed 18 of 24 passes (75 percent) for 201 yards with two touchdowns for a 127.3 passer rating and rushed for 122 yards (11.1 average) with one touchdown; the first player ever with at least 200 passing yards and 100 rushing yards on Monday Night Football; 122 rushing yards are a career-high and the most by a quarterback on Monday Night Football; Wilson and Randall Cunningham (November 4, 1990) are the only quarterbacks in NFL history to record a 120+ passer rating and 120+ rushing yards in the same game; Wilson, who passed for 210 yards and rushed for 102 last year against Indianapolis (October 6, 2013), is one of three quarterbacks in NFL history (Tobin Rote, Michael Vick) to record multiple games with at least 200 passing yards and 100 rushing yards; it's his third career Player of the Week Award and is one of three quarterbacks in the past 25 years to be named Player of the Week in each of his first three NFL seasons (Peyton Manning and Andrew Luck).

Defense: Kam Chancellor, Week 12 vs. Arizona (tied for the club lead with eight tackles, including a team-best seven solo tackles, in the Seahawks 19-3 win over Arizona; led a defensive unit that limited the Cardinals to 204 total net yards of offense (64 rushing, 140 passing), the fewest Seattle had allowed this season; this is Chancellor's second career Player of the Week Award and second this season (Week 3); is the first Seahawks safety to be named Defensive Player of the Week twice in the same season; joins cornerbacks Richard Sherman (2013) and Robert Blackmon (1995) as the only Seahawks to be named Defensive Player of the Week multiple times in a single season).

Defense: Richard Sherman, Week 13 at San Francisco (had two interceptions and two tackles in 19-3 win; recorded an opponent's passer rating of 0.0 in throws targeted in his direction, allowing just one of six completions for six yards and intercepting two passes; led a defensive unit that allowed only 164 total net yards, 100 net passing yards and 64 rushing yards; this is Sherman's fourth career Player of the Week Award; the only player in the NFL to win a Defensive Player of the Week Award in each of the past three seasons. Since 2011, his four Defensive Player of the Week Awards are tied for the most in the NFL (J.J. Watt).

Offense: Russell Wilson, Week 16 at Arizona (completed 20 of 31 passes for 339 yards with two touchdowns and no interceptions for a 122.9 passer rating and also rushed for 88 yards and a touchdown; only player in NFL history to have two career games with at least 300 passing yards and 85 rushing yards; had an 80-yard touchdown pass to tight end Luke Willson and a 55-yard rush, becoming the first player since 1990 (Randall Cunningham) to have an 80-yard pass and a 50-yard run in a game; led an offense that gained a franchise-record 596 total net yards, including 329 passing and 267 rushing; it was the first time in team history Seattle gained at least 300 passing yards and 250 rushing yards in a game; this is Wilson's fourth career Player of the Week Award and second this season (Week 5); his four Player of the Week Awards are tied with Dave Krieg for the most by a quarterback in franchise history).

Defense: Bobby Wagner, Month of December (had a team-best 36 tackles, including one sack, and a pass defended as Seattle posted a 4-0 record in December, winning the NFC West and earning home-field advantage; led the team in tackles in three of four games, posting at least seven tackles in every game; Seahawks led the NFL in December allowing 8.3 points per game, 211.3 total net yards per game and ranked second in rushing yards allowed per game (67.0); in his third year from Utah State, this is Wagner's first career Player of the Month Award; is the second Seahawks linebacker to be named Defensive Player of the Month, joining Chad Brown (November 1998).



Super Bowl XLIX Seahawks vs. Patriots Sunday, February 1, 2015 - 3:30 p.m.

Beast Mode

- * Marshawn Lynch ranks first in the NFL with 24 100-yard games since 2011
- * Has rushed for 100 or more yards in 24 of his last 57 games
- * Is the only player in the NFL to rush for over 1,000 yards and score 10 rushing touchdowns each season since 2011
- * His 5,357 rushing yards since the 2011 season lead the NFL
- * Leads the NFL with 56 total touchdowns since 2011 (NFL-leading 48 rush, eight rec.)
- * Set career-high with 17 total touchdowns (career-high 13 rush, career-high four rec.) this season
- * Tied the franchise record and set a career-high with four rushing touchdowns vs. N.Y. Giants (11/9/14)
- * Ranked tied for first in the NFL in rushing touchdowns (13), first in non-kicker scoring (102), fourth in rushing (1,306), fifth in first downs (81) and fifth in most yards from scrimmage (1,673) in 2014
- * Tied Curt Warner for third-place in franchise history for most total touchdowns (62) in Week 17 vs. St. Louis (12/28).
- * Earned four-consecutive Pro Bowl berths with Seattle, five overall (2008, 2011-14)
- * Set career-highs in carries (315, 5th NFL), yards (1,590, 3rd NFL), average gain (5.0, 4th NFL) and most yards from scrimmage (1,786, 4th NFL) in 2012
- * Lynch became just the third player (Chris Warren, Shaun Alexander) in Seahawks history to rush for over 1,500 yards (2012)
- * Owns four of the top-six highest yards per carry average games in Seahawks history including his 11.64 ypc and two 11.30 ypc games eclipsing position coach Sherman Smith's 8.86 ypc game in 1976
- * Career-long 79-yard touchdown run at Arizona (12/21/14) ranks as the fourth-longest in franchise history

Candy Man

Known for loving his Skittles given to him by his mama before Pop Warner games, Delisa Lynch would say, "Here Marshawn, come and get your power pellets. Eat 'em up, baby. They're going to make you run fast and they're going to make you play good."

In the days since, Marshawn Lynch has the production line busy since Week 4 of the 2011 season vs. Atlanta (10/2/11), when he scored in 11 consecutive games (Weeks 4-16 in 2011), a Seahawks record.

He has also rushed for 100 yards in 24 of his last 57 games and **is first in the league with a career-high 17 total touchdowns** (career-highs 13 rush, four rec.). **Lynch is the NFL's most productive rusher**, totaling 5,357 yards on the ground since 2011.

Most Rushing Yards Since 2011, NFL

Player	Att.	Yds.	Avg.	TD
Marshawn Lynch, Sea	1,181	5,357	4.5	48
LeSean McCoy, Phi	1,099	5,075	4.6	33
Frank Gore, SF	1,071	4,659	4.4	29
DeMarco Murray, Dal	934	4,526	4.9	28

Mt. Rush More

In 2011, Seattle re-committed to its ground attack beginning in Week 9 at Dallas (11/6/11), and has strung together a **streak of 48 of its last 57 games with 100 or more team rushing yards**, and currently has an 11-game streak that ranks as the **second-longest in team history**.

In 2012, the Seahawks posted a season-high, and fifth-most in franchise history, 284 team rushing yards vs. Arizona (12/9/12) in Week 14 and followed that up with 270 yards at Buffalo (12/16/12). They **set the franchise mark with 350 rushing yards** vs. the N.Y. Giants (11/9) in Week 10 and followed that up with 204 yards at Kansas City (11/16).

Seattle reached its longest streak of 12 games with 100-plus yards during the 1978-79 seasons.

Since the beginning of 2011, Seattle's 9,285 yards ranks first in the NFL.

Marshawn Lynch has reached 100 yards in 24 of the last 57 games. He carried a career-high 32 times vs. Baltimore (11/13/11), rushed for the second-most yards in his career with 148 vs. Philadelphia (12/1/11), had a career-long touchdown rush of 79 yards at Arizona (12/21/14) and tied the franchise mark and set a career-high with four rushing scores vs. the N.Y. Giants (11/9/14).

His **1,306 rushing yards this season rank fourth in the NFL** and his career-high 102 non-kicker points rank first in the NFL.

Most Team Rushing Yards Since 2011

Team	Att.	Yds.	Avg.	TD
Seattle	2,014	9,285	4.6	65
San Francisco	1,965	8,912	4.5	59
Minnesota	1,770	8,837	5.0	69
Philadelphia	1,837	8,708	4.7	65



Super Bowl XLIX Seahawks vs. Patriots Sunday, February 1, 2015 - 3:30 p.m.

Feeding the Beast

Since acquiring Marshawn Lynch in 2010, Seattle has relied on the Beast Mode back to carry its offense through the regular season and in to the postseason.

Lynch once again ranks among the league's best in various statistical categories.

Lynch set a **career-high with 17 total touchdowns** this season, including a career-high four receiving and ranks first in the NFL with a career-high 13 rushing touchdowns.

NFL Leading Scorers, Non-kickers

Player	TD	Rush	Rec.	Pts.
Marshawn Lynch, Sea	17	13	4	102
Dez Bryant, Dal	16	0	16	96
Antonio Brown, Pit	14	0	13	86*
Jamaal Charles, KC	14	9	5	84
Arian Foster, Hou	13	8	5	78

* includes one return and 2-pt. conversion

Lynch rushed for the second-most yards of his career and has posted more than 1,000 yards in six of his eight NFL seasons. He posted a career-high 1,590 yards in 2012.

NFL Leading Rushers

Player	Rush	Yds.	Avg.	TD
DeMarco Murray, Dal	392	1,845	4.7	13
Le'Veon Bell, Pit	290	1,361	4.7	8
LeSean McCoy, Phi	312	1,319	4.2	5
Marshawn Lynch, Sea	280	1,306	4.7	13
Justin Forsett, Bal	235	1,266	5.4	8

Beast Mode turns to Feast Mode as Seattle keeps feeding him the ball to rank fifth in the NFL in most yards from scrimmage.

Most Total Yards from Scrimmage, NFL

Player	Yards	Rushing	Receiving
DeMarco Murray, Dal	2,261	1,845	416
Le'Veon Bell, Pit	2,215	1,361	854
Matt Forte, Chi	1,846	1,038	808
Antonio Brown, Pit	1,711	13	1,698
Marshawn Lynch, Sea	1,673	1,306	367

Lynch ranks ninth in the NFL in **third-and-one rushes (12 for 13, 92.3%)** and fifth in the NFL with 81 first downs.

NFL Leaders in First Downs

Player	Rush	Rec.	Total
Le'Veon Bell, Pit	73	41	114
DeMarco Murray, Dal	85	16	101
Matt Forte, Chi	63	28	91
Antonio Brown, Pit	0	85	85
Marshawn Lynch, Sea	65	16	81

Third-and-One Rushing Leaders, NFL

Player	Att	FD	Pct.
1-3. Three tied with	5	5	100.0
4-8. Five tied with	4	4	100.0
9. Marshawn Lynch, Sea	13*	12*	92.3
10. Cam Newton, Car	11	10	90.9

* 2nd in NFL

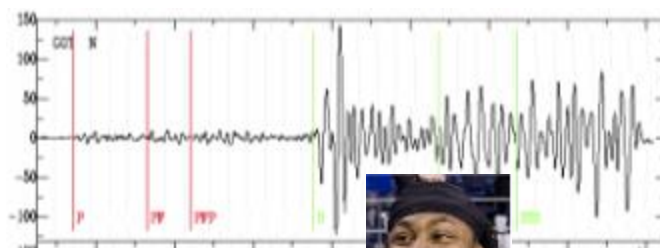
Get Off Me, He Said

In what many consider one of the top postseason runs in NFL history, Marshawn Lynch's 67-yard touchdown run vs. the New Orleans Saints in the 2010 NFC Wild Card Game (1/8/11) did more than just give the Seahawks a 41-30 lead late in the fourth quarter to help seal the game.

His run, in which he broke free from eight Saints defenders and tossed Tracy Porter with a stiff-arm, registered seismic activity near CenturyLink Field on one of the Pacific Northwest Seismic Network's monitoring stations.

The station that picked up the tremors is mostly used for monitoring a two-level viaduct highway that runs along the Seattle waterfront and its seawall.

In an eerily similar run at Arizona (12/21/14), Lynch recorded a career-long run, and fourth-longest in club history, a 79-yarder, bouncing Patrick Peterson and Rashad Johnson off himself en route to the endzone.





Super Bowl XLIX Seahawks vs. Patriots Sunday, February 1, 2015 - 3:30 p.m.

Marvelous Marshawn

Marshawn Lynch has quietly become the most dominating rusher in the NFL since 2011.

Seattle traded for the Beast Mode running back on October 5, 2010, built its offense around him and formed a punishing identity on the ground that has propelled the Seahawks to its most successful stretch in franchise history.

Russell Wilson calls Lynch the team's MVP as he has allowed Wilson to grow in the offense to be accurate, efficient and set numerous NFL records and lead the team to add Ws in the win column.

Lynch leads the NFL with 56 total touchdowns (48 rush, eight rec.) since 2011 and **set his career-high this year with 17 total touchdowns** (career-high 13 rush, career-high four rec.).

Most Total Touchdowns Since 2011, NFL

Player	TD	Rush	Rec
Marshawn Lynch, Sea	56	48	8
Dez Bryant, Dal	50	0	50
Jimmy Graham, NO	46	0	46
Rob Gronkowski, NE	45	1	44
Arian Foster, Hou	44	34	10
Jordy Nelson, GB	43	0	43
Calvin Johnson, Det	41	0	41
LeSean McCoy, Phi	41	33	8
Jamaal Charles, KC	40	26	14

Lynch Pin

Marshawn Lynch posted the second-most 100-yard games in Seattle history with a career-high and NFL-high tying 10 in 2012.

Since the beginning of 2011, his first full season since being traded to Seattle by Buffalo in October 2010, Lynch is first in the NFL with 24 100-yard games, and has come close to that century mark with four 98-yard games and one 97-yard game.

Most 100-Yard Games Since 2011, NFL

24	Marshawn Lynch, Sea
23	Arian Foster, Hou
20	LeSean McCoy, Phi
19	DeMarco Murray, Dal
18	Adrian Peterson, Min

Rushing Up the Charts - Regular Season Seahawks History

Rushing Attempts

1. Shaun Alexander, 2000-07	2,176
2. Curt Warner, 1983-89	1,649
3. Chris Warren, 1990-97	1,559
4. Marshawn Lynch, 2010-	1,346
5. John L. Williams, 1986-93	1,148

Rushing Touchdowns

1. Shaun Alexander, 2000-07	100
2. Curt Warner, 1983-89	55
3. Marshawn Lynch, 2010-	54
4. Chris Warren, 1990-97	44
5. Sherman Smith, 1976-82	28

Rushing Yards

1. Shaun Alexander, 2000-07	9,429
2. Chris Warren, 1990-97	6,706
3. Curt Warner, 1983-89	6,705
4. Marshawn Lynch, 2010-	5,930
5. John L. Williams, 1986-93	4,579

Total Touchdowns

1. Shaun Alexander, 2000-07	112
2. Steve Largent, 1976-89	101
3. Curt Warner, 1983-89	62
Marshawn Lynch, 2010-	62
5. Chris Warren, 1990-97	48

Runnin' Wild

Led by Marshawn Lynch's league-leading 5,357 yards since 2011, Seattle's rushing attack coached by Tom Cable has dug in and become one of the most productive lines in Seattle history.

Seattle is currently in the midst of an 11-game streak with 100 or more team rushing yards, good for the **second-longest streak in franchise history**.

During this streak, Seattle posted a franchise-record 350 rushing yards vs. the New York Giants (11/9) and followed that up with 204 at Kansas City (11/16), **setting the franchise-record for most rushing yards in consecutive games** (554).

Consecutive Games with 100 Team Rushing Yards

Franchise History

Games	Years
12	Last three games of 1978, first nine of 1979
11	Games 6 - 16 of 2014
9	Last eight games of 1977, first game of 1978
7	Last three games of 2013, first four of 2014
	Last four games of 1997, first three of 1998
	1996
	Last four games of 1987, first three of 1988
	1978
6	many times



Super Bowl XLIX Seahawks vs. Patriots Sunday, February 1, 2015 - 3:30 p.m.

Sherman's March

Richard Sherman's patience all season finally paid off on Thanksgiving night at San Francisco (11/27). Colin Kaepernick tested Sherman's side and Sherman came away with two interceptions. His team-leading **four picks came in the last nine games** of the season.

His career-high tying eight interceptions in 2013 ranked first in the NFL and since 2011, **Sherman leads the NFL in interceptions (24) and is second in passes defended (68)** despite only starting 58 games and playing in 64. His 24 picks are the **third-most interceptions in a player's first four seasons** since 1970.

In 2012 he tied for second in the NFL with eight interceptions, including one for a touchdown, and led the team with a career-high 24 passes defended, becoming the first player since Champ Bailey (2005-06) to record back-to-back seasons of at least eight interceptions.

Sherman had a 90-yard return of a Red Bryant blocked field goal against San Francisco's David Akers which ranks as the third-longest in NFL history (12/23/12).

Most Interceptions Through First Four Seasons Since 1970

Player	Interceptions	Seasons
Lester Hayes, Oak	25	1977-80
Everson Walls, Dal	25	1981-84
Richard Sherman, Sea	24	2011-14
Kenny Easley, Sea	24	1981-84

Longest Blocked Field Goals Returned for TDs, NFL History

Yds	Player	Game	Date
94	Bobby Smith	L.A. Rams at Green Bay	10/25/64
92	Bracy Walker	Detroit at Chicago	9/12/04
90	Richard Sherman	Seattle vs. San Francisco	12/23/12
86	John Bramlett	Denver vs. San Diego	11/27/66

Most Interceptions Since 2011

Player	No.
Richard Sherman, Sea	24
Tim Jennings, Chi	15
Patrick Peterson, Ari	15
Antonio Cromartie, Ari	13
Reggie Nelson, Cin	13
Antrel Rolle, NYG	13
Sam Shields, GB	13
Eric Weddle, SD	13
Charles Woodson, Oak	13

Most Passes Defended Since 2011

Player	No.
Joe Haden, Cle	69
Richard Sherman, Sea	68
Tramon Williams, GB	62
Cary Williams, Phi	57
Lardarius Webb, Bal	56
Johnathan Joseph, Hou	52
Aqib Talib, Den	52

Shutdown Sherm

A former wide receiver in college, Richard Sherman has used that skill-set to study opponents helping him lead the league in interceptions (24) and rank second in passes defended (68) since the start of the 2011 season.

Those 24 picks through the first 64 games of a career rank first in the NFL among active players.

Most Interceptions in First 64 Games Played,

Active Players

24	Richard Sherman, Sea
20	Rashean Mathis, Det
19	Aqib Talib, Den
18	Leon Hall, Cin

It's All About the Ball

One of Pete Carroll's main mantras to the team since arriving in 2010 is taking care of the football. Protecting the ball will lead to offensive opportunities to put points on the board and preserving wins. On the flip side, Carroll stresses forcing turnovers from the opponent on a weekly basis during his "Turnover Thursday" practices, emphasizing the importance of getting the ball out.

Since 2010, Seattle is 33-6 when winning the turnover battle. The team finished ranked tied for fifth in the NFL in 2011 and 2012 with +8 and +13 turnover margins, respectively, and have totaled 125 takeaways against 74 giveaways since 2011 (+51, 3rd NFL).

Seattle led the NFL last season with 39 takeaways and a +20 differential and **ranked fourth in the league this season with a +10 differential.**

Seattle Record when Winning the Turnover Battle

Year	Record
2010	4-0
2011	6-2
2012	7-1
2013	10-1
2014	6-2
Totals	33-6

Turnover Differential Since 2011, NFL

Team	Take-aways			Give-aways			Diff
	Int	Fum	Total	Int	Fum	Total	
New England	76	53	129	41	25	66	+63
San Francisco	78	44	122	31	35	66	+56
Seattle	81	44	125	40	34	74	+51
Green Bay	78	32	110	38	30	68	+42
Chicago	77	50	127	68	37	105	+22



Super Bowl XLIX **Seahawks vs. Patriots** **Sunday, February 1, 2015 - 3:30 p.m.**

Bobbying for Tackles

Third-year linebacker Bobby Wagner left Utah State tied as the team's all-time tackler with 446 during his career and continued that pace in the NFL in 2012, finishing second in the AP Defensive Rookie of the Year voting, tallying 140 tackles (86 solo), and ranking first in Seattle history in tackles among rookies.

In 2013, he led the team with 119 tackles (71 solo), despite missing two games due to a high ankle sprain, becoming just the third player in franchise history (Terry Beeson, Lofa Tatupu) to begin his Seattle career with back-to-back 100-tackle seasons.

Wagner was again on his game in 2014, as he led the team with 50 tackles (27 solo) that was sixth in the NFC before injuring his toe vs. Dallas (10/12). He missed five games and returned vs. Arizona (11/23) and recorded a team-high tying eight tackles (two solo). He tied a career-high with 14 tackles in Week 1 vs. Green Bay (9/4).

Despite those five missed games, he became the **sixth player in franchise history to record three-straight 100-tackle seasons** and has 54 tackles in the last six games (9.0 tackles per game).

He tallied 10 stops (five solo) vs. St. Louis (12/28), good for his **16th-career double-digit tackle game** in 41 games played.

Most Tackles by a Rookie, Franchise History

Player	Total	Solo	Assist
LB Bobby Wagner (2012)	140	86	54
LB Terry Beeson (1977)	136	110	26
LB Keith Butler (1978)	122	83	39

Players with Three-Straight 100-tackle Seasons

Player	Seasons
Terry Beeson (134, 153, 114)	1977-79
Fredd Young (118, 121, 101)	1985-87
Chad Brown (104, 150, 117)	1997-99
Lofa Tatupu (105, 123, 109)	2005-07
David Hawthorne (116, 105, 115)	2009-11
Bobby Wagner (140, 119, 104)	2012-14

Special Delivery

Since 2010, Brian Schneider's special teams units rank second in the league in blocked kicks with 15 and rank tied for first in takeaways (14). They have also recorded 11 touchdowns/safeties scored to lead the NFL.

Seattle continued its hot scoring trend with a 25-yard blocked punt returned for a touchdown by Mike Morgan vs. Dallas (10/12).

Last season, Seattle blocked a punt at Indianapolis (10/6/13) that was ruled out of the endzone for a safety.

In 2012, Seattle's special teams unit excelled in all phases and set records in the process. Schneider's unit scored on a blocked punt, kickoff return, muffed punt and blocked field goal during the season. The blocked field goal vs. San Francisco (12/23/12) was returned 90 yards, the third-longest field goal block return in NFL history.

Punter Jon Ryan set the franchise mark with a 40.8 net average and became just the third punter in NFL history to average 60-plus yards per punt in a single game (4 for 240 vs. New England, 10/14/12) and kicker Steven Hauschka also set a franchise mark making at least one field goal in 14 consecutive games (2011-12), owning a streak of 22 straight field goals made (2013) and converting a franchise-tying long 58-yard field goal made at Carolina (10/26/14).

Seattle Special Teams Scores Since 2010

Play	Game	Date	Play	Game	Date
101-yd. KOR by Leon Washington	vs. SD	9/26/10	98-yd. KOR by Leon Washington	at Mia	11/25/12
99-yd. KOR by Leon Washington	vs. SD	9/26/10	Muffed punt in endzone TD, Malcolm Smith	vs. Ari	12/9/12
10-yd. blocked punt TD, Earl Thomas	vs. KC	11/28/10	90-yd. blocked field goal TD, Richard Sherman	vs. SF	12/23/12
92-yd. KOR by Leon Washington	vs. SF	12/12/10	blocked punt out of endzone, Jermaine Kearse	at Ind	10/6/13
17-yd. blocked punt TD, Mike Robinson	vs. STL	11/12/11	25-yd. blocked punt TD, Mike Morgan	vs. Dal	10/12/14
3-yd. blocked punt TD, Jeron Johnson	vs. Dal	9/16/12			

Most Blocks Since 2010

16	Arizona
15	Seattle
15	Oakland
13	Miami
11	Buffalo
10	Chicago
9	Tennessee
9	Houston

Most TDs/Safeties Since 2010

11	Seattle
10	New England
9	Baltimore
9	Chicago
9	Tennessee
8	Denver
8	Arizona

Most Takeaways on Punt/KOR Since 2010

14	Seattle
14	Oakland
13	N.Y. Giants
10	Kansas City
9	New England



Super Bowl XLIX Seahawks vs. Patriots Sunday, February 1, 2015 - 3:30 p.m.

Missing the Man in the Middle

Defensive tackle stalwart Brandon Mebane will miss the rest of the season after injuring a hamstring vs. the Giants (11/9). A starter since Game 7 of his rookie season, Mebane started the last 110 consecutive games in which he has played.

He has provided pop in the interior defensive line over the last four seasons. In 2011, he ranked first in the NFC (6th NFL) with 56 tackles (40 solo) among interior linemen. He again tied that career-high with 56 tackles in 2012, ranking second in the NFL among defensive tackles.

From 2011 to Week 10, 2014, Mebane ranked second in the NFC (5th NFL) with 177 tackles (103 solo) among interior linemen.

Most Tackles Since 2011, NFL Interior Linemen (Thru Week 10, 2014)

Player	Comb	Tkl	Ast
DT Domata Peko, Cin	204	97	107
DT Jurrell Casey, Ten	196	134	62
DT Ahtyba Rubin, Cle	195	119	76
DT Linval Joseph, Min	193	117	76
DT Brandon Mebane, Sea	177	103	74

Cliff Notes

Since signing as a free agent in 2013, Cliff Avril has made his presence known with 13.0 sacks and six forced fumbles in his two seasons in Seattle. The Seahawks extended his contract on December 19.

The 13.0 sacks help give him 42.0 sacks since 2010 (T8th NFC, T19th NFL) but more importantly he has 22 forced fumbles since 2008 (T3rd NFL), something that Pete Carroll loves as Avril has a knack for jarring the ball loose since coming in to the league as a rookie.

Since 2011, he is one of two players in the NFL (Ryan Kerrigan) with 30+ sacks (33.5) & 14+ forced fumbles (14).

NFC Active Sack Leaders Since 2010

Player	No.
1. DE Jared Allen, Chi	62.0
2. DE Charles Johnson, Car	52.5
3. LB Clay Matthews, GB	51.0
4. DE Robert Quinn, StL	45.0
5. DE Julius Peppers, GB	44.5
6. LB Aldon Smith, SF	44.0
7. DE Chris Long, StL	42.5
8. DE Cliff Avril, Sea	42.0
DE Jason Pierre-Paul, NYG	42.0
10. LB Trent Cole, Phi	38.5

NFL Active Forced Fumble Leaders Since 2008

Player	No.
1. LB Tamba Hali, KC	23
DE Julius Peppers, GB	23
3. DE Cliff Avril, Sea	22
LB James Harrison, Pit	22
LB DeMarcus Ware, Den	22
6. DE Osi Umenyiora, Atl	21
7. DE Justin Tuck, Oak	19
8. DE Jared Allen, Chi	18
9. DE Charles Johnson, Car	16
10. S Charles Woodson, Oak	15

Pete Carroll's Coaching Record

Year	Team	W	L	T	Pct.	Finish
1994	N.Y. Jets	6	10	0	.375	5th, AFC East
1997	New England	10	6	0	.625	1st, AFC East
Wild Card victory vs. Miami, 17-3						
Divisional Playoff loss at Pittsburgh, 7-6						
1998	New England	9	7	0	.563	4th, AFC East
Wild Card loss at Jacksonville, 25-10						
1999	New England	8	8	0	.500	T4th, AFC East
2010	Seattle	7	9	0	.438	1st, NFC West
Wild Card victory vs. New Orleans, 41-36						
Divisional Playoff loss at Chicago, 35-24						
2011	Seattle	7	9	0	.438	3rd, NFC West
2012	Seattle	11	5	0	.688	2nd, NFC West
Wild Card victory at Washington, 24-14						
Divisional Playoff loss at Atlanta, 30-28						
2013	Seattle	13	3	0	.813	1st, NFC West
Divisional Playoff victory vs. New Orleans, 23-15						
Championship Game victory vs. San Francisco, 23-17						
Super Bowl XLVIII victory vs. Denver, 43-8						
2014	Seattle	12	4	0	.750	
Divisional Playoff victory vs. Carolina, 31-17						
Championship Game victory vs. Green Bay, 28-22 ot						
Reg. Season (9 Yrs.)		83	61	0	.576	
Postseason (6 Yrs.)		8	4	0	.667	
Combined Record		91	65	0	.583	



Super Bowl XLIX Seahawks vs. Patriots Sunday, February 1, 2015 - 3:30 p.m.

Hot at Home

The Seahawks opened the season at home this year for only the fifth time since 2000 and the Seahawks have won 11 of their last 12 home openers since 2003. The 49ers were the only defeat during that stretch, as they pulled out a 33-30 overtime win in Seattle's 2008 home opener.

Since that 2008 loss, Seattle has won six straight home openers by a combined total score of 164-42 and during the 11-1 run, the Seahawks have outscored opponents 317-119.

The only undefeated team at home in 2012, Seattle won a franchise-record 14 straight games in the raucous confines of CenturyLink Field before dropping a 17-10 decision vs. Arizona (12/22/13) last year. Winners of 22 of its last 24 at home, Seattle has outscored opponents 685-328 for a +357 point differential (2nd NFL), forced 55 takeaways (1st NFL) for a +30 turnover margin (1st NFL) and is tied for first in the NFL with 22 wins.

Longest Home Winning Streak

Franchise History

14	2012-13
12	2004-06
10	2002-04

Most Consecutive Games Won

Franchise History

11	2005
9	2012-13
8	1984

Seattle's NFL Ranking for Last 24 Home Games

Wins	Point Differential	Takeaways	Turnover Margin
22 Seattle	+382 Denver	55 Seattle	+30 Seattle
22 Denver	+357 Seattle	50 Cincinnati	+27 New England
21 New England	+309 New England	48 New England	+13 Cincinnati
19 Green Bay	+270 Green Bay	47 Carolina	+13 Green Bay
19 Indianapolis	+196 Cincinnati	47 Cleveland	+11 Cleveland

Records Were Meant to be Broken

On two occasions last season, Week 2's Sunday Night Football matchup vs. San Francisco (9/15/13) and Week 13's Monday night matchup vs. New Orleans (12/2/13), Seattle's fanbase cemented itself as one of loudest and passionate groups in sports history.

Fans re-claimed the Guinness World Record for the Loudest Crowd Roar at a Sports Stadium with a 137.6 decibel reading vs. New Orleans until the Kansas City Chiefs broke it in Week 4.

The club set the CenturyLink Field attendance record during the NFC Championship Game with a total of 68,538 fans in attendance for the Green Bay game (1/18/15).

Largest Home Attendance, Franchise History

Att.	Opponent	Stadium	Date	W/L	Score
68,681	Oakland	Husky Stadium	12/16/00	W	27-24
68,661	Denver	Husky Stadium	11/26/00	L	38-31
68,538^	Green Bay	CenturyLink Field	1/18/15	W	28-22 (ot)
68,526	San Francisco	CenturyLink Field	12/14/14	W	17-7
68,524#	Carolina	CenturyLink Field	1/10/15	W	31-17
68,454^	San Francisco	CenturyLink Field	1/19/14	W	23-17
68,453	St. Louis	CenturyLink Field	12/28/14	W	20-6
68,447	Denver	CenturyLink Field	9/21/14	W	26-20 (ot)
68,432	Dallas	CenturyLink Field	10/12/14	L	30-23
68,424	Green Bay	CenturyLink Field	9/4/14	W	36-16

^ NFC Championship Game

NFC Divisional Playoff Game

Taking Home on the Road

The Seahawks have taken their home-field mentality and directed that energy, focus and preparation in road games last season as they posted a franchise-best 6-2 road record in 2013, and 5-3 record this season.

Also stepping up is the traveling 12th Man fan base as they have been loud and proud in road games at Arizona, St. Louis, Atlanta, and San Diego, being acknowledged by waving players on the bench to raise the noise level.

Seattle is 13-5 in its last 18 road games dating back to 2012 and posted **a 6-3 record in its last nine 10 a.m. (PT) kickoff starts.**

Best Road Records in Franchise History

Record	Year
6-2	2013
5-3	2014
5-3	2005
5-3	1984
4-4	12 times



Super Bowl XLIX Seahawks vs. Patriots Sunday, February 1, 2015 - 3:30 p.m.

Night Time is the Right Time

Since Pete Carroll took over in 2010, the Seahawks have turned in prime time performances in prime time games, posting a 13-1 combined record in Sunday, Monday and Thursday night games, and **outscored opponents 367-154**.

The Seahawks are 4-0 on Sunday Night Football, 5-0 on Monday Night Football and 4-1 on Thursday Night Football under Carroll, and are **8-0 at home in primetime games** dating back to 2010.

Seattle's Prime Time Games Under Pete Carroll (13-1)

Date	Opponent	W/L	Score
Sunday, January 2, 2011	vs. St. Louis	W	16-6
Thursday, December 1, 2011	vs. Philadelphia	W	31-14
Monday, December 12, 2011	vs. St. Louis	W	30-13
Monday, September 24, 2012	vs. Green Bay	W	14-12
Thursday, October 18, 2012	at San Francisco	L	13-6
Sunday, December 23, 2012	vs. San Francisco	W	42-13
Sunday, September 15, 2013	vs. San Francisco	W	29-3
Thursday, October 17, 2013	at Arizona	W	34-22
Monday, October 28, 2013	at St. Louis	W	14-9
Monday, December 2, 2013	vs. New Orleans	W	34-7
Thursday, September 4, 2014	vs. Green Bay	W	36-16
Monday, October 6, 2014	at Washington	W	27-17
Thursday, November 27, 2014	at San Francisco	W	19-3
Sunday, December 21, 2014	at Arizona	W	35-6

All Right on Monday Night

Seattle is 21-8 all-time in Monday night play and currently has a nine-game winning streak on Mondays. Its .724 winning percentage to start the work week ranks first all-time in the NFL.

The Seahawks are 15-5 at home and have outscored opponents 235-82 in their last nine appearances, including three shut outs.

Best All-Time Winning %, Monday Night Football

Seattle	21-8	.724
San Francisco	46-25	.648
Pittsburgh	42-24	.636
Indianapolis	22-14	.611
Carolina	7-5	.583

Nov. 30, 1987	L	37-14	L.A. Raiders
Nov. 28, 1988	W	35-27	L.A. Raiders
Dec. 4, 1989	W	17-16	Buffalo
Oct. 1, 1990	W	31-16	Cincinnati
Nov. 30, 1992	W (ot)	16-13	Denver
Nov. 1, 1999	W	27-7	at Green Bay
Oct. 2, 2000	L	24-17	at Kansas City
Oct. 14, 2002	L	28-21	San Francisco
Dec. 6, 2004	L	43-39	Dallas
Dec. 5, 2005	W	42-0	at Philadelphia
Nov. 6, 2006	W	16-0	Oakland
Nov. 27, 2006	W	34-24	Green Bay
Nov. 12, 2007	W	24-0	San Francisco
Dec. 12, 2011	W	30-13	St. Louis
Sept. 24, 2012	W	14-12	Green Bay
Oct. 28, 2013	W	14-9	at St. Louis
Dec. 2, 2013	W	34-7	New Orleans
Oct. 6, 2014	W	27-17	at Washington

Seahawks on Monday Night Football (21-8)

Oct. 29, 1979	W	31-28	at Atlanta
Nov. 26, 1979	W	30-7	N.Y. Jets
Nov. 17, 1980	L	19-17	Oakland
Nov. 16, 1981	W	44-23	San Diego
Oct. 29, 1984	W	24-0	at San Diego
Nov. 12, 1984	W	17-14	L.A. Raiders
Sept. 23, 1985	L	35-24	L.A. Rams
Nov. 25, 1985	L	19-6	at San Francisco
Oct. 6, 1986	W	33-7	San Diego
Dec. 8, 1986	W	37-0	L.A. Raiders
Nov. 9, 1987	L	30-14	at N.Y. Jets

Monday Funday

Seattle defeated Washington, 27-17, on Monday Night Football (10/6), its ninth-consecutive win on Mondays. Their nine-game winning streak on MNF is tied for the second-longest such streak since 1970 (Oakland Raiders, 14).

Seattle has the NFL's highest winning percentage on Monday Night Football with a 21-8 record (.724).

Most consecutive Monday Night Football wins since 1970

Dates	Team	Wins
9/22/75 - 12/7/81	Oakland	14
12/5/05 - present	Seattle	9*
11/24/08 - 9/30/13	New Orleans	9
12/2/96 - 9/27/99	San Francisco	9
*Active streak		



Super Bowl XLIX Seahawks vs. Patriots Sunday, February 1, 2015 - 3:30 p.m.

Shining Bright Under the Lights

Preparing weekly that every game is a championship opportunity, Seattle has played their best football in prime time, as its 13-1 record and .929 winning percentage are the best in the NFL since Pete Carroll took over in 2010.

Seattle went 4-0 this season in prime time, including 3-0 on the road, and outscored opponents 117-42.

Best Record in Prime Time Games Since 2010

Team	W	L	Pct.
Seattle Seahawks	13	1	.929
New England Patriots	16	4	.800
New Orleans Saints	17	6	.739
Baltimore Ravens	13	6	.684

Desert Stars

The Seattle Seahawks will be represented in the 2015 Pro Bowl by safety Kam Chancellor, running back Marshawn Lynch, cornerback Richard Sherman, safety Earl Thomas and linebacker Bobby Wagner. It is the fourth-consecutive season Seattle has had at least five representatives in the Pro Bowl.



It will be Chancellor's third Pro Bowl trip in his five seasons, Lynch's fifth overall, Sherman's second after being named first-team All-Pro in 2012 and 2013, Thomas' fourth-consecutive Pro Bowl trip in his five seasons since being the 14th overall selection in the 2010 NFL Draft, and Wagner's first selection to the annual all-star game.

Lynch continues to be the focal point of the offense as he ranks fourth in the NFL in rushing yards (1,306), first in non-kicker scoring (102) and leads the league with a career-high 17 total touchdowns season (career-high 13 rush, career-high four rec.).

Seattle's secondary sends three players to the Pro Bowl for the third time in the last four seasons. Chancellor ranks fourth on the team with 76 tackles (58 solo) and is the physical presence of the NFL's top-ranked passing defense that leads the league allowing only 185.6 yards per game.

Sherman leads the team with four interceptions and since 2011, his 24 interceptions lead the NFL. Those 24 interceptions rank tied for third (Kenny Easley) in NFL history for the most through a player's first four seasons in the NFL (Lester Hayes, Everson Walls – 25). Thomas ranks third on the team with 95 tackles (69 solo) while Wagner, despite missing five games midseason due to injury, ranks second on the team with 104 tackles (67 solo) and is the sixth player in franchise history to record three-straight 100-tackle seasons.

The Seahawks also have five alternates to the Pro Bowl; defensive end Michael Bennett, kicker Steven Hauschka, tackle Russell Okung, center Max Unger and quarterback Russell Wilson. The player would be named to the team if a selected member of the squad cannot participate.

Kick in the Pants

Seattle kicker Steven Hauschka took little time to enter his name in Seattle's record book as he kicked a franchise-tying and career-high five field goals of 22, 38, 39, 35 and 30 yards vs. Baltimore (11/13/11) to help in Seattle's 22-17 win in 2011. He joins Norm Johnson (twice), Todd Peterson and Olindo Mare (twice) in his accomplishment.

He also converted at least one field goal in 14 straight games (2011-12), surpassing Todd Peterson (1997-98) for the longest streak in franchise history. The streak was snapped when Seattle did not attempt a field goal vs. Green Bay (9/24/12).

Facing Arizona (12/22/13), his streak of 22 consecutive field goals made was snapped after his 24-yard attempt was wide left.

Hauschka also holds Seattle's longest attempt (61 vs. Atlanta, 10/2/11 and at Detroit, 10/28/12) and **tied Josh Brown for longest field goal made** (58 at Carolina, 10/26) in franchise history.

His three field goals in the Wild Card Game at Washington (1/6/13) set Seattle's postseason record.

Most Consecutive Field Goals Made

Franchise History

30	Olindo Mare	2009-10
22	Steven Hauschka	2013
19	Steven Hauschka	2012-13
16	Josh Brown	2004

Most Consecutive Games Scoring a FG

Franchise History

14	Steven Hauschka	2011-12
12	Todd Peterson	1997-98
11	Olindo Mare	2009

Longest Field Goal Made, Club History

58	Steven Hauschka	at Car	10/26/14
	Josh Brown	at GB	10/5/03
55	Josh Brown	vs. Dal	10/23/05



Super Bowl XLIX Seahawks vs. Patriots Sunday, February 1, 2015 - 3:30 p.m.

Speak in to My Good Ear

Seahawks fans have become known as the loudest in the NFL and are proud of the role they play in helping the team win on the field. In 2005, Seattle led the NFL in opponent false start penalties at CenturyLink Field with 24, including 11 versus the N.Y. Giants. In 2006, Seattle once again led the NFL in that category with 26 in their eight home games. Seattle's total of 137 since 2005, is tops in the NFL.

Opponent False Start Penalties at Home (2005-current)

	Games	Penalties	Average
Seattle Seahawks	80	137	1.71
Arizona Cardinals	72	126	1.75
Detroit Lions	80	124	1.55
Houston Texans	80	118	1.48

Raisin' 12

Just before every kickoff at CenturyLink Field, fans turn their attention to the 300 level of the south endzone with anticipation to see who is going to raise the team's signature 12 flag and turn CenturyLink Field in to a frenzy. From former Seahawks greats, to local celebrities and sports personalities, the flag has become a love affair for Seahawks supporters all over the Northwest and the spirit of community that the organization and fans share. Who will raise it next?

2014 Flag Raisers

San Diego - First Responders to Oso Mudslide
Chicago - Sounders FC DeAndre Yedlin
Green Bay - Walter Jones, Cortez Kennedy, Steve Largent
Denver - UW & NBA guard Nate Robinson
Dallas - Jordan Babineaux
Oakland - C. Gray, S. Hutchinson, S. Locklear, R. Tobeck

N.Y. Giants - Veteran Scott Smiley
Arizona - Lawyer Milloy
San Francisco - Former MLB 1B John Olerud
St. Louis - Former NBA Head Coach George Karl
Carolina - Kenny Easley
Green Bay - Paul Allen

Delta Delta Delta

Tucked away in the corner of the country, Seattle's road trips are some of the longest in the nation. The team strives to offer first-class amenities and that has not changed this season as Seattle has signed on with Delta Airlines as its 2014 official charter.

The Boeing 767 aircraft will carry the Seahawks "around the world" (a trip around the world is 25,000 miles) as they travel the second-most miles, 26,028, according to the NFL. Former AFC West rival Oakland leads all teams this season with a projected total of 36,078 miles.

2014 Total Miles Traveled (regular season)

1. Oakland	36,078
2. Seattle	26,028
3. Miami	24,740
4. Dallas	24,530
5. Jacksonville	21,964

Time Travelers

Seattle is among the league leaders in miles traveled each season, and this year is no different. Tucked away in the Northwest, Seattle takes a while to reach via air travel, especially traveling east to west.

2014 Flight Times

Seattle to Denver - 2:10
Denver to Seattle - 2:13
Seattle to Oakland - 1:36
Oakland to Seattle - 1:30
Seattle to San Diego - 2:16
San Diego to Seattle - 2:13
Seattle to Washington - 4:09
Washington to Seattle - 5:09
Seattle to St. Louis - 3:06
St. Louis to Seattle - 3:30
Seattle to Carolina - 4:09
Carolina to Seattle - 4:53

Seattle to Kansas City - 2:41
Kansas City to Seattle - 3:21
Seattle to San Francisco - 1:45
San Francisco to Seattle - 1:31
Seattle to Philadelphia - 4:22
Philadelphia to Seattle - 5:09
Seattle to Arizona - 2:20
Arizona to Seattle - 2:54
Seattle to Super Bowl XLIX -
Super Bowl XLIX to Seattle -



Super Bowl XLIX Seahawks vs. Patriots Sunday, February 1, 2015 - 3:30 p.m.

Second-Chance Super Bowls

Week 3's game vs. Denver (9/21) was just the sixth time in NFL history that the two Super Bowl teams the previous season met in the regular season the following year. The last time that occurred was in 1997 when New England faced Green Bay. Seattle defeated Denver in overtime, 26-20, and the defending champions are now 4-2 in those games.

<u>Super Bowl</u>	<u>Super Bowl Result</u>	<u>Rematch Year</u>	<u>Rematch Result</u>
Super Bowl IV	Kansas City 23, Minnesota 7	1970	Minnesota 27, Kansas City 10
Super Bowl XI	Oakland 32, Minnesota 14	1977	Oakland 35, Minnesota 13
Super Bowl XIII	Pittsburgh 35, Dallas 31	1979	Pittsburgh 14, Dallas 3
Super Bowl XXVII	Dallas 52, Buffalo 17	1993	Buffalo 13, Dallas 10
Super Bowl XXXI	Green Bay 35, New England 21	1997	Green Bay 28, New England 10
Super Bowl XLVIII	Seattle 43, Denver 8	2014	Seattle 26, Denver 20 (ot)

Postseason Prowess

Since re-alignment in 2002, Seattle is fourth in the NFL with seven division titles and fourth with nine playoff appearances.

<u>Team</u>	<u>Division Titles</u>	<u>Playoff Berths</u>
New England	11	11
Indianapolis	9	12
Green Bay	8	10
Seattle	7	9
Pittsburgh	6	8

For Pete's Sake

During Bing Training Camp, Pete Carroll articulated his philosophy to the team again and again in meetings. Repetition, as Carroll says, is an important method of learning, so it never hurts to lay out the principles and philosophies of the team another time.

He's now given the same speech many times to these Seahawks but it still carries a freshness to it every time as he goes through the cornerstones of the organization:

Philosophy: It's all about the ball • "You win by taking care of the football," Carroll said.

Central theme: Competition • "Practice is everything, it's where we make us," Carroll said.

Team rules: Always protect the team; no whining, no complaining, no excuses; be early

Style: Great effort, great enthusiasm, great toughness and play smart

All-Pro Legion

Putting a stamp of approval on the best defense in Seahawks history, the *Associated Press* voted four defensive players to the All-Pro Team for 2014, while running back Marshawn Lynch garnered second-team honors after being selected to the first-team in 2012.

Cornerback Richard Sherman and safety Earl Thomas were named to the first-team for the third-consecutive season. The three-peat selections for Sherman and Thomas put them among the leaders in franchise history. Ring of Honor strong safety Kenny Easley also was a three-time first-team All-Pro (1983-85). Only the Pro Football Hall of Fame trio of left tackle Walter (six), wide receiver Steve Largent (five) and defensive tackle Cortez Kennedy (four) had more All-Pro selections.

The Seahawks three first-team selections tied them with the Steelers for the most in the league.

Safety Kam Chancellor earned his second-consecutive second-team All-Pro nod and linebacker Bobby Wagner earned first-team All-Pro honors for the first time in his career.

"C"-Hawks

In a vote by players, quarterback Russell Wilson was named offensive captain for the second time, while strong safety Kam Chancellor and kickers Steven Hauschka and Jon Ryan are captains of their units for the first time, respectively.

2014 Seahawks Captains

<u>Offense</u>	<u>Defense</u>	<u>Special Teams</u>
QB Russell Wilson	SS Kam Chancellor	K Steven Hauschka & P Jon Ryan



Virginia Mason Athletic Center

The Seattle Seahawks announced the completion of the Virginia Mason Athletic Center (VMAC) as the project was completed on-time with the first Seahawks employees staffing the building on August 4, 2008 after spending 22 years in Kirkland.

The state-of-the-art training facility is located on Lake Washington and is more than 225,000 sq. ft., second largest in the NFL. The site is bounded by Interstate 405 to the east, Lake Washington to the west, residential properties to the north and open land to the south. The building sits on 19-waterfront acres, compared to 10 acres in Kirkland.

VMAC was designed as a year-round training facility and superior work environment for Seahawks players, coaches and staff. The first class facility features approximately 50,000 sq. ft of training space including: brand new weight and training equipment, 146-person auditorium and a locker room with 80 custom lockers. A 30-foot training pool is equipped with the ability to video tape the players rehabbing while in the water, allowing for a more effective and efficient workout.

VMAC also features a player lounge which will allow players to relax in between practices and meetings. The lounge includes a projection television with XBOX, music ports and computers to check email and other web sites.

The move was necessary to accommodate growth in several key business segments. The new facility has tripled the floor space and provides increased production capacity. VMAC will allow the organization to work under one roof as the Kirkland front office, Corporate Sponsorships, Suites, Fan Development and the Sounders FC staff housed in Renton.

The building is equipped with a permanent indoor practice facility, an amenity that lacked at the Kirkland facility. The practice facility is more than 88,000 sq. ft. and 112 ft. high (95 ft. clear). The playing surface is the identical FieldTurf that is used at CenturyLink Field. VMAC will also feature three regulation size outdoor grass fields, and fans will be able to watch the team practice during training camp in 2012.

Football Operations and team practices began on Monday, August 18, 2008.



Old vs. New

	Kirkland	VMAC
Site		
Facility (acres)	10 acres	19 acres
Practice Fields	2 natural grass 1 FieldTurf	3 natural grass 1 FieldTurf
Parking Spaces	141	265
Indoor Facility	None	112', 95' clear
Building	Square Footage Breakdown	
Locker Room	1,140	6,700
No. of Lockers (permanent)	71	80
No. of Lockers (temporary)	16	N/A
Weight Room	2,430	9,000
Training Room	1,836	4,300
Equipment Room	1,500	5,189
Team Room/Auditorium	2,160	2,550
Player Lounge	None	1,350
Team Dining	924	2,200
Kitchen	221	1,800
Draft Room	840	1,800
Media Room/Interview Rooms	576	2,000
Total Square Footage*	41,000+*	225,000*

*Includes other areas not listed above

VMAC Facts

Address: 12 Seahawks Way
Renton, WA 98056
425/203-8000

Design: The stack building concept creates a walkable space for players and maximizes the lake-front property.

Materials: The natural materials utilized throughout the facility are native to the Pacific Northwest, including timber, stone and Douglas Fir.

First Floor: Team area and auditorium, including locker room, lounge, training room, weight room, team meeting rooms and media production studios.

Second Floor: Seahawks football administration. Approximately 48,000 gross square feet of coaching and football personnel offices, draft room, dining room and weight room mezzanine.

Third Floor: Seahawks business offices

Employees: 175

Architect: Crawford Architects

General Contractor: Bayley Construction

Funding: Private

Property Owner: Port Quendall Company



SEATTLE SEAHAWKS / WEEK 17 / THROUGH SUNDAY, DECEMBER 28, 2014

WON 12, LOST 4						* RUSHING			No.	Yds	Avg	Long	TD				
09/04	W	36-16	Green Bay		68,424	Lynch	280	1306	4.7	79t	13						
09/14	L	21-30	at San Diego		67,916	Wilson	118	849	7.2	55	6						
09/21	W	26-20	OT	Denver	68,447	Turbin	74	310	4.2	17	0						
10/06	W	27-17	at Washington		79,522	Michael	34	175	5.1	45	0						
10/12	L	23-30	Dallas		68,432	Harvin	TM	11	92	8.4	51t	1					
10/19	L	26-28	at St. Louis		57,855	Kearse	2	15	7.5	11	0						
10/26	W	13- 9	at Carolina		74,042	Baldwin	1	8	8.0	8	0						
11/02	W	30-24	Oakland		68,337	Ryan	2	5	2.5	5	0						
11/09	W	38-17	New York Giants		68,352	Lockette	1	2	2.0	2	0						
11/16	L	20-24	at Kansas City		76,463	Tukuafu	LG	1	2	2.0	2	0					
11/23	W	19- 3	Arizona		68,327	Tukuafu	TM	1	2	2.0	2	0					
11/27	W	19- 3	at San Francisco		70,799	Walters	1	-2	-2.0	-2	0						
12/07	W	24-14	at Philadelphia		69,596	TEAM	525	2762	5.3	79t	20						
12/14	W	17- 7	San Francisco		68,526	OPPONENTS	380	1304	3.4	47	8						
12/21	W	35- 6	at Arizona		63,806	* RECEIVING	No.	Yds	Avg	Long	TD						
12/28	W	20- 6	St. Louis		68,453	Baldwin	66	825	12.5	49	3						
			Sea.	Opp.		Kearse	38	537	14.1	60	1						
TOTAL FIRST DOWNS			328	277		Lynch	37	367	9.9	39	4						
Rushing			144	70		Richardson	29	271	9.3	32	1						
Passing			160	175		Willson	22	362	16.5	80t	3						
Penalty			24	32		Harvin	TM	22	133	6.0	33	0					
3rd Down: Made/Att			90/212	75/202		Turbin	16	186	11.6	34	2						
3rd Down Pct.			42.5	37.1		Helfet	12	185	15.4	36	2						
4th Down: Made/Att			3/11	8/14		Lockette	11	195	17.7	48	2						
4th Down Pct.			27.3	57.1		Norwood	9	102	11.3	31	0						
POSSESSION AVG.			32:11	27:49		Moeaki	8	134	16.8	63	1						
TOTAL NET YARDS			6012	4274		Miller	6	76	12.7	24	0						
Avg. Per Game			375.8	267.1		Walters	6	57	9.5	17	0						
Total Plays			1021	924		Hoskins	IG	3	21	7.0	14	0					
Avg. Per Play			5.9	4.6		Coleman	2	29	14.5	15t	1						
NET YARDS RUSHING			2762	1304		Wilson	1	17	17.0	17	0						
Avg. Per Game			172.6	81.5		Michael	1	12	12.0	12	0						
Total Rushes			525	380		Tukuafu	LG	1	4	4.0	4	0					
NET YARDS PASSING			3250	2970		Tukuafu	TM	1	4	4.0	4	0					
Avg. Per Game			203.1	185.6		TEAM	287	3492	12.2	80t	20						
Sacked/Yards Lost			42/242	37/234		OPPONENTS	313	3204	10.2	60t	17						
Gross Yards			3492	3204		* INTERCEPTIONS	No.	Yds	Avg	Long	TD						
Att./Completions			454/287	507/313		Sherman	4	81	20.3	53	0						
Completion Pct.			63.2	61.7		Irvin	2	84	42.0	49t	2						
Had Intercepted			7	13		Maxwell	2	23	11.5	21	0						
PUNTS/AVERAGE			62/43.4	83/43.7		Chancellor	1	52	52.0	52	0						
NET PUNTING AVG.			62/38.3	83/39.7		E. Thomas	1	47	47.0	47	0						
PENALTIES/YARDS			130/1009	70/613		Burley	1	24	24.0	24	0						
FUMBLES/BALL LOST			23/7	29/11		Hill	1	8	8.0	8	0						
TOUCHDOWNS			43	27		Simon	1	0	0.0	0	0						
Rushing			20	8		TEAM	13	319	24.5	53	2						
Passing			20	17		OPPONENTS	7	138	19.7	73	0						
Returns			3	2		* PUNTING	No.	Yds	Avg	Net	TB	In	Lg	B			
* SCORE BY PERIODS			Q1	Q2	Q3	Q4	OT	PTS	Ryan	61	2688	44.1	38.3	6	28	66	1
TEAM			67	117	82	122	6	394	TEAM	62	2688	43.4	38.3	6	28	66	1
OPPONENTS			57	87	43	67	0	254	OPPONENTS	83	3630	43.7	39.7	4	26	59	2
* SCORING			TD-Ru-Pa-Rt	K-PAT	FG	S	PTS	* PUNT RETURNS	Ret	FC	Yds	Avg	Long	TD			
Hauschka			0	0	0	0	41/41	31/37	0	134	Walters	27	23	207	7.7	21	0
Lynch			17	13	4	0		0	102	Baldwin	6	4	42	7.0	38	0	
Wilson			6	6	0	0		0	36	E. Thomas	2	0	3	1.5	3	0	
Baldwin			3	0	3	0		0	18	Sherman	1	1	0	0.0	0	0	
Willson			3	0	3	0		0	18	TEAM	36	28	252	7.0	38	0	
Helfet			2	0	2	0		0	12	OPPONENTS	17	22	195	11.5	90t	1	
Irvin			2	0	0	2		0	12	* KICKOFF RETURNS	No.	Yds	Avg	Long	TD		
Lockette			2	0	2	0		0	12	Richardson	16	376	23.5	47	0		
Turbin			2	0	2	0		0	12	Harvin	TM	12	283	23.6	46	0	
Coleman			1	0	1	0		0	6	Baldwin	5	81	16.2	24	0		
Harvin TM			1	1	0	0		0	6	Willson	3	37	12.3	20	0		
Kearse			1	0	1	0		0	6	Walters	2	43	21.5	27	0		
Moeaki			1	0	1	0		0	6	Helfet	1	0	0.0	0	0		
Morgan			1	0	0	1		0	6	TEAM	39	820	21.0	47	0		
Richardson			1	0	1	0		0	6	OPPONENTS	43	1035	24.1	75	0		
McDaniel			0	0	0	0		1	2	* FIELD GOALS	1-19	20-29	30-39	40-49	50+		
TEAM			43	20	20	3	41/41	31/37	1	394	Hauschka	0/ 0	10/10	10/10	9/13	2/4	
OPPONENTS			27	8	17	2	25/25	21/24	1	254	TEAM	0/ 0	10/10	10/10	9/13	2/4	
2-Pt Conv: TM 0-1, OPP 1-2										OPPONENTS							
SACKS: Bennett 7, Irvin 6.5, Hill 5.5, Avril 5, K. Williams 3, Schofield 2, Wagner 2, Wright 2, Burley 1, King LG 1, King TM 1, Mebane 1, (group) 1, TM 37, OPP 42										Hauschka: (35G,20G) () (20G,46B,28G) (40G,43G) (33G,33G,48G) (24G,35G) (58G,29G) (34G,46N,30G,40G) (28G) (24G,27G) (27G,32G,52G,49B,40G) (21G,36G,35G,46G) (44G) (38G) (52N,50N,47N) (42G,45G)							
FUM/LOST: Wilson 11/0, Lynch 3/2, Harvin(TM) 2/1, Ryan 2/1, Michael 1/0, Richardson 1/0, Schilling 1/1, E. Thomas 1/1, Turbin 1/1										OPP: (23G) (50G,43G,28G)(24G) (27G) (42G,56G,31G) (52N) (31G,26G,46G) (48G,51N) (41G) (23G) (49N,23G) (40G) () () (27G,32G) (33G,52G)							
* PASSING			Att	Cmp	Yds	Cmp%	Yds/Att	TD	TD%	Int	Int%	Long	Sack/Lost	Rating			
Wilson			452	285	3475	63.1	7.69	20	4.4	7	1.5	80t	42/ 242	95.0			
Jackson			1	1	0	100.0	0.00	0	0.0	0	0.0	0	0/ 0	79.2			
Kearse			1	1	17	100.0	17.00	0	0.0	0	0.0	17	0/ 0	118.8			
TEAM			454	287	3492	63.2	7.69	20	4.4	7	1.5	80t	42/ 242	95.1			
OPPONENTS			507	313	3204	61.7	6.32	17	3.4	13	2.6	60t	37/ 234	80.4			



Super Bowl XLIX

Seahawks vs. Patriots

Sunday, February 1, 2015 - 3:30 p.m.

Regular Season Defensive Statistics

	Total	Solo	Assist	Sack	Yards	QH	Int	PD	FF	FR
Wright, K.	107	74	33	2.0	8.0	2	0	4	3	1
Wagner, B.	104	67	37	2.0	13.0	6	0	3	0	0
Thomas, E.	95	69	26	0	0	0	1	6	3	1
Chancellor, K.	76	58	18	0	0	0	1	6	1	0
Sherman, R.	57	45	12	0	0	0	4	8	1	0
Bennett, M.	39	27	12	7.0	38.0	19	0	0	1	0
Maxwell, B.	39	35	4	0	0	0	2	12	0	1
Irvin, B.	37	24	13	6.5	45.5	12	2	3	1	0
Smith, M.	33	24	9	0	0	0	0	1	2	0
Burley, M.	32	22	10	1.0	5.0	1	1	5	0	0
McDaniel, T.	31	16	15	0	0	0	0	1	0	0
Williams, K.	30	18	12	3.0	17.0	3	0	2	0	0
Avril, C.	23	16	7	5.0	28.5	20	0	1	1	1
Mebane, B.	20	11	9	1.0	9.0	2	0	0	0	0
Hill, J.	19	15	4	5.5	34.0	9	1	4	0	3
Schofield, O.	15	11	4	2.0	22.0	8	0	0	0	0
Lane, J.	12	8	4	0	0	0	0	3	1	0
Johnson, J.	11	8	3	0	0	0	0	1	0	0
Simon, T.	11	9	2	0	0	0	1	3	0	0
Pierre-Louis, K.	10	7	3	0	0	0	0	0	0	0
Shed, D.	7	6	1	0	0	0	0	2	0	0
Coyle, B.	6	4	2	0	0	0	0	0	0	0
Marsh, C.	5	1	4	0	0	0	0	0	0	0
Dobbs, D.	4	3	1	0	0	0	0	0	0	0
Morgan, M.	4	4	0	0	0	0	0	0	0	0
Scruggs, G.	2	1	1	0	0	1	0	0	0	0
King, D.	1	1	0	1.0	6.0	2	0	0	0	0
Robertson, T.	1	0	1	0	0	0	0	0	0	0
TEAM	1	1	0	1.0	8.0	0	0	0	0	0
Tukuafu, W.	1	0	1	0	0	0	0	0	0	0
Thomas, J.	0	0	0	0	0	0	0	1	0	0

Special Teams Tackles

	Total	Solo	Assist	FF	FR	Blocks
Johnson, J.	8	4	4	0	0	0
Lockette, R.	6	5	1	1	0	0
Morgan, M.	6	3	3	0	0	0
Shed, D.	6	5	1	0	0	1
Schofield, O.	5	4	1	0	1	0
Coyle, B.	5	4	1	0	0	0
Smith, M.	4	3	1	0	0	0
Burley, M.	3	3	0	0	0	0
Pierre-Louis, K.	3	3	0	0	1	0
Chancellor, K.	2	2	0	0	0	0
Dobbs, D.	2	1	1	0	0	0
Kearse, J.	2	2	0	1	0	0
Simon, T.	2	1	1	0	0	0
Thomas, E.	2	2	0	0	0	0
Turbin, R.	2	1	1	0	0	0
Coleman, D.	1	0	1	0	0	0
Hauschka, S.	1	1	0	0	1	0
Helfet, C.	1	1	0	1	0	0
Lane, J.	1	1	0	0	0	0
Matthews, C.	1	1	0	0	0	0
Norwood, K.	1	1	0	0	0	0
Terrell, S.	1	0	1	0	0	0
Wright, K.	1	0	1	0	0	0
Baldwin, D.	0	0	0	0	0	1

Fumbles

	Fum	Lost	Own-Rec	O.B.
Wilson, R.	11	0	6	0
Lynch, M.	3	2	1	0
Harvin, P.	2	1	1	0
Ryan, J.	2	1	1	0
Michael, C.	1	0	0	1
Richardson, P.	1	0	1	0
Schilling, S.	1	1	0	0
Thomas, E.	1	1	0	0
Turbin, R.	1	1	0	0
Bailey, A.	0	0	1	0
Britt, J.	0	0	1	0
Johnson, J.	0	0	1	0
Willson, L.	0	0	1	0



Super Bowl XLIX **Seahawks vs. Patriots** **Sunday, February 1, 2015 - 3:30 p.m.**

Postseason Defensive Statistics

	Total	Solo	Assist	Sack	Yards	QH	Int	PD	FF	FR
Wagner, B.	19	6	13	0	0	0	0	0	0	0
Thomas, E.	16	9	7	0	0	0	0	2	1	0
Chancellor, K.	15	12	3	0	0	0	1	1	0	0
Wright, K.	12	6	6	0	0	1	0	1	0	0
McDaniel, T.	8	0	8	0	0	0	0	0	0	1
Bennett, M.	7	3	4	0	0	1	0	0	0	0
Lane, J.	7	5	2	0	0	0	0	0	0	0
Sherman, R.	7	5	2	0	0	0	2	3	0	0
Maxwell, B.	6	5	1	0	0	0	1	1	0	0
Avril, C.	5	5	0	2.0	15.0	4	0	0	0	0
Schofield, O.	5	3	2	0	0	3	0	0	1	0
Simon, T.	5	5	0	0	0	0	0	0	0	0
Williams, K.	5	4	1	0	0	0	0	0	0	0
Irvin, B.	4	2	2	1.0	8.0	4	0	0	0	0
Dobbs, D.	3	1	2	0	0	0	0	0	0	0
Smith, M.	1	0	1	0	0	0	0	0	0	0
Tukuafu, W.	1	1	0	0	0	0	0	0	0	0
Cohen, L.	0	0	0	0	0	1	0	0	0	0

Special Teams Tackles

	Total	Solo	Assist	FF	FR	Blocks
Lane, J.	3	2	1	0	0	0
Smith, M.	2	0	2	0	0	0
Baldwin, D.	1	1	0	0	0	0
Chancellor, K.	1	1	0	0	0	0
Coyle, B.	1	0	1	0	0	0
Lockette, R.	1	1	0	0	0	0
Shead, D.	1	0	1	0	0	0
Walters, B.	1	0	1	0	0	0

Fumbles

	Fum	Lost	Own-Rec	O.B.
Wilson, R.	2	0	3	0
Baldwin, D.	1	1	0	0
Lynch, M	1	0	0	0



Super Bowl XLIX Seahawks vs. Patriots Sunday, February 1, 2015 - 3:30 p.m.

2014 Transactions

2/6 Signed to future contracts	CB Akeem Auguste WR Phil Bates DT Michael Brooks DT Dewayne Cherrington WR Arceto Clark QB B.J. Daniels TE Cooper Helfet DT D'Anthony Smith G Jared Smith	6/24 Released 6/25 Signed 7/23 Announced retirement 7/24 Waived/injured Released Signed 7/25 Signed 7/26 Waived/injured Signed 7/29 Placed on injured reserve Released Signed 7/31 Placed on injured reserve Signed 8/1 Placed on injured reserve Released Signed 8/2 Waived/injured Claimed 8/4 Released Signed 8/5 Waived/injured Signed 8/6 Signed Released 8/10 Waived/injured Signed 8/25 Waived Terminated Vet Contract 8/26 Waived/injured Placed on injured reserve Placed on Non-FB Injury 8/27 Released Claimed Signed 8/30 Terminated Vet Contract Waived	DT Andru Pulu WR Kevin Smith WR Sidney Rice G Jared Smith TE Chase Dixon WR Morrell Presley G C.J. Davis WR David Gilreath DT Dewayne Cherrington LB Brandon Denmark S Steven Terrell WR Taylor Price CB Chandler Fenner G Bronson Irwin WR Randall Carroll CB Terrell Thomas T Eric Winston TE Anthony McCoy WR Ronald Johnson DT Jesse Williams WR Randall Carroll LB Marcus Dowtin T Michael Bowie T Cory Brandon LB Brandon Denmark WR Ronald Johnson DT Andru Pulu T Wade Smith S Dion Bailey CB Thomas Wolfe S Michael Dobson CB Thomas Wolfe LB Mike Taylor CB Thomas Wolfe T Cory Brandon RB Demitrius Bronson S Mike Dobson DE Jackson Jeffcoat WR Kevin Smith CB Thomas Wolfe T Wade Smith CB Terrell Thomas DT Michael Brooks WR David Gilreath LB Horace Miller LB Heath Farwell CB A.J. Jefferson G C.J. Davis CB Eric Pinkins LB Marcus Dowtin G Greg Van Roten C Patrick Lewis RB Demitrius Bronson CB Phillip Adams T Eric Winston TE RaShaun Allen	8/30 cont. Placed on injured reserve Traded to Indianapolis Acquired from Indianapolis 8/31 Signed to practice squad 9/1 Released Signed Signed to practice squad 9/3 Placed on injured reserve Signed Released from prac. squad Signed to practice squad 9/6 Released 9/8 Placed on IR/design. for ret. Released from prac. squad Signed to practice squad Signed 10/7 Released Signed from Cleveland PS 10/11 Released Signed from prac. squad 10/14 Released 10/15 Signed to practice squad	CB Akeem Auguste RB Demitrius Bronson WR Arceto Clark QB B.J. Daniels G Caylin Hauptmann T Nate Isles C Patrick Lewis WR Chris Matthews DE Benson Mayowa S Terrance Parks TE Morrell Presley QB Terrelle Pryor DT Andru Pulu FB Kiero Small DT Jimmy Staten S Steven Terrell LB Korey Toomer WR Bryan Walters RB Spencer Ware DT D'Anthony Smith Undis. 2015 draft pick CB Marcus Burley TE RaShaun Allen RB Demitrius Bronson QB B.J. Daniels T Nate Isles WR Chris Matthews S Terrance Parks DT Jimmy Staten S Steven Terrell WR Phil Bates WR Bryan Walters S Josh Aubrey C Lemuel Jeanpierre WR Phil Bates G Nate Isles WR Chris Matthews S Terrance Parks G David Arkin LB Allen Bradford G Drew Nowak WR Phil Bates CB Jeremy Lane G David Arkin S Josh Aubrey G Nate Isles S Terrance Parks T Andrew McDonald CB Josh Thomas CB Josh Thomas C Patrick Lewis DE Greg Scruggs FS Steven Terrell FS Steven Terrell FS Steven Terrell
--------------------------------	---	--	--	--	--



Super Bowl XLIX **Seahawks vs. Patriots** **Sunday, February 1, 2015 - 3:30 p.m.**

2014 Transactions

10/18 Placed on injured reserve	DE Cassius Marsh	12/18 Signed to extension	LB K.J. Wright
Signed from prac. squad	TE RaShaun Allen	12/19 Signed to extension	DE Cliff Avril
	FS Steven Terrell	12/18 Released from prac. sq.	S Dion Bailey
10/21 Released	TE RaShaun Allen	Signed to practice squad	TE Gator Hoskins
Claimed off waivers	TE Brett Brackett	12/20 Released	TE RaShaun Allen
10/23 Signed to practice squad	TE RaShaun Allen	Signed from prac. squad	G Keavon Milton
	FB L.J. Fort	12/23 Released from prac. sq.	TE Gator Hoskins
10/25 Placed on injured reserve	FB Derrick Coleman		DT Jimmy Staten
Signed from prac. squad	WR Phil Bates	Signed to practice squad	TE RaShaun Allen
10/28 Released	WR Phil Bates		S Dion Bailey
	TE Brett Brackett		WR Douglas McNiel
Signed from prac. squad	LB L.J. Fort	12/26 Released	DT Travian Robertson
Signed	FB Will Tukuafu	1/1/15 Released from prac. sq.	FB Mike Zimmer
10/29 Released from p.s.	TE RaShaun Allen	Signed to practice squad	G Justin Renfrow
Signed to practice squad	TE Brett Brackett	1/5 Signed	DT Landon Cohen
	WR Chris Matthews	1/6 Placed on injured reserve	DT Jordan Hill
11/1 Released	WR Bryan Walters	Signed from practice sq.	FS Steven Terrell
Signed from prac. squad	FS Terrance Parks	Signed to practice sq.	DT Jimmy Staten
11/4 Released	LB L.J. Fort	1/13 Placed on injured reserve	WR Paul Richardson
Waived/injured	FS Terrance Parks	Signed from practice sq.	QB B.J. Daniels
Signed by Ten from PS	TE Brett Brackett		
Released from prac. sq.	WR Chris Matthews		
Signed	TE Tony Moeaki		
	WR Bryan Walters		
Signed to practice squad	S Dion Bailey		
	WR Jalen Saunders		
	DE Ryan Robinson		
11/5 Placed on injured reserve	DE Greg Scruggs		
Claimed off waivers	DE Demarcus Dobbs		
11/6 Released from prac. sq.	DE Ryan Robinson		
Signed to practice squad	LB L.J. Fort		
11/8 Placed on injured reserve	C Stephen Schilling		
Activated from IR	CB Jeremy Lane		
11/11 Placed on injured reserve	DT Brandon Mebane		
Signed from Min prac. sq.	TE RaShaun Allen		
11/12 Placed on injured reserve	TE Zach Miller		
Signed from Cle prac. sq.	LB Allen Bradford		
Released from prac. sq.	LB L.J. Fort		
Placed on prac. sq. IR	RB Demitrius Bronson		
	DE Julius Warmesley		
Signed to practice squad	FB Stanley Havili		
	DE Ryan Robinson		
	RB Cierre Wood		
11/14 Released from prac. sq.	RB Cierre Wood		
11/18 Released	T Andrew McDonald		
	S Steven Terrell		
Signed from Atl prac. sq.	DT Travian Robertson		
Signed	C Lemuel Jeanpierre		
Signed from PS by N.O.	WR Jalen Saunders		
Signed to practice squad	WR Chris Matthews		
	S Steven Terrell		
11/28 Placed on injured reserved	LB Kevin Pierre-Louis		
12/6 Signed from prac. squad	WR Chris Matthews		
12/11 Released	LB Allen Bradford		
Signed from Cin. prac. sq.	DE David King		
12/13 Released from prac. sq.	CB Kennard Cox		
Signed to practice squad	LB Allen Bradford		



Super Bowl XLIX

Seahawks vs. Patriots

Sunday, February 1, 2015 - 3:30 p.m.

Regular Season Participation Chart

Game	1	2	3	4	5	6	7	8	9	10	11	12	13	14	15	16	2014			
Date	9/4	9/14	9/21	10/6	10/12	10/19	10/26	11/2	11/9	11/16	11/23	11/27	12/7	12/14	12/21	12/28	G	S	IN	DNP
Game	GB	@ SD	Den	@ Was	Dal	@ StL	@ Car	Oak	NYG	@ KC	Ari	@ SF	@ Phi	SF	@ Ari	StL				
Allen, R.	ps	ps	ps	ps	ps	te	ps			in	in	in	in	in		ps	1	0	5	0
Avril, C.	RDE	RDE	RDE	RDE	RDE	RDE	RDE	RDE	RDE	RDE	RDE	RDE	RDE	RDE	RDE	RDE	16	16	0	0
Bailey, A.	sub	sub	t	in	dnp	t	g	LT		LG	LG	sub	g			t	14	5	1	1
Baldwin, D.	WR	WR	WR	WR	WR	WR	WR	WR	WR	WR	WR	WR	WR	WR	WR	WR	16	16	0	0
Bates, P.	in	ps	ps	ps	ps	ps	wr										1	0	1	0
Bennett, M.	LDE	LDE	LDE	LDE	LDE	LDE	LDE	LDE	LDE	LDE	LDE	LDE	LDE	LDE	LDE	LDE	16	16	0	0
Bradford, A.										lb	in	in	in	ps	ps	ps	1	0	3	0
Brackett, B.							te	ps									1	0	0	0
Britt, J.	RT	RT	RT	RT	RT	RT	RT	RT	RT	RT	RT	RT	RT	RT	RT	RT	16	16	0	0
Burley, M.	cb	cb	cb	cb	cb	cb	cb	cb	cb	in	in	sub	cb	in	cb	sub	13	0	3	0
Carpenter, J.	LG	LG	LG	LG	LG	LG	LG	LG	in	in	in	LG	LG	LG	LG	LG	13	13	3	0
Chancellor, K.	SS	SS	SS	SS	SS	SS	SS	dnp	in	SS	SS	SS	SS	SS	SS	SS	14	14	1	1
Coleman, D.	fb	fb	FB	fb	fb	dnp	ir	ir	ir	ir	ir	ir	ir	ir	ir	ir	5	1	0	1
Coyle, B.	lb	sub	sub	sub	lb	sub	lb	MLB	MLB	in	sub	sub	sub	sub	lb	sub	15	2	1	0
Dobbs, D.									de	de	in	dt	sub	in	in	in	4	0	4	0
Fort, L.J.							ps	sub	ps								1	0	0	0
Gilliam, G.	t	dnp	in	t	sub	sub	g	g	t	t	t	t	t	t	t	t	14	0	1	1
Greshman, C.	sub	sub	sub	sub	sub	sub	sub	sub	sub	sub	sub	sub	sub	sub	sub	sub	16	0	0	0
Harvin, P.	WR	WR	wr	WR	WR												5	4	0	0
Hauschka, S.	k	k	k	k	k	k	k	k	k	k	k	k	k	k	k	k	16	0	0	0
Helfet, C.	in	in	sub	te	te	TE	te	te	te	TE	te	in	in	in	te	in	10	2	6	0
Hill, J.	dt	dt	dt	dt	dt	in	in	in	dt	dt	dt	dt	dt	dt	dt	dt	13	0	3	0
Irvin, B.	lb	lb	in	OLB	OLB	OLB	OLB	OLB	OLB	OLB	OLB	OLB	OLB	OLB	OLB	OLB	15	13	1	0
Jackson, T.	dnp	dnp	dnp	dnp	dnp	dnp	dnp	dnp	dnp	dnp	dnp	dnp	dnp	dnp	qb	dnp	1	0	0	15
Jeanpierre, L.											sub	C	C	C	c	sub	6	3	0	0
Johnson, J.	sub	s	s	sub	sub	s	s	in	SS	sub	sub	sub	sub	sub	s	sub	15	1	1	0
Kearse, J.	wr	WR	WR	WR	WR	WR	WR	WR	WR	WR	WR	WR	WR	WR	de	de	15	14	1	0
King, D.															de	de	3	0	0	0
Lane, J.	cb	ir	ir	ir	ir	ir	ir	ir	cb	sub	cb	in	in	cb	cb	cb	7	0	2	0
Lewis, P.					dnp	c	dnp	C	dnp	c	C	dnp	dnp	dnp	C	C	6	4	0	6
Lockette, R.	wr	wr	wr	wr	wr	wr	wr	wr	wr	wr	wr	wr	wr	wr	wr	wr	16	0	0	0
Lynch, M.	RB	RB	RB	rb	RB	RB	RB	RB	RB	RB	RB	RB	RB	RB	RB	RB	16	14	0	0
McDaniel, T.	dt	LDT	LDT	LDT	LDT	LDT	LDT	LDT	LDT	LDT	LDT	LDT	LDT	LDT	LDT	LDT	16	15	0	0
McDonald, A.		in	in	dnp	in	in	in	sub	sub	in							2	0	6	1
Marsh, C.	de	de	de	de	de	ir	ir	ir	ir	ir	ir	ir	ir	ir	ir	ir	5	0	0	0
Matthews, C.							ps	ps	ps	ps	ps	ps	wr	wr	in	wr	3	0	1	0
Maxwell, B.	RCB	RCB	RCB	RCB	RCB	in	in	in	cb	RCB	RCB	RCB	RCB	RCB	RCB	RCB	13	12	3	0
Mebane, B.	RDT	RDT	RDT	RDT	RDT	RDT	RDT	RDT	RDT	ir	ir	ir	ir	ir	ir	ir	9	9	0	0
Michael, C.	in	in	in	in	in	rb	rb	rb	rb	rb	dnp	rb	rb	rb	rb	rb	10	0	5	1
Miller, Z.	TE	TE	TE	in	in	in	in	in	in	ir	ir	ir	ir	ir	ir	ir	3	3	6	0
Milton, K.															dnp	in	0	0	1	1
Moeaki, T.									in	te	te	te	TE	TE	in	te	6	2	2	0
Morgan, M.	lb	lb	sub	sub	lb	sub	sub	lb	lb	sub	sub	sub	sub	sub	sub	sub	16	0	0	0
Norwood, K.	in	in	in	in	in	wr	wr	wr	wr	wr	wr	wr	wr	wr	in	WR	9	2	7	0
Okung, R.	LT	LT	LT	LT	LT	LT	LT	in	LT	LT	LT	LT	LT	LT	in	LT	14	14	2	0
Parks, T.		ps	ps	ps	ps	ps	ps	sub									1	0	0	0
Pierre-Louis, K.	in	in	sub	in	in	sub	lb	lb	lb	lb	in	in	ir	ir	ir	ir	7	0	5	0
Richardson, P.	wr	wr	wr	wr	in	wr	WR	wr	WR	WR	WR	WR	wr	wr	wr	WR	15	6	1	0
Robertson, T.											dt	in	in	in	in	in	1	0	4	0
Ryan, J.	p	p	p	p	p	p	p	p	p	p	p	p	p	p	p	p	16	0	0	0
Schilling, S.	sub	sub	sub	de	C	C	C	C	ir	ir	ir	ir	ir	ir	ir	ir	8	3	0	0
Schofield, O.	de	de	de	de	de	de	de	de	de	de	de	de	de	de	de	de	16	0	0	0
Scruggs, G.	in	in	in	in		de	de	de	ir	ir	ir	ir	ir	ir	ir	ir	3	0	4	0
Shead, D.	sub	s	sub	sub	sub	sub	sub	SS	sub	sub	sub	sub	sub	sub	s	sub	16	1	0	0
Sherman, R.	LCB	LCB	LCB	LCB	LCB	LCB	LCB	LCB	LCB	LCB	LCB	LCB	LCB	LCB	LCB	LCB	16	16	0	0
Simon, T.	in	in	in	in	in	RCB	RCB	RCB	RCB	cb	cb	cb	CB	cb	cb	in	10	5	6	0
Smith, M.	lb	OLB	OLB	sub	lb	OLB	OLB	in	in	OLB	sub	sub	sub	sub	lb	lb	14	5	2	0
Sweezy, J.	RG	RG	RG	RG	RG	RG	RG	RG	RG	RG	RG	RG	RG	RG	RG	RG	16	16	0	0
Terrell, S.	ps	ps	ps	ps	s	sub	s	s	in	in	ps	ps	ps	ps	ps	ps	4	0	2	0
Thomas, E.	FS	FS	FS	FS	FS	FS	FS	FS	FS	FS	FS	FS	FS	FS	FS	FS	16	16	0	0
Thomas, J.		cb	cb	sub													3	0	0	0
Tukuafu, W.								FB	fb	fb/dt	fb	fb	fb	fb/dt	fb/dt	fb/dt	9	1	0	0
Turbin, R.	rb	rb	rb	RB	rb	FB	rb	rb	rb	rb	rb	rb	rb	rb	RB	rb	16	3	0	0
Unger, M.	C	C	C	C	in	in	in	in	C	C	in	in	in	in	in	in	6	6	10	0
Wagner, B.	MLB	MLB	MLB	MLB	MLB	in	in	in	in	in	MLB	MLB	MLB	MLB	MLB	MLB	11	11	5	0
Walters, B.	wr	wr	wr	wr	wr	wr	in	in	wr	wr	wr	wr	in	wr	wr	wr	13	0	2	0
Williams, K.	LDT	dt	dt	dt	dt	dt	dt	dt	dt	RDT	RDT	RDT	RDT	RDT	RDT	RDT	16	8	0	0
Willson, L.	TE	te	te	TE	TE	in	TE	te	TE	te	TE	te	TE	TE	TE	TE	15	10	1	0
Wilson, R.	QB	QB	QB	QB	QB	QB	QB	QB	QB	QB	QB	QB	QB	QB	QB	QB	16	16	0	0
Wright, K.	OLB	OLB	OLB	OLB	OLB	MLB	MLB	OLB	OLB	MLB	OLB	OLB	OLB	OLB	OLB	OLB	16	16	0	0

CAPS - starter; lower case - substitute at position; sub - special teams only; dnp - did not play; in - inactive; ps - practice squad; ir - injured reserve; nfi - non-football injury; sus - suspended, pup - physically unable to perform, exp - exempt



Super Bowl XLIX **Seahawks vs. Patriots** **Sunday, February 1, 2015 - 3:30 p.m.**

Postseason Participation Chart

Game	1	2	3	2014			
Date	1/10	1/18	2/1	G	S	IN	DNP
Game	Car	GB	NE				
Avril, C.	RDE	RDE		2	2	0	0
Bailey, A.	†	RT		2	1	0	0
Baldwin, D.	WR	WR		2	2	0	0
Bennett, M.	LDE	LDE		2	2	0	0
Britt, J.	RT	in		1	1	1	0
Burley, M.	in	in		0	0	2	0
Carpenter, J.	LG	LG		2	2	0	0
Chancellor, K.	SS	SS		2	2	0	0
Cohen, L.	in	dt		1	0	1	0
Coyle, B.	sub	sub		2	0	0	0
Daniels, B.	ps	in		0	0	1	0
Dobbs, D.	de	de		2	0	0	0
Gilliam, G.	sub	sub		2	0	0	0
Greshman, C.	sub	sub		2	0	0	0
Hauschka, S.	k	k		2	0	0	0
Helfet, C.	TE	in		1	1	1	0
Irvin, B.	OLB	OLB		2	2	0	0
Jackson, T.	dnp	dnp		0	0	0	2
Jeanpierre, L.	in	sub		1	0	1	0
Johnson, J.	in	in		0	0	2	0
Kearse, J.	WR	WR		2	2	0	0
King, D.	de	in		1	0	1	0
Lane, J.	cb	cb		2	0	0	0
Lewis, P.	c	dnp		1	0	0	1
Lockette, R.	wr	WR		2	1	0	0
Lynch, M.	RB	RB		2	2	0	0
McDaniel, T.	LDT	LDT		2	2	0	0
Matthews, C.	wr	wr		2	0	0	0
Maxwell, B.	sub	RCB		2	1	0	0
Michael, C.	dnp	dnp		0	0	0	2
Milton, K.	in	in		0	0	2	0
Moeaki, T.	in	te		1	0	1	0
Morgan, M.	sub	sub		2	0	0	0
Norwood, K.	in	wr		1	0	1	0
Okung, R.	LT	LT		2	2	0	0
Richardson, P.	wr	ir		1	0	0	0
Ryan, J.	p	p		2	0	0	0
Schofield, O.	de	de		2	0	0	0
Shed, D.	sub	s		2	0	0	0
Sherman, R.	LCB	LCB		2	2	0	0
Simon, T.	RCB	sub		2	1	0	0
Smith, M.	sub	lb		2	0	0	0
Sweezy, J.	RG	RG		2	2	0	0
Terrell, S.	sub	sub		2	0	0	0
Thomas, E.	FS	FS		2	2	0	0
Tukuafu, W.	fb/dt	fb		2	0	0	0
Turbin, R.	rb	rb		2	0	0	0
Unger, M.	C	C		2	2	0	0
Wagner, B.	MLB	MLB		2	2	0	0
Walters, B.	wr	wr		2	0	0	0
Williams, K.	RDT	RDT		2	2	0	0
Willson, L.	TE	TE		2	2	0	0
Wilson, R.	QB	QB		2	2	0	0
Wright, K.	OLB	OLB		2	2	0	0

CAPS - starter; lower case - substitute at position; sub - special teams only; dnp - did not play; in - inactive; ps - practice squad; ir - injured reserve; nfi - non-football injury; sus - suspended, pup - physically unable to perform, exp - exempt



Super Bowl XLIX Seahawks vs. Patriots Sunday, February 1, 2015 - 3:30 p.m.

How Built

Year	By Draft	Trade/Waivers/Practice Squad	Free Agents	By Experience
2014	T Justin Britt (2b) WR Kevin Norwood (4b)	CB Marcus Burley (T) DE Demarcus Dobbs (W) DE David King (PS) C Patrick Lewis (PS)	2014 DT Landon Cohen LB Brock Coyle T Garry Gilliam WR Chris Matthews G Keavon Milton TE Tony Moeaki FS Steven Terrell FB Will Tukuafu DT Kevin Williams	DT Kevin Williams 12 QB Tarvaris Jackson 9 DT Tony McDaniel 9 P Jon Ryan 9 RB Marshawn Lynch 8 DE Cliff Avril 7 K Steven Hauschka 7 DE Michael Bennett 6 DT Landon Cohen 6 C Max Unger 6 SS Kam Chancellor 5 LS Clint Gresham 5 C Lemuel Jeanpierre 5 TE Tony Moeaki 5 T Russell Okung 5 DE O'Brien Schofield 5 FS Earl Thomas 5 FB Will Tukuafu 5 WR Bryan Walters 5 WR Doug Baldwin 4 G James Carpenter 4 DE Demarcus Dobbs 4 SS Jeron Johnson 4 WR Ricardo Lockette 4 CB Byron Maxwell 4 LB Mike Morgan 4 CB Richard Sherman 4 LB Malcolm Smith 4 LB K.J. Wright 4 TE Cooper Helfet 3 LB Bruce Irvin 3 WR Jermaine Kearse 3 CB Jeremy Lane 3 CB DeShawn Shead 3 G J.R. Sweezy 3 RB Robert Turbin 3 LB Bobby Wagner 3 QB Russell Wilson 3 T Alvin Bailey 2 CB Marcus Burley 2 QB B.J. Daniels 2 DE David King 2 C Patrick Lewis 2 RB Christine Michael 2 G Keavon Milton 2 CB Tharold Simon 2 FS Steven Terrell 2 TE Luke Willson 2 WR Chris Matthews 1 T Justin Britt R LB Brock Coyle R T Garry Gilliam R WR Kevin Norwood R
2013	RB Christine Michael (2) CB Tharold Simon (5b) TE Luke Willson (5c)	QB B.J. Daniels (W) DE O'Brien Schofield (W)		
2012	DE Bruce Irvin (1) LB Bobby Wagner (2) QB Russell Wilson (3) RB Robert Turbin (4a) CB Jeremy Lane (6a) G J.R. Sweezy (7a)		2013 DE Cliff Avril (UFA) T Alvin Bailey DE Michael Bennett (UFA) QB Tarvaris Jackson WR Ricardo Lockette DT Tony McDaniel (UFA)	
2011	T James Carpenter (1) LB K.J. Wright (4a) CB Richard Sherman (5a) CB Byron Maxwell (6) LB Malcolm Smith (7b)	K Steven Hauschka (W)	2012 TE Cooper Helfet WR Jermaine Kearse S DeShawn Shead WR Bryan Walters	
2010	T Russell Okung (1a) S Earl Thomas (1b) S Kam Chancellor (5)	RB Marshawn Lynch (T)	2011 WR Doug Baldwin S Jeron Johnson LB Mike Morgan	
2009	C Max Unger (2)		2010 LS Clint Gresham C Lemuel Jeanpierre 2008 P Jon Ryan	



Super Bowl XLIX **Seahawks vs. Patriots** **Sunday, February 1, 2015 - 3:30 p.m.**

Alphabetical Roster

No.	Name	Pos.	Ht.	Wt.	Birthdate	Exp.	College	Hometown	Acquired
56	Avril, Cliff	DE	6-3	260	4/8/1986	7	Purdue	Green Cove Springs, Fla.	UFA(Def)-'13
78	Bailey, Alvin	T	6-3	320	8/26/1991	2	Arkansas	Broken Arrow, Okla.	FA-'13
89	Baldwin, Doug	WR	5-10	189	9/21/1988	4	Stanford	Gulf Breeze, Fla.	FA-'11
72	Bennett, Michael	DE	6-4	274	11/13/1985	6	Texas A&M	Alief, Texas	UFA(TB)-'13
68	Britt, Justin	T	6-6	325	5/29/1991	R	Missouri	Lebanon, Mo.	D2(b)-'14
28	Burley, Marcus	CB	5-11	185	7/16/1990	2	Delaware	Richmond, Va.	T(Ind)-'14
77	Carpenter, James	G	6-5	321	3/22/1989	4	Alabama	Augusta, Ga.	D1-'11
31	Chancellor, Kam	SS	6-3	232	4/3/1988	5	Virginia Tech	Norfolk, Va.	D5-'10
67	Cohen, Landon	DT	6-1	290	8/3/1986	6	Ohio	Spartanburg, S.C.	FA-'14
52	Coyle, Brock	LB	6-1	243	10/12/1990	R	Montana	Bozeman, Mont.	FA-'14
5	Daniels, B.J.	QB	5-11	217	10/24/1989	2	South Florida	Tallahassee, Fla.	W(SF)-'13
95	Dobbs, Demarcus	DE	6-2	282	11/30/1987	4	Georgia	Savannah, Ga.	W(SF)-'14
79	Gilliam, Garry	T	6-5	306	11/26/1990	R	Penn State	Carlisle, Pa.	FA-'14
49	Gresham, Clint	LS	6-3	240	8/24/1986	5	Texas Christian	Corpus Christi, Texas	FA-'10
4	Hauschka, Steven	K	6-4	210	6/29/1985	7	North Carolina State	Needham, Mass.	W(Den)-'11
84	Helfet, Cooper	TE	6-3	239	6/2/1989	3	Duke	Kentfield, Calif.	FA-'12
51	Irvin, Bruce	LB	6-3	248	11/1/1987	3	West Virginia	Atlanta, Ga.	D1-'12
7	Jackson, Tarvaris	QB	6-2	225	4/21/1983	9	Alabama State	Montgomery, Ala.	FA-'13
61	Jeanpierre, Lemuel	C	6-3	301	5/19/1987	5	South Carolina	Orlando, Fla.	FA-'10
23	Johnson, Jeron	SS	5-10	212	6/12/1988	4	Boise State	Compton, Calif.	FA-'11
15	Kearse, Jermaine	WR	6-1	209	2/6/1990	3	Washington	Lakewood, Wash.	FA-'12
70	King, David	DE	6-4	281	12/27/1989	2	Oklahoma	Houston, Texas	PS(Cin)-'14
20	Lane, Jeremy	CB	6-0	190	7/14/1990	3	Northwestern State (La.)	Tyler, Texas	D6(a)-'12
65	Lewis, Patrick	C	6-1	311	1/30/1991	2	Texas A&M	Reserve, La.	PS(Cle)-'14
83	Lockette, Ricardo	WR	6-2	211	5/21/1986	4	Fort Valley State	Albany, Ga.	FA-'13
24	Lynch, Marshawn	RB	5-11	215	4/22/1986	8	California	Oakland, Calif.	T(Buf)-'10
99	McDaniel, Tony	DT	6-7	305	1/20/1985	9	Tennessee	Columbia, S.C.	UFA(Mia)-'13
13	Matthews, Chris	WR	6-5	218	10/6/1989	1	Kentucky	Long Beach, Calif.	FA-'14
41	Maxwell, Byron	CB	6-1	207	2/23/1988	4	Clemson	Charleston, S.C.	D6-'11
33	Michael, Christine	RB	5-10	221	11/9/1990	2	Texas A&M	Beaumont, Texas	D2-'13
66	Milton, Keavon	G	6-4	324	6/23/1990	2	Louisiana-Monroe	Canton, Texas	FA-'14
88	Moeaki, Tony	TE	6-3	245	6/8/1987	5	Iowa	Wheaton, Ill.	FA-'14
57	Morgan, Mike	LB	6-3	226	1/16/1988	4	USC	Dallas, Texas	FA-'11
81	Norwood, Kevin	WR	6-2	199	9/23/1989	R	Alabama	D'Iberville, Miss.	D4(b)-'14
76	Okung, Russell	T	6-5	310	10/7/1988	5	Oklahoma State	Houston, Texas	D1(a)-'10
9	Ryan, Jon	P	6-0	217	11/26/1981	9	Regina	Regina, Saskatchewan	FA-'08
93	Schofield, O'Brien	DE	6-3	260	4/3/1987	5	Wisconsin	Camden, S.C.	W(Ari)-'13
35	Shead, DeShawn	CB	6-2	220	6/28/1988	3	Portland State	Palmdale, Calif.	FA-'12
25	Sherman, Richard	CB	6-3	195	3/30/1988	4	Stanford	Compton, Calif.	D5(a)-'11
27	Simon, Tharold	CB	6-3	202	3/6/1991	2	LSU	Eunice, La.	D5(b)-'13
53	Smith, Malcolm	LB	6-0	226	7/5/1989	4	USC	Northridge, Calif.	D7(b)-'11
64	Sweezy, J.R.	G	6-5	298	4/8/1989	3	North Carolina State	Mooreville, N.C.	D7(a)-'12
26	Terrell, Steven	FS	5-10	197	9/21/1990	2	Texas A&M	Allen, Texas	FA-'14
29	Thomas, Earl	FS	5-10	202	5/7/1989	5	Texas	Orange, Texas	D1(b)-'10
46	Tukuafu, Will	FB	6-2	280	1/3/1984	5	Oregon	Salt Lake City, Utah	FA-'14
22	Turbin, Robert	RB	5-10	222	12/2/1989	3	Utah State	Fremont, Calif.	D4(a)-'12
60	Unger, Max	C	6-5	305	4/14/1986	6	Oregon	Kailua-Kona, Hawaii	D2-'09
54	Wagner, Bobby	LB	6-0	241	6/27/1990	3	Utah State	Ontario, Calif.	D2-'12
19	Walters, Bryan	WR	6-0	190	11/4/1987	5	Cornell	Kirkland, Wash.	FA-'12
94	Williams, Kevin	DT	6-5	311	8/16/1980	12	Oklahoma State	Arkadelphia, Ark.	FA-'14
82	Willson, Luke	TE	6-5	252	1/15/1990	2	Rice	Lasalle, Ontario	D5(c)-'13
3	Wilson, Russell	QB	5-11	206	11/29/1988	3	Wisconsin	Richmond, Va.	D3-'12
50	Wright, K.J.	LB	6-4	246	7/23/1989	4	Mississippi State	Olive Branch, Miss.	D4(a)-'11

Head Coach: Pete Carroll, Darrell Bevell (Offensive Coordinator), Dan Quinn, (Defensive Coordinator), Kippy Brown (Wide Receivers), Tom Cable (Asst. Head Coach/Offensive Line), Dave Canales (Asst. Quarterbacks/Quality Control Offense), Chris Carlisle (Head Strength & Conditioning), Nate Carroll (Asst. Wide Receivers), Mondray Gee (Asst. Strength & Conditioning), John Glenn (Quality Control/Defense), Will Harriger (Offensive Asst.), Travis Jones (Defensive Line), Pat McPherson (Tight Ends), Marquand Manuel (Defensive Asst.), Chris Morgan (Assistant Offensive Line), Chad Morton (Asst. Special Teams), Ken Norton, Jr. (Linebackers), Kris Richard (Defensive Backs), Pat Ruel (Asst. Offensive Line), Brian Schneider (Special Teams Coordinator), Rocky Seto (Defensive Passing Game Coord.), Carl Smith (Quarterbacks), Sherman Smith (Running Backs), Nick Sorensen (Coaching Asst./Special Teams), Jamie Yancher (Assistant Strength & Conditioning).



Super Bowl XLIX

Seahawks vs. Patriots

Sunday, February 1, 2015 - 3:30 p.m.

Numerical Roster

No.	Name	Pos.	Ht.	Wt.	Birthdate	Exp.	College	Hometown	Acquired
3	Russell Wilson	QB	5-11	206	11/29/1988	3	Wisconsin	Richmond, Va.	D3-'12
4	Steven Hauschka	K	6-4	210	6/29/1985	7	North Carolina State	Needham, Mass.	W(Den)-'11
5	B.J. Daniels	QB	5-11	217	10/24/1989	2	South Florida	Tallahassee, Fla.	W(SF)-'13
7	Tarvaris Jackson	QB	6-2	225	4/21/1983	9	Alabama State	Montgomery, Ala.	FA-'13
9	Jon Ryan	P	6-0	217	11/26/1981	9	Regina	Regina, Saskatchewan	FA-'08
13	Chris Matthews	WR	6-5	218	10/6/1989	1	Kentucky	Long Beach, Calif.	FA-'14
15	Jermaine Kearse	WR	6-1	209	2/6/1990	3	Washington	Lakewood, Wash.	FA-'12
19	Bryan Walters	WR	6-0	190	11/4/1987	5	Cornell	Kirkland, Wash.	FA-'12
20	Jeremy Lane	CB	6-0	190	7/14/1990	3	Northwestern St. (La.)	Tyler, Texas	D6(a)-'12
22	Robert Turbin	RB	5-10	222	12/2/1989	3	Utah State	Fremont, Calif.	D4(a)-'12
23	Jeron Johnson	SS	5-10	212	6/12/1988	4	Boise State	Compton, Calif.	FA-'11
24	Marshawn Lynch	RB	5-11	215	4/22/1986	8	California	Oakland, Calif.	T(Buf)-'10
25	Richard Sherman	CB	6-3	195	3/30/1988	4	Stanford	Compton, Calif.	D5(a)-'11
26	Steven Terrell	FS	5-10	197	9/21/1990	2	Texas A&M	Allen, Texas	FA-'14
27	Tharold Simon	CB	6-3	202	3/6/1991	2	LSU	Eunice, La.	D5(b)-'13
28	Marcus Burley	CB	5-11	185	7/16/1990	2	Delaware	Richmond, Va.	T(Ind)-'14
29	Earl Thomas	FS	5-10	202	5/7/1989	5	Texas	Orange, Texas	D1(b)-'10
31	Kam Chancellor	SS	6-3	232	4/3/1988	5	Virginia Tech	Norfolk, Va.	D5-'10
33	Christine Michael	RB	5-10	221	11/9/1990	2	Texas A&M	Beaumont, Texas	D2-'13
35	DeShawn Shead	CB	6-2	220	6/28/1988	3	Portland State	Palmdale, Calif.	FA-'12
41	Byron Maxwell	CB	6-1	207	2/23/1988	4	Clemson	Charleston, S.C.	D6-'11
46	Will Tukuafu	FB	6-2	280	1/3/1984	5	Oregon	Salt Lake City, Utah	FA-'14
49	Clint Gresham	LS	6-3	240	8/24/1986	5	Texas Christian	Corpus Christi, Texas	FA-'10
50	K.J. Wright	LB	6-4	246	7/23/1989	4	Mississippi State	Olive Branch, Miss.	D4(a)-'11
51	Bruce Irvin	LB	6-3	248	11/1/1987	3	West Virginia	Atlanta, Ga.	D1-'12
52	Brock Coyle	LB	6-1	243	10/12/1990	R	Montana	Bozeman, Mont.	FA-'14
53	Malcolm Smith	LB	6-0	226	7/5/1989	4	USC	Northridge, Calif.	D7(b)-'11
54	Bobby Wagner	LB	6-0	241	6/27/1990	3	Utah State	Ontario, Calif.	D2-'12
56	Cliff Avril	DE	6-3	260	4/8/1986	7	Purdue	Green Cove Springs, Fla.	UFA(Def)-'13
57	Mike Morgan	LB	6-3	226	1/16/1988	4	USC	Dallas, Texas	FA-'11
60	Max Unger	C	6-5	305	4/14/1986	6	Oregon	Kailua-Kona, Hawaii	D2-'09
61	Lemuel Jeanpierre	C	6-3	301	5/19/1987	5	South Carolina	Orlando, Fla.	FA-'10
64	J.R. Sweezy	G	6-5	298	4/8/1989	3	North Carolina State	Mooresville, N.C.	D7(a)-'12
65	Patrick Lewis	C	6-1	311	1/30/1991	2	Texas A&M	Reserve, La.	PS(Cle)-'14
66	Keavon Milton	G	6-4	324	6/23/1990	2	Louisiana-Monroe	Canton, Texas	FA-'14
67	Landon Cohen	DT	6-1	290	8/3/1986	6	Ohio	Spartanburg, S.C.	FA-'14
68	Justin Britt	T	6-6	325	5/29/1991	R	Missouri	Lebanon, Mo.	D2(b)-'14
70	David King	DE	6-4	281	12/27/1989	2	Oklahoma	Houston, Texas	PS(Cin)-'14
72	Michael Bennett	DE	6-4	274	11/13/1985	6	Texas A&M	Alief, Texas	UFA(TB)-'13
76	Russell Okung	T	6-5	310	10/7/1988	5	Oklahoma State	Houston, Texas	D1(a)-'10
77	James Carpenter	G	6-5	321	3/22/1989	4	Alabama	Augusta, Ga.	D1-'11
78	Alvin Bailey	T	6-3	320	8/26/1991	2	Arkansas	Broken Arrow, Okla.	FA-'13
79	Garry Gilliam	T	6-5	306	11/26/1990	R	Penn State	Carlisle, Pa.	FA-'14
81	Kevin Norwood	WR	6-2	199	9/23/1989	R	Alabama	D'Iberville, Miss.	D4(b)-'14
82	Luke Willson	TE	6-5	252	1/15/1990	2	Rice	Lasalle, Ontario	D5(c)-'13
83	Ricardo Lockette	WR	6-2	211	5/21/1986	4	Fort Valley State	Albany, Ga.	FA-'13
84	Cooper Helfet	TE	6-3	239	6/2/1989	3	Duke	Kentfield, Calif.	FA-'12
88	Tony Moeaki	TE	6-3	245	8/8/1987	5	Iowa	Wheaton, Ill.	FA-'14
89	Doug Baldwin	WR	5-10	189	9/21/1988	4	Stanford	Gulf Breeze, Fla.	FA-'11
93	O'Brien Schofield	DE	6-3	260	4/3/1987	5	Wisconsin	Camden, S.C.	W(Ari)-'13
94	Kevin Williams	DT	6-5	311	8/16/1980	12	Oklahoma State	Arkadelphia, Ark.	FA-'14
95	Demarcus Dobbs	DE	6-2	282	11/30/1987	4	Georgia	Savannah, Ga.	W(SF)-'14
99	Tony McDaniel	DT	6-7	305	1/20/1985	9	Tennessee	Columbia, S.C.	UFA(Mia)-'13
Practice Squad									
16	Douglas McNeil	WR	6-3	200	7/22/1988	R	Bowie State	Baltimore, Md.	FA-'14
36	Mike Zimmer	FB	6-1	237	9/23/1990	1	Illinois State	Wheeling, Ill.	FA-'14
37	Dion Bailey	FS	6-0	211	3/2/1992	R	USC	Lakewood, Calif.	FA-'14
44	Ryan Robinson	DE	6-3	251	12/9/1990	2	Oklahoma State	Buford, Ga.	FA-'14
59	Allen Bradford	LB	5-11	242	8/31/1988	4	USC	San Bernardino, Calif.	PS(Cle)-'14
62	Drew Nowak	G	6-3	292	3/7/1990	3	Western Michigan	Green Bay, Wis.	FA-'14
69	Nate Isles	G	6-5	348	1/4/1992	R	North Carolina A&T	Atlanta, Ga.	FA-'14
69	Jimmy Staten	DT	6-3	311	5/4/1991	R	Middle Tennessee St.	Waycross, Ga.	D5-'14
73	Justin Renfrow	G	6-4	305	11/23/1989	R	Miami	Morrisville, Pa.	FA-'14
87	RaShaun Allen	TE	6-4	250	2/25/1990	R	Southern	Cleveland, Ohio	FA-'14
Injured Reserve									
6	David Gilreath	WR	5-9	170	12/11/1988	4	Wisconsin	Plymouth, Minn.	FA-'14
10	Paul Richardson	WR	6-0	183	4/13/1992	R	Colorado	Los Angeles, Calif.	D2(a)-'14
30	Demetrius Bronson (ps)	RB	5-9	211	3/6/1990	R	Eastern Washington	Kent, Wash.	FA-'14
40	Derrick Coleman	FB	6-0	233	10/18/1990	3	UCLA	W. Los Angeles, Calif.	FA-'12
46	Mike Taylor	LB	6-2	222	10/7/1989	1	Wisconsin	Ashwaubenton, Wis.	FA-'14
55	Heath Farwell	LB	6-0	235	12/31/1981	10	San Diego State	Fontana, Calif.	FA-'11
58	Kevin Pierre-Louis	LB	6-0	236	10/7/1991	R	Boston College	Norwalk, Conn.	D4(c)-'14
63	Stephen Schilling	G	6-5	312	7/21/1988	4	Michigan	Bellevue, Wash.	UFA(SD)-'14
74	Julius Wamsley (ps)	DE	6-2	276	5/15/1990	R	Tulane	Baton Rouge, La.	FA-'14
75	D'Anthony Smith	DT	6-2	300	6/9/1988	5	Louisiana Tech	Leesville, La.	T(Jac)-'13
85	Anthony McCoy	TE	6-5	259	12/28/1987	5	USC	Fresno, Calif.	D6-'10
86	Zach Miller	TE	6-5	255	12/11/1985	8	Arizona State	Phoenix, Ariz.	UFA(Oak)-'11
90	Jesse Williams	DT	6-3	325	11/2/1990	2	Alabama	Brisbane, Australia	D5(a)-'13
91	Cassius Marsh	DE	6-4	254	7/7/1992	R	UCLA	Simi Valley, Calif.	D4(a)-'14
92	Brandon Mebane	DT	6-1	311	1/15/1985	8	California	Los Angeles, Calif.	D3-'07
97	Jordan Hill	DT	6-1	303	2/8/1991	2	Penn State	Steelton, Pa.	D3-'13
98	Greg Scruggs	DE	6-3	310	8/17/1990	3	Louisville	Cincinnati, Ohio	D7(b)-'12



Super Bowl XLIX **Seahawks vs. Patriots** **Sunday, February 1, 2015 - 3:30 p.m.**

Unofficial Depth Chart & Pronunciation Guide

Offense

WR	89 Doug Baldwin	83 Ricardo Lockette	
LT	76 Russell Okung	78 Alvin Bailey	
LG	77 James Carpenter	78 Alvin Bailey	
C	60 Max Unger	65 Patrick Lewis	61 Lemuel Jeanpierre
RG	64 J.R. Sweezy	78 Alvin Bailey	66 Keavon Milton
RT	68 <u>Justin Britt</u>	78 Alvin Bailey	79 <u>Gary Gilliam</u>
TE	82 Luke Willson	84 Cooper Helfet	88 Tony Moeaki
WR	15 Jermaine Kearse	81 <u>Kevin Norwood</u>	13 Chris Matthews
			19 Bryan Walters
QB	3 Russell Wilson	7 Tarvaris Jackson	5 B.J. Daniels
FB	46 Will Tukuafu		
RB	24 Marshawn Lynch	22 Robert Turbin	33 Christine Michael

Defense

LDE	72 Michael Bennett	95 Demarcus Dobbs	70 David King
LDT	99 Tony McDaniel	67 Landon Cohen	
RDT	94 Kevin Williams	70 David King	
RDE	56 Cliff Avril	93 O'Brien Schofield	
OLB	51 Bruce Irvin	57 Mike Morgan	
MLB	54 Bobby Wagner	52 <u>Brock Coyle</u>	
OLB	50 K.J. Wright	53 Malcolm Smith	
LCB	25 Richard Sherman	20 Jeremy Lane	28 Marcus Burley
RCB	41 Byron Maxwell	27 Tharold Simon	
SS	31 Kam Chancellor	23 Jeron Johnson	
FS	29 Earl Thomas	35 DeShawn Shead	26 Steven Terrell

Specialists

K	4 Steven Hauschka		
P	9 Jon Ryan		
H	9 Jon Ryan		
PR	19 Bryan Walters	89 Doug Baldwin	25 Richard Sherman
KR	89 Doug Baldwin	19 Bryan Walters	5 B.J. Daniels
LS	49 Clint Gresham		

() injured; Underline Rookie or 1st Year

Pronunciation Guide

Clint Gresham... GRESH-um	Ricardo Lockette... LOCK-it	O'Brien Schofield...SCOE-field
Steven Hauschka... HOWSH-kuh	Christine Michael... KRIS-tin	DeShawn Shead... SHED
Lemuel Jeanpierre... leh-mew-ELL	Keavon Milton... KEE-von	Tharold Simon... THAIR-uld
zhon-pee-AIR	Tony Moeaki... mo-ee-AH-kee	Steven Terrell... TAIR-ull
Jeron Johnson... juh-RON	Russell Okung... oh-KOON	Will Tukuafu... TOO-koo-ah-foo

1



SEATTLE SEAHAWKS 36, GREEN BAY PACKERS 16

THURSDAY, SEPTEMBER 4, 2014

CENTURYLINK FIELD



The Seattle Seahawks opened the 2014 season with a prime-time win over the Green Bay Packers on Thursday, September 4 by a score of 36-16 while rushing for over 200 yards and holding the Packers' offense to just 255 total yards. The Seahawks scored first on a Steven Hauschka field goal but after an Earl Thomas muffed punt which Green Bay recovered, the Packers drove into the red zone and scored on a John Kuhn two-yard run, giving Green Bay the 7-3 lead. It was the only time the Packers would lead, as Russell Wilson hit Ricardo Lockette on a 33-yard touchdown for the 10-7 lead. Green Bay would pull even with a Mason Crosby field goal in the second quarter before Marshawn Lynch scored on a 9-yard run with 3:41 left in the half, giving Seattle the 17-10 lead. Seattle added a third quarter Hauschka field goal, along with a safety when Tony McDaniel tackled Derek Sherrod in the end zone after Michael Bennett strip-sacked Aaron Rodgers, bringing Seattle's lead to 22-10. Lynch scored his second TD on the day on a 3-yard run five seconds into the fourth quarter, pushing the lead to 29-10. Green Bay responded with an 82-yard drive resulting in a 3-yard TD pass from Rodgers to Randall Cobb, but failed to convert the two-point try. Seattle then went on an 80-yard drive, eating up 7 minutes and Russell Wilson found Derrick Coleman out of the backfield for a 15-yard TD, giving Seattle the 36-16 lead with 2:30 remaining.

Green Bay	7	3	0	6	16
Seattle	3	14	5	14	36

						Green Bay	Seattle
SEA	1	6:03	Hauschka 35 FG (11-48, 5:50)			0	3
GB	1	1:25	Kuhn 2 run (Crosby kick) (6-34, 3:07)			7	3
SEA	2	13:00	Lockette 33 pass Wilson (Hauschka kick) (6-80, 3:25)			7	10
GB	2	6:52	Crosby 23 FG (12-79, 6:08)			10	10
SEA	2	3:41	Lynch 9 run (Hauschka kick) (6-70, 3:11)			10	17
SEA	3	10:28	Hauschka 20 FG (4-6, 1:26)			10	20
SEA	3	4:42	Sherrod tackled in end zone by T. McDaniel for a safety			10	22
SEA	4	14:55	Lynch 3 run (Hauschka kick) (9-53, 4:47)			10	29
GB	4	9:31	Cobb 3 pass Rodgers (pass failed) (10-82, 5:24)			16	29
SEA	4	4:31	Coleman 15 pass Wilson (Hauschka kick) (13-80, 7:00)			16	36
Att. 68,424							

STATISTICS

RUSHING

Green Bay	Att	Yds	Avg	LG	TD	Seattle	Att	Yds	Avg	LG	TD
J. Starks	7	37	5.3	12	0	M. Lynch	20	110	5.5	21	2
E. Lacy	12	34	2.8	15	0	P. Harvin	4	41	10.3	16	0
D. Harris	1	7	7.0	7	0	R. Wilson	7	29	4.1	13	0
J. Kuhn	1	2	2.0	2t	1	R. Turbin	6	27	4.5	7	0
TOTAL	21	80	3.8	15	1	TOTAL	37	207	5.6	21	2

PASSING

Green Bay	A	C	Yds	SK/YD	TD	LG	INT	RT	Seattle	A	C	Yds	SK/YD	TD	LG	INT	RT
A. Rodgers	33	23	189	3/14	1	23	1	81.5	R. Wilson	28	19	191	1/0	2	33t	0	110.9
TOTAL	33	23	189	3/14	1	23	1	81.5	TOTAL	28	19	191	1/0	2	33t	0	110.9

RECEIVING

Green Bay	No	Yds	Avg	LG	TD	Seattle	No	Yds	Avg	LG	TD
J. Nelson	9	83	9.2	16	0	P. Harvin	7	59	8.4	33	0
R. Cobb	6	58	9.7	23	1	Z. Miller	3	42	14.0	24	0
A. Quarless	3	26	8.7	18	0	D. Baldwin	3	14	4.7	6	0
E. Lacy	3	11	3.7	12	0	R. Lockette	2	38	19.0	33t	1
J. Starks	2	11	5.5	11	0	D. Coleman	1	15	15.0	15t	1
						M. Lynch	1	14	14.0	14	0
						J. Kearse	1	8	8.0	8	0
						L. Willson	1	1	1.0	1	0
TOTAL	23	189	8.2	23	1	TOTAL	19	191	10.1	33t	2

TEAM STATISTICS

	Green Bay	Seattle
Total First Downs	19	25
Third Down Eff.	6-12-50%	4-11-36%
Total Net Yards	255	398
Total Off. Plays	57	66
Avg. per Play	4.5	6.0
Net Yards Rushing	80	207
Total Rushing Plays	21	37
Net Yards Passing	175	191
Times Sacked/Yards Lost	3/14	1/0
Pass Atts-Comps-Ints	33-23-1	28-19-0
Punts-No. and Avg.	4-38.3	2-33.0
Penalties-No. and Yards	8-65	4-69
Fumbles-No. and Lost	1-0	2-1
Touchdowns	2	4
Field Goals Made-Att	1-1	2-2
Time of Possession	26:40	33:20

DEFENSE

Green Bay	T	S	A	QB	Yds.	Int.	Yds.	PD	FF	FR
M. Burnett	8	5	3	0.0	0.0	0	0	0	0	0
A. Hawk	8	4	4	0.0	0.0	0	0	0	0	0
M. Daniels	6	3	3	0.0	0.0	0	0	0	0	0
D. Jones	5	4	1	0.0	0.0	0	0	0	0	0
H. Clinton-Dix	5	3	2	1.0	0.0	0	0	1	0	0
M. Hyde	5	3	2	0.0	0.0	0	0	0	0	0

Additional Stats: FF: C. Matthews 1.

Seattle	T	S	A	QB	Yds.	Int.	Yds.	PD	FF	FR
B. Wagner	14	6	8	0.0	0.0	0	0	0	0	0
K. Chancellor	11	8	3	0.0	0.0	0	0	0	0	0
K. Wright	7	4	3	0.0	0.0	0	0	0	0	0
B. Maxwell	5	4	1	0.0	0.0	1	21	2	0	0
E. Thomas	5	4	1	0.0	0.0	0	0	1	0	0

Additional Stats: Sacks: C. Avril 1.0, M. Bennett 1.0, O. Schofield 1.0. **FF:** M. Bennett 1. **Safety:** T. McDaniel.

[illegible]



SEATTLE SEAHAWKS 27, WASHINGTON REDSKINS 17

MONDAY, OCTOBER 6, 2014

FEDEx FIELD



The Seattle Seahawks overcame a slew of penalties to secure a 27-17 victory over the Washington Redskins on Monday Night Football behind a strong performance by QB Russell Wilson, who completed 75 percent of his passes for over 200 yards and two TDs, in addition to 122 rushing yards and a rushing TD on 11 carries. Seattle leads the league in Monday Night Football winning percentage (.724) with a record of 21-8, and the club is now 11-1 in prime time games under head coach Pete Carroll. Seattle jumped to an early lead with a touchdown drive on the game's opening possession when Wilson connected with Jermaine Kearse on a 15-yard TD. In the second quarter, the Seahawks added a Steven Hauschka field goal and a Wilson rushing TD to grab a 17-0 lead. Washington responded when Kirk Cousins found DeSean Jackson streaking down the sideline for a 60-yard touchdown cutting the halftime lead to 17-7. Washington added a Kai Forbath 27-yard field goal in the third quarter, as Seattle's offense was unable to get anything going. Wilson and the Seahawks' offense returned to form in the fourth when Wilson connected with Marshawn Lynch for a 9-yard TD pass, for a 24-10 lead. Cousins then hit Andre Roberts for a 6-yard TD, pulling the Redskins to within a touchdown, 24-17, with 3:35 remaining in the game. Wilson led Seattle on a 55-yard drive culminating in a 43-yard field goal by Hauschka with just 0:21 remaining in the game, giving Seattle the 27-17 victory.

Seattle	7	10	0	10	27
Washington	0	7	3	7	17

				Seattle	Washington
SEA	1	12:44	Kearse 15 pass Wilson (Hauschka kick) (6-65, 2:16)	7	0
SEA	2	9:04	Hauschka 40 FG (8-31, 4:49)	10	0
SEA	2	4:37	Wilson 9 run (Hauschka kick) (5-70, 2:44)	17	0
WASH	2	2:32	Jackson 60 pass Cousins (Forbath kick) (4-80, 2:05)	17	7
WASH	3	10:41	Forbath 27 yd FG (7-71, 4:19)	17	10
SEA	4	6:31	Lynch 9 pass Wilson (Hauschka kick) (12-53, 7:33)	24	10
WASH	4	3:35	Roberts 6 pass Cousins (Forbath kick) (11-80, 2:56)	24	17
SEA	4	0:21	Hauschka 43 FG (8-55, 3:14)	27	17
Att. 79,522					

STATISTICS

RUSHING

Seattle						Washington					
	Att	Yds	Avg	LG	TD		Att	Yds	Avg	LG	TD
R. Wilson	11	122	11.1	29	1	A. Morris	13	29	2.2	11	0
M. Lynch	17	72	4.2	17	0	K. Cousins	2	4	2.0	4	0
R. Turbin	5	19	3.8	9	0	R. Helu	2	-1	-0.5	4	0
P. Harvin	2	7	3.5	6	0						
J. Ryan	1	5	5.0	5	0						
TOTAL	36	225	6.3	29	1	TOTAL	17	32	1.9	11	0

PASSING

Seattle	A	C	Yds	SK/YD	TD	LG	INT	RT	Washington	A	C	Yds	SK/YD	TD	LG	INT	RT
R. Wilson	24	18	201	3/23	2	36	0	127.3	K. Cousins	36	21	283	1/8	2	60t	0	102.0
TOTAL	24	18	201	3/23	2	36	0	127.3	TOTAL	36	21	283	1/8	2	60t	0	102.0

RECEIVING

RECEIVING						RECEIVING					
Seattle	No	Yds	Avg	LG	TD	Washington	No	Yds	Avg	LG	TD
M. Lynch	5	45	9.0	30	1	D. Jackson	5	157	31.4	60t	1
D. Baldwin	4	50	12.5	20	0	R. Helu	5	59	11.8	22	0
P. Harvin	4	27	6.8	13	0	A. Roberts	5	29	5.8	7	1
L. Willson	3	28	9.3	19	0	P. Garcon	2	23	11.5	18	0
C. Helfet	1	36	36.0	36	0	L. Paulsen	2	11	5.5	7	0
J. Kearse	1	15	15.0	15t	1	N. Paul	1	6	6.0	6	0
						A. Morris	1	-2	-2.0	-2	0
TOTAL	18	201	11.2	36	2	TOTAL	21	283	13.5	60t	2

TEAM STATISTICS

	Seattle	Washington
Total First Downs	20	14
Third Down Eff.	5-14-36%	3-12-25%
Total Net Yards	403	307
Total Off. Plays	63	54
Avg. per Play	6.4	5.7
Net Yards Rushing	225	32
Total Rushing Plays	36	17
Net Yards Passing	178	275
Times Sacked/Yards Lost	3/23	1/8
Pass Atts-Comps-Ints	24-18-0	36-21-0
Punts-No. and Avg.	6-43.3	8-49.9
Penalties-No. and Yards	13-90	3-30
Fumbles-No. and Lost	2-0	1-0
Touchdowns	3	2
Field Goals Made-Att	2-2	1-1
Time of Possession	34:56	25:04

DEFENSE

Seattle	T	S	A	QB	Yds.	Int.	Yds.	PD	FF	FR
B. Wagner	8	5	3	1.0	8.0	0	0	2	0	0
B. Maxwell	5	5	0	0.0	0.0	0	0	0	0	0
K. Wright	5	4	1	0.0	0.0	0	0	1	1	0
K. Chancellor	5	4	1	0.0	0.0	0	0	0	0	0
K. Williams	5	2	3	0.0	0.0	0	0	1	0	0
Additional Stats: None.										
Washington	T	S	A	QB	Yds.	Int.	Yds.	PD	FF	FR
P. Riley	10	7	3	0.0	0.0	0	0	0	0	0
K. Robinson	8	4	4	0.0	0.0	0	0	0	0	0
B. Orakpo	8	4	4	0.0	0.0	0	0	0	0	0
B. Meriweather	7	3	4	1.0	8.0	0	0	0	0	0
O										
F. Kearse	5	4	1	1.0	8.0	0	0	0	0	0
R. Kerrigan	5	2	3	1.0	7.0	0	0	0	0	0
Additional Stats: None.										

5



DALLAS COWBOYS 30, SEATTLE SEAHAWKS 23

SUNDAY, OCTOBER 12, 2014

CENTURYLINK FIELD



The Seattle Seahawks defense could not get off the field on third downs and the offense could not sustain drives as Tony Romo and DeMarco Murray led the Dallas Cowboys to victory over the Seahawks in a rare home loss by a score of 30-23. Seattle started fast with a Steven Hauschka field goal on the opening drive of the game. Doug Baldwin blocked a Dallas punt on the ensuing possession, which Mike Morgan recovered and returned 25 yards for a touchdown and the 10-0 lead. The Cowboys responded on consecutive drives with Romo hitting Gavin Escobar for a 2-yard TD pass and Dan Bailey connecting on a 42-yard field goal to tie the game at 10-10. Dallas took a 17-10 lead with :16 to go in the first half when Romo found Jason Witten on a 3-yard TD. Seattle evened the score 17-17 after a muffed punt set the Seahawks up at the Dallas 14-yard line and Russell Wilson scored on a 9-yard run. Seattle again got the ball deep in Cowboys territory after Jordan Hill recovered a botched snap by Romo, and Hauschka converted on a 33-yard field goal for the 20-17 lead. The Cowboys responded with a 56-yard field goal by Bailey. Seattle regained the lead after a short punt set the offense up at the Dallas 42-yard line and Hauschka made his third field goal of the day, a 48-yarder for the 23-20 lead with 8:16 remaining. Dallas was able to regain the lead after a drive which saw a third-and-20 conversion by Romo to Terrance Williams, with DeMarco Murray finishing the drive on a 15-yard TD run, giving Dallas the 27-23 lead with 3:16 to play. Seattle could not convert one first down on their drive and Dallas took over and added Bailey's third field goal with just over a minute remaining. Down 30-23 with a minute to play, Wilson was intercepted by Rolando McClain, sealing the Dallas victory.

Dallas	7	10	3	10	30
Seattle	10	0	10	3	23

						Dallas	Seattle
SEA	1	10:06	Hauschka 33 FG (10-64, 4:54)			0	3
SEA	1	7:13	Morgan 25 return of blocked punt (Hauschka kick)			0	10
DAL	1	2:34	Escobar 2 pass Romo (Bailey kick) (9-80, 4:39)			7	10
DAL	2	5:15	Bailey 42 FG (15-71, 9:45)			10	10
DAL	2	0:16	Witten 3 pass Romo (Bailey kick) (10-80, 2:48)			17	10
SEA	3	6:19	Wilson 9 run (Hauschka kick) (2-14, 0:38)			17	17
SEA	3	3:20	Hauschka 33 FG (4-5, 1:26)			17	20
DAL	3	1:04	Bailey 56 FG (5-43, 2:16)			20	20
SEA	4	8:16	Hauschka 48 FG (7-12, 2:28)			20	23
DAL	4	3:16	Murray 15 run (Bailey kick) (9-80, 5:00)			27	23
DAL	4	1:09	Bailey 31 FG (5-10, 1:26)			30	23
Att. 68,432							

STATISTICS

RUSHING

Dallas	Att	Yds	Avg	LG	TD	Seattle	Att	Yds	Avg	LG	TD
D. Murray	29	115	4.0	25	1	M. Lynch	10	61	6.1	32	0
J. Randle	5	52	10.4	38	0	R. Wilson	2	12	6.0	9t	1
T. Romo	2	-1	-0.5	0	0	R. Turbin	2	10	5.0	7	0
L. Dunbar	1	-4	-4.0	-4	0	P. Harvin	3	-1	-0.3	0	0
						B. Walters	1	-2	-2.0	-2	0
TOTAL	37	162	4.4	38	1	TOTAL	18	80	4.4	32	1

PASSING

Dallas	A	C	Yds	SK/YD	TD	LG	INT	RT	Seattle	A	C	Yds	SK/YD	TD	LG	INT	RT
T. Romo	32	21	250	1/11	2	47	0	110.2	R. Wilson	28	14	126	2/0	0	53	1	47.6
TOTAL	32	21	250	1/11	2	47	0	110.2	TOTAL	28	14	126	2/0	0	53	1	47.6

RECEIVING

Dallas	No	Yds	Avg	LG	TD	Seattle	No	Yds	Avg	LG	TD
D. Murray	6	31	5.2	14	0	J. Kearse	3	62	20.7	53	0
D. Bryant	4	63	15.8	23	0	P. Harvin	3	0	0.0	5	0
L. Dunbar	4	48	12.0	21	0	D. Baldwin	2	32	16.0	20	0
T. Williams	2	70	35.0	47	0	L. Willson	2	11	5.5	10	0
J. Witten	2	24	12.0	21	1	R. Lockette	1	8	8.0	8	0
C. Beasley	1	11	11.0	11	0	C. Helfet	1	7	7.0	7	0
G. Escobar	1	2	2.0	2t	1	B. Walters	1	5	5.0	5	0
T. Clutts	1	1	1.0	1	0	M. Lynch	1	1	1.0	1	0
TOTAL	21	250	11.9	47	2	TOTAL	14	126	9.0	53	0

TEAM STATISTICS

	Dallas	Seattle
Total First Downs	23	9
Third Down Eff.	10-17-59%	5-13-38%
Total Net Yards	401	206
Total Off. Plays	70	48
Avg. per Play	5.7	4.3
Net Yards Rushing	162	80
Total Rushing Plays	37	18
Net Yards Passing	239	126
Times Sacked/Yards Lost	1/11	2/0
Pass Atts-Comps-Ints	32-21-0	28-14-1
Punts-No. and Avg.	3-21.7	4-41.8
Penalties-No. and Yards	6-46	9-58
Fumbles-No. and Lost	2-2	1-0
Touchdowns	3	2
Field Goals Made-Att	3-3	3-3
Time of Possession	37:39	22:21

DEFENSE

Dallas	T	S	A	QB	Yds.	Int.	Yds.	PD	FF	FR
J. Durant	9	3	6	0.0	0.0	0	0	1	0	0
O. Scandrick	5	4	1	0.0	0.0	0	0	0	0	0
G. Selvie	5	2	3	1.0	0.0	0	0	0	0	0
B. Church	5	2	3	0.0	0.0	0	0	1	0	0
R. McClain	4	1	3	0.0	0.0	1	0	1	0	0

Additional Stats: None.

Seattle	T	S	A	QB	Yds.	Int.	Yds.	PD	FF	FR
M. Burley	8	6	2	0.0	0.0	0	0	0	0	0
K. Wright	8	5	3	0.0	0.0	0	0	0	0	0
R. Sherman	8	5	3	0.0	0.0	0	0	0	0	0
B. Wagner	7	3	4	0.0	0.0	0	0	0	0	0

Additional Stats: Sacks B. Irvin 1.0. FR: J. Hill 1, K. Pierre-Louis 1.

6



ST. LOUIS RAMS 28, SEATTLE SEAHAWKS 26

SUNDAY, OCTOBER 19, 2014

EDWARD JONES DOME



In a game where Russell Wilson became the first player in NFL history to pass for more than 300 yards and rush for more than 100, the Seattle Seahawks dropped the game in St. Louis, 28-26. The Seahawks got off to a slow start and despite a strong second-half performance, outscoring the Rams 20-7, could not overcome gutsy special teams play by the St. Louis Rams and lost their second game in row. After a Steven Hauschka field goal on Seattle's first possession, the Rams' Benny Cunningham returned the ensuing kickoff 75 yards to Seattle's 31-yard line, setting up a 6-yard TD run by Tre Mason. The Rams made it 14-3 after a 74-yard drive where QB Austin Davis hit Cunningham on a 5-yard TD pass. Forcing a second-quarter punt by Seattle, the Rams executed a fake punt return, baiting the defense into following returner Tavon Austin one way, while Stedman Bailey pulled away from the Seahawks player he was blocking, catching the ball on the other side of the field with no defenders around and proceeded to take it 90 yards for a TD and the 21-3 lead. Seattle could only add another field goal before halftime. In the second half, Seattle found its rhythm as Russell Wilson ran for a 19-yard touchdown in the third quarter and found Cooper Helfet on a 19-yard TD pass early in the fourth quarter, bringing the score to 21-19 after a failed two-point attempt. Davis, who went 18-of-21 for 152 yards in the game, led the Rams on an 80-yard drive, connecting with Lance Kendricks on a 4-yard TD pass, giving the Rams a nine-point lead with 5:36 remaining. Wilson continued his brilliant play, driving 80 yards, finding Doug Baldwin on a 9-yard TD pass to pull within two points with 3:18 to go in the game. Seattle's defense forced a three-and-out, but on fourth down, the Rams executed a fake punt from their own 18-yard line, as punter Johnny Hekker completed a pass to Cunningham for 18 yards. The Rams were able to retain possession for the remainder of the game and held on for the victory.

Seattle	3	3	7	13	26
St. Louis	7	14	0	7	28

						Seattle	St. Louis
SEA	1	9:01	Hauschka 24 FG (9-68, 4:06)			3	0
STL	1	5:19	Mason 6 run (Zuerlein kick) (6-31, 3:42)			3	7
STL	2	13:12	Cunningham 5 pass from Davis (Zuerlein kick) (9-74, 5:09)			3	14
STL	2	7:05	Bailey 90 punt return (Zuerlein kick)			3	21
SEA	2	0:07	Hauschka 35 FG (9-41, 1:48)			6	21
SEA	3	4:22	Wilson 19 run (Hauschka kick) (12-82, 6:06)			13	21
SEA	4	9:44	Helfet 19 pass Wilson (pass failed) (9-91, 5:10)			19	21
STL	4	5:36	Kendricks 4 pass Davis (Zuerlein kick) (8-80, 4:08)			19	28
SEA	4	3:18	Baldwin 9 pass Wilson (Hauschka kick) (8-80, 2:18)			26	28
Att. 57,855							

STATISTICS

RUSHING

Seattle	Att	Yds	Avg	LG	TD	St. Louis	Att	Yds	Avg	LG	TD
R. Wilson	7	106	15.1	52	1	T. Mason	18	85	4.7	28	1
M. Lynch	18	53	2.9	13	0	T. Austin	5	16	3.2	8	0
R. Turbin	2	7	3.5	6	0	B. Cunningham	2	3	1.5	5	0
C. Michael	2	5	2.5	3	0	A. Davis	2	-2	-1.0	-1	0
TOTAL	29	171	5.9	52	1	TOTAL	27	102	3.8	28	1

PASSING

Seattle	A	C	Yds	SK/YD	TD	LG	INT	RT	St. Louis	A	C	Yds	SK/YD	TD	LG	INT	RT
R. Wilson	36	23	313	3/21	2	49	0	110.1	A. Davis	21	18	152	0/0	2	30	0	128.6
TOTAL	36	23	313	3/21	2	49	0	110.1	TOTAL	22	19	170	0/0	2	30	0	129.2

RECEIVING

Seattle	No	Yds	Avg	LG	TD	St. Louis	No	Yds	Avg	LG	TD
D. Baldwin	7	123	17.6	49	1	B. Cunningham	5	46	9.2	18	1
P. Richardson	4	33	8.3	11	0	J. Cook	3	25	8.3	10	0
C. Helfet	3	61	20.3	22	1	T. Austin	3	6	2.0	5	0
J. Kearse	3	50	16.7	29	0	B. Quick	2	33	16.5	19	0
R. Turbin	3	24	8.0	9	0	L. Kendricks	2	17	8.5	13	1
M. Lynch	2	18	9.0	12	0	K. Britt	2	4	2.0	6	0
K. Norwood	1	4	4.0	4	0	C. Givens	1	30	30.0	30	0
TOTAL	23	313	13.6	49	2	TOTAL	19	170	8.9	30	2

TEAM STATISTICS

	Seattle	St. Louis
Total First Downs	25	18
Third Down Eff.	6-12-50%	4-9-44%
Total Net Yards	463	272
Total Off. Plays	68	49
Avg. per Play	6.8	5.6
Net Yards Rushing	171	102
Total Rushing Plays	29	27
Net Yards Passing	292	170
Times Sacked/Yards Lost	3/21	0/0
Pass Atts-Comps-Ints	36-23-0	22-19-0
Punts-No. and Avg.	4-42.3	3-51.0
Penalties-No. and Yards	10-89	2-20
Fumbles-No. and Lost	0-0	1-0
Touchdowns	3	4
Field Goals Made-Att	2-2	0-1
Time of Possession	32:24	27:36

DEFENSE

Seattle	T	S	A	QB	Yds.	Int.	Yds.	PD	FF	FR
M. Smith	10	10	0	0.0	0.0	0	0	0	1	0
K. Wright	10	7	3	0.0	0.0	0	0	0	0	0
K. Chancellor	7	6	1	0.0	0.0	0	0	0	0	0
E. Thomas	6	4	2	0.0	0.0	0	0	0	0	0

Additional Stats: None.

St. Louis	T	S	A	QB	Yds.	Int.	Yds.	PD	FF	FR
J. Jenkins	9	7	2	0.0	0.0	0	0	1	0	0
L. Joyner	7	7	0	0.0	0.0	0	0	0	0	0
E. Gaines	6	6	0	0.0	0.0	0	0	1	0	0
A. Ogletree	6	4	2	0.0	0.0	0	0	0	0	0
A. Donald	5	4	1	1.0	5.0	0	0	0	0	0

Additional Stats: Sacks: R. Quinn 1.0, E. Sims 1.0.

Seattle	T	S	A	QB	Yds.	Int.	Yds.	PD	FF	FR
E. Thomas	9	4	5	0.0	0.0	0	0	0	0	0
M. Smith	8	4	4	0.0	0.0	0	0	0	1	0
K. Wright	7	2	5	0.0	0.0	0	0	0	0	0
R. Sherman	5	3	2	0.0	0.0	0	0	0	0	0
C. Avril	4	2	2	0.0	0.0	0	0	0	0	1
Additional Stats: Sacks: B. Irvin 2.0, B. Mebane 1.0. INT: M. Burley 1.										
Carolina	T	S	A	QB	Yds.	Int.	Yds.	PD	FF	FR
T. Davis	10	4	6	0.0	0.0	0	0	0	0	0
L. Kuechly	7	4	3	0.0	0.0	0	0	1	0	0
C. Johnson	7	3	4	0.0	0.0	0	0	0	0	0
J. Norman	5	2	3	0.0	0.0	1	0	2	0	0
K. Short	4	1	3	0.0	0.0	0	0	0	0	0
R. Harper	4	1	3	0.0	0.0	0	0	0	0	0
Additional Stats: Sacks: K. Ealy 1.0. FR: M. Addison 1.										



SEATTLE SEAHAWKS 30, OAKLAND RAIDERS 24

SUNDAY, NOVEMBER 2, 2014

CENTURYLINK FIELD



The Seattle Seahawks improved to 5-3 on the season with a 30-24 victory over the visiting Oakland Raiders behind a strong performance by Marshawn Lynch, who led the team in both rushing (67) and receiving yards (76). Sebastian Janikowski connected on a 48-yard field goal on the game's opening drive. Seattle responded with an eight-play, 72-yard drive in which Lynch touched the ball six times, including a three-yard touchdown run, giving Seattle the 7-3 lead. After trading punts, Seattle's defense and special teams forced turnovers on three consecutive Raiders' possessions.

Bruce Irvin returned an interception 35 yards for a touchdown and Richard Sherman notched his first interception of the season and returned it 18 yards, setting up a Steven Hauschka 34-yard field goal, giving Seattle the 17-3 lead. On the ensuing kickoff, Jermaine Kearse punched the ball loose from returner T.J. Carrie, and Hauschka recovered for Seattle, but could not convert on the following 46-yard field goal attempt. The Seahawks added a touchdown late in the first half as Lynch rushed five yards for the score, giving Seattle a 24-3 halftime lead. A blocked punt on Seattle's opening possession of the second half was recovered in the end zone for a touchdown by Brice Butler, cutting Seattle's lead to 24-10. Oakland scored again late in the third quarter on a one-yard pass from Derek Carr to Mychal Rivera. Seattle added two fourth-quarter field goals by Hauschka, pushing the lead to 30-17 with 9:19 to play. Carr again found Rivera for a one-yard touchdown pass with 1:52 left in the game, pulling to within six. Kearse recovered the ensuing onside kick try by the Raiders, and Seattle was able to take a knee and run out the clock, preserving the 30-24 victory.

Oakland	3	0	14	7	24
Seattle	14	10	0	6	30

				Oakland	Seattle
OAK	1	9:10	Janikowski 48 FG (12-50, 5:50)	3	0
SEA	1	4:07	Lynch 3 run (Hauschka kick) (8-72, 5:03)	3	7
SEA	1	0:00	Irvin 35 INT return (Hauschka kick)	3	14
SEA	2	12:24	Hauschka 34 FG (4-2, 0:59)	3	17
SEA	2	0:54	Lynch 5 run (Hauschka kick) (11-78, 2:56)	3	24
OAK	3	13:52	Butler blocked punt recovery in end zone (Janikowski kick)	10	24
OAK	3	2:58	Rivera 1 pass Carr (Janikowski kick) (5-30, 2:16)	17	24
SEA	4	14:50	Hauschka 30 FG (9-68, 3:08)	17	27
SEA	4	9:19	Hauschka 40 FG (7-25, 3:52)	17	30
OAK	4	1:52	Rivera 1 pass Carr (Janikowski kick) (9-64, 2:22)	24	30
Att. 68,337					

STATISTICS

RUSHING

Oakland						Seattle					
	Att	Yds	Avg	LG	TD		Att	Yds	Avg	LG	TD
D. McFadden	13	20	1.5	9	0	M. Lynch	21	67	3.2	11	2
M. Reece	1	10	10.0	10	0	R. Turbin	5	35	7.0	17	0
D. Carr	2	9	4.5	7	0	R. Wilson	8	31	3.9	19	0
M. Jones-Drew	2	-2	-1.0	0	0	C. Michael	4	16	4.0	8	0
TOTAL	18	37	2.1	10	0	TOTAL	38	149	3.9	19	2

PASSING

Oakland									Seattle								
	A	C	Yds	SK/YD	TD	LG	INT	RT		A	C	Yds	SK/YD	TD	LG	INT	RT
D. Carr	41	24	194	1/5	2	23	2	66.5	R. Wilson	35	17	179	1/2	0	39	0	63.9
TOTAL	41	24	194	1/5	2	23	2	66.5	TOTAL	35	17	179	1/2	0	39	0	63.9

RECEIVING

OAKLAND						SEATTLE					
	No	Yds	Avg	LG	TD		No	Yds	Avg	LG	TD
M. Rivera	8	38	4.8	16	2	M. Lynch	5	76	15.2	39	0
D. McFadden	4	47	11.8	23	0	D. Baldwin	5	38	7.6	20	0
J. Jones	3	18	6.0	8	0	P. Richardson	3	12	4.0	10	0
A. Holmes	2	28	14.0	17	0	K. Norwood	1	19	19.0	19	0
B. Butler	2	20	10.0	12	0	L. Willson	1	16	16.0	16	0
L. Murray	2	12	6.0	13	0	R. Turbin	1	14	14.0	14	0
M. Reece	1	12	12.0	12	0	J. Kearse	1	4	4.0	4	0
M. Jones-Drew	1	11	11.0	11	0						
K. Thompkins	1	8	8.0	8	0						
TOTAL	24	194	8.1	23	2	TOTAL	17	179	10.5	39	0

TEAM STATISTICS

	Oakland	Seattle
Total First Downs	17	21
Third Down Eff.	5-15-33%	7-18-39%
Total Net Yards	226	326
Total Off. Plays	60	74
Avg. per Play	3.8	4.4
Net Yards Rushing	37	149
Total Rushing Plays	18	38
Net Yards Passing	189	177
Times Sacked/Yards Lost	1/5	1/2
Pass Atts-Comps-Ints	41-24-2	35-17-0
Punts-No. and Avg.	6-52.3	6-35.2
Penalties-No. and Yards	5-69	9-65
Fumbles-No. and Lost	3-1	0-0
Touchdowns	3	3
Field Goals Made-Att	1-2	3-4
Time of Possession	24:54	35:00

DEFENSE

Oakland	T	S	A	QB	Yds.	Int.	Yds.	PD	FF	FR
S. Moore	11	8	3	1.0	2.0	0	0	0	0	0
D. Hayden	7	5	2	0.0	0.0	0	0	2	0	0
K. Mack	7	4	3	0.0	0.0	0	0	0	0	0
M. Burris	7	4	3	0.0	0.0	0	0	0	0	0
T. Brown	6	5	1	0.0	0.0	0	0	0	0	0

Additional Stats: None.

Seattle	T	S	A	QB	Yds.	Int.	Yds.	PD	FF	FR
K. Wright	13	10	3	0.0	0.0	0	0	1	0	0
D. Shead	4	4	0	0.0	0.0	0	0	0	0	0
M. Morgan	4	4	0	0.0	0.0	0	0	0	0	0
C. Avril	3	3	0	1.0	5.0	0	0	0	1	0
R. Sherman	3	3	0	0.0	0.0	1	22	2	1	0

Additional Stats: INT: Irvin 1 (35-yd TD). FF: Kearse 1. FR: Hauschka 1.



The Seattle Seahawks rushed for a franchise-record 350 yards as Marshawn Lynch ran for 140 yards and a career-high four touchdowns. Russell Wilson also topped 100 yards rushing, and the Seahawks scored 21 points in the fourth quarter to defeat the visiting New York Giants 38-17. Lynch's first touchdown came on a 1-yard rush on the Seahawks' opening drive. After Wilson was intercepted on the first play of the Seahawks' second drive, Eli Manning found Preston Parker on a 6-yard TD pass, tying the score at 7-7. New York took the lead in the second quarter when Andre Williams ran for a 3-yard TD. Lynch's second TD came in the second quarter on a 2-yard run, knotting the score at 14-14, but the Giants took a 17-14 lead into halftime after a Josh Brown 41-yard field goal as time expired. Seattle then went on a 24-0 run in the second half, as the defense forced two turnovers, a turnover on downs and two punts on the Giants' five possessions. Steven Hauschka added a 28-yard field goal in the third quarter, tying the score at 17-17. In the fourth quarter, Lynch ran for 3- and 16-yard touchdowns, and Wilson also ran for a 1-yard touchdown, pushing the final score to 38-17.

N.Y. Giants	7	10	0	0	17
Seattle	7	7	3	21	38

N.Y. Giants	Seattle
0	7
7	7
14	7
14	14
17	14
17	17
17	24
17	31
17	38

SEA	1	10:23	Lynch 1 run (Hauschka kick) (6-80, 3:19)
NYG	1	4:32	Parker 6 pass Manning (Brown kick) (5-24, 1:37)
NYG	2	13:38	Williams 3 run (Brown kick) (5-80, 2:23)
SEA	2	1:57	Lynch 2 run (Hauschka kick) (15-85, 8:25)
NYG	2	0:00	Brown 41 FG (11-57, 1:57)
SEA	3	4:13	Hauschka 28 FG (8-70, 3:55)
SEA	4	12:47	Lynch 3 run (Hauschka kick) (7-58, 2:52)
SEA	4	7:47	Lynch 16 run (Hauschka kick) (7:53, 3:28)
SEA	4	5:19	Wilson 1 run (Hauschka kick) (2-46, 0:27)

Att. 68,352

STATISTICS

RUSHING

Rushing						Passing					
N.Y. Giants	Att	Yds	Avg	LG	TD	Seattle	Att	Yds	Avg	LG	TD
A. Williams	13	33	2.5	7	1	M. Lynch	21	140	6.7	22	4
O. Beckham	1	11	11.0	11	0	R. Wilson	14	107	7.6	26	1
M. Cox	2	6	3.0	4	0	C. Michael	4	71	17.8	45	0
P. Hillis	1	4	4.0	4	0	R. Turbin	6	32	5.3	6	0
TOTAL	17	54	3.2	11	1	TOTAL	45	350	7.8	45	5

PASSING

N.Y. Giants									Seattle								
A	C	Yds	SK/YD	TD	LG	INT	RT		A	C	Yds	SK/YD	TD	LG	INT	RT	
E. Manning	44	29	283	2/13	1	44	1	81.9	R. Wilson	17	10	172	2/12	0	60	2	53.7
TOTAL	44	29	283	2/13	1	44	1	81.9	TOTAL	17	10	172	2/12	0	60	2	53.7

RECEIVING

RANKING						RECEIVING					
N.Y. Giants	No	Yds	Avg	LG	TD	Seattle	No	Yds	Avg	LG	TD
O. Beckham	7	108	15.4	44	0	D. Baldwin	4	31	7.8	14	0
P. Parker	7	79	11.3	25	1	J. Kearse	3	70	23.3	60	0
R. Randle	5	39	7.8	11	0	C. Helfet	1	32	32.0	32	0
L. Donnell	4	26	6.5	7	0	M. Lynch	1	23	23.0	23	0
M. Cox	2	9	4.5	9	0	R. Lockette	1	16	16.0	16	0
A. Williams	2	5	2.5	5	0						
D. Fells	1	12	12.0	12	0						
P. Hillis	1	5	5.0	5	0						
TOTAL	29	283	9.8	44	1	TOTAL	10	172	17.2	60	0

TEAM STATISTICS

	N.Y. Giants	Seattle
Total First Downs	20	27
Third Down Eff.	6-12-50%	7-12-58%
Total Net Yards	324	510
Total Off. Plays	63	64
Avg. per Play	5.1	8.0
Net Yards Rushing	54	350
Total Rushing Plays	17	45
Net Yards Passing	270	160
Times Sacked/Yards Lost	2/13	2/12
Pass Atts-Comps-Ints	44-29-2	17-10-2
Punts-No. and Avg.	5-38.6	1-46.0
Penalties-No. and Yards	4-35	6-50
Fumbles-No. and Lost	1-1	3-1
Touchdowns	2	5
Field Goals Made-Att	1-1	1-1
Time of Possession	26:48	33:12

DEFENSE

N.Y. Giants	T	S	A	QB	Yds.	Int.	Yds.	PD	FF	FR
J. McClain	12	5	7	0.0	0.0	0	0	0	1	0
J. Williams	9	5	4	0.0	0.0	0	0	0	0	0
J. Pierre-Paul	8	6	2	0.0	0.0	0	0	1	1	0
Q. Demps	5	4	1	0.0	0.0	1	0	1	1	0
R. Ayers	5	2	3	1.0	8.0	0	0	0	0	0
Additional Stats: Sacks: Hankins 1.0. FR: Rolle 1. INT: Bowman 1.										
Seattle	T	S	A	QB	Yds.	Int.	Yds.	PD	FF	FR
J. Johnson	8	5	3	0.0	0.0	0	0	1	0	0
K. Wright	7	4	3	0.0	0.0	0	0	0	0	0
E. Thomas	6	3	3	0.0	0.0	1	47	1	0	0
K. Pierre-Louis	5	3	2	0.0	0.0	0	0	0	0	0
J. Lane	4	2	2	0.0	0.0	0	0	0	0	0

Additional Stats: Sacks: Bennett 1.0, Team 1.0. **FR:** Hill 1.



KANSAS CITY CHIEFS 24, SEATTLE SEAHAWKS 20

SUNDAY, NOVEMBER 16, 2014

ARROWHEAD STADIUM



The Seattle Seahawks turned the ball over on downs on their final three possessions in the fourth quarter and allowed Jamaal Charles to rush for 159 yards and two touchdowns on 20 carries as the Kansas City Chiefs defeated the Seahawks in frigid temperatures by a score of 24-20. The Chiefs took a 7-0 lead in the first quarter on a 1-yard TD run by Charles. Seattle responded with a 16-play, nine-minute drive covering 90 yards as Russell Wilson connected with Doug Baldwin on a 7-yard TD pass. The Chiefs drove 80 yards on four plays and Charles found the end zone a second time on a 16-yard run, giving Kansas City the 14-7 lead. Steven Hauschka added a 24-yard field goal to pull within four points and another field goal to pull within one after Earl Thomas forced a fumble that Jordan Hill recovered just before the half. The Chiefs scored an early field goal in the second half, pushing their lead to 17-13. Seattle took its first lead of the game after another forced fumble by Thomas led to a one-yard pass from Wilson to former Chiefs tight end Tony Moeaki. Seattle's 20-17 lead was short-lived as the Chiefs drove 71 yards in four plays as Knile Davis scored on a four-yard run, re-taking the lead at 24-20 with 13:41 remaining. Needing a touchdown, the Seahawks then faced fourth down situations on their three remaining drives and could not convert on 4th-and-2 from the Chiefs' two-yard line, 4th-and-1 from the Chiefs' 36, and 4th-and-18 from their own 20, turning the ball over and allowing the Chiefs to run out the clock for the 24-20 victory.

Seattle	0	13	7	0	20
Kansas City	7	7	3	7	24

				Seattle	Kansas City
KC	1	4:22	Charles 1 run (Santos kick) (15-86, 9:01)	0	7
SEA	2	10:22	Baldwin 7 pass Wilson (Hauschka kick) (16-90, 9:00)	7	7
KC	2	8:09	Charles 16 run (Santos kick) (4-80, 2:13)	7	14
SEA	2	1:39	Hauschka 24 FG (13-76, 6:30)	10	14
SEA	2	0:00	Hauschka 27 FG (8-38, 0:54)	13	14
KC	3	7:39	Santos 23 FG (12-67, 7:21)	13	17
SEA	3	0:23	Moeaki 1 pass Wilson (Hauschka kick) (5-44, 2:42)	20	17
KC	4	13:41	Davis 4 run (Santos kick) (4-71, 1:42)	20	24
Att. 76,463					

STATISTICS

RUSHING

Seattle						Kansas City					
Att	Yds	Avg	LG	TD		Att	Yds	Avg	LG	TD	
M. Lynch	24	124	5.2	17	0	J. Charles	20	159	8.0	47	2
R. Wilson	8	71	8.9	14	0	D. Thomas	3	22	7.3	8	0
R. Turbin	4	11	2.8	4	0	K. Davis	5	10	2.0	4t	1
C. Michael	1	-2	-2.0	-2	0	A. Smith	2	-1	-0.5	0	0
TOTAL	37	204	5.5	17	0	TOTAL	30	190	6.3	47	3

PASSING

Seattle										Kansas City									
	A	C	Yds	SK/YD	TD	LG	INT	RT		A	C	Yds	SK/YD	TD	LG	INT	RT		
R. Wilson	32	20	178	2/10	2	27	0	98.2		A. Smith	16	11	108	0/0	0	23	0	87.5	
TOTAL	32	20	178	2/10	2	27	0	98.2		TOTAL	16	11	108	0/0	0	23	0	87.5	

RECEIVING

Seattle	No	Yds	Avg	LG	TD	Kansas City	No	Yds	Avg	LG	TD
D. Baldwin	6	45	7.5	23	1	T. Kelce	3	37	12.3	23	0
J. Kearse	5	54	10.8	24	0	J. Charles	2	19	9.5	13	0
L. Willson	3	51	17.0	27	0	D. Bowe	2	18	9.0	9	0
P. Richardson	3	24	8.0	10	0	A. Sherman	1	13	13.0	13	0
C. Helfet	1	2	2.0	2	0	D. Thomas	1	10	10.0	10	0
M. Lynch	1	1	1.0	1	0	K. Davis	1	8	8.0	8	0
T. Moeaki	1	1	1.0	1t	1	P. Supernaw	1	3	3.0	3	0
TOTAL	20	178	8.9	27	2	TOTAL	11	108	9.8	23	0

TEAM STATISTICS

	Seattle	Kansas City
Total First Downs	25	20
Third Down Eff.	5-12-42%	2-6-33%
Total Net Yards	372	298
Total Off. Plays	71	46
Avg. per Play	5.2	6.5
Net Yards Rushing	204	190
Total Rushing Plays	37	30
Net Yards Passing	168	108
Times Sacked/Yards Lost	2/10	0/0
Pass Atts-Comps-Ints	32-20-0	16-11-0
Punts-No. and Avg.	2-51.5	2-52.0
Penalties-No. and Yards	8-50	3-6
Fumbles-No. and Lost	1-0	3-2
Touchdowns	2	3
Field Goals Made-Att	2-2	1-1
Time of Possession	35:57	24:03

DEFENSE

Seattle	T	S	A	QB	Yds.	Int.	Yds.	PD	FF	FR
E. Thomas	11	10	1	0.0	0.0	0	0	1	2	0
K. Chancellor	5	5	0	0.0	0.0	0	0	0	0	0
M. Smith	4	4	0	0.0	0.0	0	0	1	0	0
R. Sherman	4	3	1	0.0	0.0	0	0	0	0	0
K. Wright	4	3	1	0.0	0.0	0	0	0	0	0

Additional Stats: FR: J. Hill 1, B. Maxwell 1.

Kansas City	T	S	A	QB	Yds.	Int.	Yds.	PD	FF	FR
R. Parker	11	11	0	0.0	0.0	0	0	0	0	0
T. Hali	7	7	0	1.0	2.0	0	0	0	0	0
E. Berry	5	5	0	0.0	0.0	0	0	1	0	0
P. Gaines	5	5	0	0.0	0.0	0	0	0	0	0
H. Abdullah	5	3	2	0.0	0.0	0	0	1	0	0

Additional Stats: Sacks: D. Poe 1.0.



SEATTLE SEAHAWKS 19, SAN FRANCISCO 49ERS 3

SUNDAY, NOVEMBER 27, 2014

LEVI'S STADIUM



The Seattle Seahawks outgained the San Francisco 49ers by a total of 379 to 164 yards and the defense forced three turnovers as the Seahawks defeated the 49ers by a score of 19-3 during the primetime Thanksgiving Day matchup at Levi's Stadium. The teams traded punts several times to start the game until Richard Sherman notched his first of two interceptions on the day, picking off Colin Kaepernick at the 50-yard line and returned it to the 49ers' 45-yard line, setting up a quick Seahawks drive capped off by a 13-yard touchdown pass from Russell Wilson to Robert Turbin near the end of the first quarter. Steven Hauschka added two second quarter field goals to put Seattle up 13-0 at halftime. Hauschka connected on a 35-yard field goal to start the second half, and the 49ers responded with their only scoring drive of the day as Phil Dawson made a 40-yard field goal, bringing the score to 16-3 Seattle at the end of the third quarter. Seattle drove down the field and Hauschka made his fourth field goal of the day to give Seattle the 19-3 lead. Richard Sherman intercepted Kaepernick on the following series, returning the ball to Seattle and allowing the offense to run most of the remaining clock and secure the 19-3 victory.

Seattle	7	6	3	3	19
San Francisco	0	0	3	0	3

				Seattle	San Francisco
SEA	1	1:29	Turbin 13 pass Wilson (Hauschka kick) (7-45, 4:00)	7	0
SEA	2	11:07	Hauschka 21 FG (7-63, 2:38)	10	0
SEA	2	5:40	Hauschka 36 FG (5-42, 3:20)	13	0
SEA	3	8:05	Hauschka 35 FG (11-65, 6:55)	16	0
SF	3	1:06	Dawson 40 FG (12-59, 6:59)	16	3
SEA	4	10:11	Hauschka 46 FG (10-52, 5:55)	19	3

Att. 70.799

STATISTICS

RUSHING

SEATTLE						SAN FRANCISCO					
	Att	Yds	Avg	LG	TD		Att	Yds	Avg	LG	TD
M. Lynch	20	104	5.2	33	0	F. Gore	10	28	2.8	7	0
R. Wilson	7	35	5.0	12	0	C. Hyde	5	19	3.8	12	0
C. Michael	3	10	3.3	8	0	C. Kaepernick	3	17	5.7	9	0
R. Turbin	4	8	2.0	5	0						
TOTAL	34	157	4.6	33	0	TOTAL	18	64	3.6	12	0

PASSING

Seattle	A	C	Yds	SK/YD	TD	LG	INT	RT	San Francisco	A	C	Yds	SK/YD	TD	LG	INT	RT
R. Wilson	22	15	236	4/14	1	63	0	118.8	C. Kaepernick	29	16	121	4/21	0	16	2	36.7
TOTAL	22	15	236	4/14	1	63	0	118.8	TOTAL	29	16	121	4/21	0	16	2	36.7

RECEIVING

Seattle	No	Yds	Avg	LG	TD	San Francisco	No	Yds	Avg	LG	TD
L. Willson	4	39	9.8	15	0	C. Hyde	3	38	12.7	16	0
J. Kearse	3	34	11.3	17	0	S. Johnson	3	28	9.3	13	0
R. Turbin	2	47	23.5	34	1	A. Boldin	3	18	6.0	10	0
D. Baldwin	2	28	14.0	24	0	M. Crabtree	3	10	3.3	5	0
T. Moeaki	1	63	63.0	63	0	V. Davis	2	13	6.5	10	0
C. Michael	1	12	12.0	12	0	F. Gore	1	8	8.0	8	0
M. Lynch	1	7	7.0	7	0	B. Lloyd	1	6	6.0	6	0
P. Richardson	1	6	6.0	6	0						
TOTAL	15	236	15.7	63	1	TOTAL	16	121	7.6	16	0

TEAM STATISTICS

	Seattle	San Francisco
Total First Downs	16	16
Third Down Eff.	5-14-36%	4-11-36%
Total Net Yards	379	164
Total Off. Plays	60	51
Avg. per Play	6.3	3.2
Net Yards Rushing	157	64
Total Rushing Plays	34	18
Net Yards Passing	222	100
Times Sacked/Yards Lost	4/14	4/21
Pass Atts-Comps-Ints	22-15-0	29-16-2
Punts-No. and Avg.	4-44.5	5-47.6
Penalties-No. and Yards	14-105	3-20
Fumbles-No. and Lost	3-0	1-1
Touchdowns	1	0
Field Goals Made-Att	4-4	1-1
Time of Possession	35:19	24:41

DEFENSE

Seattle	T	S	A	QB	Yds.	Int.	Yds.	PD	FF	FR
B. Wagner	10	9	1	0.0	0.0	0	0	0	0	0
K. Wright	7	6	1	1.0	5.0	0	0	0	0	0
E. Thomas	5	4	1	0.0	0.0	0	0	0	0	0
M. Bennett	4	4	0	1.0	3.0	0	0	0	0	0
K. Chancellor	4	2	2	0.0	0.0	0	0	1	0	0
Additional Stats: Sacks: B. Irvin 1.0, C. Avril, 1.0. INT: R. Sherman 2.										
San Francisco	T	S	A	QB	Yds.	Int.	Yds.	PD	FF	FR
C. Borland	15	15	0	0.0	0.0	0	0	0	0	0
Q. Dial	6	4	2	0.0	0.0	0	0	0	0	0
A. Lynch	5	5	0	1.0	8.0	0	0	0	0	0
M. Wilhoite	5	5	0	0.0	0.0	0	0	0	0	0
Additional Stats: Sacks: A. Brooks 1.0, J. Smith 1.0, T. Jerod-Eddie 1.0. FF: T. Jerod-Eddie 1.										

13



SEATTLE SEAHAWKS 24, PHILADELPHIA EAGLES 14

SUNDAY, DECEMBER 7, 2014

LINCOLN FINANCIAL FIELD



The Seattle Seahawks controlled the game offensively and defensively vs. the Philadelphia Eagles, holding a club record time of possession advantage of 41:56 to 18:04 while gaining a total of 440 yards and holding the Eagles' fast tempo offense to a total of just 139 yards, as the Seahawks won in Philadelphia by a score of 24-14. Seattle's defense forced 6 three-and-outs, eight punts, two turnovers and held the Eagles to 57 yards rushing and 82 yards passing on the day. Philadelphia received great field position after Jon Ryan dropped the snap on a first quarter punt and fumbled the ball, which was recovered by Philadelphia on the 14-yard line. Mark Sanchez hit Jeremy Maclin on a one-yard TD pass to take the 7-0 lead. Seattle responded with an 82-yard drive and Russell Wilson capped it off with a 26-yard TD run on a zone read play. Steven Hauschka added a 33-yard field goal with 0:02 left in the half to take a 10-7 lead into halftime. K.J. Wright forced a LeSean McCoy fumble which Earl Thomas recovered on the Eagles first play from scrimmage in the second half, leading to a quick Seattle touchdown drive as Wilson hit Marshawn Lynch on a throwback for a 15-yard TD, giving Seattle the 17-7 lead. Philadelphia responded with a 54-yard TD drive, as Sanchez hit Zach Ertz on a 35-yard TD pass to cut Seattle's lead to 17-14. It was the Eagles' only drive longer than 25 yards. Seattle drove 91 yards on its ensuing possession as Wilson connected with Doug Baldwin on a 23-yard TD pass to give Seattle the 24-14 lead in the middle of the third quarter, as that score would hold for the final. Seattle's offense totaled 188 rushing yards and Wilson was 22 of 37 for 263 yards on the day.

Seattle	0	10	14	0	24
Philadelphia	7	0	7	0	14

					Seattle	Philadelphia
PHI	1	3:37	Maclin 1 pass Sanchez (Parkey kick) (6-14, 2:48)		0	7
SEA	2	14:17	Wilson 26 run (Hauschka kick) (10-82, 4:20)		7	7
SEA	2	0:02	Hauschka 44 FG (10-41, 1:32)		10	7
SEA	3	14:03	Lynch 15 pass Wilson (Hauschka kick) (2-19, 0:47)		17	7
PHI	3	12:09	Ertz 35 pass Sanchez (Parkey kick) (4-54, 1:54)		17	14
SEA	3	9:01	Baldwin 23 pass Wilson (Hauschka kick) (5-91, 3:08)		24	14
Att.	69,596					

STATISTICS

RUSHING

Seattle	Att	Yds	Avg	LG	TD	Philadelphia	Att	Yds	Avg	LG	TD
M. Lynch	23	86	3.7	21	0	L. McCoy	17	50	2.9	10	0
R. Wilson	10	48	4.8	26t	1	M. Sanchez	1	7	7.0	7	0
C. Michael	6	32	5.3	11	0	D. Sproles	4	0	0.0	6	0
J. Kearse	2	15	7.5	11	0						
R. Turbin	4	7	1.8	5	0						
J. Ryan	1	0	0.0	0	0						
TOTAL	46	188	4.1	26	1	TOTAL	22	57	2.6	10	0

PASSING

Seattle	A	C	Yds	SK/YD	TD	LG	INT	RT	Philadelphia	A	C	Yds	SK/YD	TD	LG	INT	RT
R. Wilson	37	22	263	2/11	2	25	0	99.3	M. Sanchez	20	10	96	3/14	2	35t	1	76.2
TOTAL	37	22	263	2/11	2	25	0	99.3	TOTAL	20	10	96	3/14	2	35t	1	76.2

RECEIVING

Seattle	No	Yds	Avg	LG	TD	Philadelphia	No	Yds	Avg	LG	TD
D. Baldwin	5	97	19.4	25	1	J. Maclin	3	21	7.0	12	1
M. Lynch	5	27	5.4	15t	1	R. Cooper	3	13	4.3	5	0
J. Kearse	3	37	12.3	20	0	Z. Ertz	2	39	19.5	35t	1
P. Richardson	2	27	13.5	20	0	J. Matthews	2	23	11.5	17	0
K. Norwood	2	22	11.0	11	0						
R. Lockette	1	19	19.0	19	0						
T. Moeaki	1	15	15.0	15	0						
R. Turbin	1	14	14.0	14	0						
W. Tukuafu	1	4	4.0	4	0						
L. Willson	1	1	1.0	1	0						
TOTAL	22	263	12.0	25	2	TOTAL	10	96	9.6	35t	2

TEAM STATISTICS

	Seattle	Philadelphia
Total First Downs	28	9
Third Down Eff.	7-16-44%	2-11-18%
Total Net Yards	440	139
Total Off. Plays	85	45
Avg. per Play	5.2	3.1
Net Yards Rushing	188	57
Total Rushing Plays	46	22
Net Yards Passing	252	82
Times Sacked/Yards Lost	2/11	3/14
Pass Atts-Comps-Ints	37-22-0	20-10-1
Punts-No. and Avg.	6-37.8	8-43.9
Penalties-No. and Yards	8-67	4-69
Fumbles-No. and Lost	2-2	2-1
Touchdowns	3	2
Field Goals Made-Att	1-1	0-0
Time of Possession	41:56	18:04

DEFENSE

Seattle	T	S	A	QB	Yds.	Int.	Yds.	PD	FF	FR
B. Wagner	7	7	0	0.0	0.0	0	0	0	0	0
J. Hill	4	4	0	1.0	4.0	0	0	0	0	0
B. Maxwell	4	4	0	0.0	0.0	0	0	2	0	0
T. McDaniel	4	1	3	0.0	0.0	0	0	0	0	0
M. Bennett	3	3	0	1.0	5.0	0	0	0	0	0

Additional Stats: Sacks: M. Burley 1.0. INT: T. Simon 1. FF: K. Wright 1. FR: E. Thomas 1.

Philadelphia	T	S	A	QB	Yds.	Int.	Yds.	PD	FF	FR
F. Cox	11	8	3	0.0	0.0	0	0	0	0	0
M. Kendrick	11	7	4	0.0	0.0	0	0	0	1	0
T. Cole	9	7	2	0.0	0.0	0	0	0	0	0
C. Matthews	9	4	5	0.0	0.0	0	0	0	0	0
C. Barwin	6	5	1	1.0	4.0	0	0	0	0	0

Additional Stats: Sacks: V. Curry 1.0. FR: M. Jenkins 1, Z. Ertz 1.

14



SEATTLE SEAHAWKS 17, SAN FRANCISCO 7

SUNDAY, DECEMBER 14, 2014

CENTURYLINK FIELD



The Seattle Seahawks defense allowed just 245 total yards and one score as the Seahawks defeated the San Francisco 49ers by a score of 17-7, advancing to 10-4 on the season. Steven Hauschka connected on a 38-yard field goal late in the first quarter to give Seattle the early lead. The 49ers responded with an 85-yard drive and Frank Gore found the endzone on a 10-yard run, giving San Francisco the 7-3 lead. Seattle drove into field goal position as time was running out in the first half, but Russell Wilson's shot to the end zone with 0:08 left was intercepted by Eric Reid and returned 73 yards to Seattle's 24-yard line where Wilson broke up the 49ers blockers and Robert Turbin tackled Reid with no time on the clock, saving a touchdown. After allowing 104 yards rushing in the first half, the Seahawks defense tightened up in the second and only allowed 36 yards rushing in the second half. Marshawn Lynch scored on a 4-yard run late in the third quarter, giving Seattle the 10-7 lead. The defense forced a quick three-and-out and Wilson led the offense 60 yards and connected with Paul Richardson on a 10-yard touchdown pass to push Seattle's lead to 17-7 with 13 minutes remaining in the game. The Seahawks defense forced turnovers on downs on the 49ers' final two possessions of the game, securing the Seattle victory. The Seahawks sacked Colin Kaepernick six times on the day, with Jordan Hill recording two.

San Francisco	0	7	0	0	7
Seattle	3	0	7	7	17

SEA	1	3:40	Hauschka 38 FG (9-62, 3:02)
SF	2	13:22	Gore 10 run (Dawson kick) (11-85, 5:18)
SEA	3	2:19	Lynch 4 run (Hauschka kick) (10-60, 5:21)
SEA	4	13:20	Richardson 10 pass Wilson (Hauschka kick) (6-44, 2:25)
Att. 68,526			

San Francisco	0	3
Seattle	7	3
	7	10
	7	17

STATISTICS

RUSHING

San Francisco	Att	Yds	Avg	LG	TD	Seattle	Att	Yds	Avg	LG	TD
C. Hyde	6	55	9.2	28	0	M. Lynch	21	91	4.3	15	1
C. Kaepernick	9	46	5.1	22	0	R. Turbin	5	33	6.6	15	0
F. Gore	11	29	2.6	15	1	R. Wilson	5	27	5.4	19	0
Alf. Smith	4	6	1.5	6	0	C. Michael	1	1	1.0	1	0
B. Miller	2	4	2.0	4	0						
TOTAL	32	140	4.4	28	1	TOTAL	32	152	4.8	19	1

PASSING

San Francisco	A	C	Yds	SK/YD	TD	LG	INT	RT	Seattle	A	C	Yds	SK/YD	TD	LG	INT	RT
C. Kaepernick	19	11	141	6/36	0	31	0	81.3	R. Wilson	24	12	168	5/30	1	47	1	69.4
TOTAL	19	11	141	6/36	0	31	0	81.3	TOTAL	24	12	168	5/30	1	47	1	69.4

RECEIVING

San Francisco	No	Yds	Avg	LG	TD	Seattle	No	Yds	Avg	LG	TD
B. Miller	4	56	14.0	22	0	J. Kearse	5	78	15.6	47	0
M. Crabtree	3	19	6.3	10	0	D. Baldwin	3	53	17.7	35	0
A. Boldin	2	23	11.5	15	0	P. Richardson	3	30	10.0	11	1
G. Celek	1	31	31.0	31	0	M. Lynch	1	7	7.0	7	0
B. Lloyd	1	12	12.0	12	0						
TOTAL	11	141	12.8	31	0	TOTAL	12	168	14.0	47	1

TEAM STATISTICS

	San Francisco	Seattle
Total First Downs	14	18
Third Down Eff.	6-15-40%	8-14-57%
Total Net Yards	245	290
Total Off. Plays	57	61
Avg. per Play	4.3	4.8
Net Yards Rushing	140	152
Total Rushing Plays	32	32
Net Yards Passing	105	138
Times Sacked/Yards Lost	6/36	5/30
Pass Atts-Comps-Ints	19-11-0	24-12-1
Punts-No. and Avg.	5-43.4	4-48.0
Penalties-No. and Yards	8-78	7-50
Fumbles-No. and Lost	0-0	0-0
Touchdowns	1	2
Field Goals Made-Att	0-0	1-1
Time of Possession	31:02	28:58

DEFENSE

San Francisco	T	S	A	QB	Yds.	Int.	Yds.	PD	FF	FR
C. Borland	6	3	3	0.0	0.0	0	0	0	0	0
P. Cox	5	4	1	0.0	0.0	0	0	0	0	0
A. Smith	5	3	2	0.0	0.0	0	0	0	0	0
N. Moody	5	2	3	0.0	0.0	0	0	0	0	0
R. McDonald	4	3	1	1.0	9.0	0	0	0	0	0
Additional Stats: Sacks: C. Carradine 2.0, A. Brooks 1.0, D. Skuta 1.0. INT: E. Reid 1.										
Seattle	T	S	A	QB	Yds.	Int.	Yds.	PD	FF	FR
B. Wagner	10	9	1	1.0	5.0	0	0	0	0	0
E. Thomas	8	7	1	0.0	0.0	0	0	0	0	0
B. Irvin	5	5	0	1.0	8.0	0	0	1	0	0
K. Wright	5	5	0	1.0	3.0	0	0	0	0	0
K. Williams	4	3	1	1.0	2.0	0	0	0	0	0
J. Hill	3	3	0	2.0	18.0	0	0	0	0	0

15



SEATTLE SEAHAWKS 35, ARIZONA CARDINALS 6

SUNDAY, DECEMBER 21, 2014

UNIVERSITY OF PHOENIX STADIUM



The Seattle Seahawks set a franchise-record with 596 total yards as Russell Wilson passed for over 300 yards and two touchdowns and rushed for over 80 with a touchdown and Marshawn Lynch added 113 yards on 10 carries with two touchdowns as the Seahawks rolled to a 35-6 victory on the road against the Arizona Cardinals. The Cardinals scored first after a missed 52-yard field goal by Steven Hauschka gave the Cardinals a short field which they were able to convert into a 27-yard field goal by Chandler Catanzaro. Seattle responded with back-to-back touchdown drives, with Wilson hitting Luke Wilson on an 80-yard TD pass and Lynch finishing off a 39-yard drive with a 6-yard TD run, pushing Seattle's lead to 14-3 to end the first half. The Cardinals added another three points after a 49-yard drive as Catanzaro hit on a 32-yard field goal. Seattle then went on a 21-0 run in the fourth quarter, with three consecutive touchdown drives as Wilson again found Willson on 20-yard touchdown, Lynch broke off an 80-yard touchdown run, and Wilson ran one in from five yards out, advancing Seattle's lead to 35-6 with 4:40 left in the fourth quarter. Seattle's defense held the Cardinals to 216 total yards on the day, forcing nine punts, recording four sacks and one turnover as Richard Sherman intercepted Ryan Lindley late in the fourth quarter.

Seattle	0	14	0	21	35
Arizona	0	3	3	0	6

						Seattle	Arizona
AZ	2	7:55	Catanzaro 27 FG (10-49, 6:15)			0	3
SEA	2	7:03	Willson 80 pass Wilson (Hauschka kick) (2-80, 0:52)			7	3
SEA	2	3:41	Lynch 6 run (Hauschka kick) (6-39, 2:48)			14	3
AZ	3	0:59	Catanzaro 32 FG (9-49, 4:30)			14	6
SEA	4	11:59	Willson 20 pass Wilson (Hauschka kick) (7-79, 4:00)			21	6
SEA	4	10:14	Lynch 79 run (Hauschka kick) (1-74, 0:16)			28	6
SEA	4	4:40	Wilson 5 run (Hauschka kick) (7-40, 4:11)			35	6
Att. 63,806							

STATISTICS

RUSHING

Seattle	Att	Yds	Avg	LG	TD	Arizona	Att	Yds	Avg	LG	TD
M. Lynch	10	113	11.3	79t	2	S. Taylor	11	19	1.7	4	0
R. Wilson	6	88	14.7	55	1	M. Grice	1	6	6.0	6	0
R. Turbin	10	38	3.8	11	0	K. Williams	2	4	2.0	3	0
C. Michael	8	28	3.5	15	0	R. Hughes	1	0	0.0	0	0
TOTAL	34	267	7.9	79t	3	TOTAL	15	29	1.9	6	0

PASSING

Seattle	A	C	Yds	SK/YD	TD	LG	INT	RT	Arizona	A	C	Yds	SK/YD	TD	LG	INT	RT
R. Wilson	31	20	339	1/10	2	80t	0	122.9	R. Lindley	44	18	216	4/29	0	32	1	47.2
T. Jackson	1	1	0	0/0	0	0	0	79.2	L. Thomas	1	0	0	0/0	0	0	0	39.6
TOTAL	32	21	339	1/10	2	80t	0	121.7	TOTAL	45	18	216	4/29	0	32	1	46.2

RECEIVING

Seattle	No	Yds	Avg	LG	TD	Arizona	No	Yds	Avg	LG	TD
D. Baldwin	7	113	16.1	49	0	L. Fitzgerald	4	33	8.3	16	0
P. Richardson	5	52	10.4	22	0	Jo. Brown	3	54	18.0	24	0
L. Willson	3	139	46.3	80t	2	M. Floyd	2	41	20.5	32	0
C. Helfet	2	9	4.5	6	0	D. Fells	2	26	13.0	15	0
R. Lockette	2	5	2.5	5	0	S. Taylor	2	25	12.5	18	0
B. Walters	1	13	13.0	13	0	J. Carlson	2	15	7.5	12	0
J. Kearse	1	8	8.0	8	0	R. Housler	1	13	13.0	13	0
						Ja. Brown	1	6	6.0	6	0
						M. Grice	1	3	3.0	3	0
TOTAL	21	339	16.1	80t	2	TOTAL	18	216	12.0	32	0

TEAM STATISTICS

	Seattle	Arizona
Total First Downs	23	17
Third Down Eff.	5-12-42%	3-15-20%
Total Net Yards	596	216
Total Off. Plays	67	64
Avg. per Play	8.9	3.4
Net Yards Rushing	267	29
Total Rushing Plays	34	15
Net Yards Passing	329	187
Times Sacked/Yards Lost	1/10	4/29
Pass Atts-Comps-Ints	32-21-0	45-18-1
Punts-No. and Avg.	4-41.0	9-43.7
Penalties-No. and Yards	11-97	1-5
Fumbles-No. and Lost	1-0	1-0
Touchdowns	5	0
Field Goals Made-Att	0-3	2-2
Time of Possession	33:03	26:57

DEFENSE

	T	S	A	QB	Yds.	Int.	Yds.	PD	FF	FR
B. Wagner	9	8	1	0.0	0.0	0	0	0	0	0
E. Thomas	5	3	2	0.0	0.0	0	0	0	0	0
K. Wright	4	4	0	0.0	0.0	0	0	1	0	0
R. Sherman	4	3	1	0.0	0.0	1	53	1	0	0
M. Bennett	4	2	2	1.0	7.0	0	0	0	0	0
Additional Stats: Sacks: J. Hill 1.0, D. King, 1.0, O. Schofield 1.0.										
Arizona	T	S	A	QB	Yds.	Int.	Yds.	PD	FF	FR
R. Johnson	8	7	1	0.0	0.0	0	0	0	0	0
T. Jefferson	7	7	0	0.0	0.0	0	0	0	1	0
A. Okafor	6	4	2	1.0	10.0	0	0	1	0	0
T. Mathieu	5	5	0	0.0	0.0	0	0	0	0	0



CENTURYLINK FIELD



St. Louis
Seattle

E

1.

2

20

St. Louis	Seattle
3	0
6	0
6	3
6	6
6	13
6	20

Seattle	Att	Yds	Avg	LG	TD
M. Lynch	14	60	4.3	14	1
R. Turbin	11	53	4.8	14	0
D. Baldwin	1	8	8.0	8	0
R. Wilson	6	7	1.2	6	0
W. Tukuafu	1	2	2.0	2	0
C. Michael	1	2	2.0	2	0
TOTAL	34	132	3.9	14	1

St. Louis	A	C	Yds	SK/YD	TD	LG	INT	RT	Seattle	A	C	Yds	SK/YD	TD	LG	INT	RT
S. Hill	37	26	243	4/40	0	20	2	65.5	R. Wilson	25	17	239	3/17	0	38	1	81.9
TOTAL	37	26	243	4/40	0	20	2	65.5	TOTAL	25	17	239	3/17	0	38	1	81.9

St. Louis						Seattle					
No	Yds	Avg	LG	TD		No	Yds	Avg	LG	TD	
B. Cunningham	7	57	8.1	14	0	P. Richardson	5	60	12.0	32	0
K. Britt	4	38	9.5	12	0	D. Baldwin	3	43	14.3	38	0
J. Cook	3	37	12.3	20	0	M. Lynch	3	36	12.0	14	0
T. Mason	3	29	9.7	12	0	K. Norwood	2	34	17.0	31	0
Z. Stacy	3	17	5.7	6	0	L. Willson	2	32	16.0	28	0
C. Givens	2	18	9.0	12	0	T. Moeaki	1	21	21.0	21	0
T. Austin	2	13	6.5	7	0	R. Turbin	1	13	13.0	13	0
S. Bailey	1	17	17.0	17	0						
L. Kendricks	1	17	17.0	17	0						
TOTAL	26	243	9.3	20	0	TOTAL	17	239	14.1	38	0

	St. Louis	Seattle
Total First Downs	15	16
Third Down Eff.	3-12-25%	7-15-47%
Total Net Yards	245	354
Total Off. Plays	60	62
Avg. per Play	4.1	5.7
Net Yards Rushing	42	132
Total Rushing Plays	19	34
Net Yards Passing	203	222
Times Sacked/Yards Lost	4/40	3/17
Pass Atts-Comps-Ints	37-26-2	25-17-1
Punts-No. and Avg.	5-49.4	3-40.3
Penalties-No. and Yards	6-45	2-20
Fumbles-No. and Lost	2-1	3-1
Touchdowns	0	2
Field Goals Made-Att	2-2	2-2
Time of Possession	28:49	31:11

St. Louis	T	S	A	QB	Yds.	Int.	Yds.	PD	FF	FR
J. Laurinaitis	9	4	5	0.0	0.0	0	0	0	0	0
A. Ogletree	8	3	5	0.0	0.0	0	0	0	1	0
T. McDonald	7	3	4	0.0	0.0	0	0	0	0	1
A. Donald	7	2	5	1.0	9.0	0	0	0	1	0
R. McLeod	6	3	3	0.0	0.0	0	0	0	0	0
Additional Stats: Sacks: L. Joyner 1.0, M. Barron 1.0. INT: M. Roberson 1.										
Seattle	T	S	A	QB	Yds.	Int.	Yds.	PD	FF	FR
E. Thomas	12	11	1	0.0	0.0	0	0	0	1	0
B. Wagner	10	5	5	0.0	0.0	0	0	1	0	0
K. Chancellor	7	4	3	0.0	0.0	0	0	1	0	0
K. Wright	7	4	3	0.0	0.0	0	0	0	0	0
B. Irvin	5	3	2	1.0	10.0	1	49t	1	1	0
Additional Stats: Sacks: O. Schofield 1.0, K. Williams 1.0, C. Avril 0.5, J. Hill 0.5. INT: J. Hill 1.										

The Last Time

OVERTIME GAME

Seattle 26, vs. Denver 20

9/21/14

OVERTIME WIN

BY SEAHAWKS: Seattle 26, vs. Denver 20

9/21/14

BY OPPONENTS: at Arizona 23, Seattle 20

1/1/12

500 TOTAL YARDS

BY SEAHAWKS: 596, at Arizona

12/21/14

BY OPPONENTS: 503, vs. Kansas City

11/28/10

400 TOTAL YARDS

BY SEAHAWKS: 596, at Arizona

12/21/14

BY OPPONENTS: 401, vs. Dallas

10/12/14

300 YARDS RUSHING (TEAM)

BY SEAHAWKS: 350, vs. New York Giants

11/9/14

BY OPPONENTS: 356, vs. LA Raiders

11/30/87

200 YARDS RUSHING (TEAM)

BY SEAHAWKS: 267, at Arizona

12/21/14

BY OPPONENTS: 205, vs. Tampa Bay

11/3/13

400 NET YARDS PASSING (TEAM)

BY SEAHAWKS: 428, at San Diego

12/29/02

BY OPPONENTS: 429, vs. San Diego

9/26/10

300 NET YARDS PASSING (TEAM)

BY SEAHAWKS: 329, at Arizona

12/21/14

BY OPPONENTS: 325, at Houston

9/29/13

50 OR MORE POINTS SCORED

BY SEAHAWKS: 50, at Buffalo (in Toronto)

12/16/12

BY OPPONENTS: 51, at Dallas

11/27/80

40 OR MORE POINTS SCORED

BY SEAHAWKS: 41, vs. Minnesota

11/17/13

BY OPPONENTS: 40, at San Francisco

12/12/10

30 OR MORE POINTS SCORED

BY SEAHAWKS: 35, at Arizona

12/21/14

BY OPPONENTS: 30, vs. Dallas

10/12/14

SHUTOUT

BY SEAHAWKS: 23-0, at New York Giants

12/15/13

BY OPPONENTS: 24-0, at Pittsburgh

9/18/11

TWO 100-YARD RUSHERS IN SAME GAME

BY SEAHAWKS: vs. New York Giants

11/9/14

M. Lynch 21-140, R. Wilson 14-107

BY OPPONENTS: at Philadelphia

12/12/76

Tom Sullivan 121, Mike Hogan 104

TWO 100-YARD RECEIVERS IN SAME GAME

BY SEAHAWKS: at Arizona

12/21/14

L. Willson 3-139, D. Baldwin 7-113

BY OPPONENTS: vs. Arizona

11/16/08

A. Boldin 13-186, L. Fitzgerald 10-151

200 YARDS RUSHING

BY SEAHAWKS: 201, S. Alexander vs. GB

11/27/06

BY OPPONENTS: 207, F. Gore at San Francisco

9/20/09

100 YARDS RUSHING

BY SEAHAWKS: 113, M. Lynch at Arizona

12/21/14

BY OPPONENTS: 159, J. Charles at Kansas City

11/16/14

30+ CARRIES

BY SEAHAWKS: 32, M. Lynch vs. Baltimore

11/13/11

BY OPPONENTS: 33, M. Hardesty at Cleveland

10/23/11

400 YARDS PASSING

BY SEAHAWKS: 414, M. Hasselbeck vs. Dallas

12/6/04

BY OPPONENTS: 420, E. Manning at NYG

10/9/11

300 YARDS PASSING

BY SEAHAWKS: 339, R. Wilson at Arizona

12/21/14

BY OPPONENTS: 303, P. Manning vs. Denver

9/21/14

200 YARDS RECEIVING

BY SEAHAWKS: 261, S. Largent at Detroit

10/18/87

BY OPPONENTS: 243, Wes Chandler vs. SD

9/15/85

100 YARDS RECEIVING

BY SEAHAWKS: 3-139, L. Willson at Arizona

12/21/14

7-113, D. Baldwin at Arizona

12/21/14

BY OPPONENTS: 7-108, O. Beckham vs. NYG

11/9/14

10 RECEPTIONS

BY SEAHAWKS: 11-145, M. Williams at Arizona

11/14/10

BY OPPONENTS: 11-149, E. Sanders vs. Denver

9/21/14

100 YD RUSHER, 300 YD PASSER, 100 YD RECEIVER

BY SEAHAWKS: at Arizona

12/21/14

339 (pass) R. Wilson, 113 (rush) M. Lynch,

113 (rec) D. Baldwin, 139 (rec) L. Willson

BY OPPONENTS: at Houston

9/29/13

355 (pass) M. Schaub, 27-102 (rush) A. Foster,

9-110 (rec) A. Johnson

100 YD RUSHER, 100 YD RECEIVER

BY SEAHAWKS: at Arizona

12/21/14

10-113 (rush) Lynch, 3-139 (rec) Willson, 7-113 (rec) Baldwin

BY OPPONENTS: at Houston

9/29/13

27-102 (rush) A. Foster, 9-110 (rec) A. Johnson

TWO 100 YD RECEIVERS, 300 YD PASSER

BY SEAHAWKS: at Arizona

12/21/14

3-139 (rec) Willson, 7-113 (rec) Baldwin, 339 (pass) Wilson

BY OPPONENTS: vs. Arizona

11/16/08

186 (rec) Boldin, 151 (rec) Fitzgerald, 395 (pass) Warner

100 YD RUSHER, 300 YD PASSER, TWO 100 YD RECEIVERS

BY SEAHAWKS: at Arizona

12/21/14

113 (rush) M. Lynch, 339 (pass) R. Wilson

139 (rec) L. Willson, 113 (rec) D. Baldwin

BY OPPONENTS: at Kansas City

10/29/06

312 (pass) D. Huard, 39-155 (rush) L. Johnson,

6-132 (rec) E. Kennison, 6-116 (rec) T. Gonzalez

FOUR TOUCHDOWNS RUSHING

BY SEAHAWKS: M. Lynch vs. New York Giants

11/9/14

BY OPPONENTS: J. Lewis at Cleveland

11/4/07

THREE TOUCHDOWNS RUSHING

BY SEAHAWKS: M. Lynch (4) vs. New York Giants

11/9/14

BY OPPONENTS: J. Lewis (4) at Cleveland

11/4/07

TWO TOUCHDOWNS RUSHING

BY SEAHAWKS: M. Lynch at Arizona

12/21/14

BY OPPONENTS: J. Charles at Kansas City

11/16/14

FIVE TOUCHDOWN PASSES

BY SEAHAWKS: M. Hasselbeck vs. N.Y. Giants

9/24/06

BY OPPONENTS: J. Freeman at Tampa Bay

12/26/10

FOUR TOUCHDOWN PASSES

BY SEAHAWKS: R. Wilson vs. Jacksonville

9/22/13

BY OPPONENTS: J. Freeman (5) at Tampa Bay

12/26/10

THREE TOUCHDOWN PASSES

BY SEAHAWKS: R. Wilson vs. New Orleans

12/2/13

BY OPPONENTS: P. Rivers at San Diego

9/14/14

FOUR TOUCHDOWN RECEPTIONS

BY SEAHAWKS: Daryl Turner at San Diego

9/15/85

BY OPPONENTS: M. Robinson at Baltimore

11/23/03

The Last Time Continued...

THREE TOUCHDOWN RECEPTIONS

BY SEAHAWKS: J. Galloway vs. Oakland 10/26/97
BY OPPONENTS: A. Gates at San Diego 9/14/14

TWO TOUCHDOWN RECEPTIONS

BY SEAHAWKS: L. Willson at Arizona 12/21/14
BY OPPONENTS: M. Rivera vs. Oakland 11/2/14

PLAYER LED IN BOTH RUSHING AND RECEIVING YDS

BY SEAHAWKS: M. Lynch vs. Oakland 11/2/14
67 (rushing), 76 (receiving)
BY OPPONENTS: D. McFadden vs. Oakland 11/2/14
20 (rushing), 47 (receiving)

FIVE FIELD GOALS

BY SEAHAWKS: S. Hauschka vs. Baltimore 11/13/11
BY OPPONENTS: J. Carney vs. San Diego 9/21/97

FOUR FIELD GOALS

BY SEAHAWKS: S. Hauschka at San Francisco 11/27/14
BY OPPONENTS: P. Dawson at San Francisco 12/8/13

THREE FIELD GOALS

BY SEAHAWKS: S. Hauschka (4) at San Fran. 11/27/14
BY OPPONENTS: G. Gano at Carolina 10/26/14

TWO 50-YARD FIELD GOALS

BY SEAHAWKS: J. Brown at Atlanta 12/30/07
BY OPPONENTS: G. Zuerlein at StL (58 & 60) 9/30/12

SAFETY

BY SEAHAWKS: T. McDaniel, tackle vs. GB 9/4/14
BY OPPONENTS: N.Irving, T.Ward, tackle vs. Den 9/21/14

KICKOFF RETURN TOUCHDOWN

BY SEAHAWKS: L. Washington at Miami, 98 yds. 11/25/12
BY OPPONENTS: T. Ginn at SF, 102 yards 9/11/11

PUNT RETURN TOUCHDOWN

BY SEAHAWKS: N. Burleson at Clev, 94 yards 11/4/07
BY OPPONENTS: S. Bailey, at St. Louis, 90 yards 10/19/14

INTERCEPTION RETURN TOUCHDOWN

BY SEAHAWKS: B. Irvin vs. St. Louis, 49 yards 12/28/14
BY OPPONENTS: C. Munnerlyn at Car, 33 yards 10/7/12

FUMBLE RETURN TOUCHDOWN

BY SEAHAWKS: M. Bennett vs. N.O., 22 yards 12/2/13
BY OPPONENTS: J. McCourty vs. TEN, 77 yards 10/13/13

BLOCKED PUNT RETURN TOUCHDOWN

BY SEAHAWKS: M. Morgan vs. Dallas, 25 yards 10/12/14
BY OPPONENTS: B. Butler vs. Oakland, 0 yds. 11/2/14

BLOCKED FIELD GOAL RETURN TOUCHDOWN

BY SEAHAWKS: R. Sherman vs. SF, 90 yards 12/23/12
BY OPPONENTS: D. Howell at IND, 61 yds. 10/6/13

FOUR INTERCEPTIONS

BY SEAHAWKS: None
BY OPPONENTS: Deron Cherry vs. Kansas City 9/29/85

THREE INTERCEPTIONS

BY SEAHAWKS: M. Trufant vs. Arizona 12/9/07
BY OPPONENTS: Deron Cherry (4) vs. Kansas City 9/29/85

TWO INTERCEPTIONS

BY SEAHAWKS: R. Sherman at San Francisco 11/27/14
BY OPPONENTS: A. Bigby at Green Bay 12/27/09

FOUR SACKS

BY SEAHAWKS: C. Clemons vs. Green Bay 9/24/12
BY OPPONENTS: L. O'Neal vs. San Diego 10/22/95

THREE SACKS

BY SEAHAWKS: C. Clemons (4) vs. Green Bay 9/24/12
BY OPPONENTS: C. Campbell vs. Arizona 11/23/14

10+ PUNTS

BY SEAHAWKS: 10, J. Ryan at Chicago 10/17/10
BY OPPONENTS: 10, D. Jones at St. Louis 11/20/11

PUNT BLOCKED

BY SEAHAWKS: D. Shead vs. Arizona 11/23/14
BY OPPONENTS: D. Autry vs. Oakland 11/2/14

FIELD GOAL BLOCKED

BY SEAHAWKS: R. Bryant vs. San Francisco 12/23/12
BY OPPONENTS: T. Kelly vs. Arizona 11/23/14

PAT BLOCKED

BY SEAHAWKS: R. Bryant vs. Washington 11/27/11
BY OPPONENTS: M. Dareus at Buffalo (in Toronto) 12/16/12

PAT MISSED

BY SEAHAWKS: S. Hauschka at Buffalo (in Tor.), Blocked 12/16/12
BY OPPONENTS: (Kick blocked) vs. Washington 11/27/11

FAKE PAT KICK

BY SEAHAWKS: Feagles vs. Oakland, no good 12/16/00
BY OPPONENTS: None

FAKE PUNT

BY SEAHAWKS: at Buffalo (in Toronto), successful 12/16/12
BY OPPONENTS: at St. Louis, successful 10/19/14

FAKE FIELD GOAL

BY SEAHAWKS: at Washington, successful 10/6/14
BY OPPONENTS: at St. Louis, successful 9/30/12

ON-SIDE KICK

BY SEAHAWKS: vs. St. Louis, unsuccessful 12/30/12
BY OPPONENTS: vs. Oakland, unsuccessful 11/2/14

TWO POINT CONVERSION

BY SEAHAWKS: at St. Louis, unsuccessful 10/19/14
BY OPPONENTS: vs. Denver, successful 9/21/14

Seahawks Game-by-Game

	9/4	9/14	9/21	10/6	10/12	10/19	10/26	11/2	11/9	11/16	11/23	11/27	12/7	12/14	12/21	12/28
	GB	at SD	Den	at Was	Dallas	at StL	at Car	Oak	NYG	at KC	Ariz	at SF	at Phi	SF	Ariz	StL
Points	36	21	26	27	23	26	13	30	38	20	19	19	24	17	35	20
1 Qtr	3	7	3	7	10	3	0	14	7	0	3	7	0	3	0	0
2 Qtr	14	7	14	10	0	3	3	10	7	13	6	6	10	0	14	0
3 Qtr	5	7	0	0	10	7	3	0	3	7	10	3	14	7	0	6
4 Qtr	14	0	3	10	3	13	7	6	21	0	0	3	0	7	21	14
OT	-	-	6	-	-	-	-	-	-	-	-	-	-	-	-	-
First Down	25	14	26	20	9	25	19	21	27	25	16	16	28	18	23	16
Rush	13	4	8	10	3	9	8	8	19	14	6	5	10	10	10	7
Pass	8	9	16	8	5	16	9	9	8	10	10	10	15	5	13	9
Penalty	4	1	2	2	1	0	2	4	0	1	0	1	3	3	0	0
3rd Down Eff	4/11	3/8	7/17	5/14	5/13	6/12	4/11	7/18	7/12	5/12	5/13	5/14	7/16	8/14	5/12	7/15
Percent	36%	38%	41%	36%	38%	50%	36%	39%	58%	42%	38%	36%	44%	57%	42%	47%
4th Down Eff	1/1	0/1	0/0	1/1	0/1	0/0	0/0	0/0	1/1	0/3	0/0	0/1	0/1	0/0	0/0	0/1
Percent	100%	0%	-	100%	0%	-	-	-	100%	0%	-	0%	0%	-	-	0%
Total Net Yds	398	288	384	403	206	463	310	326	510	372	293	379	440	290	596	354
Plays	66	40	75	63	48	68	59	74	64	71	58	60	85	61	67	62
Avg	6.0	7.2	5.1	6.4	4.3	6.8	5.3	4.4	8.0	5.2	5.1	6.3	5.2	4.8	8.9	5.7
Net Yds Rush	207	108	129	225	80	171	119	149	350	204	124	157	188	152	267	132
Plays	37	13	37	36	18	29	26	38	45	37	29	34	46	32	34	34
Avg	5.6	8.3	3.5	6.3	4.4	5.9	4.6	3.9	7.8	5.5	4.3	4.6	4.1	4.8	7.9	3.9
Net Yds Pass	191	180	255	178	126	292	191	177	160	168	169	222	252	138	329	222
Sack/loss	1/0	2/22	3/20	3/23	2/0	3/21	1/8	1/2	2/12	2/10	7/42	4/14	2/11	5/30	1/10	3/17
Gross Yds	191	202	275	201	126	313	199	179	172	178	211	236	263	168	339	239
Att/Comp	28/19	25/17	35/25	24/18	28/14	36/23	32/20	35/17	17/10	32/20	22/17	22/15	37/22	24/12	21/32	25/17
Int	0	0	1	0	1	0	1	0	2	0	0	0	0	1	0	1
Avg	6.6	6.7	6.7	6.6	4.2	7.5	5.8	4.9	8.4	4.9	5.8	8.5	6.5	4.8	10.0	7.9
Punts/Avg	2/33.0	4/53.3	6/50.2	6/43.3	4/41.8	4/42.3	3/40.0	6/35.2	1/46.0	2/51.5	3/50.0	4/44.5	6/37.8	4/48.0	4/41.0	3/40.3
Blocked	0	0	0	0	0	0	0	1	0	0	0	0	0	0	0	0
Punt Ret/Yds	2/3	0/0	5/36	5/54	0/0	2/19	1/0	3/37	2/1	1/10	2/32	4/29	3/5	3/19	1/0	2/7
Kickoff Ret/Yds	3/60	6/94	1/13	3/37	5/142	0/0	2/73	2/64	1/28	5/79	1/20	1/23	3/53	1/12	1/27	2/52
Int Ret/Yds	1/21	0/0	1/52	0/0	0/0	0/0	1/24	2/57	1/47	0/0	1/2	2/6	1/0	0/0	1/53	2/57
Penalties/Yds	4/69	8/53	7/34	13/90	9/58	10/86	7/41	9/65	6/50	8/50	7/74	14/105	8/67	7/50	11/97	2/20
Fumbles/Lost	2/1	2/1	0/0	2/0	1/0	0/0	2/1	0/0	3/1	1/0	0/0	3/0	2/2	0/0	1/0	3/1
Touchdowns	4	3	3	3	2	3	1	3	5	2	1	1	3	2	5	2
Rush	2	1	1	1	1	1	0	2	5	0	0	0	1	1	3	1
Pass	2	2	2	2	0	2	1	0	0	2	1	1	2	1	2	0
Returns	0	0	0	0	1	0	0	0	0	0	0	0	0	0	0	0
Defense	0	0	0	0	0	0	0	1	0	0	0	0	0	0	0	1
Safeties	1	0	0	0	0	0	0	0	0	0	0	0	0	0	0	0
1 Pt PAT/Att	4/4	3/3	2/2	3/3	2/2	2/2	1/1	3/3	5/5	2/2	1/1	1/1	3/3	2/2	5/5	2/2
2 Pt PAT/Att	0/0	0/0	0/0	0/0	0/0	0/1	0/0	0/0	0/0	0/0	0/0	0/0	0/0	0/0	0/0	0/0
FG/Att	2/2	0/0	2/3	2/2	3/3	2/2	2/2	3/4	1/1	2/2	4/5	4/4	1/1	1/1	0/3	2/2
Time of Poss	33:20	17:45	38:04	34:56	22:21	32:24	29:00	35:06	33:12	35:57	35:27	35:19	41:56	28:58	33:03	31:11
Take/Give Ratio	1/1	0/1	2/1	0/0	2/1	0/0	2/2	3/0	2/3	2/0	1/0	3/0	2/2	0/1	1/0	3/2
Avg Drive Start	Sea34	Sea23	Sea28	Sea35	Sea35	Sea21	Sea34	Sea33	Sea32	Sea29	Sea38	Sea33	Sea28	Sea29	Sea26	Sea28

Opponent Game-by-Game

	9/4	9/14	9/21	10/6	10/12	10/19	10/26	11/2	11/9	11/16	11/23	11/27	12/7	12/14	12/21	12/28
	GB	at SD	Den	at Was	Dallas	at StL	at Car	Oak	NYG	at KC	Ariz	at SF	at Phi	SF	Ariz	StL
Points	16	30	20	17	30	28	9	24	17	24	3	3	14	7	6	6
1 Qtr	7	3	3	0	7	7	3	3	7	7	0	0	7	0	0	3
2 Qtr	3	17	0	7	10	14	3	0	10	7	3	0	0	7	3	3
3 Qtr	0	7	0	3	3	0	0	14	0	3	0	3	7	0	3	0
4 Qtr	6	3	17	7	10	7	3	7	0	7	0	0	0	0	0	0
OT	-	-	0	-	-	-	-	0	-	-	-	-	-	-	-	-
First Down	19	26	20	14	23	18	17	17	20	20	12	16	9	14	17	15
Rush	4	7	1	1	6	6	9	2	2	14	2	3	3	7	1	2
Pass	13	17	18	12	13	10	7	13	15	4	8	8	5	7	12	13
Penalty	2	2	1	1	4	2	1	2	3	2	2	5	1	0	4	0
3rd Down Eff	6/12	10/17	6/16	3/12	10/17	4/9	2/10	5/15	6/12	2/6	3/12	4/11	2/11	6/15	3/15	3/12
Percent	50%	59%	38%	25%	59%	44%	20%	33%	50%	33%	25%	36%	18%	40%	20%	25%
4th Down Eff	0/1	0/0	0/0	0/0	0/0	1/1	1/2	2/2	0/1	0/0	0/0	0/0	1/1	2/4	1/1	0/1
Percent	0%	-	-	-	-	100%	50%	100%	0%	-	-	-	100%	50%	100%	0%
Total Net Yds	255	377	332	307	401	275	266	226	324	298	204	164	139	245	216	245
Plays	57	75	70	54	70	48	56	60	63	46	49	51	45	57	64	60
Avg	4.5	5.0	4.7	5.7	5.7	5.6	4.8	3.8	5.1	6.5	4.2	3.2	3.1	4.3	3.4	4.1
Net Yds Rush	80	101	36	32	162	102	114	37	54	190	64	64	57	140	29	42
Plays	21	37	20	17	37	27	31	18	17	30	20	18	22	32	15	19
Avg	3.8	2.7	1.8	1.9	4.4	3.8	3.7	2.1	3.2	6.3	3.2	3.6	2.6	4.4	1.9	2.2
Net Yds Pass	175	276	296	275	239	173	152	189	270	108	140	100	82	105	187	203
Sack/loss	3/14	1/8	1/7	1/8	1/11	0/0	3/19	1/5	2/13	0/0	3/9	4/21	3/14	6/36	4/29	4/40
Gross Yds	189	284	303	283	250	173	171	194	283	108	149	121	96	141	216	243
Att/Comp	33/23	37/28	49/31	36/21	32/21	21/18	22/12	41/24	44/29	16/11	26/14	29/16	20/10	19/11	45/18	37/26
Int	1	0	1	0	0	0	1	2	1	0	1	2	1	0	1	2
Avg	4.9	7.3	5.9	7.4	7.2	7.7	6.1	4.5	5.9	6.8	4.8	3.9	3.6	4.2	3.8	5.0
Punts/Avg	4/38.3	3/41.3	8/47.3	8/49.9	3/21.7	3/51.0	2/39.0	6/52.3	5/38.6	2/52.0	7/31.9	5/47.6	8/43.9	5/43.4	9/43.7	5/49.4
Blocked	0	0	0	0	1	0	0	0	0	0	1	0	0	0	0	0
Punt Ret/Yds	0/0	1/6	2/15	0/0	2/0	2/89	1/0	3/52	0/0	1/9	0/0	2/12	1/0	2/12	0/0	0/0
Kickoff Ret/Yds	4/89	1/0	1/22	1/5	3/70	4/112	3/99	269	2/33	3/95	2/45	3/62	4/104	4/90	3/60	3/80
Int Ret/Yds	0/0	0/0	1/15	0/0	1/0	0/0	1/27	0/0	2/7	0/0	0/0	0/0	0/0	1/73	0/0	1/18
Penalties/Yds	8/65	6/53	4/27	3/30	6/46	2/20	4/20	5/69	4/35	3/6	3/25	3/20	4/69	8/78	1/5	6/45
Fumbles/Lost	1/0	3/0	1/1	1/0	2/2	1/0	4/1	3/1	1/1	3/2	2/0	1/1	2/1	0/0	1/0	2/1
Touchdowns	2	3	2	2	3	4	0	3	2	3	0	0	2	1	0	0
Rush	1	0	0	0	1	1	0	0	1	3	0	0	0	1	0	0
Pass	1	3	2	2	2	2	0	2	1	0	0	0	2	0	0	0
Returns	0	0	0	0	0	1	0	1	0	0	0	0	0	0	0	0
Defense	0	0	0	0	0	0	0	0	0	0	0	0	0	0	0	0
Safeties	0	0	1	0	0	0	0	0	0	0	0	0	0	0	0	0
1 Pt PAT/Att	1/1	3/3	1/1	2/2	3/3	4/4	0/0	3/3	2/2	3/3	0/0	0/0	3/3	1/1	0/0	0/0
2 Pt PAT/Att	0/1	0/0	1/1	0/0	0/0	0/0	0/0	0/0	0/0	0/0	0/0	0/0	0/0	0/0	0/0	0/0
FG/Att	1/1	3/3	1/1	1/1	3/3	0/1	3/3	1/2	1/1	1/1	1/2	1/1	0/0	0/0	2/2	2/2
Time of Poss	26:40	42:15	27:42	25:04	37:39	27:36	31:00	24.:53	26:48	24:03	24:33	24:41	18:04	31:02	26:57	28:49
Take/Give Ratio	1/1	1/0	1/2	0/0	1/2	0/0	2/2	0/3	3/2	0/2	0/1	0/2	2/2	1/0	0/1	2/3
Avg Drive Start	GB22	SD37	Den24	Was17	Dal26	StL29	Car27	Oak28	NYG27	KC32	Ari20	SF20	Phi29	SF18	Ari25	StL31

Drive Chart

Seahawks Drives Ended By...

Date	Teams	Drives	3/Out	TD	FG	FGA	Pnt	Dwn	Trn	Saf	Clk	Points	Pts/Drv	Eff
9/4	Seattle	10	2	4	2	2	2	0	0	0	2	34	3.4	0.600
	Green Bay	10	3	2	1	1	4	1	1	1	0	16	1.6	0.300
9/14	Seattle	9	3	3	0	0	4	1	0	0	1	21	2.3	0.333
	at San Diego	10	2	3	3	3	3	0	0	0	1	30	3.0	0.600
9/21	Seattle	15	6	3	2	3	6	0	1	1	1	26	1.7	0.333
	Denver	14	5	2	1	1	8	0	2	0	1	18	1.3	0.214
10/6	Seattle	12	4	3	2	2	6	0	0	0	1	27	2.3	0.417
	at Washington	12	5	2	1	1	8	0	0	0	1	17	1.4	0.250
10/12	Seattle	11	4	1	3	3	4	1	1	0	1	16	1.5	0.364
	Dallas	11	3	3	3	3	3	0	1	0	1	30	2.7	0.545
10/19	Seattle	9	1	3	2	2	4	0	0	0	0	26	2.9	0.556
	at St. Louis	9	3	3	0	1	3	0	0	0	2	21	2.3	0.333
10/26	Seattle	9	3	1	2	2	3	0	2	0	1	13	1.4	0.333
	at Carolina	9	3	0	3	3	2	1	2	0	1	9	1.0	0.333
11/2	Seattle	13	6	2	3	4	6	0	0	0	1	23	1.8	0.385
	Oakland	12	5	2	1	2	6	0	2	0	0	17	1.4	0.250
11/9	Seattle	11	1	5	1	1	1	0	3	0	1	38	3.5	0.545
	N.Y. Giants	11	2	2	1	1	5	1	2	0	0	17	1.5	0.273
11/16	Seattle	9	2	2	2	2	2	3	0	0	0	20	2.2	0.444
	at Kansas City	9	5	3	1	1	2	0	2	0	1	24	2.7	0.444
11/23	Seattle	11	4	1	4	5	3	0	0	0	2	19	1.7	0.455
	Arizona	10	4	0	1	2	7	0	1	0	0	3	0.3	0.100
11/27	Seattle	10	4	1	4	4	4	1	0	0	0	19	1.9	0.500
	at San Fran	10	3	0	1	1	5	0	2	0	2	3	0.3	0.100
12/7	Seattle	13	3	3	1	1	6	0	2	0	1	24	1.8	0.308
	at Philadelphia	12	6	2	0	0	8	0	2	0	0	14	1.2	0.167
12/14	Seattle	9	1	2	1	1	4	0	1	0	1	17	1.9	0.333
	San Francisco	8	3	1	0	0	5	2	0	0	0	7	0.9	0.125
12/21	Seattle	13	2	5	0	3	4	0	0	0	1	35	2.7	0.385
	at Arizona	13	4	0	2	2	9	0	1	0	1	6	0.5	0.154
12/28	Seattle	11	3	1	2	2	3	1	2	0	2	13	1.2	0.273
	St. Louis	11	5	0	2	2	5	1	3	0	0	6	0.5	0.182
Totals	Seahawks	175	49	40	31	37	62	7	12	1	16	371	2.1	0.406
	Opponents	171	61	25	21	24	83	6	21	1	11	238	1.4	0.269

Drive Breakdown

Seahawks Longest Drives

Most Plays

Date	Opponent	# of Plays	Net Yards	Time	Result
11/16/14	at Kansas City	16	90	9:00	Touchdown
11/09/14	vs. N.Y. Giants	15	85	8:25	Touchdown
09/04/14	vs. Green Bay	13	80	7:00	Touchdown
09/21/14	vs. Denver	13	80	5:46	Touchdown
10/26/14	at Carolina	13	77	4:41	Interception

Most Net Yards

Date	Opponent	Net Yards	# of Plays	Time	Result
10/19/14	at St. Louis	91	9	5:10	Touchdown
12/07/14	at Philadelphia	91	5	3:08	Touchdown
11/16/14	at Kansas City	90	16	9:00	Touchdown
11/09/14	vs. N.Y. Giants	85	15	8:25	Touchdown
10/19/14	at St. Louis	82	12	6:06	Touchdown

Longest Time of Possession

Date	Opponent	Time	Net Yards	# of Plays	Result
11/16/14	at Kansas City	9:00	90	16	Touchdown
11/09/14	vs. N.Y. Giants	8:25	85	15	Touchdown
10/06/14	at Washington	7:33	53	12	Touchdown
09/04/14	vs. Green Bay	7:00	80	13	Touchdown
11/27/14	at San Francisco	6:55	65	11	Field Goal

Opponents Longest Drives

Most Plays

Date	Team	# of Plays	Net Yards	Time	Result
11/16/14	at Kansas City	15	86	9:01	Touchdown
09/21/14	vs. Denver	15	75	7:06	Field Goal
11/23/14	vs. Arizona	15	74	5:14	Field Goal
10/12/14	vs. Dallas	15	71	9:45	Field Goal
12/14/14	vs. San Francisco	14	55	7:50	Downs
09/14/14	at San Diego	14	48	8:01	Field Goal

Most Net Yards

Date	Team	Net Yards	# of Plays	Time	Result
11/16/14	at Kansas City	86	15	9:01	Touchdown
12/14/14	vs. San Francisco	85	11	5:18	Touchdown
09/04/14	vs. Green Bay	82	10	5:24	Touchdown
10/06/14	at Washington	80	11	2:56	Touchdown
10/12/14	vs. Dallas	80	10	2:48	Touchdown

Longest Time of Possession

Date	Team	Time	Net Yards	# of Plays	Result
10/12/14	vs. Dallas	9:45	71	15	Field Goal
11/16/14	at Kansas City	9:01	86	15	Touchdown
09/14/14	at San Diego	8:01	48	14	Field Goal
12/14/14	vs. San Francisco	7:50	55	14	Downs
11/16/14	at Kansas City	7:21	67	12	Field Goal

Inside 20

Date	Teams	Scores/ Trips		FG/ Att	Points	Int	Fum	Downs	Clock
9/4	Seattle	5 / 5	3	2 / 2	27	0	0	0	0
	Green Bay	3 / 3	2	1 / 1	16	0	0	0	0
9/14	Seattle	2 / 2	2	0 / 0	14	0	0	0	0
	at San Diego	4 / 4	3	1 / 1	24	0	0	0	0
9/21	Seattle	4 / 4	2	2 / 2	19	0	0	0	0
	Denver	2 / 2	1	1 / 1	10	0	0	0	0
10/6	Seattle	5 / 5	3	2 / 2	27	0	0	0	0
	at Washington	2 / 2	1	1 / 1	10	0	0	0	0
10/12	Seattle	3 / 3	1	2 / 2	13	0	0	0	0
	Dallas	4 / 4	3	1 / 1	24	0	0	0	0
10/19	Seattle	5 / 5	3	2 / 2	26	0	0	0	0
	at St. Louis	3 / 3	3	0 / 0	21	0	0	0	0
10/26	Seattle	1 / 3	0	1 / 1	3	1	0	0	1
	at Carolina	2 / 3	0	2 / 2	6	0	1	0	0
11/2	Seattle	4 / 4	2	2 / 2	20	0	0	0	0
	Oakland	2 / 2	2	0 / 0	14	0	0	0	0
11/9	Seattle	6 / 7	5	1 / 1	38	0	0	0	1
	N.Y. Giants	2 / 2	2	0 / 0	14	0	0	0	0
11/16	Seattle	4 / 5	2	2 / 2	20	0	0	1	0
	at Kansas City	4 / 4	3	1 / 1	24	0	0	0	0
11/23	Seattle	3 / 5	1	2 / 3	13	0	0	0	1
	Arizona	1 / 1	0	1 / 1	3	0	0	0	0
11/27	Seattle	4 / 5	1	3 / 3	16	0	0	1	0
	at San Fran	1 / 1	0	1 / 1	3	0	0	0	0
12/7	Seattle	1 / 1	1	0 / 0	7	0	0	0	0
	at Philadelphia	1 / 1	1	0 / 0	7	0	0	0	0
12/14	Seattle	3 / 3	2	1 / 1	17	0	0	0	0
	San Francisco	1 / 1	1	0 / 0	7	0	0	0	0
12/21	Seattle	2 / 2	2	0 / 0	14	0	0	0	0
	at Arizona	2 / 2	0	2 / 2	6	0	0	0	0
12/28	Seattle	1 / 1	1	0 / 0	7	0	0	0	0
	St. Louis	1 / 2	0	1 / 1	3	0	1	0	0
Totals	Seahawks	53 / 60	31	22 / 23	281	1	0	2	3
	Opponents	35 / 37	22	13 / 13	192	0	2	0	0

Third Down Efficiency

Date	Teams	Yards to go...										Total	Pct.
		1	2	3	4	5	6	7	8	9	10+		
9/4	Seattle	2 / 2	0 / 2	1 / 2	0 / 0	0 / 1	0 / 1	0 / 0	0 / 0	0 / 1	1 / 2	4 / 11	36%
	Green Bay	0 / 0	1 / 1	0 / 0	1 / 2	1 / 3	1 / 1	0 / 0	1 / 1	0 / 0	1 / 4	6 / 12	50%
9/14	Seattle	1 / 1	0 / 0	0 / 0	0 / 0	2 / 3	0 / 0	0 / 0	0 / 1	0 / 0	0 / 3	3 / 8	38%
	at San Diego	2 / 2	3 / 3	0 / 0	0 / 0	1 / 1	0 / 0	0 / 2	3 / 5	1 / 3	0 / 1	10 / 17	59%
9/21	Seattle	2 / 3	1 / 1	2 / 2	1 / 2	0 / 1	1 / 1	0 / 2	0 / 1	0 / 1	0 / 3	7 / 17	41%
	Denver	0 / 1	2 / 3	0 / 1	0 / 0	1 / 3	1 / 1	1 / 1	0 / 0	0 / 1	1 / 5	6 / 16	38%
10/6	Seattle	2 / 3	0 / 0	0 / 2	1 / 1	1 / 3	0 / 0	0 / 1	0 / 0	1 / 2	0 / 2	5 / 14	36%
	at Washington	0 / 2	0 / 0	1 / 2	0 / 0	2 / 2	0 / 2	0 / 0	0 / 0	0 / 0	0 / 4	3 / 12	25%
10/12	Seattle	0 / 0	0 / 0	0 / 0	1 / 1	0 / 0	1 / 2	0 / 2	1 / 1	1 / 2	1 / 5	5 / 13	38%
	Dallas	1 / 1	1 / 1	2 / 3	0 / 1	2 / 2	0 / 1	0 / 1	1 / 1	0 / 1	3 / 5	10 / 17	59%
10/19	Seattle	0 / 0	0 / 0	1 / 1	0 / 0	2 / 3	0 / 1	0 / 0	0 / 0	1 / 1	2 / 6	6 / 12	50%
	at St. Louis	1 / 2	1 / 1	1 / 2	0 / 0	0 / 1	1 / 1	0 / 1	0 / 0	0 / 0	0 / 1	4 / 9	44%
10/26	Seattle	1 / 2	0 / 0	0 / 0	1 / 2	0 / 0	0 / 1	0 / 1	1 / 1	0 / 0	1 / 4	4 / 11	36%
	at Carolina	1 / 3	0 / 0	0 / 0	0 / 0	0 / 0	0 / 0	0 / 1	0 / 1	0 / 0	1 / 5	2 / 10	20%
11/2	Seattle	1 / 1	2 / 2	0 / 0	0 / 0	2 / 2	0 / 0	0 / 2	1 / 4	0 / 0	1 / 7	7 / 18	39%
	Oakland	1 / 1	1 / 1	1 / 2	0 / 0	0 / 3	1 / 1	0 / 1	1 / 1	0 / 1	0 / 4	5 / 15	33%
11/9	Seattle	1 / 1	3 / 3	0 / 0	1 / 2	0 / 2	0 / 1	1 / 1	1 / 1	0 / 0	0 / 1	7 / 12	58%
	N.Y. Giants	0 / 0	0 / 0	1 / 1	3 / 3	1 / 1	0 / 1	0 / 0	0 / 0	0 / 1	1 / 5	6 / 12	50%
11/16	Seattle	0 / 0	1 / 2	0 / 0	0 / 1	1 / 1	0 / 0	2 / 2	0 / 2	1 / 2	0 / 2	5 / 12	42%
	at Kansas City	2 / 4	0 / 0	0 / 0	0 / 0	0 / 1	0 / 0	0 / 0	0 / 0	0 / 0	0 / 1	2 / 6	33%
11/23	Seattle	2 / 2	0 / 0	0 / 0	0 / 1	1 / 2	0 / 0	0 / 1	0 / 0	0 / 1	2 / 6	5 / 13	38%
	Arizona	1 / 1	1 / 2	0 / 1	0 / 1	0 / 1	0 / 0	0 / 1	1 / 2	0 / 0	0 / 3	3 / 12	25%
11/27	Seattle	0 / 1	0 / 2	0 / 0	1 / 1	0 / 0	1 / 1	2 / 3	0 / 0	1 / 1	0 / 5	5 / 14	36%
	at San Fran	2 / 2	0 / 0	1 / 1	1 / 1	0 / 1	0 / 1	0 / 0	0 / 2	0 / 0	0 / 3	4 / 11	36%
12/7	Seattle	2 / 2	1 / 1	0 / 0	0 / 0	0 / 3	1 / 1	0 / 1	0 / 0	0 / 1	3 / 7	7 / 16	44%
	at Philadelphia	0 / 0	2 / 2	0 / 2	0 / 0	0 / 0	0 / 2	0 / 0	0 / 0	0 / 1	0 / 4	2 / 11	18%
12/14	Seattle	5 / 5	1 / 1	0 / 1	0 / 0	0 / 0	1 / 2	0 / 0	0 / 0	0 / 1	1 / 4	8 / 14	57%
	San Francisco	0 / 2	0 / 1	2 / 2	0 / 0	2 / 2	0 / 0	0 / 0	1 / 1	0 / 2	1 / 5	6 / 15	40%
12/21	Seattle	1 / 1	0 / 0	1 / 1	0 / 2	0 / 0	0 / 0	0 / 0	2 / 3	0 / 0	1 / 5	5 / 12	42%
	at Arizona	0 / 2	0 / 0	1 / 1	1 / 2	0 / 0	0 / 0	0 / 0	0 / 1	0 / 2	1 / 7	3 / 15	20%
12/28	Seattle	2 / 3	2 / 2	0 / 0	1 / 2	0 / 0	0 / 0	1 / 2	0 / 3	1 / 1	0 / 2	7 / 15	47%
	St. Louis	0 / 0	0 / 0	0 / 0	2 / 3	0 / 0	1 / 2	0 / 0	0 / 0	0 / 0	0 / 7	3 / 12	25%
Totals Seahawks		22 / 27	11 / 16	5 / 9	7 / 15	9 / 21	5 / 11	6 / 18	6 / 17	6 / 14	13 / 64	90 / 212	42%
Opponents		11 / 23	12 / 15	10 / 18	8 / 13	10 / 21	5 / 13	1 / 8	8 / 15	1 / 12	9 / 64	75 / 202	37%

Passer Ratings

Date	Teams	Attempts	Completions	Pct.	Yards	TD	INT	Rating
9/4	Seattle	28	19	68%	191	2	0	110.9
	Green Bay	33	23	70%	189	1	1	81.5
9/14	Seattle	25	17	68%	202	2	0	119.1
	at San Diego	37	28	76%	284	3	0	124.2
9/21	Seattle	35	25	71%	275	2	1	101.5
	Denver	49	31	63%	303	2	1	85.7
10/6	Seattle	24	18	75%	201	2	0	127.3
	at Washington	36	21	58%	283	2	0	102.0
10/12	Seattle	28	14	50%	126	0	1	47.6
	Dallas	32	21	66%	250	2	0	110.2
10/19	Seattle	36	23	64%	313	2	0	110.1
	at St. Louis	21	18	86%	173	2	0	132.7
10/26	Seattle	32	20	63%	199	1	1	77.5
	at Carolina	22	12	55%	171	0	1	61.0
11/2	Seattle	35	17	49%	179	0	0	63.9
	Oakland	41	24	59%	194	2	2	66.5
11/9	Seattle	17	10	59%	172	0	2	53.7
	N.Y. Giants	44	29	66%	283	1	1	81.9
11/16	Seattle	32	20	63%	178	2	0	98.2
	at Kansas City	16	11	69%	108	0	0	87.5
11/23	Seattle	22	17	77%	211	1	0	121.6
	Arizona	26	14	54%	149	0	1	54.8
11/27	Seattle	22	15	68%	236	1	0	118.8
	at San Fran	29	16	55%	121	0	2	36.7
12/7	Seattle	37	22	59%	263	2	0	99.3
	at Philadelphia	20	10	50%	96	2	1	76.3
12/14	Seattle	24	12	50%	168	1	1	69.4
	San Francisco	19	11	58%	141	0	0	81.3
12/21	Seattle	32	21	66%	339	2	0	121.7
	at Arizona	45	18	40%	216	0	1	46.2
12/28	Seattle	25	17	68%	239	0	1	81.9
	St. Louis	37	26	70%	243	0	2	65.5
Totals	Seahawks	454	287	63%	3492	20	7	95.1
	Opponents	507	313	62%	3204	17	13	80.4

Superlatives

Overall	12 / 4	When Leading at Halftime	8 / 0
Home	7 / 1	When Trailing at Halftime	4 / 4
Road	5 / 3	When Leading After 3 Quarters	10 / 1
		When Trailing After 3 Quarters	0 / 2
By Month		When Tied After 3 Quarters	2 / 1
September	2 / 1		
October	2 / 2	When Scoring...	
November	4 / 1	First	7 / 2
December	4 / 0	Less than 20	3 / 0
January	0 / 0	20+	9 / 4
Turf		When Outrushing Opponents	12 / 3
Artificial	7 / 2		
Natural	5 / 2	When + in Time of Possession	10 / 2
		When - in Time of Possession	2 / 2
Indoors	1 / 1	When = in Time of Possession	0 / 0
Vs. AFC	2 / 2	When + in Takeaway/Giveaway	6 / 2
North	0 / 0	When - in Takeaway/Giveaway	2 / 1
West	2 / 2	When = in Takeaway/Giveaway	4 / 1
East	0 / 0		
South	0 / 0	With a 100-Yard Rusher	5 / 2
		With a 100-Yard Receiver	1 / 1
Vs. NFC	10 / 2	With a 300-Yard Passer	1 / 1
North	1 / 0		
West	5 / 1	Versus a 100-Yard Rusher	0 / 2
East	3 / 1	Versus a 100-Yard Receiver	3 / 0
South	1 / 0	Versus a 300-Yard Passer	1 / 0

Weekly Team Rankings

NFL

Week	OFFENSE			DEFENSE		
	Total	Rush	Pass	Total	Rush	Pass
1	12	2	23	4	10	7
2	14T	4	25	11	9	18
3	14	4	23	8	5	20
4	14	3	26	6	5	19
5	12	1	30	5	1	22
6	20	2	31	9	6	19
7	15	2	29	8	6	15
8	18	2	30	5	6	10
9	15	2	30	4	4	6
10	10	1	31	3	4	8
11	11	1	30	3	7	3
12	13	1	30	1	6	3
13	13	1	29	1	5	3
14	11	1	29	1	3	1
15	11	1	31	1	5	1
16	9	1	29	1	3	1
17	9	1	27	1	3	1

NFC

Week	OFFENSE			DEFENSE		
	Total	Rush	Pass	Total	Rush	Pass
1	7	1	12	2	6	5
2	7	3	14	7	6	12
3	8	2	13	5	4	10
4	8	2	15	4	3	9
5	6	1	16	3	1	10
6	10	2	16	4	4	9
7	8	2	15	4	4	8
8	8	2	15	3	4	6
9	7	2	15	3	3	4
10	6	1	16	3	4	8
11	7	1	16	2	4	1
12	7	1	16	1	3	2
13	7	1	15	1	2	1
14	6	1	15	1	2	1
15	6	1	16	1	2	1
16	6	1	15	1	2	1
17	6	1	14	1	2	1

T = Tied for position

Italics = Bye week

Individual Highs

SCORING

POINTS		(non kicker)	
Seahawks:	24	M. Lynch vs. N.Y. Giants	11/9
Opponents:	18	A. Gates at San Diego	9/14

LONGEST TD			
Seahawks:	80	L. Willson (rec) at Arizona	12/21
Opponents:	90	S. Bailey (punt ret.), at St. Louis	10/19

RUSHING

ATTEMPTS			
Seahawks:	26	M. Lynch vs. Denver	9/21
Opponents:	29	D. Murray vs. Dallas	10/12

YARDS			
Seahawks:	140	M. Lynch vs. N.Y. Giants	11/9
Opponents:	159	J. Charles at Kansas City	11/16

LONGEST, NO TD			
Seahawks:	55	R. Wilson at Arizona	12/21
Opponents:	47	J. Charles at Kansas City	11/16

TOUCHDOWNS			
Seahawks:	4	M. Lynch vs. N.Y. Giants	11/9
Opponents:	2	J. Charles at Kansas City	11/16

LONGEST TD			
Seahawks:	79	M. Lynch at Arizona	12/21
Opponents:	16	J. Charles at Kansas City	11/16

PASSING

ATTEMPTS			
Seahawks:	37	R. Wilson at Philadelphia	12/7
Opponents:	49	P. Manning vs. Denver	9/21

COMPLETIONS			
Seahawks:	24	R. Wilson vs. Denver	9/21
Opponents:	31	P. Manning vs. Denver	9/21

YARDS			
Seahawks:	339	R. Wilson at Arizona	12/21
Opponents:	303	P. Manning vs. Denver	9/21

COMPLETION PCT.			
Seahawks:	77.3	R. Wilson vs. Arizona	11/23
Opponents:	85.0	A. Davis at St. Louis	10/19

LONGEST, NO TD			
Seahawks:	63	Russell Wilson at SF	11/27
Opponents:	57	K. Cousins at Washington	10/6

PASSER RATING			
Seahawks:	127.3	R. Wilson at Washington	10/6
Opponents:	132.3	A. Davis at St. Louis	10/21

TOUCHDOWNS			
Seahawks:	2	8 times (Last: R. Wilson at Ari)	12/21
Opponents:	3	P. Rivers at San Diego	9/14

LONGEST TD			
Seahawks:	80	R. Wilson at Arizona	12/21
Opponents:	60	K. Cousins at Washington	10/6

INTERCEPTIONS			
Seahawks:	2	R. Wilson vs. N.Y. Giants	11/9
Opponents:	2	3 times (Last: S. Hill vs. St. Louis)	12/28

RECEIVING

RECEPTIONS			
Seahawks:	7	4 times (Last: D. Baldwin at Ari)	12/21
Opponents:	11	E. Sanders vs. Denver	9/21

YARDS			
Seahawks:	139	L. Willson at Arizona	12/21
Opponents:	157	D. Jackson at Washington	10/6

LONGEST, NO TD			
Seahawks:	63	T. Moeaki at San Francisco	11/27
Opponents:	57	D. Jackson at Washington	10/6

TOUCHDOWNS			
Seahawks:	2	L. Willson at Arizona	12/21
Opponents:	3	A. Gates at San Diego	9/14

LONGEST TD			
Seahawks:	80	L. Willson at Arizona	12/21
Opponents:	60	D. Jackson at Washington	10/6

INTERCEPTIONS

INTERCEPTIONS			
Seahawks:	2	R. Sherman at San Francisco	11/27
Opponents:	1	7 times (Last: M. Roberson vs. StL)	12/28

YARDS			
Seahawks:	53	R. Sherman at Arizona	12/21
Opponents:	73	E. Reid vs. San Francisco	12/14

LONGEST			
Seahawks:	53	R. Sherman at Arizona	12/21
Opponents:	73	E. Reid vs. San Francisco	12/14

TOUCHDOWNS			
Seahawks:	1	2 times (Last: B. Irvin vs. St. Louis)	12/28
Opponents:		None	

PUNT RETURNS

RETURNS			
Seahawks:	5	2 times (Last: Walters at Was)	10/6
Opponents:	2	5 times (Last: B. Ellington vs. SF)	12/14

FAIR CATCHES			
Seahawks:	6	B. Walters at Arizona	12/21
Opponents:	4	A. Roberts at Washington	10/6

YARDS			
Seahawks:	54	B. Walters at Washington	10/6
Opponents:	90	S. Bailey at St. Louis	10/19

LONGEST			
Seahawks:	38	D. Baldwin vs. Oakland	11/2
Opponents:	90	S. Bailey at St. Louis	10/19

TOUCHDOWNS			
Seahawks:		None	
Opponents:	1	S. Bailey at St. Louis	10/19

KICKOFF RETURNS

RETURNS			
Seahawks:	5	P. Harvin vs. Dallas	10/12
Opponents:	4	B. Ellington vs. San Francisco	12/14

YARDS			
Seahawks:	142	P. Harvin vs. Dallas	10/12
Opponents:	104	B. Cunningham at St. Louis	10/19

LONGEST			
Seahawks:	47	P. Richardson at Carolina	10/26
Opponents:	75	B. Cunningham at St. Louis	10/19

TOUCHDOWNS			
Seahawks:		None	
Opponents:		None	

Top Performances

Seattle:

100 Yards Rushing							
Player	Game	Date	Att.	Yds	Avg.	LG	TD
Marshawn Lynch	vs. NYG	11/9	21	140	6.7	22	4
Marshawn Lynch	at K.C.	11/16	24	124	5.2	17	0
Russell Wilson	at Was	10/6	11	122	11.1	29	1
Marshawn Lynch	at Ari	12/21	10	113	11.3	79t	2
Marshawn Lynch	vs. G.B.	9/4	20	110	5.5	21	2
Russell Wilson	vs. NYG	11/9	14	107	7.6	26	1
Russell Wilson	at StL	10/19	7	106	15.1	52	1
Marshawn Lynch	at S.F.	11/27	20	104	5.2	33	0
300 Yards Passing							
Player	Game	Date	Att.	Comp.	Yds.	TD	Int
Russell Wilson	at Ari	12/21	31	20	339	2	0
Russell Wilson	at StL	10/19	36	23	313	2	0
100 Yards Receiving							
Player	Game	Date	No.	Yds.	LG	TD	
Doug Baldwin	at StL	10/19	7	123	49	1	
Doug Baldwin	at Ari	12/21	7	113	49	0	
Multi-Sack Games							
Player	Game	Date	No.				
Michael Bennett	vs. G.B.	9/4	2.0				
Bruce Irvin	at Car	10/26	2.0				
Jordan Hill	vs. SF	12/14	2.0				
Cliff Avril	vs. Ari	11/23	1.5				

Opponents:

100 Yards Rushing							
Player	Game	Date	Att.	Yds	Avg.	LG	TD
Jamaal Charles	at K.C.	11/16	20	159	8.0	47	2
DeMarco Murray	vs. Dal	10/12	29	115	4.0	25	1
300 Yards Passing							
Player	Game	Date	Att.	Comp.	Yds.	TD	Int
Peyton Manning	vs. Den	9/21	49	31	303	2	1
100 Yards Receiving							
Player	Game	Date		No.	Yds.	LG	TD
DeSean Jackson	at Was	10/6		5	157	60t	1
Emmanuel Sanders	vs. Den	9/21		11	149	42	0
Odell Beckham, Jr.	vs. NYG	11/9		7	108	44	0
Multi-Sack Games							
Player	Game	Date					No.
Calais Campbell	vs. Ari	11/23					3.0
Tank Carradine	vs. SF	12/14					2.0

Offensive Starters

Date	Game	WR	LT	LG	C	RG	RT	TE	WR	QB	RB	FB	K
9/4	Green Bay	Baldwin	Okung	Carpenter	Unger	Sweezy	Britt	Miller	Harvin	Wilson	Lynch	Willson (TE)	Hauschka
9/14	at San Diego	Baldwin	Okung	Carpenter	Unger	Sweezy	Britt	Miller	Harvin	Wilson	Lynch	Kearse (WR)	Hauschka
9/21	Denver	Baldwin	Okung	Carpenter	Unger	Sweezy	Britt	Miller	Kearse	Wilson	Lynch	Coleman	Hauschka
10/6	at Washington	Baldwin	Okung	Carpenter	Unger	Sweezy	Britt	Willson	Harvin	Wilson	Turbin	Kearse (WR)	Hauschka
10/12	Dallas	Baldwin	Okung	Carpenter	Schilling	Sweezy	Britt	Willson	Harvin	Wilson	Lynch	Kearse (WR)	Hauschka
10/19	at St. Louis	Baldwin	Okung	Carpenter	Schilling	Sweezy	Britt	Helfet	Kearse	Wilson	Lynch	Turbin	Hauschka
10/26	at Carolina	Baldwin	Okung	Carpenter	Schilling	Sweezy	Britt	Willson	Kearse	Wilson	Lynch	Richardson (WR)	Hauschka
11/2	Oakland	Baldwin	Bailey	Carpenter	Lewis	Sweezy	Britt	Gilliam (T)	Kearse	Wilson	Lynch	Tukuafu	Hauschka
11/9	N.Y. Giants	Baldwin	Okung	Bailey	Unger	Sweezy	Britt	Willson	Kearse	Wilson	Lynch	Richardson (WR)	Hauschka
11/16	at Kansas City	Baldwin	Okung	Bailey	Unger	Sweezy	Britt	Helfet	Kearse	Wilson	Lynch	Richardson (WR)	Hauschka
11/23	Arizona	Baldwin	Okung	Bailey	Lewis	Sweezy	Britt	Willson	Kearse	Wilson	Lynch	Richardson (WR)	Hauschka
11/27	at San Francisco	Baldwin	Okung	Carpenter	Jeanpierre	Sweezy	Britt	Kearse (WR)	Norwood	Wilson	Lynch	Richardson (WR)	Hauschka
12/7	at Philadelphia	Baldwin	Okung	Carpenter	Jeanpierre	Sweezy	Britt	Willson	Kearse	Wilson	Lynch	Moeaki (TE)	Hauschka
12/14	San Francisco	Baldwin	Okung	Carpenter	Jeanpierre	Sweezy	Britt	Willson	Kearse	Wilson	Lynch	Moeaki (TE)	Hauschka
12/21	at Arizona	Baldwin	Bailey	Carpenter	Lewis	Sweezy	Britt	Willson	Kearse	Wilson	Turbin	Tukuafu	Hauschka
12/28	St. Louis	Baldwin	Okung	Carpenter	Lewis	Sweezy	Britt	Willson	Richardson	Wilson	Lynch	Norwood (WR)	Hauschka

Defensive Starters

Date	Game	LDE	LDT	RDT	RDE	OLB	MLB	OLB	LCB	RCB	SS	FS	P
9/4	Green Bay	Bennett	Williams	Mebane	Avril	Lane (CB)	Wagner	Wright	Sherman	Maxwell	Chancellor	Thomas	Ryan
9/14	at San Diego	Bennett	McDaniel	Mebane	Avril	Smith	Wagner	Wright	Sherman	Maxwell	Chancellor	Thomas	Ryan
9/21	Denver	Bennett	McDaniel	Mebane	Avril	Smith	Wagner	Wright	Sherman	Maxwell	Chancellor	Thomas	Ryan
10/6	at Washington	Bennett	McDaniel	Mebane	Avril	Irvin	Wagner	Wright	Sherman	Maxwell	Chancellor	Thomas	Ryan
10/12	Dallas	Bennett	McDaniel	Mebane	Avril	Irvin	Wagner	Wright	Sherman	Maxwell	Chancellor	Thomas	Ryan
10/19	at St. Louis	Bennett	McDaniel	Mebane	Avril	Irvin	Wright	M. Smith	Sherman	Simon	Chancellor	Thomas	Ryan
10/26	at Carolina	Bennett	McDaniel	Mebane	Avril	Irvin	Wright	M. Smith	Sherman	Simon	Chancellor	Thomas	Ryan
11/2	Oakland	Bennett	McDaniel	Mebane	Avril	Irvin	Coyle	Wright	Sherman	Simon	Shead	Thomas	Ryan
11/9	N.Y. Giants	Bennett	McDaniel	Mebane	Avril	Irvin	Coyle	Wright	Sherman	Simon	Johnson	Thomas	Ryan
11/16	at Kansas City	Bennett	McDaniel	Williams	Avril	Irvin	Wright	M. Smith	Sherman	Maxwell	Chancellor	Thomas	Ryan
11/23	Arizona	Bennett	McDaniel	Williams	Avril	Irvin	Wagner	Wright	Sherman	Maxwell	Chancellor	Thomas	Ryan
11/27	at San Francisco	Bennett	McDaniel	Williams	Avril	Irvin	Wagner	Wright	Sherman	Maxwell	Chancellor	Thomas	Ryan
12/7	at Philadelphia	Irvin	Bennett	Williams	Avril	Simon (CB)	Wagner	Wright	Sherman	Maxwell	Chancellor	Thomas	Ryan
12/14	San Francisco	Bennett	McDaniel	Williams	Avril	Irvin	Wagner	Wright	Sherman	Maxwell	Chancellor	Thomas	Ryan
12/21	at Arizona	Bennett	McDaniel	Williams	Avril	Irvin	Wagner	Wright	Sherman	Maxwell	Chancellor	Thomas	Ryan
12/28	St. Louis	Bennett	McDaniel	Williams	Avril	Irvin	Wagner	Wright	Sherman	Maxwell	Chancellor	Thomas	Ryan

Miscellaneous Statistics

DRIVE ENGINEERING

QB	Drives			Drives Ended By...							POINTS	POINTS	DRIVE
	Started	TD	FG	FGA	Punt	Down	Trn	Saf	Gm	Hlf	Yld	Drive	Eff
R. Wilson	174	40	31	37	61	7	12	1	9	7	371	2.1	0.408
T. Jackson	1	0	0	0	1	0	0	0	0	0	0	0.0	0.000
SEATTLE	175	40	31	37	62	7	12	1	9	7	371	2.1	0.406
OPPONENTS	171	25	21	24	83	6	21	1	7	4	238	1.4	0.269

YARDS GAINED BY DOWN

TEAM	1st Down			2nd Down			3rd Down			4th Down			Season		
	Att	Yds	Avg	Att	Yds	Avg	Att	Yds	Avg	Att	Yds	Avg	Att	Yds	Avg
SEATTLE	455	2629	5.8	343	2004	5.8	212	1348	6.4	11	31	2.8	1021	6012	5.9
OPPONENTS	408	1898	4.7	300	1470	4.9	202	847	4.2	14	59	4.2	924	4274	4.6

FIRST DOWN TENDENCIES

TEAM	Rushing			Passing			Overall			Times Gained...			
	Plays	Yds	Avg	Plays	Yds	Avg	Plays	Yds	Avg	10+	5+	0	Neg
SEATTLE	268	1297	4.8	187	1332	7.1	455	2629	5.8	222	222	210	116
OPPONENTS	217	749	3.5	191	1149	6.0	408	1898	4.7	175	187	244	100

THIRD DOWN EFFICIENCY

TEAM	3rd Down Situation										TOTAL	PCT
	1	2	3	4	5	6	7	8	9	10+		
SEATTLE	22 / 27	11 / 16	5 / 9	7 / 15	9 / 21	5 / 11	6 / 18	6 / 17	6 / 14	13 / 64	90 / 212	42.5%
OPPONENTS	11 / 23	12 / 15	10 / 18	8 / 13	10 / 21	5 / 13	1 / 8	8 / 15	1 / 12	9 / 64	75 / 202	37.1%

INSIDE THE 20

	NO	TD	FG	FGA	Int	Fmb	Down	Game	Half	Points
SEATTLE	60	31	22	23	1	0	2	3	0	281
OPPONENTS	37	22	13	13	0	2	0	0	0	192

GOAL-TO-GO

	NO	TD	FG	FGA	Int	Fmb	Down	Game	Half	Points
SEATTLE	35	21	10	10	1	0	1	2	0	177
OPPONENTS	24	17	6	6	0	1	0	0	0	136

TAKEAWAYS / GIVEAWAYS

	NO	Resulting in...	TD	FG	FGA	Saf	Int	Fmb	Punt	Down	Gm	Half	Points
TAKEAWAYS	24		9	7	8	0	1	1	3	1	1	0	87
	NO	Resulting in...	TD	FG	FGA	Saf	Int	Fmb	Punt	Down	Gm	Half	Points
GIVEAWAYS	14		5	1	1	0	1	0	4	0	1	2	38

KICKOFF ANALYSIS

	Total	Return	Touchback	Squib	Onside	Out-of-Bounds	FC	Avg Opp Start
S. Hauschka	88	42	46	2	0	0	0	21.3
J. Ryan	1	1	0	0	0	0	0	23.0
OPPONENTS	65	39	24	2	2	1	0	22.2

Takeaways/Giveaways

		Takeaways		Giveaways		
Date	Opponent	Fumbles	Interceptions	Fumbles	Interceptions	+/-
9/4	Green Bay	0	1	1	0	0
9/14	at San Diego	0	0	1	0	-1
9/21	Denver	1	1	0	1	1
10/6	at Washington	0	0	0	0	0
10/12	Dallas	2	0	0	1	1
10/19	at St. Louis	0	0	0	0	0
10/26	at Carolina	1	1	1	1	0
11/2	Oakland	1	2	0	0	3
11/9	N.Y. Giants	1	1	1	2	-1
11/16	at Kansas City	2	0	0	0	2
11/23	Arizona	0	1	0	0	1
11/27	at San Francisco	1	2	0	0	3
12/7	at Philadelphia	1	1	2	0	0
12/14	San Francisco	0	0	0	1	-1
12/21	at Arizona	0	1	0	0	1
12/28	St. Louis	1	2	1	1	1
Totals		11	13	7	7	10

Longest Plays

Passes 20+ Yards <i>(Top 5 in bold)</i>		TOP 5	Runs 10+ Yards <i>(Top 5 in bold)</i>	
9/4 vs. Green Bay		Passes	9/4 vs. Green Bay	
Russell Wilson to Percy Harvin	33	80t	Marshawn Lynch	21
Russell Wilson to Ricardo Lockette	33t	63	Percy Harvin	16
Russell Wilson to Zach Miller	24	60		
		53	9/14 at San Diego	
9/14 at San Diego		49	Percy Harvin	51t
Russell Wilson to Robert Turbin	32		Russell Wilson	13
Russell Wilson to Jermaine Kearse	30		Marshawn Lynch	10
Russell Wilson to Zach Miller	22		Robert Turbin	10
		Runs	9/21 vs. Denver	
9/21 vs. Denver		79t	Marshawn Lynch	12
Russell Wilson to Ricardo Lockette	39t	55	Marshawn Lynch	10
Russell Wilson to Marshawn Lynch	21	52		
		51t	10/6 at Washington	
10/6 at Washington		45	Russell Wilson	29
Russell Wilson to Cooper Helfet	36		Russell Wilson	22
Russell Wilson to Marshawn Lynch	30		Marshawn Lynch	17
Russell Wilson to Doug Baldwin	20		Russell Wilson	16
			Russell Wilson	13
10/12 vs. Dallas			Russell Wilson	12
Russell Wilson to Jermaine Kearse	53		10/12 vs. Dallas	
Russell Wilson to Doug Baldwin	20		Marshawn Lynch	32
10/19 at St. Louis			10/19 at St. Louis	
Russell Wilson to Doug Baldwin	49		Russell Wilson	52
Russell Wilson to Jermaine Kearse	29		Russell Wilson	19t
Russell Wilson to Cooper Helfet	22		Marshawn Lynch	13
Russell Wilson to Doug Baldwin	22		Russell Wilson	12
Russell Wilson to Cooper Helfet	20		Marshawn Lynch	10
10/26 at Carolina			10/26 at Carolina	
Russell Wilson to Luke Willson	23t		Marshawn Lynch	25
Russell Wilson to Robert Turbin	21		Russell Wilson	15
			Russell Wilson	14
11/2 vs. Oakland			11/2 vs. Oakland	
Russell Wilson to Marshawn Lynch	39		Russell Wilson	19
Russell Wilson to Doug Baldwin	20		Robert Turbin	17
			Marshawn Lynch	11
11/9 vs. New York Giants			11/9 vs. New York Giants	
Russell Wilson to Jermaine Kearse	60		Christine Michael	45
Russell Wilson to Cooper Helfet	32		Russell Wilson	26
Russell Wilson to Marshawn Lynch	23		Marshawn Lynch	22
			Christine Michael	18
11/16 at Kansas City			Russell Wilson	18
Russell Wilson to Luke Willson	27		Marshawn Lynch	17
Russell Wilson to Jermaine Kearse	24		Marshawn Lynch	16
Russell Wilson to Doug Baldwin	23		Marshawn Lynch	14
			Marshawn Lynch	13
11/23 vs. Arizona			Russell Wilson	13
Russell Wilson to Ricardo Lockette	48			
Russell Wilson to Marshawn Lynch	23			
Russell Wilson to Luke Willson	21			
Russell Wilson to Cooper Helfet	20t			

Passes 20+ continued...		Runs 10+ continued...	
11/27 at San Francisco		11/9 vs. New York Giants continued...	
Russell Wilson to Tony Moeaki	63	Marshawn Lynch	12
Russell Wilson to Robert Turbin	34	Russell Wilson	12
Russell Wilson to Doug Baldwin	24	Russell Wilson	11
		Marshawn Lynch	10
12/7 at Philadelphia		11/16 at Kansas City	
Russell Wilson to Doug Baldwin	25	Marshawn Lynch	17
Russell Wilson to Doug Baldwin	23t	Marshawn Lynch	15
Russell Wilson to Doug Baldwin	20	Russell Wilson	14
Russell Wilson to Doug Baldwin	20	Russell Wilson	14
Russell Wilson to Paul Richardson	20	Marshawn Lynch	13
Russell Wilson to Jermaine Kearse	20	Russell Wilson	12
		Marshawn Lynch	11
12/14 vs. San Francisco		Russell Wilson	11
Russell Wilson to Jermaine Kearse	47	Marshawn Lynch	10
Russell Wilson to Doug Baldwin	35		
12/21 at Arizona		11/23 vs. Arizona	
Russell Wilson to Luke Willson	80t	Russell Wilson	40
Russell Wilson to Doug Baldwin	49	Russell Wilson	15
Russell Wilson to Luke Willson	39	Russell Wilson	14
Russell Wilson to Paul Richardson	22	Marshawn Lynch	13
Russell Wilson to Doug Baldwin	20	Russell Wilson	10
Russell Wilson to Luke Willson	20t		
12/28 vs. St. Louis		11/27 at San Francisco	
Russell Wilson to Doug Baldwin	38	Marshawn Lynch	33
Russell Wilson to Paul Richardson	32	Marshawn Lynch	16
Russell Wilson to Kevin Norwood	31	Russell Wilson	12
Russell Wilson to Luke Willson	28	Marshawn Lynch	11
Russell Wilson to Tony Moeaki	21	Russell Wilson	10
		12/7 at Philadelphia	
		Russell Wilson	26t
		Marshawn Lynch	21
		Russell Wilson	12
		Jermaine Kearse	11
		Marshawn Lynch	11
		Christine Michael	11
		12/14 vs. San Francisco	
		Russell Wilson	19
		Robert Turbin	15
		Marshawn Lynch	15
		Marshawn Lynch	13
		Marshawn Lynch	10
		12/21 at Arizona	
		Marshawn Lynch	79t
		Russell Wilson	55
		Russell Wilson	22
		Christine Michael	15
		Marshawn Lynch	13
		Robert Turbin	11
		12/28 vs. St. Louis	
		Marshawn Lynch	14
		Robert Turbin	14
		Robert Turbin	12
		Robert Turbin	10

INDIVIDUAL POSTSEASON RECORDS

SERVICE

Most Games, Career

- 11 Matt Hasselbeck, 2003-07, 2010
Marcus Trufant, 2003-05, 2007, 2010, 2012
- 10 Jordan Babineaux, 2004-07, 2010
Walter Jones, 1999, 2003-07
Sean Locklear, 2004-07, 2010
- 9 Shaun Alexander, 2003-07
Josh Brown, 2003-07
Bobby Engram, 2003-07
Chris Gray, 1999, 2004-07
Maurice Morris, 2003-07
Lofa Tatupu, 2005-07, 2010
Leroy Hill, 2005-07, 2012
Brandon Mebane, 2007, 2010, 2012-13
Kam Chancellor, 2010, 2012-14
Jon Ryan, 2010, 2012-14
Clint Gresham, 2010, 2012-14
Marshawn Lynch, 2010, 2012-14
Russell Okung, 2010, 2012-14
Earl Thomas, 2010, 2012-14

Most Starts, Career

- 11 Matt Hasselbeck, 2003-07, 2010
- 10 Walter Jones, 1999, 2003-07
- 9 Shaun Alexander, 2003-07
Chris Gray, 1999, 2003-07
Sean Locklear, 2004-07, 2010
Lofa Tatupu, 2005-07, 2010
Marcus Trufant, 2003-05, 2007, 2010, 2012
Leroy Hill, 2005-07, 2012
Brandon Mebane, 2007, 2010, 2012-13
Earl Thomas, 2010, 2012-14
Russell Okung, 2010, 2012-14

SCORING

POINTS

Most Points, Career

- 69 Josh Brown, 2003-07
(16 FG, 21 PAT) 9 games
- 52 Steven Hauschka, 2012-14 (12 FG, 16 PAT) 6 games
- 48 Shaun Alexander, 2003-07 (8 TD) 9 games
Marshawn Lynch, 2010, 2012-14 (8 TD) 9 games

Most Points, Game

- 18 Shaun Alexander, at Green Bay, 1/4/04
- 12 Curt Warner, at Miami 12/31/83 (2 TD)
Steve Largent, at Houston 1/3/88 (2 TD) (OT)
Shaun Alexander, vs. Carolina 1/22/06
Jerramy Stevens, vs. Dallas 1/6/07
Shaun Alexander, at Chicago 1/14/07 (OT)
John Carlson, vs. New Orleans 1/8/11
Mike Williams, at Chicago 1/16/11
Marshawn Lynch, vs. New Orleans 1/11/14
- 11 Olindo Mare, vs. New Orleans 1/8/11
Steven Hauschka, vs. New Orleans 1/11/14
Steven Hauschka, vs. San Francisco 1/19/14
Steven Hauschka, vs. Denver 2/2/14

TOUCHDOWNS

Most Touchdowns, Career

- 8 Shaun Alexander, 2003-07 (8-R)
Marshawn Lynch, 2010, 2012-14 (8-R)
- 4 Steve Largent, 1983-84, 1987-88 (4-P)
Jerramy Stevens, 2003-06 (4-P)

Most Touchdowns, Game

- 3 Shaun Alexander, at Green Bay 1/4/04 (3-R) (OT)
- 2 Curt Warner, at Miami 12/31/83 (2-R)
Steve Largent, at Houston 1/3/88 (2-P) (OT)
Shaun Alexander, vs. Carolina 1/22/06 (2-R)
Jerramy Stevens, vs. Dallas 1/6/07 (2-P)
Shaun Alexander, vs. Chicago 1/14/07 (2-R) (OT)
John Carlson, vs. New Orleans 1/8/11 (2-P)
Mike Williams, at Chicago 1/16/11 (2-P)
Marshawn Lynch, vs. New Orleans 1/11/14 (2-R)

Most Consecutive Games Scoring Touchdown

- 5 Marshawn Lynch, 2012-2013
- 4 Jermaine Kearse, 2013-14
- 3 Darrell Jackson, 2003-05
Jerramy Stevens, 2005-06
- 2 Steve Largent, 1984, 1987
Brandon Stokley, 2010
Mike Williams, 2010

POINTS AFTER TOUCHDOWN

Most Points After Touchdown, Career

- 21 Josh Brown, 2003-07, 9 games (21 att)
- 16 Steven Hauschka, 2012-14, 6 games (16 att)
- 14 Norm Johnson, 1983-84, 1987-88, 7 games (15 att)

Most Points After Touchdown, Game

- 5 Olindo Mare, vs. NO 1/8/11 (5 att)
Steven Hauschka, vs. Den 2/2/14 (5 att)
- 4 Norm Johnson, vs. Den 12/24/83 (4 att)
Josh Brown, vs. Carolina 1/22/06 (4 att)
Ryan Longwell, at Atlanta 1/13/13 (4 att)
Steven Hauschka, vs. Carolina 1/10/15 (4 att)
- 3 Norm Johnson, at Miami 12/31/83 (3 att)
Josh Brown, at Green Bay 1/4/04 (3 att)
Josh Brown, at Chicago 1/14/07 (OT)
Josh Brown, vs. Washington 1/5/08 (3 att)
Olindo Mare, at Chicago 1/16/11 (3 att)

FIELD GOALS

Most Field Goals Attempted, Career

- 19 Josh Brown, 2003-07 (9 games)
- 12 Steven Hauschka, 2012-14 (6 games)

Most Field Goals Attempted, Game

- 3 6 Times (Last: Steven Hauschka, vs. S.F. 1/19/14)
- 2 10 Times (Last: Steven Hauschka, vs. Den 2/2/14)

Longest Field Goal Attempted

(all successful unless otherwise noted)

- 54 Josh Brown, vs. Pittsburgh 2/5/06 (wr)
- 50 Todd Peterson, vs. Miami 1/9/00
Josh Brown, vs. Pittsburgh 2/5/06 (wl)
Josh Brown, vs. Washington 1/5/08
- 49 Steven Hauschka, vs. New Orleans 1/11/14

Most Field Goals, Career

- 16 Josh Brown, 2003-07, 9 games (19 att)
- 12 Steven Hauschka, 2012-14, 6 games (12 att)
- 8 Norm Johnson, 1983-84, 1987-88, 7 games (10 att)

Most Field Goals, Game

- 3 Steven Hauschka, at Washington 1/6/13 (3 att)
- Steven Hauschka, vs. New Orleans 1/11/14 (3 att)
- Steven Hauschka, vs. San Francisco 1/19/14 (3 att)
- 2 12 Times (Last: Steven Hauschka, vs. Den 2/2/14 (2 att))

Most Consecutive Field Goals

- 12 Steven Hauschka, 2012-14
- 8 Josh Brown, 2003-2005
- 7 Josh Brown, 2006

Longest Field Goal

- 50 Josh Brown, vs. Washington 1/5/08
- 50 Todd Peterson, vs. Miami 1/9/00
- 49 Steven Hauschka, vs. New Orleans 1/11/14

Highest Field Goal %, Career (min. 5 att.)

- 100 Steven Hauschka, 2012-14, 5 games (12-12)
- 84.2 Josh Brown, 2003-06, 9 games (16-19)
- 80.0 Norm Johnson, 1983-84, 1987-88, 7 games (8-10)

SAFETIES

Most Safeties, Career

- 1 Cliff Avril, tackle vs. Den 2/2/14

Most Safeties, Game

- 1 Cliff Avril, tackle vs. Den 2/2/14

RUSHING

Most Attempts, Career

- 169 Shaun Alexander, 2003-07 (9 games)
- 163 Marshawn Lynch, 2010, 2012-14 (9 games)
- 71 Curt Warner, 1983, 1988 (4 games)

Most Attempts, Game

- 34 Shaun Alexander, vs. Carolina 1/22/06
- 29 Curt Warner, at Miami 12/31/83
- Dan Doornink, vs. L.A. Raiders 12/22/84
- 28 Marshawn Lynch, vs. New Orleans 1/11/14

YARDS GAINED

Most Yards Gained, Career

- 815 Marshawn Lynch, 2010, 2012-14 (9 games)
- 564 Shaun Alexander, 2003-07 (9 games)
- 249 Curt Warner, 1983, 1988 (4 games)

Most Yards Gained, Game

- 157 Marshawn Lynch, vs. Green Bay 1/18/15
- 149 Marshawn Lynch, vs. New Orleans 1/11/14
- 132 Shaun Alexander, vs. Carolina 1/22/06
- Marshawn Lynch, at Washington 1/6/13

Most Games, 100 or More Yards Rushing, Career

- 5 Marshawn Lynch, 2010, 2012-14
- 2 Shaun Alexander, 2003-07
- 1 Dan Doornink, 1983-84
- Curt Warner, 1983

Most Consecutive Games, 100 or More Yards Rushing

- 2 Marshawn Lynch, 2013
- 1 Dan Doornink, 1984
- Curt Warner, 1983
- Shaun Alexander, 2005
- Marshawn Lynch, 2010, 2012, 2014

Longest Run From Scrimmage

- 67t Marshawn Lynch, vs. New Orleans 1/8/11
- 40t Marshawn Lynch, vs. San Francisco 1/19/14
- 32 Mack Strong, vs. Washington 1/14/06

AVERAGE GAIN

Highest Average Gain, Career (Min. 30 Attempts)

- 5.40 Russell Wilson, 2012-14, 7 games (40-216)
- 5.00 Marshawn Lynch, 2010, 2012-14, 9 games (163-815)
- 4.13 Dan Doornink, 1983-84, 5 games (39-161)
- 3.84 David Hughes, 1983-84, 5 games (31-119)

Highest Average Gain, Game (Min. 15 attempts)

- 6.90 Marshawn Lynch, vs. New Orleans 1/8/11 (19-131)
- 6.60 Marshawn Lynch, at Washington 1/6/13 (20-132)
- 6.28 Marshawn Lynch, vs. Green Bay 1/18/15 (25-157)

TOUCHDOWNS

Most Touchdowns, Career

- 8 Shaun Alexander, 2003-07 (9 games)
- Marshawn Lynch, 2010, 2012-14 (9 games)
- 2 Curt Warner, 1983, 1988 (4 games)
- Russell Wilson, 2012-14 (7 games)

Most Touchdowns, Game

- 3 Shaun Alexander, at GB 1/4/04 (OT)
- 2 Curt Warner, at Miami 12/31/83
- Shaun Alexander, vs. Carolina 1/22/06
- Shaun Alexander, at Chicago 1/14/07 (OT)
- Marshawn Lynch, vs. New Orleans 1/11/14

Most Consecutive Games with Rushing Touchdown

- 5 Marshawn Lynch, 2012-13
- 1 David Hughes, 1983
- Curt Warner, 1983
- Dave Krieg, 1988
- Matt Hasselbeck, 2005
- Shaun Alexander, 2003, 2005, 2006, 2007
- Leonard Weaver, 2007
- Russell Wilson, 2012

PASSING

PASSER RATING

Highest Passer Rating, Career (Min. 50 attempts)

- 96.3 Russell Wilson, 2012-14 (7 games)
- 84.4 Matt Hasselbeck, 2003-07, 2010 (11 games)
- 75.9 Dave Krieg, 1983-84, 1987-88 (7 games)

ATTEMPTS

Most Passes Attempted, Career

- 406 Matt Hasselbeck, 2003-07, 2010 (11 games)
- 183 Dave Krieg, 1983-84, 1987-88 (7 games)
- 181 Russell Wilson, 2012-14 (7 games)

Most Passes Attempted, Game

- 50 Dave Krieg, at Cincinnati 12/31/88
- 49 Matt Hasselbeck, vs. Pittsburgh 2/5/06
- 46 Matt Hasselbeck, at Chicago 1/16/11

COMPLETIONS

Most Passes Completed, Career

- 237 Matt Hasselbeck, 2003-07, 2010 (11 games)
- 111 Russell Wilson, 2012-14 (7 games)
- 94 Dave Krieg, 1983-84, 1987-88 (7 games)

Most Passes Completed, Game

- 27 Matt Hasselbeck, vs. St. Louis 1/8/05
- 26 Matt Hasselbeck, vs. Pittsburgh 2/5/06
- Matt Hasselbeck, at Chicago 1/16/11
- 25 Matt Hasselbeck, at Green Bay 1/4/04

COMPLETION PERCENTAGE

Highest Completion %, Career (Min. 100 attempts)

61.33 Russell Wilson, 2012-14, 7 games (181-111)
58.37 Matt Hasselbeck, 2003-07, 2010, 11 games (406-237)
51.37 Dave Krieg, 1983-84, 1987-88, 7 games (183-94)

Highest Completion %, Game (Min. 15 completions)

72.0 Russell Wilson, vs. Denver 2/2/14 (25-18)
71.4 Matt Hasselbeck, vs. Carolina 1/22/06 (28-20)
68.2 Russell Wilson, vs. Carolina 1/10/15 (22-15)

YARDS GAINED

Most Yards Gained, Career

2,741 Matt Hasselbeck, 2003-07, 2010 (11 games)
1,573 Russell Wilson, 2012-14 (7 games)
1,242 Dave Krieg, 1983-84, 1987-88 (7 games)

Most Yards Gained, Game

385 Russell Wilson, at Atlanta 1/13/13
341 Matt Hasselbeck, vs. St. Louis 1/8/05
305 Matt Hasselbeck, at Green Bay 1/4/04 (OT)

Most games, 300 or More Yards Passing, Career

2 Matt Hasselbeck

Most Consec. Games, 300 or More Yards Passing, Career

2 Matt Hasselbeck, 2003-04

Longest Pass Completion

63t Russell Wilson (to Jermaine Kearse) vs. Carolina 1/10/15
56t Dave Krieg (to Steve Largent) at Miami 12/29/84
51 Russell Wilson (to Doug Baldwin) vs. S.F. 1/19/14

AVERAGE GAIN

Highest Average Gain, Career (Min. 50 attempts)

8.69 Russell Wilson, 2012-14, 7 games (181-1,573)
6.79 Dave Krieg, 1983-84, 1987-88, 7 games (183-1,242)
6.75 Matt Hasselbeck, 2003-07, 2010, 11 games (406-2,741)

Highest Average Gain, Game (Min. 20 Attempts)

12.18 Russell Wilson, vs. Carolina 1/10/15 (22-268)
10.69 Russell Wilson, at Atlanta 1/13/13 (36-385)
8.60 Russell Wilson, vs. San Francisco 1/19/14 (25-215)

TOUCHDOWNS

Most Touchdown Passes, Career

18 Matt Hasselbeck, 2003-07, 2010 (11 games)
10 Russell Wilson, 2012-14 (7 games)
9 Dave Krieg, 1983-84, 1987-88 (7 games)

Most Touchdown Passes, Game

4 Matt Hasselbeck, vs. New Orleans 1/8/11
3 Dave Krieg, vs. Denver 12/24/83
Russell Wilson, vs. Carolina 1/10/15
2 7 Times (Last: Russell Wilson vs. Denver 2/2/14)

Most Consecutive Games, Touchdown Pass

10 Matt Hasselbeck, 2004-2010
4 Dave Krieg, 1984, 1987-88
Russell Wilson, 2013-14
2 Dave Krieg, 1983
Russell Wilson, 2012

HAD INTERCEPTED

Lowest %, Passes Had Intercepted, Career (Min. 50 att)

2.22 Matt Hasselbeck, 2003-07, 2010, 11 games (9-406)
2.76 Russell Wilson, 2012-14, 7 games (5-181)
3.28 Dave Krieg, 1987-88, 7 games (6-183)

Most Attempts Without Interception, Game

46 Matt Hasselbeck, at Chicago 1/16/11
38 Dave Krieg, at Houston 1/3/88 (OT)
35 Dave Krieg, at Miami 12/29/84

Most Passes Had Intercepted, Career

9 Matt Hasselbeck, 2003-07, 2010, 11 games
6 Dave Krieg, 1983-84, 1987-88, 7 games
5 Russell Wilson, 2012-14, 7 games

Most Passes Had Intercepted, Game

4 Russell Wilson, vs. Green Bay 1/18/15
3 Dave Krieg, at L.A. Raiders 1/8/84
2 Jim Zorn, at L.A. Raiders 1/8/84
Dave Krieg, at Cincinnati 12/31/88
Jon Kitna, vs. Miami 1/9/00
Matt Hasselbeck, vs. Dallas 1/6/07
Matt Hasselbeck, vs. Washington 1/5/08

Most Consecutive Passes Without Interception

109 Matt Hasselbeck, 2004-05
91 Russell Wilson, 2013-14
87 Dave Krieg, 1984, 1987-88

PASS RECEIVING

RECEPTIONS

Most Receptions, Career

35 Bobby Engram, 2003-07 (9 games)
26 Darrell Jackson, 2003-06 (7 games)
25 Doug Baldwin, 2012-14 (7 games)

Most Receptions, Game

12 Darrell Jackson, vs. St. Louis 1/8/05
11 John L. Williams, at Cincinnati 12/31/88
8 Brandon Stokley, at Chicago 1/16/11
Zach Miller, at Atlanta 1/13/13

Most Consecutive Games, Pass Reception

9 Bobby Engram, 2003-07
7 Doug Baldwin, 2012-14
5 Darrell Jackson, 2003-05
Jerramy Stevens, 2004-06
Zach Miller, 2012-13
Golden Tate, 2012-13
Jermaine Kearse, 2013-14

YARDS GAINED

Most Yards Gained, Career

503 Darrell Jackson, 2003-06 (7 games)
476 Bobby Engram, 2003-07 (9 games)
434 Steve Largent, 1983-84, 1987-88 (7 games)

Most Yards Gained, Game

143 Darrell Jackson, vs. Washington 1/14/05
142 Zach Miller, at Atlanta 1/13/13
137 John L. Williams, at Cincinnati 12/31/88

Most Games, 100 or More Yards Receiving, Career

2 Steve Largent, 1983-84, 1987-88 (7 games)
Darrell Jackson, 2003-06 (7 games)
Doug Baldwin, 2012-14 (7 games)
1 John L. Williams, 1987-88 (2 games)
D.J. Hackett, 2005-07 (5 games)
Zach Miller, 2012-13 (5 games)
Golden Tate, 2010, 2012-13 (7 games)
Jermaine Kearse, 2012-14 (7 games)

Most Consecutive Games, 100 or More Yards Receiving, Career

- 2 Steve Largent, 1984, 1987
Darrell Jackson, 2004-05
- 1 John L. Williams, 1988
D.J. Hackett, 2007
Zach Miller, 2012
Golden Tate, 2012
Doug Baldwin, 2013, 2014
Jermaine Kearse, 2014

Longest Reception

- 63t Jermaine Kearse, (from Russell Wilson) vs. Carolina 1/10/15
- 56t Steve Largent, (from Dave Krieg) at Miami 12/29/84
- 51 Doug Baldwin, (from Russell Wilson) vs. S.F. 1/19/14

AVERAGE GAIN

Highest Average Gain, Career (Min. 10 Receptions)

- 27.09 Jermaine Kearse, 2012-14, 7 games (11-298)
- 19.35 Darrell Jackson, 2003-06, 7 games (26-503)
- 18.87 Steve Largent, 1983-84, 1987-88, 7 games (23-434)

Highest Average Gain, Game (Min. 3 Receptions)

- 43.00 Jermaine Kearse, vs. Carolina 1/10/15 (3-129)
- 24.33 Ray Butler, vs. Houston 1/3/88 (3-73) (OT)
- 22.00 Bobby Engram, vs. Dallas 1/6/07 (4-88)

TOUCHDOWNS

Most Touchdowns, Career

- 4 Steve Largent, 1983-84, 1987-88 (7 games)
Jerramy Stevens, 2003-06 (6 games)
Jermaine Kearse, 2012-14 (7 games)
- 3 Darrell Jackson, 2003-06 (6 games)
Mike Williams, 2010 (2 games)

Most Touchdowns, Game

- 2 Steve Largent, at Houston 1/3/88 (OT)
Jerramy Stevens, vs. Dallas 1/6/07
John Carlson, vs. New Orleans 1/8/11
Mike Williams, at Chicago 1/16/11

Most Consecutive Games, Touchdown Passes Caught

- 4 Jermaine Kearse, 2013-14
- 3 Jerramy Stevens, 2005-06
- 2 Steve Largent, 1984, 1987
Brandon Stokley, 2010
Mike Williams, 2010

INTERCEPTIONS BY

Most Interceptions, Career

- 4 John Harris, 1983-84, 5 games
- 3 Kam Chancellor, 2010, 2012-14, 9 games
- 2 Gregory Johnson, 1983, 3 games
Kerry Justin, 1983, 3 games
Michael Boulware, 2004-06, 6 games
Earl Thomas, 2010, 2012-14, 9 games
Malcolm Smith, 2012-14, 7 games
Richard Sherman, 2012-14, 7 games

Most Interceptions, Game

- 2 John Harris, at Miami 12/29/84
- 1 By 25 (Last: R. Sherman & B. Maxwell vs. GB, 1/18/15)

YARDS GAINED

Most Yards Gained, Career

- 92 Kam Chancellor, 2010, 2012-14, 9 games
- 78 Marcus Trufant, 2003-05, 2007, 2010 (9 games)
- 76 Kelly Herndon, 2005 (3 games)

Most Yards Gained, Game

- 90 Kam Chancellor, vs. Carolina 1/10/15
- 78 Marcus Trufant, vs. Washington 1/5/08
- 76 Kelly Herndon, vs. Pittsburgh 2/5/06

Longest Return

- 90t Kam Chancellor, vs. Carolina 1/10/15
- 78t Marcus Trufant, vs. Washington 1/5/08
- 76 Kelly Herndon, vs. Pittsburgh 2/5/06

TOUCHDOWNS

Most Touchdowns, Career

- 1 Marcus Trufant, 2003-05, 2006, 2010 (9 games)
Jordan Babineaux, 2004-07, 2010 (10 games)
Malcolm Smith, 2012-14 (7 games)
Kam Chancellor, 2010, 2012-14 (9 games)

Most Touchdowns, Game

- 1 Marcus Trufant, vs. Washington 1/5/08
Jordan Babineaux, vs. Washington 1/5/08
Malcolm Smith, vs. Denver 2/2/14
Kam Chancellor, vs. Carolina 1/10/15

PUNTING

Most Punts, Career

- 37 Jon Ryan, 2010, 2012-14 (9 games)
- 27 Jeff West, 1983-84 (5 games)
- 22 Ryan Plackemeier 2006-07 (4 games)

Most Punts, Game

- 9 Jon Ryan, at Chicago 1/16/11
- 8 Jeff West, vs. L.A. Raiders 12/22/84
- 7 Jeff West, at Miami 12/29/84
Ruben Rodriguez, at Houston 1/3/88 (OT)
Jeff Feagles, vs. Miami 1/9/00
Ryan Plackemeier, vs. Washington 1/5/08

Longest Punt

- 58 Jeff West, at Miami 12/29/84
- 57 Tom Rouen, vs. Pittsburgh, 2/5/06
- 56 Ruben Rodriguez, at Houston 1/3/88 (OT)
Ryan Plackemeier, at Chicago 1/14/07 (OT)

AVERAGE YARDAGE

Highest Average, Career (20 Punts)

- 40.24 Ryan Plackemeier, 2006-07, 4 games (21-845)
- 38.00 Jon Ryan, 2010, 2012-14, 9 games (37-1,406)
- 36.96 Jeff West, 1983-84, 5 games (27-998)

Highest Average, Game (4 Punts)

- 47.86 Jeff Feagles, vs. Miami 1/9/00 (7-335)
- 44.25 Ruben Rodriguez, at Houston 1/3/88 (7-310) (OT)
- 44.17 Ruben Rodriguez, at Cincinnati 12/31/88 (6-265)

PUNT RETURNS

Most Punt Returns, Career

- 12 Nate Burleson, 2006-07 (4 games)
- 7 Bobby Joe Edmonds, 1987-88 (2 games)
- 6 Kenny Easley, 1983-84, 1987 (6 games)
Peter Warrick, 2005 (3 games)

Most Punt Returns, Game

- 6 Nate Burleson, vs. Washington 1/5/08
- 5 Kenny Easley, vs. L.A. Raiders 12/22/84
Bobby Joe Edmonds, at Cincinnati 12/31/88
- 4 3 Times (Last: Peter Warrick, vs. Pittsburgh 2/5/06)

YARDS GAINED

Most Yards Gained, Career

- 99 Nate Burleson, 2006-07 (4 games)
- 96 Bobby Joe Edmonds, 1987-88 (2 games)
- 58 Paul Johns, 1983 (3 games)

Most Yards Gained, Game

- 84 Nate Burleson, vs. Washington 1/5/08
- 66 Bobby Joe Edmonds, at Houston 1/3/88 (OT)
- 58 Paul Johns, vs. Denver 12/24/83

Longest Return

- 54 Bobby Joe Edmonds, at Houston 1/3/88 (OT)
- 20 Nate Burleson, vs. Washington 1/5/08
- 19 Paul Johns, vs. Denver 12/24/83

AVERAGE YARDAGE

Highest Average, Career (Minimum 4 Returns)

- 14.50 Paul Johns, 1983, 3 games (4-58)
- 13.71 Bobby Joe Edmonds, 1987-88, 2 games (7-96)
- 9.50 Kenny Easley, 1983-84, 5 games (6-57)

Highest Avg. Gain, Game (Minimum 3 Returns)

- 14.5 Paul Johns, vs. Denver 12/24/83 (4-58)
- 10.4 Kenny Easley, vs. L.A. Raiders 12/22/84 (5-52)

TOUCHDOWNS

Most Touchdowns, Career

None

Most Touchdowns, Game

None

KICKOFF RETURNS

Most Kickoff Returns, Career

- 19 Nate Burleson, 2006-07 (4 games)
- 12 Leon Washington, 2010, 2012 (4 games)
- 11 Maurice Morris, 2003-07 (7 games)

Most Kickoff Returns, Game

- 6 Maurice Morris, vs. St. Louis 1/8/05
- Nate Burleson, at Chicago 1/14/06 (OT)
- Nate Burleson, at Green Bay 1/12/08
- 5 Bobby Joe Edmonds, at Houston 1/3/88 (OT)
- Nate Burleson, vs. Dallas 1/6/07
- Leon Washington, at Chicago 1/16/11

YARDS GAINED

Most Yards Gained, Career

- 402 Nate Burleson, 2006-07 (4 games)
- 305 Leon Washington, 2010, 2012 (4 games)
- 188 Doug Baldwin, 2012-14 (7 games)

Most Yards Gained, Game

- 166 Nate Burleson, at Chicago 1/14/06 (OT)
- 159 Charlie Rogers, vs. Miami 1/9/00
- 143 Leon Washington, at Chicago 1/16/11

Longest Return

- 87 Percy Harvin, vs. Denver 2/2/14 (TD)
- 85 Charlie Rogers, vs. Miami 1/9/00 (TD)
- 69 Doug Baldwin, vs. San Francisco 1/19/14

AVERAGE YARDAGE

Highest Average, Career (Minimum 5 Returns)

- 26.86 Doug Baldwin, 2012-14, 7 games (7-188)
- 26.14 Zachary Dixon, 1983, 3 games (7-183)
- 25.42 Leon Washington, 2010, 2012, 4 games (12-305)
- 23.29 David Hughes, 1983-84, 5 games (7-163)

Highest Average, Game (Minimum 3 Returns)

- 39.75 Charlie Rogers, vs. Miami 1/9/00
- 36.33 Doug Baldwin, vs. San Francisco 1/19/14 (3-109)
- 28.60 Leon Washington, at Chicago 1/16/11 (5-143)

TOUCHDOWNS

Most Touchdowns, Career

- 1 Charlie Rogers, 1999 (1 game)
- Percy Harvin, 2013 (2 games)

Most Touchdowns, Game

- 1 Charlie Rogers, vs. Miami 1/9/00
- Percy Harvin, vs. Denver 2/2/14

FUMBLES

Most Fumbles, Career

- 5 Russell Wilson, 2012-14 (7 games)
- 4 Marshawn Lynch, 2010, 2012-14 (9 games)
- 2 John L. Williams, 1987-88 (2 games)
- Koren Robinson, 2003-04 (2 games)
- Jimmy Williams, 2005 (3 games)

Most Fumbles, Game

- 2 Koren Robinson, vs. St. Louis 1/8/05
- Jimmy Williams, vs. Washington 1/14/06
- Russell Wilson, vs. San Francisco 1/19/14

RECOVERIES

Most Own Fumbles Recovered, Career

- 3 Marshawn Lynch, 2010, 2012-14 (9 games)
- Russell Wilson, 2012-14 (7 games)
- 1 Ron Essink, 1983-84 (5 games)
- Pete Metzelaars, 1983-84 (5 games)
- Robbie Tobeck, 2003-05 (5 games)
- Koren Robinson, 2003-04 (2 games)
- Chris Spencer, 2005-07, 2010 (5 games)
- Matt Hasselbeck, 2003-07, 2010 (11 games)
- Ben Obomanu, 2007, 2010 (4 games)
- Michael Robinson, 2010, 2012-13 (6 games)

Most Opponents Fumbles Recovered, Career

- 2 Jeff Bryant, 1983-84, 1987-88 (7 games)
- Michael Bennett, 2013-14 (5 games)
- Clinton McDonald, 2012-13 (5 games)
- 1 By Many, (Last: Tony McDaniel, 2013-14 (5 games))

Most Fumbles Recovered, Game, Own and Opponents

- 2 Jeff Bryant, at L.A. Raiders 1/8/84 (2-Opp)
- Russell Wilson, vs. Carolina 1/10/15 (2-Own)
- 1 By Many, (Last: R. Wilson, vs. GB 1/18/15 (1-Own))

YARDS GAINED

Longest Return

- 19 Marshawn Lynch, at Washington 1/6/13
- 17 Michael Bennett, vs. San Francisco 1/19/14
- 7 Malcolm Smith, vs. Denver 2/2/14

TOUCHDOWNS

Most Touchdowns

None

TACKLES

Most Tackles, Career

- 71 Leroy Hill, 2005-07, 2012 (9 games)
- 70 Bobby Wagner, 2012-14 (7 games)
- 66 Lofa Tatupu, 2005-07, 2010 (9 games)

Most Tackles, Game

- 17 Brian Bosworth, at Houston 1/3/88 (OT)
- 15 Eugene Robinson, at Houston 1/3/88 (OT)
Bobby Wagner, vs. San Francisco 1/19/14
- 14 Kam Chancellor, vs. New Orleans 1/11/14

SACKS**Most Sacks, Career**

- 4.0 Rocky Bernard, 2003-07 (7 games)
- 3.5 Jacob Green, 1983-84, 1987-88 (7 games)
Cliff Avril, 2013-14 (5 games)
- 3.0 Bryce Fisher, 2005-06 (5 games)

Most Sacks, Game

- 2.5 Jacob Green, vs. L.A. Raiders 12/22/84
- 2.0 Chike Okeafor, vs. St. Louis 1/8/05
Rocky Bernard, vs. Carolina 1/22/06
Bryce Fisher, vs. Dallas 1/6/07

FUMBLES**Most Forced Fumbles, Career**

- 2 Jacob Green, 1983-84, 1987-88 (7 games)
Bruce Scholtz, 1983-84, 1987-88 (7 games)
Bryce Fisher, 2005-06 (5 games)
Raheem Brock, 2010 (2 games)
Michael Bennett, 2013-14 (5 games)
Cliff Avril, 2013-14 (5 games)
Chris Clemons, 2010, 2012-13 (7 games)

Most Forced Fumbles, Game

- 2 Chris Clemons vs. Denver 2/2/14
- 1 By Many (Last: E. Thomas and O. Schofield vs. Carolina 1/10/15)

BLOCKED KICKS**Most Blocked Punts, Career**

None

Most Blocked Punts, Game

None

Most Blocked Field Goals, Career

None

Most Blocked Field Goals, Game

None

Most Blocked PATs, Career

None

Most Blocked PATs, Game

None

Most Blocked Placekicks, Career

None

Most Blocked Placekicks, Game

None

POSTSEASON DEFENSE

SCORING

Fewest Points Allowed, Game

- 7 vs. Denver 12/24/83
vs. L.A. Raiders 12/22/84
- 8 vs. Denver 2/2/14
- 10 vs. Carolina 1/22/06

Most Points Allowed, Game

- 42 at Green Bay 1/12/08
- 36 vs. New Orleans 1/8/11
- 35 at Chicago 1/16/11

Fewest Touchdowns Allowed, Game

- 1 vs. Denver 12/24/83
vs. L.A. Raiders 12/22/84
vs. Washington 1/14/06
vs. Dallas 1/6/07
vs. Denver 2/2/14
vs. Green Bay 1/18/15 (OT)
- 2 8 Times (Last: vs. Carolina 1/10/15)

Most Touchdowns Allowed, Game

- 6 at Green Bay 1/12/08
- 5 at Chicago 1/16/11
- 4 at Miami 12/29/84
vs. Green Bay 1/4/04
vs. New Orleans 1/8/11

FIRST DOWNS

Fewest First Downs Allowed, Game

- 14 vs. L.A. Raiders 12/22/84
vs. Dallas 1/6/07
vs. Pittsburgh 2/5/06
- 15 at Washington 1/6/13
- 16 vs. San Francisco 1/19/14

Most First Downs Allowed, Game

- 32 vs. New Orleans 1/8/11
- 27 at Houston 1/3/88 (OT)
- 25 at Green Bay 1/12/08
vs. New Orleans 1/11/14

Fewest First Downs Allowed, Rushing, Game

- 2 vs. Denver 2/2/14
- 3 vs. St. Louis 1/8/05
- 4 vs. Washington 1/5/08

Most First Downs Allowed, Rushing, Game

- 17 at Cincinnati 12/31/88
- 11 at Green Bay 1/12/08
at Chicago 1/16/11
- 10 at L.A. Raiders 1/8/84

Fewest First Downs Allowed, Passing, Game

- 5 at Cincinnati 12/31/88
- 8 vs. L.A. Raiders 12/22/84
vs. Pittsburgh 2/5/06
vs. Dallas 1/6/07
vs. San Francisco 1/19/14

Most First Downs Allowed, Passing, Game

- 22 vs. New Orleans 1/8/11
- 18 at Houston 1/3/88 (OT)
- 16 vs. Washington 1/5/08
at Atlanta 1/13/13
vs. New Orleans 1/11/14

Most First Downs Allowed, Penalty, Game

- 4 vs. St. Louis 1/8/05
- 3 vs. L.A. Raiders 12/22/84
at Chicago 1/14/07 (OT)
vs. New Orleans 1/8/11
vs. New Orleans 1/11/14
vs. Denver 2/2/14

OFFENSIVE PLAYS

Fewest Opponent Plays Allowed, Game

- 54 at Washington 1/6/13
vs. San Francisco 1/19/14
- 56 at Miami 12/31/83
vs. Pittsburgh 2/5/06
- 57 vs. Dallas 1/6/07

Most Opponent Plays Allowed, Game

- 84 at Houston 1/3/88 (OT)
- 83 vs. New Orleans 1/8/11
- 82 vs. Washington 1/5/08

Fewest Opponent Plays Allowed, Rushing, Game

- 14 vs. Denver 2/2/14
- 22 vs. New Orleans 1/8/11
- 23 at Washington 1/6/13

Most Opponent Plays Allowed, Rushing, Game

- 50 at Houston 1/3/88 (OT)
- 47 at Cincinnati 12/31/88
- 46 at L.A. Raiders 1/8/84

Fewest Opponent Plays Allowed, Passing, Game

- 21 at Cincinnati 12/31/88
- 22 vs. Pittsburgh 2/5/06

Most Opponent Plays Allowed, Passing, Game

- 60 vs. New Orleans 1/8/11
- 50 vs. Washington 1/5/08
- 49 vs. Denver 2/2/14

NET YARDS ALLOWED GAME

Fewest Yards Allowed, Game

- 203 at Washington 1/6/13
- 240 vs. L.A. Raiders 12/22/84
- 284 vs. Dallas 1/6/07

Most Net Yards Allowed, Game

- 474 vs. New Orleans 1/8/11
- 437 at Houston 1/3/88 (OT)
at Chicago 1/16/11
- 417 at Atlanta 1/13/13

RUSHING

Fewest Yards Allowed, Rushing, Game

- 27 vs. Denver 2/2/14
- 36 vs. Carolina 1/22/06
- 59 vs. Washington 1/14/06

Most Yards Allowed, Rushing, Game

- 254 at Cincinnati 12/31/88
- 235 at Green Bay 1/12/08
- 205 at L.A. Raiders 1/8/84

Most Touchdowns Allowed, Rushing, Game

- 3 at Cincinnati 12/31/88
- at Green Bay 1/12/08
- at Chicago 1/16/11
- 2 at L.A. Raiders 1/8/84
- at Green Bay 1/4/04 (OT)
- vs. Pittsburgh 2/5/06
- at Chicago 1/14/07 (OT)
- vs. New Orleans 1/8/11

Fewest Touchdowns Allowed, Rushing, Game

- 0 11 Times (Last: vs. Green Bay 1/18/15 (OT))
- 1 7 Times (Last: vs. San Francisco 1/19/14)

PASSING**Fewest Net Yards Allowed, Passing, Game**

- 91 at Cincinnati 12/31/88
- 99 at Washington 1/6/13
- 135 vs. L.A. Raiders 12/22/84

Most Yards Allowed, Passing, Game

- 404 vs. New Orleans 1/8/11
- 319 at Green Bay 1/4/04 (OT)
- 301 vs. New Orleans 1/11/14

Fewest Touchdowns Allowed, Passing, Game

- 0 at Cincinnati 12/31/88
- 1 14 Times (Last: vs. Green Bay 1/18/15 (OT))

Most Touchdowns Allowed, Passing, Game

- 3 at Miami 12/29/84
- at Green Bay 1/12/08
- at Atlanta 1/13/13
- 2 7 Times (Last: vs. Carolina 1/10/15)

SACKS**Most Sacks, Game**

- 6 vs. L.A. Raiders 12/22/84
- 5 vs. St. Louis 1/8/05

Fewest Sacks, Game

- 0 at Miami 12/31/83
- at Miami 12/29/84
- at Green Bay 1/4/04 (OT)
- at Atlanta 1/13/13
- 1 vs. Miami 1/9/00
- vs. Pittsburgh 2/5/06
- at Green Bay 1/12/08
- vs. New Orleans 1/8/11
- vs. New Orleans 1/11/14
- vs. Denver 2/2/14
- vs. Green Bay 1/18/15 (OT)

Most Opponents Yards Lost Attempting to Pass, Game

- 49 vs. L.A. Raiders 12/22/84
- 31 at Chicago 1/14/07 (OT)
- 22 vs. Washington 1/5/08

Fewest Opponent Yards Lost Attempting to Pass, Game

- 0 at Miami 12/31/83
- at Miami 12/29/84
- at Green Bay 1/4/04 (OT)
- at Green Bay 1/12/08
- at Atlanta 1/13/13
- 1 vs. Denver 2/2/14
- 5 vs. Miami 1/9/00

INTERCEPTIONS BY**Most Passes Intercepted By, Game**

- 2 11 Times (Last: vs. Green Bay 1/18/15 (OT))

Fewest Passes Intercepted By, Game

- 0 at Cincinnati 12/31/88
- vs. Miami 1/9/00
- at Green Bay 1/4/04 (OT)
- vs. Dallas 1/6/07
- at Green Bay 1/12/08
- vs. New Orleans 1/8/11
- vs. New Orleans 1/11/14
- 1 at Houston 1/3/88 (OT)
- vs. St. Louis 1/8/05
- at Chicago 1/14/07 (OT)
- at Chicago 1/16/11
- at Washington 1/6/13

Most Consec. Games, One or More Interceptions By

- 6 1983-84, 1987
- 4 2013-14

Most Yards Returning Interceptions, Game

- 135 vs. Washington 1/5/08
- 90 vs. Carolina 1/10/15
- 71 vs. Denver 2/2/14

Fewest Yards Returning Interceptions, Game

- 0 10 Times (Last: vs. San Francisco 1/19/14)

Most Touchdowns Returning Interceptions, Game

- 2 vs. Washington 1/5/08
- 1 vs. Denver 2/2/14
- vs. Carolina 1/10/15

PUNT RETURNS**Fewest Opponent Punt Returns, Game**

- 0 vs. Washington 1/5/08
- at Atlanta 1/13/13
- vs. New Orleans 1/11/14
- vs. Carolina 1/10/15
- 1 at L.A. Raiders 1/8/84
- vs. Washington 1/14/06
- vs. Carolina 1/22/06
- at Green Bay 1/12/08
- vs. San Francisco 1/19/14
- vs. Denver 2/2/14
- 2 at Miami 12/31/83
- vs. Pittsburgh 2/25/06
- vs. New Orleans 1/8/11
- at Chicago 1/16/11
- at Washington 1/6/13

Most Opponent Punt Returns, Game

- 6 vs. Miami 1/9/00
- 4 at Houston 1/3/88 (OT)

Most Yards Allowed, Punt Returns, Game

- 63 vs. Miami 1/9/00
- 59 vs. Carolina 1/22/06
- 39 at Green Bay 1/4/04
- 32 at Miami 12/31/83
- vs. Pittsburgh 2/5/06

Fewest Yards Allowed, Punt Returns, Game

- 0 vs. Washington 1/5/08
at Atlanta 1/13/13
vs. New Orleans 1/11/14
vs. San Francisco 1/19/14
vs. Carolina 1/10/15
- 1 at L.A. Raiders 1/8/84
- 2 at Green Bay 1/12/08

Longest Return, Allowed, Game

- 59 vs. Carolina 1/22/06 (TD)
- 29 vs. Green Bay 1/18/15
- 26 at Chicago 1/16/11

Most Touchdowns Allowed, Punt Return, Game

- 1 vs. Carolina 1/22/06 (Steve Smith)

KICKOFF RETURNS**Fewest Opponent Kickoff Returns, Game**

- 1 vs. Green Bay 1/18/15 (OT)
- 2 4 Times (Last: vs. New Orleans 1/11/14)
- 3 5 Times (Last: vs. Carolina 1/10/15)

Most Opponent Kickoff Returns, Game

- 7 vs. Carolina 1/22/06
vs. Washington 1/5/08
vs. New Orleans 1/8/11
- 6 3 Times (Last: at Green Bay 1/4/04 [OT])

Fewest Yards Allowed, Kickoff Returns, Game

- 18 vs. Green Bay 1/18/15 (OT)
- 24 at Chicago 1/16/11
- 28 vs. L.A. Raiders 12/22/84

Most Yards Allowed, Kickoff Returns, Game

- 189 vs. Washington 1/5/08
- 160 vs. Dallas 1/6/07
- 143 vs. Carolina 1/22/06

Longest Return Allowed, Game

- 93t vs. Dallas 1/6/07
- 55 vs. Washington 1/5/08
- 47 vs. Miami 1/9/00

Most Touchdowns Allowed, Kickoff Returns, Game

- 1 vs. Dallas 1/6/07

TURNOVERS**Number of times losing ball on interceptions and fumbles****Most Opponents' Turnovers, Game**

- 5 at Miami 12/31/83
- 4 at L.A. Raiders 1/8/84
vs. Carolina 1/22/06
vs. Denver 2/2/14
- 3 vs. Denver 12/24/83
vs. L.A. Raiders 12/22/84
vs. San Francisco 1/19/14
vs. Carolina 1/10/15

Fewest Opponents' Turnovers, Game

- 0 vs. Miami 1/9/00
at Green Bay 1/4/04
- 1 vs. St. Louis 1/8/05 (1-Int)
vs. Washington 1/14/06 (1-Fum)
vs. New Orleans 1/8/11 (1-Fum)
vs. Dallas 1/6/07 (1-Fum)
at Chicago 1/16/11
vs. New Orleans 1/11/14 (1-Fum)
- 2 10 Times (Last: vs. Green Bay 1/18/15 (OT) (2-Int))

TIME OF POSSESSION**Least Time of Possession Allowed, Game**

- 18:09 vs. Carolina 1/22/06
- 25:02 at Miami 12/31/83
- 25:40 at Washington 1/6/13

Most Time of Possession Allowed, Game

- 47:44 at Houston 1/3/88 (OT)
- 37:11 at Chicago 1/16/11
- 37:06 at L.A. Raiders 1/8/84

TEAM POSTSEASON RECORDS

GAMES

Most Consecutive Seasons Participating in Postseason

- 5 2003-07
- 3 2012-14
- 2 1983-84, 1987-88

Most Games

- 3 1983, 2005, 2013, 2014
- 2 1984, 2006, 2007, 2010, 2012
- 1 1987, 1988, 1999, 2003, 2004

Most Games Won

- 3 2013
- 2 1983, 2005, 2013, 2014
- 1 1984, 2006, 2007, 2010, 2012

Most Consecutive Games Won

- 5 2013-14
- 2 1983, 2005
- 1 1984, 2006, 2007, 2010, 2012

Most Consecutive Games Lost

- 6 1984-04
- 1 1983, 2005, 2006, 2007, 2010, 2012

SCORING

Most Points, Game

- 43 vs. Denver 2/2/14
- 41 vs. New Orleans 1/8/11
- 35 vs. Washington 1/5/08

Fewest Points, Game

- 10 at Miami 12/29/84
vs. Pittsburgh 2/5/06
- 13 vs. L.A. Raiders 12/22/84
at Cincinnati 12/31/88

Most Points, Both Teams, Game

- 77 (41) vs. New Orleans (36) 1/8/11
- 62 (20) at Green Bay (42) 1/12/08
- 60 (27) at Green Bay (33) 1/4/04 (OT)

Fewest Points, Both Teams, Game

- 20 (13) at L.A. Raiders (7) 12/22/84
- 30 (20) vs. Washington (10) 1/14/06
- 31 (10) vs. Pittsburgh (21) 2/5/06

Largest Margin of Victory, Game

- 35 (43) vs. Denver (8) 2/2/14
- 24 (31) vs. Denver (7) 12/24/83
- 21 (35) vs. Washington (14) 1/5/08

Most Points, Shutout Victory, Game

None

Most Points Overcome to Win Game

- 16 vs. Green Bay 1/18/15 (OT) (Trailed 16-0, Won 28-22)
- 14 at Washington 1/6/13 (Trailed 14-0, Won 24-14)
- 10 vs. New Orleans 1/8/11 (Trailed 10-0 and 17-7, Won 41-36)
vs. San Francisco 1/19/14 (Trailed 10-0, Won 23-17)

Most Points, Each Half

- 1st: 24 vs. New Orleans 1/8/11
22 vs. Denver 2/2/14
20 vs. Carolina 1/22/06
- 2nd: 28 at Atlanta 1/13/13

vs. Green Bay 1/18/15 (OT)

25 vs. Washington 1/5/08

21 vs. Denver 12/24/83

at Green Bay 1/4/04

vs. Denver 2/2/14

Most Points, Each Quarter

1st: 14 at Green Bay 1/12/08

10 vs. Carolina 1/22/06

8 vs. Denver 2/2/14

2nd: 17 vs. New Orleans 1/8/11

14 at Chicago 1/14/06 (OT)

vs. Denver 2/2/14

13 at Washington 1/6/13

3rd: 14 at Green Bay 1/4/04

vs. Denver 2/2/14

10 at Chicago 1/14/07 (OT)

vs. New Orleans 1/8/11

vs. San Francisco 1/19/14

4th: 22 vs. Washington 1/5/08

21 at Chicago 1/16/11

at Atlanta 1/13/13

OT: 6 vs. Green Bay 1/18/15

0 at Houston 1/3/88

at Green Bay 1/4/04

at Chicago 1/14/07

TOUCHDOWNS

Most Touchdowns, Game

- 5 vs. New Orleans 1/8/11
vs. Denver 2/2/14
- 4 vs. Denver 12/24/83
vs. Carolina 1/22/06
vs. Washington 1/5/08
at Atlanta 1/13/13
vs. Carolina 1/10/15
vs. Green Bay 1/18/15 (OT)
- 3 at Miami 12/31/83
at Green Bay 1/4/04 (OT)
at Chicago 1/14/07 (OT)
at Chicago 1/16/11

Fewest Touchdowns, Game

- 1 vs. L.A. Raiders 12/22/84
at Miami 12/29/84
vs. Pittsburgh 2/5/06
- 2 10 Times (Last: vs. San Francisco 1/19/14)

Most Touchdowns, Both Teams, Game

- 9 Seattle (5) vs. New Orleans (4) 1/8/11
- 8 Seattle (2) at Green Bay (6) 1/12/08
Seattle (3) at Chicago (5) 1/16/11
- 7 Seattle (3) at Green Bay (4) 1/4/04 (OT)
Seattle (4) at Atlanta (3) 1/13/13

Fewest Touchdowns Both Teams, Game

- 2 Seattle (1) at L.A. Raiders (1) 12/22/84
- 3 Seattle (2) vs. Washington (1) 1/14/06

POINTS AFTER TOUCHDOWN

Most PAT, Game

- 5 vs. New Orleans 1/8/11
vs. Denver 2/2/14
- 4 vs. Denver 12/24/83

vs. Carolina 1/22/06
at Atlanta 1/13/13
vs. Carolina 1/10/15
3 at Miami 12/31/83
at Green Bay 1/4/04 (OT)
at Chicago 1/14/07 (OT)
vs. Washington 1/5/08
at Chicago 1/16/11

Fewest PAT, Game

1 vs. L.A. Raiders 12/22/84
at Miami 12/29/84
at Cincinnati 12/31/88
vs. Pittsburgh 2/5/06
vs. Dallas 1/6/07
at Washington 1/6/13

Most PAT, Both Teams, Game

9 Seattle (5) vs. New Orleans (4) 1/8/11
8 Seattle (2) at Green Bay (6) 1/12/08
Seattle (3) at Chicago (5) 1/16/11
7 Seattle (4) at Atlanta (3) 1/13/13

Fewest PAT, Both Teams, Game

2 Seattle (1) at L.A. Raiders (1) 12/22/84
3 Seattle (2) vs. Washington (1) 1/14/06
Seattle (1) vs. Dallas (2) 1/6/07
Seattle (1) at Washington (2) 1/6/13
Seattle (2) vs. New Orleans (1) 1/11/14
Seattle (2) vs. Green Bay (1) 1/18/15 (OT)
4 Seattle (2) at Houston (2) 1/3/88 (OT)
Seattle (1) at Cincinnati (3) 12/31/88
Seattle (2) vs. Miami (2) 1/9/00
Seattle (1) vs. Pittsburgh (3) 2/5/06
Seattle (2) vs. San Francisco (2) 1/19/14

FIELD GOALS

Most Field Goals, Game

3 at Washington 1/6/13
vs. New Orleans 1/11/14
vs. San Francisco 1/19/14
2 11 Times (Last: vs. Denver 2/2/14)

Most Field Goals, Both Teams, Game

5 Seattle (2) at Houston (3) 1/3/88 (OT)
Seattle (2) vs. New Orleans (3) 1/8/11
Seattle (0) vs. Green Bay (5) 1/18/15 (OT)
4 Seattle (2) at Green Bay (2) 1/4/04 (OT)
Seattle (2) vs. St. Louis (2) 1/8/05
Seattle (3) vs. San Francisco (1) 1/19/14

Most Field Goals Attempted, Game

3 at Miami 12/31/83
vs. Carolina 1/22/06
vs. Pittsburgh 2/5/06
at Washington 1/6/13
vs. New Orleans 1/11/14
vs. San Francisco 1/19/14
2 vs. L.A. Raiders 12/22/84
at Miami 12/29/84
at Houston 1/3/88 (OT)
at Green Bay 1/4/04 (OT)
vs. St. Louis 1/8/05
vs. Washington 1/14/06
vs. Dallas 1/6/07
vs. Washington 1/5/08
at Green Bay 1/12/08
vs. New Orleans 1/8/11
vs. Denver 2/2/14

Most Field Goals Attempted, Both Teams, Game

7 Seattle (2) at Houston (5) 1/3/88 (OT)
5 Seattle (2) at Miami (3) 12/29/84
Seattle (2) at Green Bay (3) 1/4/04 (OT)
Seattle (2) vs. New Orleans (3) 1/8/11
Seattle (3) vs. New Orleans (2) 1/11/14
Seattle (0) vs. Green Bay (5) 1/18/15 (OT)

FIRST DOWNS

Most First Downs, Game

28 at Atlanta 1/13/13
27 vs. Carolina 1/22/06
24 vs. St. Louis 1/8/05

Fewest First Downs, Game

8 at Miami 12/29/84
11 at Houston 1/3/88 (OT)
12 vs. Miami 1/9/00

Most First Downs, Both Teams, Game

52 Seattle (28) at Atlanta (24) 1/13/13
51 Seattle (19) vs. New Orleans (32) 1/8/11
46 Seattle (24) vs. St. Louis (22) 1/8/05

Fewest First Downs, Both Teams, Game

26 Seattle (15) vs. Washington (11) 1/14/06
30 Seattle (8) at Miami (22) 12/29/84
Seattle (12) vs. Miami (18) 1/9/00
Seattle (14) vs. San Francisco (16) 1/19/14
31 Seattle (17) at L.A. Raiders (14) 12/22/84

RUSHING

Most First Downs, Rushing, Game

12 at Miami 12/31/83
vs. L.A. Raiders 12/22/84
at Chicago 1/14/07 (OT)
at Washington 1/6/13
10 vs. Green Bay 1/18/15 (OT)
9 at Atlanta 1/13/13

Fewest First Downs, Rushing, Game

0 vs. Miami 1/9/00
1 at Houston 1/3/88 (OT)
at Cincinnati 12/31/88
at Chicago 1/16/11
2 at Miami 12/29/84

Most First Downs, Rushing, Both Teams, Game

21 Seattle (12) at Miami (9) 12/31/83
20 Seattle (12) at Chicago (8) 1/14/07 (OT)
18 Seattle (1) at Cincinnati (17) 12/31/88
17 Seattle (12) at L.A. Raiders (5) 12/22/84
Seattle (12) at Washington (5) 1/6/13

Fewest First Downs Rushing, Both Teams, Game

7 Seattle (0) vs. Miami (7) 1/9/00
Seattle (3) vs. Washington (4) 1/5/08
8 Seattle (6) vs. Denver (2) 2/2/14
10 Seattle (2) at Miami (8) 12/29/84
Seattle (1) at Houston (9) 1/3/88 (OT)
Seattle (7) vs. St. Louis (3) 1/8/05

PASSING

Most First Downs, Passing, Game

19 at Atlanta 1/13/13
16 at Cincinnati 12/31/88
at Green Bay 1/4/04 (OT)
15 vs. St. Louis 1/8/05
vs. Pittsburgh 2/5/06

Fewest First Downs, Passing, Game

- 4 vs. L.A. Raiders 12/22/84
- 5 vs. New Orleans 1/11/14
- 6 at Miami 12/29/84
- at Chicago 1/14/07 (OT)

Most First Downs, Passing, Both Teams, Game

- 35 Seattle (13) vs. New Orleans (22) 1/8/11
- 35 Seattle (19) at Atlanta (16) 1/13/13
- 30 Seattle (16) at Green Bay (14) 1/4/04 (OT)
- Seattle (15) vs. St. Louis (15) 1/8/05

Fewest First Downs Passing, Both Teams, Game

- 12 Seattle (4) at L.A. Raiders (8) 12/22/84
- 16 Seattle (6) at Chicago (10) 1/14/07 (OT)
- Seattle (8) vs. San Francisco (8) 1/19/14
- 17 Seattle (9) vs. Dallas (8) 1/6/07
- 18 Seattle (6) at Miami (12) 12/29/84
- Seattle (9) at Washington (9) 1/6/13

PENALTY

Most First Downs, Penalty, Game

- 4 vs. Dallas 1/6/07
- 3 at Green Bay 1/12/08
- at Chicago 1/16/11
- 2 at L.A. Raiders 1/8/84
- at Cincinnati 12/31/88
- vs. Miami 1/9/00
- at Green Bay 1/4/04 (OT)
- vs. St. Louis 1/8/05
- vs. New Orleans 1/8/11
- vs. New Orleans 1/11/14

Most First Downs, Penalty, Both Teams, Game

- 6 Seattle (2) vs. St. Louis (4) 1/8/05
- 5 Seattle (4) vs. Dallas (1) 1/6/07
- Seattle (2) vs. New Orleans (3) 1/11/14
- 4 Seattle (3) at Green Bay (1) 1/12/08
- Seattle (1) vs. Denver (3) 2/2/14

NET YARDS GAINED RUSHING & PASSING

Most Net Yards Gained, Game

- 491 at Atlanta 1/13/13
- 415 vs. New Orleans 1/8/11
- 413 vs. St. Louis 1/8/05
- 397 vs. Green Bay 1/18/15 (OT)

Fewest Net Yards Gained, Game

- 167 at L.A. Raiders 1/8/84
- 171 vs. Miami 1/9/00
- 200 at Green Bay 1/12/08

Most Yards Gained, Both Teams, Game

- 908 Seattle (491) at Atlanta (417) 1/13/13
- 889 Seattle (415) vs. New Orleans (474) 1/8/11
- 809 Seattle (413) vs. St. Louis (396) 1/8/05
- 737 Seattle (340) at Green Bay (397) 1/4/04 (OT)

Fewest Yards Gained, Both Teams, Game

- 470 Seattle (171) vs. Miami (299) 1/9/00
- 491 Seattle (251) at L.A. Raiders (240) 12/22/84
- 568 Seattle (167) at L.A. Raiders (401) 1/8/84

RUSHING

ATTEMPTS

Most Attempts, Game

- 51 vs. L.A. Raiders 12/22/84
- 42 at Miami 12/31/83
- 38 vs. Denver 12/24/83

Fewest Attempts, Game

- 11 at Houston 1/3/88 (OT)
- 12 at Chicago 1/16/11
- 16 at Cincinnati 12/31/88

Most Attempts, Both Teams, Game

- 76 Seattle (51) at L.A. Raiders (25) 12/22/84
- 72 Seattle (42) at Miami (30) 12/31/83
- 71 Seattle (38) vs. Denver (33) 12/24/83

Fewest Attempts, Both Teams, Game

- 43 Seattle (29) vs. Denver (14) 2/2/14
- 47 Seattle (25) vs. New Orleans (22) 1/8/11
- Seattle (20) vs. St. Louis (27) 1/8/05
- 50 Seattle (21) vs. Washington (29) 1/5/08

YARDS GAINED

Most Yards Gained, Game

- 224 at Washington 1/6/13
- 205 vs. L.A. Raiders 12/22/84
- 194 vs. Green Bay 1/18/15 (OT)

Fewest Yards Gained, Game

- 22 at Cincinnati 12/31/88
- 28 at Green Bay 1/12/08
- 29 at Houston 1/3/88 (OT)

Most Yards Gained, Both Teams, Game

- 329 Seattle (194) vs. Green Bay (135) 1/18/15 (OT)
- 328 Seattle (224) at Washington (104) 1/6/13
- 318 Seattle (137) vs. Pittsburgh (181) 2/5/06

Fewest Yards Gained, Both Teams, Game

- 127 Seattle (49) at Green Bay (78) 1/4/04 (OT)
- 149 Seattle (41) vs. Miami (108) 1/9/00
- 152 Seattle (77) vs. Washington (75) 1/5/08

AVERAGE GAIN

Highest Average Gain, Game

- 6.05 at Washington 1/6/13 (37-224)
- 5.96 vs. New Orleans 1/8/11 (25-149)
- 5.54 vs. Green Bay 1/18/15 (OT) (35-194)

Lowest Average Gain, Game

- 1.38 at Cincinnati 12/31/88 (16-22)
- 1.56 at Green Bay 1/12/08 (18-28)
- 2.05 vs. Miami 1/9/00 (20-41)

TOUCHDOWNS

Fewest Touchdowns, Game

- 0 10 Times (Last: vs. Carolina 1/10/15)

Most Touchdowns, Game

- 3 at Green Bay 1/4/04 (OT)
- 2 at Miami 12/31/83
- vs. Carolina 1/22/06
- at Chicago 1/14/07
- vs. New Orleans 1/11/14
- vs. Green Bay 1/18/15 (OT)

Most Touchdowns, Both Teams, Game

- 5 Seattle (3) at Green Bay (2) 1/4/04 (OT)
- 4 Seattle (1) at Cincinnati (3) 12/31/88
- Seattle (2) vs. New Orleans (2) 1/5/08
- Seattle (1) at Green Bay (3) 1/12/08

Fewest Touchdowns, Both Teams, Game

- 0 Seattle (0) at L.A. Raiders (0) 12/22/84
- Seattle (0) vs. Dallas (0) 1/6/07
- Seattle (0) vs. Carolina (0) 1/10/15
- 1 8 Times (Last: Seattle [1] vs. Denver [0] 2/2/14)

PASSING

ATTEMPTS

Most Attempts, Game

- 50 at Cincinnati 12/31/88
- 49 vs. Pittsburgh 2/5/06
- 46 at Chicago 1/16/11

Fewest Attempts, Game

- 10 vs. L.A. Raiders 12/22/84
- 13 vs. Denver 12/24/83
- 18 vs. New Orleans 1/11/14

Most Attempts, Both Teams, Game

- 95 Seattle (35) vs. New Orleans (60) 1/8/11
- 83 Seattle (45) at Green Bay (38) 1/4/04 (OT)
- 82 Seattle (32) vs. Washington (50) 1/5/08

Fewest Attempts, Both Teams, Game

- 37 Seattle (10) at L.A. Raiders (27) 12/22/84
- 47 Seattle (13) vs. Denver (34) 12/24/83
- 49 Seattle (25) vs. San Francisco (24) 1/19/14

COMPLETIONS

Most Completions, Game

- 27 vs. St. Louis 1/8/05
- 26 vs. Pittsburgh 2/5/06
- at Chicago 1/16/11
- 25 at Green Bay 1/4/04 (OT)

Fewest Completions, Game

- 4 vs. L.A. Raiders 12/22/84
- 9 vs. New Orleans 1/11/14
- 12 vs. Denver 12/24/83

Most Completions, Both Teams, Game

- 61 Seattle (22) vs. New Orleans (39) 1/8/11
- 52 Seattle (18) vs. Denver (34) 2/2/14
- 51 Seattle (25) at Green Bay (26) 1/4/04

Fewest Completions, Both Teams, Game

- 18 Seattle (4) at L.A. Raiders (14) 12/22/84
- 28 Seattle (15) at Washington (13) 1/6/13
- 30 Seattle (15) at Miami (15) 12/31/83
- Seattle (16) vs. San Francisco (14) 1/19/14

Highest Completion %, Game (Min. 20 Attempts)

- 69.23 vs. Denver 2/2/14 (18-26)
- 68.18 vs. Carolina 1/10/15 (15-22)
- 66.67 at Atlanta 1/13/13 (24-36)

Lowest Completion %, Game (Min. 20 Attempts)

- 41.03 at Houston 1/3/88 (16-39) (OT)
- 46.67 vs. Miami 1/9/00 (14-30)
- 47.22 at L.A. Raiders 1/8/84 (17-36)

NET YARDS GAINED

Most Yards Gained, Game

- 368 at Atlanta 1/13/13
- 341 vs. St. Louis 1/8/05
- 291 at Green Bay 1/4/04 (OT)

Fewest Yards Gained, Game

- 46 vs. L.A. Raiders 12/22/84
- 102 at L.A. Raiders 1/8/84
- 130 vs. Miami 1/9/00

Most Yards Gained, Both Teams, Game

- 686 Seattle (277) vs. New Orleans (409) 1/11/14
- 669 Seattle (272) vs. New Orleans (397) 1/8/11
- 651 Seattle (341) vs. St. Louis (313) 1/8/05

Fewest Yards Gained, Both Teams, Game

- 181 Seattle (46) at L.A. Raiders (135) 12/22/84
- 255 Seattle (156) at Washington (99) 1/6/13
- 298 Seattle (102) at L.A. Raiders (196) 1/8/84

TIMES SACKED

Most Times Sacked, Game

- 6 vs. Miami 1/9/00
- 5 at Washington 1/6/13
- vs. Green Bay 1/18/15 (OT)
- 4 at L.A. Raiders 1/8/84
- vs. San Francisco 1/19/14

Fewest Times Sacked, Game

- 0 vs. Dallas 1/6/07
- vs. Denver 2/2/14
- 1 at Miami 12/31/83
- vs. Washington 1/5/08
- vs. New Orleans 1/8/11

Most Times Sacked, Both Teams, Game

- 8 Seattle (2) at L.A. Raiders (6) 12/22/84
- Seattle (3) vs. St. Louis (5) 1/8/05
- 7 Seattle (6) vs. Miami (1) 1/9/00
- Seattle (5) at Washington (2) 1/6/13

Fewest Times Sacked, Both Teams, Game

- 1 Seattle (1) at Miami (0) 12/31/83
- Seattle (0) vs. Denver (1) 2/2/14
- 2 Seattle (2) at Miami (0) 12/29/84
- Seattle (2) at Green Bay (0) 1/4/04 (OT)
- Seattle (0) vs. Dallas (2) 1/6/07
- Seattle (1) vs. New Orleans (1) 1/8/11
- Seattle (2) at Atlanta (0) 1/13/13

TOUCHDOWNS

Most Touchdowns, Game

- 4 vs. New Orleans 1/8/11
- 3 vs. Denver 12/24/83
- at Chicago 1/16/11
- vs. Carolina 1/10/15
- 2 at L.A. Raiders 1/8/84
- at Houston 1/3/88 (OT)
- vs. Dallas 1/6/07
- at Atlanta 1/13/13
- vs. New Orleans 1/11/14
- vs. Denver 2/2/14
- vs. Green Bay 1/18/15 (OT)

Most Touchdowns, Both Teams, Game

- 6 Seattle (4) vs. New Orleans (2) 1/8/11
- 5 Seattle (3) at Chicago (2) 1/16/11
- Seattle (2) at Atlanta (3) 1/13/13
- Seattle (3) vs. Carolina (2) 1/10/15
- 4 Seattle (3) vs. Denver (1) 12/24/83
- Seattle (1) at Miami (3) 12/29/84
- Seattle (1) at Green Bay (3) 1/12/08
- Seattle (2) vs. New Orleans (2) 1/11/14

INTERCEPTIONS BY

Most Interceptions By, Game

- 2 11 Times (Last: vs. Green Bay 1/18/15 (OT))

Most Interceptions By, Both Teams, Game

- 7 Seattle (2) at L.A. Raiders (5) 1/8/84
- 6 Seattle (2) vs. Green Bay (4) 1/18/15 (OT)
- 4 Seattle (2) vs. Washington (2) 1/5/08

YARDS GAINED

Most Yards Gained, Game

- 135 vs. Washington 1/5/08
- 90 vs. Carolina 1/10/15
- 76 vs. Pittsburgh 2/5/06

Most Yards Gained, Both Teams, Game

137 Seattle (135) vs. Washington (2) 1/5/08
 100 Seattle (76) vs. Pittsburgh (24) 2/5/06
 90 Seattle (90) vs. Carolina (0) 1/10/15

TOUCHDOWNS**Most Touchdowns, Game**

2 vs. Washington 1/5/08
 1 vs. Denver 2/2/14
 vs. Carolina 1/10/15

PUNTING**Most Punts, Game**

9 at Chicago 1/16/11
 8 vs. L.A. Raiders 12/22/84
 7 at Miami 12/29/84
 at Houston 1/3/88 (OT)
 vs. Miami 1/9/00
 vs. Washington 1/5/08

Fewest Punts, Game

1 vs. Denver 2/2/14
 2 vs. San Francisco 1/19/14
 3 vs. Denver 12/24/83
 vs. St. Louis 1/8/05
 at Washington 1/6/13

Most Punts, Both Teams, Game

16 Seattle (8) at L.A. Raiders (8) 12/22/84
 15 Seattle (7) vs. Miami (8) 1/9/00
 Seattle (7) vs. Washington (8) 1/5/08
 14 Seattle (9) at Chicago (5) 1/16/11

Fewest Punts, Both Teams, Game

3 Seattle (1) vs. Denver (2) 2/2/14
 5 Seattle (3) at Atlanta (2) 1/13/13
 6 Seattle (3) vs. St. Louis (3) 1/8/05
 Seattle (2) vs. San Francisco (4) 1/19/14

AVERAGE YARDAGE**Highest Average, Punting, Game (4 Punts)**

50.20 vs. Pittsburgh 2/5/06 (6-301)
 47.86 vs. Miami 1/9/00 (7-335)
 44.29 at Houston 1/3/88 (7-310) (OT)

Lowest Average, Punting, Game (4 Punts)

32.00 at L.A. Raiders 1/8/84 (5-160)
 35.00 vs. Dallas 1/6/07 (5-175)
 at Chicago 1/16/11 (9-315)
 35.73 at Chicago 1/14/07 (OT) (11-393)

PUNT RETURNS**Most Punt Returns, Game**

6 vs. Washington 1/5/08
 5 vs. L.A. Raiders 12/22/84
 at Cincinnati 12/31/88
 4 vs. Denver 12/24/83
 vs. Pittsburgh 2/5/06

Fewest Punt Returns, Game

0 at L.A. Raiders 1/8/84
 at Miami 12/31/83
 at Green Bay 1/12/08
 vs. Denver 2/2/14
 1 at Miami 12/29/84
 at Green Bay 1/4/04 (OT)
 vs. St. Louis 1/8/05
 vs. New Orleans 1/8/11
 at Chicago 1/16/11
 vs. New Orleans 1/11/14
 vs. Carolina 1/10/15

Most Punt Returns, Both Teams, Game

9 Seattle (3) vs. Miami (6) 1/9/00
 8 Seattle (5) at L.A. Raiders (3) 12/22/84
 Seattle (5) at Cincinnati (3) 12/31/88
 Seattle (3) vs. Miami (5) 1/9/00
 7 Seattle (4) vs. Denver (3) 12/24/83

Fewest Punt Returns, Both Teams, Game

1 Seattle (0) at L.A. Raiders (1) 1/8/84
 Seattle (1) vs. New Orleans (0) 1/11/14
 Seattle (0) vs. Denver (1) 2/2/14
 Seattle (1) vs. Carolina (0) 1/10/15
 2 Seattle (0) at Miami (2) 12/31/83
 Seattle (2) at Atlanta (0) 1/13/13
 3 Seattle (1) vs. New Orleans (2) 1/8/11
 Seattle (1) at Chicago (2) 1/16/11

YARDS GAINED**Most Yards Gained, Game**

84 vs. Washington 1/5/08
 66 at Houston 1/3/88 (OT)
 58 vs. Denver 12/24/83

Fewest Yards Gained, Game

-1 vs. Washington 1/14/06
 0 at Miami 12/31/83
 at L.A. Raiders 1/8/84
 at Green Bay 1/12/08
 vs. Denver 2/2/14
 5 at Miami 12/29/84
 vs. New Orleans 1/11/14

Most Yards Gained, Both Teams, Game

93 Seattle (66) at Houston (27) 1/3/88 (OT)
 87 Seattle (24) vs. Miami (63) 1/9/00
 84 Seattle (84) vs. Washington (0) 1/5/08

Fewest Yards, Gained, Both Teams, Game

1 Seattle (0) at L.A. Raiders (1) 1/8/84
 2 Seattle (0) at Green Bay (0) 1/12/08
 5 Seattle (5) vs. New Orleans (0) 1/11/14

TOUCHDOWNS**Most Touchdowns, Game**

None

KICKOFF RETURNS**Most Kickoff Returns, Game**

7 at L.A. Raiders 1/8/84
 at Green Bay 1/4/04 (OT)
 at Green Bay 1/12/08
 6 at Houston 1/3/88 (OT)
 vs. St. Louis 1/8/05
 at Chicago 1/14/07 (OT)

Fewest Kickoff Returns, Game

1 vs. New Orleans 1/11/14
 vs. Carolina 1/10/15
 2 vs. Denver 12/24/83
 vs. L.A. Raiders 12/22/84
 vs. Washington 1/5/08
 at Washington 1/6/13
 vs. Denver 2/2/14
 3 at Cincinnati 12/31/88
 vs. San Francisco 1/19/14

Most Kickoff Returns, Both Teams, Game

13 Seattle (7) at Green Bay (6) 1/4/04 (OT)
 12 Seattle (7) at Green Bay (5) 1/12/08
 Seattle (5) vs. New Orleans (7) 1/8/11
 11 Seattle (6) vs. St. Louis (5) 1/8/05

Fewest Kickoff Returns, Both Teams, Game

- 3 Seattle (1) vs. New Orleans (2) 1/11/14
- 4 Seattle (2) at L.A. Raiders (2) 12/22/84
- Seattle (1) vs. Carolina (3) 1/10/15
- 5 Seattle (1) at Atlanta (4) 1/13/13
- Seattle (4) vs. Green Bay (1) 1/18/15 (OT)

YARDS GAINED**Most Yards Gained, Game**

- 166 at Chicago 1/14/07 (OT)
- 159 vs. Miami 1/9/00
- 143 at Chicago 1/16/11

Fewest Yards Gained, Game

- 19 vs. Washington 1/5/08
- 21 vs. New Orleans 1/11/14
- 26 vs. Carolina 1/10/15

Most Yards Gained, Both Teams, Game

- 271 Seattle (111) vs. Dallas (160) 1/6/07
- 247 Seattle (159) vs. Miami (88) 1/9/00
- 234 Seattle (130) at Miami (104) 12/31/83

Fewest Yards Gained, Both Teams, Game

- 64 Seattle (21) vs. New Orleans (43) 1/11/14
- 66 Seattle (38) at L.A. Raiders (28) 12/22/84
- 84 Seattle (58) vs. Green Bay (18) 1/18/15 (OT)

TOUCHDOWNS**Most Touchdowns, Game**

- 1 vs. Miami 1/9/00
- vs. Denver 2/2/14

PENALTIES**Most Penalties, Game**

- 10 vs. Denver 2/2/14
- 9 vs. St. Louis 1/8/05
- 8 vs. San Francisco 1/19/14
- vs. Green Bay 1/18/15 (OT)

Fewest Penalties, Game

- 2 4 Times (Last: at Green Bay 1/4/04) (OT)
- 3 4 Times (Last: vs. Washington 1/5/08)

Most Penalties, Both Teams, Game

- 15 Seattle (7) at L.A. Raiders (8) 12/22/84
- Seattle (8) vs. San Francisco (7) 1/19/14
- Seattle (10) vs. Denver (5) 2/2/14
- 14 Seattle (6) vs. New Orleans (8) 1/11/14
- 13 Seattle (8) vs. Green Bay (5) 1/18/15 (OT)

Fewest Penalties, Both Teams, Game

- 5 Seattle (4) at Miami (1) 12/29/84
- 7 5 Times (Last: Seattle [4] at Washington [3] 1/6/13)

YARDS PENALIZED**Most Yards Penalized, Game**

- 104 vs. Denver 2/2/14
- 70 vs. Pittsburgh 2/5/06
- 66 vs. San Francisco 1/19/14

Fewest Yards Penalized, Game

- 10 vs. Miami 1/9/00
- 13 vs. Dallas 1/6/07
- 15 at Miami 12/31/83
- at Green Bay 1/4/04 (OT)

Most Yards Penalized, Both Teams, Game

- 148 Seattle (104) vs. Denver (44) 2/2/14
- 131 Seattle (66) vs. San Francisco (65) 1/19/14
- 126 Seattle (52) vs. New Orleans (74) 1/11/14

Fewest Yards Penalized, Both Teams, Game

- 25 Seattle (20) at Miami (5) 12/29/84
- 45 4 Times (Last: Seattle [4] at Washington [3] 1/6/13)

FUMBLES**Most Fumbles, Game**

- 3 vs. San Francisco 1/19/14
- 2 vs. St. Louis 1/8/05
- at Washington 1/6/13
- at Green Bay 1/12/08
- vs. Carolina 1/10/15
- vs. Green Bay 1/18/15
- 1 8 Times (Last: at Atlanta 1/13/13)

Fewest Fumbles, Game

- 0 at Miami 12/31/83
- vs. L.A. Raiders 12/22/84
- vs. Miami 1/9/00
- vs. Dallas 1/6/07
- vs. Pittsburgh 2/5/06
- vs. New Orleans 1/8/11
- vs. New Orleans 1/11/14
- vs. Denver 2/2/14

Most Fumbles, Both Teams, Game

- 6 Seattle (3) vs. San Francisco (3) 1/19/14
- 5 Seattle (2) vs. Carolina (3) 1/10/15
- 4 Seattle (1) at L.A. Raiders (3) 1/8/84
- Seattle (1) at Cincinnati (3) 12/31/88
- Seattle (0) at Chicago (4) 1/14/07 (OT)
- Seattle (2) at Green Bay (2) 1/12/08
- Seattle (2) at Washington (2) 1/6/13
- Seattle (0) vs. Denver (4) 2/2/14

Fewest Fumbles, Both Teams, Game

- 0 Seattle (0) vs. Miami (0) 1/9/00
- Seattle (0) vs. Pittsburgh (0) 2/5/06
- 1 Seattle (1) at Miami (0) 12/29/84
- Seattle (1) at Green Bay (0) 1/4/04 (OT)
- Seattle (0) vs. Dallas (1) 1/6/07
- Seattle (1) at Atlanta (0) 1/13/13

Most Fumbles Lost, Game

- 1 8 Times (Last: vs. Green Bay 1/18/15 (OT))

Fewest Fumbles Lost, Game

- 0 16 Times (Last: vs. Carolina 1/10/15)

RECOVERIES**Most Total Fumbles Recovered, Game**

- 3 vs Miami 12/31/83 (3-opp)
- at L.A. Raiders 1/8/84 (2-opp, 1-own)
- at Green Bay 1/12/08 (2-opp, 1-own)
- vs. San Francisco 1/19/14 (1-opp, 2-own)
- vs. Carolina 1/10/15 (1-opp, 2-own)
- 2 5 Times (Last: vs. Denver 2/2/14 [2-opp, 0-own])

Most Own Fumbles Recovered, Game

- 2 vs. St. Louis 1/8/05
- vs. San Francisco 1/19/14
- vs. Carolina 1/10/15
- 1 9 Times (Last: vs. Green Bay 1/18/15 (OT))

TURNOVERS

Most Turnovers, Game

- 5 at L.A. Raiders 1/8/84 (5-Ints)
vs. Green Bay 1/18/15 (OT)(5-Ints, 1-Fum)
- 3 at Cincinnati 12/31/88 (2-Ints, 1-Fum)

Fewest Turnovers, Game

- 0 8 Times (Last: vs. Carolina 1/10/15)
- 1 8 Times (Last: vs. San Francisco 1/19/14 [1-Fum])

Most Turnovers, Both Teams, Game

- 9 Seattle (5) at L.A. Raiders (4) 1/8/84 (7-Ints, 2-Fums)
- 7 Seattle (5) vs. Green Bay (2) 1/18/15 (OT)(6-Ints, 1-Fum)
- 6 Seattle (1) at Miami (5) 12/31/83
- 5 Seattle (3) vs. Cincinnati (2) 12/31/88

Fewest Turnovers, Both Teams, Game

- 1 Seattle (1) at Green Bay (0) 1/4/04 (OT)
Seattle (0) at Chicago (1) 1/16/11
Seattle (0) vs. New Orleans (1) 1/11/14 [1-Fum]
- 2 3 Times (Last: Seattle [1] vs. NO [1] 1/8/11 [2-Fum])



RASHAUN ALLEN
TIGHT END

Height 6-4
Weight 250
College Southern
Seasons NFL Rookie
Born Seahawks Rookie
Hometown February 25, 1980
Cleveland, Ohio

87

ALLEN'S NFL RECORD							
Year	Club	G/S	No	Yds	Avg	LG	TD
2014	Seattle	1/0	0	0	0.0	0	0
NFL TOTALS		1/0	0	0	0.0	0	0

ALLEN'S SINGLE-GAME HIGHS

Most Rec.: None
Most TDs: None

Most Yards: None
Longest Reception: None

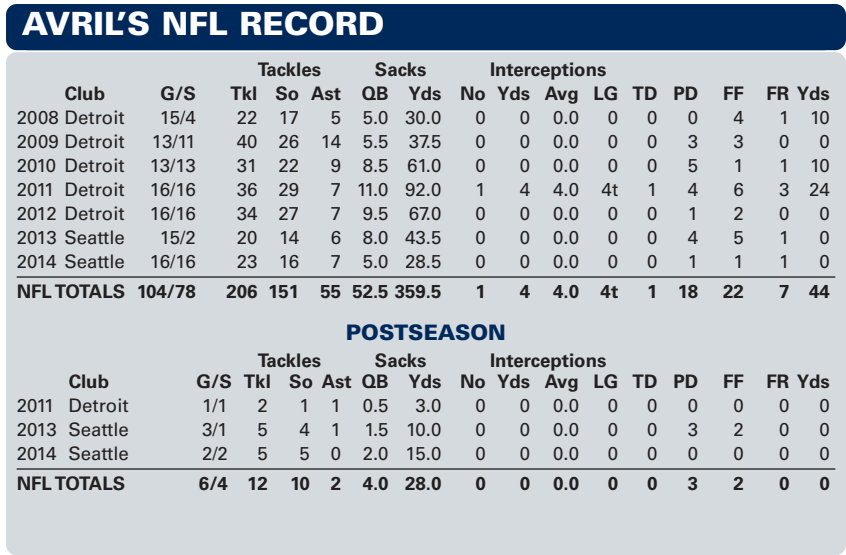
ADDITIONAL STATS

Special Teams Tackles: 2014 (None); Career (None).

ALLEN'S 2014 SEASON

Signed to the active roster from the practice squad on October 18. Waived October 21 and re-signed to practice squad October 22. Released from practice squad October 30. Signed to active roster on November 11 from Minnesota's practice squad. Waived December 20. Signed to practice squad December 23. **at StL (10/19):** Saw action in first-career game.

2014	Opponent	No	Yds	Avg	LG	TD	
Games 1-5		Practice Squad					
10/19	at St. Louis	0	0	0.0	0	0	
Game 7-9		Practice Squad					
Games 10-14		Inactive					
TOTALS (1/0)		0	0	0.0	0	0	



Special Teams Tackles: 2008 (1), 2009 (1), 2010 (1); **Career:** 3.



ALVIN BAILEY

TACKLE

Height

Weight

College

Seasons

Born

Hometown

6-3

320

Arkansas

NFL 2nd, Seahawks 2nd

August 26, 1991

Broken Arrow, Okla.

78

BAILEY’S 2014 SEASON

Den (9/21): Saw action in 2nd quarter at LT in place of Russell Okung (shoulder). **at Wash (10/6):** Inactive (oblique). **Dal (10/12):** Was active, but did not play. **at StL (10/19):** Saw action as an extra blocker in jumbo packages. **at Car (10/26):** Saw action at both guard spots and as an extra blocker in jumbo packages. Saw limited snaps at both guard spots replacing Sweezy and Carpenter who missed snaps with injuries. **Oak (11/2):** Started first-career game at LT in place of Okung (calf), and ended up playing LG late in the game in place of James Carpenter who left with an ankle injury. **NYG (11/9):** Started at LG and helped team rush for a team record 350 yards and tie a franchise record with five rushing TDs. **at KC (11/16):** Started at LG and helped team rush for 204 yards, setting a club record for most rushing yards in back-to-back games. **AZ (11/23):** Started at LG in place of Carpenter (ankle). **at Phi (12/7):** Saw action at LG for one play when Carpenter exited with an elbow injury. **SF (12/14):** Replaced Russell Okung (chest) in the second half at LT. **at AZ (12/21):** Started at LT for Okung (chest) and helped lead offense to a club record 596 total yards. **StL (12/28):** Saw action as an extra blocker in jumbo package. **Car (1/10):** Saw limited action as an extra blocker. **GB (1/18):** Started at RT in place of Justin Britt (knee).

BAILEY’S NFL RECORD

Year	Team	—	GP/GS	Postseason
2013	Seattle	—	14/0	3/1
2014	Seattle	—	14/5	2/1
NFL TOTALS		—	28/5	5/2



MICHAEL BENNETT

DEFENSIVE END

Height
Weight
College
Seasons
Born
Hometown

6-4
274
Texas A&M
NFL 6th, Seahawks 2nd
November 13, 1985
Alief, Texas

72

BENNETT'S NFL RECORD

Club	G/S	Tackles			Sacks		Interceptions					TD	PD	FF	FR	Yds
		So	Ast	QB	Yds	No	Yds	Avg	LG							
2009 Tampa Bay	7/0	5	4	1	1.0	5.0	0	0	0.0	0	0	0	0	0	0	0
2010 Tampa Bay	13/2	21	14	7	1.0	2.0	0	0	0.0	0	0	0	0	0	0	0
2011 Tampa Bay	14/10	47	32	15	4.0	25.0	0	0	0.0	0	0	0	0	1	2	0
2012 Tampa Bay	16/16	41	34	7	9.0	57.0	0	0	0.0	0	0	2	3	0	0	0
2013 Seattle	16/3	31	17	14	8.5	59.5	0	0	0.0	0	0	0	0	1	1	22
2014 Seattle	16/16	39	27	12	7.0	38.0	0	0	0.0	0	0	0	0	1	0	0
NFL TOTALS	82/47	184	128	56	30.5	186.5	0	0	0.0	0	0	2	6	3	22	

POSTSEASON																
Club	G/S	Tackles			Sacks		Interceptions					TD	PD	FF	FR	Yds
		Tkl	So	Ast	QB	Yds	No	Yds	Avg	LG						
2013 Seattle	3/1	11	6	5	1.5	4.0	0	0	0.0	0	0	0	0	2	2	17
2014 Seattle	2/2	7	3	4	0.0	0.0	0	0	0	0	0	0	0	0	0	0
NFL TOTALS	5/3	18	9	9	1.5	4.0	0	0	0.0	0	0	0	0	2	2	17

BENNETT'S SINGLE-GAME HIGHS

Tackles: 5, 8 Times, Last at San Diego (9/14/14)
Sacks: 2.0, 4 Times, Last vs. Green Bay (9/4/14)
TDs: 1, 22 yd FR vs. New Orleans (12/2/13)
FF: 1, 6 Times, Last vs. Green Bay (9/4/14)
FR: 1, 3 Times, Last vs. New Orleans (12/2/13)

BENNETT'S 2014 SEASON

GB (9/4): Tied a career high with 2.0 sacks, including a sack of Aaron Rodgers deep in GB territory and forced a fumble that was recovered by the Packers in the end zone for a safety. **at SD (9/14):** Had team's only sack. **at SF (11/27):** Recorded four tackles, including a sack.

BENNETT'S 2014 GAME-BY-GAME

Game	G/S	T	S	A	QB	Yds.	QH	Int.	Yds.	PD	FF	FR	Yds.
GB (9/4)	1/1	2	2	0	2.0	10.0	2	0	0	0	1	0	0
at SD (9/14)	1/1	5	3	2	1.0	8.0	3	0	0	0	0	0	0
Den (9/21)	1/1	0	0	0	0.0	0.0	2	0	0	0	0	0	0
at Wash (10/6)	1/1	1	0	1	0.0	0.0	1	0	0	0	0	0	0
Dal (10/12)	1/1	2	2	0	0.0	0.0	1	0	0	0	0	0	0
at StL (10/19)	1/1	3	3	0	0.0	0.0	1	0	0	0	0	0	0
at Car (10/26)	1/1	4	0	4	0.0	0.0	0	0	0	0	0	0	0
Oak (11/2)	1/1	3	1	2	0.0	0.0	0	0	0	0	0	0	0
NYG (11/9)	1/1	3	2	1	1.0	5.0	1	0	0	0	0	0	0
at KC (11/16)	1/1	0	0	0	0.0	0.0	0	0	0	0	0	0	0
AZ (11/23)	1/1	1	1	0	0.0	0.0	1	0	0	0	0	0	0
at SF (11/27)	1/1	4	4	0	1.0	3.0	1	0	0	0	0	0	0
at Phi (12/7)	1/1	3	3	0	1.0	5.0	1	0	0	0	0	0	0
SF (12/14)	1/1	2	2	0	0.0	0.0	0	0	0	0	0	0	0
at AZ (12/21)	1/1	4	2	2	1.0	7.0	3	0	0	0	0	0	0
StL (12/28)	1/1	2	2	0	0.0	0.0	1	0	0	0	0	0	0
Totals	16/16	39	27	12	7.0	38.0	18	0	0	0	1	0	0
Car (1/10)	1/1	4	1	3	0.0	0.0	1	0	0	0	0	0	0
GB (1/18)	1/1	3	2	1	0.0	0.0	0	0	0	0	0	0	0
Totals	2/2	7	3	4	0.0	0.0	1	0	0	0	0	0	0



JUSTIN BRITT

TACKLE

Height
Weight
College
Seasons
Born
Hometown

6-6
325
Missouri
Rookie
May 29, 1991
Lebanon, Missouri

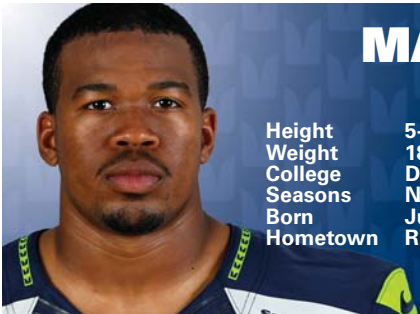
68

BRITT'S 2014 SEASON

Started all 16 regular-season games and helped team lead the NFL with franchise record 2,762 rushing yards, third-highest total in NFL since 1985. **GB (9/4):** Started first-career game at RT and helped team rush for 207 yards (5.6 avg). **at Wash (10/6):** Helped team rush for season-high 225 yards. **at StL (10/19):** Helped Seattle to 171 rushing yards and Russell Wilson become the first player in NFL history to pass for 300 yards and rush for 100 in the same game. **NYG (11/9):** Helped lead team to a club record 350 rushing yards and tie a club record with five rushing TDs. **at KC (11/16):** Helped team to 204 rushing yards, setting a club record for most rushing yards in back-to-back games. **at SF (11/27):** Helped team total 157 rushing yards, including 104 for Lynch. **at AZ (12/21):** Helped lead team to a club-record 596 total yards. **GB (1/18):** Inactive (knee).

BRITT'S NFL RECORD

Year	Team	GP/GS	Postseason
2014	Seattle	16/16	1/1
NFL TOTALS		16/16	1/1



MARCUS BURLEY

CORNERBACK

Height5-11

Weight185

CollegeDelaware

SeasonsNFL 2nd, Seahawks 1st

BornJuly 16, 1990

HometownRichmond, Va.

28

HOW ACQUIRED: Joined Seattle via trade with the Indianapolis Colts on August 30 for an undisclosed 2015 draft choice.

NFL CAREER HIGHLIGHTS:

- Originally signed by the Jacksonville Jaguars as an undrafted free agent on April 28, 2013. Was waived by the Jaguars on the final cutdown date and then signed to their practice squad. Was signed to the Jaguars 53-man roster for one game, but was waived and re-signed to the practice squad. Was released by Jacksonville and then spent parts of the remainder of the 2013 season on the Philadelphia and St. Louis practice squads. Signed to the Colts practice squad on January 7, 2014, and then signed by the Colts to a reserve/future contract on January 13, 2014.

COLLEGE: Was a four-year letterman and appeared in 48 games with 33 starts. Totaled 169 tackles, 18 passes defended, four interceptions, three fumble recoveries and one forced fumble. Started all 11 games as a senior. Earned third-team All-CAA honors as a junior while starting all 11 games at cornerback.

PERSONAL: Attended Highland Springs (Va.) High School and led team to a 10-0 record and a Capital District title in 2007. Majored in sport management and minored in leadership.

BURLEY'S NFL RECORD														
Club	G/S	Tackles			Sacks		Interceptions				TD	PD	FF	FR Yds
		Tkl	So	Ast	QB	Yds	No	Yds	Avg	LG				
2013 Jacksonville	0/0	0	0	0	0.0	0.0	0	0	0.0	0	0	0	0	0
2014 Seattle	13/0	32	22	10	1.0	5.0	1	24	24.0	24	0	5	0	0
NFL TOTALS	13/0	32	22	10	1.0	5.0	1	24	24.0	24	0	5	0	0
POSTSEASON														
Club	G/S	Tackles			Sacks		Interceptions				TD	PD	FF	FR Yds
		Tkl	So	Ast	QB	Yds	No	Yds	Avg	LG				
2014 Seattle	0/0	0	0	0	0.0	0.0	0	0	0	0	0	0	0	0
NFL TOTALS	0/0	0	0	0	0.0	0.0	0	0	0.0	0	0	0	0	0

BURLEY'S SINGLE-GAME HIGHS

Tackles: 8, vs. Dallas (10/12/14)

Sacks: 1, at Philadelphia (12/7/14)

INTs: 1, at Carolina (10/26/14)

TDs: None

FF: None

FR: None

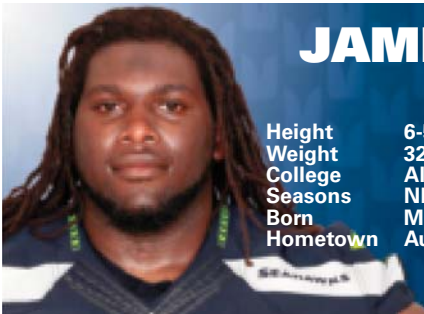
ADDITIONAL STATS

Special Teams Tackles: 2014 (3); Career (3).

BURLEY'S 2014 SEASON

GB (9/4): Active for first game of career and saw action after Jeremy Lane (groin) left injured and assisted on one tackle. **at SD (9/14):** Served as the primary nickel back and logged a career-high six tackles (4 solo) in place of Jeremy Lane (groin). **Den (9/21):** Registered first two passes defended of career seeing action in nickel. **Dal (10/12):** Led team with a career high eight tackles (6 solo). Was pressed into duty in base defense after Maxwell was injured (calf). **at Car (10/26):** Logged first-career interception. **at KC (11/16):** Inactive (hamstring). **AZ (11/23):** Inactive (hamstring). **at Phi (12/7):** Saw limited action at the end of the game in place of Simon (finger) and had two tackles, including first-career sack.

BURLEY'S 2014 GAME-BY-GAME														
Game	G/S	T	S	A	QB	Yds.	QH	Int.	Yds.	PD	FF	FR	Yds.	
GB (9/4)	1/0	1	0	1	0.0	0.0	0	0	0	0	0	0	0	0
at SD (9/14)	1/0	6	4	2	0.0	0.0	0	0	0	0	0	0	0	0
Den (9/21)	1/0	3	2	1	0.0	0.0	0	0	0	2	0	0	0	0
at Wash (10/6)	1/0	4	3	1	0.0	0.0	0	0	0	1	0	0	0	0
Dal (10/12)	1/0	8	6	2	0.0	0.0	0	0	0	0	0	0	0	0
at StL (10/19)	1/0	2	1	1	0.0	0.0	0	0	0	0	0	0	0	0
at Car (10/26)	1/0	3	2	1	0.0	0.0	0	1	24	1	0	0	0	0
Oak (11/2)	1/0	2	1	1	0.0	0.0	0	0	0	1	0	0	0	0
NYG (11/9)	1/0	1	1	0	0.0	0.0	0	0	0	0	0	0	0	0
at KC (11/16)	0/0	Inactive (Hamstring)												
AZ (11/23)	0/0	Inactive (Hamstring)												
at SF (11/27)	1/0	Special Teams Only												
at Phi (12/7)	1/0	2	2	0	1.0	5.0	1	0	0	0	0	0	0	0
SF (12/14)	0/0	Inactive												
at AZ (12/21)	1/0	0	0	0	0.0	0.0	0	0	0	0	0	0	0	0
StL (12/28)	1/0	Special Teams Only												
Totals	13/0	32	22	10	1.0	5.0	1	1	24	5	0	0	0	0
Car (1/10)	0/0	Inactive												
GB (1/18)	0/0	Inactive												
Totals	0/0	0	0	0	0.0	0.0	0	0	0	0	0	0	0	0



JAMES CARPENTER

GUARD

Height

Weight

College

Seasons

Born

Hometown

6-5

321

Alabama

NFL 4th, Seahawks 4th

March 22, 1989

Augusta, Georgia

77

CARPENTER’S NFL RECORD

Helped team lead the NFL with a franchise record 2,762 rushing yards, third-highest total in the NFL since 1985. **GB (9/4)**: Started at LG and helped team rush for 207 yards (5.6 avg.). **at Wash (10/6)**: Helped team rush for season-high 225 yards (6.3 avg.). **at StL (10/19)**: Helped Seattle to 171 rushing yards and Russell Wilson become the first player in NFL history to pass for 300 yards and rush for 100 in the same game. **Oak (11/2)**: Started at LG but left in the second half with an ankle injury and did not return. **NYG (11/9)**: Inactive (ankle). **at KC (11/16)**: Inactive (ankle). **AZ (11/23)**: Inactive (ankle). **at SF (11/27)**: Helped lead team to 157 rushing yards, including 104 by Lynch. **at AZ (12/21)**: Helped lead team to a club record 596 total yards. **GB (1/18)**: Helped lead Lynch to club postseason record 157 rushing yards.

CARPENTER’S NFL RECORD

Year	Team	—	GP/GS		Year	Team	—	GP/GS	Postseason
2011	Seattle	—	9/9		2014	Seattle	—	13/13	2/2
2012	Seattle	—	7/7		NFL TOTALS		—	45/39	4/4
2013	Seattle	—	16/10	2/2					



KAM CHANCELLOR

SAFETY

Height 6-3
Weight 232
College Virginia Tech
Seasons NFL 5th, Seahawks 5th
Born April 3, 1988
Hometown Norfolk, Virginia

31

CHANCELLOR'S NFL RECORD																
Club	G/S	Tackles			Sacks		Interceptions				TD	PD	FF	FR	Yds	
		G/S	Tkl	So	Ast	QB	Yds	No	Yds	Avg	LG					
2010 Seattle	16/0	12	10	2	1.0	3.0	0	0	0.0	0	0	1	0	0	0	0
2011 Seattle	15/15	94	73	21	1.0	10.0	4	27	6.7	9	0	13	1	1	0	0
2012 Seattle	16/16	94	71	23	0.0	0.0	0	0	0.0	0	0	5	1	1	0	0
2013 Seattle	16/16	93	61	32	0.0	0.0	3	78	26.0	32	0	6	1	0	0	0
2014 Seattle	14/14	76	58	18	0.0	0.0	1	52	52.0	52	0	6	1	0	0	0
NFL TOTALS	77/61	369	273	96	2.0	13.0	8	157	19.6	52	0	31	4	2	0	0
POSTSEASON																
Club	G/S	Tackles			Sacks		Interceptions				TD	PD	FF	FR	Yds	
		G/S	Tkl	So	Ast	QB	Yds	No	Yds	Avg	LG					
2010 Seattle	2/0	0	0	0	0.0	0.0	0	0	0.0	0	0	0	0	0	0	0
2012 Seattle	2/2	9	4	5	0.0	0.0	0	0	0.0	0	0	0	0	0	0	0
2013 Seattle	3/3	34	14	20	0.0	0.0	2	2	1.0	2	0	6	0	0	0	0
2014 Seattle	2/2	15	12	3	0.0	0.0	1	90	90.0	90t	1	1	0	0	0	0
NFL TOTALS	9/7	58	30	28	0.0	0.0	3	92	30.7	90t	1	7	0	0	0	0

CHANCELLOR'S SINGLE-GAME HIGHS

Tackles: 11, 3 Times, Last vs. Green Bay (9/4/14)
Sacks: 1, 2 Times, Last at Cleveland (10/23/11)
Interceptions: 1, 8 Times, Last vs. Denver (9/21/14)

FF: 1, 4 Times, Last vs. Denver (9/21/14)
FR: 1, 2 Times, Last vs. San Francisco (12/23/12)

ADDITIONAL STATS

Special Teams Tackles: 2010 (11, FF), 2011 (3, FF), 2012 (6, FR) 2013 (6), 2014 (2); **Career:** 28, 2 FF, FR.
Postseason: 2010 (1), 2012 (1), 2014 (1); **Career:** 3.

CHANCELLOR'S 2014 SEASON

GB (9/4): Tied a career high with 11 tackles (8 solo). **Den (9/21):** Earned NFC Defensive Player of the Week for his performance. Forced a fumble (recovered by K.J. Wright) on the Broncos first play from scrimmage. Recorded first interception of the season late in the fourth quarter and returned it a career-long 52 yards setting up a field goal. **Oak (11/2):** Active, but did not dress after injuring groin during the practice week. **NYG (11/9):** Inactive (groin). **Ariz (11/23):** Earned NFC Defensive Player of the Week. **Car (1/10):** Second on team with 10 tackles (8 solo) and returned an interception 90 yards for a TD, the longest play in franchise postseason history. Also had a special teams stop.

CHANCELLOR'S 2014 GAME-BY-GAME														
Game	G/S	T	S	A	QB	Yds.	QH	Int.	Yds.	PD	FF	FR	Yds.	
GB (9/4)	1/1	11	8	3	0.0	0.0	0	0	0	0	0	0	0	0
at SD (9/14)	1/1	6	6	0	0.0	0.0	0	0	0	0	0	0	0	0
Den (9/21)	1/1	9	6	3	0.0	0.0	0	1	52	2	1	0	0	0
at Wash (10/6)	1/1	5	4	1	0.0	0.0	0	0	0	0	0	0	0	0
Dal (10/12)	1/1	6	4	2	0.0	0.0	0	0	0	0	0	0	0	0
at StL (10/19)	1/1	7	6	1	0.0	0.0	0	0	0	0	0	0	0	0
at Car (10/26)	1/1	3	2	1	0.0	0.0	0	0	0	0	0	0	0	0
Oak (11/2)								Did Not Play (groin)						
NYG (11/9)								Inactive (groin)						
at KC (11/16)	1/1	5	5	0	0.0	0.0	0	0	0	0	0	0	0	0
AZ (11/23)	1/1	8	7	1	0.0	0.0	0	0	0	0	0	0	0	0
at SF (11/27)	1/1	4	2	2	0.0	0.0	0	0	0	1	0	0	0	0
at Phi (12/7)	1/1	1	0	1	0.0	0.0	0	0	0	1	0	0	0	0
SF (12/14)	1/1	2	2	0	0.0	0.0	0	0	0	0	0	0	0	0
at AZ (12/21)	1/1	2	2	0	0.0	0.0	0	0	0	1	0	0	0	0
StL (12/28)	1/1	7	4	3	0.0	0.0	0	0	0	1	0	0	0	0
Totals	14/14	76	58	18	0.0	0.0	0	1	52	6	1	0	0	0
Car (1/10)	1/1	10	8	2	0.0	0.0	0	1	90	1	0	0	0	0
GB (1/18)	1/1	5	4	1	0.0	0.0	0	0	0	0	0	0	0	0
Totals	2/2	15	12	3	0.0	0.0	0	1	90	1	0	0	0	0



LANDON COHEN

DEFENSIVE END

Height6-1

Weight290

CollegeOhio University

SeasonsNFL 6th, Seahawks 1st

BornAugust 3, 1986

HometownSpartanburg, S.C.

67

HOW ACQUIRED: Signed by Seattle as a free agent on January 5, 2015.

NFL CAREER HIGHLIGHTS:


- Originally drafted by the Detroit Lions with the 9th pick in the 7th round (216th overall) of the 2008 NFL Draft. Spent two seasons in Detroit, playing in 20 games with four games started and recording 25 tackles (16 solo). Was waived by the Lions on the final cutdown date in 2010 and then signed by Jacksonville to their active roster where he played in two games before being waived on November 9, 2010. He was signed by New England on 12/22 and played in two games with one start for the Patriots in 2010, logging three tackles (3 solo). Was waived by the Patriots on the final cut-down date in 2011 and claimed by Seattle on 9/4, but was waived on 9/10/11. Signed with New England as a free agent on September 21, 2011 and played in one game, but was released on 9/27. Spent 2012 offseason with Arizona but was released during training camp on 8/25/12. Signed by Philadelphia on August 30 but was released on August 31. Signed by Dallas on July 25, 2013 where he played two games before being released on September 17. Signed by Chicago on September 27, 2013 and played in 13 games with three starts, recording 14

tackles (8 solo). Did not re-sign with Chicago and signed with Buffalo on July 21, 2014 but was released at the end of training camp on August 29, 2014.

COLLEGE: As the 27th player to be drafted in the program's history, Cohen closed out his four-year career amassing 144 career tackles with 39.5 tackles for loss, which tied him for fourth in school history. Also started a team-high 37 consecutive games over the course of his sophomore, junior and senior year. Was the first Bobcat drafted in the NFL Draft since punter Dave Zastudil was picked in the fourth round (112th overall) by the Baltimore Ravens in 2002. As a senior, started 12 games and totaled a career-best 59 tackles, including 12.5 tackles for loss and 1.5 sacks. Started all 14 games as a junior, including the MAC Championship game and the GMAC bowl. Started all 11 games as a sophomore. Was one of only three true freshmen to start all 12 games.

PERSONAL: Earned all-state, all-area and all-region honors as a prep. Member of the Spartanburg Herald-Journal Fantastic 50. Totaled 107 tackles, 28 QB pressures and 6.0 sacks. Helped the Vikings win a state title as a sophomore. Was also a four-year letter winner in track.

COHEN'S NFL RECORD																
Club	Tackles			Sacks			Interceptions									
	G/S	Tkl	So	Ast	QB	Yds	No	Yds	Avg	LG	TD	PD	FF	FR	Yds	
2008 Detroit	6/0	4	2	2	0.0	0.0	0	0	0.0	0	0	0	0	0	0	0
2009 Detroit	14/4	21	14	7	0.0	0.0	0	0	0.0	0	0	0	0	0	0	0
2010 Jacksonville	2/0	2	1	1	0.0	0.0	0	0	0.0	0	0	0	0	0	0	0
2010 New England	2/1	3	3	0	0.0	0.0	0	0	0.0	0	0	0	0	0	0	0
2011 New England	1/0	1	1	0	0.0	0.0	0	0	0.0	0	0	0	0	0	0	0
2013 Dallas	2/0	1	1	0	0.0	0.0	0	0	0.0	0	0	0	0	0	0	0
2013 Chicago	13/3	14	8	6	0.0	0.0	0	0	0.0	0	0	0	0	0	0	0
NFL TOTALS	40/8	46	30	16	0.0	0.0	0	0	0.0	0	0	0	0	0	0	0
POSTSEASON																
Club	Tackles			Sacks			Interceptions									
	G/S	Tkl	So	Ast	QB	Yds	No	Yds	Avg	LG	TD	PD	FF	FR	Yds	
2010 New Eng.	1/0	0	0	0	0.0	0.0	0	0	0.0	0	0	0	0	0	0	0
2014 Seattle	1/0	0	0	0	0.0	0.0	0	0	0.0	0	0	0	0	0	0	0
NFL TOTALS	2/0	0	0	0	0.0	0.0	0	0	0.0	0	0	0	0	0	0	0



DERRICK COLEMAN

FULLBACK

Height6-0

Weight233

CollegeUCLA

SeasonsNFL 3rd, Seahawks 3rd

BornOctober 18, 1990

HometownLos Angeles, Calif.

40

COLEMAN’S NFL RECORD

		Rushing					Receiving				
Club	G/S	Att	Yds	Avg	LG	TD	No	Yds	Avg	LG	TD
2012 Seattle	Practice Squad										
2013 Seattle	12/3	2	3	1.5	4	0	8	62	7.8	12	1
2014 Seattle	5/1	0	0	0.0	0	0	2	29	14.5	15t	1
NFL TOTALS	17/4	2	3	1.5	4	0	10	91	9.1	15t	2

		Rushing					Receiving				
Club	G/S	Att	Yds	Avg	LG	TD	No	Yds	Avg	LG	TD
2013 Seattle	3/0	0	0	0.0	0	0	0	0	0.0	0	0
NFL TOTALS	3/0	0	0	0.0	0	0	0	0	0.0	0	0

COLEMAN’S SINGLE-GAME HIGHS

Rushing

Rush Attempts: 2, vs. New Orleans (12/2/13)

Rush Yards: 3, vs. New Orleans (12/2/13)

Longest Rush: 4, vs. New Orleans (12/2/13)

Most Rush TDs: None

Receiving

Most Receptions: 3, at Carolina (9/8/13)

Most Rec. Yards: 30, at Carolina (9/8/13)

Longest Reception: 15t, Green Bay (9/4/14)

Most Rec. TDs: 1, 2 Times, Last vs. GB (9/4/14)

ADDITIONAL STATS

Special Teams Tackles: 2013 (4), 2014 (1); Career: (5).
Postseason Special Teams Tackles: 2013 (3); Career: (3).

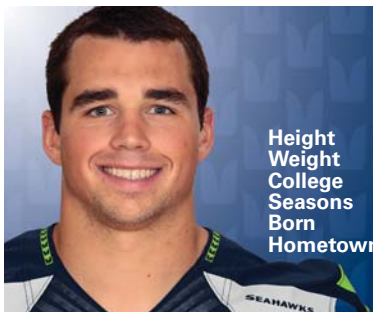
COLEMAN’S 2014 SEASON

Placed on injured reserve October 25. **GB (9/4)**: Helped lead Seattle to 207 rushing yards, including 110 for Lynch. Scored on a career-long 15-yardTD reception late in the game on a fourth-down attempt. **Den (9/21)**: Started at FB. **at Wash (10/6)**: Helped lead team to season-best 225 rushing yards. **at StL (10/19)**: Suffered a broken foot during pregame and did not play.

		Rushing					Receiving				
2014	Opponent	Att	Yds	Avg	LG	TD	Rec	Yds	Avg	LG	Total
09/04	Green Bay	0	0	0.0	0	0	1	15	15.0	15t	15
09/14	at San Diego	0	0	0.0	0	0	0	0	0.0	0	0
09/21	Denver	0	0	0.0	0	0	1	14	14.0	14	14
10/06	at Washington	0	0	0.0	0	0	0	0	0.0	0	0
10/12	Dallas	0	0	0.0	0	0	0	0	0.0	0	0
10/19	at St. Louis	Did Not Play (foot)									
TOTALS (5/1)		0	0	0.0	0	0	2	29	14.5	15t	29

COLEMAN’S GAME-BY-GAME

		Rushing					Receiving					Total
2013	Opponent	Att	Yds	Avg	LG	TD	Rec	Yds	Avg	LG	TD	Total
9/8	at Carolina	0	0	0.0	0	0	3	30	10.0	12	0	30
9/15	San Francisco	0	0	0.0	0	0	0	0	0.0	0	0	0
9/22	Jacksonville	0	0	0.0	0	0	0	0	0.0	0	0	0
9/29	at Houston	0	0	0.0	0	0	1	4	4.0	4	0	4
10/6	at Indianapolis	0	0	0.0	0	0	0	0	0.0	0	0	0
10/13	Tennessee	0	0	0.0	0	0	1	6	6.0	6	0	6
10/17	at Arizona	0	0	0.0	0	0	1	8	8.0	8	0	8
10/28	at St. Louis	Inactive (Hamstring)										
11/3	Tampa Bay	Inactive (Hamstring)										
11/10	at Atlanta	Inactive (Hamstring)										
11/17	Minnesota	Inactive (Hamstring)										
12/2	New Orleans	2	3	1.5	4	0	1	8	8.0	8t	1	11
12/8	at San Francisco	Special Teams Only										
12/15	at N.Y. Giants	0	0	0.0	0	0	0	0	0.0	0	0	0
12/22	Arizona	Special Teams Only										
12/29	St. Louis	0	0	0.0	0	0	1	6	6.0	6	0	6
TOTALS (12/3)		2	3	1.5	4	0	8	62	7.8	12	1	65
1/11	New Orleans	0	0	0.0	0	0	0	0	0.0	0	0	0
1/19	San Francisco	Special Teams Only										
2/2	Denver	Special Teams Only										
Playoff Totals (3/0)		0	0	0.0	0	0	0	0	0.0	0	0	0



BROCK COYLE

LINEBACKER

Height 6-1
Weight 243
College Montana
Seasons Rookie
Born October 12, 1990
Hometown Bozeman, Montana

52

COYLE'S 2014 SEASON

GB (9/4): Saw action in first-career game on special teams and on goal line packages. **Dal (10/12):** Saw action at MLB in place of Bobby Wagner (foot) for most of the second quarter. Notched first-career tackle. **Oak (11/2):** Made first-career start at MLB and had two tackles. **at KC (11/16):** Inactive (glute).

COYLE'S 2014 GAME-BY-GAME


Game	G/S	T	S	A	QB	Yds.	QH	Int.	Yds.	PD	FF	FR	Yds.
GB (9/4)	1/0	0	0	0	0.0	0.0	0	0	0	0	0	0	0
at SD (9/14)	1/0		Special Teams Only										
Den (9/21)	1/0		Special Teams Only										
at Wash (10/6)	1/0		Special Teams Only										
Dal (10/12)	1/0	1	1	0	0.0	0.0	0	0	0	0	0	0	0
at StL (10/19)	1/0		Special Teams Only										
at Car (10/26)	1/0	0	0	0	0.0	0.0	0	0	0	0	0	0	0
Oak (11/2)	1/1	2	1	1	0.0	0.0	0	0	0	0	0	0	0
NYG (11/9)	1/1	2	1	1	0.0	0.0	0	0	0	0	0	0	0
at KC (11/16)	0/0		Inactive (Glute)										
Games 11-14	4/0		Special Teams Only										
at AZ (12/21)	1/0	1	1	0	0.0	0.0	0	0	0	0	0	0	0
StL (12/28)	1/0		Special Teams Only										
Totals	15/2	6	4	2	0.0	0.0	0	0	0	0	0	0	0
Car (1/10)	1/0		Special Teams Only										
GB (1/18)	1/0		Special Teams Only										
Totals	2/0	0	0	0	0.0	0.0	0	0	0	0	0	0	0

COYLE'S SINGLE-GAME HIGHS

Tackles: 2, 2 Times, Last vs. NY Giants (11/9/14) **FF:** None
Sacks: None **FR:** None
Interceptions: None

ADDITIONAL STATS

Special Teams Tackles: 2014 (5); **Career:** 5.
Postseason Special Teams Tackles: 2014 (1); **Career:** 1.



DEMARCUS DOBBS

DEFENSIVE END

Height 6-2
Weight 282
College Georgia
Seasons NFL 4th, Seahawks 1st
Born November 30, 1987
Hometown Savannah, Ga.

95

HOW ACQUIRED: Claimed off of waivers (San Francisco) November 5.

NFL CAREER HIGHLIGHTS:

- Originally signed as an undrafted free agent with San Francisco on July 27, 2011. Was waived by the 49ers November 4, 2014.
- Saw action in 45 games from 2011-14 for the 49ers and totalled 25 tackles and a pass defended.
- Suffered a knee injury vs. Miami December 9, 2012, and was placed on injured reserve, missing the final three games of the season.

COLLEGE: Saw action in 52 games (27 starts) for the Bulldogs, accumulating 78 tackles, 41 QB pressures, 11 TFLs, 7.5 sacks, six passes defended, four forced fumbles and two intercep-

tions. As a senior, appeared in 13 games (10 starts), recording 28 tackles and 15 QB pressures. In 2009, started all 13 games, notching 39 tackles including 4.5 sacks and 14 QB pressures. Also was the recipient of Joseph E. Espy Football Scholarship. As a sophomore, appeared in 13 games (4 starts), recording 19 tackles and an interception (returned for a TD). As a freshman, appeared in 13 games providing depth on the defensive line and played on special teams. Redshirted in 2006.

PERSONAL: Attended Calvary Baptist (Savannah, GA) High School and was a first-team all-state selection by The Atlanta Journal-Constitution and Super Southern 100. Graduated with a degree in consumer economics.

DOBBS' NFL RECORD

Club	G/S	Tackles			Sacks		Interceptions						
		Tkl	So	Ast	QB	Yds	No	Yds	Avg	LG	TD	PD	FF
2011 San Francisco	12/0	2	2	0	0.0	0.0	0	0	0.0	0	0	0	0
2012 San Francisco	12/0	4	2	2	0.0	0.0	0	0	0.0	0	0	0	0
2013 San Francisco	15/0	12	4	8	0.0	0.0	0	0	0.0	0	0	1	0
2014 San Francisco	6/0	7	6	1	0.0	0.0	0	0	0.0	0	0	0	0
Seattle	4/0	4	3	1	0.0	0.0	0	0	0.0	0	0	0	0
NFL TOTALS	49/0	29	17	12	0.0	0.0	0	0	0.0	0	0	1	0

POSTSEASON

Club	G/S	Tackles			Sacks		Interceptions						
		Tkl	So	Ast	QB	Yds	No	Yds	Avg	LG	TD	PD	FF
2011 San Francisco	2/0	0	0	0	0.0	0.0	0	0	0	0	0	0	0
2013 San Francisco	3/0	1	1	0	0.0	0.0	0	0	0	0	0	0	0
2014 Seattle	2/0	3	1	2	0.0	0.0	0	0	0	0	0	0	0
NFL TOTALS	7/0	4	2	2	0.0	0.0	0	0	0	0	0	0	0

DOBBS' SINGLE-GAME HIGHS

Tackles: 3, vs. St. Louis (12/1/13) **TDs:** None
Sacks: None **FF:** None
INTs: None **FR:** None

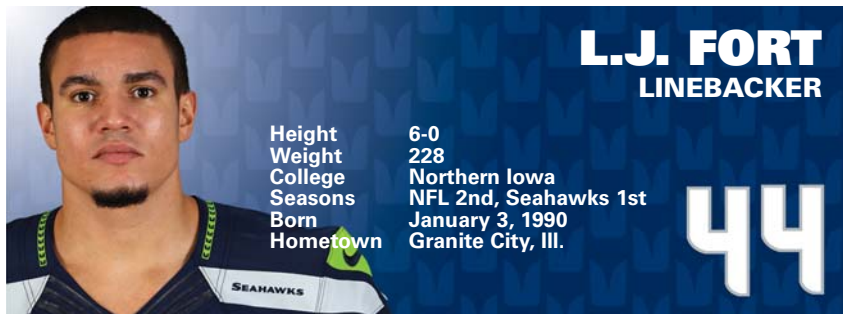
ADDITIONAL STATS

Special Teams Tackles: 2012 (1), 2013 (2), 2014 (5); **Career (8).**

DOBBS' 2014 SEASON

*Claimed by Seattle via waivers (SF) on November 5. **NYG (11/9):** Saw action in first game as a Seahawks DE and assisted on one tackle. Also had a special teams stop. **AZ (11/23):** Inactive (knee). **at Phi (12/7):** Saw action in D-Line rotation, but left in the second quarter with an ankle injury. **SF (12/14):** Inactive (ankle). **at AZ (12/21):** Inactive (ankle).*

DOBBS' 2014 GAME-BY-GAME

[illegible]

HOW ACQUIRED: Signed to Seattle's 53-man roster on October 29, 2014. Originally signed to Seattle's practice squad on October 21, 2014.

NFL CAREER HIGHLIGHTS:

- Originally signed as an undrafted free agent by Cleveland on May 3, 2012. Did not play in 2013 after being released by the Browns following 2012 training camp. Spent the 2014 offseason and training camp with the Denver Broncos before being released on August 31.
- Saw action in all 16 games with one start as a rookie in 2012 for Cleveland and totaled 13 tackles with one sack and one interception. First NFL start came in first game versus Philadelphia in which he had a pair of tackles and his lone career INT and sack.

COLLEGE: Started 34-of-50 games played at the University of Northern Iowa and finished his career ranked fifth in school history with 356 defensive stops. Finished his senior season in 2011 as the Division I FCS leader in total tackles (184) and tackles per game (14.2). Named the Missouri Valley Football Conference Defensive Player of the Year in 2011 and was tabbed as the FCS National Defensive Player of the Year by *College Sporting News* and *College Sports Madness*.

PERSONAL: Attended Waynesville (Mo.) High School, where he was named the Missouri Class 5A Player of the Year in 2007 while helping his school to its first-ever state title. Full name is Larry Fort, Jr.

FORT'S NFL RECORD

Club	G/S	Tackles			Sacks		Interceptions							FF	FR	Yds
		Tkl	So	Ast	QB	Yds	No	Yds	Avg	LG	TD	PD				
2012 Cleveland	16/1	13	8	5	1.0	1.0	1	10	10.0	10	0	3	0	0	0	
2014 Seattle	1/0	0	0	0	0.0	0.0	0	0	0.0	0	0	0	0	0	0	
NFL TOTALS	17/1	13	8	5	1.0	1.0	1	10	10.0	10	0	3	0	0	0	

FORT'S SINGLE-GAME HIGHS

Tackles: 9, at N.Y. Giants (10/7/12)
Sacks: 1, vs. Philadelphia (9/9/12)
INTs: 1, vs. Philadelphia (9/9/12)

TDs: None
FF: None
FR: None

ADDITIONAL STATS

Special Teams Tackles: 2012 (7); Career (7).

FORT'S 2014 SEASON

Signed to Seahawks practice squad October 21. Signed to active roster from practice squad October 29. Released on November 4 and re-signed to practice squad November 6. Released from practice squad November 11. **Oak (11/2):** Saw action in first game for Seattle on special teams.

FORT'S 2014 GAME-BY-GAME

Game	G/S	T	S	A	QB	Yds.	QH	Int.	Yds.	PD	FF	FR	Yds.
Oak (11/2)	1/0												
Totals	1/0	0	0	0	0.0	0.0	0	0	0	0	0	0	0



GARRY GILLIAM
TACKLE

Height 6-5
Weight 306
College Penn State
Seasons Rookie
Born November 26, 1990
Hometown Carlisle, Pa.

79

GILLIAM'S 2014 SEASON

GB (9/4): Saw action in first-career game as an extra blocker in jumbo packages. **at SD (9/14):** Active, but did not play. **Den (9/21):** Inactive. **at Wash (10/6):** Saw action as extra blocker. **Dal (10/12):** Saw action on special teams. **at Car (10/26):** Saw limited snaps at G due to injuries to Sweezy and Carpenter. **Oak (11/2):** Made first-career start when team used an extra blocker to open the game. Pressed into duty at LG for Carpenter (ankle), but ended up swapping with Bailey and played LT to finish the game. Bailey moved to RG. **NYG (11/9):** Saw time at tight end and as an extra blocker in jumbo packages. Helped team set a record with 350 rushing yards and tie a club record with five rushing TDs. **at KC (11/16):** Saw action as extra blocker and helped team to 204 rushing yards and a club record 554 rushing yards over a two-game span. **at SF (11/27):** Saw action as an extra blocker. **GB (1/18):** Saw action on special teams and was on the receiving end of Seattle's first TD, a 19-yard pass from Jon Ryan on a fake field goal.

GILLIAM'S NFL RECORD

Year	Team	—	GP/GS	Postseason
2014	Seattle	—	14/1	2/0
NFL TOTALS		—	14/1	2/0



CLINT GRESHAM
LONG SNAPPER

Height 6-3
Weight 240
College Texas Christian
Seasons NFL 5th, Seahawks 5th
Born August 24, 1986
Hometown Corpus Christi, Tex.

49

GRESHAM'S 2014 SEASON


Handles all snapping duties.

GRESHAM'S NFL RECORD

Year	Team	GP/GS	Postseason
2010	Seattle	16/0	2/0
2011	Seattle	16/0	
2012	Seattle	16/0	2/0
2013	Seattle	16/0	3/0
2014	Seattle	16/0	2/0
NFL TOTALS		80/0	9/0

GRESHAM'S ADDITIONAL STATS

Special Team Tackles: 2010 (1), 2011 (1), 2012 (1), 2013 (2); **Career: (5).**



PERCY HARVIN

WIDE RECEIVER

Height
Weight
College
Seasons
Born
Hometown

5-11
184
Florida
NFL 6th, Seahawks 2nd
May 28, 1988
Virginia Beach, Va.

11

HARVIN'S NFL RECORD

		Receiving						Rushing				
	Club	G/S	No	Yds	Avg	LG	TD	Att	Yds	Avg.	LG	TD
2009	Minnesota	15/8	60	790	13.2	51t	6	15	135	9.0	35	0
2010	Minnesota	14/13	71	868	12.2	53t	5	18	107	5.9	17t	1
2011	Minnesota	16/14	87	967	11.1	52t	6	52	345	6.6	39	2
2012	Minnesota	9/8	62	677	10.9	45	3	22	96	4.4	20	1
2013	Seattle	1/0	1	17	17.0	17	0	0	0	0.0	0	0
2014	Seattle	5/4	22	133	6.0	33	0	11	92	8.4	51t	1
NFL TOTALS		60/47	303	3,452	11.4	53t	20	118	775	6.6	51t	5
Kickoff Returns												
Year	Club	G/S	No	Yds	Avg	LG	TD					
2009	Minnesota	15/8	42	1,156	27.5	101t	2					
2010	Minnesota	14/13	40	933	23.3	95t	1					
2011	Minnesota	16/14	16	520	32.5	104	1					
2012	Minnesota	9/8	16	574	35.9	105t	1					
2013	Seattle	1/0	1	58	58.0	58	0					
2014	Seattle	5/4	12	283	23.6	46	0					
NFL TOTALS		60/47	127	3,524	27.7	105t	5					
POSTSEASON												
		Receiving						Rushing				
	Club	G/S	No	Yds	Avg	LG	TD	Att	Yds	Avg.	LG	TD
2009	Minnesota	2/1	6	39	6.5	20	0	7	38	5.4	14	0
2013	Seattle	2/0	4	26	6.5	16	0	3	54	18.0	30	0
NFL TOTALS		4/1	10	65	6.5	20	0	10	92	9.2	30	0
Kickoff Returns												
Year	Club	G/S	No	Yds	Avg	LG	TD					
2009	Minnesota	2/1	2	33	16.5	17	0					
2013	Seattle	2/0	1	87	87.0	87t	1					
NFL TOTALS		4/1	3	120	40.0	87t	1					

HARVIN'S SINGLE-GAME HIGHS

RECEIVING		KICKOFF RETURNS
Most Receptions: 12 at Indianapolis (9/16/12)		Kickoff Returns: 7 at N.Y. Jets (10/11/10)
Most Rec. Yards: 156 vs. Denver (12/4/11)		Kickoff Return Yards: 180 vs. San Francisco (9/27/09)
Longest Reception: 53t at Chicago (11/14/10)		Longest KO Return: 105t at Detroit (9/30/12)
Most Rec. TDs: 2, 2 Times, Last vs. Denver (12/4/11)		Most KO Return TDs: 1, 5 Times, Last at Det (9/30/12)
RUSHING		
Rush Attempts: 5, 5 Times, Last vs. Jax (9/9/12)		
Rush Yards: 67 at Kansas City (10/2/11)		
Longest Rush: 51t at San Diego (9/14/14)		
Most Rush TDs: 1, 5 Times, Last at San Diego (9/14/14)		

HARVIN'S 2014 SEASON

Traded to the N.Y. Jets on October 17 for a conditional 2015 draft choice. **GB (9/4):** Started and totaled 160 combined yards. Led team with seven receptions for 59 yards. **at SD (9/14):** Had a career-long 51-yard run for a TD in the first quarter on a 3rd-down mis-direction pitch. Marked fifth-career rushing TD and fourth-career TD of 50-or-more yards from scrimmage. **Den (9/21):** Led team with seven receptions. **at Wash (10/6):** Scored three TDs that were all called back due to penalty (16, 26 and 41 yards).

		Receiving					Rushing						
2014	Opponent	Att	Yds	Avg	LG	TD	Rec	Yds	Avg	LG	TD	Total	
09/04	Green Bay	7	59	8.4	33	0	4	41	10.3	16	0	100	
09/14	at San Diego	1	5	5.0	5	0	2	45	22.5	51t	1	50	
09/21	Denver	7	42	6.0	11	0	0	0	0.0	0	0	42	
10/06	at Washington	4	27	6.8	13	0	2	7	3.5	6	0	34	
10/12	Dallas	3	0	0.0	5	0	3	-1	-0.3	0	0	-1	
TOTALS (5/4)		22	133	6.0	33	0	11	92	8.4	51t	1	183	

		Kickoff Returns						
2014	Opponent	Att	Yds	Avg	LG	TD		
09/04	Green Bay	3	60	20.0	31	0		
09/14	at San Diego	3	68	22.7	30	0		
09/21	Denver	1	13	13.0	13	0		
10/06	at Washington	0	0	0.0	0	0		
10/12	Dallas	5	142	28.4	46	0		
TOTALS (5/4)		12	283	23.6	46	0		

HARVIN'S GAME-BY-GAME

		Receiving					Rushing						
2009	Opponent	Rec	Yds	Avg	LG	TD	Att	Yds	Avg	LG	TD	Total	
9/13	at Cleveland	3	36	12.0	21	1	2	22	11.0	11	0	58	
9/20	at Detroit	5	41	8.2	11	1	2	14	7.0	13	0	55	
9/27	San Francisco	4	51	12.8	18	0	1	-8	-8.0	-8	0	43	
10/5	Green Bay	2	39	19.5	43	0	0	0	0.0	0	0	39	
10/11	at St. Louis	4	66	16.5	24	0	0	0	0.0	0	0	66	
10/18	Baltimore	2	10	5.0	8	0	1	2	2.0	2	0	12	
10/25	at Pittsburgh	3	42	14.0	28	0	1	7	7.0	7	0	49	
11/1	at Green Bay	5	84	16.8	51t	1	1	2	2.0	2	0	86	
11/15	Detroit	3	53	17.7	40	0	1	7	7.0	7	0	60	
11/22	Seattle	5	79	15.8	25	1	0	0	0.0	0	0	79	
11/29	Chicago	6	101	16.8	31	1	2	45	22.5	35	0	146	
12/6	at Arizona	6	79	13.2	31t	1	2	22	11.0	13	0	101	
12/13	Cincinnati	Inactive											
12/20	at Carolina	0	0	0.0	0	0	0	0	0.0	0	0	0	
12/28	at Chicago	4	40	10.0	19	0	1	0	0.0	0	0	40	
1/3/10	N.Y. Giants	7	59	8.4	18	0	1	22	22.0	22	0	81	
TOTALS (15/8)		60	790	13.2	51t	6	15	135	9.0	35	0	925	
11/17/10	Dallas	1	1	1.0	1	0	3	23	7.7	14	0	24	
1/24/10	at New Orleans	5	38	7.6	20	0	4	15	3.8	10	0	53	
PLAYOFFS (2/1)		6	39	6.5	20	0	7	38	5.4	14	0	77	
		Receiving					Rushing						
2010	Opponent	Rec	Yds	Avg	LG	TD	Att	Yds	Avg	LG	TD	Total	W/L
9/9	at New Orleans	1	2	2.0	2	0	1	12	12.0	12	0	14	
9/19	Miami	5	32	6.4	13	0	0	0	0.0	0	0	32	
9/26	Detroit	6	62	10.3	24t	1	2	13	6.5	10	0	75	
10/11	at NY Jets	5	97	19.4	34	2	0	0	0.0	0	0	97	
10/17	Dallas	3	21	7.0	10	0	2	18	9.0	11	0	39	
10/24	at Green Bay	5	65	13.0	37	0	3	41	13.7	17t	1	106	
10/31	at New England	6	104	17.3	30	0	0	0	0.0	0	0	104	
11/7	Arizona	9	126	14.0	28	0	0	0	0.0	0	0	126	
11/14	at Chicago	4	64	16.0	53t	1	0	0	0.0	0	0	64	
11/21	Green Bay	2	12	6.0	9	0	2	18	9.0	16	0	30	
11/28	at Washington	5	32	6.4	9	0	3	14	4.7	8	0	46	
12/5	Buffalo	Inactive											
12/13	N.Y. Giants	Inactive											
12/20	Chicago	5	72	14.4	23t	1	1	-1	-1.0	-1	0	71	
12/28	at Philadelphia	7	100	14.3	46	0	2	6	3.0	7	0	106	
1/2/11	at Detroit	8	69	8.6	20	0	2	-4	-2.0	1	0	65	
TOTALS (13/6)		71	868	12.2	53t	5	18	107	5.9	17t	1	975	

		-----Receiving-----					-----Rushing-----					Total	W/L
		Rec	Yds	Avg	LG	TD	Att	Yds	Avg	LG	TD		
2011	Opponent												
9/11	at San Diego	2	7	3.5	5	0	4	15	3.7	8	0	22	
9/18	Tampa Bay	7	76	10.9	19	0	2	18	9.0	10	0	94	
9/26	Detroit	3	47	15.7	21	0	2	41	20.5	39	0	88	
10/2	at Kansas City	5	42	8.4	22	0	4	67	16.8	23	0	109	
10/9	Arizona	1	11	11.0	11	0	1	12	12.0	12	0	23	
10/16	at Chicago	7	78	11.1	20	0	1	5	5.0	5	0	83	
10/23	Green Bay	2	15	7.5	9	0	2	8	4.0	6	0	23	
10/30	at Carolina	4	58	14.5	22	0	3	16	5.3	10t	1	74	
11/14	at Green Bay	6	52	8.7	12	0	3	18	6.0	11	0	70	
11/20	Oakland	6	73	12.2	26t	1	5	21	4.2	18	0	94	
11/27	at Atlanta	8	95	11.9	39t	1	5	11	2.2	3	0	106	
12/4	Denver	8	156	19.5	52t	2	5	19	3.8	13	0	175	
12/11	at Detroit	10	69	6.9	16	1	4	40	10.0	32	0	109	
12/18	New Orleans	3	8	2.7	5	0	1	-1	-1.0	-1	0	7	
12/24	at Washington	5	65	13.0	36	1	4	39	9.8	31	0	104	
1/1/12	Chicago	10	115	11.5	23	0	5	13	2.6	13	1	128	
TOTALS (16/14)		87	967	11.1	52t	6	52	345	6.6	39	2	1,312	
		-----Receiving-----					-----Rushing-----						
2012	Opponent	Rec	Yds	Avg	LG	TD	Att	Yds	Avg	LG	TD	Total	
9/9	Jacksonville	6	84	14.0	20	0	5	20	4.0	9	0	104	
9/16	at Indianapolis	12	104	8.7	20	0	2	13	6.5	20	0	117	
9/23	San Francisco	9	89	9.9	24	0	1	9	9.0	9	0	98	
9/30	at Detroit	3	22	7.3	17	0	3	12	4.0	14	0	34	
10/7	Tennessee	8	108	23.5	45	1	2	8	4.0	4t	1	116	
10/14	at Washington	11	133	12.1	23	0	2	1	0.5	2	0	134	
10/21	Arizona	4	37	9.3	14	1	2	10	5.0	5	0	47	
10/25	Tampa Bay	7	90	12.9	32	1	1	-1	-1.0	-1	0	89	
11/4	at Seattle	2	10	5.0	9	0	4	24	6.0	15	0	34	
TOTALS (9/8)		62	677	10.9	45	3	22	96	4.4	20	1	773	
		-----Receiving-----					-----Rushing-----						
2013	Opponent	Rec	Yds	Avg	LG	TD	Att	Yds	Avg	LG	TD	Total	
Games 1-6		PUP (Hip)											
Games 7-10		Roster exempt											
11/17	Minnesota	1	17	17.0	17	0	0	0	0.0	0	0	17	
Games 12-16		Inactive (Hip)											
TOTALS (1/0)		1	17	17.0	17	0	0	0	0.0	0	0	17	
1/11	New Orleans	3	21	7.0	16	0	1	9	9.0	9	0	30	
1/19	San Francisco	Inactive (Concussion)											
2/2	Denver	1	5	5.0	5	0	2	45	22.5	30	0	50	
PLAYOFFS (2/0)		4	26	6.5	16	0	3	54	18.0	30	0	80	

HARVIN'S KICKOFF RETURN TDS

101	San Francisco	09/27/09	103	at San Diego	09/11/11
88	at Pittsburgh	10/25/09	105	at Detroit	09/30/12
95	Dallas	10/17/10	87	Denver*	02/02/14

* Super Bowl XLVIII



STEVEN HAUSCHKA

KICKER

Height

6-4

Weight

210

College

North Carolina St.

Seasons

NFL 7th, Seahawks 4th

Born

June 29, 1985

Hometown

Needham, Mass.

Pronunciation

HOWSH-kuh

4

HAUSCHKA'S NFL RECORD

KICKING

Club	G	PAT-Att	FG-Att	1-19	20-29	30-39	40-49	50+	FG%	LG	Pts
2008 Baltimore	8/0	0-0	1-2	0-0	0-0	0-0	0-0	1-2	50.0	54	3
2009 Baltimore	9/0	27-28	9-13	0-0	1-1	5-7	3-5	0-0	69.2	44	54
2010 Denver	4/0	10-10	6-7	0-0	1-1	3-3	2-3	0-0	85.7	49	28
2011 Seattle	16/0	34-34	25-30	2-2	5-6	9-10	7-8	2-4	83.3	52	109
2012 Seattle	16/0	46-48	24-27	1-1	7-7	10-10	5-5	1-4	88.9	52	118
2013 Seattle	16/0	44-44	33-35	0-0	10-11	9-9	11-12	3-3	94.3	53	143
2014 Seattle	16/0	41-41	31-37	0-0	10-10	10-10	9-13	2-4	83.8	58	134
NFL TOTALS	85/0	202-205	129-151	3-3	34-36	46-49	37-46	9-17	85.4	58	589

POSTSEASON

Club	G	PAT-Att	FG-Att	1-19	20-29	30-39	40-49	50+	FG%	LG	Pts
2008 Baltimore	3/0										
2012 Seattle	1/0	1-1	3-3	0-0	2-2	1-1	0-0	0-0	100.0	32	10
2013 Seattle	3/0	9-9	8-8	0-0	1-1	4-4	3-3	0-0	100.0	49	33
2014 Seattle	2/0	6-6	1-1	0-0	0-0	1-1	0-0	0-0	100.0	37	9
PLAYOFFS	9/0	16-16	12-12	0-0	3-3	6-6	3-3	0-0	100.0	49	52

HAUSCHKA'S SINGLE-GAME HIGHS

Most FGs Att.: 5 vs. Baltimore (11/13/11)

Most FGs Made: 5 vs. Baltimore (11/13/11)

Longest FG Att.: 61 vs. Atl (10/2/11) and at Det (10/28/12)

Longest FG Made: 58 at Carolina (10/26/14)

Most PATs Att.: 7 vs. Arizona (12/9/12)

Most PATs Made: 7 vs. Arizona (12/9/12)

Points Scored: 16, 2 Times, Last vs. Ariz (12/9/12)

Consecutive Games with FG: 14* (10/9/11 - 9/16/12)

*Franchise record

ADDITIONAL STATS

Special Team Tackles: 2009 (1), 2011 (1), 2012 (3), 2014 (1); Career: (6).

HAUSCHKA'S 2014 SEASON

Dal (10/12): Connected on a season-long 48 yard field goal. at Car (10/26): Connected on both FG attempts, including a career and franchise record long 58-yard field goal. AZ (11/23): Connected on 4-5 FG attempts making good from 52 yards and also having his one miss blocked, a 49-yard attempt.

2014	Opp	Pts	PAT-Att	FG-FGA	Made
09/04	GB	10	4-4	2-2	20, 35
09/14	at SD	3	3-3	0-0	
09/21	Den	8	2-2	2-3	20, 28
10/06	at Wash	9	3-3	2-2	40, 43
10/12	Dal	11	2-2	3-3	33,33,48
10/19	at StL	8	2-2	2-2	24, 35

Opp	Pts	PAT-Att	FG-FGA	Made
10/26 at Car	7	1-1	2-2	58, 29
11/02 Oak	12	3-3	3-4	34, 30,40
11/09 NYG	8	5-5	1-1	28
11/16 at KC	8	2-2	2-2	24,27
11/23 AZ	13	1-1	4-5	27, 32, 52, 40
11/27 at SF	13	1-1	4-4	21, 36, 35, 46
12/07 at Phi	6	3-3	1-1	44
12/14 SF	5	2-2	1-1	38
12/21 at AZ	5	5-5	0-3	
12/28 StL	8	2-2	2-2	42, 45
TOTALS	134	41-41	31-37	Long: 58
1/10 Car	7	4-4	1-1	37
1/18 GB	2	2-2	0-0	
TOTALS	9	6-6	1-1	Long: 37

HAUSCHKA'S GAME-BY-GAME KICKING

2008

Opp	Pts	PAT-Att	FG-FGA	Made
9/7 Cin	0	0-0	0-0	
Games 2-7		Practice Squad		
11/2 at Clev		Inactive		
11/9 at Hou	3	0-0	1-1	54
11/16 at NYG		Kickoffs Only		
11/23 Phil	0	0-0	0-1	
Games 12-14		Kickoffs Only		
12/20 at Dal		Inactive		
12/28 Jac		Kickoffs Only		
TOTALS (8/0)	3	0-0	1-2	Long: 54
1/4 at Mia		Kickoffs Only		
1/10 at Ten		Kickoffs Only		
1/18 at Pit		Kickoffs Only		

2009

Opp	Pts	PAT-Att	FG-FGA	Made
9/13 KC	8	5-5	1-2	44
9/20 at SD	7	4-4	1-1	33
9/27 Cle	10	4-4	2-2	36,33
10/4 at NE	3	3-3	0-0	
10/11 Cin	2	2-2	0-0	
10/19 at Min	7	4-4	1-2	29
11/1 Den	12	3-3	3-3	43, 35, 31
11/9 at Cin	1	1-1	0-1	
11/16 at Cle	4	1-2	1-2	44
1/3/10 at TB		Inactive		
TOTALS (9/0)	54	27-28	9-13	Long: 44

PLAYOFFS (3/0)

Kickoffs Only

2010

Opp	Pts	PAT-Att	FG-FGA	Made
Games 1-12		Not With a Team		
12/12 at Ari	7	1-1	2-3	32, 30
12/19 at Oak	11	2-2	3-3	46, 49, 35
12/26 Hou	6	3-3	1-1	27
1/2/11 SD	4	4-4	0-0	
TOTALS (4/0)	28	10-10	6-7	Long: 49

2011

Opp	Pts	PAT-Att	FG-FGA	Made
9/11 at SF	5	2-2	1-1	39
9/18 at Pit	0	0-0	0-0	
9/25 Ari	7	1-1	2-2	30,52
10/2 Atl	4	4-4	0-1	
10/9 at NYG	10	4-4	2-2	51,43
10/23 at Cle	3	0-0	1-1	20
10/30 Cin	6	0-0	2-2	47,25
11/6 at Dal	7	1-1	2-3	45,32
11/13 Bal	16	1-1	5-5	22,38,39,35,30
11/20 at StL	6	3-3	1-1	19
11/27 Was	5	2-2	1-2	36
12/1 Phi	7	4-4	1-1	49
12/12 StL	12	3-3	3-4	42,23,48
12/18 at Chi	8	5-5	1-1	33
12/24 SF	5	2-2	1-1	19
1/1/12 at Ari	8	2-2	2-3	43, 26
TOTALS (16/0)	109	34-34	25-30	Long: 52

2012

Opp	Pts	PAT-Att	FG-FGA	Made
9/9 at Ari	10	1-1	3-4	27, 47, 39
9/16 Dal	9	3-3	2-2	21,25
9/24 GB	2	2-2	0-0	
9/30 at StL	7	1-1	2-2	31, 30
10/7 at Car	10	1-1	3-3	22, 36, 46
10/14 NE	6	3-3	1-1	34
10/18 at SF	6	0-0	2-3	52, 35
10/28 at Det	6	3-3	1-2	23
11/4 Min	6	3-4	1-1	40
11/11 NYJ	4	4-4	0-0	
11/25 at Mia	3	3-3	0-0	
12/2 at Chi	5	2-2	1-1	31
12/9 Ari	16	7-7	3-3	31, 28, 32
12/16 at Buf	14	5-6	3-3	19, 33, 23
12/23 SF	6	6-6	0-0	
12/30 StL	8	2-2	2-2	43, 49
TOTALS (16/0)	118	46-48	24-27	Long: 52
1/6 at Was	10	1-1	3-3	32, 29, 22

PLAYOFFS (1/0)

10 1-1 3-3 Long: 32

2013

Opp	Pts	PAT-Att	FG-FGA	Made
9/8 at Car	6	0-0	2-2	27, 40
9/15 SF	9	3-3	2-2	30, 37
9/22 Jax	9	6-6	1-1	21
9/29 at Hou	11	2-2	3-3	48, 39, 45
10/6 at Ind	14	2-2	4-5	42,36,41,46
10/13 Tenn	8	2-2	2-2	31, 29
10/17 at Ariz	10	4-4	2-2	51, 42
10/28 at StL	2	2-2	0-0	
11/3 TB	9	3-3	2-2	36, 27
11/10 at Atl	15	3-3	4-4	39, 43, 44, 53
11/17 Min	11	5-5	2-2	50, 26
12/2 NO	10	4-4	2-2	26, 20
12/8 at SF	5	2-2	1-1	31
12/15 at NYG	11	2-2	3-3	49, 44, 24
12/22 Ariz	4	1-1	1-2	27
12/29 StL	9	3-3	2-2	28, 35
TOTALS	143	44-44	33-35	Long: 53
1/11 NO	11	2-2	3-3	38, 49, 26
1/19 SF	11	2-2	3-3	32, 40, 47
2/2 Den	11	5-5	2-2	31, 33

Playoff Totals

33 9-9 8-8 Long: 49



COOPER HELFET

TIGHT END

Height 6-3
Weight 239
College Duke
Seasons NFL 3rd, Seahawks 3rd
Born June 2, 1989
Hometown Kentfield, Calif.

84

HELFET'S NFL RECORD

Year	Club	G/S	No	Yds	Avg	LG	TD
2012	Seattle	0/0	Practice Squad				
2013	Seattle	0/0					
2014	Seattle	10/2		12	185	15.4	36
NFL TOTALS		10/2	12	185	15.4	36	2

POSTSEASON

Year	Club	G/S	No	Yds	Avg	LG	TD
2014	Seattle	1/1	0	0	0.0	0	0
NFL TOTALS		1/1	0	0	0.0	0	0

HELFET'S SINGLE-GAME HIGHS

Most Rec.: 3, at St. Louis (10/19/14)
Most TDs: 1, 2Tjimes, Last vs. Arizona (11/23/14)

Most Yards: 61, at St. Louis (10/19/14)
Longest Reception: 36, at Washington (10/6/14)

ADDITIONAL STATS

Special Teams Tackles: 2014 (2); Career (2).

HELFET'S 2014 SEASON

Den (9/21): Saw action in first-career game on special teams. **at Wash (10/6):** Had first-career reception - a 36-yarder. **at StL (10/19):** Made first-career start in place of Miller (ankle) and Willson (groin) and totaled career-bests with three catches, 61 yards and a TD. **AZ (11/23):** Had two receptions, including Seattle's only TD on the day - a 20-yard TD. Also posted two special teams tackles. **at SF (11/27):** Inactive (ankle).

2014	Opponent	No	Yds	Avg	LG	TD
Games 1-2		Inactive (knee)				
9/21	Denver	Special Teams Only				
10/06	at Washington	1	36	36.0	36	0
10/12	Dallas	1	7	7.0	7	0
10/19	at St. Louis	3	61	20.3	22	1
10/26	at Carolina	1	11	11.0	11	0
11/02	Oakland	0	0	0.0	0	0
11/09	N.Y. Giants	1	32	32.0	32	0
11/16	at Kansas City	1	2	2.0	2	0
11/23	Arizona	2	27	13.5	20t	1
Games 12-14		Inactive (ankle)				
12/21	at Arizona	2	9	4.5	6	0
12/28	St. Louis	Inactive (ribs)				
TOTALS (10/2)		12	185	15.4	36	2
1/10	Carolina	0	0	0.0	0	0
1/18	Green Bay	Inactive				
TOTALS (1/1)		0	0	0.0	0	0



JORDAN HILL

DEFENSIVE TACKLE

Height 6-1
Weight 303
College Penn State
Seasons NFL 2nd, Seahawks 2nd
Born February 8, 1991
Hometown Steelton, Penn.

97

HILL'S NFL RECORD

Club	G/S	Tackles			Sacks		Interceptions							FF		FR		Yds
		Tkl	So	Ast	QB	Yds	No	Yds	Avg	LG	TD	PD	FF					
2013	Seattle	4/0	7	4	3	1.5	8.5	0	0	0.0	0	0	0	0	0	0	0	0
2014	Seattle	13/0	19	15	4	5.5	34.0	1	8	8.0	8	0	4	0	3	0	0	0
NFL TOTALS		17/0	26	19	7	7.0	42.5	1	8	8.0	8	0	4	0	3	0	0	0

POSTSEASON

Club	G/S	Tackles			Sacks		Interceptions							FF		FR		Yds
		Tkl	So	Ast	QB	Yds	No	Yds	Avg	LG	TD	PD	FF					
2013	Seattle	0/0	0	0	0	0.0	0.0	0	0	0.0	0	0	0	0	0	0	0	0
NFL TOTALS		0/0	0	0	0	0.0	0.0	0	0	0.0	0	0	0	0	0	0	0	0

HILL'S SINGLE-GAME HIGHS

Tackles: 4 at Philadelphia (12/7/14)
Sacks: 2.0 vs. San Francisco (12/14/14)
Int.: 1 vs. St. Louis (12/28/14)


FF: None
FR: 1, 3Times, Last at Kansas City (11/16/14)

HILL'S 2014 SEASON

Placed on injured reserve (calf) January 6, 2015. **Dal (10/12):** Had first-career fumble recovery. **at StL (10/19):** Inactive (ankle). **AZ (11/23):** Had two solo stops and first sack of the season. **at Phi (12/7):** Had a career-best four solo stops, including a sack. **SF (12/14):** Had a career-high 2.0 sacks. **StL (12/28):** Recorded first-career INT on a diving catch on a ball intended to be thrown away on a failed screen pass. Also split a sack with Avril.

HILL'S 2014 GAME-BY-GAME

Game	G/S	T	S	A	QB	Yds.	QH	Int.	Yds.	PD	FF	FR	Yds.
GB (9/4)	1/0	0	0	0	0.0	0.0	0	0	0	0	0	0	0
at SD (9/14)	1/0	1	1	0	0.0	0.0	0	0	0	0	0	0	0
Den (9/21)	1/0	0	0	0	0.0	0.0	1	0	0	1	0	0	0
at Wash (10/6)	1/0	3	2	1	0.0	0.0	0	0	0	1	0	0	0
Dal (10/12)	1/0	0	0	0	0.0	0.0	0	0	0	0	0	1	0
Games 6-8		Inactive (ankle)											
NYG (11/9)	1/0	1	0	1	0.0	0.0	1	0	0	0	0	1	0
at KC (11/16)	1/0	1	1	0	0.0	0.0	0	0	0	0	0	1	0
AZ (11/23)	1/0	2	2	0	1.0	1.0	2	0	0	0	0	0	0
at SF (11/27)	1/0	0	0	0	0.0	0.0	0	0	0	1	0	0	0
at Phi (12/7)	1/0	4	4	0	1.0	4.0	1	0	0	0	0	0	0
SF (12/14)	1/0	3	3	0	2.0	18.0	2	0	0	0	0	0	0
at AZ (12/21)	1/0	3	2	1	1.0	6.0	1	0	0	0	0	0	0
StL (12/28)	1/0	1	0	1	0.5	5.0	1	1	8	1	0	0	0
Totals	13/0	19	15	4	5.5	34.0	9	1	8	4	0	3	0



BRUCE IRVIN

LINEBACKER

Height
Weight
College
Seasons
Born
Hometown

6-3
248
West Virginia
NFL 3rd, Seahawks 3rd
November 1, 1987
Atlanta, Ga.

51

IRVIN'S NFL RECORD

Club	G/S	Tackles			Sacks		Interceptions							
		Tkl	So	Ast	QB	Yds	No	Yds	Avg	LG	TD	PD	FF	FR Yds
2012 Seattle	16/0	17	10	7	8.0	60.0	0	0	0.0	0	0	0	1	1 35
2013 Seattle	12/12	40	31	9	2.0	16.0	1	8	8.0	8	0	2	1	0 0
2014 Seattle	15/13	37	24	13	6.5	45.5	2	84	42.0	49t	2	3	1	0 0
NFL TOTALS	43/25	94	65	29	16.5	121.5	3	92	30.7	49t	2	5	3	1 35

POSTSEASON

Club	G/S	Tackles			Sacks		Interceptions							
		Tkl	So	Ast	QB	Yds	No	Yds	Avg	LG	TD	PD	FF	FR Yds
2012 Seattle	2/1	2	2	0	1.0	12.0	0	0	0	0	0	1	0	0 0
2013 Seattle	3/2	5	5	0	0.0	0.0	0	0	0	0	0	0	0	0 0
2014 Seattle	2/2	4	2	2	1.0	8.0	0	0	0	0	0	0	0	0 0
NFL TOTALS	7/5	11	9	2	2.0	20.0	0	0	0	0	0	1	0	0 0

IRVIN'S 2014 SEASON

GB (9/4): Saw limited action at DE in nickel. First game action since recovering from offseason hip surgery. **Den (9/21):** Inactive (rib). **Dal (10/12):** Registered team's only sack. **at Car (10/26):** Recorded 2.0 sacks, both on Carolina's final drive of the game. **Oak (11/2):** Had second-career interception after tipping a pass to himself and returned it 35 yards for first-career TD. **StL (12/28):** Had a 49-yard INT return for second-career TD and second of the season. Also posted a season-high five tackles, including a sack and forced fumble.

IRVIN'S 2014 GAME-BY-GAME

Game	G/S	T	S	A	QB	Yds.	QH	Int.	Yds.	PD	FF	FR	Yds.
GB (9/4)	1/0	2	1	1	0.0	0.0	0	0	0	0	0	0	0
at SD (9/14)	1/0	2	2	0	0.0	0.0	1	0	0	0	0	0	0
Den (9/21)			Inactive (rib)										
at Wash (10/6)	1/1	3	1	2	0.0	0.0	0	0	0	0	0	0	0
Dal (10/12)	1/1	2	1	1	1.0	11.0	1	0	0	0	0	0	0
at StL (10/19)	1/1	1	0	1	0.0	0.0	1	0	0	0	0	0	0
at Car (10/26)	1/1	3	2	1	2.0	10.0	2	0	0	0	0	0	0
Oak (11/2)	1/1	3	1	2	0.0	0.0	0	1	35t	1	0	0	0
NYG (11/9)	1/1	1	1	0	0.0	0.0	1	0	0	0	0	0	0
at KC (11/16)	1/1	1	1	0	0.0	0.0	0	0	0	0	0	0	0
AZ (11/23)	1/1	3	2	1	0.5	0.5	1	0	0	0	0	0	0
at SF (11/27)	1/1	3	2	1	1.0	6.0	1	0	0	0	0	0	0
at Phi (12/7)	1/1	1	1	0	0.0	0.0	0	0	0	0	0	0	0
SF (12/14)	1/1	5	5	0	1.0	8.0	1	0	0	1	0	0	0
at AZ (12/21)	1/1	2	1	1	0.0	0.0	2	0	0	0	0	0	0
StL (12/28)	1/1	5	3	2	1.0	10.0	1	1	49t	1	1	0	0
Totals	15/13	37	24	13	6.5	45.5	12	2	49t	3	1	0	0
Car (1/10)	1/1	2	1	1	1.0	8.0	2	0	0	0	0	0	0
GB (1/18)	1/1	2	1	1	0.0	0.0	2	0	0	0	0	0	0
Totals	2/2	4	2	2	1.0	8.0	4	0	0	0	0	0	0

IRVIN'S SINGLE-GAME HIGHS

Tackles: 9, at St. Louis (10/28/13)
Sacks: 2.0, 4Times, Last at Carolina (10/26/14)
Int.: 1, 3Times, Last vs. St. Louis (12/28/14)

FF: 1, 3Times, Last vs. St. Louis (12/28/14)
FR: 1 at Buffalo (12/16/12)
TD: 1, 2Times, vs. Oakland (11/2/14) - INT return vs. St. Louis (12/28/14) - INT return



TARVARIS JACKSON

QUARTERBACK

Height 6-2
Weight 225
College Alabama State
Seasons NFL 9th, Seahawks 3rd
Born April 21, 1983
Hometown Montgomery, Ala.

7

JACKSON'S NFL RECORD

PASSING											
Year	Club	G/S	Att	Comp	Yds	Pct	TD	Int	LG	Sacked	Rate
2006	Minnesota	4/2	81	47	475	58.0	2	4	50	8/37	62.5
2007	Minnesota	12/12	294	171	1,911	58.2	9	12	71	19/70	70.8
2008	Minnesota	9/5	149	88	1,056	59.1	9	2	59t	14/97	95.4
2009	Minnesota	8/0	21	14	201	66.7	1	0	34t	0/0	113.4
2010	Minnesota	3/1	58	34	341	58.6	3	4	46	6/43	63.9
2011	Seattle	15/14	450	271	3,091	60.2	14	13	61t	42/293	79.2
2012	Buffalo	0/0	0	0	0	0.0	0	0	0	0/0	0.0
2013	Seattle	3/0	13	10	151	76.9	1	0	35t	0/0	140.2
2014	Seattle	1/0	1	1	0	100.0	0	0	0	0/0	79.2
NFL TOTALS		55/34	1,067	636	7,226	60.0	39	35	71	89/540	78.5

RUSHING							
Year	Club	G/S	Att	Yds	Avg	LG	TD
2006	Minnesota	4/2	15	77	5.1	13	1
2007	Minnesota	12/12	54	260	4.8	32	3
2008	Minnesota	9/5	26	145	5.6	29	0
2009	Minnesota	8/0	17	-10	-0.6	6	0
2010	Minnesota	3/1	7	63	9.0	33	0
2011	Seattle	15/14	40	108	2.7	13	1
2012	Buffalo	0/0	0	0	0.0	0	0
2013	Seattle	3/0	4	1	0.3	5t	1
2014	Seattle	1/0	0	0	0.0	0	0
NFL TOTALS		55/34	163	644	4.0	33	6

POSTSEASON

PASSING											
Year	Club	G/S	Att	Comp	Yds	Pct	TD	Int	LG	Sacked	Rate
2008	Minnesota	1/1	35	15	164	42.9	0	1	27	1/11	45.4
2013	Seattle	1/0	1	0	0	0.0	0	0	0	0/0	39.6
2014	Seattle	0/0	0	0	0	0.0	0	0	0	0/0	0.0
NFL TOTALS		2/1	36	15	164	41.7	0	1	27	1/11	44.2

RUSHING							
Year	Club	G/S	Att	Yds	Avg	LG	TD
2008	Minnesota	1/1	2	17	8.5	17	0
2013	Seattle	1/0	0	0	0.0	0	0
2014	Seattle	0/0	0	0	0.0	0	0
NFL TOTALS		2/1	2	17	8.5	17	0

JACKSON'S GAME-BY-GAME PASSING

2006											
Date	Opponent	P/S	Att	Com	Yds	Pct	TD	Int	LG	Sacked	W/L Rating
12/03	at Chicago	(P)	4	3	35	75.0	0	0	24	1/0	101.0
12/17	N.Y. Jets	(P)	23	14	177	60.9	1	1	35t	0/0	81.2
12/21	at Green Bay	(S)	20	10	50	50.0	0	1	12	3/23	L 35.4
12/31	St. Louis	(S)	34	20	213	58.8	1	2	50	4/14	L 62.5
TOTALS		(4/2)	81	47	475	58.0	2	4	50	8/37	0-2 62.5
2007											
Date	Opponent	P/S	Att	Com	Yds	Pct	TD	Int	LG	Sacked	W/L Rating
09/09	Atlanta	(S)	23	13	163	56.5	1	1	60t	0/0	W 75.1
09/16	at Detroit	(S)	33	17	166	51.5	0	4	24	1/0	L 26.4
09/23	at Kansas City	Inactive	Inactive								
09/30	Green Bay										
10/14	at Chicago	(S)	23	9	136	39.1	1	0	60t	1/3	W 73.8
10/21	at Dallas	(S)	19	6	72	31.6	0	0	21	3/7	L 44.1
10/28	Philadelphia	Inactive	Inactive								
11/04	San Diego										
11/11	at Green Bay	Did Not Play	Did Not Play								
11/18	Oakland										
11/25	at N.Y. Giants	(S)	12	10	129	83.3	1	0	60t	4/5	W 139.2
12/02	Detroit	(S)	24	18	204	75.0	2	1	35	1/4	W 110.4
12/09	at San Francisco	(S)	25	16	163	64.0	1	0	23	0/0	W 95.9
12/17	Chicago	(S)	29	18	249	62.1	0	3	71	2/13	W 50.0
12/23	Washington	(S)	41	25	220	60.9	1	2	19	1/8	L 63.1
12/30	at Denver	(S)	31	16	175	51.6	2	0	30	3/15	L 63.1
TOTALS		(12/12)	294	171	1,911	58.2	9	12	71	19/70	8-4 70.8
2008											
Date	Opponent	P/S	Att	Com	Yds	Pct	TD	Int	LG	Sacked	W/L Rating
09/08	at Green Bay	(S)	35	16	178	45.7	1	1	24	1/10	L 59.0
09/14	Indianapolis	(S)	24	14	130	58.3	0	0	23	2/10	L 73.3
09/28	at Tennessee	(P)	1	0	0	0.0	0	0	0	0/0	39.6
10/06	at New Orleans	(P)	0	0	0	0.0	0	0	0	0/0	0.0
11/13	at Jacksonville	(P)	0	0	0	0.0	0	0	0	0/0	0.0
12/07	at Detroit	(P)	10	8	105	80.0	1	0	16	1/0	143.8
12/14	at Arizona	(S)	17	11	163	64.7	4	0	59t	3/6	W 135.5
12/21	Atlanta	(S)	36	22	233	61.1	2	0	31	3/38	L 98.5
12/28	N.Y. Giants	(S)	26	16	239	61.5	1	1	54t	2/21	W 88.5
TOTALS		(9/5)	149	88	1,056	59.1	9	2	59t	14/97	2-3 95.4
01/04/09	Philadelphia	(S)	35	15	164	42.9	0	1	27	1/11	L 45.4
PLAYOFF TOTALS		(1/1)	35	15	164	42.9	0	1	27	1/11	L 45.4
2009											
Date	Opponent	P/S	Att	Com	Yds	Pct	TD	Int	LG	Sacked	W/L Rating
09/13	at Cleveland	(P)	1	0	0	0.0	0	0	0	0/0	39.6
09/20	at Detroit	(P)	1	1	14	100.0	0	0	14	0/0	118.8
10/11	at St. Louis	(P)	3	3	68	100.0	0	0	33	0/0	118.8
11/15	Detroit	(P)	2	0	0	0.0	0	0	0	0/0	39.6
11/22	Seattle	(P)	8	6	77	75.0	1	0	34t	0/0	144.3
11/29	Chicago	(P)	0	0	0	0.0	0	0	0	0/0	0.0
12/13	Cincinnati	(P)	0	0	0	0.0	0	0	0	0/0	0.0
01/03/10	N.Y. Giants	(P)	6	4	42	66.7	0	0	18	0/0	86.8
TOTALS		(8/0)	21	14	201	66.7	1	0	34t	0/0	113.4

2010											
Date	Opponent	P/S	Att	Com	Yds	Pct	TD	Int	LG	Sacked	W/L Rating
10/31	at New England	(P)	6	4	36	66.7	1	0	23	1/10	L 122.2
12/5	Buffalo	(P)	22	15	68.2	187	2	3	46	1/10	W 85.0
12/13	N.Y. Giants	(S)	30	15	50.0	118	0	1	22	4/23	L 46.3
TOTALS		(3/1)	58	34	58.6	341	3	4	46	6/43	0-1 63.9

JACKSON'S GAME-BY-GAME PASSING

2011	Date	Opponent	P/S	Att	Com	Yds	Pct	TD	Int	LG	Sacked	W/L Rating
	9/11	at San Francisco	(S)	37	21	197	56.8	2	1	55t	5/42	L 78.3
	9/18	at Pittsburgh	(S)	29	20	159	68.9	0	0	17	5/26	L 82.4
	9/25	Arizona	(S)	31	18	171	58.1	0	1	32	4/32	W 60.0
	10/2	Atlanta	(S)	38	25	319	65.8	3	2	52t	0/0	L 96.3
	10/9	at NY Giants	(S)	22	15	166	68.2	1	1	25	4/24	W 86.6
	10/23	at Cleveland		Inactive (pectoral)								
	10/30	Cincinnati	(P)	40	21	323	52.3	0	1	55	2/19	L 69.1
	11/6	at Dallas	(S)	30	17	221	56.7	0	3	43	1/2	L 40.4
	11/13	Baltimore	(S)	27	17	217	63.0	0	0	50	1/9	W 88.0
	11/20	at St. Louis	(S)	24	14	148	58.3	1	2	35	4/40	W 55.6
	11/27	Washington	(S)	30	14	144	46.7	2	1	24	2/18	L 69.3
	12/1	Philadelphia	(S)	16	13	190	81.3	1	0	28	3/17	W 137.0
	12/12	St. Louis	(S)	32	21	224	65.6	1	0	29t	2/10	W 96.4
	12/18	at Chicago	(S)	31	19	227	61.3	1	0	43	1/1	W 94.4
	12/24	San Francisco	(S)	28	15	163	53.6	1	0	44	4/22	L 82.9
	1/1/12	at Arizona	(S)	35	21	222	60.0	1	1	61t	4/31	L 76.1
TOTALS			(15/14)	450	271	3,091	60.2	14	13	61t	42/293	7-7 79.2

2012	Date	Opponent	P/S	Att	Com	Yds	Pct	TD	Int	LG	Sacked	W/L Rating
	Games 1-16			Inactive								
TOTALS			(0/0)	0	0	0	0	0	0	0	0/0	0-0 0.0

2013	Date	Opponent	P/S	Att	Com	Yds	Pct	TD	Int	LG	Sacked	W-L Rating
	Games 1-2		0/0	Did Not Play								
	9/22	Jacksonville	1/0	8	7	129	87.5	1	0	35t	0/0	158.3
	Games 4-10		0/0	Did Not Play								
	11/17	Minnesota	1/0	3	1	6	33.3	0	0	6	0/0	42.4
	Games 12-13		0/0	Did Not Play								
	12/15	at NY Giants	1/0	2	2	16	100.0	0	0	15	0/0	100.0
	Games 15-16		0/0	Did Not Play								
TOTALS			(3/0)	13	10	151	76.9	1	0	35t	0/0	0-0 140.2
	Games 1-2		0/0	Did Not Play								
	2/2	Denver	1/0	1	0	0	0.0	0	0	0	0/0	39.6
Playoff Totals			(1/0)	1	0	0	0.0	0	0	0	0/0	0-0 39.6

CAREER TOTALS	(54/34)	1,066	635	7,226	60.0	39	35	71	89/540	17-17	78.5
CAREER PLAYOFF TOTALS(2/1)		36	15	164	42.9	0	1	27	1/11	0-1	44.2

W/L record reflects games started only

SINGLE-GAME HIGHS

Attempts:	41 vs. Washington	(12/23/07)
Completions:	25, 2 Times, Last vs. Atlanta	(10/2/11)
Completion %:	77.3* (17/22) vs. Oakland	(11/18/07)
Yards:	323 vs. Cincinnati	(10/30/11)
Longest, No TD:	71 vs. Chicago	(12/17/07) to Robert Ferguson
Longest TD:	61t, at Arizona	(1/1/12) to Ricardo Lockette
Most TDs:	4 at Arizona	(12/14/08)
Interceptions:	4 at Detroit	(9/16/07)
Rushes:	9 at San Francisco	(12/9/07)
Rushing Yds.:	76 vs. Atlanta	(12/21/08)
Longest Rush:	32 at Denver	(12/30/07)
Rushing TD:	2 vs. Washington	(12/23/07)

*Min. 20 attempts

JACKSON'S 2014 SEASON

PASSING												
2014	Date	Opponent	P/S	Att	Com	Yds	Pct	TD	Int	LG	Sacked	W-L Rating
	Games 1-13		0/0	Did Not Play								
	12/21	at Arizona	1/0	1	1	0	100.0	0	0	0	0/0	0-0 79.2
	12/28	St. Louis	0/0	Did Not Play								
TOTALS			(1/0)	1	1	0	100.0	0	0	0	0/0	0-0 79.2
	1/10	Carolina	0/0	Did Not Play								
	1/18	Green Bay	0/0	Did Not Play								
TOTALS			(0/0)	0	0	0	0.0	0	0	0	0/0	0-0 0.0

W/L record reflects games started only

WFL record reflects games started only

		RUSHING					
Date	Opponent	P/S	Att	Yds	Avg	LG	TD
Games 1-13		0/0	Did Not Play				
12/21	at Arizona	1/0	0	0	0.0	0	0
12/28	St. Louis	0/0	Did Not Play				
TOTALS		(1/0)	0	0	0.0	0	0
1/10	Carolina	0/0	Did Not Play				
1/18	Green Bay	0/0	Did Not Play				
TOTALS		(0/0)	0	0	0.0	0	0



LEMUEL JEANPIERRE

CENTER

Position Center/Guard
 Height . . . 6-3 Weight . . . 301
 College South Carolina
 NFL Seasons 5th
 Seahawks Seasons 5th
 Born May 19, 1987
 Hometown Orlando, Fla.
 Pronunciation . . . leh-mew-ELL
 zhon-pee-AIR

61

JEANPIERRE'S 2014 SEASON

Was placed on injured reserve September 3, and then was released/injury settlement on September 10. Re-signed with Seattle on November 18. **at SF (11/27):** Started at center and helped team to 157 rushing yards, including 104 by Lynch. **at Phi (12/7):** Started at center for second-consecutive week. **GB (1/18):** Saw action on special teams.

JEANPIERRE'S NFL RECORD

Year	Team	GP/GS	Postseason	Year	Team	GP/GS	Postseason
2010	Seattle	0/0	0/0	2013	Seattle	16/3	3/0
2011	Seattle	16/5		2014	Seattle	6/3	1/0
2012	Seattle	15/0	2/0	NFL TOTALS		53/11	6/0



JERON JOHNSON

SAFETY

Height
Weight
College
Seasons
Born
Hometown

5-10
212
Boise State
NFL 4th, Seahawks 4th
June 12, 1988
Compton, Calif.

23

JOHNSON’S NFL RECORD

		Tackles			Sacks		Interceptions									
Club	G/S	Tkl	So	Ast	QB	Yds	No	Yds	Avg	LG	TD	PD	FF	FR	Yds	
2011 Seattle	8/0	2	1	1	0.0	0.0	0	0	0.0	0	0	0	0	0	0	0
2012 Seattle	16/0	4	3	1	2.0	3.0	0	0	0.0	0	0	0	1	0	0	0
2013 Seattle	7/0	2	2	0	0.0	0.0	0	0	0.0	0	0	0	0	0	0	0
2014 Seattle	15/1	11	8	3	0.0	0.0	0	0	0.0	0	0	1	0	0	0	0
NFL TOTALS	46/1	19	14	5	2.0	3.0	0	0	0.0	0	0	1	1	0	0	0

POSTSEASON

		Tackles			Sacks		Interceptions									
Club	G/S	Tkl	So	Ast	QB	Yds	No	Yds	Avg	LG	TD	PD	FF	FR	Yds	
2012 Seattle	2/0	0	0	0	0.0	0.0	0	0	0.0	0	0	0	0	0	0	0
2014 Seattle	0/0	0	0	0	0.0	0.0	0	0	0.0	0	0	0	0	0	0	0
NFL TOTALS	2/0	0	0	0	0.0	0.0	0	0	0.0	0	0	0	0	0	0	0

JOHNSON’S SINGLE-GAME HIGHS

Tackles: 8, vs. NY Giants (11/9/14)
Sacks: 1.0, 2 Times, Last vs. Arizona (12/9/12)
Int.: None

FF: 1 vs. Arizona (12/9/12)
FR: None
Touchdowns: 1, 3-yard blocked punt return vs. Dallas (9/16/12)

ADDITIONAL STATS

Special Teams Tackles: 2011 (4), 2012 (8), 2013 (4), 2014 (8); **Career:** (24)

JOHNSON’S 2014 SEASON

GB (9/4): Saw action on special teams and had one tackle. **at SD (9/14):** Saw action at safety for both Thomas (cramps) and Chancellor (cramps) in the second half and had a solo tackle. **Den (9/21):** Saw limited action at safety for Earl Thomas (cramps). **at StL (10/19):** Saw limited snaps at safety for Kam Chancellor. **Oak (11/2):** Inactive (concussion). **NYG (11/9):** Made first-career start in place of Chancellor (groin) and led team with a career-high eight tackles (5 solo). **StL (12/28):** Had one special teams tackle, but injured elbow and did not return. **Car (1/10):** Inactive (elbow). **GB (1/18):** Inactive (elbow).

JOHNSON’S 2014 GAME-BY-GAME

Game	G/S	T	S	A	QB	Yds.	QH	Int.	Yds.	PD	FF	FR	Yds.
GB (9/4)	1/0	0	0	0	0.0	0.0	0	0	0	0	0	0	0
at SD (9/14)	1/0	1	1	0	0.0	0.0	0	0	0	0	0	0	0
Den (9/21)	1/0	0	0	0	0.0	0.0	0	0	0	0	0	0	0
at Wash (10/6)	1/0	Special Teams Only											
Dal (10/12)	1/0	Special Teams Only											
at StL (10/19)	1/0	1	1	0	0.0	0.0	0	0	0	0	0	0	0
at Car (10/26)	1/0	Special Teams Only											
Oak (11/2)		Inactive (Concussion)											
NYG (11/9)	1/1	8	5	3	0.0	0.0	0	0	0	1	0	0	0
Games 10-14	5/0	Special Teams Only											
at AZ (12/21)	1/0	1	1	0	0.0	0.0	0	0	0	0	0	0	0
StL (12/28)	1/0	Special Teams Only											
Totals	15/1	11	8	3	0.0	0.0	0	0	0	1	0	0	0
Car (1/10)	0/0	Inactive (elbow)											
GB (1/18)	0/0	Inactive (elbow)											
Totals	0/0	0	0	0	0.0	0.0	0	0	0	0	0	0	0

Additional Statistics: Special Teams Tackles: 8.



JERMAINE KEARSE

WIDE RECEIVER

Height 6-1
Weight 209
College Washington
Seasons NFL 3rd, Seahawks 3rd
Born February 6, 1990
Hometown Lakewood, Wash.

15

KEARSE'S NFL RECORD							
Year	Club	G/S	No	Yds	Avg	LG	TD
2012	Seattle	7/1	3	31	10.3	17	0
2013	Seattle	15/5	22	346	15.7	43t	4
2014	Seattle	15/14	38	537	14.1	60	1
NFL TOTALS		37/20	63	914	14.5	60	5
POSTSEASON							
Year	Club	G/S	No	Yds	Avg	LG	TD
2012	Seattle	2/0	0	0	0.0	0	0
2013	Seattle	3/1	7	134	19.1	35t	2
2014	Seattle	2/2	4	164	41.0	63t	2
NFL TOTALS		7/3	11	298	27.1	63t	4

KEARSE'S SINGLE-GAME HIGHS

Most Rec.: 5, 2Times, Last vs. SF (12/14/14)
Most TDs: 1, 5Times, Last at Washington (10/6/14)

Most Yards: 78 vs. SF (12/14/14)
Longest Reception: 60, vs. NY Giants (11/9/14)

ADDITIONAL STATS

Rushing: 2014 (2 attempts for 15 yards, long of 11); **Career** (2 attempts for 15 yards, long of 11).
Special Teams Tackles: 2012 (3), 2013 (5, blocked punt), 2014 (2, FF); **Career** (10, FF, blocked punt).
Kickoff Returns: 2013 (13 returns for 283 yards, 21.8 avg., long of 40)
Postseason Special Teams Tackles: 2012 (1); **Career** (1).

KEARSE'S 2014 SEASON

at SD (9/14): Had a career-high four receptions while leading the team with 61 yards. **Dal (10/12):** Led team with 62 yards, including a career-long 53-yard reception. **Oak (11/2):** Had a special teams tackle that forced a fumble and recovered by Hauschka. Also recovered an onside kick late in the game. **NYG (11/9):** Had 70 yards on three receptions, including a career-long 60-yard reception. **at KC (11/16):** Set a career high with five receptions. **SF (12/14):** Set career high with 78 yards and tied career high with five catches. **at AZ (12/21):** Exited the game in the third quarter (hamstring) and did not return. **StL (12/28):** Inactive (hamstring). **Car (1/10):** Led team with 129 yard receiving and had a franchise postseason record for longest reception with a 63-yard TD catch - one handed. **GB (1/18):** Had one reception, but was a 35-yard game-winning TD in OT.

2014	Opponent	No	Yds	Avg	LG	TD
9/04	Green Bay	1	8	8.0	8	0
9/14	at San Diego	4	61	15.3	30	0
9/21	Denver	2	22	11.0	12	0
10/06	at Washington	1	15	15.0	15t	1
10/12	Dallas	3	62	20.7	53	0
10/19	at St. Louis	3	50	16.7	29	0
10/26	at Carolina	2	15	7.5	12	0
11/02	Oakland	1	4	4.0	4	0
11/09	N.Y. Giants	3	70	23.3	60	0
11/16	at Kansas Clty	5	54	10.8	24	0
11/23	Arizona	1	19	19.0	19	0
11/27	at San Francisco	3	34	11.3	17	0
12/07	at Philadelphia	3	37	12.3	20	0
12/14	San Francisco	5	78	15.6	47	0
12/21	at Arizona	1	8	8.0	8	0
12/28	St. Louis	Inactive (hamstring)				
TOTALS (15/14)		38	537	14.1	60	1
1/10	Carolina	3	129	43.0	63t	1
1/18	Green Bay	1	35	35.0	35t	1
TOTALS (2/2)		4	164	41.0	63t	2

Rushing: 2 attempts for 15 yards, long of 11.

GAME-BY-GAME RECEIVING													
2012	Opponent	No	Yds	Avg	LG	TD	2013	Opponent	No	Yds	Avg	LG	TD
Games 1-8		Practice Squad					9/8	at Carolina	2	49	24.5	43t	1
11/4	Min	1	6	6.0	6	0	9/15	San Francisco	0	0	0.0	0	0
11/11	NYJ	0	0	0.0	0	0	9/22	Jacksonville	1	17	17.0	17	0
11/25	at Mia	1	8	8.0	8	0	9/29	at Houston	0	0	0.0	0	0
12/2	at Chi	Inactive					10/6	at Indianapolis	1	28	28.0	28t	1
12/9	Ari	0	0	0.0	0	0	10/13	Tennessee	3	17	5.7	11	0
12/16	at Buf	0	0	0.0	0	0	10/17	at Arizona	1	17	17.0	17	0
12/23	SF	1	17	17.0	17	0	10/28	at St. Louis	0	0	0.0	0	0
12/30	Ari	0	0	0.0	0	0	11/3	Tampa Bay	2	43	21.5	27	1
TOTALS (7/1)		3	31	10.3	17	0	11/10	at Atlanta	3	75	25.0	43t	1
1/6	at Was	0	0	0	0	0	11/17	Minnesota	0	0	0.0	0	0
1/13	at Atl	0	0	0.0	0	0	12/2	New Orleans	2	26	13.0	19	0
PLAYOFFS (2/0)		0	0	0	0	0	12/8	at San Francisco	2	15	7.5	9	0
							12/15	at N.Y. Giants	2	21	10.5	13	0
							12/22	Arizona	3	38	12.7	18	0
							12/29	St. Louis	Did Not Play (ankle)				
TOTALS (15/5)		22	346	15.7	43t	4							
1/11	New Orleans	1	25	25.0	25	0							
1/19	San Francisco	2	44	22.0	35t	1							
2/2	Denver	4	65	16.3	24	1							
PLAYOFFS (3/1)		7	134	19.1	35t	2							



DAVID KING

DEFENSIVE END

Height

Weight

College

Seasons

Born

Hometown

6-4

300

Oklahoma

NFL 2nd, Seahawks 1st

December 27, 1989

Houston, Texas

70

HOW ACQUIRED: Signed from the Cincinnati Bengals practice squad to the Seahawks 53-man roster December 11.

NFL CAREER HIGHLIGHTS:

- Originally selected by Philadelphia in seventh round of 2013 NFL Draft (239th overall). Was waived by the Eagles on August 30, 2013 following training camp. Signed to Cincinnati's practice squad on October 22, 2013.

COLLEGE: Played 43 games with 21 starts, recording 70 tackles, seven tackles-for-loss and 5.5 sacks for the Sooners. Second-team All-Big 12 selection as senior. As junior, had 19-yard fumble return for TD against archrival Texas.

PERSONAL: Attended Strake Jesuit Prep High School in Houston, where as a senior he was unanimous district defensive MVP. Earned degree from Oklahoma in human relations.

KING'S NFL RECORD															
Club	Tackles				Sacks		Interceptions				FF	FR	Yds		
	G/S	Tkl	So	Ast	QB	Yds	No	Yds	Avg	LG					TD
2013 Cincinnati	Practice Squad														
2014 Seattle	3/0	1	1	0	1.0	6.0	0	0	0.0	0	0	0	0	0	0
NFL TOTALS	3/0	1	1	0	1.0	6.0	0	0	0.0	0	0	0	0	0	0
POSTSEASON															
Club	Tackles				Sacks		Interceptions				FF	FR	Yds		
	G/S	Tkl	So	Ast	QB	Yds	No	Yds	Avg	LG					TD
2014 Seattle	1/0	0	0	0	0.0	0.0	0	0	0.0	0	0	0	0	0	0
NFL TOTALS	1/0	0	0	0	0.0	0.0	0	0	0.0	0	0	0	0	0	0

KING'S SINGLE-GAME HIGHS															
Tackles: 1 at Arizona (12/21/14)				TDs: None											
Sacks: 1 at Arizona (12/21/14)				FF: None											
INTs: None				FR: None											

KING'S 2014 SEASON

Signed to Seattle's 53-man roster from the Bengals practice squad December 11. **SF (12/14):** Active and saw limited action in first-career game. **at AZ (12/21):** Notched first-career tackle, a sack, in the game.

KING'S 2014 GAME-BY-GAME													
Game	G/S	T	S	A	QB	Yds.	QH	Int.	Yds.	PD	FF	FR	Yds.
SF (12/14)	1/0	0	0	0	0.0	0.0	0	0	0	0	0	0	0
at AZ (12/21)	1/0	1	1	0	1.0	6.0	2	0	0	0	0	0	0
StL (12/28)	1/0	0	0	0	0.0	0.0	0	0	0	0	0	0	0
Totals	3/0	1	1	0	1.0	6.0	2	0	0	0	0	0	0
Car (1/10)	1/0	0	0	0	0.0	0.0	0	0	0	0	0	0	0
GB (1/18)	0/0	Inactive											
Totals	1/0	0	0	0	0.0	0.0	0	0	0	0	0	0	0



JEREMY LANE

CORNERBACK

Height
Weight
College
Seasons
Born
Hometown

6-0
190
Northwestern St. (La.)
NFL 3rd, Seahawks 3rd
July 14, 1990
Tyler, Texas

20

LANE'S NFL RECORD

Club	G/S	Tackles			Sacks		Interceptions									
		Tkl	So	Ast	QB	Yds	No	Yds	Avg	LG	TD	PD	FF	FR	Yds	FR Yds
2012 Seattle	13/3	10	5	5	0.0	0.0	0	0	0.0	0	0	0	0	0	0	0
2013 Seattle	15/0	12	9	3	0.0	0.0	0	0	0.0	0	0	4	0	0	0	0
2014 Seattle	7/1	12	8	4	0.0	0.0	0	0	0.0	0	0	3	1	0	0	0
NFL TOTALS	35/4	34	22	12	0.0	0.0	0	0	0.0	0	0	7	1	0	0	0

POSTSEASON

Club	G/S	Tackles			Sacks		Interceptions									
		Tkl	So	Ast	QB	Yds	No	Yds	Avg	LG	TD	PD	FF	FR	Yds	FR Yds
2012 Seattle	2/0	Special Teams Only														
2013 Seattle	3/0	1	1	0	0.0	0.0	0	0	0.0	0	0	0	0	0	0	0
2014 Seattle	2/0	7	5	2	0.0	0.0	0	0	0.0	0	0	0	0	0	0	0
NFL TOTALS	7/0	8	6	2	0.0	0.0	0	0	0.0	0	0	0	0	0	0	0

LANE'S SINGLE-GAME HIGHS

Tackles: 5 at N.Y. Giants (12/15/13)
Sacks: None
Int.: None

FF: 1 vs. Arizona (11/23/14)
FR: None

ADDITIONAL STATS

Special Teams Tackles: 2012 (5), 2013 (13), 2014 (1); Career: (19).
Postseason Special Teams Tackles: 2012 (2), 2013 (3), 2014 (3); Career: (8).

LANE'S 2014 SEASON

Was placed on injured reserve/designated to return on September 8. Eligible to return to practice October 22. Was activated to the 53-man roster on November 10. **GB (9/4)**: Started when team opened in nickel, but left the game and did not return due to a groin injury. **NYG (11/9)**: Returned from IR/designated to return and saw action at CB in nickel situations. **at SF (11/27)**: Inactive (glute). **Car (1/10)**: Served as the CB in nickel. **GB (1/18)**: Served as the CB in nickel and had five tackles (3 solo). Also had two special teams tackles.

LANE'S 2014 GAME-BY-GAME

Game	G/S	T	S	A	QB	Yds.	QH	Int.	Yds.	PD	FF	FR	Yds.
GB (9/4)	1/1	4	3	1	0.0	0.0	0	0	0	0	0	0	0
NYG (11/9)	1/0	4	2	2	0.0	0.0	0	0	0	0	0	0	0
at KC (11/16)	1/0	Special Teams Only											
AZ (11/23)	1/0	2	2	0	0.0	0.0	0	0	0	1	1	0	0
at SF (11/27)		Inactive (glute)											
at Phi (12/7)		Inactive (glute)											
SF (12/14)	1/0	Special Teams Only											
at AZ (12/21)	1/0	1	1	0	0.0	0.0	0	0	0	2	0	0	0
StL (12/28)	1/0	1	0	1	0.0	0.0	0	0	0	0	0	0	0
Totals	7/1	12	8	4	0.0	0.0	0	0	0	3	1	0	0
Car (1/10)	1/0	2	2	0	0.0	0.0	0	0	0	0	0	0	0
GB (1/18)	1/0	5	3	2	0.0	0.0	0	0	0	0	0	0	0
Totals	2/0	7	5	2	0.0	0.0	0	0	0	0	0	0	0



PATRICK LEWIS

CENTER

Height 6-1
Weight 311
College Texas A&M
Seasons NFL 2nd, Seahawks 1st
Born January 30, 1991
Hometown Reserve, La.

65

HOW ACQUIRED: Signed to Seattle's active roster from the Cleveland Brown's practice squad October 8, 2014.

NFL CAREER HIGHLIGHTS:

- Originally signed with the Green Bay Packers as an undrafted free agent May 10, 2013. Was waived following training camp and claimed by Cleveland September 1. Was waived by Cleveland November 26, 2013, and then signed to the Browns practice squad November 29. Signed from the Browns practice squad to the Jacksonville Jaguars active-roster December 17 and remained there the rest of the season.
- Went to training camp with Jacksonville in 2014, but was waived on the first roster cut, August 25 and then claimed by Seattle a day later. Was waived by Seattle on the final cut,

August 30 and then signed to the Cleveland Browns practice squad September 1.

COLLEGE: Four-year letterman who appeared in 51 games and finished career with 48 consecutive starts. Moved from guard to center following sophomore season. Earned honorable mention All-Big 12 honors in his first season at center.

PERSONAL: First-Team All-State offensive lineman for East St. John (La.) High School (5A-Louisiana Sports Writers Association) and rated the No. 4 center in the country by Rivals.com. Was rated the No. 2 strongest offensive lineman in the class of 2009 by Rivals.com and named a Louisiana Top 40 recruit by SuperPrep. University studies major with emphasis in agriculture and life sciences.

LEWIS' 2014 SEASON

at StL (10/19): Saw first-career action at center for one series when Stephen Schilling exited the game to be looked at by trainers. **Oak (11/2):** Made first-career start in place of Unger (foot) and Schilling (knee). **at KC (11/16):** Replaced Max Unger (leg) midway through the fourth quarter. **AZ (11/23):** Started at center in place of Unger. **at SF (11/27):** Did not play. **at Phi (12/7):** Did not play. **SF (11/14):** Did not play. **at AZ (12/21):** Started at center and helped lead team to a club record 596 total yards. **StL (12/28):** Started at center. **Car (1/10):** Saw limited action at center late in the game. **GB (1/18):** Did not play.

LEWIS' NFL RECORD

Year	Team	—	GP/GS	Postseason
2013	Clev/Jax	—	0/0	
2014	Seattle	—	6/4	1/0
NFL TOTALS		—	6/4	1/0



RICARDO LOCKETTE

WIDE RECEIVER

Height 6-2
Weight 211
College Fort Valley State
Seasons NFL 4th, Seahawks 3rd
Born May 21, 1986
Hometown Albany, Ga.

83

LOCKETTE'S NFL RECORD

Year	Club	G/S	No	Yds	Avg	LG	TD
2011	Seattle	2/0	2	105	52.5	61t	1
2012	San Fran		Practice Squad				
2013	Seattle	8/1	5	82	16.4	33	0
2014	Seattle	16/0	11	195	17.7	48	2
NFL TOTALS		26/1	18	382	21.2	61t	3
POSTSEASON							
Year	Club	G/S	No	Yds	Avg	LG	TD
2013	Seattle	3/0	1	19	19.0	19	0
2014	Seattle	2/1	3	31	10.3	14	0
NFL TOTALS		5/1	4	50	12.5	19	0

LOCKETTE'S SINGLE-GAME HIGHS

Most Rec.: 2, 3Times, Last at Arizona (12/21/14)

Most TDs: 1, 3Times, Last vs. Denver (9/21/14)

Most Yards: 61 at Arizona (1/1/12)

Longest Rec.: 61t at Arizona (1/1/12)

ADDITIONAL STATS

Special Teams Tackles: 2013 (2, FF), 2014 (5, FF); **Career:** (7, 2 FF).

Rushing: 2013 (1 for -2 yards), 2014 (1 for 2 yards); **Career:** (2 for 0 yards).

Postseason Special Teams Tackles: 2013 (2), 2014 (4); **Career:** (6).

LOCKETTE'S 2014 SEASON

GB (9/4): Set a career-best with two catches, including second-careerTD on a 33-yard reception that regained the lead for Seattle, 10-7, early in the second quarter. **Den (9/21):** Had a season-long 39-yard reception - good for a TD. **at SF (11/27):** Had a special teams tackle and forced a fumble. **GB (1/18):** Made first postsea-son start in 3-WR set.

2014	Opponent	No	Yds	Avg	LG	TD
9/04	Green Bay	2	38	19.0	33t	1
9/14	at San Diego	0	0	0.0	0	0
9/21	Denver	1	39	39.0	39t	1
10/06	at Washington	0	0	0.0	0	0
10/12	Dallas	1	8	8.0	8	0
10/19	at St. Louis	0	0	0.0	0	0
10/26	at Carolina	2	22	11.0	12	0
11/02	Oakland	0	0	0.0	0	0
11/09	NY Giants	1	16	16.0	16	0
11/16	at Kansas City	0	0	0.0	0	0
11/23	Arizona	1	48	48.0	48	0
11/27	at San Francisco	0	0	0.0	0	0
12/07	at Philadelphia	1	19	19.0	19	0
12/14	San Francisco	0	0	0.0	0	0
12/21	at Arizona	2	5	2.5	5	0
12/28	St. Louis	0	0	0.0	0	0
TOTALS (16/0)		11	195	17.7	48	2
1/10	Carolina	1	6	6.0	6	0
1/18	Green Bay	2	25	12.5	14	0
TOTALS (2/1)		3	31	10.3	6	0

Additional Statistics: Special Teams Tackles: 5, FF. Rushing: 1 rush for 2 yards.

LOCKETTE'S GAME-BY-GAME RECEIVING

2011	Opponent	No	Yds	Avg	LG	TD	2013	Opponent	No	Yds	Avg	LG	TD
Games 1-13		Practice Squad					Games 1-7		Practice Squad (Chi)				
12/18	at Chicago	Inactive					Game 8		Practice Squad (Sea)				
12/24	San Francisco	1	44	44.0	44	0	11/3	Tampa Bay	1	5	5.0	5	0
1/1/12	at Arizona	1	61	61.0	61t	1	11/10	at Atlanta	0	0	0.0	0	0
TOTALS (2/0)		2	105	52.5	61t	1	11/17	Minnesota	1	27	27.0	27	0
							12/2	New Orleans	1	33	33.0	33	0
							12/8	at San Francisco	0	0	0.0	0	0
							12/15	at NY Giants	0	0	0.0	0	0
							12/22	Arizona	1	9	9.0	9	0
							12/29	St. Louis	1	8	8.0	8	0
							TOTALS (8/1)		5	82	16.4	33	0
							1/11	New Orleans	0	0	0.0	0	0
							1/19	San Francisco	0	0	0.0	0	0
							2/2	Denver	1	19	19.0	19	0
							Playoff Totals (3/0)		1	19	19.0	19	0



MARSHAWN LYNCH

RUNNING BACK

Height

Weight

College

Seasons

Born

Hometown

5-11

215

California

NFL 8th, Seahawks 5th

April 22, 1986

Oakland, Calif.

24

LYNCH'S NFL RECORD

		Rushing						Receiving					
Club	G/S	Att	Yds	Avg	LG	TD	No	Yds	Avg	LG	TD		
2007 Buffalo	13/13	280	1,115	4.0	56t	7	18	184	10.2	30	0		
2008 Buffalo	15/15	250	1,036	4.1	50	8	47	300	6.4	42	1		
2009 Buffalo	13/6	120	450	3.8	47	2	28	179	6.4	35	0		
2010 Buffalo	4/3	37	164	4.4	17	0	1	7	7.0	7	0		
Seattle	12/11	165	573	4.4	32	6	21	138	6.6	22	0		
2011 Seattle	15/15	285	1,204	4.2	47	12	28	212	7.6	26	1		
2012 Seattle	16/15	315	1,590	5.0	77t	11	23	196	8.5	27	1		
2013 Seattle	16/16	301	1,257	4.2	43	12	36	316	8.8	55	2		
2014 Seattle	16/14	280	1,306	4.7	79t	13	37	367	9.9	39	4		
NFL TOTALS	120/108	2,033	8,695	4.3	79t	71	239	1,899	7.9	55	9		

		Rushing						Receiving					
Club	G/S	Att	Yds	Avg	LG	TD	No	Yds	Avg	LG	TD		
2010 Seattle	2/1	23	133	5.8	67t	1	0	0	0.0	0	0		
2012 Seattle	2/2	36	178	4.9	27t	2	4	46	11.5	24	0		
2013 Seattle	3/3	65	288	4.4	40t	4	1	3	3.0	3	0		
2014 Seattle	2/2	39	216	5.5	25	1	4	32	8.0	26	0		
NFL TOTALS	9/8	163	815	5.0	67t	8	9	81	9.0	26	0		

LYNCH'S SINGLE-GAME HIGHS

Rushing
Rush Attempts: 32 vs. Baltimore (11/13/11)
Rush Yards: 153 vs. Cincinnati (11/4/07)
Longest Rush: 79t at Arizona (12/21/14)
Most Rush TDs: 4, vs. NY Giants (11/9/14)

Receiving
Most Receptions: 10 vs. Cleveland (11/17/08)
Most Rec. Yards: 78 vs. Tennessee (10/13/13)
Longest Reception: 55 vs. Tennessee (10/13/13)
Most Rec. TDs: 1, 9 Times, Last at Phil (12/7/14)

LYNCH'S 2014 SEASON

Led the NFL in total TDs (17) and non-kicker scoring (102 point). Set career highs with 13 rushing TDs and four receiving TDs. **GB (9/4):** Rushed for 110 yards on 20 carries and two TDs. Was the 26th career 100-yard rushing game and most in the NFL since 2011. Ninth-career multi-rushing TD game. **Den (9/21):** Totaled 128 scrimmage yards, including a receiving TD and the game-winning TD on a 6-yard run in OT. **at Wash (10/6):** Did not start, but came in on the second series and notched third receiving TD of season setting a single-season career high. **Dal (10/12):** Had a season-long 32-yard rush. **Oak (11/2):** Led team in both rushing (67) and receiving (76) yards to go with two rushing TDs. **NYG (11/9):** Led team with 140 rushing yards and helped team establish a record for most rushing yards in a game with 350. Also tied a club record and set a career high with four rushing TDs in one game. **at KC (11/16):** Led team with 124 rushing yards. **at SF (11/27):** Led team with 104 rushing yards, including a season-long 33-yard run. **at Phi (12/7):** Topped 1,000 yards for the fourth-consecutive season. **at AZ (12/21):** Led team with 113 yards on 10 carries, including two TDs, despite not playing in the first quarter due to an upset stomach. Reeled off a career-long 79-yard TD run in which as many as four tackles were broken reminiscent of his 2010 postseason TD run versus the Saints. **StL (12/28):** Totaled 60 rushing yards and a TD, 13th of the season and a single season, career best. **CONT. ON NEXT PAGE...**

GB (1/18): Set postseason franchise record with 157 rushing yards, including 120 in the second half/OT.

		Rushing					Receiving					Total
2014	Opponent	Att	Yds	Avg	LG	TD	Rec	Yds	Avg	LG	TD	
09/04	Green Bay	20	110	5.5	21	2	1	14	14.0	14	0	124
09/14	at San Diego	6	36	6.0	10	0	4	27	6.8	14t	1	63
09/21	Denver	26	88	3.4	12	1	3	40	13.3	21	1	128
10/06	at Washington	17	72	4.2	17	0	5	45	9.0	30	1	117
10/12	Dallas	10	61	6.1	32	0	1	1	1.0	1	0	62
10/19	at St. Louis	18	53	2.9	13	0	2	18	9.0	12	0	71
10/26	at Carolina	14	62	4.4	25	0	1	2	2.0	2	0	64
11/02	Oakland	21	67	3.2	11	2	5	76	15.2	39	0	143
11/09	NY Giants	21	140	6.7	22	4	1	23	23.0	23	0	163
11/16	at Kansas City	24	124	5.2	17	0	1	1	1.0	1	0	125
11/23	Arizona	15	39	2.6	13	0	3	43	14.3	23	0	82
11/27	at San Francisco	20	104	5.2	33	0	1	7	7.0	7	0	111
12/07	at Philadelphia	23	86	3.7	21	0	5	27	5.4	15t	1	113
12/14	San Francisco	21	91	4.3	15	1	1	7	7.0	7	0	98
12/21	at Arizona	10	113	11.3	79t	2	0	0	0.0	0	0	113
12/28	St. Louis	14	60	4.3	14	1	3	36	12.0	14	0	96
TOTALS (16/14)		280	1,306	4.7	79t	13	37	367	9.9	39	4	1,673
1/10	Carolina	14	59	4.2	25	0	3	6	2.0	5	0	65
1/18	Green Bay	25	157	6.3	24t	1	1	26	26.0	26	0	183
TOTALS (2/2)		39	216	5.5	25	1	4	32	8.0	26	0	248

LYNCH'S GAME-BY-GAME

		Rushing					Receiving					Total	W/L
2007	Opponent	Att	Yds	Avg	LG	TD	Rec	Yds	Avg	LG	TD		
9/9	Denver	19	90	4.7	23t	1	2	9	4.5	14	0	104	L
9/16	at Pittsburgh	18	64	3.6	12	0	1	21	21.0	21	0	85	L
9/23	at New England	20	74	3.7	12	1	2	6	3.0	4	0	80	L
9/30	New York Jets	23	79	3.4	11	1	0	0	0.0	0	0	79	W
10/8	Dallas	20	66	3.3	15	0	2	32	16.0	23	0	98	L
10/21	Baltimore	27	84	3.1	23	1	3	14	4.7	9	0	98	W
10/28	at New York Jets	21	80	3.8	10	0	1	7	7.0	7	0	87	W
11/4	Cincinnati	29	153	5.3	56t	1	1	7	7.0	7	0	160	W
11/11	at Miami	19	61	3.2	18	1	3	24	8.0	10	0	85	W
11/18	New England	Inactive (ankle)											
11/25	at Jacksonville	Inactive (ankle)											
12/2	at Washington	Inactive (ankle)											
12/9	Miami	23	101	4.7	11	0	0	0	0.0	0	0	101	W
12/16	at Cleveland	21	82	3.9	29	0	0	0	0.0	0	0	82	L
12/23	New York Giants	18	70	3.9	28	1	2	42	21.0	30	0	112	L
12/30	at Philadelphia	22	105	4.8	56	0	1	22	22.0	22	0	127	L
TOTALS (13/13)		280	1,115	4.0	56t	7	18	184	10.2	30	0	1,299	6-7

		Rushing					Receiving					Total	W/L
2008	Opponent	Att	Yds	Avg	LG	TD	Rec	Yds	Avg	LG	TD		
9/7	Seattle	18	76	4.2	21t	1	3	18	6.0	11	0	94	W
9/14	at Jacksonville	19	59	3.1	11t	1	1	8	8.0	8	0	67	W
9/21	Oakland	23	83	3.6	14t	2	4	31	7.8	17	0	114	W
9/28	at St. Louis	19	57	3.0	11	0	4	24	6.0	9	0	81	W
10/5	at Arizona	12	44	4.2	22	0	3	10	3.3	6	0	54	L
10/19	San Diego	19	70	3.7	19	1	4	22	5.5	10	0	92	W
10/26	at Miami	13	61	4.7	18	1	5	34	6.8	12	0	95	L
11/2	New York Jets	9	16	1.8	6	0	3	52	17.3	42	0	68	L
11/9	at New England	20	46	3.3	8	0	0	0	0.0	0	0	46	L
11/17	Cleveland	23	119	5.2	28	0	10	58	5.8	18t	1	177	L
11/23	at Kansas City	20	79	4.0	17	1	5	25	5.0	13	0	104	W
11/30	San Francisco	16	134	8.4	50	0	1	1	1.0	1	0	135	L
12/7	Miami	13	31	2.4	7	0	1	4	4.0	4	0	35	L
12/14	at New York Jets	21	127	6.0	35	0	3	13	4.3	6	0	140	L
12/21	at Denver	11	34	3.1	9	1	0	0	0.0	0	0	34	W
12/28	New England	Inactive											
TOTALS (15/15)		250	1,036	4.1	50	8	47	300	6.4	42	1	1,336	7-8

2009	Opponent	-----Rushing-----					-----Receiving-----					Total	W/L
		Att	Yds	Avg	LG	TD	Rec	Yds	Avg	LG	TD		
9/14	at New England												
9/20	Tampa Bay												
9/27	New Orleans												
10/4	at Miami			0.5	4	0							
10/11	Cleveland	17	69	4.1	12	0	6	56	9.3	35	0	125	L
10/18	at New England	19	61	3.2	12	0	2	11	5.5	9	0	72	W
10/25	at Carolina	17	40	2.4	8	1	1	7	7.0	7	0	47	W
11/1	Houston	9	43	4.8	14	0	3	6	2.0	4	0	49	L
11/15	at Tennessee	9	37	4.1	7	0	4	18	4.5	8	0	55	L
11/22	at Jacksonville	8	18	2.3	5	0	0	0	0.0	0	0	18	L
11/29	Miami	3	6	2.0	6	0	1	9	9.0	9	0	15	W
12/3	New York Jets	6	60	10.0	35	1	1	4	4.0	4	0	64	L
12/13	at Kansas City	12	84	7.0	47	0	3	10	3.3	5	0	94	W
12/20	vs. New England	8	25	3.1	10	0	0	0	0.0	0	0	25	L
12/27	at Atlanta	3	3	1.0	5	0	1	13	13.0	13	0	16	L
1/3/10	Indianapolis	1	0	0.0	0	0	1	2	2.0	2	0	2	W
TOTALS (13/6)		120	450	3.8	47	2	28	179	6.4	35	0	629	5-8

2010	Opponent	-----Rushing-----					-----Receiving-----					Total	W/L
		Att	Yds	Avg	LG	TD	Rec	Yds	Avg	LG	TD		
9/12	Miami	3	13	4.3	15	0	0	0	0.0	0	0	13	L
9/19	at Green Bay	17	64	3.8	14	0	0	0	0.0	0	0	64	L
9/26	at New England	13	79	6.1	17	0	1	7	7.0	7	0	86	L
10/3	New York Jets	4	8	2.0	5	0	0	0	0.0	0	0	8	L
10/17	at Chicago	17	44	2.6	12	1	3	9	3.0	5	0	53	W
10/24	Arizona	24	89	3.7	39	0	0	0	0.0	0	0	89	W
10/31	at Oakland	9	7	0.8	7	0	0	0	0.0	0	0	7	L
11/7	New York Giants	11	48	4.4	26	0	0	0	0.0	0	0	48	L
11/14	at Arizona	13	29	2.2	13	1	2	33	16.5	22	0	62	W
11/21	at New Orleans	7	36	5.1	17	0	4	19	4.8	8	0	55	L
11/28	Kansas City	7	20	2.9	6	0	2	13	6.5	8	0	33	L
12/5	Carolina	21	83	4.0	22t	3	1	17	17.0	17	0	100	W
12/12	at San Francisco	10	29	2.9	9	0	7	37	5.3	12	0	66	L
12/19	Atlanta	12	60	5.0	14	1	1	17	17.0	17	0	77	L
12/26	at Tampa Bay	14	53	3.8	29	0	0	0	0.0	0	0	53	L
1/2/11	St. Louis	20	75	3.8	24	0	1	-7	-7.0	-7	0	68	W
TOTALS (16/14)		202	737	3.6	39	6	22	145	6.6	22	0	882	5-11
1/8/11	New Orleans	19	131	6.9	67t	1	0	0	0.0	0	0	131	W
1/16/11	at Chicago	4	2	0.5	4	0	0	0	0.0	0	0	2	L
PLAYOFFS (2/1)		23	133	5.8	67t	1	0	0	0.0	0	0	133	1-1

2011	Opponent	-----Rushing-----					-----Receiving-----					Total	W/L
		Att	Yds	Avg	LG	TD	Rec	Yds	Avg	LG	TD		
9/11	at San Francisco	13	33	2.5	12	0	2	14	7.0	12	0	47	L
9/18	at Pittsburgh	6	11	1.8	7	0	1	1	1.0	1	0	12	L
9/25	Arizona	19	73	3.8	23	0	1	2	2.0	2	0	75	W
10/2	Atlanta	8	24	3.0	11t	1	3	33	11.0	26	0	57	L
10/9	at NY Giants	12	98	8.2	47	1	4	33	8.3	17	0	131	W
10/23	at Cleveland												
10/30	Cincinnati	16	24	1.5	9	1	0	0	0.0	0	0	24	L
11/6	at Dallas	23	135	5.9	29	1	1	8	8.0	8	0	143	L
11/13	Baltimore	32	109	3.4	8	1	5	58	11.6	23	0	167	W
11/20	at St. Louis	27	88	3.3	12	1	2	1	0.5	5	0	89	W
11/27	Washington	24	111	4.6	12	0	1	20	20.0	20t	1	131	L
12/1	Philadelphia	22	148	6.7	40t	2	0	0	0.0	0	0	148	W
12/12	St. Louis	23	115	5.0	16t	1	2	8	4.0	4	0	123	W
12/18	at Chicago	20	42	2.1	15	2	2	5	2.5	3	0	47	W
12/24	San Francisco	21	107	5.1	18	1	2	24	12.0	20	0	131	L
1/1/12	at Arizona	19	86	4.5	18	0	2	5	2.5	3	0	91	L
TOTALS (15/15)		285	1,204	4.2	47	12	28	212	7.6	26	1	1,416	7-8

2012	Opponent	-----Rushing-----					-----Receiving-----					Total	W/L
		Att	Yds	Avg	LG	TD	Rec	Yds	Avg	LG	TD		
9/9	at Arizona	21	85	4.0	11	0	2	12	6.0	7	0	97	L
9/16	Dallas	26	122	4.7	36	1	0	0	0.0	0	0	122	W
9/24	Green Bay	25	98	3.9	9	0	1	1	1.0	1	0	99	W
9/30	at St. Louis	20	118	5.9	18t	1	4	37	9.3	16	0	155	L
10/7	at Carolina	21	85	4.0	14	0	1	9	16.0	6	0	101	W
10/14	New England	15	41	2.7	7	0	1	11	11.0	11	0	52	W
10/18	at San Francisco	19	103	5.4	15	0	1	13	13.0	13	0	116	L
10/28	at Detroit	12	105	8.8	77t	1	1	1	1.0	1	0	106	L
11/4	Minnesota	26	124	4.8	23	1	2	26	13.0	23	0	150	W
11/11	N.Y. Jets	27	124	4.6	18	1	1	27	27.0	27	0	151	W
11/25	at Miami	19	46	2.4	16	0	2	1	0.5	7	0	47	L
12/2	at Chicago	19	87	4.6	20	1	2	11	5.5	7	0	98	W
12/9	Arizona	11	128	11.6	33t	3	0	0	0.0	0	0	128	W
12/16	at Buffalo	10	113	11.3	54	1	1	14	14.0	14	0	127	W
12/23	San Francisco	26	111	4.3	24t	1	2	19	9.5	10	1	130	W
12/30	St. Louis	18	100	5.6	24	0	2	14	7.0	8	0	114	W
TOTALS (16/15)		315	1,590	5.0	77t	11	23	196	8.5	27	1	1,793	11-5
1/6	at Washington	20	132	6.6	27t	1	1	9	9.0	9	0	141	W
1/13	at Atlanta	16	46	2.9	11	1	3	37	12.3	24	0	70	L
PLAYOFFS (2/2)		36	178	4.9	27t	2	4	46	11.5	24	0	211	1-1

2013	Opponent	-----Rushing-----					-----Receiving-----					Total	W/L
		Att	Yds	Avg	LG	TD	Rec	Yds	Avg	LG	TD		
9/8	at Carolina	17	43	2.5	14	0	2	9	4.5	8	0	52	
9/15	San Francisco	28	98	3.5	21	2	3	37	12.3	35	1	135	
9/22	Jacksonville	17	69	4.1	27	0	0	0	0.0	0	0	69	
9/29	at Houston	17	98	5.8	43	1	3	45	15.0	24	0	143	
10/6	at Indianapolis	17	102	6.0	24	0	1	5	5.0	5	0	107	
10/13	Tennessee	21	77	3.7	13	2	4	78	19.5	55	0	155	
10/17	at Arizona	21	91	4.3	17	1	1	3	3.0	3	0	94	
10/28	at St. Louis	8	23	2.9	9	0	1	4	4.0	4	0	27	
11/3	Tampa Bay	21	125	6.0	14	0	4	16	4.0	9	0	141	
11/10	at Atlanta	24	145	6.0	37	1	3	16	5.3	9	0	161	
11/17	Minnesota	17	54	3.2	23	2	2	9	4.5	6t	1	63	
12/2	New Orleans	16	45	2.8	14	0	3	12	4.0	9	0	57	
12/8	at San Francisco	20	72	3.6	11t	1	0	0	0.0	0	0	72	
12/15	at NY Giants	16	47	2.9	10	1	6	73	12.2	30	0	120	
12/22	Arizona	18	71	3.9	19	0	2	5	2.5	3	0	76	
12/29	St. Louis	23	97	4.2	14	1	1	4	4.0	4	0	101	
TOTALS (16/16)		301	1,257	4.2	43	12	36	316	8.8	55	2	1,556	
1/11	New Orleans	28	140	5.0	31t	2	1	3	3.0	3	0	143	
1/19	San Francisco	22	109	5.0	40t	1	0	0	0.0	0	0	109	
2/2	Denver	15	39	2.6	18	1	0	0	0.0	0	0	39	
Playoff Totals (3/3)		65	288	4.4	40t	4	1	3	3.0	3	0	291	

LYNCH'S 100-YARD RUSHING GAMES (30)

Date	Opponent	Yds.	Date	Opponent	Yds.
11/04/07	Cincinnati	153	12/12/11	St. Louis	115
12/01/11	Philadelphia	148	12/16/12	at Buffalo	113
11/10/13	at Atlanta	145	12/21/14	at Arizona	113
11/09/14	N.Y. Giants	140	11/27/11	Washington	111
11/06/11	at Dallas	135	12/23/12	San Francisco	111
11/30/08	San Francisco	134	09/04/14	Green Bay	110
12/09/12	Arizona	128	11/13/11	Baltimore	109
12/14/08	at New York Jets	127	12/09/07	Miami	107
11/03/13	Tampa Bay	125	12/24/11	San Francisco	107
11/04/12	Minnesota	124	12/30/07	at Philadelphia	105
11/11/12	New York Jets	124	10/28/12	at Detroit	105
11/16/14	at Kansas City	124	11/27/14	at San Francisco	104
09/16/12	Dallas	122	10/18/12	at San Francisco	103
11/17/08	Cleveland	119	10/06/13	at Indianapolis	102
09/30/12	at St. Louis	118	12/30/12	St. Louis	100



ANDREW McDONALD

TACKLE

Height 6-5
Weight 317
College Indiana
Seasons NFL 3rd, Seahawks 1st
Born September 8, 1986
Hometown Indianapolis, Ind.

70

HOW ACQUIRED: Signed to Seattle's active 53-man roster from the Carolina Panthers practice squad on September 8, 2014.

NFL CAREER HIGHLIGHTS:

- Originally signed as an undrafted rookie free agent by the Miami Dolphins May 14, 2012, and spent that entire season on the Dolphins practice squad. After attending training camp with the Dolphins in 2013, was waived on the final cut date.
- Signed to the Panthers practice squad October 21, 2013, where he spent the final 10 weeks of the regular season and the postsea-

McDONALD'S 2014 SEASON

Joined Seattle's 53-man roster from the Carolina Panthers practice squad on September 8. Was waived November 18. **at Wash (10/6):** Active but did not play. **Oak (11/2):** Saw first-career action on special teams.

McDONALD'S NFL RECORD				
Year	Team	—	GP/GS	Postseason
2012	Miami	—	Practice Squad	
2013	Carolina	—	Practice Squad	
2014	Seattle	—	2/0	
NFL TOTALS			2/0	0/0

son.

COLLEGE: Played in 36 games with 25 starts at Indiana, including the last 23 games of career at left tackle. Started all 12 games at left tackle as a senior and helped team rush for 1,374 yards in conference games, the most in a decade. Started 11 games as a junior and played in eight games as a reserve tackle as a sophomore. As a freshman, played in five games with two starts at guard.

PERSONAL: Attended Warren Central High School in Indianapolis.



CHRIS MATTHEWS

WIDE RECEIVER

Height 6-5
Weight 218
College Kentucky
Seasons NFL 1st, Seahawks 1st
Born October 6, 1989
Hometown Long Beach, Calif.

13

MATTHEWS' NFL RECORD							
RECEIVING							
Year	Club	G/S	No	Yds	Avg	LG	TD
2014	Seattle	3/0	0	0	0.0	0	0
NFL TOTALS		3/0	0	0	0.0	0	0
POSTSEASON							
Year	Club	G/S	No	Yds	Avg	LG	TD
2014	Seattle	2/0	0	0	0.0	0	0
NFL TOTALS		2/0	0	0	0.0	0	0

MATTHEWS' SINGLE-GAME HIGHS

Most Rec.: None
Most TDs: None

Most Yards: None
Longest Reception: None

ADDITIONAL STATS

Special Teams Tackles: 2014 (1); Career (1).

MATTHEWS' 2014 SEASON

Went to training camp with Seattle but was waived August 30. Signed to practice squad August 31, but was released September 3. Signed back to the practice squad October 29 and released November 4. Again signed to practice squad November 18. Signed to active roster December 6. **at Phi (12/7):** Saw action in first-career game at WR and on special teams totaling one tackle. **GB (1/18):** Recovered an onside kick with 2:09 remaining that led to a go-ahead TD by Seattle.

		-----Receiving-----					
2014	Opponent	No	Yds	Avg	LG	TD	
12/07	at Philadelphia	0	0	0.0	0	0	
12/14	San Francisco	0	0	0.0	0	0	
12/21	at Arizona	Inactive (hamstring)					
12/28	St. Louis	0	0	0.0	0	0	
TOTALS (3/0)		0	0	0.0	0	0	
1/10	Carolina	0	0	0.0	0	0	
1/18	Green Bay	0	0	0.0	0	0	
TOTALS (2/0)		0	0	0.0	0	0	



BYRON MAXWELL

CORNERBACK

Height 6-1
Weight 207
College Clemson
Seasons NFL 4th, Seahawks 4th
Born February 23, 1988
Hometown Charleston, S.C.

41

MAXWELL'S NFL RECORD																
Club	G/S	Tackles			Sacks		Interceptions									
		Tkl	So	Ast	QB	Yds	No	Yds	Avg	LG	TD	PD	FF	FR	Yds	
2011 Seattle	9/0	0	0	0	0.0	0.0	0	0	0.0	0	0	0	0	0	0	0
2012 Seattle	9/0	6	6	0	0.0	0.0	0	0	0.0	0	0	3	0	0	0	0
2013 Seattle	16/5	25	22	3	0.0	0.0	4	6	1.5	6	0	12	1	0	0	0
2014 Seattle	13/12	39	33	6	0.0	0.0	2	23	11.5	21	0	11	1	1	0	0
NFL TOTALS	47/17	70	61	9	0.0	0.0	6	29	4.8	21	0	26	2	1	0	0
POSTSEASON																
Club	G/S	Tackles			Sacks		Interceptions									
		Tkl	So	Ast	QB	Yds	No	Yds	Avg	LG	TD	PD	FF	FR	Yds	
2012 Seattle	1/0						Special Teams Only									
2013 Seattle	3/3	12	8	4	0.0	0.0	0	0	0.0	0	0	2	1	0	0	0
2014 Seattle	2/0	6	5	1	0.0	0.0	1	5	5.0	5	0	1	0	0	0	0
NFL TOTALS	6/4	18	13	5	0.0	0.0	1	5	5.0	5	0	3	1	0	0	0

MAXWELL'S SINGLE-GAME HIGHS

Tackles: 11, vs. Denver (9/21/14)
Sacks: None
Int.: 2 at N.Y. Giants (12/15/13)

FF: 1, 2 Times, Last vs. St. Louis (12/28/14)
FR: 1 at Kansas City (11/16/14)

ADDITIONAL STATS

Special Teams Tackles: 2011 (1, FR) 2012 (8, FF, FR), 2013 (3, FR); **Career: (12, FF, 3 FR).**

MAXWELL'S 2014 SEASON

GB (9/4): Tied a career high with five tackles (4 solo). Recorded fifth-career interception and returned it 21 yards to the Packers 8-yard line setting up a Seahawks score. **Den (9/21):** Set a career high with 11 tackles (9 solo) - previous best was five. **Dal (10/12):** Had a solo stop and two passes defended before leaving midway through the second quarter with an calf injury. **at StL (10/19):** Inactive (calf). **NYG (11/9):** Returned to action and split reps with Simon at RCB. **Car (1/10):** Saw only limited action on special teams after experiencing shortness of breath at the start. **GB (1/18):** Had first-career postseason interception.

MAXWELL'S 2014 GAME-BY-GAME														
Game	G/S	T	S	A	QB	Yds.	QH	Int.	Yds.	PD	FF	FR	Yds.	
GB (9/4)	1/1	5	4	1	0.0	0.0	0	1	21	2	0	0	0	
at SD (9/14)	1/1	4	4	0	0.0	0.0	0	0	0	0	0	0	0	
Den (9/21)	1/1	11	9	2	0.0	0.0	0	0	0	1	0	0	0	
at Wash (10/6)	1/1	5	5	0	0.0	0.0	0	0	0	0	0	0	0	
Dal (10/12)	1/1	1	1	0	0.0	0.0	0	0	0	2	0	0	0	
Games 6-8														
NYG (11/9)	1/0	3	3	0	0.0	0.0	0	0	0	1	0	0	0	
at KC (11/16)	1/1	0	0	0	0.0	0.0	0	0	0	0	1	0	0	
AZ (11/23)	1/1	1	1	0	0.0	0.0	0	1	2	2	0	0	0	
at SF (11/27)	1/1	2	2	0	0.0	0.0	0	0	0	0	0	0	0	
at Phi (12/7)	1/1	4	4	0	0.0	0.0	0	0	0	2	0	0	0	
SF (12/14)	1/1	0	0	0	0.0	0.0	0	0	0	0	0	0	0	
at AZ (12/21)	1/1	1	1	0	0.0	0.0	0	0	0	1	0	0	0	
StL (12/28)	1/1	2	1	1	0.0	0.0	0	0	0	0	1	0	0	
Totals	13/12	39	33	6	0.0	0.0	0	2	23	11	2	0	0	
Car (1/10)	1/0													
GB (1/18)	1/1	6	5	1	0.0	0.0	0	1	5	1	0	0	0	
Totals	2/1	6	5	1	0.0	0.0	0	1	5	1	0	0	0	



BRANDON MEBANE

DEFENSIVE TACKLE

Height 6-1
Weight 311
College California
Seasons NFL 8th, Seahawks 8th
Born January 15, 1985
Hometown Los Angeles, Calif.
Pronunciation MEE-bane

92

MEBANE'S NFL RECORD

Club	G/S	Tackles			Sacks		Interceptions								FF	FR	Yds
		Tkl	So	Ast	QB	Yds	No	Yds	Avg	LG	TD	PD	FF	FR			
2007 Seattle	16/10	29	23	6	2.0	11.0	0	0	0.0	0	0	0	0	0	1	0	0
2008 Seattle	16/16	39	31	8	5.5	24.0	0	0	0.0	0	0	1	2	0	0	0	0
2009 Seattle	15/15	49	41	8	1.5	9.5	0	0	0.0	0	0	0	0	0	0	0	0
2010 Seattle	12/12	31	19	12	1.0	7.0	0	0	0.0	0	0	2	0	0	0	0	0
2011 Seattle	16/16	56	40	16	0.0	0.0	0	0	0.0	0	0	1	0	0	0	0	0
2012 Seattle	16/16	56	31	25	3.0	22.0	0	0	0.0	0	0	3	0	1	0	0	0
2013 Seattle	16/16	45	21	24	0.0	0.0	0	0	0.0	0	0	1	0	1	0	0	0
2014 Seattle	9/9	20	11	9	1.0	9.0	0	0	0	0	0	0	0	0	0	0	0
NFL TOTALS	116/110	325	217	108	14.0	82.5	0	0	0.0	0	0	8	2	3	0	0	0
POSTSEASON																	
Club	G/S	Tkl	So	Ast	QB	Yds	No	Yds	Avg	LG	TD	PD	FF	FR	Yds.		
2007 Seattle	2/2	6	4	2	0.0	0.0	0	0	0.0	0	0	0	0	0	0	0	0
2010 Seattle	2/2	9	8	1	0.0	0.0	0	0	0.0	0	0	0	0	0	0	0	0
2012 Seattle	2/2	9	5	4	0.0	0.0	0	0	0.0	0	0	0	0	0	0	0	0
2013 Seattle	3/2	8	5	3	0.0	0.0	0	0	0.0	0	0	0	0	0	0	0	0
TOTALS	9/8	32	22	10	0.0	0.0	0	0	0.0	0	0	0	0	0	0	0	0

MEBANE'S SINGLE-GAME HIGHS

Tackles: 7, 2 Times, Last vs. New England (10/14/12) **FF:** 1, 2 Times, Last vs. Arizona (11/16/08)
Sacks: 2.0 vs. Green Bay (9/24/12) **FR:** 1, 3 Times, Last vs. Jacksonville (9/22/13)
Int.: None

MEBANE'S 2014 SEASON

Placed on injured reserve (hamstring) November 11. **Den (9/21):** Part of a defensive front that allowed just a 1.8-yard rushing average on 20 attempts. **at Wash (10/6):** Helped limit Washington to 32 rushing yards. **Dal (10/12):** Had season-best four tackles (2 solo). **at Car (10/26):** Recorded first sack of the season. **NYG (11/9):** Left game in second quarter with a hamstring injury.

MEBANE'S 2014 GAME-BY-GAME

Game	G/S	T	S	A	QB	Yds.	QH	Int.	Yds.	PD	FF	FR	Yds.
GB (9/4)	1/1	0	0	0	0.0	0.0	0	0	0	0	0	0	0
at SD (9/14)	1/1	2	2	0	0.0	0.0	0	0	0	0	0	0	0
Den (9/21)	1/1	1	1	0	0.0	0.0	0	0	0	0	0	0	0
at Wash (10/6)	1/1	3	0	3	0.0	0.0	0	0	0	0	0	0	0
Dal (10/12)	1/1	4	2	2	0.0	0.0	0	0	0	0	0	0	0
at StL (10/19)	1/1	4	3	1	0.0	0.0	0	0	0	0	0	0	0
at Car (10/26)	1/1	3	1	2	1.0	9.0	0	0	0	0	0	0	0
Oak (11/2)	1/1	1	1	0	0.0	0.0	0	0	0	0	0	0	0
NYG (11/9)	1/1	2	1	1	0.0	0.0	1	0	0	0	0	0	0
Totals	9/9	20	11	9	1.0	9.0	1	0	0	0	0	0	0



CHRISTINE MICHAEL

RUNNING BACK

Height 5-10
Weight 221
College Texas A&M
Seasons NFL 2nd, Seahawks 2nd
Born November 9, 1990
Hometown Beaumont, Texas
Pronunciation CHRIS-tin

33

MICHAEL'S NFL RECORD

Club	G/S	Rushing						Receiving					
		Att	Yds	Avg	LG	TD	No	Yds	Avg	LG	TD		
2013 Seattle	4/0	18	79	4.3	13	0	0	0	0.0	0	0	0	0
2014 Seattle	10/0	34	175	5.1	45	0	1	12	12.0	12	0	0	0
NFL TOTALS	14/0	52	254	4.9	45	0	1	12	12.0	12	0	0	0
POSTSEASON													
Club	G/S	Att	Yds	Avg	LG	TD	No	Yds	Avg	LG	TD		
2014 Seattle	0/0	0	0	0.0	0	0	0	0	0.0	0	0	0	0
NFL TOTALS	0/0	0	0	0.0	0	0	0	0	0.0	0	0	0	0

MICHAEL'S SINGLE-GAME HIGHS

Rushing
Rush Attempts: 9 vs. Jacksonville (9/22/13)
Rush Yards: 71 vs. NY Giants (11/9/14)
Longest Rush: 45 vs. NY Giants (11/9/14)
Most Rush TDs: None

Receiving
Most Receptions: 1 at San Francisco (11/27/14)
Most Rec. Yards: 12 at San Francisco (11/27/14)
Longest Reception: 12 at San Francisco (11/27/14)
Most Rec. TDs: None

MICHAEL'S 2014 SEASON

NYG (11/9): Rushed for a career-high 71 yards, including a career-long 45 yards. Part of a team-record total 350 rushing yards. **at SF (11/27):** Had first-career reception.

2014	Opponent	-----Rushing-----						-----Receiving-----					
		Att	Yds	Avg	LG	TD		Rec	Yds	Avg	LG	TD	Total
Games 1-3	Inactive (hamstring)												
Games 4-5	Inactive												
10/19	at St. Louis	2	5	2.5	3	0		0	0	0.0	0	0	5
10/26	at Carolina	4	12	3.0	6	0		0	0	0.0	0	0	12
11/02	Oakland	4	16	4.0	8	0		0	0	0.0	0	0	16
11/09	NY Giants	4	71	17.8	45	0		0	0	0.0	0	0	71
11/16	at Kansas City	1	-2	-2.0	-2	0		0	0	0.0	0	0	-2
11/23	Arizona	Did Not Play											
11/27	at San Francisco	3	10	3.3	8	0		1	12	12.0	12	0	22
12/07	at Philadelphia	6	32	5.3	11	0		0	0	0.0	0	0	32
12/14	San Francisco	1	1	1.0	1	0		0	0	0.0	0	0	1
12/21	at Arizona	8	28	3.5	15	0		0	0	0.0	0	0	28
12/28	St. Louis	1	2	2.0	2	0		0	0	0.0	0	0	2
TOTALS (10/0)		34	175	5.1	45	0		1	12	12.0	12	0	187
1/10	Carolina	Did Not Play											
1/18	Green Bay	Did Not Play											
TOTALS (0/0)		0	0	0.0	0	0		0	0	0.0	0	0	0

MICHAEL'S GAME-BY-GAME

	Opponent	Rushing					Receiving					Total
		Att	Yds	Avg	LG	TD	Rec	Yds	Avg	LG	TD	
2013												
9/8	at Carolina											
9/15	San Francisco											
9/22	Jacksonville	9	37	4.1	11	0	0	0	0.0	0	0	0
9/29	at Houston											
10/6	at Indianapolis											
10/13	Tennessee											
10/17	at Arizona											
10/28	at St. Louis											
11/3	Tampa Bay											
11/10	at Atlanta	8	33	4.1	13	0	0	0	0.0	0	0	0
11/17	Minnesota	1	9	9.0	9	0	0	0	0.0	0	0	0
12/2	New Orleans											
12/8	at San Francisco											
12/15	at NY Giants											
12/22	Arizona											
12/29	St. Louis											
TOTALS (4/0)		18	79	4.4	13	0	0	0	0.0	0	0	0
1/11	New Orleans											
1/19	San Francisco											
2/2	Denver											
Playoff Totals (0/0)		0	0	0.0	0	0	0	0	0.0	0	0	0



ZACH MILLER

TIGHT END

Height 6-5
Weight 255
College Arizona State
Seasons NFL 8th, Seahawks 4th
Born December 11, 1985
Hometown Phoenix, Ari.

86

MILLER'S NFL RECORD

RECEIVING							
	Club	G/S	No	Yds	Avg	LG	TD
2007	Oakland	16/16	44	444	10.1	28	3
2008	Oakland	16/15	56	778	13.9	63t	1
2009	Oakland	15/15	66	805	12.2	86t	3
2010	Oakland	15/15	60	685	11.4	43t	5
2011	Seattle	15/15	25	233	9.3	28	0
2012	Seattle	16/15	38	396	10.4	30	3
2013	Seattle	14/12	33	387	11.7	60	5
2014	Seattle	3/3	6	76	12.7	24	0
NFL TOTALS		110/106	328	3,804	11.6	86t	20
POSTSEASON							
Year	Club	G/S	No	Yds	Avg	LG	TD
2012	Seattle	2/2	12	190	15.8	34	1
2013	Seattle	3/3	5	46	9.2	15	0
NFL TOTALS		5/5	17	236	13.9	34	1

MILLER'S SINGLE-GAME HIGHS

Most Receptions: 11 vs. Houston (10/3/10)

Most TDs: 2, vs. Jacksonville (9/22/13)

Most Yards: 139 vs. Philadelphia (10/18/09)

Longest Reception: 86t vs. Philadelphia (10/18/09)

MILLER'S 2014 SEASON

Underwent ankle surgery during the bye week.

Placed on injured reserve November 11. at

Wash (10/6): Inactive (ankle). **Dal (10/12):** Inactive (ankle).

2014	Opponent	No	Yds	Avg	LG	TD
09/04	Green Bay	3	42	14.0	24	0
09/14	at San Diego	1	22	22.0	22	0
09/21	Denver	2	12	6.0	8	0
Games 4-9		Inactive (ankle)				
TOTALS (3/3)		6	76	12.7	24	0

MILLER'S GAME-BY-GAME RECEIVING

2007	Opponent	No	Yds	Avg	LG	TD	2008	Opponent	No	Yds	Avg	LG	TD
9/9	Detroit	3	23	7.7	11	0	9/8	Denver	4	34	8.5	21	0
9/16	at Denver	3	18	6.0	10	0	9/14	at Kansas City	2	24	12.0	14	0
9/23	Cleveland	1	13	13.0	13	0	9/21	at Buffalo	0	0	0.0	0	0
9/30	at Miami	0	0	0.0	0	0	9/28	San Diego	5	95	19.0	63t	1
10/14	at San Diego	3	17	5.7	12	1	10/12	at New Orleans	3	46	15.3	23	0
10/21	Kansas City	4	48	12.0	18	0	10/19	N.Y. Jets	4	57	14.3	27	0
10/28	at Tennessee	2	19	9.5	10	0	10/26	at Baltimore	2	56	28.0	31	0
11/4	Houston	1	3	3.0	3	0	11/2	Atlanta	2	9	4.5	6	0
11/11	Chicago	4	43	10.8	13	0	11/9	Carolina	3	42	14.0	28	0
11/18	at Minnesota	3	33	11.0	18	0	11/16	at Miami	4	67	16.8	27	0
11/25	at Kansas City	4	38	9.5	28	0	11/23	at Denver	3	41	13.7	30	0
12/2	Denver	3	58	19.3	26	1	11/30	Kansas City	5	79	15.8	28	0
12/9	at Green Bay	1	8	8.0	8	0	12/4	at San Diego	8	64	8.0	21	0
12/16	Indianapolis	1	12	12.0	12	0	12/14	New England	5	60	12.0	23	0
12/23	at Jacksonville	3	27	9.0	14	1	12/21	Houston	4	70	17.5	22	0
12/30	San Diego	8	84	10.5	18	0	12/28	at Tampa Bay	2	34	17.0	28	0
TOTALS (16/16)		44	444	10.1	28	3	TOTALS (16/15)		56	778	13.9	63t	1

2009	Opponent	No	Yds	Avg	LG	TD	2010	Opponent	No	Yds	Avg	LG	TD
9/14	San Diego	6	96	16.0	30	0	9/12	at Tennessee	4	43	10.8	27	0
9/20	at Kansas City	0	0	0.0	0	0	9/19	St. Louis	3	49	16.3	24	0
9/27	Denver	2	17	8.5	12	0	9/26	at Arizona	4	64	16.0	22t	1
10/4	at Houston	3	33	11.0	13	0	10/3	Houston	11	122	11.1	23	1
10/11	at N.Y. Giants	4	69	17.3	29	0	10/10	San Diego	6	62	10.3	18	1
10/18	Philadelphia	6	139	23.2	86t	1	10/17	at San Francisco	2	48	24.0	26	0
10/25	N.Y. Jets	2	15	7.5	8	0	10/24	at Denver	3	65	21.7	43t	1
11/1	at San Diego	5	52	10.4	15	0	10/31	Seattle	1	8	8.0	8	0
11/15	Kansas City	1	9	9.0	9	0	11/7	Kansas City	Inactive				
11/22	Cincinnati	5	65	13.0	19	1	11/21	at Pittsburgh	2	9	4.5	6	0
11/26	at Dallas	5	73	14.6	28	0	11/28	Miami	1	6	6.0	6	0
12/6	at Pittsburgh	4	43	10.8	16	0	12/5	at San Diego	1	5	5.0	5	0
12/13	Washington	7	46	6.6	11	0	12/12	at Jacksonville	4	68	17.0	29	0
12/20	at Denver	Inactive					12/19	Denver	4	39	9.8	27	0
12/27	at Cleveland	9	110	12.2	31	0	12/26	Indianapolis	9	66	7.3	14	1
1/3/10	Baltimore	7	38	5.4	12t	1	1/2/11	at Kansas City	5	31	6.2	11	0
TOTALS (15/15)		66	805	12.2	86t	3	TOTALS (15/15)		60	685	11.4	43t	5

2011	Opponent	No	Yds	Avg	LG	TD	2012	Opponent	No	Yds	Avg	LG	TD
9/11	at San Francisco	2	19	9.5	13	0	9/9	at Arizona	3	40	13.3	27	0
9/18	at Pittsburgh	1	13	13.0	13	0	9/16	Dallas	1	7	7.0	7	0
9/25	Arizona	2	9	4.5	7	0	9/24	Green Bay	2	12	6.0	8	0
10/2	Atlanta	3	21	7.0	13	0	9/30	at St. Louis	3	32	10.7	13	0
10/9	at NY Giants	0	0	0.0	0	0	10/7	at Carolina	3	59	19.7	30	0
10/23	at Cleveland	Inactive (neck/head)					10/14	New England	2	29	14.5	22	0
10/30	Cincinnati	3	37	12.3	17	0	10/18	at San Francisco	0	0	0.0	0	0
11/6	at Dallas	0	0	0.0	0	0	10/28	at Detroit	2	22	11.0	16t	1
11/13	Baltimore	3	24	8.0	11	0	11/4	Minnesota	2	47	23.5	25	0
11/20	at St. Louis	1	10	10.0	10	0	11/11	N.Y. Jets	5	37	7.4	11	0
11/27	Washington	1	2	2.0	2	0	11/25	at Miami	3	16	5.3	8	0
12/1	Philadelphia	2	53	26.5	28	0	12/2	at Chicago	2	7	3.5	7	0
12/12	St. Louis	2	13	6.5	8	0	12/9	Arizona	2	29	14.5	24t	1
12/18	at Chicago	4	23	5.8	12	0	12/16	at Buffalo	3	26	8.7	14	1
12/24	San Francisco	1	9	9.0	9	0	12/23	San Francisco	2	15	7.5	11	0
1/1/12	at Arizona	0	0	0.0	0	0	12/30	St. Louis	3	18	6.0	9	0
TOTALS (15/15)		25	233	9.3	28	0	TOTALS (16/15)		38	396	10.4	30	3

1/6	at Washington	4	48	12.0	22	0
1/13	at Atlanta	8	142	17.8	34	1
PLAYOFFS (2/2)		12	190	15.8	34	1

2013	Opponent	No	Yds	Avg	LG	TD
9/8	at Carolina	3	42	14.0	18	0
9/15	San Francisco	2	22	11.0	15	0
9/22	Jacksonville	2	5	2.5	4t	2
9/29	at Houston	1	7	7.0	7	0
10/6	at Indianapolis	Inactive (hamstring)				
10/13	Tennessee	Inactive (hamstring)				
10/17	at Arizona	5	40	8.0	15t	1
10/28	at St. Louis	2	14	7.0	8	0
11/3	Tampa Bay	3	49	16.3	22	0
11/10	at Atlanta	0	0	0.0	0	0
11/17	Minnesota	4	69	17.3	34	0
12/2	New Orleans	5	86	17.2	60	1
12/8	at San Francisco	1	13	13.0	13	0
12/15	at NY Giants	1	8	8.0	8	0
12/22	Arizona	1	11	11.0	11t	1
12/29	St. Louis	3	21	7.0	14	0
TOTALS (14/12)		33	387	11.7	60	5
1/11	New Orleans	1	11	11.0	11	0
1/19	San Francisco	3	25	8.3	15	0
2/2	Denver	1	10	10.0	10	0
Playoff Totals (3/3)		5	46	9.2	15	0



KEAVON MILTON

GUARD

Height
Weight
College
Seasons
Born
Hometown

6-4
324
Louisiana - Monroe
NFL 2nd, Seahawks 1st
June 23, 1990
Canton, Tex.

66

HOW ACQUIRED: Signed to Seattle's practice squad on October 29, 2014, and then to the 53-man roster on December 20.

NFL CAREER HIGHLIGHTS:

- Originally signed by the New Orleans Saints as an undrafted free agent on May 10, 2013, but was releaed following training camp on August 31.
- Claimed by the Cleveland Browns September 1, 2013, and played in eight games, primarily as a blocking TE, and on special teams. Served as reserve TE in four games. Made NFL debut vs. Miami (9/8/13) playing on special teams.
- Waived by the Cleveland Brown August 26, 2014.

COLLEGE: Playing on both sides of the ball,

appeared in 45 career games for Louisiana-Monroe, compiling 220 receiving yards on 25 receptions with four TDs. As a senior playing in all 13 games, posted career highs in both recep-tions (14) and receiving yards (146), helping Warhawks to the AdvoCare Independence Bowl. Appeared in eight games as a junior and totaled eight catches for 55 yards and oneTD. Started at DE in first 10 games as a sophomore before closing the year back atTE; finished with 24 tack-les (17 solo), two sacks and an interception, and on offense added a 1-yardTD grab. As a redshirt freshman, made two catches, both for TDs. Threw the shot put for the Louisiana-Monroe track team in the spring.

PERSONAL: Earned all-district honors three straight years at Canton (Texas) High School, just east of Dallas. Played TE, OL and DE. As a senior TE, posted 53 receptions.

MILTON'S NFL RECORD				
Year	Team	—	GP/GS	Postseason
2013	Cleveland	—	8/0	
2014	Seattle	—	0/0	0/0
NFL TOTALS		—	8/0	0/0

MILTON'S 2014 SEASON

Signed to the Seahawks practice squad October 29. Signed to the active roster December 20. at
AZ (12/21): Active, but did not play. **StL (12/28):** Inactive. **Car (1/10):** Inactive. **GB (1/18):** Inactive.



TONY MOEAKI

TIGHT END

Height

Weight

College

Seasons

Born

Hometown

6-3

245

Iowa

NFL 5th, Seahawks 1st

June 8, 1987

Wheaton, Ill.

88

HOW ACQUIRED: Signed with Seattle as a free agent November 4, 2014.

NFL CAREER HIGHLIGHTS:

- Originally drafted by Kansas City with the second of two Chiefs' third-round selections (93rd overall) in the 2010 NFL Draft. Was waived/injury settlement by Kansas City on October 23, 2013, with a shoulder injury. Signed later that season on December 4 by the Buffalo Bills and was on their roster for the final four games. Was placed on injured reserve by the Bills late in training camp on August 29, 2014, and eventually reached an injury settlement on September 1.
- Played in 30 career games with 29 starts from 2010-12 for the Chiefs totaling 80 receptions for 1,010 yards and four TDs. Missed the entire 2011 season after suffering a knee injury in the final preseason game.
- Started 15 games as a rookie in 2010, recording 47 receptions for 556 yards (11.8 avg.) with three touchdowns. Set a Chiefs record in 2010 for most receptions by a rookie tight end with 47 catches. Was third among all AFC rookies and fifth among all NFL rookies with 47 catches. His 47 receptions and 556 receiving yards were second most among NFL rookie tight ends.

COLLEGE: Played in 48 games (15 starts) at Iowa and caught 76 passes for 953 yards (12.5 avg.) with 11 touchdowns. Started 10 games as a red-shirt senior in 2009 and ranked fourth on the team with a career-high 30 receptions for 387

yards (12.9 avg.) with four TDs. Received the team's Roy J. Carver Most Valuable Player Award and the Hayden Fry Award as the offensive MVP. Tallied 10 catches for 85 yards vs. Northern Iowa, the best single-game reception total by a TE in school history. Appeared in nine games (one start) as a redshirt junior in 2008. Recorded 13 receptions for 144 yards (11.1 avg.) with a TD. Started the first four games of the season in 2007 as a junior and caught 14 passes for 170 yards (12.1 avg.) with three TDs. Received a medical redshirt after suffering an injury vs. Wisconsin. Played in 13 games as a sophomore in 2006 compiling 11 catches for 140 yards (12.7 avg.) with three TDs. Saw duty in 12 games as a reserve TE as a freshman in 2005. Caught eight passes for 112 yards (14.0 avg.). Also saw duty with the special teams coverage unit. Was a four-year member of the Hawkeyes Leadership Group.

PERSONAL: Three-year letterwinner as a tight end, fullback and linebacker at Wheaton-Warrenville High School in Wheaton, Ill. Played in 2005 Army All-America Bowl, earned first-team All-American honors from Riddell and second-team honors by *USA Today* as a senior. Received first-team all-state accolades from the *Champaign News-Gazette*, *Chicago Tribune*, *Chicago Sun-Times* and the Illinois High School Association and Coaches Association. Recorded 59 receptions for 975 yards (16.5 avg.) with nine TDs during his high school career. Also lettered in basketball and tennis.

MOEAKI'S NFL RECORD

RECEIVING

	Club	G/S	No	Yds	Avg	LG	TD
2010	Kansas City	15/15	47	556	11.8	34	3
2011	Kansas City	0/0	Injured Reserve (Knee)				
2012	Kansas City	15/14	33	453	13.7	38	1
2013	Buffalo	2/0	0	0	0.0	0	0
2014	Seattle	6/2	8	134	16.8	63	1
NFL TOTALS		38/31	88	1,143	13.0	63	5

POSTSEASON

Year	Club	G/S	No	Yds	Avg	LG	TD
2010	Kansas City	1/1	1	22	22.0	22	0
2014	Seattle	1/0	0	0	0.0	0	0
NFL TOTALS		2/1	1	22	22.0	22	0

MOEAKI'S SINGLE-GAME HIGHS

Most Receptions: 6 at Oakland (11/7/10)

Most TDs: 1, 5 Times, Last at Kansas City (11/16/14)

Most Yards: 73 vs. Cincinnati (11/18/12)

Longest Reception: 63 at San Francisco (11/27/14)

MOEAKI'S 2014 SEASON

Signed as a free agent with Seattle on November 4. **NYG (11/9):** Inactive. **at KC (11/16):** Saw first action for the Seahawks and had one catch, a 1-yard TD reception. **AZ (11/23):** Led team with four receptions. **at SF (11/27):** Had a career-long, 63-yard reception. Was the team's longest of the season. **at Phi (12/7):** Started when team opened in 2-TE set. **SF (12/14):** Started when team opened in 2-TE set. **at AZ (12/21):** Inactive (shoulder).

2014	Opponent	No	Yds	Avg	LG	TD
11/09	NY Giants	Inactive				
11/16	at Kansas City	1	1	1.0	1t	1
11/23	Arizona	4	34	8.5	17	0
11/27	at San Francisco	1	63	63.0	63	0
12/07	at Philadelphia	1	15	15.0	15	0
12/14	San Francisco	0	0	0.0	0	0
12/21	at Arizona	Inactive (shoulder)				
12/28	St. Louis	1	21	21.0	21	0
TOTALS (6/2)		8	134	16.8	63	1
1/10	Carolina	Inactive (calf)				
1/18	Green Bay	0	0	0.0	0	0
TOTALS (1/0)		0	0	0.0	0	0

MOEAKI'S GAME-BY-GAME RECEIVING

2010	Opponent	No	Yds	Avg	LG	TD	2012	Opponent	No	Yds	Avg	LG	TD
09/13	San Diego	3	21	7.0	16	1	09/09	Atlanta	3	37	12.3	18	0
09/19	at Cleveland	5	58	11.6	20	0	09/16	at Buffalo	1	9	9.0	9	0
09/26	San Francisco	4	4	11.0	18t	1	09/23	at New Orleans	2	12	6.0	7	0
10/10	at Indianapolis	4	50	12.5	27	0	09/30	San Diego	3	18	6.0	1	0
10/17	at Houston	2	21	10.5	11	0	10/07	Baltimore	0	0	0.0	0	0
10/24	Jacksonville	3	42	14.0	20	0	10/14	at Tampa Bay	1	18	18.0	18	0
10/31	Buffalo	3	45	15.0	19	0	10/28	Oakland	4	57	14.3	20	0
11/07	at Oakland	6	63	10.5	23	0	11/01	at San Diego	0	0	0.0	0	0
11/14	at Denver	1	34	34.0	34	0	11/12	at Pittsburgh	3	68	22.7	38	0
11/21	Arizona	Inactive (Head)					11/18	Cincinnati	4	73	18.3	22	0
11/28	at Seattle	1	6	6.0	6t	1	11/25	Denver	2	40	20.0	21	0
12/5	Denver	4	54	13.5	21	0	12/02	Carolina	4	54	13.5	25	1
12/12	at San Diego	2	13	6.5	8	0	12/09	at Cleveland	1	10	10.0	10	0
12/19	at St. Louis	3	25	8.3	12	0	12/16	at Oakland	3	36	12.0	17	0
12/26	Tennessee	5	63	12.6	19	0	12/23	Indianapolis	Inactive (Head)				
1/2/11	Oakland	1	17	17.0	17	0	12/30	at Denver	2	21	10.5	16	0
TOTALS (15/15)		47	556	11.8	34	3	TOTALS (15/14)		33	453	13.7	38	1
1/9/11	Baltimore	1	22	22.0	22	0							
Playoff Totals (1/1)		1	22	22.0	22	0							

2013	Opponent	No	Yds	Avg	LG	TD
12/08	at Tampa Bay	Inactive				
12/15	at Jacksonville	Inactive				
12/22	Miami	0	0	0.0	0	0
12/29	at New England	0	0	0.0	0	0
TOTALS (2/0)		0	0	0.0	0	0



MIKE MORGAN
LINEBACKER

Height 6-3
Weight 226
College Southern California
Seasons NFL 4th, Seahawks 4th
Born January 16, 1988
Hometown Dallas, Texas

57

MORGAN'S NFL RECORD

	Club	G/S	Tackles			Sacks		Interceptions								
			Tkl	So	Ast	QB	Yds	No	Yds	Avg	LG	TD	PD	FF	FR	Yds
2011	Seattle	5/0	0	0	0	0.0	0.0	0	0.0	0.0	0	0	0	0	0	0
2012	Seattle	16/1	12	6	6	0.0	0.0	0	0.0	0.0	0	0	0	0	0	0
2013	Seattle	16/0	5	3	2	0.0	0.0	0	0.0	0.0	0	0	0	0	0	0
2014	Seattle	16/0	4	4	0	0.0	0.0	0	0.0	0.0	0	0	0	0	0	0
NFL TOTALS		53/1	21	13	8	0.0	0.0	0	0.0	0.0	0	0	0	0	0	0

POSTSEASON

	Club	G/S	Tackles			Sacks		Interceptions								
			Tkl	So	Ast	QB	Yds	No	Yds	Avg	LG	TD	PD	FF	FR	Yds
2012	Seattle	2/0	0	0	0	0.0	0.0	0	0	0.0	0	0	0	0	0	0
2013	Seattle	3/0	0	0	0	0.0	0.0	0	0	0.0	0	0	0	0	0	0
2014	Seattle	2/0	0	0	0	0.0	0.0	0	0	0.0	0	0	0	0	0	0
NFL TOTALS		7/0	0	0	0	0.0	0.0	0	0	0.0	0	0	0	0	0	0

MORGAN'S SINGLE-GAME HIGHS

Tackles: 6 vs. N.Y. Jets (11/11/12)
Sacks: None
Int.: None

FF: None
FR: None

ADDITIONAL STATS

Special Teams Tackles: 2012 (7); 2013 (6), 2014, (6, 25-yd TD return after blocked punt); Career: (19).
Postseason Special Teams Tackles: 2012 (1), 2013 (0); Career: (1).

MORGAN'S 2014 SEASON

Dal (10/12): Had two special teams tackles and scooped a Doug Baldwin blocked punt and returned it 25 yards for first-career TD. Saw limited action at LB. **Oak (11/2):** Saw extensive action in nickel defense during the second half.

MORGAN'S 2014 GAME-BY-GAME

Game	G/S	T	S	A	QB	Yds.	QH	Int.	Yds.	PD	FF	FR	Yds.
GB (9/4)	1/0	0	0	0	0.0	0.0	0	0	0	0	0	0	0
at SD (9/14)	1/0	0	0	0	0.0	0.0	0	0	0	0	0	0	0
Den (9/21)	1/0	Special Teams Only											
at Wash (10/6)	1/0	Special Teams Only											
Dal (10/12)	1/0	0	0	0	0.0	0.0	0	0	0	0	0	0	0
at StL (10/19)	1/0	Special Teams Only											
at Car (10/26)	1/0	Special Teams Only											
Oak (11/2)	1/0	4	4	0	0.0	0.0	0	0	0	0	0	0	0
NYG (11/9)	1/0	0	0	0	0.0	0.0	0	0	0	0	0	0	0
Games 10-16	7/0	Special Teams Only											
Totals	16/0	4	4	0	0.0	0.0	0	0	0	0	0	0	0
Car (1/10)	1/0	Special Teams Only											
GB (1/18)	1/0	Special Teams Only											
Totals	2/0	0	0	0	0.0	0.0	0	0	0	0	0	0	0

Additional Statistics: Special Teams Tackles: 6, returned blocked punt for 25 yards for TD.



KEVIN NORWOOD
 WIDE RECEIVER

Height 6-2
 Weight 199
 College Alabama
 NFL Seasons Rookie
 Born September 23, 1990
 Hometown D'Iberville, Miss.

81

NORWOOD’S 2014 SEASON

at StL (10/19): Saw first-career action and had a reception and a special teams tackle. **at SF (11/27):** Made first-career start when team opened in 4 WR set. **StL (12/28):** Started in 3-WR set and had two receptions for 34 yards.

2014	Opponent	No	Yds	Avg	LG	TD
09/04	Green Bay	Inactive (ankle)				
09/14	at San Diego	Inactive				
09/21	Denver	Inactive				
10/06	at Washington	Inactive				
10/12	Dallas	Inactive				
10/19	at St. Louis	1	4	4.0	4	0
10/26	at Carolina	2	13	6.5	10	0
11/02	Oakland	1	19	19.0	19	0
11/09	NY Giants	0	0	0.0	0	0
11/16	at Kansas City	0	0	0.0	0	0
11/23	Arizona	1	10	10.0	10	0
11/27	at San Francisco	0	0	0.0	0	0
12/07	at Philadelphia	2	22	11.0	11	0
12/14	San Francisco	Inactive				
12/21	at Arizona	Inactive				
12/28	St. Louis	2	34	17.0	31	0
TOTALS (9/1)		9	102	11.3	31	0
1/10	Carolina	Inactive				
1/18	Green Bay	0	0	0.0	0	0
TOTALS (1/0)		0	0	0.0	0	0

Additional Statistics: Special Teams Tackles: 1.



RUSSELL OKUNG

TACKLE

Height 6-5
Weight 310
College Oklahoma State
Seasons NFL 5th, Seahawks 5th
Born October 7, 1988
Hometown Houston, Texas
Pronunciation oh-KOON-g

76

OKUNG'S NFL RECORD

Year	Team	—	GP/GS	Postseason	Year	Team	—	GP/GS	Postseason
2010	Seattle	—	10/10	2/2	2013	Seattle	—	8/8	3/3
2011	Seattle	—	12/12		2014	Seattle	—	14/14	2/2
2012	Seattle	—	15/15	2/2	NFL TOTALS		—	59/59	9/9

OKUNG'S 2014 SEASON

Helped team lead the NFL with franchise record 2,762 rushing yards, third-highest total in NFL since 1985. **GB (9/4)**: Helped pave the way for Seattle to rush for 207 yards. **Den (9/21)**: Left the game late in the 2nd quarter with a shoulder injury, but returned to start the 2nd half and finished the game. **at Wash (10/6)**: Helped lead team to season-high 225 rushing yards. **at StL (10/19)**: Helped Seattle to 171 rushing yards and Russell Wilson become the first player in NFL history to pass for 300 yards and rush for 100 in the same game. **Oak (11/2)**: Inactive (calf). **NYG (11/9)**: Helped lead team to club-record 350 yards rushing. **at KC (11/16)**: Helped lead team to 204 rushing yards and a club record with 554 rushing yards over a two-game span. **at SF (11/27)**: Helped lead team to 157 rushing yards, including 104 for Lynch. **SF (12/14)**: Injured chest on final play of the first half and did not return. **at AZ (12/21)**: Inactive (chest). **GB (1/18)**: Helped lead Marshawn Lynch to a club postseason record 157 rushing yards.



TERRENCE PARKS

SAFETY

Height 6-2
Weight 218
College Florida State
Seasons NFL 1st, Seahawks 1st
Born April 14, 1990
Hometown Fairburn, Ga.

42

PARKS' NFL RECORD

Club	G/S	Tackles			Sacks		Interceptions									
		Tkl	So	Ast	QB	Yds	No	Yds	Avg	LG	TD	PD	FF	FR	Yds	
2014 Seattle	1/0	0	0	0	0.0	0.0	0	0	0.0	0	0	0	0	0	0	0
NFL TOTALS	1/0	0	0	0	0.0	0.0	0	0	0.0	0	0	0	0	0	0	0

PARKS' SINGLE-GAME HIGHS

Tackles: None
Sacks: None
INTs: None

TDs: None
FF: None
FR: None

ADDITIONAL STATS

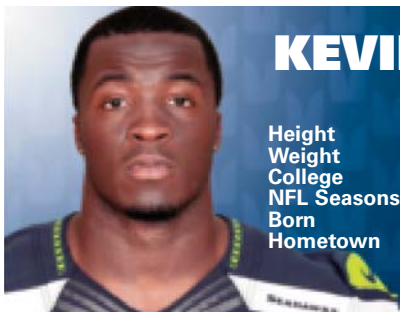
Special Teams Tackles: 2014 (None); Career (None).

PARKS' 2014 SEASON

Signed from Seahawks practice squad to active roster November 1. Was waived/injured November 4. **Oak (11/2)**: Saw action in first-career game for Seattle on special teams.

PARKS' 2014 GAME-BY-GAME

Game	G/S	T	S	A	QB	Yds.	QH	Int.	Yds.	PD	FF	FR	Yds.
Oak (11/2)	1/0												
Totals	1/0	0	0	0	0.0	0.0	0	0	0	0	0	0	0



KEVIN PIERRE-LOUIS
LINEBACKER

Height 6-0
Weight 236
College Boston College
NFL Seasons Rookie
Born October 7, 1991
Hometown Norwalk, Conn.

58

PIERRE-LOUIS' 2014 SEASON

Placed on injured reserve (shoulder) November 28. **Den (9/21):** Saw first-career action on special teams and had a tackle. **Dal (10/12):** Saw limited action a LB and also had a fumble recovery on punt coverage. **at Car (10/26):** Saw action at OLB in place of Malcolm Smith (groin) for parts of the game. **Oak (11/2):** Served as the primary linebacker sub in nickel. **NYG (11/9):** Posted a career-high five tackles.

PIERRE-LOUIS' 2014 GAME-BY-GAME													
Game	G/S	T	S	A	QB	Yds.	QH	Int.	Yds.	PD	FF	FR	Yds.
Games 1-2	0/0		Inactive (hamstring)										
Denver (9/21)	1/0		Special Teams Only										
at Wash (10/6)	0/0		Inactive										
Dal (10/12)	1/0	0	0	0	0.0	0.0	0	0	0	0	0	0	0
at StL (10/19)	1/0		Special Teams Only										
at Car (10/26)	1/0	3	2	1	0.0	0.0	0	0	0	0	0	0	0
Oak (11/2)	1/0	1	1	0	0.0	0.0	0	0	0	0	0	0	0
NYG (11/9)	1/0	5	3	2	0.0	0.0	0	0	0	0	0	0	0
at KC (11/16)	1/0	1	1	0	0.0	0.0	0	0	0	0	0	0	0
AZ (11/23)	0/0		Inactive (shoulder)										
at SF (11/27)	0/0		Inactive (shoulder)										
Totals	7/0	10	7	3	0.0	0.0	0	0	0	0	0	0	0

Additional Statistics: Special Teams tackles: 3, FR.



PAUL RICHARDSON
WIDE RECEIVER

Height 6-0
Weight 183
College Colorado
NFL Seasons Rookie
Born April 13, 1992
Hometown Los Angeles, Calif.

10

RICHARDSON'S 2014 SEASON

Placed on injured reserve (knee) January 12, 2015. **GB (9/4):** Saw action in first-career game. **Den (9/21):** Had first-career reception - good for a 7-yard gain. **at StL (10/19):** Saw most action of the season and had four receptions for 33 yards. **at Car (10/26):** Made first-career start in a 3-WR set and had two catches for 20 yards. **SF (12/14):** Had three catches for 30 yards, including first-career TD on a 10-yard reception. **at AZ (12/21):** Had career highs with five catches and 52 yards. **StL (12/28):** Led team with career-high 60 yards and had a career-long 32-yard reception. **Car (1/10):** Had a 21-yard reception, but left the game in the third quarter with knee injury.

2014	Opponent	No	Yds	Avg	LG	TD
09/04	Green Bay	0	0	0.0	0	0
09/14	at San Diego	0	0	0.0	0	0
09/21	Denver	1	7	7.0	7	0
10/06	at Washington	0	0	0.0	0	0
10/12	Dallas	Inactive				
10/19	at St. Louis	4	33	8.3	11	0
10/26	at Carolina	2	20	10.0	11	0
11/02	Oakland	3	12	4.0	10	0
11/09	NY Giants	0	0	0.0	0	0
11/16	at Kansas City	3	24	8.0	10	0
11/23	Arizona	0	0	0.0	0	0
11/27	at San Francisco	1	6	6.0	6	0
12/07	at Philadelphia	2	27	13.5	20	0
12/14	San Francisco	3	30	10.0	11	1
12/21	at Arizona	5	52	10.4	22	0
12/28	St. Louis	5	60	12.0	32	0
TOTALS (15/6)		29	271	9.3	32	1
1/10	Carolina	1	21	21.0	21	0
TOTALS (1/0)		1	21	21.0	21	0



TRAVIAN ROBERTSON

DEFENSIVE TACKLE

Height
Weight
College
Seasons
Born
Hometown

6-4
302
South Carolina
NFL 3rd, Seahawks 1st
December 9, 1988
Laurinburg, N.C.

73

HOW ACQUIRED: Joined the Seahawks 53-man roster on November 18 from the Atlanta Falcons practice squad.

NFL CAREER HIGHLIGHTS:

- Originally selected in the seventh round (249th overall) by the Falcons in the 2012 NFL Draft.
- Saw action in 11 games with the Falcons totaling five tackles from 2012-13. Went to training camp with the Falcons in 2014, but was waived and then signed to their practice squad.

COLLEGE: Named a preseason second-team All-SEC selection by *Phil Steele* as a key interior cog in South Carolina's defense. Three-year letter winner played in 12 games as a senior in 2011, recording 45 tackles (22 solo), two sacks and eight tackles for loss. In 2010, helped anchor one of the best defensive fronts in the SEC, earning fourth-team All-SEC accolades from

Phil Steele after starting all 14 contests, and posting 42 tackles, with 10 for loss and four sacks. Played in every game first two seasons at South Carolina, totaling 24 tackles with two tackles for loss.

PERSONAL: Attended Scotland County High School in Laurinburg, N.C., where he was named Defensive End of the Year after recording 74 tackles with 7.5 sacks, two fumble recoveries and four forced fumbles as a senior. Named all-conference, all-region and team Defensive MVP during his senior season. Played in the Shrine Bowl of the Carolinas, posting four tackles, a sack and a fumble recovery. Also logged three tackles and a pair of sacks in the Off ense-Defense All-Star Game in Ft. Lauderdale, Fla. Graduated from South Carolina in May 2011 with a degree in criminal justice. Brother, Tony Robertson, played football at Appalachian State.

ROBERTSON'S NFL RECORD

Club	G/S	Tackles			Sacks		Interceptions						
		Tkl	So	Ast	QB	Yds	No	Yds	Avg	LG	TD	PD	FF
2012 Atlanta	7/0	2	2	0	0.0	0.0	0	0	0.0	0	0	0	0
2013 Atlanta	4/0	3	1	2	0.0	0.0	0	0	0.0	0	0	0	0
2014 Seattle	1/0	1	0	1	0.0	0.0	0	0	0.0	0	0	0	0
NFL TOTALS	12/0	6	3	3	0.0	0.0	0	0	0.0	0	0	0	0

ROBERTSON'S SINGLE-GAME HIGHS

Tackles: 1, 6 Times, Last vs. Arizona (11/23/14)

FF: None

Sacks: None

FR: None

Int.: None

ROBERTSON'S 2014 SEASON

Signed to Seattle's 53-man roster from the Atlanta Falcons practice squad on November 18. Waived December 23. **Ariz (11/23):** Saw first action for Seattle and assisted on one tackle.

ROBERTSON'S 2014 GAME-BY-GAME

Game	G/S	T	S	A	QB	Yds.	QH	Int.	Yds.	PD	FF	FR	Yds.
Games 1-11	0/0	Atlanta Falcons Practice Squad											
Ariz (11/23)	1/0	1	0	1	0.0	0.0	0	0	0	0	0	0	0
Games 12-15	0/0	Inactive											
Totals	1/0	1	0	1	0.0	0.0	0	0	0	0	0	0	0



JON RYAN

PUNTER

Height
Weight
College
Seasons
Born
Hometown

6-0
217
Regina
NFL 9th, Seahawks 7th
November 26, 1981
Regina, Sask.

9

RYAN'S NFL RECORD

Club	G/S	No	Yds	Avg	Net Avg	LG	I20	TB	Blk
2006 Green Bay	16/0	84	3,739	44.5	35.7	66	17	12	0
2007 Green Bay	16/0	60	2,664	44.4	37.6	72	18	11	2
2008 Seattle	15/0	78	3,557	45.6	37.9	63	22	12	1
2009 Seattle	16/0	88	4,068	46.2	38.7	70	28	9	0
2010 Seattle	16/0	78	3,254	41.7	37.3	63	27	1	0
2011 Seattle	16/0	95	4,431	46.6*	39.3	77*	34	8	0
2012 Seattle	16/0	65	2,963	45.6	40.8*	73	30	3	0
2013 Seattle	16/0	74	3,159	42.7	39.2	69	28	5	2
2014 Seattle	16/0	61	2,688	44.1	38.3	66	28	6	1
NFL TOTALS	143/0	683	30,523	44.7	38.3	77	232	67	6

POSTSEASON

Club	G/S	No	Yds	Avg	Net Avg	LG	I20	TB	Blk
2007 Green Bay	2/0	9	298	33.1	28.2	43	3	1	0
2010 Seattle	2/0	13	470	36.2	33.0	52	4	0	0
2012 Seattle	2/0	6	214	35.7	30.3	50	2	1	0
2013 Seattle	3/0	9	356	39.6	38.9	46	2	0	0
2014 Seattle	2/0	9	366	40.7	36.2	54	5	0	0
NFL TOTALS	11/0	46	1,704	37.0	30.9	54	16	2	0

* Club Record

RYAN'S SINGLE-GAME HIGHS

Punts: 11 vs. Philadelphia (11/2/08)

Avg. (3 min.): 61.0 at Dallas (11/6/11)

Net (3 min.): 58.3 at Dallas (11/6/11)

Longest: 77* at San Francisco (9/11/11)

Inside 20: 6, 3 Times, Last at Miami (11/25/12)

ADDITIONAL STATS

Special Teams Tackles: 2006 (1), 2007 (FR), 2009 (3), 2011 (3); **Career:** (7, FR). **Passing:** 2007: 1-1 for 18 yards, 2009: 1-1 for 42 yards; **Career:** 2-2 for 60 yards.


Rushing: 2006: One for -11, 2007: Two for 7, 2009: One for 0, 2010: One for -9, 2014: Two for 5 (fake FG and fumble punt snap); **Career:** Seven for -8 yards.

Postseason Special Teams Passing: 2014 (1-1, 19-yard TD on Fake FG).

RYAN'S 2013 SEASON

GB (9/4): Punted twice and landed both inside the 20. **Den (9/21):** Landed five-of-six punts inside the 20, and punted a free kick following a safety 79 yards in the air to the end zone. **at Wash (10/6):** Landed five of six punts inside the 20 and also rushed 5 yards for a first down on a fake FG in the fourth quarter. All three second half punts were downed inside the 10. **Dal (10/12):** Had three of four punts downed inside the 20. **GB (1/18):** Completed a 19-yard TD pass to Garry Gilliam on a fake field goal giving Seattle its first score.

2014	Opponent	No	Yds	Avg	Net Avg	LG	I20	TB	Blk
09/04	Green Bay	2	66	33.0	33.0	39	2	0	0
09/14	at San Diego	4	213	53.3	41.8	66	0	2	0
09/21	Denver	6	301	50.2	47.7	66	5	0	0
10/06	at Washington	6	260	43.3	40.0	53	5	1	0
10/12	Dallas	4	167	41.8	41.8	53	3	0	0
10/19	at St. Louis	4	169	42.3	20.0	49	0	0	0
10/26	at Carolina	3	120	40.0	40.0	50	1	0	0
11/02	Oakland	5	211	42.2	26.5	53	1	0	1
11/09	NY Giants	1	46	46.0	26.0	46	0	1	0
11/16	at Kansas City	2	103	51.5	47.0	53	1	0	0
11/23	Arizona	3	150	50.0	50.0	58	2	0	0
11/27	at San Francisco	4	178	44.5	36.5	49	0	1	0
12/07	at Philadelphia	6	227	37.8	34.5	53	3	1	0
12/14	San Francisco	4	192	48.0	45.0	59	2	0	0
12/21	at Arizona	4	164	41.0	41.0	46	2	0	0
12/28	St. Louis	3	121	40.3	40.3	45	1	0	0
TOTALS		61	2,688	44.1	38.3	66	28	6	1
1/10	Carolina	4	154	38.5	38.5	45	3	0	0
1/18	Seattle	5	212	42.4	34.4	54	2	0	0
TOTALS		9	366	40.7	36.2	54	5	0	0



STEPHEN SCHILLING

GUARD

Height
Weight
College
Seasons
Born
Hometown

6-5
312
Michigan
NFL 4th, Seahawks 1st
July 21, 1988
Bellevue, Wash.

63

SCHILLING'S 2013 SEASON

Placed on reserve/injured November 10 (knee). **at Wash (10/6):** Saw action on special team and late in the fourth quarter at center in place of Max Unger (foot). **Dal (10/12):** Started at center, first start for Seattle and first of his career at the position. **at StL (10/19):** Helped Seattle to 171 rushing yards and Russell Wilson become the first player in NFL history to pass for 300 yards and rush for 100 in the same game. **Oak (11/2):** Suited up but did not play until the fourth quarter after nursing a knee injury during the week.

SCHILLING'S NFL RECORD

Year	Team	—	GP/GS	Postseason
2011	SD	—	9/2	0/0
2012	SD	—	2/0	0/0
2013	SD	—	7/0	1/0
2014	Seattle	—	8/3	
NFL TOTALS		—	26/5	1/0



O'BRIEN SCHOFIELD

LINEBACKER

Height
Weight
College
Seasons
Born
Hometown

6-3
242
Wisconsin
NFL 5th, Seahawks 2nd
April 3, 1987
Camden, S.C.

93

SCHOFIELD'S NFL RECORD

Club	G/S	Tackles			Sacks		Interceptions								FF	FR	Yds
		Tkl	So	Ast	QB	Yds	No	Yds	Avg	LG	TD	PD	FF	FR			
2010 Arizona	10/0	5	5	0	2.0	16.0	0	0	0.0	0	0	1	1	1	0		
2011 Arizona	16/0	29	25	4	4.5	39.0	0	0	0.0	0	0	0	2	0	0		
2012 Arizona	9/9	36	28	8	4.0	37.0	0	0	0.0	0	0	0	0	0	0		
2013 Seattle	15/2	7	6	1	1.0	6.0	0	0	0.0	0	0	0	0	0	0		
2014 Seattle	16/0	15	11	4	2.0	22.0	0	0	0.0	0	0	0	0	0	0		
NFL TOTALS	66/11	92	75	17	13.5	120.0	0	0	0.0	0	0	1	3	1	0		

POSTSEASON

Club	G/S	Tackles			Sacks		Interceptions								FF	FR	Yds
		Tkl	So	Ast	QB	Yds	No	Yds	Avg	LG	TD	PD	FF	FR			
2013 Seattle	2/0	1	1	0	0.0	0.0	0	0	0.0	0	0	0	0	0	0		
2014 Seattle	2/0	5	3	2	0.0	0.0	0	0	0.0	0	0	0	1	0	0		
NFL TOTALS	4/0	6	4	2	0.0	0.0	0	0	0.0	0	0	0	1	0	0		

SCHOFIELD'S SINGLE-GAME HIGHS

Tackles: 7, vs. Buffalo (10/14/12)
Sacks: 2.0, 2 Times, Last vs. Buffalo (10/14/12)

FF: 1, 2 Times, Last vs. Cleveland (12/18/11)
FR: 1, vs. Denver (12/12/10)

ADDITIONAL STATS

Special Teams Tackles: 2010 (6), 2011 (17), 2012 (0), 2013 (1), 2014 (5, FR); Career: 29, FR.

SCHOFIELD'S 2014 SEASON

Den (9/21): Registered three of the team's eight QB hits. **at SF (11/27):** Recovered a fumble forced by Lockette on punt coverage. **SF (12/14):** Had two solo stops and two special teams tackles. **at AZ (12/21):** Had first sack of the season. **StL (12/28):** Had two solo tackles, including second sack of the season.

SCHOFIELD'S 2014 GAME-BY-GAME

Game	G/S	T	S	A	QB	Yds.	QH	Int.	Yds.	PD	FF	FR	Yds.
GB (9/4)	1/0	1	0	1	0.0	0.0	1	0	0	0	0	0	0
at SD (9/14)	1/0	1	1	0	0.0	0.0	0	0	0	0	0	0	0
Den (9/21)	1/0	0	0	0	0.0	0.0	3	0	0	0	0	0	0
at Wash (10/6)	1/0	1	0	1	0.0	0.0	0	0	0	0	0	0	0
Dal (10/12)	1/0	1	1	0	0.0	0.0	0	0	0	0	0	0	0
at StL (10/19)	1/0	0	0	0	0.0	0.0	1	0	0	0	0	0	0
at Car (10/26)	1/0	1	1	0	0.0	0.0	0	0	0	0	0	0	0
Oak (11/2)	1/0	0	0	0	0.0	0.0	1	0	0	0	0	0	0
NYG (11/9)	1/0	3	2	1	0.0	0.0	0	0	0	0	0	0	0
at KC (11/16)	1/0	1	1	0	0.0	0.0	0	0	0	0	0	0	0
AZ (11/23)	1/0	0	0	0	0.0	0.0	0	0	0	0	0	0	0
at SF (11/27)	1/0	0	0	0	0.0	0.0	0	0	0	0	0	0	0
at Phi (12/7)	1/0	1	0	1	0.0	0.0	0	0	0	0	0	0	0
SF (12/14)	1/0	2	2	0	0.0	0.0	0	0	0	0	0	0	0
at AZ (12/21)	1/0	1	1	0	1.0	10.0	1	0	0	0	0	0	0
StL (12/28)	1/0	2	2	0	1.0	12.0	2	0	0	0	0	0	0
Totals	16/0	15	11	4	2.0	20.0	9	0	0	0	0	0	0
Car (1/10)	1/0	3	3	0	0.0	0.0	2	0	0	0	1	0	0
GB (1/18)	1/0	2	0	2	0.0	0.0	1	0	0	0	0	0	0
Totals	2/0	5	3	2	0.0	0.0	3	0	0	0	1	0	0

Additional Statistics: Special Teams Tackles: 5, FR.



GREG SCRUGGS

DEFENSIVE END

Height 6-3
Weight 310
College Louisville
Seasons NFL 3rd, Seahawks 3rd
Born August 17, 1990
Hometown Cincinnati, Ohio

98

SCRUGGS' NFL RECORD

		Tackles			Sacks		Interceptions									
Club	G/S	Tkl	So	Ast	QB	Yds	No	Yds	Avg	LG	TD	PD	FF	FR	Yds	
2012 Seattle	12/0	6	5	1	2.0	3.0	0	0	0.0	0	0	1	0	0	0	
2013 Seattle		Injured Reserve (Knee)														
2014 Seattle	3/0	2	1	1	0.0	0.0	0	0	0.0	0	0	0	0	0	0	
NFL TOTALS	15/0	8	6	2	2.0	3.0	0	0	0.0	0	0	1	0	0	0	


POSTSEASON																
		Tackles			Sacks		Interceptions									
Club	G/S	Tkl	So	Ast	QB	Yds	No	Yds	Avg	LG	TD	PD	FF	FR	Yds	
2012 Seattle	2/0	0	0	0	0.0	0.0	0	0	0.0	0	0	0	0	0	0	
NFL TOTALS	2/0	0	0	0	0.0	0.0	0	0	0.0	0	0	0	0	0	0	

SCRUGGS' 2014 SEASON

Was waived on October 11. Re-signed to active roster October 14. Placed on injured reserve November 5 (knee). **at StL (10/19):** Saw action in first game of the season.

SCRUGGS' 2014 GAME-BY-GAME

Game	G/S	T	S	A	QB	Yds.	QH	Int.	Yds.	PD	FF	FR	Yds.
Games 1-4	0/0												
at StL (10/19)	1/0	0	0	0	0.0	0.0	0	0	0	0	0	0	0
at Car (10/26)	1/0	1	0	1	0.0	0.0	1	0	0	0	0	0	0
Oak (11/2)	1/0	1	1	0	0.0	0.0	0	0	0	0	0	0	0
Totals	3/0	2	1	1	0.0	0.0	1	0	0	0	0	0	0



DESHAWN SHEAD

CORNERBACK

Height
Weight
College
Seasons
Born
Hometown
Pronunciation

6-2
220
Portland State
NFL 3rd, Seahawks 3rd
June 28, 1988
Palmdale, Calif.
SHED

35

SHEAD'S NFL RECORD

		Tackles			Sacks		Interceptions									
	Club	G/S	Tkl	So	Ast	QB	Yds	No	Yds	Avg	LG	TD	PD	FF	FR	Yds
2012	Seattle	0/0	0	0	0	0.0	0.0	0	0.0	0.0	0	0	0	0	0	0
2013	Seattle	5/0	0	0	0	0.0	0.0	0	0.0	0.0	0	0	0	0	0	0
2014	Seattle	16/1	7	6	1	0.0	0.0	0	0.0	0.0	0	0	2	0	0	0
NFL TOTALS		21/1	7	6	1	0.0	0.0	0	0.0	0.0	0	0	2	0	0	0

POSTSEASON

		Tackles			Sacks		Interceptions									
	Club	G/S	Tkl	So	Ast	QB	Yds	No	Yds	Avg	LG	TD	PD	FF	FR	Yds
2012	Seattle	0/0	0	0	0	0.0	0.0	0	0	0.0	0	0	0	0	0	0
2013	Seattle	3/0	0	0	0	0.0	0.0	0	0	0.0	0	0	0	0	0	0
2014	Seattle	2/0	0	0	0	0.0	0.0	0	0	0.0	0	0	0	0	0	0
NFL TOTALS		5/0	0	0	0	0.0	0.0	0	0	0.0	0	0	0	0	0	0

SHEAD'S 2014 SEASON

GB (9/4): Saw action on special teams and had two tackles. **at SD (9/14):** Saw action at CB in place of Byron Maxwell (cramps) late in the game and totaled first career tackles. **Den (9/21):** Had a special teams tackle. Also proposed to his fiancée at midfield, following the game. **Oak (11/2):** Made first-career start at SS in place of Chancellor (groin) and totaled a career-high four tackles. **AZ (11/23):** Blocked a punt that led to a Seahawks field goal. **GB (1/18):** Saw limited action at free safety for Earl Thomas (shoulder).

SHEAD'S 2014 GAME-BY-GAME

Game	G/S	T	S	A	QB	Yds.	QH	Int.	Yds.	PD	FF	FR	Yds.
GB (9/4)	1/0	0	0	0	0.0	0.0	0	0	0	0	0	0	0
at SD (9/14)	1/0	2	1	1	0.0	0.0	0	0	0	0	0	0	0
Den (9/21)	1/0	0	0	0	0.0	0.0	0	0	0	0	0	0	0
at Wash (10/6)	1/0	Special Teams Only											
Dal (10/12)	1/0	Special Teams Only											
at StL (10/19)	1/0	1	0	0	0.0	0.0	0	0	0	1	0	0	0
at Car (10/26)	1/0	Special Teams Only											
Oak (11/2)	1/1	4	4	0	0.0	0.0	0	0	0	0	0	0	0
Games 9-14	6/0	Special Teams Only											
at AZ (12/21)	1/0	0	0	0	0.0	0.0	0	0	0	1	0	0	0
StL (12/28)	1/0	Special Teams Only											
Totals	16/1	7	6	1	0.0	0.0	0	0	0	2	0	0	0
Car (1/10)	1/0	Special Teams Only											
GB (1/18)	1/0	0	0	0	0.0	0.0	0	0	0	0	0	0	0
Totals	2/0	0	0	0	0.0	0.0	0	0	0	0	0	0	0

Additional Statistics: Special Teams tackles: 6, blocked punt.


SHEAD'S SINGLE-GAME HIGHS

Tackles: 4, vs. Oakland (11/2/14)
Sacks: None
Int.: None

FF: None
FR: None

ADDITIONAL STATS

Special Teams Tackles: 2013 (1), 2014 (6, blocked punt); Career: 7
Postseason Special Teams Tackles: 2013 (2), 2014 (1); Career: 3.



RICHARD SHERMAN

CORNERBACK

Height
Weight
College
Seasons
Born
Hometown

6-3
195
Stanford
NFL 4th, Seahawks 4th
March 30, 1988
Compton, Calif.

25

SHERMAN'S NFL RECORD																
		Tackles			Sacks		Interceptions									
Club	G/S	Tkl	So	Ast	QB	Yds	No	Yds	Avg	LG	TD	PD	FF	FR	Yds	
2011 Seattle	16/10	53	46	7	0.0	0.0	4	45	11.3	33	0	17	1	0	0	
2012 Seattle	16/16	62	52	10	1.0	16.0	8	57	7.1	29	1	24	3	1	0	
2013 Seattle	16/16	49	38	11	0.0	0.0	8	125	15.6	58t	1	19	0	0	0	
2014 Seattle	16/16	57	45	12	0.0	0.0	4	81	10.3	53	0	8	1	0	0	
NFL TOTALS	64/58	221	181	40	1.0	16.0	24	308	12.8	58t	2	68	5	1	0	
POSTSEASON																
		Tackles			Sacks		Interceptions									
Club	G/S	Tkl	So	Ast	QB	Yds	No	Yds	Avg	LG	TD	PD	FF	FR	Yds	
2012 Seattle	2/2	0	0	0	0.0	0.0	0	0	0.0	0	0	3	0	0	0	
2013 Seattle	3/3	10	4	6	0.0	0.0	0	0	0.0	0	0	2	0	0	0	
2014 Seattle	2/2	7	5	2	0.0	0.0	2	0	0.0	0	0	3	0	0	0	
NFL TOTALS	7/7	17	9	8	0.0	0.0	2	0	0.0	0	0	8	0	0	0	

SHERMAN'S SINGLE-GAME HIGHS

Tackles: 8, 3Times, Last vs. Dallas (10/12/14)
Interceptions: 2, 4Times, Last at San Francisco (11/27/14)
Sacks: 1.0, vs. N.Y. Jets (11/11/12)

Forced Fumbles: 1, 5Times, Last vs. Oakland (11/2/14)
Fumble Recoveries: 1, vs. Arizona (12/9/12)

ADDITIONAL STATS

Special Teams Tackles: 2011 (2); Career: (2).

Touchdowns: 2012 (19 yd. INT return, 90 yd. FG block return); 2013 (58 yd. INT return).

CORNER STONE											
MOST INTERCEPTIONS SINCE 2011						MOST PASSES DEFENSED SINCE 2011					
Player	Team	No.				Player	Team	No.			
<i>Richard Sherman</i>	<i>Seattle</i>	<i>24</i>				Joe Haden	Cleveland	69			
Tim Jennings	Chicago	15				<i>Richard Sherman</i>	<i>Seattle</i>	<i>68</i>			
Patrick Peterson	Arizona	15				Tramon Williams	Green Bay	62			
Antonio Cromarti	Arizona	13				Cary Williams	Philadelphia	57			
Antrel Rolle	N.Y. Giants	13				Lardarius Webb	Baltimore	56			
Sam Shields	Green Bay	13									
Eric Weddle	San Diego	13									

SHERMAN'S 2014 SEASON

GB (9/4): Was not targeted versus the Packers. **Dal (10/12):** Tied a career high with eight tackles. Following injury to Maxwell (ankle), was used in certain situation to shadow Dez Bryant. **Oak (11/2):** Logged first INT of the season. **at SF (11/27):** Notched two interceptions. Fourth time of career with two INTs in one game. **at AZ (12/21):** Recorded an interception and returned it 53 yards. **Car (1/10):** Hauled in first-career postseason interception. **GB (1/18):** Had an interception in the end zone on the Packers' opening drive. Injured elbow in the fourth quarter, but remained in the game.

SHERMAN'S 2014 GAME-BY-GAME																
Game	G/S	T	S	A	QB	Yds.	QH	Int.	Yds.	PD	FF	FR	Yds.			
GB (9/4)	1/1	0	0	0	0.0	0.0	0	0	0	0	0	0	0			
at SD (9/14)	1/1	6	6	0	0.0	0.0	0	0	0	0	0	0	0			
Den (9/21)	1/1	4	4	0	0.0	0.0	0	0	0	1	0	0	0			
at Wash (10/6)	1/1	0	0	0	0.0	0.0	0	0	0	0	0	0	0			
Dal (10/12)	1/1	8	5	3	0.0	0.0	0	0	0	0	0	0	0			
at StL (10/19)	1/1	4	4	0	0.0	0.0	0	0	0	1	0	0	0			
at Car (10/26)	1/1	5	3	2	0.0	0.0	0	0	0	0	0	0	0			
Oak (11/2)	1/1	3	3	0	0.0	0.0	0	1	22	2	1	0	0			
NYG (11/9)	1/1	3	2	1	0.0	0.0	0	0	0	0	0	0	0			
at KC (11/16)	1/1	4	3	1	0.0	0.0	0	0	0	0	0	0	0			
AZ (11/23)	1/1	4	1	3	0.0	0.0	0	0	0	1	0	0	0			
at SF (11/27)	1/1	2	2	0	0.0	0.0	0	2	6	2	0	0	0			
at Phi (12/7)	1/1	2	2	0	0.0	0.0	0	0	0	0	0	0	0			
SF (12/14)	1/1	4	3	1	0.0	0.0	0	0	0	0	0	0	0			
at AZ (12/21)	1/1	4	3	1	0.0	0.0	0	1	53	1	0	0	0			
StL (12/28)	1/1	4	4	0	0.0	0.0	0	0	0	0	0	0	0			
Totals	16/16	57	45	12	0.0	0.0	0	4	81	8	1	0	0			
Car (1/10)	1/1	3	2	1	0.0	0.0	0	1	0	2	0	0	0			
GB (1/18)	1/1	4	3	1	0.0	0.0	0	1	0	1	0	0	0			
Totals	2/2	7	5	2	0.0	0.0	0	2	0	3	0	0	0			



THAROLD SIMON

CORNERBACK

Height 6-3
Weight 202
College LSU
Seasons NFL 2nd, Seahawks 2nd
Born March 6, 1991
Hometown Eunice, Louisiana

27

SIMON'S NFL RECORD

		Tackles			Sacks		Interceptions								
Club	G/S	Tkl	So	Ast	QB	Yds	No	Yds	Avg	LG	TD	PD	FF	FR	Yds
2013 Seattle	0/0	Injured Reserve													
2014 Seattle	10/5	11	9	2	0.0	0.0	1	0	0.0	0	0	3	0	0	0
NFL TOTALS	10/5	11	9	2	0.0	0.0	1	0	0.0	0	0	3	0	0	0

POSTSEASON

		Tackles			Sacks		Interceptions								
Club	G/S	Tkl	So	Ast	QB	Yds	No	Yds	Avg	LG	TD	PD	FF	FR	Yds
2013 Seattle	0/0	Injured Reserve													
2014 Seattle	2/1	5	5	0	0.0	0.0	0	0	0.0	0	0	0	0	0	0
NFL TOTALS	2/1	5	5	0	0.0	0.0	0	0	0.0	0	0	0	0	0	0

SIMON'S SINGLE-GAME HIGHS

Tackles: 3 vs. NY Giants (11/9/14)

Interceptions: 1, at Philadelphia (12/7/14)

Sacks: None

Forced Fumbles: None

Fumble Recoveries: None

ADDITIONAL STATS

Special Teams Tackles: 2014 (2); Career: (2).

SIMON'S 2014 SEASON

at StL (10/19): Started first-career game played at right cornerback. Left late in the first half with an ankle injury. **at KC (11/16):** Saw action at RCB in nickel situations when Maxwell moved inside to cover the slot. **AZ (11/23):** Saw limited action at CB. **at Phi (12/7):** Started when team opened in nickel and hauled in first-career interception in the fourth quarter. **at AZ (12/21):** Injured shoulder late in the fourth quarter. **StL (12/28):** Inactive (shoulder). **Car (1/10):** Started in place of Maxwell (shortness of breath) and had five tackles.

SIMON'S 2014 GAME-BY-GAME

Game	G/S	T	S	A	QB	Yds.	QH	Int.	Yds.	PD	FF	FR	Yds.	
Games 1-5	0/0	Inactive (knee)												
at StL (10/19)	1/1	1	1	0	0.0	0.0	0	0	0	0	0	0	0	
at Car (10/26)	1/1	2	2	0	0.0	0.0	0	0	0	0	0	0	0	
Oak (11/2)	1/1	1	0	1	0.0	0.0	0	0	0	1	0	0	0	
NYG (11/9)	1/1	3	2	1	0.0	0.0	0	0	0	0	0	0	0	
at KC(11/16)	1/0	0	0	0	0.0	0.0	0	0	0	0	0	0	0	
AZ (11/23)	1/0	0	0	0	0.0	0.0	0	0	0	0	0	0	0	
at SF (11/27)	1/0	1	1	0	0.0	0.0	0	0	0	0	0	0	0	
at Phi (12/7)	1/1	1	1	0	0.0	0.0	0	1	0	1	0	0	0	
SF (12/14)	1/0	1	1	0	0.0	0.0	0	0	0	0	0	0	0	
at AZ (12/21)	1/0	1	1	0	0.0	0.0	0	0	0	1	0	0	0	
StL (12/28)	0/0	Inactive (shoulder)												
Totals	10/5	11	9	2	0.0	0.0	0	1	0	3	0	0	0	
Car (1/10)	1/1	5	5	0	0.0	0.0	0	0	0	0	0	0	0	
GB (1/18)	1/0	Special Teams Only												
Totals	2/1	5	5	0	0.0	0.0	0	0	0	0	0	0	0	



J.R. SWEETZY

GUARD

Height

Weight

College

Seasons

Born

Hometown

6-5

298

North Carolina State

NFL 3rd, Seahawks 3rd

April 8, 1989

Mooreville, N.C.

64

SWEETZY'S 2014 SEASON

Helped team lead the NFL with franchise record 2,762 rushing yards, third-highest total in NFL since 1985. **GB (9/4):** Helped lead the team to 207 rushing yards, including 110 for Lynch. **at Wash (10/6):** Helped lead team to season-high 225 rushing yards. **at StL (10/19):** Helped Seattle to 171 rushing yards and Russell Wilson become the first player in NFL history to pass for 300 yards and rush for 100 in the same game. **NYG (11/9):** Helped pave the way for club record 350 rushing yards and tie a club mark with five rushing TDs. **at KC (11/16):** Helped team rush for 204 yards and set a club record for most rushing yards in back-to-back games (554). **at SF (11/27):** Helped lead team to 157 rushing yards, including 104 by Lynch. **at AZ (12/21):** Helped lead team to a club record 596 total yards. **GB (1/18):** Helped Marshawn Lynch rush for a Seahawks postseason record 157 yards.

SWEETZY'S NFL RECORD

Year	Team	—	GP/GS	Postseason
2012	Seattle	—	13/3	2/2
2013	Seattle	—	15/15	3/3
2014	Seattle	—	16/16	2/2
NFL TOTALS		—	44/34	7/7



EARL THOMAS

SAFETY

Height
Weight
College
Seasons
Born
Hometown

5-10
202
Texas
NFL 5th, Seahawks 5th
May 7, 1989
Orange, Texas

29

E. THOMAS' NFL RECORD

		Tackles				Sacks		Interceptions								
Club		G/S	Tkl	So	Ast	QB	Yds	No	Yds	Avg	LG	TD	PD	FF	FR	Yds
2010	Seattle	16/16	71	60	11	0.0	0.0	5	68	13.6	34	0	7	1	0	0
2011	Seattle	16/16	92	67	25	0.0	0.0	2	19	9.5	11	0	6	1	2	0
2012	Seattle	16/16	61	39	22	0.0	0.0	3	80	26.7	57t	1	10	1	0	0
2013	Seattle	16/16	100	75	25	0.0	0.0	5	9	1.8	11	0	8	2	0	0
2014	Seattle	16/16	95	69	26	0.0	0.0	1	47	47.0	47	0	6	3	1	0
NFL TOTALS		80/80	419	310	109	0.0	0.0	16	223	13.9	57t	1	37	8	3	0

POSTSEASON

		Tackles				Sacks		Interceptions								
Club		G/S	Tkl	So	Ast	QB	Yds	No	Yds	Avg	LG	TD	PD	FF	FR	Yds
2010	Seattle	2/2	12	12	0	0.0	0.0	0	0	0.0	0	0	1	0	0	0
2012	Seattle	2/2	8	3	5	0.0	0.0	2	1	0.5	2	0	2	0	0	0
2013	Seattle	3/3	24	17	7	0.0	0.0	0	0	0.0	0	0	3	0	0	0
2014	Seattle	2/2	16	9	7	0.0	0.0	0	0	0.0	0	0	2	1	0	0
NFL TOTALS		9/9	60	41	19	0.0	0.0	2	1	0.5	2	0	8	1	0	0

E. THOMAS' SINGLE-GAME HIGHS

Tackles: 12, 2 Times, Last vs. St. Louis (12/28/14)
Interceptions: 2, vs. San Diego (9/26/10)
Sacks: None

Forced Fumbles: 2, at Kansas City (11/16/14)
Fumble Recoveries: 1, 3 Times, Last at Phi (12/7/14)
Touchdowns: 1, at Buffalo (12/16/12) - 57 INT return

ADDITIONAL STATS

Special Teams Tackles: 2010 (4), 2011 (6), 2012 (5, FR), 2013 (5), 2014 (2);
Career: (22, FR). Punt Returns: 2014 (2 punt returns for 3 yards 1.5 avg.)
Special Teams Touchdowns: 10-yard return of a blocked punt for a TD.

E. THOMAS' 2014 SEASON

GB (9/4): Had five tackles (four solo) and served as the primary punt returner for the first time of career. Had two returns for three yards. **at Car (10/26):** Led team with a season-high nine tackles (4 solo). **NYG (11/9):** Had first interception of the season and returned it 47 yards. **at KC (11/16):** Led team with 11 tackles (10 solo) and two forced fumbles that led to 10 Seahawks points. **StL (12/28):** Tied a career high with 12 tackles (11 solo) and forced a fumble at the Seahawks goal line resulting in a touchback and Seattle's ball. **Car (1/10):** Led team with 11 tackles. **GB (1/18):** Had five tackles. Injured shoulder, but returned to finish the game.

E. THOMAS' 2014 GAME-BY-GAME

Game	G/S	T	S	A	QB	Yds.	QH	Int.	Yds.	PD	FF	FR	Yds.
GB (9/4)	1/1	5	4	1	0.0	0.0	0	0	0	1	0	0	0
at SD (9/14)	1/1	7	5	2	0.0	0.0	0	0	0	0	0	0	0
Den (9/21)	1/1	6	3	3	0.0	0.0	0	0	0	1	0	0	0
at Wash (10/6)	1/1	3	1	2	0.0	0.0	0	0	0	1	0	0	0
Dal (10/12)	1/1	6	4	2	0.0	0.0	0	0	0	0	0	0	0
at StL (10/19)	1/1	6	4	2	0.0	0.0	0	0	0	0	0	0	0
at Car (10/26)	1/1	9	4	5	0.0	0.0	0	0	0	0	0	0	0
Oak (11/2)	1/1	3	3	0	0.0	0.0	0	0	0	0	0	0	0
NYG (11/9)	1/1	6	3	3	0.0	0.0	0	1	47	1	0	0	0
at KC (11/16)	1/1	11	10	1	0.0	0.0	0	0	0	1	2	0	0
AZ (11/23)	1/1	2	2	0	0.0	0.0	0	0	0	1	0	0	0
at SF (11/27)	1/1	5	4	1	0.0	0.0	0	0	0	0	0	0	0
at Phi (12/7)	1/1	1	1	0	0.0	0.0	0	0	0	0	0	1	0
SF (12/14)	1/1	8	7	1	0.0	0.0	0	0	0	0	0	0	0
at AZ (12/21)	1/1	5	3	2	0.0	0.0	0	0	0	0	0	0	0
StL (12/28)	1/1	12	11	1	0.0	0.0	0	0	0	0	1	0	0
Totals	16/16	95	69	26	0.0	0.0	0	1	47	6	3	1	0
Car (1/10)	1/1	11	5	6	0.0	0.0	0	0	0	2	1	0	0
GB (1/18)	1/1	5	4	1	0.0	0.0	0	0	0	0	0	0	0
Totals	2/2	16	9	7	0.0	0.0	0	0	0	2	1	0	0



JOSH THOMAS

CORNERBACK

Height 5-11
Weight 196
College Buffalo
Seasons NFL 4th, Seahawks 1st
Born May 3, 1989
Hometown Cedar Hill, Texas

32

HOW ACQUIRED: Signed as a free agent by Seattle on September 8, 2014.

NFL CAREER HIGHLIGHTS:

- Originally drafted in the fifth round of the 2011 NFL Draft by the Dallas Cowboys, but waived on the final cut on September 3. Was claimed by Carolina on September 4, 2011.
- Played in 38 career games with 10 starts for Carolina in three seasons totaling 52 tackles, an interception and nine passes defended.
- Contributed to a Carolina defense in 2013 that ranked second in the NFL in total defense and points allowed and led the league in sacks while finishing second in rushing defense and sixth in passing defense.
- Recorded first-career interception at Miami (11/24/13) grabbing a tipped pass by Dolphins QB Ryan Tannehill.

- Played in all 16 games starting the final four games at cornerback in 2012. Totaled 24 tackles and ranked second on the team with seven passes defended for a defense that ranked 10th in the NFL.

- Made first NFL start versus Atlanta (12/9/12).

COLLEGE: Played in 47 games with 34 starts at Buffalo and produced 205 tackles, two sacks, five forced fumbles, two fumble recoveries, two interceptions and 27 passes defended. Had an interception and eight passes defended as a senior and led team as a junior with nine passes defended. Had 57 tackles, six passes defended and three forced fumbles as a sophomore. Logged 45 tackles, an interception and four passes defended as a freshman.

PERSONAL: Attended Cedar Hill (Texas) High School. Majored in sociology at Buffalo.

J. THOMAS' NFL RECORD																	
Club	Tackles				Sacks		Interceptions										
	G/S	Tkl	So	Ast	QB	Yds	No	Yds	Avg	LG	TD	PD	FF	FR	Yds		
2011 Carolina	9/0	0	0	0	0.0	0.0	0	0	0.0	0	0	0	0	0	0		
2012 Carolina	16/4	24	19	5	0.0	0.0	0	0	0.0	0	0	7	0	0	0		
2013 Carolina	13/6	28	22	6	0.0	0.0	1	0	0.0	0	0	2	0	0	0		
2014 Seattle	3/0	0	0	0	0.0	0.0	0	0	0.0	0	0	1	0	0	0		
NFL TOTALS	41/10	52	41	11	0.0	0.0	1	0	0.0	0	0	10	0	0	0		
POSTSEASON																	
Club	Tackles				Sacks		Interceptions										
	G/S	Tkl	So	Ast	QB	Yds	No	Yds	Avg	LG	TD	PD	FF	FR	Yds		
2013 Seattle	1/0	0	0	0	0.0	0.0	0	0	0.0	0	0	0	0	0	0		
NFL TOTALS	1/0	0	0	0	0.0	0.0	0	0	0.0	0	0	0	0	0	0		

J. THOMAS' SINGLE-GAME HIGHS

Tackles: 8, at Arizona (10/6/13)
Interceptions: 1, at Miami (11/24/13)
Sacks: None

Forced Fumbles: None
Fumble Recoveries: None
Touchdowns: None

ADDITIONAL STATS

Special Teams Tackles: 2011 (1, FR), 2012 (7), 2013 (4); Career: (12, FR). Punt Returns: 2013 (1 punt return for 0 yards).

J. THOMAS' 2014 SEASON

Signed as a free agent September 8, 2014, following a move placing Jeremy Lane on IR/designated for return. Waived on October 8. **at SD (9/14):** Saw limited action late in the game and had a pass defended. **Den (9/21):** Saw limited action late in the game at CB.

J. THOMAS' 2014 GAME-BY-GAME

Game	G/S	T	S	A	QB	Yds.	QH	Int.	Yds.	PD	FF	FR	Yds.
at SD (9/14)	1/0	0	0	0	0.0	0.0	0	0	0	1	0	0	0
Den (9/21)	1/0	0	0	0	0.0	0.0	0	0	0	0	0	0	0
at Wash (10/6)	1/0		Special Teams Only										
Totals	3/0	0	0	0	0.0	0.0	0	0	0	1	0	0	0



WILL TUKUAFU

FULLBACK

Height

Weight

College

Seasons

Born

Hometown

Pronunciation

6-2

280

Oregon

NFL 5th, Seahawks 1st

January 3, 1984

Salt Lake City, Utah

too-koo-AH-foo

46

HOW ACQUIRED: Signed as a free agent by Seattle on October 29, 2014.

NFL CAREER HIGHLIGHTS:

- Originally signed as an undrafted rookie free agent by Seattle on June 8, 2010, but was released on June 22. Was signed by San Francisco on August 12, 2010, and then released by the 49ers on September 3. Signed to the 49ers practice squad on September 5 and promoted to active roster on December 18.
- Has seen action in 20 career games and additionally six career playoff appearances with two starts. Has played at fullback, defensive line and on special teams.
- Made NFL debut and recorded his first career FR on his first career play from scrimmage vs. Seattle on September 11, 2011.

COLLEGE: Played in 39 games (37 starts) for the Ducks, registering 131 tackles, 32.5 TFLs, 14.5 sacks, 4 FFs, 5 FRs and 4 PDs. As a senior, named Second-Team All-Pac-10 by the coaches. Also earned Oregon's Schaffeld Award (outstanding defensive lineman) and Gonyea Award (most inspirational player). Started all 13 games and notched 36 tackles, 6.5 TFLs, 2.5 sacks, FF and FR. In 2008, named Honorable Mention All-Pac-10 by the coaches, starting all 13 games and registering 59 tackles, 17.5 TFLs, 7.5 sacks, 1 FF, 1 FR and 2 PDs. As a sophomore, played in 13 games (11 starts) and recorded 36 tackles, 8.5 TFLs, 4.5 sacks, 2 FFs, 3 FRs and 2 PDs en route to earning the team's Casanova Award (top newcomer) and being named Honorable Mention All-Pac-10 by the coaches. Prior to Oregon, starred at Scottsdale Community College, posting 56 tackles, 24 TFL and 2 FRs in 2005. Earned All-Western States Football League honors and ranked among the top two junior college defensive linemen on the SuperPrep JUCO 100, also listed as the nation's 7th-best junior college prospect by Rivals.com.

PERSONAL: Attended East (Salt Lake City, Utah) High School and earned all-region honors as a junior and senior. Also lettered in basketball. Initially signed a letter of intent to BYU before going on a two-year LDS mission. Married to his wife, Krystal. One of 16 children, he has 10 brothers and 5 sisters. Majored in political science.

TUKUAFU'S NFL RECORD												
Club	G/S	No	Rushing				Att	Receiving				
			Yds	Avg	LG	TD		Yds	Avg	LG	TD	
2010 San Francisco	0/0	0	0	0.0	0	0	0	0	0.0	0	0	0
2011 San Francisco	4/0	0	0	0.0	0	0	0	0	0.0	0	0	0
2012 San Francisco	14/0	0	0	0.0	0	0	0	0	0.0	0	0	0
2013 San Francisco	2/0	0	0	0.0	0	0	0	0	0.0	0	0	0
2014 Seattle	9/2	1	2	2.0	2	0	1	4	4.0	4	0	0
NFL TOTALS	29/2	1	2	2.0	2	0	1	4	4.0	4	0	0
POSTSEASON												
Club	G/S	No	Receiving				Att	Yds	Avg	LG	TD	
			Yds	Avg	LG	TD						
2011 San Francisco			Injured Reserve									
2012 San Francisco	3/0	0	0	0.0	0	0	0	0	0.0	0	0	0
2013 San Francisco	3/2	0	0	0.0	0	0	1	2	2.0	2	0	0
2014 Seattle	2/0	0	0	0.0	0	0	1	8	8.0	8	0	0
NFL TOTALS	8/2	0	0	0.0	0	0	2	10	5.0	9	0	0

TUKUAFU'S SINGLE-GAME HIGHS

RUSHING

Rush Attempts: 1 vs. St. Louis (12/28/14)

Rushing Yards: 2 vs. St. Louis (12/28/14)

Longest Rush: 2 vs. St. Louis (12/28/14)

Rushing Touchdowns: None

RECEIVING

Receptions: 1 at Philadelphia (12/7/14)

Receiving Yards: 4 at Philadelphia (12/7/14)

Longest Reception: 4 at Philadelphia (12/7/14)

Receiving Touchdowns: None

TUKUAFU'S ADDITIONAL STATS

Defensive Tackles: 2010 (0), 2011 (2, FR), 2012 (13), 2013 (1), 2014 (1); Career (17, FR).

Postseason Defensive Tackles: 2014 (1); Career (1).

TUKUAFU'S 2014 SEASON

Signed with Seattle October 29. **Oak (11/2):** Made first-career start in first game with Seattle.

NYG (11/9): Helped lead Marshawn Lynch to 140 yards and tie a franchise record with a career high four rushing TDs. Also helped team set club record with 350 rushing yards.

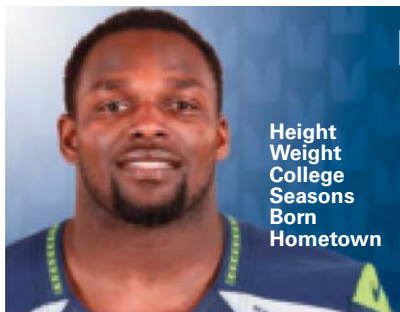
at KC (11/16): Saw action at both FB and DE. Assisted on one tackle and helped lead team to 204 rushing yards and a club record with 554 rushing yards in back-to-back games.

at Phi (12/7): Had first-career reception, good for a first-down.

StL (12/28): Had first-career rush and was good for 2 yards and a first down.

Car (1/10): Saw action at fullback and on D-line. Had one tackle.

2014	Opponent	Rushing					Receiving					Total
		Att	Yds	Avg	LG	TD	Rec	Yds	Avg	LG	TD	
11/02	Oakland	0	0	0.0	0	0	0	0	0.0	0	0	0
11/09	NY Giants	0	0	0.0	0	0	0	0	0.0	0	0	0
11/16	at Kansas City	0	0	0.0	0	0	0	0	0.0	0	0	0
11/23	Arizona	0	0	0.0	0	0	0	0	0.0	0	0	0
11/27	at San Francisco	0	0	0.0	0	0	0	0	0.0	0	0	0
12/07	at Philadelphia	0	0	0.0	0	0	1	4	4.0	4	0	4
12/14	San Francisco	0	0	0.0	0	0	0	0	0.0	0	0	0
12/21	at Arizona	0	0	0.0	0	0	0	0	0.0	0	0	0
12/28	St. Louis	1	2	2.0	2	0	0	0	0.0	0	0	0
TOTALS (9/2)		1	2	2.0	2	0	1	4	4.0	4	0	4
1/10	Carolina	0	0	0.0	0	0	0	0	0.0	0	0	0
1/18	Green Bay	0	0	0.0	0	0	1	8	8.0	8	0	0
TOTALS (2/0)		0	0	0.0	0	0	1	8	8.0	8	0	0



ROBERT TURBIN

RUNNING BACK

Height 5-10
Weight 222
College Utah State
Seasons NFL 3rd, Seahawks 3rd
Born December 2, 1989
Hometown Fremont, Calif.

22

TURBIN'S NFL RECORD											
Club	G/S	No	Rushing				Att	Receiving			
			Yds	Avg	LG	TD		Yds	Avg	LG	TD
2012 Seattle	16/0	80	354	4.4	26	0	19	181	9.5	20	0
2013 Seattle	16/0	77	264	3.4	15	0	8	60	7.5	19	0
2014 Seattle	16/3	74	310	4.2	17	0	16	186	11.6	34	2
NFL TOTALS	48/3	231	928	4.0	26	0	43	427	9.9	34	2

POSTSEASON											
Club	G/S	No	Rushing				Att	Receiving			
			Yds	Avg	LG	TD		Yds	Avg	LG	TD
2012 Seattle	2/0	12	40	3.3	7	0	3	43	14.3	30	0
2013 Seattle	3/0	14	40	2.9	6	0	1	9	9.0	9	0
2014 Seattle	2/0	9	27	3.0	13	0	1	-2	-2.0	-2	0
NFL TOTALS	7/0	35	107	3.1	13	0	5	50	10.0	30	0

TURBIN'S SINGLE-GAME HIGHS

RUSHING

Rush Attempts: 20 vs. Arizona (12/9/12)

Rushing Yards: 108 vs. Arizona (12/9/12)

Longest Rush: 26 vs. Arizona (12/9/12)

Rushing TDs: None

RECEIVING

Receptions: 3, 3Times, Last at Carolina (10/26/14)

Receiving Yards: 47, 2Times Last at SF (11/27/14)

Longest Reception: 34 at San Francisco (11/27/14)

Receiving TDs: 1, 2Times Last at SF (11/27/14)

TURBIN'S ADDITIONAL STATS

Special Teams Tackles: 2013 (1); 2014 (1); Career (2)

Kickoff Returns: 2013 (8 for 177 yards, long of 27); Career (8 for 177 yards, long of 27)

TURBIN'S 2014 SEASON

at SD (9/14): Had first-career TD on a 3-yard reception with :12 to go in the first half. Also had a career-long 32-yard reception to help set up the TD. **at Wash (10/6):** Made first-career start at RB in place of Marshawn Lynch (who came into the game in the second series). **at StL (10/19):** Started at fullback in place of Derrick Coleman who injured his foot in pregame warmups. **NYG (11/9):** Contributed to team's club record 350 total rushing yards. **at SF (11/27):** Had game's only TD on a 13-yard reception. Also had a career-long 34-yard reception. **at AZ (12/21):** Made third-career start while Lynch fought a stomach ache during the first quarter.

2014	Opponent	-----Rushing-----					-----Receiving-----					Total
		Att	Yds	Avg	LG	TD	Rec	Yds	Avg	LG	TD	
09/04	Green Bay	6	27	4.5	7	0	0	0	0.0	0	0	27
09/14	at San Diego	2	7	3.5	10	0	2	35	17.5	32	1	42
09/21	Denver	2	1	0.5	1	0	1	4	4.0	4	0	5
10/06	at Washington	5	19	3.8	9	0	0	0	0.0	0	0	19
10/12	Dallas	2	10	5.0	7	0	0	0	0.0	0	0	10
10/19	at St. Louis	2	7	3.5	6	0	3	24	8.0	9	0	31
10/26	at Carolina	2	10	5.0	5	0	3	32	10.7	21	0	42
11/02	Oakland	5	35	7.0	17	0	1	14	14.0	14	0	49
11/09	NY Giants	6	32	5.3	6	0	0	0	0.0	0	0	32
11/16	at Kansas City	4	11	2.8	4	0	0	0	0.0	0	0	11
11/23	Arizona	4	12	3.0	6	0	2	3	1.5	9	0	15
11/27	at San Francisco	4	8	2.0	5	0	2	47	23.5	34	1	55
12/07	at Philadelphia	4	7	1.8	5	0	1	14	14.0	14	0	21
12/14	San Francisco	5	33	6.6	15	0	0	0	0.0	0	0	33
12/21	at Arizona	10	38	3.8	11	0	0	0	0.0	0	0	38
12/28	St. Louis	11	53	4.8	14	0	1	13	13.0	13	0	66
TOTALS (16/3)		74	310	4.2	17	0	16	186	11.6	34	2	496
1/10	Carolina	7	19	2.7	13	0	0	0	0.0	0	0	19
1/18	Green Bay	2	8	4.0	5	0	1	-2	-2.0	-2	0	6
TOTALS (2/0)		9	27	3.0	13	0	1	-2	-2.0	-2	0	25

TURBIN'S GAME-BY-GAME

	Opponent	-----Rushing-----					-----Receiving-----					Total	W/L
		Att	Yds	Avg	LG	TD	Rec	Yds	Avg	LG	TD		
2012													
9/9	at Arizona	2	5	2.5	4	0	1	2	2.0	2	0	7	L
9/16	Dallas	5	15	3.0	6	0	2	24	12.0	14	0	39	W
9/24	Green Bay	0	0	0.0	0	0	0	0	0.0	0	0	0	W
9/30	at St. Louis	6	45	7.5	13	0	2	13	6.5	7	0	58	L
10/7	at Carolina	4	6	1.5	5	0	2	8	4.0	5	0	14	W
10/14	New England	5	27	5.4	11	0	2	21	10.5	15	0	48	W
10/18	at San Francisco	4	17	4.3	15	0	0	0	0.0	0	0	17	L
10/28	at Detroit	4	14	3.5	11	0	2	28	14.0	16	0	42	L
11/4	Minnesota	5	21	4.2	12	0	1	9	9.0	9	0	30	W
11/11	N.Y. Jets	7	17	2.4	5	0	0	0	0.0	0	0	17	W
11/25	at Miami	2	9	4.5	10	0	3	47	15.7	20	0	56	L
12/2	at Chicago	1	6	6.0	6	0	0	0	0.0	0	0	6	W
12/9	Arizona	20	108	5.4	26	0	0	0	0.0	0	0	108	W
12/14	at Buffalo	10	31	3.1	12	0	1	-3	-3.0	-3	0	28	W
12/23	San Francisco	3	38	12.7	24	0	2	20	10.0	11	0	58	W
12/30	St. Louis	2	-5	-2.5	2	0	1	12	12.0	12	0	7	W
TOTALS (16/0)		80	354	4.4	26	0	19	181	9.5	20	0	535	11-5
1/6	at Washington	8	22	2.8	5	0	1	6	6.0	6	0	28	W
1/13	at Atlanta	4	18	4.5	7	0	2	37	18.5	30	0	55	L
PLAYOFF TOTALS (2/0)		12	40	3.3	7	0	3	43	14.3	30	0	83	1-1

	Opponent	-----Rushing-----					-----Receiving-----					Total	W/L
		Att	Yds	Avg	LG	TD	Rec	Yds	Avg	LG	TD		
2013													
9/8	at Carolina	3	17	5.7	15	0	2	13	6.5	8	0	30	W
9/15	San Francisco	6	31	5.2	13	0	0	0	0.0	0	0	31	W
9/22	Jacksonville	3	5	1.7	5	0	0	0	0.0	0	0	5	W
9/29	at Houston	3	4	1.3	7	0	0	0	0.0	0	0	4	W
10/6	at Indianapolis	4	14	3.5	8	0	0	0	0.0	0	0	0	L
10/13	Tennessee	1	13	13.0	13	0	2	23	11.5	19	0	36	W
10/17	at Arizona	3	15	5.0	7	0	0	0	0.0	0	0	15	W
10/28	at St. Louis	3	5	1.7	3	0	1	16	16.0	16	0	21	W
11/3	Tampa Bay	8	37	4.6	12	0	0	0	0.0	0	0	37	W
11/10	at Atlanta	7	13	1.9	6	0	1	-5	-5.0	-5	0	8	W
11/17	Minnesota	7	17	2.4	7	0	1	12	12.0	12	0	29	W
12/2	New Orleans	11	34	3.1	12	0	0	0	0.0	0	0	34	W
12/8	at San Francisco	2	12	6.0	8	0	0	0	0.0	0	0	12	L
12/15	at NY Giants	9	34	3.8	11	0	1	1	1.0	1	0	35	W
12/22	Arizona	0	0	0.0	0	0	0	0	0.0	0	0	0	L
12/29	St. Louis	7	13	1.9	7	0	0	0	0.0	0	0	13	W
TOTALS (16/0)		77	264	3.4	15	0	8	60	7.5	19	0	324	13-3
1/11	New Orleans	3	9	3.0	5	0	0	0	0.0	0	0	9	W
1/19	San Francisco	2	6	3.0	4	0	1	9	9.0	9	0	13	W
2/2	Denver	9	25	2.8	6	0	0	0	0.0	0	0	25	W
PLAYOFF TOTALS (3/0)		14	40	2.9	6	0	1	9	9.0	9	0	38	33-0

Additional Statistics: Special Teams Tackles: 1. Returned 8 kickoffs for 177 yards with a long of 27.



MAX UNGER

CENTER

Height

Weight

College

Seasons

Born

Hometown

6-5

305

Oregon

NFL 6th, Seahawks 6th

April 14, 1986

Kailua-Kona, Hawaii


60

UNGER'S 2014 SEASON

GB (9/4): Helped block for the rushing game to gain 207 yards, including 110 by Lynch. **at Wash (10/6):** Helped lead team to 225 yards rushing - a season high. Left game in the fourth quarter (foot), but returned for the final drive. **Dal (10/12):** Inactive (foot). **at StL (10/19):** Inactive (foot). **at Car (10/26):** Inactive (foot). **Oak (11/2):** Active and dressed for the game but did not play. **NYG (11/9):** Returned to action after missing four games and helped lead team to a club record 350 rushing yards. **at KC (11/16):** Exited the game midway through the fourth quarter with with a lower leg injury. **AZ (11/23) - StL (12/28):** Inactive (leg). **Car (1/10):** Started at center. **GB (1/18):** Helped lead Lynch to a club postseason record with 157 rushing yards.

UNGER'S NFL RECORD

Year	Team	—	GP/GS	Postseason
2009	Seattle	—	16/16	—
2010	Seattle	—	1/1	0/0
2011	Seattle	—	15/15	—
2012	Seattle	—	16/16	2/2
2013	Seattle	—	13/13	3/3
2014	Seattle	—	6/6	2/2
NFL TOTALS		—	67/67	7/7



BOBBY WAGNER

LINEBACKER

Height
Weight
College
Seasons
Born
Hometown

6-0
241
Utah State
NFL 3rd, Seahawks 3rd
June 27, 1990
Ontario, Calif.

54

WAGNER'S NFL RECORD

		Tackles				Sacks		Interceptions							
Club	G/S	Tkl	So	Ast	QB	Yds	No	Yds	Avg	LG	TD	PD	FF	FR	Yds
2012 Seattle	16/15	140	86	54	2.0	11.0	3	55	18.3	45	0	4	0	0	0
2013 Seattle	14/14	119	71	48	5.0	36.5	2	9	4.5	9	0	6	0	1	0
2014 Seattle	11/11	104	67	37	2.0	13.0	0	0	0.0	0	0	3	0	0	0
NFL TOTALS	41/40	363	224	139	9.0	60.5	5	64	12.8	45	0	13	0	1	0

POSTSEASON

		Tackles			Sacks		Interceptions								
Club	G/S	Tkl	So	Ast	QB	Yds	No	Yds	Avg	LG	TD	PD	FF	FR	Yds
2012 Seattle	2/2	17	12	5	0.0	0.0	1	4	4.0	4	0	1	0	0	0
2013 Seattle	3/3	34	17	17	0.0	0.0	0	0	0.0	0	0	1	0	0	0
2014 Seattle	2/2	19	6	13	0.0	0.0	0	0	0.0	0	0	0	0	0	0
NFL TOTALS	7/7	70	35	35	0.0	0.0	1	4	4.0	4	0	2	0	0	0

WAGNER'S SINGLE-GAME HIGHS

Tackles: 14, 2 Times, Last vs. Green Bay (9/4/14)	Sacks: 1.5, 2 Times, Last at NY Giants (12/15/13)
Forced Fumbles: None	Interceptions: 2, vs. Arizona (12/9/12)
Fumble Recoveries: 1, at Houston (9/29/13)	Touchdowns: None

WAGNER'S 2014 SEASON

GB (9/4): Tied a career high leading the team with 14 tackles. **at SD (9/14):** Led team for second-straight week totaling 10 tackles (9 solo). **Den (9/21):** Tied for team lead with 11 tackles. **at Wash (10/6):** Led team with eight tackles (5 solo), had a sack and two passes defended. **Dal (10/12):** Left the game in the second quarter with a foot injury, but returned to play the second half. **at StL (10/19):** Inactive (toe). **AZ (11/23):** Returned to action after missing five games and tied for team lead with eight tackles. **at SF (11/27):** Led team with 10 tackles (9 solo). **SF (12/14):** Led team with 10 tackles and also registered a sack. **StL (12/28):** Had 10 tackles (5 solo) and had a pass defended that led to a Bruce Irvin INT and 49-yard return for TD.

WAGNER'S 2014 GAME-BY-GAME

Game	G/S	T	S	A	QB	Yds.	QH	Int.	Yds.	PD	FF	FR	Yds.
GB (9/4)	1/1	14	6	8	0.0	0.0	0	0	0	0	0	0	0
at SD (9/14)	1/1	10	9	1	0.0	0.0	0	0	0	0	0	0	0
Den (9/21)	1/1	11	4	7	0.0	0.0	1	0	0	0	0	0	0
at Wash (10/6)	1/1	8	5	3	1.0	8.0	1	0	0	2	0	0	0
Dal (10/12)	1/1	7	3	4	0.0	0.0	1	0	0	0	0	0	0
Games 6-10													
AZ (11/23)	1/1	8	2	6	0.0	0.0	1	0	0	0	0	0	0
at SF (11/27)	1/1	10	9	1	0.0	0.0	0	0	0	0	0	0	0
at Phi (12/7)	1/1	7	7	0	0.0	0.0	0	0	0	0	0	0	0
SF (12/14)	1/1	10	9	1	1.0	5.0	1	0	0	0	0	0	0
at AZ (12/21)	1/1	9	8	1	0.0	0.0	1	0	0	0	0	0	0
StL (12/28)	1/1	10	5	5	0.0	0.0	0	0	0	1	0	0	0
Totals	11/11	104	67	37	2.0	13.0	6	0	0	3	0	0	0
Car (1/10)	1/1	9	4	5	0.0	0.0	0	0	0	0	0	0	0
GB (1/18)	1/1	10	2	8	0.0	0.0	0	0	0	0	0	0	0
Totals	2/2	19	6	13	0.0	0.0	0	0	0	0	0	0	0



BRYAN WALTERS
WIDE RECEIVER

Height 6-0
Weight 190
College Cornell
Seasons NFL 5th, Seahawks 3rd
Born November 4, 1987
Hometown Kirkland, Wash.

19

WALTERS' NFL RECORD						
RECEIVING						
Club	G/S	No	Yds	Avg	LG	TD
2011 San Diego	4/0	3	27	9.0	13	0
2012 Seattle	Practice Squad					
2013 Seattle	4/1	0	0	0.0	0	0
2014 Seattle	13/0	6	57	9.5	17	0
NFL TOTALS	21/1	9	84	9.3	17	0
POSTSEASON						
Club	G/S	No	Yds	Avg	LG	TD
2013 Seattle	1/0	0	0	0.0	0	0
2014 Seattle	2/0	0	0	0.0	0	0
NFL TOTALS	3/0	0	0	0.0	0	0

WALTERS' SINGLE-GAME HIGHS

Most Rec.: 2, 2Times, Last vs. Denver (9/21/14)
Most TDs: None

Most Yards: 22, vs. Denver (9/21/14)
Longest Reception: 13, vs. Minnesota (9/11/11)

ADDITIONAL STATS

Punt Returns: 2011 (8 returns for 45 yards, 5.6 avg., long of 13), 2014 (27 returns for 207 yards, 7.7 avg., 21 long); **Career: 35 returns for 252 yards, 7.2 avg., 21 long).** **Kickoff Returns:** 2014 (2 returns for 43 yards, 21.5 avg., long of 27); **Career: 2 returns for 43 yards, 21.5 avg., long of 27.**
Postseason Punt Returns: 2014 (4 returns for 30 yards, 7.5 avg., long of 14); **Career: 4 returns for 30 yards, 7.5 avg., 14 long).**

WALTERS' 2014 SEASON

Released on November 1. Re-signed November 4. **at SD (9/14):** Tied a career high with two receptions, first catches since 2011. Also served as the primary punt returner. **Den (9/21):** Set a career best with 22 receiving yards and tied a career high with two receptions. **at Wash (10/6):** Returned a career-high five punts, for a career-high 54 yards with a career-long 21-yard return. **at Car (10/26):** Inactive after suffering a concussion during the practice week. **at Phi (12/7):** Inactive.

WALTERS' GAME BY GAME						
-----Receiving-----						
2013	Opponent	No	Yds	Avg	LG	TD
10/13	Tennessee	0	0	0.0	0	0
10/17	at Arizona	0	0	0.0	0	0
10/28	at St. Louis	Did Not Play				
11/03	Tampa Bay	0	0	0.0	0	0
12/22	Arizona	Inactive				
12/29	St. Louis	0	0	0.0	0	0
TOTALS (4/1)		0	0	0.0	0	0
01/11	New Orleans	Inactive				
01/19	San Francisco	0	0	0.0	0	0
02/02	Denver	Inactive				
Playoff Totals (1/0)		0	0	0.0	0	0
-----Receiving-----						
2014	Opponent	No	Yds	Avg	LG	TD
09/04	Green Bay	0	0	0.0	0	0
09/14	at San Diego	2	17	8.5	17	0
09/21	Denver	2	22	11.0	11	0
10/06	at Washington	0	0	0.0	0	0
10/12	Dallas	1	5	5.0	5	0
10/19	at St. Louis	0	0	0.0	0	0
10/26	at Carolina	Inactive (concussion)				
11/02	Oakland	Not on roster				
11/09	NY Giants	0	0	0.0	0	0
11/16	at Kansas City	0	0	0.0	0	0
11/23	Arizona	0	0	0.0	0	0
11/27	at San Francisco	0	0	0.0	0	0
12/07	at Philadelphia	Inactive				
12/14	San Francisco	0	0	0.0	0	0
12/21	at Arizona	1	13	13.0	13	0
12/28	St. Louis	0	0	0.0	0	0
TOTALS (13/0)		6	57	9.5	17	0
1/10	Carolina	0	0	0.0	0	0
1/18	Green Bay	0	0	0.0	0	0
TOTALS (2/0)		0	0	0.0	0	0



KEVIN WILLIAMS
DEFENSIVE TACKLE

Height 6-5
Weight 311
College Oklahoma State
Seasons NFL 12th, Seahawks 1st
Born August 16, 1980
Hometown Arkadelphia, Ark.

94

WILLIAMS' NFL RECORD

		Tackles			Sacks		Interceptions									
Club	G/S	Tkl	So	Ast	QB	Yds	No	Yds	Avg	LG	TD	PD	FF	FR	Yds	
2003 Minnesota	16/16	52	37	15	10.5	70.5	1	3	3.0	3	0	4	1	1	0	
2004 Minnesota	16/16	70	53	17	11.5	60.5	1	7	7.0	7	0	8	2	3	77	
2005 Minnesota	14/14	42	31	11	4.0	27.5	0	0	0.0	0	0	7	0	1	6	
2006 Minnesota	16/16	36	28	8	5.0	22.0	0	0	0.0	0	0	6	0	3	0	
2007 Minnesota	16/16	38	30	8	3.0	23.0	2	72	36.0	54t	2	6	1	1	15	
2008 Minnesota	16/16	62	47	15	8.5	59.5	0	0	0.0	0	0	5	1	0	0	
2009 Minnesota	16/16	30	22	8	6.0	32.0	0	0	0.0	0	0	7	1	1	0	
2010 Minnesota	16/16	39	27	12	1.0	8.0	0	0	0.0	0	0	10	1	0	0	
2011 Minnesota	14/14	38	25	13	5.0	34.0	0	0	0.0	0	0	2	1	0	0	
2012 Minnesota	16/16	30	19	11	2.0	20.0	0	0	0.0	0	0	7	0	2	0	
2013 Minnesota	15/15	29	17	12	3.5	27.5	1	0	0.0	0	0	4	0	1	0	
2014 Seattle	16/8	29	17	12	3.0	17.0	0	0	0.0	0	0	2	0	0	0	
NFL TOTALS		187/179	495	353	142	63.0	401.5	5	82	16.4	54	2	68	8	13	98
POSTSEASON																
Club	G/S	Tkl	So	Ast	QB	Yds	No	Yds	Avg	LG	TD	PD	FF	FR	Yds	
2004 Minnesota	2/2	7	5	2	0.0	0.0	0	0	0.0	0	0	0	0	0	0	
2008 Minnesota	1/1	3	2	1	0.0	0.0	0	0	0.0	0	0	0	0	0	0	
2009 Minnesota	2/2	4	4	0	0.0	0.0	0	0	0.0	0	0	1	0	1	0	
2012 Minnesota	1/1	2	0	2	0.0	0.0	0	0	0.0	0	0	0	0	0	0	
2014 Seattle	2/2	5	4	1	0.0	0.0	0	0	0.0	0	0	0	0	0	0	
TOTALS	8/8	21	15	6	0.0	0.0	0	0	0.0	0	0	0	0	1	0	

WILLIAMS' SINGLE-GAME HIGHS

Tackles: 9 vs. Oakland (11/20/11)
Sacks: 4.0 vs. Detroit (10/12/08)
Int.: 1, 5 Times, Last at Chicago (9/15/13)

FF: 1, 8 Times, Last at Atlanta (11/27/11)
FR: 1, 13 Times, Last vs. Pittsburgh (9/29/13)
Touchdowns: 4, Last at SF (12/9/07) - 18 INT return

WILLIAMS' 2014 SEASON

GB (9/4): Started when team opened in nickel. **Den (9/21):** Registered team's only sack. **at KC (11/16):** Started at NT in place of Brandon Mebane. **SF (12/14):** Had four tackles (3 solo), including a sack. **at KC (11/16):** Had two tackles, including a sack.

WILLIAMS' 2014 GAME-BY-GAME																
Game	G/S	T	S	A	QB	Yds.	QH	Int.	Yds.	PD	FF	FR	Yds.			
GB (9/4)	1/1	1	1	0	0.0	0.0	0	0	0	1	0	0	0			
at SD (9/12)	1/0	2	2	0	0.0	0.0	0	0	0	0	0	0	0			
Den (9/21)	1/0	2	2	0	1.0	7.0	1	0	0	0	0	0	0			
at Wash (10/6)	1/0	5	2	3	0.0	0.0	0	0	0	1	0	0	0			
Dal (10/12)	1/0	3	1	2	0.0	0.0	0	0	0	0	0	0	0			
at StL (10/19)	1/0	0	0	0	0.0	0.0	0	0	0	0	0	0	0			
at Car (10/26)	1/0	2	1	1	0.0	0.0	0	0	0	0	0	0	0			
Oak (11/2)	1/0	2	0	2	0.0	0.0	0	0	0	0	0	0	0			
NYG (11/9)	1/0	0	0	0	0.0	0.0	0	0	0	0	0	0	0			
at KC (11/16)	1/1	1	1	0	0.0	0.0	0	0	0	0	0	0	0			
AZ (11/23)	1/1	2	1	1	0.0	0.0	0	0	0	0	0	0	0			
at SF (11/27)	1/1	0	0	0	0.0	0.0	0	0	0	0	0	0	0			
at Phi (12/7)	1/1	2	1	1	0.0	0.0	0	0	0	0	0	0	0			
SF (12/14)	1/1	4	3	1	1.0	2.0	1	0	0	0	0	0	0			
at AZ (12/21)	1/1	1	1	0	0.0	0.0	0	0	0	0	0	0	0			
StL (12/28)	1/1	2	1	1	1.0	8.0	1	0	0	0	0	0	0			
Totals	16/7	29	17	12	3.0	17.0	3	0	0	2	0	0	0			
Car (1/10)	1/1	1	1	0	0.0	0.0	0	0	0	0	0	0	0			
GB (1/18)	1/1	4	3	1	0.0	0.0	0	0	0	0	0	0	0			
Totals	2/2	5	4	1	0.0	0.0	0	0	0	0	0	0	0			



RUSSELL WILSON

QUARTERBACK

Height
Weight
College
Seasons
Born
Hometown

5-11
206
Wisconsin
NFL 3rd, Seahawks 3rd
November 29, 1988
Richmond, Va.

3

WILSON'S NFL RECORD

PASSING										
Year	Club	G/S	Att	Comp	Yds	Pct	TD	Int	LG	Sacked
2012	Seattle	16/16	393	252	3,118	64.1	26	10	67	33/203
2013	Seattle	16/16	407	257	3,357	63.1	26	9	80t	44/272
2014	Seattle	16/16	452	285	3,475	63.1	20	7	80t	42/242
NFL TOTALS		48/48	1,252	794	9,950	63.4	72	26	80t	119/717
RUSHING										
Year	Club	G/S	Att	Yds	Avg	LG	TD			
2012	Seattle	16/16	94	489	5.2	25t	4			
2013	Seattle	16/16	96	539	5.6	27	1			
2014	Seattle	16/16	118	849	7.2	55	6			
NFL TOTALS		48/48	308	1,877	6.1	55	11			

POSTSEASON

PASSING										
Year	Club	G/S	Att	Comp	Yds	Pct	TD	Int	LG	Sacked
2012	Seattle	2/2	62	39	572	62.9	3	1	34	7/48
2013	Seattle	3/3	68	43	524	63.2	3	0	51	7/22
2014	Seattle	2/2	51	29	477	56.9	4	4	63t	7/45
NFL TOTALS		7/7	181	111	1,573	61.3	10	5	63t	21/115
RUSHING										
Year	Club	G/S	Att	Yds	Avg	LG	TD			
2012	Seattle	2/2	15	127	8.5	17	1			
2013	Seattle	3/3	11	42	3.8	16	0			
2014	Seattle	2/2	14	47	3.4	15	1			
NFL TOTALS		7/7	40	216	5.4	17	2			

SINGLE-GAME HIGHS

Attempts:	37 at Chicago	(12/2/12)
Completions:	25, 2 Times, Last at Carolina	(9/8/13)
Completion %:*	77.8, at Miami (21/27)	(11/25/12)
Yards:	339 at Arizona	(12/21/14)
Longest, No TD:	67 vs. Arizona	(12/9/12) to Anthony McCoy
Longest TD:	80t, 2 Times, Last at Arizona	(12/21/14) to Luke Willson
Most TDs:	4, 2 Times, Last vs. Jacksonville	(9/22/13)
Highest Pass Rating (Home):	151.4 vs. Minnesota	(11/17/13)
Highest Pass Rating (Away):	134.6 at Atlanta	(11/10/13)
Interceptions:	3 at St. Louis	(9/30/12)
Rushes:	13 at Indianapolis	(10/6/13)
Rushing Yds.:	122** at Washington	(10/6/14)
Longest Rush:	55**, at Arizona	(12/21/14)
Rushing TD:	3 at Buffalo	(12/16/12)

*Min. 20 attempts **Club record by QB

WILSON'S 2014 SEASON

Den (9/21): Led team on a 13-play, 80-yard TD drive on the first possession of OT. Is 4-0 in OT games and was the 11th time leading team to victory when tied or trailing in the fourth quarter or OT. **at Wash (10/6):** Set franchise record for most rushing yards in a game by a QB with 122 and was the most ever by a QB on Monday Night Football. Only the fifth QB since 1970 merger to rush for 100 yards and pass for 200. **at StL (10/19):** Became only QB in NFL history to pass for at least 300 yards (313) and rush for 100 (106) in the same game. **NYG (11/9):** Rushed for third 100-yard game of the season contributing 107 yards to a single-game, team-record 350 total rushing yards. Joins Michael Vick (2004, 2006) as the only QBs to rush for 100 yards or more three times in the same season, since 1970. **at AZ (12/21):** Set career high with 339 passing yards and tied career-long with 80 yard TD pass. Also set career-long with 55 yard rush. Totaled 88 yards on six carries. **Car (1/10):** Posted a 149.2 passer rating, 5th-best in NFL postseason history. Was 8-of-8 on third down for 199 yards and three TDs. **GB (1/18):** Had a career-high four interceptions, but threw a game-winning, 35-yard TD pass in OT.

2014										
PASSING										
Date	Opponent	P/S	Att	Com	Yds	Pct	TD	Int	LG	Sacked
09/04	Green Bay	(S)	28	19	191	67.9	2	0	33t	1/0
09/14	at San Diego	(S)	25	17	202	68.0	2	0	32	2/22
09/21	Denver	(S)	34	24	258	70.6	2	1	39t	3/20
10/06	at Washington	(S)	24	18	201	75.0	2	0	36	3/23
10/12	Dallas	(S)	28	14	126	50.0	0	1	53	2/0
10/19	at St. Louis	(S)	36	23	313	63.9	2	0	49	3/21
10/26	at Carolina	(S)	32	20	199	62.5	1	1	23t	1/8
11/02	Oakland	(S)	35	17	179	48.6	0	0	39	1/2
11/09	NY Giants	(S)	17	10	172	58.8	0	2	60	2/12
11/16	at Kansas City	(S)	32	20	178	62.5	2	0	27	2/10
11/23	Arizona	(S)	22	17	211	77.3	1	0	48	7/42
11/27	at San Francisco	(S)	22	15	236	68.2	1	0	63	4/14
12/07	at Philadelphia	(S)	37	22	263	59.5	2	0	25	2/11
12/14	San Francisco	(S)	24	12	168	50.0	1	1	47	5/30
12/21	at Arizona	(S)	31	20	339	64.5	2	0	80t	1/10
12/28	St. Louis	(S)	25	17	239	68.0	0	1	38	3/17
TOTALS		(16/16)	452	285	3,475	63.1	20	7	80t	42/242
1/10	Carolina	(S)	22	15	268	68.2	3	0	63t	2/20
1/18	Green Bay	(S)	29	14	209	48.3	1	4	35t	5/25
TOTALS		(2/2)	51	29	477	56.9	4	4	63t	7/45

W/L record reflects games started only

RUSHING										
Date	Opponent	P/S	Att	Yds	Avg	LG	TD			
09/04	Green Bay	(S)	7	29	4.1	13	0			
09/14	at San Diego	(S)	2	18	9.0	13	0			
09/21	Denver	(S)	9	40	4.4	9	0			
10/06	at Washington	(S)	11	122	11.1	29	1			
10/12	Dallas	(S)	2	12	6.0	9t	1			
10/19	at St. Louis	(S)	7	106	15.1	52	1			
10/26	at Carolina	(S)	6	35	5.8	15	0			
11/02	Oakland	(S)	8	31	3.9	19	0			
11/09	NY Giants	(S)	14	107	7.6	26	1			
11/16	at Kansas City	(S)	8	71	8.9	14	0			
11/23	Arizona	(S)	10	73	7.3	40	0			
11/27	at San Francisco	(S)	7	35	5.0	12	0			
12/07	at Philadelphia	(S)	10	48	4.8	26t	1			
12/14	San Francisco	(S)	5	27	5.4	19	0			
12/21	at Arizona	(S)	6	88	14.7	55	1			
12/29	St. Louis	(S)	6	7	1.2	6	0			
TOTALS		(16/16)	118	849	7.2	55	6			
1/10	Carolina	(S)	7	22	3.1	14	0			
1/18	Green Bay	(S)	7	25	3.6	15	1			
TOTALS		(2/2)	14	47	3.4	15	1			

4TH-QUARTER WINS (BEHIND OR TIED ENTERING 4TH QUARTER)

Date	Opp	Situation	Result	Play/Drive & Time Remaining
09/24/12	GB	Behind 12-7	Won 14-12	24 yd TD pass as time expired
10/14/12	NE	Behind 23-17	Won 24-23	46 yd TD pass @ 1:18
12/02/12	at Chi	Behind 14-10		14 yd TD pass @ :24
		Tied 17-17	Won 23-17 (ot)	13 yd TD pass @ 7:33 in OT
12/30/12	StL	Tied 13-13	Won 20-13	1 yd TD run @ 1:39
01/06/13*	at Wash	Behind 14-13	Won 24-14	TD drive @ 7:08
09/08/13	at Car	Behind 7-6	Won 12-7	43 yd TD pass at 10:13
09/29/13	at Hou	Behind 20-6	Won 23-20 (ot)	45 yd FG @ 3:19 in OT
10/13/13	Tenn	Tied 10-10	Won 20-13	Lynch 3-yd TD run @ 7:33
11/03/13	TB	Behind 24-14	Won 27-24 (ot)	27 yd FG @ 8:11 in OT
01/19/14*	SF	Behind 17-13	Won 23-17	35-yd TD pass @ 13:44
09/21/14	Den	Tied 20-20	Won 26-20	Lynch 6-yd run @ 9:14 in OT
10/26/14	at Car	Behind 9-6	Won 13-9	23-yd TD pass @ :47
11/09/14	NYG	Tied 17-17	Won 38-17	Lynch 3-yd run @ 12:47
12/28/14	StL	Tied 6-6	Won 20-6	Lynch 9-yd run @ 12:07
01/18/15*	GB	Behind 19-7	Won 28-22 (ot)	35 yd TD pass @ 11:41 in OT

*Playoffs

WILSON'S GAME-BY-GAME

2012		PASSING										
Date	Opponent	P/S	Att	Com	Yds	Pct	TD	Int	LG	Sacked	W/L	Rating
09/09	at Arizona	(S)	34	18	153	52.9	1	1	27	3/14	L	62.5
09/16	Dallas	(S)	20	15	151	75.0	1	0	22t	2/18	W	112.7
09/24	Green Bay	(S)	21	10	130	47.6	2	0	41t	1/19	W	99.3
09/30	at St. Louis	(S)	25	17	160	68.0	0	3	17	2/20	L	45.8
10/07	at Carolina	(S)	25	19	221	76.0	1	2	30	2/9	W	82.3
10/14	New England	(S)	27	16	293	59.3	3	0	51	2/10	W	133.7
10/18	at San Francisco	(S)	23	9	122	39.1	0	1	36	2/7	L	38.7
10/28	at Detroit	(S)	35	25	236	71.4	2	1	19	0/0	L	96.8
11/04	Minnesota	(S)	24	16	173	66.7	3	0	23	1/8	W	127.3
11/11	N.Y. Jets	(S)	19	12	188	63.2	2	0	38t	4/22	W	131.0
11/25	at Miami	(S)	27	21	224	77.8	2	0	32	2/8	L	125.9
12/02	at Chicago	(S)	37	23	293	62.2	2	0	49	2/0	W	104.9
12/09	Arizona	(S)	13	7	148	53.8	1	1	67	1/7	W	88.0
12/16	at Buffalo	(S)	23	14	205	60.9	1	0	44	2/9	W	104.4
12/23	San Francisco	(S)	21	15	171	71.4	4	1	43	1/1	W	115.3
12/30	St. Louis	(S)	19	15	250	78.9	1	0	49	6/41	W	136.3
TOTALS		(16/16)	393	252	3,118	64.1	26	10	67	33/203	11-5	100.0
01/06/13	at Washington	(S)	26	15	187	57.7	1	0	33	5/31	W	92.9
01/13/13	at Atlanta	(S)	36	24	385	66.7	2	1	34	2/17	L	109.1
PLAYOFF TOTALS		(2/2)	62	39	572	62.9	3	1	34	7/48	1-1	101.0

W/L record reflects games started only

2012		RUSHING						
Date	Opponent	P/S	Att	Yds	Avg	LG	TD	
09/09	at Arizona	(S)	8	20	2.5	5	0	
09/16	Dallas	(S)	4	28	7.0	14	0	
09/24	Green Bay	(S)	3	18	6.0	12	0	
09/30	at St. Louis	(S)	7	14	2.0	8	0	
10/07	at Carolina	(S)	5	12	2.4	9	0	
10/14	New England	(S)	5	17	3.4	9	0	
10/18	at San Francisco	(S)	3	10	3.3	9	0	
10/28	at Detroit	(S)	1	9	9.0	9	0	
11/04	Minnesota	(S)	9	27	3.0	13	0	
11/11	N.Y. Jets	(S)	7	34	4.9	18	0	
11/25	at Miami	(S)	5	38	7.6	20	0	
12/02	at Chicago	(S)	9	71	7.9	13	0	
12/09	Arizona	(S)	3	12	4.0	6	0	
12/16	at Buffalo	(S)	9	92*	10.2	25t	3	
12/23	San Francisco	(S)	6	29	4.8	9	0	
12/30	St. Louis	(S)	10	58	5.8	15	1	
TOTALS		(16/16)	94	489	5.2	25t	4	
01/06/13	at Washington	(S)	8	67	8.4	28	0	
01/13/13	at Atlanta	(S)	7	60	8.6	17	1	
PLAYOFF TOTALS		(2/2)	15	127	8.5	28	1	

*Club record by QB

2013		PASSING										
Date	Opponent	P/S	Att	Com	Yds	Pct	TD	Int	LG	Sacked	W/L	Rating
9/8	at Carolina	(S)	33	25	320	75.8	1	0	43t	2/20	W	115.7
9/15	San Francisco	(S)	19	8	142	42.1	1	1	51	4/24	W	63.9
9/22	Jacksonville	(S)	21	14	202	66.7	4	1	30	2/8	W	117.5
9/29	at Houston	(S)	23	12	123	52.2	0	1	24	5/32	W	49.7
10/6	at Indianapolis	(S)	31	15	210	48.4	2	1	28t	2/5	L	78.7
10/13	Tennessee	(S)	31	23	257	74.2	0	0	55	2/4	W	98.5
10/17	at Arizona	(S)	29	18	235	62.1	3	0	32	3/26	W	122.1
10/28	at St. Louis	(S)	18	10	139	55.6	2	0	80t	7/48	W	117.6
11/3	Tampa Bay	(S)	26	19	217	73.1	2	2	28	0/0	W	91.3
11/10	at Atlanta	(S)	26	19	287	73.1	2	0	46	1/8	W	134.6
11/17	Minnesota	(S)	18	13	230	72.2	2	0	44	1/6	W	151.4
12/2	New Orleans	(S)	30	22	310	73.3	3	0	60	1/8	W	139.6
12/8	at San Francisco	(S)	25	15	199	60.0	1	1	39t	2/21	L	81.9
12/15	at NY Giants	(S)	27	18	206	66.7	1	1	30	4/29	W	86.3
12/22	Arizona	(S)	27	11	108	40.7	1	1	28	4/19	L	49.6
12/29	St. Louis	(S)	23	15	172	65.2	1	0	47t	4/14	W	102.1
TOTALS		(16/16)	407	257	3,357	63.1	26	9	80t	44/272	13-3	101.2
CAREER TOTALS		(32/32)	800	509	6,475	63.6	52	19	80t	74/475	24-8	102.9
1/11	New Orleans	(S)	18	9	103	50.0	0	0	25	3/0	W	67.6
1/19	San Francisco	(S)	25	16	215	64.0	1	0	51	4/22	W	104.6
2/2	Denver	(S)	25	18	206	72.0	2	0	37	0/0	W	123.1
PLAYOFF TOTALS		(3/3)	68	43	524	63.2	3	0	51	7/22	3-0	101.6

W/L record reflects games started only

2013		RUSHING					
Date	Opponent	P/S	Att	Yds	Avg	LG	TD
9/8	at Carolina	(S)	5	7	1.4	7	0
9/15	San Francisco	(S)	10	33	3.3	11	0
9/22	Jacksonville	(S)	2	14	7.0	10	0
9/29	at Houston	(S)	10	77	7.7	25	0
10/6	at Indianapolis	(S)	13	102	7.8	22	0
10/13	Tennessee	(S)	10	61	6.1	23	0
10/17	at Arizona	(S)	8	29	3.6	11	0
10/28	at St. Louis	(S)	3	16	5.3	17	0
11/3	Tampa Bay	(S)	6	36	6.0	16	1
11/10	at Atlanta	(S)	3	20	6.7	10	0
11/17	Minnesota	(S)	2	14	7.0	12	0
12/2	New Orleans	(S)	8	47	5.9	15	0
12/8	at San Francisco	(S)	1	2	2.0	2	0
12/15	at NY Giants	(S)	8	50	6.3	16	0
12/22	Arizona	(S)	2	32	16.0	27	0
12/29	St. Louis	(S)	5	-1	-0.2	8	0
TOTALS		(16/16)	96	539	5.6	27	1
CAREER TOTALS		(32/32)	190	1,028	5.4	27	5
1/11	New Orleans	(S)	3	16	5.3	8	0
1/19	San Francisco	(S)	5	0	0.0	3	0
2/2	Denver	(S)	3	26	8.7	16	0
PLAYOFF TOTALS		(3/3)	11	42	3.8	16	0

WILSON NOTES

MOST REGULAR SEASON QB WINS - FIRST THREE SEASONS

Player	Years	No.
Russell Wilson	2012-14	36
Dan Marino	1983-85	33
Matt Ryan	2008-10	33
Andrew Luck	2012-14	33
Joe Flacco	2008-10	32

MOST COMBINED QB WINS FIRST THREE SEASONS

Player	Team	No.
Russell Wilson	2012-14	40
Joe Flacco	2008-10	36
Dan Marino	1983-85	36
Ben Roethlisberger	2004-06	34
Matt Ryan	2008-10	33
Andrew Luck	2012-14	33



K.J. WRIGHT
LINEBACKER

Height
Weight
College
Seasons
Born
Hometown

6-4
246
Mississippi State
NFL 4th, Seahawks 4th
July 23, 1989
Olive Branch, Miss.

50

WRIGHT'S NFL RECORD

		Tackles				Sacks		Interceptions								
Club		G/S	Tkl	So	Ast	QB	Yds	No	Yds	Avg	LG	TD	PD	FF	FR	Yds
2011	Seattle	16/12	61	46	15	2.0	9.0	0	0	0.0	0	0	2	1	1	30
2012	Seattle	15/15	96	66	30	1.0	13.0	1	24	24.0	24	0	5	1	0	0
2013	Seattle	13/13	80	46	34	1.5	4.5	0	0	0.0	0	0	4	0	1	0
2014	Seattle	16/16	107	74	33	2.0	8.0	0	0	0.0	0	0	4	2	1	0
NFL TOTALS		60/56	344	232	112	6.5	34.5	1	24	24.0	24	0	15	4	3	30

POSTSEASON																
		Tackles				Sacks		Interceptions								
Club		G/S	Tkl	So	Ast	QB	Yds	No	Yds	Avg	LG	TD	PD	FF	FR	Yds
2012	Seattle	2/2	16	8	8	0.0	0.0	0	0	0.0	0	0	2	0	0	0
2013	Seattle	2/1	8	5	3	0.0	0.0	0	0	0.0	0	0	0	0	0	0
2014	Seattle	2/2	12	6	6	0.0	0.0	0	0	0.0	0	0	1	0	0	0
NFL TOTALS		6/5	36	19	17	0.0	0.0	0	0	0.0	0	0	3	0	0	0

WRIGHT'S SINGLE-GAME HIGHS

Tackles: 13, vs. Oakland (11/2/14)
Interceptions: 1 at Buffalo (12/16/12)

Forced Fumbles: 1, 4Times, Last at Phi (12/7/14)
Fumble Recoveries: 1, 3Times, Last vs. Denver (9/21/14)

Sacks: 1.0, 6Times, Last vs. SF (12/14/14)

ADDITIONAL STATS

Special Teams Tackles: 2011 (4), 2012 (3); **Career:** (7). **Postseason:** 2013 (1), 2014 (1); **Career:** (2).

WRIGHT'S 2014 SEASON

at StL (10/19): Started at MLB in place of Wagner (toe). **Oak (11/2):** Started at OLB and had a career-high 13 tackles.

WRIGHT'S 2014 GAME-BY-GAME

Game	G/S	T	S	A	QB	Yds.	QH	Int.	Yds.	PD	FF	FR	Yds.
GB (9/4)	1/1	7	4	3	0.0	0.0	0	0	0	0	0	0	0
at SD(9/14)	1/1	7	6	1	0.0	0.0	0	0	0	0	0	0	0
Den (9/21)	1/1	7	6	1	0.0	0.0	0	0	0	0	0	1	0
at Wash (10/6)	1/1	5	4	1	0.0	0.0	0	0	0	1	1	0	0
Dal (10/12)	1/1	8	5	3	0.0	0.0	0	0	0	0	0	0	0
at StL (10/19)	1/1	10	7	3	0.0	0.0	0	0	0	0	0	0	0
at Car (10/26)	1/1	7	2	5	0.0	0.0	0	0	0	0	0	0	0
Oak (11/2)	1/1	13	10	3	0.0	0.0	0	0	0	1	0	0	0
NYG (11/9)	1/1	7	4	3	0.0	0.0	0	0	0	0	0	0	0
at KC (11/16)	1/1	4	3	1	0.0	0.0	0	0	0	0	0	0	0
AZ (11/23)	1/1	6	2	4	0.0	0.0	0	0	0	1	0	0	0
at SF (11/27)	1/1	7	6	1	1.0	5.0	1	0	0	0	0	0	0
at Phi (12/7)	1/1	3	2	1	0.0	0.0	0	0	0	0	1	0	0
SF (12/14)	1/1	5	5	0	1.0	3.0	1	0	0	0	0	0	0
at AZ (12/21)	1/1	4	4	0	0.0	0.0	0	0	0	1	0	0	0
StL (12/28)	1/1	7	4	3	0.0	0.0	0	0	0	0	0	0	0
Totals	16/16	107	74	33	2.0	8.0	2	0	0	4	2	1	0
Car (1/10)	1/1	6	2	4	0.0	0.0	1	0	0	0	0	0	0
GB (1/18)	1/1	6	4	2	0.0	0.0	0	0	0	1	0	0	0
Totals	2/2	12	6	6	0.0	0.0	1	0	0	1	0	0	0

National Football League Game Summary

NFL Copyright © 2014 by The National Football League. All rights reserved. This summary and play-by-play is for the express purpose of assisting media in their coverage of the game; any other use of this material is prohibited without the written permission of the National Football League. Updated: 1/20/2015

Date: Sunday, 1/18/2015

Green Bay Packers at Seattle Seahawks

Start Time: 12:06 PM PST

at CenturyLink Field, Seattle

Game Day Weather

Game Weather: RainTemp: 52° F (11.1° C) Humidity: 70%, Wind: SSW 15 mph

Played Outdoor on Turf: FieldTurfOutdoor Weather: Rain,

Officials

Referee: Corrente, Tony (99)Umpire: Ferrell, Dan (64)Head Linesman: Payne, Kent (79)

Line Judge: Johnson, Carl (101)Side Judge: Vernatchi, Rob (75)Field Judge: Lucivansky, Jon (89)

Back Judge: Paganelli, Dino (105)Replay Official: Weidner, Paul ()

Green Bay Packers				Seattle Seahawks			
Offense		Defense		Offense		Defense	
WR	87 J.Nelson	DT	98 L.Guion	WR	89 D.Baldwin	LDE	72 M.Bennett
LT	69 D.Bakhtiari	RDE	76 M.Daniels	LT	76 R.Okung	LDT	99 T.McDaniel
LG	71 J.Sitton	LOLB	56 J.Peppers	LG	77 J.Carpenter	RDT	94 K.Williams
C	63 C.Linsley	BLB	58 S.Barrington	C	60 M.Unger	RDE	56 C.Avril
RG	70 T.Lang	MLB	52 C.Matthews	RG	64 J.Sweezy	OLB	51 B.Irvin
RT	75 B.Bulaga	RLB	53 N.Perry	RT	78 A.Bailey	MLB	54 B.Wagner
WR	17 D.Adams	LCB	38 T.Williams	TE	82 L.Willson	OLB	50 K.Wright
WR	18 R.Cobb	RCB	37 S.Shields	WR	15 J.Kearse	LCB	25 R.Sherman
QB	12 A.Rodgers	CB	33 M.Hyde	QB	3 R.Wilson	RCB	41 B.Maxwell
RB	27 E.Lacy	SS	42 M.Burnett	WR	83 R.Lockette	SS	31 K.Chancellor
FB	30 J.Kuhn	FS	21 H.Clinton-Dix	RB	24 M.Lynch	FS	29 E.Thomas

Substitutions

K 2 M.Crosby, P 8 T.Masthay, WR 11 J.Boykin, CB 24 J.Bush, S 28 S.Richardson, CB 29 C.Hayward, CB 31 D.House, S 32 C.Banjo, RB 44 J.Starks, LB 50 A.Hawk, LB 59 B.Jones, LS 61 B.Goode, DT 64 M.Pennel, G 65 L.Taylor, C/G 73 J.Tretter, TE 81 A.Quarless, TE 86 B.Bostick, TE 89 R.Rodgers, LB 91 J.Elliott, DT 93 J.Boyd, DE 95 D.Jones, LB/DE 96 M.Neal

Substitutions

K 4 S.Hauschka, P 9 J.Ryan, WR 13 C.Matthews, WR 19 B.Walters, CB 20 J.Lane, RB 22 R.Turbin, FS 26 S.Terrell, CB 27 T.Simon, CB 35 D.Shead, FB 46 W.Tukuafu, LS 49 C.Gresham, LB 52 B.Coyle, LB 53 M.Smith, LB 57 M.Morgan, C 61 L.Jeanpierre, DT 67 L.Cohen, T 79 G.Gilliam, WR 81 K.Norwood, TE 88 T.Moeaki, DE 93 O.Schofield, DE 95 D.Dobbs

Did Not Play

QB 10 M.Flynn, QB 16 S.Tolzien

Did Not Play

QB 7 T.Jackson, RB 33 C.Michael, C 65 P.Lewis

Not Active

RB 26 D.Harris, CB 39 D.Goodson, LB 54 C.Bradford, C 72 G.Gerhart, TE 80 J.Perillo, WR 83 J.Janis, DT 99 B.Gaston

Not Active

QB 5 B.Daniels, SS 23 J.Johnson, CB 28 M.Burley, G 66 K.Milton, T 68 J.Britt, DE 70 D.King, TE 84 C.Helfet

Field Goals (made () & missed)

M.Crosby		(18)	(19)	(40)	(48)	(48)	
		1	2	3	4	OT	Total
VISITOR:	Green Bay Packers	13	3	0	6	0	22
HOME:	Seattle Seahawks	0	0	7	15	6	28

Scoring Plays						Visitor	Home
Team	Qtr	Time	Play Description (Extra Point) (Drive Info)				
Packers	1	8:07	M.Crosby 18 yd. Field Goal (5-18, 2:21)			3	0
Packers	1	5:07	M.Crosby 19 yd. Field Goal (6-22, 2:54)			6	0
Packers	1	0:00	R.Cobb 13 yd. pass from A.Rodgers (M.Crosby kick) (7-56, 3:39)			13	0
Packers	2	9:37	M.Crosby 40 yd. Field Goal (6-11, 3:41)			16	0
Seahawks	3	4:44	G.Gilliam 19 yd. pass from J.Ryan (S.Hauschka kick) (11-78, 6:09)			16	7
Packers	4	10:53	M.Crosby 48 yd. Field Goal (10-57, 5:02)			19	7
Seahawks	4	2:09	R.Wilson 1 yd. run (S.Hauschka kick) (7-69, 1:43)			19	14
Seahawks	4	1:25	M.Lynch 24 yd. run (R.Wilson-L.Willson pass) (4-50, 0:44)			19	22
Packers	4	0:14	M.Crosby 48 yd. Field Goal (7-48, 1:11)			22	22
Seahawks	5	11:41	J.Kearse 35 yd. pass from R.Wilson (6-87, 3:19) (6-87, 3:19)			22	28

National Football League Game Summary

NFL Copyright © 2014 by The National Football League. All rights reserved. This summary and play-by-play is for the express purpose of assisting media in their coverage of the game; any other use of this material is prohibited without the written permission of the National Football League.

Updated: 1/20/2015

Paid Attendance: 68,538

Time: 3:24

Green Bay Packers vs Seattle Seahawks
1/18/2015 at CenturyLink Field

Final Individual Statistics

Green Bay Packers

RUSHING	ATT	YDS	AVG	LG	TD
E.Lacy	21	73	3.5	13	0
J.Starks	5	44	8.8	32	0
A.Rodgers	1	12	12.0	12	0
J.Kuhn	2	3	1.5	3	0
R.Cobb	1	3	3.0	3	0
Total	30	135	4.5	32	0

PASSING	ATT	CMP	YDS	SK/YD	TD	LG	IN	RT
A.Rodgers	34	19	178	1/7	1	23	2	55.8
Total	34	19	178	1/7	1	23	2	55.8

PASS RECEIVING	TAR	REC	YDS	AVG	LG	TD
R.Cobb	10	7	62	8.9	15	1
J.Nelson	8	5	71	14.2	23	0
R.Rodgers	5	4	35	8.8	12	0
D.Adams	3	1	7	7.0	7	0
J.Kuhn	1	1	3	3.0	3	0
J.Starks	3	1	0	0.0	0	0
E.Lacy	3	0	0	0.0	0	0
A.Quarless	1	0	0	0.0	0	0
Total	34	19	178	9.4	23	1

INTERCEPTIONS	NO	YDS	AVG	LG	TD
H.Clinton-Dix	2	53	26.5	27	0
M.Burnett	1	4	4.0	4	0
S.Shields	1	0	0.0	0	0
Total	4	57	14.3	27	0

PUNTING	NO	YDS	AVG	NET	TB	IN20	LG
T.Masthay	5	197	39.4	35.2	0	0	44
Total	5	197	39.4	35.2	0	0	44

PUNT RETURNS	NO	YDS	AVG	FC	LG	TD
M.Hyde	3	40	13.3	2	29	0
Total	3	40	13.3	2	29	0

KICKOFF RETURNS	NO	YDS	AVG	FC	LG	TD
M.Hyde	1	18	18.0	0	18	0
[TOUCHBACK]	2	0	0.0	0	0	0
Total	1	18	18.0	0	18	0

Seattle Seahawks

RUSHING	ATT	YDS	AVG	LG	TD
M.Lynch	25	157	6.3	24	1
R.Wilson	7	25	3.6	15	1
R.Turbin	2	8	4.0	5	0
R.Lockette	1	4	4.0	4	0
Total	35	194	5.5	24	2

PASSING	ATT	CMP	YDS	SK/YD	TD	LG	IN	RT
R.Wilson	29	14	209	5/25	1	35	4	44.3
J.Ryan	1	1	19	0/0	1	19	0	158.3
Total	30	15	228	5/25	2	35	4	58.1

PASS RECEIVING	TAR	REC	YDS	AVG	LG	TD
D.Baldwin	9	6	106	17.7	35	0
R.Lockette	2	2	25	12.5	14	0
L.Willson	5	2	11	5.5	8	0
J.Kearse	6	1	35	35.0	35	1
M.Lynch	3	1	26	26.0	26	0
G.Gilliam	1	1	19	19.0	19	1
W.Tukuafu	1	1	8	8.0	8	0
R.Turbin	1	1	-2	-2.0	-2	0
K.Norwood	1	0	0	0.0	0	0
Total	29	15	228	15.2	35	2

INTERCEPTIONS	NO	YDS	AVG	LG	TD
B.Maxwell	1	5	5.0	5	0
R.Sherman	1	0	0.0	0	0
Total	2	5	2.5	5	0

PUNTING	NO	YDS	AVG	NET	TB	IN20	LG
J.Ryan	5	212	42.4	34.4	0	2	54
Total	5	212	42.4	34.4	0	2	54

PUNT RETURNS	NO	YDS	AVG	FC	LG	TD
B.Walters	3	21	7.0	1	14	0
[OUT OF BOUNDS]	1	0	0.0	0	0	0
Total	3	21	7.0	1	14	0

KICKOFF RETURNS	NO	YDS	AVG	FC	LG	TD
D.Baldwin	3	58	19.3	0	28	0
L.Jeanpierre	1	0	0.0	0	0	0
[TOUCHBACK]	4	0	0.0	0	0	0
Total	4	58	14.5	0	28	0

Green Bay Packers

FUMBLES	FUM	LOST	OWN-REC	YDS	TD	FORCED	OPP-REC	YDS	TD	OUT-BDS
M.Hyde	1	0	1	0	0	0	0	0	0	0
B.Jones	0	0	0	0	0	1	0	0	0	0
M.Burnett	0	0	0	0	0	0	1	0	0	0
Total	1	0	1	0	0	1	1	0	0	0

Seattle Seahawks

FUMBLES	FUM	LOST	OWN-REC	YDS	TD	FORCED	OPP-REC	YDS	TD	OUT-BDS
R.Wilson	1	0	1	-5	0	0	0	0	0	0
D.Baldwin	1	1	0	0	0	0	0	0	0	0
Total	2	1	1	-5	0	0	0	0	0	0

Green Bay Packers vs Seattle Seahawks
1/18/2015 at CenturyLink Field

Final Team Statistics

	Visitor Packers	Home Seahawks
TOTAL FIRST DOWNS	19	20
By Rushing	6	10
By Passing	11	10
By Penalty	2	0
THIRD DOWN EFFICIENCY	3-14-21%	8-16-50%
FOURTH DOWN EFFICIENCY	0-0-0%	1-1-100%
TOTAL NET YARDS	306	397
Total Offensive Plays (inc. times thrown passing)	65	70
Average gain per offensive play	4.7	5.7
NET YARDS RUSHING	135	194
Total Rushing Plays	30	35
Average gain per rushing play	4.5	5.5
Tackles for a loss-number and yards	3-9	1-1
NET YARDS PASSING	171	203
Times thrown - yards lost attempting to pass	1-7	5-25
Gross yards passing	178	228
PASS ATTEMPTS-COMPLETIONS-HAD INTERCEPTED	34-19-2	30-15-4
Avg gain per pass play (inc.# thrown passing)	4.9	5.8
KICKOFFS Number-In End Zone-Touchbacks	8-7-4	4-2-2
PUNTS Number and Average	5-39.4	5-42.4
Had Blocked	0	0
FGs - PATs Had Blocked	0-0	0-0
Net Punting Average	35.2	34.4
TOTAL RETURN YARDAGE (Not Including Kickoffs)	97	26
No. and Yards Punt Returns	3-40	3-21
No. and Yards Kickoff Returns	1-18	4-58
No. and Yards Interception Returns	4-57	2-5
PENALTIES Number and Yards	5-45	8-40
FUMBLES Number and Lost	1-0	2-1
TOUCHDOWNS	1	4
Rushing	0	2
Passing	1	2
EXTRA POINTS Made-Attempts	1-1	3-3
Kicking Made-Attempts	1-1	2-2
Passing Made-Attempts	0-0	1-1
FIELD GOALS Made-Attempts	5-5	0-0
RED ZONE EFFICIENCY	1-3-33%	2-3-67%
GOAL TO GO EFFICIENCY	0-2-0%	1-1-100%
SAFETIES	0	0
FINAL SCORE	22	28
TIME OF POSSESSION	32:15	31:04

Green Bay Packers vs Seattle Seahawks

1/18/2015 at CenturyLink Field

Ball Possession And Drive Chart

Green Bay Packers

#	Time Recd	Time Lost	Time Poss	How Ball Obtained	Drive Began	# Play	Yds Gain	Yds Pen	Net Yds	1st Down	Last Scrm	How Given Up
1	15:00	11:16	3:44	Kickoff	GB 20	9	41	10	51	3	SEA 29	Interception
2	10:28	8:07	2:21	Interception	SEA 19	5	18	0	18	1	* SEA 1	Field Goal
3	8:01	5:07	2:54	Fumble	SEA 23	6	22	0	22	1	* SEA 1	Field Goal
4	3:39	0:00	3:39	Punt	GB 44	7	56	0	56	4	* SEA 13	Touchdown
5	13:18	9:37	3:41	Punt	SEA 33	6	6	5	11	1	SEA 22	Field Goal
6	9:18	8:21	0:57	Interception	GB 44	3	23	0	23	1	SEA 33	Interception
7	1:55	0:35	1:20	Interception	GB 20	4	12	0	12	1	GB 32	Punt
8	13:05	10:53	2:12	Punt	GB 39	3	9	0	9	0	GB 48	Punt
9	4:44	2:22	2:22	Kickoff	GB 20	4	7	0	7	1	GB 27	Punt
10	0:55	10:53	5:02	Punt	GB 13	10	62	-5	57	3	SEA 30	Field Goal
11	6:53	5:13	1:40	Punt	GB 13	3	6	0	6	0	GB 19	Punt
12	5:04	3:52	1:12	Interception	GB 43	3	-4	0	-4	0	GB 39	Punt
13	1:25	0:14	1:11	Kickoff	GB 22	7	48	0	48	3	SEA 30	Field Goal

(503) Average GB 39

Seattle Seahawks

#	Time Recd	Time Lost	Time Poss	How Ball Obtained	Drive Began	# Play	Yds Gain	Yds Pen	Net Yds	1st Down	Last Scrm	How Given Up
1	11:16	10:28	0:48	Interception	SEA 20	3	3	0	3	0	SEA 23	Interception
2	8:07	8:01	0:06	Kickoff		0	0	0	0	0		Fumble
3	5:07	3:39	1:28	Kickoff	SEA 20	3	0	0	0	0	SEA 20	Punt
4	15:00	13:18	1:42	Kickoff	SEA 20	3	8	-5	3	0	SEA 23	Punt
5	9:37	9:18	0:19	Kickoff	SEA 20	1	0	0	0	0	SEA 20	Interception
6	8:21	1:55	6:26	Interception	SEA 31	12	51	0	51	3	* GB 18	Interception
7	0:35	0:00	0:35	Punt	SEA 26	2	-3	-5	-8	0	SEA 20	End of Half
8	15:00	13:05	1:55	Kickoff	SEA 20	3	9	0	9	0	SEA 29	Punt
9	10:53	4:44	6:09	Punt	SEA 22	11	83	-5	78	4	* GB 19	Touchdown
10	2:22	0:55	1:27	Punt	SEA 34	3	-1	0	-1	0	SEA 33	Punt
11	10:53	6:53	4:00	Kickoff	SEA 13	10	37	0	37	3	50	Punt
12	5:13	5:04	0:09	Punt	SEA 46	1	0	0	0	0	SEA 46	Interception
13	3:52	2:09	1:43	Punt	SEA 31	7	69	0	69	4	* GB 1	Touchdown
14	2:09	1:25	0:44	Onside Kick	50	4	50	0	50	3	GB 24	Touchdown
15	0:14	0:00	0:14	Kickoff	SEA 22	1	-1	0	-1	0	SEA 22	End of Half
16	15:00	11:41	3:19	Kickoff	SEA 13	6	87	0	87	3	GB 35	Touchdown

(388) Average SEA 26

* inside opponent's 20

Time of Possession by Quarter

Visitor	Green Bay Packers	1st	2nd	3rd	4th	OT	Total
Home	Seattle Seahawks	12:38	5:58	5:29	8:10	0:00	32:15
		2:22	9:02	9:31	6:50	3:19	31:04

Kickoff Drive No.-Start Average

Packers: 3 - GB 21 Seahawks: 7 - SEA 18

Green Bay Packers vs Seattle Seahawks

1/18/2015 at CenturyLink Field

Final Defensive Statistics

Green Bay Packers

Regular Defensive Plays

Special Teams

Misc

	TKL	AST	COMB	SK	/ YDS	TFL	Q	IN	PD	FF	FR	TKL	AST	FF	FR	BL	TKL	AST	FF	FR
M.Burnett	8	2	10	2	6	3	2	1	1	0	0	0	0	0	0	1	0	0	0	0
S.Barrington	3	5	8	0	0	0	0	0	1	0	0	0	0	0	0	0	0	0	0	0
C.Matthews	5	1	6	1	15	1	1	0	0	0	0	0	0	0	0	0	0	0	0	0
H.Clinton-Dix	3	2	5	0	0	0	0	2	3	0	0	0	0	0	0	0	0	0	0	0
J.Peppers	1	4	5	1.5	3.5	1	3	0	0	0	0	0	0	0	0	0	0	0	0	0
L.Guion	2	2	4	0.5	0.5	0	1	0	0	0	0	0	0	0	0	0	0	0	0	0
N.Perry	2	2	4	0	0	0	0	0	0	0	0	0	0	0	0	0	0	0	0	0
T.Williams	2	2	4	0	0	0	0	0	0	0	0	0	0	0	0	0	0	0	0	0
C.Hayward	3	0	3	0	0	1	0	0	1	0	0	0	0	0	0	0	0	0	0	0
M.Daniels	0	3	3	0	0	0	0	0	0	0	0	0	0	0	0	0	0	0	0	0
S.Shields	2	0	2	0	0	0	0	1	1	0	0	0	0	0	0	0	0	0	0	0
D.Jones	0	2	2	0	0	0	1	0	0	0	0	0	0	0	0	0	0	0	0	0
M.Neal	0	2	2	0	0	0	1	0	0	0	0	0	0	0	0	0	0	0	0	0
M.Hyde	1	0	1	0	0	0	0	0	0	0	0	0	0	0	0	1	0	0	0	0
J.Boyd	0	1	1	0	0	0	0	0	0	0	0	0	0	0	0	0	0	0	0	0
S.Richardson	0	1	1	0	0	0	0	0	0	0	0	0	0	0	0	0	0	0	0	0
A.Hawk	0	1	1	0	0	0	0	0	0	0	0	0	0	0	0	0	0	0	0	0
C.Banjo	0	0	0	0	0	0	0	0	0	0	0	1	1	0	0	0	0	0	0	0
B.Jones	0	0	0	0	0	0	0	0	0	0	0	1	0	1	0	0	0	0	0	0
J.Elliott	0	0	0	0	0	0	0	0	0	0	0	1	0	0	0	0	0	0	0	0
J.Bush	0	0	0	0	0	0	0	0	0	0	0	1	0	0	0	0	0	0	0	0
D.House	0	0	0	0	0	0	0	0	0	0	0	0	2	0	0	0	0	0	0	0
B.Bostick	0	0	0	0	0	0	0	0	0	0	0	0	1	0	0	0	0	0	0	0
R.Cobb	0	0	0	0	0	0	0	0	0	0	0	0	0	0	0	0	1	0	0	0
Total	32	30	62	5	25	6	9	4	7	0	0	4	4	1	2	0	1	0	0	0

TKL = Tackle AST = Assist COMB = Combined QH=QB Hit IN = Interception PD = Pass Defense FF = Forced Fumble FR = Fumble Recovery

Seattle Seahawks

Regular Defensive Plays

Special Teams

Misc

	TKL	AST	COMB	SK	/ YDS	TFL	QH	IN	PD	FF	FR	TKL	AST	FF	FR	BL	TKL	AST	FF	FR
B.Wagner	2	8	10	0	0	0	0	0	0	0	0	0	0	0	0	0	0	0	0	0
B.Maxwell	5	1	6	0	0	0	0	1	1	0	0	0	0	0	0	0	0	0	0	0
K.Wright	4	2	6	0	0	0	0	0	1	0	0	0	0	0	0	0	0	0	0	0
K.Chancellor	4	1	5	0	0	0	0	0	0	0	0	0	0	0	0	0	0	0	0	0
E.Thomas	4	1	5	0	0	0	0	0	0	0	0	0	0	0	0	0	0	0	0	0
J.Lane	3	2	5	0	0	0	0	0	0	0	0	2	0	0	0	0	0	0	0	0
R.Sherman	3	1	4	0	0	0	0	1	1	0	0	0	0	0	0	0	0	0	0	0
K.Williams	3	1	4	0	0	1	0	0	0	0	0	0	0	0	0	0	0	0	0	0
T.McDaniel	0	4	4	0	0	0	0	0	0	0	0	0	0	0	0	0	0	0	0	0
C.Avril	3	0	3	1	7	1	2	0	0	0	0	0	0	0	0	0	0	0	0	0
M.Bennett	2	1	3	0	0	2	0	0	0	0	0	0	0	0	0	0	0	0	0	0
B.Irvin	1	1	2	0	0	0	2	0	0	0	0	0	0	0	0	0	0	0	0	0
O.Schofield	0	2	2	0	0	0	1	0	0	0	0	0	0	0	0	0	0	0	0	0
D.Dobbs	1	0	1	0	0	0	0	0	0	0	0	0	0	0	0	0	0	0	0	0
M.Smith	0	1	1	0	0	0	0	0	0	0	0	0	1	0	0	0	0	0	0	0
L.Cohen	0	0	0	0	0	0	1	0	0	0	0	0	0	0	0	0	0	0	0	0
D.Baldwin	0	0	0	0	0	0	0	0	0	0	0	1	0	0	0	0	0	0	0	0
R.Lockette	0	0	0	0	0	0	0	0	0	0	0	1	0	0	0	0	0	0	0	0
B.Coyle	0	0	0	0	0	0	0	0	0	0	0	0	1	0	0	0	0	0	0	0
J.Sweezy	0	0	0	0	0	0	0	0	0	0	0	0	0	0	0	0	1	0	0	0
J.Kearse	0	0	0	0	0	0	0	0	0	0	0	0	0	0	0	0	1	0	0	0
R.Wilson	0	0	0	0	0	0	0	0	0	0	0	0	0	0	0	0	0	0	0	1
Total	35	26	61	1	7	4	6	2	3	0	0	4	2	0	0	0	2	0	0	1

First Half Summary

Packers	$13 \cdot 3 = 16$
Seahawks	$0 \cdot 0 = 0$

Scoring Plays

	Green Bay Packers	Seattle Seahawks
TOTAL FIRST DOWNS	12	3
First Downs Rushing-Passing-by Penalty	3 - 7 - 2	2 - 1 - 0
THIRD DOWN EFFICIENCY	2-7-29%	3-7-43%
TOTAL NET YARDS	178	59
Total Offensive Plays	37	24
NET YARDS RUSHING	63	51
NET YARDS PASSING	115	8
Gross Yards Passing	115	12
Times thrown-yards lost attempting to pass	0-0	2-4
Pass Attempts-Completions-Had Intercepted	21 - 12 - 2	9 - 2 - 3
Punts-Number and Average	1 - 42	2 - 39
Penalties-Number and Yards	4 - 40	7 - 35
Fumbles-Number and Lost	1 - 0	1 - 1
Red Zone Efficiency	1-3-33%	0-1-0%
Average Drive Start	50	SEA 23

Green Bay Packers	Regular Defensive Plays												Special Teams					Misc			
	TKL	AST	COMB	SK	/ YDS	TFL	Q	IN	PD	FF	FR	TKL	AST	FF	FR	BL	TKL	AST	FF	FR	
S.Barrington	1	3	4	0	0	0	0	0	0	0	0	0	0	0	0	0	0	0	0	0	
H.Clinton-Dix	2	0	2	0	0	0	0	2	2	0	0	0	0	0	0	0	0	0	0	0	
S.Shields	2	0	2	0	0	0	0	1	1	0	0	0	0	0	0	0	0	0	0	0	
M.Burnett	1	1	2	1	1	1	1	0	0	0	0	0	0	0	0	1	0	0	0	0	
Total	6	4	10	1	1	1	1	3	3	0	0	0	0	0	0	1	0	0	0	0	

1/18/2015 at CenturyLink Field

First Half Summary

[illegible]

Play By Play

First Quarter

1/18/2015

SEA wins the coin toss and elects to defer. GB elects to Receive, and SEA elects to defend the south goal.

S.Hauschka kicks 65 yards from SEA 35 to end zone, Touchback.

Green Bay Packers at 15:00

1-10-GB 20	(15:00) (Shotgun) A.Rodgers pass short left to J.Kuhn to GB 23 for 3 yards (K.Chancellor).	
2-7-GB 23	(14:28) (No Huddle, Shotgun) E.Lacy right tackle to GB 24 for 1 yard (K.Williams).	
3-6-GB 24	(13:57) (Shotgun) PENALTY on SEA-M.Bennett, Defensive Offside, 5 yards, enforced at GB 24 - No Play.	
3-1-GB 29	(13:31) (Shotgun) E.Lacy left tackle to GB 42 for 13 yards (K.Wright; B.Maxwell).	R1
<u>1-10-GB 42</u>	(13:03) (Shotgun) E.Lacy left guard to GB 45 for 3 yards (K.Wright; B.Wagner).	
2-7-GB 45	(12:40) (No Huddle) A.Rodgers pass incomplete deep left to J.Nelson.	
	PENALTY on SEA-B.Irvin, Defensive 12 On-field, 5 yards, enforced at GB 45 - No Play.	
2-2-50	(12:35) (Shotgun) A.Rodgers pass short left to D.Adams to SEA 43 for 7 yards (B.Maxwell).	P2
<u>1-10-SEA 43</u>	(12:00) (Shotgun) A.Rodgers pass short right to R.Cobb pushed ob at SEA 29 for 14 yards (R.Sherman).	P3
	Penalty on SEA-C.Avril, Illegal Use of Hands, declined.	
<u>1-10-SEA 29</u>	(11:32) (Shotgun) A.Rodgers pass incomplete short right to D.Adams.	
2-10-SEA 29	(11:28) (Shotgun) A.Rodgers pass incomplete deep left to J.Nelson.	
3-10-SEA 29	(11:23) (Shotgun) A.Rodgers pass deep right intended for D.Adams INTERCEPTED by R.Sherman [C.Avril] at SEA 0. Touchback.	

Seattle Seahawks at 11:16

1-10-SEA 20	(11:16) (Shotgun) M.Lynch right guard to SEA 23 for 3 yards (S.Barrington).	
2-7-SEA 23	(10:45) (Shotgun) R.Wilson pass incomplete short right to M.Lynch.	
3-7-SEA 23	(10:37) (Shotgun) R.Wilson pass short middle intended for J.Kearse INTERCEPTED by H.Clinton-Dix at SEA 30. H.Clinton-Dix pushed ob at SEA 4 for 26 yards (J.Sweezy).	
	PENALTY on GB-M.Daniels, Taunting, 15 yards, enforced at SEA 4.	
	Timeout #1 by GB at 10:28.	

Green Bay Packers at 10:28

1-10-SEA 19	(10:28) (Shotgun) A.Rodgers pass short middle to R.Rodgers to SEA 7 for 12 yards (B.Wagner).	P4
<u>1-7-SEA 7</u>	(9:47) (Shotgun) E.Lacy up the middle to SEA 1 for 6 yards (D.Dobbs).	
2-1-SEA 1	(9:11) J.Tretter and L.Taylor reported in as eligible. J.Kuhn up the middle for 1 yard, TOUCHDOWN. The Replay Official challenged the runner broke the plane ruling, and the play was REVERSED. J.Tretter, L.Taylor, J.Tretter and L.Taylor reported in as eligible. J.Kuhn up the middle to SEA 1 for no gain (K.Williams; B.Wagner).	
3-1-SEA 1	(8:56) J.Tretter and L.Taylor reported in as eligible. E.Lacy left guard to SEA 1 for no gain (M.Smith; B.Irvin).	
4-1-SEA 1	(8:10) M.Crosby 18 yard field goal is GOOD, Center-B.Goode, Holder-T.Masthay.	

GB 3 SEA 0, 5 plays, 18 yards, 2:21 drive, 6:53 elapsed

M.Crosby kicks 71 yards from GB 35 to SEA -6. D.Baldwin to SEA 22 for 28 yards (B.Jones). FUMBLES (B.Jones), RECOVERED by GB-M.Burnett at SEA 23. M.Burnett to SEA 23 for no gain (D.Baldwin).

Green Bay Packers at 8:01

1-10-SEA 23	(8:01) (Shotgun) E.Lacy right tackle to SEA 16 for 7 yards (T.McDaniel; K.Chancellor).	
2-3-SEA 16	(7:26) (Shotgun) E.Lacy left tackle to SEA 7 for 9 yards (B.Wagner; J.Lane).	R5
<u>1-7-SEA 7</u>	(6:40) (Shotgun) E.Lacy up the middle to SEA 6 for 1 yard (T.McDaniel; B.Wagner).	
2-6-SEA 6	(5:53) (Shotgun) A.Rodgers pass incomplete short left to J.Nelson.	
3-6-SEA 6	(5:48) (Shotgun) A.Rodgers pass short right to R.Cobb to SEA 1 for 5 yards (E.Thomas).	
4-1-SEA 1	(5:10) M.Crosby 19 yard field goal is GOOD, Center-B.Goode, Holder-T.Masthay.	

GB 6 SEA 0, 6 plays, 22 yards, 2:54 drive, 9:53 elapsed

M.Crosby kicks 65 yards from GB 35 to end zone, Touchback.

Seattle Seahawks at 5:07

1-10-SEA 20	(5:07) M.Lynch left tackle to SEA 23 for 3 yards (H.Clinton-Dix).	
2-7-SEA 23	(4:32) R.Wilson sacked at SEA 20 for -3 yards (J.Peppers).	
3-10-SEA 20	(3:53) (Shotgun) R.Wilson pass incomplete short right to L.Willson [J.Peppers].	
4-10-SEA 20	(3:48) J.Ryan punts 39 yards to GB 41, Center-C.Gresham. M.Hyde MUFFS catch, and recovers at GB 44. M.Hyde to GB 44 for no gain (J.Lane).	

Green Bay Packers at 3:39

1-10-GB 44	(3:39) (Shotgun) A.Rodgers pass short left to J.Nelson to SEA 41 for 15 yards (B.Maxwell).	P6
<u>1-10-SEA 41</u>	(3:02) (Shotgun) A.Rodgers pass incomplete short left to J.Nelson.	
2-10-SEA 41	(2:58) (Shotgun) E.Lacy right tackle to SEA 32 for 9 yards (B.Wagner; T.McDaniel).	
	Timeout #2 by GB at 02:10.	

Green Bay Packers vs Seattle Seahawks at CenturyLink Field

3-1-SEA 32	(2:10) (Shotgun) J.Kuhn up the middle to SEA 29 for 3 yards (K.Williams).	R7
<u>1-10-SEA 29</u>	(1:28) (Shotgun) A.Rodgers pass short middle to R.Rodgers to SEA 18 for 11 yards (K.Chancellor).	P8
<u>1-10-SEA 18</u>	(:46) (Shotgun) E.Lacy up the middle to SEA 13 for 5 yards (B.Irvin).	
2-5-SEA 13	(:06) (Shotgun) A.Rodgers pass short right to R.Cobb for 13 yards, TOUCHDOWN [O.Schofield].	P9
	Penalty on SEA-M.Bennett, Defensive Offside, declined.	
	M.Crosby extra point is GOOD, Center-B.Goode, Holder-T.Masthay.	

GB 13 SEA 0, 7 plays, 56 yards, 3:39 drive, 15:00 elapsed

END OF QUARTER

	Score	Time Poss	First Downs				Efficiencies	
			R	P	X	T	3 Down	4 Down
Green Bay Packers	13	12:38	3	6	0	9	2/5	0/0
Seattle Seahawks	0	2:22	0	0	0	0	0/2	0/0

Second Quarter

1/18/2015

Play By Play

Seattle Seahawks continued.

M.Crosby kicks 65 yards from GB 35 to end zone, Touchback.

Seattle Seahawks at 15:00

- 1-10-SEA 20 (15:00) PENALTY on SEA-J.Carpenter, False Start, 5 yards, enforced at SEA 20 - No Play.
- 1-15-SEA 15 (15:00) (Shotgun) M.Lynch left end to SEA 19 for 4 yards (M.Hyde).
- 2-11-SEA 19 (14:14) (Shotgun) M.Lynch up the middle to SEA 23 for 4 yards (N.Perry).
- 3-7-SEA 23 (13:35) (Shotgun) R.Wilson pass incomplete short left to D.Baldwin.
- 4-7-SEA 23 (13:28) J.Ryan punts 39 yards to GB 38, Center-C.Gresham. M.Hyde pushed ob at SEA 33 for 29 yards (J.Lane).

Green Bay Packers at 13:18

- 1-10-SEA 33 (13:18) (Shotgun) A.Rodgers pass incomplete short middle to E.Lacy.
- 2-10-SEA 33 (13:11) (Shotgun) A.Rodgers pass incomplete deep right to D.Adams.
PENALTY on SEA-T.McDaniel, Defensive Offside, 5 yards, enforced at SEA 33 - No Play.
- 2-5-SEA 28 (13:05) (Shotgun) E.Lacy up the middle to SEA 31 for -3 yards (M.Bennett).
- 3-8-SEA 31 (12:19) (Shotgun) PENALTY on GB-B.Bulaga, False Start, 5 yards, enforced at SEA 31 - No Play.
- 3-13-SEA 36 (11:58) (Shotgun) A.Rodgers pass incomplete deep middle to R.Cobb.
PENALTY on SEA-C.Avril, Illegal Use of Hands, 5 yards, enforced at SEA 36 - No Play.
- 1-10-SEA 31 (11:51) (Shotgun) E.Lacy up the middle to SEA 27 for 4 yards (K.Wright).
- 2-6-SEA 27 (11:09) (Shotgun) R.Cobb left tackle to SEA 24 for 3 yards (E.Thomas).
- 3-3-SEA 24 (10:26) (Shotgun) E.Lacy left guard to SEA 22 for 2 yards (O.Schofield; B.Wagner).
- 4-1-SEA 22 (9:42) **M.Crosby 40 yard field goal is GOOD, Center-B.Goode, Holder-T.Masthay.**

X10

GB 16 SEA 0, 6 plays, 11 yards, 2 penalties, 3:41 drive, 5:23 elapsed

M.Crosby kicks 65 yards from GB 35 to end zone, Touchback.

Seattle Seahawks at 9:37

- 1-10-SEA 20 (9:37) R.Wilson pass deep middle intended for J.Kearse INTERCEPTED by H.Clinton-Dix at GB 32. H.Clinton-Dix to SEA 41 for 27 yards (J.Kearse).
PENALTY on GB-C.Matthews, Illegal Blindsides Block, 15 yards, enforced at SEA 41.

Green Bay Packers at 9:18

- 1-10-GB 44 (9:18) (Shotgun) A.Rodgers pass incomplete deep left to R.Cobb.
- 2-10-GB 44 (9:12) (Shotgun) A.Rodgers pass short middle to J.Nelson to SEA 33 for 23 yards (B.Maxwell).
- 1-10-SEA 33 (8:29) (Shotgun) A.Rodgers pass short left intended for R.Cobb INTERCEPTED by B.Maxwell at SEA 26. B.Maxwell to SEA 31 for 5 yards (R.Cobb).

P11

Seattle Seahawks at 8:21

- 1-10-SEA 31 (8:21) (Shotgun) M.Lynch left tackle to SEA 36 for 5 yards (S.Barrington; J.Peppers).
- 2-5-SEA 36 (7:45) M.Lynch left tackle to SEA 39 for 3 yards (L.Guion).
- 3-2-SEA 39 (7:08) (Shotgun) M.Lynch left tackle pushed ob at GB 47 for 14 yards (S.Shields).
- 1-10-GB 47 (6:45) R.Turbin right end to GB 42 for 5 yards (H.Clinton-Dix).
- 2-5-GB 42 (6:09) R.Lockette left end to GB 38 for 4 yards (D.Jones; T.Williams).
- 3-1-GB 38 (5:25) (Shotgun) M.Lynch left guard to GB 37 for 1 yard (S.Barrington; M.Burnett).
- 1-10-GB 37 (4:42) R.Wilson pass incomplete short right [M.Neal].
- 2-10-GB 37 (4:36) (Shotgun) R.Turbin left tackle to GB 34 for 3 yards (S.Barrington; M.Neal).
- 3-7-GB 34 (3:58) (Shotgun) R.Wilson pass short left to R.Lockette to GB 20 for 14 yards (S.Shields).
- 1-10-GB 20 (3:13) (Shotgun) R.Wilson scrambles left end to GB 18 for 2 yards.
- 2-8-GB 18 (2:30) (Shotgun) M.Lynch up the middle to GB 18 for no gain (J.Boyd; M.Daniels).

R1

R2

P3

Two-Minute Warning

- 3-8-GB 18 (2:00) (Shotgun) R.Wilson pass deep left intended for J.Kearse INTERCEPTED by S.Shields at GB 0. Touchback.

Green Bay Packers at 1:55

- 1-10-GB 20 (1:55) (Shotgun) A.Rodgers pass short right to R.Cobb to GB 27 for 7 yards (R.Sherman; E.Thomas).
- 2-3-GB 27 (1:33) (Shotgun) A.Rodgers pass incomplete short left to J.Nelson.
PENALTY on SEA-B.Maxwell, Defensive Pass Interference, 5 yards, enforced at GB 27 - No Play.
- 1-10-GB 32 (1:29) (Shotgun) PENALTY on GB-R.Cobb, False Start, 5 yards, enforced at GB 32 - No Play.
- 1-15-GB 27 (1:29) (Shotgun) A.Rodgers pass short left to J.Starks to GB 27 for no gain (B.Wagner).
- 2-15-GB 27 (:56) (Shotgun) A.Rodgers pass short left to R.Rodgers to GB 32 for 5 yards (K.Wright).

X12

Green Bay Packers vs Seattle Seahawks at CenturyLink Field

Timeout #1 by SEA at 00:48.

3-10-GB 32 (:48) (Shotgun) A.Rodgers pass incomplete deep right to R.Cobb [B.Irvin].

4-10-GB 32 (:43) T.Masthay punts 42 yards to SEA 26, Center-B.Goode, fair catch by B.Walters.

Seattle Seahawks at 0:35

1-10-SEA 26 (:35) (Shotgun) R.Wilson sacked at SEA 25 for -1 yards (M.Burnett).

Timeout #2 by SEA at 00:23.

2-11-SEA 25 (:23) (Shotgun) PENALTY on SEA-R.Turbin, False Start, 5 yards, enforced at SEA 25 - No Play.

2-16-SEA 20 (:23) (Shotgun) R.Wilson pass short right to R.Turbin to SEA 18 for -2 yards (C.Hayward).

END OF QUARTER

	Score	Time	First Downs				Efficiencies	
		Poss	R	P	X	T	3 Down	4 Down
Green Bay Packers	16	5:58	0	1	2	3	0/2	0/0
Seattle Seahawks	0	9:02	2	1	0	3	3/5	0/0

Third Quarter

1/18/2015

Play By Play

SEA elects to Receive, and GB elects to defend the South goal.
M.Crosby kicks 65 yards from GB 35 to end zone, Touchback.

Seattle Seahawks at 15:00

- 1-10-SEA 20 (15:00) M.Lynch right end to SEA 23 for 3 yards (J.Peppers; H.Clinton-Dix).
- 2-7-SEA 23 (14:22) (Shotgun) M.Lynch left guard to SEA 28 for 5 yards (M.Burnett; M.Daniels).
- 3-2-SEA 28 (13:42) (Shotgun) M.Lynch left tackle to SEA 29 for 1 yard (C.Matthews; D.Jones).
- 4-1-SEA 29 (13:17) J.Ryan punts 43 yards to GB 28, Center-C.Gresham. M.Hyde to GB 39 for 11 yards (M.Smith; B.Coyle).

Green Bay Packers at 13:05

- 1-10-GB 39 (13:05) (Shotgun) E.Lacy left end pushed ob at GB 41 for 2 yards (E.Thomas).
- 2-8-GB 41 (12:26) (Shotgun) E.Lacy right guard to GB 42 for 1 yard (B.Wagner; T.McDaniel).
- 3-7-GB 42 (11:42) (Shotgun) A.Rodgers pass short middle to R.Cobb to GB 48 for 6 yards (J.Lane).
- 4-1-GB 48 (11:05) T.Masthay punts 44 yards to SEA 8, Center-B.Goode. B.Walters to SEA 22 for 14 yards (J.Elliott).

Seattle Seahawks at 10:53

- 1-10-SEA 22 (10:53) R.Wilson pass short right to W.Tukuafu to SEA 30 for 8 yards (M.Burnett).
- 2-2-SEA 30 (10:18) (Shotgun) M.Lynch left tackle to SEA 41 for 11 yards (S.Richardson; L.Guion). R4
- 1-10-SEA 41 (9:34) (Shotgun) R.Wilson pass short middle to D.Baldwin to SEA 49 for 8 yards (C.Matthews).
- 2-2-SEA 49 (9:02) M.Lynch right tackle to GB 39 for 12 yards (L.Guion). R5
- 1-10-GB 39 (8:39) PENALTY on SEA-A.Bailey, False Start, 5 yards, enforced at GB 39 - No Play.
- 1-15-GB 44 (8:02) R.Wilson sacked at SEA 41 for -15 yards (C.Matthews).
Penalty on SEA-J.Sweezy, Unnecessary Roughness, declined.
- 2-30-SEA 41 (7:34) (Shotgun) M.Lynch left tackle to GB 48 for 11 yards (M.Burnett).
- 3-19-GB 48 (6:51) (Shotgun) R.Wilson pass deep right to D.Baldwin to GB 19 for 29 yards (C.Matthews). P6
Penalty on GB-C.Matthews, Illegal Use of Hands, declined.
- 1-10-GB 19 (6:13) (Shotgun) M.Lynch left guard to GB 18 for 1 yard (N.Perry).
- 2-9-GB 18 (5:39) M.Lynch left tackle to GB 19 for -1 yards (N.Perry; S.Barrington).
- 3-10-GB 19 (4:56) (Shotgun) R.Wilson pass incomplete short left to M.Lynch (S.Barrington).
- 4-10-GB 19 (4:50) (Field Goal formation) J.Ryan pass deep left to G.Gilliam for 19 yards, TOUCHDOWN. P7
S.Hauschka extra point is GOOD, Center-C.Gresham, Holder-J.Ryan.

GB 16 SEA 7, 11 plays, 78 yards, 6:09 drive, 10:16 elapsed

S.Hauschka kicks 65 yards from SEA 35 to end zone, Touchback.

Green Bay Packers at 4:44

- 1-10-GB 20 (4:44) (Shotgun) A.Rodgers pass short left to J.Nelson to GB 32 for 12 yards (B.Maxwell). P13
- 1-10-GB 32 (3:57) (Shotgun) A.Rodgers pass short right to R.Cobb to GB 34 for 2 yards (J.Lane).
- 2-8-GB 34 (3:13) (Shotgun) A.Rodgers pass incomplete short left to E.Lacy.
- 3-8-GB 34 (3:09) (Shotgun) A.Rodgers sacked at GB 27 for -7 yards (C.Avril).
- 4-15-GB 27 (2:33) T.Masthay punts 44 yards to SEA 29, Center-B.Goode. B.Walters to SEA 34 for 5 yards (D.House; C.Banjo).

Seattle Seahawks at 2:22

- 1-10-SEA 34 (2:22) (Shotgun) R.Wilson FUMBLES (Aborted) at SEA 29, and recovers at SEA 29. R.Wilson to SEA 29 for no gain (M.Burnett).
- 2-15-SEA 29 (1:47) (Shotgun) R.Wilson pass short right to D.Baldwin to SEA 33 for 4 yards (T.Williams).
- 3-11-SEA 33 (1:10) (Shotgun) R.Wilson pass incomplete short left to L.Willson.
- 4-11-SEA 33 (1:04) J.Ryan punts 54 yards to GB 13, Center-C.Gresham, fair catch by M.Hyde.

Green Bay Packers at 0:55

- 1-10-GB 13 (:55) (Shotgun) E.Lacy left tackle to GB 18 for 5 yards (K.Chancellor).
- 2-5-GB 18 (:15) (Shotgun) E.Lacy right guard to GB 25 for 7 yards (C.Avril). R14

END OF QUARTER

	Score	Time Poss	First Downs				Efficiencies	
			R	P	X	T	3 Down	4 Down
Green Bay Packers	16	5:29	1	1	0	2	0/2	0/0
Seattle Seahawks	7	9:31	2	2	0	4	1/4	1/1

Play By Play

Fourth Quarter

1/18/2015

Green Bay Packers continued.

<u>1-10-GB 25</u>	(15:00) (Shotgun) J.Starks left tackle pushed ob at SEA 43 for 32 yards (R.Sherman).	R15
<u>1-10-SEA 43</u>	(14:20) (Shotgun) PENALTY on GB-B.Bulaga, False Start, 5 yards, enforced at SEA 43 - No Play.	
1-15-SEA 48	(14:01) (Shotgun) E.Lacy left tackle to SEA 43 for 5 yards (J.Lane; O.Schofield).	
2-10-SEA 43	(13:23) (Shotgun) J.Starks left guard to SEA 40 for 3 yards (C.Avril).	
3-7-SEA 40	(12:41) (Shotgun) A.Rodgers pass short middle to R.Rodgers to SEA 33 for 7 yards (K.Chancellor).	P16
<u>1-10-SEA 33</u>	(11:58) (Shotgun) J.Starks left tackle to SEA 30 for 3 yards (J.Lane).	
2-7-SEA 30	(11:11) (Shotgun) A.Rodgers pass incomplete deep right to J.Starks.	
3-7-SEA 30	(11:04) (Shotgun) A.Rodgers pass incomplete short left to J.Starks [B.Irvin].	
4-7-SEA 30	(10:58) M.Crosby 48 yard field goal is GOOD, Center-B.Goode, Holder-T.Masthay.	

GB 19 SEA 7, 10 plays, 57 yards, 5:02 drive, 4:07 elapsed

M.Crosby kicks 68 yards from GB 35 to SEA -3. D.Baldwin to SEA 13 for 16 yards (J.Bush).

Seattle Seahawks at 10:53, (1st play from scrimmage 10:46)

1-10-SEA 13	(10:46) (Shotgun) R.Wilson pass incomplete short middle to L.Willson.	
2-10-SEA 13	(10:41) (Shotgun) R.Wilson pass short left to L.Willson pushed ob at SEA 16 for 3 yards (S.Barrington).	
3-7-SEA 16	(10:07) (Shotgun) R.Wilson pass short right to R.Lockette to SEA 27 for 11 yards (M.Burnett).	P8
<u>1-10-SEA 27</u>	(9:34) (Shotgun) M.Lynch right tackle to SEA 40 for 13 yards (S.Barrington).	R9
<u>1-10-SEA 40</u>	(9:08) (Shotgun) R.Wilson scrambles right end to SEA 44 for 4 yards (C.Matthews).	
2-6-SEA 44	(8:28) (Shotgun) R.Wilson pass incomplete short left to D.Baldwin.	
3-6-SEA 44	(8:22) (Shotgun) M.Lynch up the middle to GB 45 for 11 yards (S.Barrington; H.Clinton-Dix).	R10
<u>1-10-GB 45</u>	(7:52) (No Huddle, Shotgun) R.Wilson sacked at 50 for -5 yards (M.Burnett).	
2-15-50	(7:11) (Shotgun) R.Wilson pass incomplete short middle to K.Norwood (H.Clinton-Dix).	
3-15-50	(7:07) (Shotgun) R.Wilson pass incomplete deep middle to D.Baldwin (C.Hayward) [D.Jones].	
4-15-50	(7:01) J.Ryan punts 37 yards to GB 13, Center-C.Gresham, fair catch by M.Hyde.	

Green Bay Packers at 6:53

1-10-GB 13	(6:53) (Shotgun) J.Starks right end to GB 14 for 1 yard (K.Wright).	
2-9-GB 14	(6:09) (Shotgun) J.Starks up the middle to GB 19 for 5 yards (K.Wright).	
3-4-GB 19	(5:26) (Shotgun) A.Rodgers pass incomplete short right to A.Quarless (K.Wright).	
4-4-GB 19	(5:22) T.Masthay punts 37 yards to SEA 44, Center-B.Goode. B.Walters to SEA 46 for 2 yards (D.House; B.Bostick).	

Seattle Seahawks at 5:13

1-10-SEA 46	(5:13) (Shotgun) R.Wilson pass short middle intended for J.Kearse INTERCEPTED by M.Burnett at GB 39. M.Burnett to GB 43 for 4 yards. Went down on his own.	
-------------	--	--

Green Bay Packers at 5:04

1-10-GB 43	(5:04) (Shotgun) E.Lacy left tackle to GB 39 for -4 yards (K.Williams).	
	Timeout #1 by SEA at 04:57.	
2-14-GB 39	(4:57) (Shotgun) E.Lacy left tackle to GB 37 for -2 yards (M.Bennett).	
	Timeout #2 by SEA at 04:50.	
3-16-GB 37	(4:50) (Shotgun) E.Lacy up the middle to GB 39 for 2 yards (B.Wagner; M.Bennett).	
4-14-GB 39	(4:00) T.Masthay punts 30 yards to SEA 31, Center-B.Goode, out of bounds.	

Seattle Seahawks at 3:52

1-10-SEA 31	(3:52) (Shotgun) M.Lynch up the middle to SEA 45 for 14 yards (C.Hayward).	R11
<u>1-10-SEA 45</u>	(3:30) (No Huddle, Shotgun) R.Wilson pass short right to D.Baldwin to GB 35 for 20 yards (T.Williams).	P12
<u>1-10-GB 35</u>	(3:07) (No Huddle, Shotgun) R.Wilson pass incomplete deep right to J.Kearse.	
2-10-GB 35	(3:02) (Shotgun) R.Wilson pass deep right to M.Lynch for 35 yards, TOUCHDOWN. The Replay Official challenged the runner was in bounds ruling, and the play was REVERSED. (Shotgun) R.Wilson pass deep right to M.Lynch ran ob at GB 9 for 26 yards.	P13
<u>1-9-GB 9</u>	(2:57) (Shotgun) M.Lynch up the middle to GB 5 for 4 yards (J.Peppers; M.Neal).	
2-5-GB 5	(2:36) (No Huddle, Shotgun) R.Wilson scrambles left tackle to GB 1 for 4 yards (H.Clinton-Dix).	
3-1-GB 1	(2:13) (No Huddle, Shotgun) R.Wilson left tackle for 1 yard, TOUCHDOWN.	R14
	S.Hauschka extra point is GOOD, Center-C.Gresham, Holder-J.Ryan.	

GB 19 SEA 14, 7 plays, 69 yards, 1:43 drive, 12:51 elapsed

(Onside Kick formation) S.Hauschka kicks onside 15 yards from SEA 35 to 50, impetus ends at SEA 48. RECOVERED by SEA-C.Matthews.

Green Bay Packers vs Seattle Seahawks at CenturyLink Field

Seattle Seahawks at 2:09, (1st play from scrimmage 2:07)

1-10-50	(2:07) (No Huddle) R.Wilson right end ran ob at GB 35 for 15 yards.	R15
<u>1-10-GB 35</u>	(2:01) M.Lynch right end to GB 32 for 3 yards (M.Burnett).	
Two-Minute Warning		
2-7-GB 32	(1:56) (Shotgun) R.Wilson pass short right to L.Willson to GB 24 for 8 yards (A.Hawk; T.Williams).	P16
<u>1-10-GB 24</u>	(1:33) (No Huddle, Shotgun) M.Lynch left tackle for 24 yards, TOUCHDOWN.	R17
	TWO-POINT CONVERSION ATTEMPT. R.Wilson pass to L.Willson is complete. ATTEMPT SUCCEEDS.	

GB 19 SEA 22, 4 plays, 50 yards, 0:44 drive, 13:35 elapsed

S.Hauschka kicks 61 yards from SEA 35 to GB 4. M.Hyde to GB 22 for 18 yards (R.Lockette).

Green Bay Packers at 1:25, (1st play from scrimmage 1:19)

1-10-GB 22	(1:19) (Shotgun) A.Rodgers pass short left to J.Nelson to GB 37 for 15 yards (B.Maxwell).	P17
<u>1-10-GB 37</u>	(1:00) (No Huddle, Shotgun) A.Rodgers pass short middle to R.Cobb to SEA 48 for 15 yards (E.Thomas).	P18
<u>1-10-SEA 48</u>	(:43) (No Huddle, Shotgun) A.Rodgers scrambles right end ran ob at SEA 36 for 12 yards.	R19
<u>1-10-SEA 36</u>	(:35) (Shotgun) A.Rodgers pass incomplete short right to E.Lacy.	
2-10-SEA 36	(:30) (Shotgun) A.Rodgers pass incomplete short right to R.Rodgers.	
3-10-SEA 36	(:26) (Shotgun) A.Rodgers pass short left to J.Nelson to SEA 30 for 6 yards (R.Sherman) [L.Cohen].	
	Timeout #1 by GB at 00:19.	
4-4-SEA 30	(:19) M.Crosby 48 yard field goal is GOOD, Center-B.Goode, Holder-T.Masthay.	

GB 22 SEA 22, 7 plays, 48 yards, 1:11 drive, 14:46 elapsed

M.Crosby kicks 44 yards from GB 35 to SEA 21. L.Jeanpierre MUFFS catch, and recovers at SEA 22.

Seattle Seahawks at 0:14, (1st play from scrimmage 0:11)

1-10-SEA 22	(:11) R.Wilson kneels to SEA 21 for -1 yards.
-------------	---

END OF QUARTER

	Score	Time Poss	First Downs				Efficiencies	
			R	P	X	T	3 Down	4 Down
Green Bay Packers	22	8:10	2	3	0	5	1/5	0/0
Seattle Seahawks	22	6:50	6	4	0	10	3/4	0/0

Play By Play

Overtime

1/18/2015

SEA wins toss, elects to Receive, and GB elects to defend the South goal.
M.Crosby kicks 66 yards from GB 35 to SEA -1. D.Baldwin to SEA 13 for 14 yards (C.Banjo).

Seattle Seahawks at 15:00, (1st play from scrimmage 14:51)

1-10-SEA 13	(14:51) (Shotgun) M.Lynch up the middle to SEA 17 for 4 yards (M.Burnett).	
2-6-SEA 17	(14:20) (Shotgun) R.Wilson pass short right to D.Baldwin pushed ob at SEA 27 for 10 yards (C.Matthews).	P18
<u>1-10-SEA 27</u>	(13:50) (Shotgun) M.Lynch left tackle to SEA 31 for 4 yards (M.Daniels; N.Perry).	
2-6-SEA 31	(13:17) (Shotgun) R.Wilson sacked at SEA 30 for -1 yards (sack split by J.Peppers and L.Guion).	
3-7-SEA 30	(12:36) (Shotgun) R.Wilson pass deep right to D.Baldwin to GB 35 for 35 yards (C.Hayward).	P19
<u>1-10-GB 35</u>	(11:49) (Shotgun) R.Wilson pass deep middle to J.Kearse for 35 yards, TOUCHDOWN.	P20

GB 22 SEA 28, 6 plays, 87 yards, 3:19 drive, 3:19 elapsed

END OF QUARTER

	Score	Time Poss	First Downs				Efficiencies	
			R	P	X	T	3 Down	4 Down
Green Bay Packers	22	0:00	0	0	0	0	0/0	0/0
Seattle Seahawks	28	3:19	0	3	0	3	1/1	0/0

Miscellaneous Statistics Report

Green Bay Packers vs Seattle Seahawks

1/18/2015 at CenturyLink Field

Ten Longest Plays for Green Bay Packers

Yards	Qtr	Play Start	Play Description
32	4	1-10-GB 25	(15:00) (Shotgun) J.Starks left tackle pushed ob at SEA 43 for 32 yards (R.Sherman).
23	2	2-10-GB 44	(9:12) (Shotgun) A.Rodgers pass short middle to J.Nelson to SEA 33 for 23 yards (B.Maxwell).
15	1	1-10-GB 44	(3:39) (Shotgun) A.Rodgers pass short left to J.Nelson to SEA 41 for 15 yards (B.Maxwell).
15	4	1-10-GB 22	(1:19) (Shotgun) A.Rodgers pass short left to J.Nelson to GB 37 for 15 yards (B.Maxwell).
15	4	1-10-GB 37	(1:00) (No Huddle, Shotgun) A.Rodgers pass short middle to R.Cobb to SEA 48 for 15 yards (E.Thomas).
14	1	1-10-SEA 43	(12:00) (Shotgun) A.Rodgers pass short right to R.Cobb pushed ob at SEA 29 for 14 yards (R.Sherman). Penalty on SEA-C.Avril, Illegal Use of Hands, declined.
13	1	3-1-GB 29	(13:31) (Shotgun) E.Lacy left tackle to GB 42 for 13 yards (K.Wright; B.Maxwell).
13	1	2-5-SEA 13	(:06) (Shotgun) A.Rodgers pass short right to R.Cobb for 13 yards, TOUCHDOWN [O.Schofield]. Penalty on SEA-M.Bennett, Defensive Offside, declined.
12	1	1-10-SEA 19	(10:28) (Shotgun) A.Rodgers pass short middle to R.Rodgers to SEA 7 for 12 yards (B.Wagner).
12	3	1-10-GB 20	(4:44) (Shotgun) A.Rodgers pass short left to J.Nelson to GB 32 for 12 yards (B.Maxwell).

Ten Longest Plays for Seattle Seahawks

Yards	Qtr	Play Start	Play Description
35	5	3-7-SEA 30	(12:36) (Shotgun) R.Wilson pass deep right to D.Baldwin to GB 35 for 35 yards (C.Hayward).
35	5	1-10-GB 35	(11:49) (Shotgun) R.Wilson pass deep middle to J.Kearse for 35 yards, TOUCHDOWN.
29	3	3-19-GB 48	(6:51) (Shotgun) R.Wilson pass deep right to D.Baldwin to GB 19 for 29 yards (C.Matthews).
26	4	2-10-GB 35	(3:02) (Shotgun) R.Wilson pass deep right to M.Lynch for 35 yards, TOUCHDOWN.
24	4	1-10-GB 24	(1:33) (No Huddle, Shotgun) M.Lynch left tackle for 24 yards, TOUCHDOWN.
20	4	1-10-SEA 45	(3:30) (No Huddle, Shotgun) R.Wilson pass short right to D.Baldwin to GB 35 for 20 yards (T.Williams).
19	3	4-10-GB 19	(4:50) (Field Goal formation) J.Ryan pass deep left to G.Gilliam for 19 yards, TOUCHDOWN.
15	4	1-10-50	(2:07) (No Huddle) R.Wilson right end ran ob at GB 35 for 15 yards.
14	2	3-2-SEA 39	(7:08) (Shotgun) M.Lynch left tackle pushed ob at GB 47 for 14 yards (S.Shields).
14	2	3-7-GB 34	(3:58) (Shotgun) R.Wilson pass short left to R.Lockette to GB 20 for 14 yards (S.Shields).

Touchdown Scoring Information

		Offense	Defense	Special Teams
VISITOR	Green Bay Packers	1	0	0
HOME	Seattle Seahawks	4	0	0

Player Scoring Information

Club	Player	TD	Rush TD	Rec TD	KO TD	Punt TD	Int TD	Fum TD	Misc TD	FG	XP	2Pt Rush	2Pt Rec	Sfty	Points
GB	M.Crosby	0	0	0	0	0	0	0	0	5	1	0	0	0	16
GB	R.Cobb	0	0	1	0	0	0	0	0	0	0	0	0	0	6
SEA	M.Lynch	0	1	0	0	0	0	0	0	0	0	0	0	0	6
SEA	R.Wilson	0	1	0	0	0	0	0	0	0	0	0	0	0	6
SEA	J.Kearse	0	0	1	0	0	0	0	0	0	0	0	0	0	6
SEA	G.Gilliam	0	0	1	0	0	0	0	0	0	0	0	0	0	6
SEA	S.Hauschka	0	0	0	0	0	0	0	0	0	2	0	0	0	2
SEA	L.Willson	0	0	0	0	0	0	0	0	0	0	0	1	0	2

Possession Detail

	First Half		Second Half		Game	
	Visitor	Home	Visitor	Home	Visitor	Home
Largest Lead	16	0	12	6	16	6
Drives Leading	5	0	5	0	10	0
Time of Possession Leading	12:31	0:00	12:28	0:00	24:59	0:00
Largest Deficit	0	-16	-6	-12	-6	-16
Drives Trailing	0	6	1	7	1	13
Time of Possession Trailing	0:00	10:36	1:11	16:07	1:11	26:43
Times Score Tied Up		0		1		1
Lead Changes		1		2		3

Playtime Percentage

Percent of playtime per player on offense, defense and special teams

Green Bay Packers

Offense Defense Special Teams

D Bakhtiari	T	69	100%	6	19%	M Unger
T Lang	G	69	100%	6	19%	R Okung
B Bulaga	T	69	100%	6	19%	J Carpenter
J Sitton	G	69	100%	6	19%	J Sweezy
C Linsley	C	69	100%			A Bailey
A Rodgers	QB	69	100%			R Wilson
J Nelson	WR	66	96%	1	3%	D Baldwin
R Cobb	WR	65	94%	3	10%	J Kears
D Adams	WR	62	90%			L Willson
E Lacy	RB	49	71%			M Lynch
R Rodgers	TE	29	42%	1	3%	R Lockette
A Quarless	TE	27	39%	4	13%	T Moeaki
J Kuhn	FB	22	32%	3	10%	W Tukuafu
J Starks	RB	14	20%			R Turbin
J Boykin	WR	6	9%	21	68%	C Matthews
L Taylor	G	2	3%	6	19%	K Norwood
J Tretter	C	2	3%	6	19%	B Walters
B Bostick	TE	1	1%	21	68%	K Chancellor
M Burnett	SS			10	32%	K Wright
T Williams	CB			1	3%	B Wagner
S Barrington	LB			5	16%	R Sherman
H Clinton-Dix	FS					B Maxwell
S Shields	CB			4	13%	E Thomas
J Peppers	LB			4	13%	M Bennett
M Hyde	FS			9	29%	C Avril
C Matthews	LB			3	10%	B Irvin
M Daniels	DE			1	3%	J Lane
N Perry	LB			1	3%	D Dobbs
M Neal	LB			4	13%	K Williams
L Guion	NT					T McDaniel
D Jones	DE			7	23%	O Schofield
C Hayward	CB			12	39%	L Cohen
J Boyd	DE			9	29%	D Shead
A Hawk	LB			5	16%	M Smith
S Richardson	SS			23	74%	M Morgan
J Bush	CB			24	77%	B Coyle
B Jones	LB			25	81%	S Terrell
D House	CB			21	68%	L Jeanpierre
J Elliott	LB			20	65%	T Simon
C Banjo	FS			18	58%	C Gresham
M Crosby	K			14	45%	J Ryan
B Goode	LS			11	35%	S Hauschka
T Masthay	P			11	35%	G Gilliam
M Pennel	NT			9	29%	

Seattle Seahawks

Offense Defense Special Teams

C	70	100%	3	10%
T	70	100%	3	10%
G	70	100%	3	10%
G	70	100%	3	10%
T	70	100%	3	10%
QB	70	100%		
WR	65	93%	12	39%
WR	64	91%	3	10%
TE	60	86%	16	52%
RB	59	84%		
WR	45	64%	7	23%
TE	18	26%		
FB	14	20%	9	29%
RB	11	16%	5	16%
WR	7	10%	16	52%
WR	4	6%		
WR	3	4%	5	16%
SS		69 100%	6	19%
LB		69 100%	1	3%
LB		69 100%	1	3%
CB		67 97%	5	16%
CB		67 97%		
FS		65 94%	8	26%
DE		65 94%	5	16%
DE		54 78%	7	23%
LB		53 77%	1	3%
CB		51 74%	20	65%
DE		33 48%	3	10%
DT		28 41%	7	23%
DT		27 39%	7	23%
DE		22 32%	9	29%
DT		14 20%	2	6%
FS		4 6%	27	87%
LB		2 3%	27	87%
LB			27	87%
FS			16	52%
C			11	35%
CB			10	32%
LS			8	26%
P			8	26%
K			7	23%
T			3	10%