



2000 • WORLD • 2012
CHAMPIONS

BALTIMORE RAVENS PRESS RELEASE

UNDER ARMOUR PERFORMANCE CENTER | 1 WINNING DRIVE | OWINGS MILLS, MD 21117
PH: 410-701-4000 | FX: 410-701-4100 | WEBSITE: WWW.BALTIMORERAVENS.COM | TWITTER: @RAVENS



DIVISIONAL: RAVENS (11-6) AT PATRIOTS (12-4)

SATURDAY, JAN. 10, 2015 • 4:35 P.M. ET • GILLETTE STADIUM (68,756)



SEASON OVERVIEW

The Ravens finished with a 10-6 record en route to earning their sixth playoff berth in the past seven seasons (all under head coach **John Harbaugh**). ... Baltimore is one of four teams (GB, Ind. & NE) to make the playoffs six times since 2008, with Baltimore also earning 10 postseason berths in the last 15 seasons. ... Under Harbaugh, the Ravens have posted at least 10 wins in five of his seven seasons at the helm, with Baltimore owning the NFL's second-most total victories (82, including playoffs) since his 2008 arrival (NE is first with 88 wins). ... The Ravens, one of three AFC North teams to make the 2014 postseason, finished third in the division behind Pittsburgh (11-5) and Cincinnati (10-5-1). ... Baltimore captured a 30-17 victory at Pittsburgh in last week's Wild Card round, notching its league-high 10th playoff win since 2008. ... The Ravens' 10 postseason victories since 2008 double those of the next best teams (GB, NO, Pit., SF & Sea. have five).

OFFENSE

- The Ravens set single-season franchise records by scoring 409 points and producing 5,838 yards. Baltimore averaged the NFL's eighth-most points per game (25.6) and 12th-most yards per game (364.9). The Ravens' 126.2 rushing yards per contest ranked eighth in the league.
- Baltimore gave up just 19 sacks, which stand as the second fewest in franchise history (17 in 2006). The 19 ranked only behind Denver's 17 as the NFL's fewest allowed this season.
- Baltimore surrendered 20 give-aways, tying for the second fewest (2010) in team history and tying for the NFL's sixth fewest in 2014.
- **QB Joe Flacco** finished the regular season with career bests in yards (3,986) and touchdown passes (27), while key free agent addition **WR Steve Smith Sr.** reached the 1,000-yard receiving milestone for the eighth time in his career (1,065 yards on 79 catches). **WR Torrey Smith** posted 11 receiving TDs, a mark that ranks as the second most in Ravens single-season history (Michael Jackson had 14 in 1996).
- **RB Justin Forsett** produced a career-high 1,266 rushing yards (the NFL's fifth most) and led the league in runs of 20-plus yards (a team-record 17). Forsett's franchise-record 5.4 rushing average ranked as the NFL's No. 1 mark among running backs.

DEFENSE

- The Ravens allowed the NFL's sixth-fewest points (18.9) and eighth-fewest yards per game (336.9). Baltimore was one of five teams (Buf., Det., KC & Sea.) to rank in the Top 8 in points and yards allowed.
- Led by **OLB Terrell Suggs** and 2014 Pro Bowl selections **OLB Elvis Dumervil** and rookie **LB C.J. Mosley**, Baltimore racked up the NFL's second-most sacks (49, tied with Philly), boasted the No. 2 red zone defense and allowed the fourth-fewest rushing yards per game (88.3).
- Dumervil (a franchise-record 17 sacks) and Suggs (12) combined to produce the most sacks (29) among any NFL duo. Mosley was the NFL's only player to post at least 125 tackles, 3 sacks and 2 INTs. His 129 tackles ranked eighth in the NFL and were first among rookies.

SPECIAL TEAMS

- **P Sam Koch** produced the NFL's No. 3 gross average (47.4) and No. 1 net average (43.3), setting the Ravens' single-season records for each.
- Highlighted by his third-career 108-yard KOR-TD, **RS Jacoby Jones** ranked second in the NFL in KOR average (30.6). (As a team, the Ravens were No. 1 in the league with a 28.3 average.)
- **K Justin Tucker** (401 career points) became the second-fastest kicker in NFL history to reach the 400-point milestone, doing so in his 48th game. (Jan Stenerud did it in 47 games.) Tucker had 129 points, going 29-of-34 on FGAs (all misses coming from 54 and beyond).

SIX OF PAST SEVEN

Baltimore is one of four teams to earn a playoff berth in six of the past seven seasons. In each of their postseason appearances, the Ravens have won at least one playoff game, advancing to at least the Divisional round each time. Of those four teams, only Baltimore (2012) & Green Bay (2010) have won Super Bowls during this stretch.



MOST NFL PLAYOFF BERTHS / PAST SEVEN SEASONS

Berths	Team	Seasons
6	Baltimore Ravens	2008-12, 2014
6	Green Bay Packers	2009-14
6	Indianapolis Colts	2008-10, 2012-14
6	New England Patriots	2009-14

2014 RESULTS

Date	Opponent	Result	Score
Sun. Sept. 7	CINCINNATI BENGALS	L	16-23
Thurs. Sept. 11	PITTSBURGH STEELERS	W	26-6
Sun. Sept. 21	at Cleveland Browns	W	23-21
Sun. Sept. 28	CAROLINA PANTHERS	W	38-10
Sun. Oct. 5	at Indianapolis Colts	L	13-20
Sun. Oct. 12	at Tampa Bay Buccaneers	W	48-17
Sun. Oct. 19	ATLANTA FALCONS	W	29-7
Sun. Oct. 26	at Cincinnati Bengals	L	24-27
Sun. Nov. 2	at Pittsburgh Steelers	L	23-43
Sun. Nov. 9	TENNESSEE TITANS	W	21-7
Mon. Nov. 24	at New Orleans Saints	W	34-27
Sun. Nov. 30	SAN DIEGO CHARGERS	L	33-34
Sun. Dec. 7	at Miami Dolphins	W	28-13
Sun. Dec. 14	JACKSONVILLE JAGUARS	W	20-12
Sun. Dec. 21	at Houston Texans	L	13-25
Sun. Dec. 28	CLEVELAND BROWNS	W	20-10
Sat. Jan. 3	at Pittsburgh Steelers (WC)	W	30-17

INJURY REPORT

- Baltimore has 19 players on Injured Reserve, tied for the most during head coach **John Harbaugh's** tenure (the Ravens also had 19 on IR in 2008 when they advanced to the AFC Championship game).
- The Ravens' secondary has been hit hard by injuries, with six DBs (five CBs and one safety) currently on IR. Twelve different CBs have been on the Ravens' 53-man roster at some point this season.
- Players who have missed time while on IR include standout starters **TE Dennis Pitta** (hip, 14 games), **CB Jimmy Smith** (foot, nine games) & **RT Rick Wagner** (foot, two games). Other key players on IR: **S Terrence Brooks** (knee), **LS Morgan Cox** (knee), **CB Danny Gorrer** (knee), **CB/RS Asa Jackson** (knee) and **RB Lorenzo Taliaferro** (foot).

2014 SEASON HIGHLIGHTS

SOLID SCORING "D"

The Ravens allowed 18.9 points per game, ranking as the NFL's sixth-best average. Baltimore allowed just 30 TDs, a mark that stands as the league's fourth fewest. The 2014 campaign marked the 12th season the Ravens have finished among the NFL's Top 10 scoring defenses during their 19-year existence.

POINTS PER GAME ALLOWED (2014 Season)

Rk.	Team	Points	Points/Game
1.	Seattle Seahawks	254	15.9
2.	Kansas City Chiefs	281	17.6
3.	Detroit Lions	282	17.6
4.	Buffalo Bills	289	18.1
5.	Arizona Cardinals	299	18.7
6.	Baltimore Ravens	302	18.9

RED ZONE FORCE

The Ravens' "D" was stout in the red zone in 2014, with Baltimore's unit permitting a 42.6% TD efficiency mark, ranking as the NFL's second-best figure. Baltimore is the only NFL team to rank in the Top 7 in red zone defense in each of the past 11 seasons.

RED ZONE DEFENSE / OPP. TD PERCENTAGE (2014 Season)

Rk.	Team	RZ Drives	RZ TDs	RZ TD Pct.
1.	Kansas City Chiefs	54	21	38.9
2.	Baltimore Ravens	54	23	42.6
3.	Arizona Cardinals	41	18	43.9
4.	St. Louis Rams	39	18	46.2
5.	Cleveland Browns	54	25	46.3

STOUT VS. THE RUN

Baltimore's run "D" was strong in 2014, with the Ravens allowing the NFL's fourth-fewest ground yards per game (88.3). For the 19th-straight season, Baltimore permitted less than 4 yards per carry (3.6), the NFL's longest active streak.

RUSHING YARDS ALLOWED PER GAME (2014 Season)

Rk.	Team	Att.	Yds.	TD	YPG
1.	Detroit Lions	350	1,109	8	69.3
2.	Denver Broncos	349	1,276	9	79.8
3.	Seattle Seahawks	380	1,304	8	81.5
4.	Baltimore Ravens	390	1,412	8	88.3
5.	New York Jets	393	1,489	10	93.1

Rush "D" Quick Hits:

- The Ravens' 3.6 yards allowed per carry ranked third in the NFL in 2014.
- Baltimore has not allowed a 100-yard rusher in 26-straight games, the NFL's longest active streak.

PRO BOWLERS

Three Baltimore Ravens were voted to the Pro Bowl during the 2014 season. **OLB Elvis Dumervil** (fourth), **LB C.J. Mosley** (first, the only Ravens rookie to ever earn a Pro Bowl) and **G Marshal Yanda** (fourth) were selected to play in the NFL's All-Star game. Five Ravens were also named first alternates: **RB Justin Forsett**, **RS Jacoby Jones**, **FB Kyle Juszczyk**, **P Sam Koch** and **OLB Terrell Suggs**.

PREMIER PRESSURE

The Ravens' defense racked up 49 sacks in 2014, producing the NFL's second-most QB drops (tied with Philadelphia). The 49 also tie (1999) for the second most in Ravens single-season history.

NFL SACKS LEADERS (2014 Season)

1.	Buffalo.....	54
2.	Baltimore	49
	Philadelphia.....	49

RAVENS SACKS (Single-Season Records)

1.	2006.....	60
2.	2014	49
	1999.....	49

NFL'S TOP SACK DUO

OLB Elvis Dumervil (17) and **OLB Terrell Suggs** (12) combined to produce the most sacks (29) among any NFL duo this season. Dumervil's 17 rank as the league's third most, while Suggs' tally tied for the league's ninth-best mark.

NFL SACKS LEADERS (2014 Season)

Rk.	Player	Sacks	Yards
1.	Justin Houston	22.0	99.0
2.	J.J. Watt	20.5	140.0
3.	Elvis Dumervil	17.0	127.5
4.	Connor Barwin	14.5	104.0
	Mario Williams	14.5	74.5
6.	Von Miller	14.0	82.5
7.	Ryan Kerrigan	13.5	89.5
8.	Jason Pierre-Paul	12.5	88.5
9.	Terrell Suggs	12.0	87.0
	Everson Griffen	12.0	43.0

NFL'S TOP SACK DUOS / 2014 SEASON

Rk.	Team	Player (Sacks)	Player (Sacks)	Cmb. Sacks
1.	Bal.	Elvis Dumervil (17)	Terrell Suggs (12)	29.0
2.	Buf.	Mario Williams (14.5)	Marcell Dareus (10)	24.5
3.	Den.	Von Miller (14)	DeMarcus Ware (10)	24.0

DOOM'S RECORDS

OLB Elvis Dumervil tied (2010) a career high with 17 sacks and also established a new Ravens' single-season record. **OLB Terrell Suggs'** 12 QB drops tied the second most of his career (2003), falling shy of the 14 from his 2011 Defensive Player of the Year campaign.

RAVENS SACKS LEADERS (Single-Season Records)

1.	Elvis Dumervil (2014).....	17
2.	Peter Boulware (2001)	15
3.	Michael McCrary (1998) ..	14.5
4.	Terrell Suggs (2011)	14
5.	Trevor Pryce (2006)	13
6.	Terrell Suggs (2014, 2003) ..	12

RAVENS SACK YARDS (Single-Season Records)

1.	Elvis Dumervil (2014)...	127.5
2.	Michael McCrary (1998) ..	120.5
3.	Trevor Pryce (2006)	113.5
4.	Terrell Suggs (2003)	97
5.	Terrell Suggs (2011)	91
6.	Terrell Suggs (2014)	87

NOTE THE QUOTE

"[John] Harbaugh deserves to be in the conversation for NFL Coach of the Year after all the distractions and injuries that the Ravens have endured. The players point to Harbaugh when asked how they have remained focused through the Ray Rice scandal, the Jimmy Smith season-ending injury and the suspension of [Haloti] Ngata. He sets the tone in team meetings and at practices."
- ESPN's Jamison Hensley on John Harbaugh as Coach of the Year

2014 SEASON HIGHLIGHTS

PILING UP POINTS

The Ravens' 25.6 points per game ranked as the NFL's eighth-best average and set a new team record. The No. 8 ranking is the highest Baltimore has finished a season since 2003 (also eighth).

POINTS PER GAME SCORED (2014 Season)

Rk.	Team	Points	Points/Game
1.	Green Bay Packers	486	30.4
2.	Denver Broncos	482	30.1
3.	Philadelphia Eagles	474	29.6
4.	New England Patriots	468	29.3
5.	Dallas Cowboys	467	29.2
6.	Indianapolis Colts	458	28.6
7.	Pittsburgh Steelers	436	27.3
8.	Baltimore Ravens	409	25.6

RECORD-SETTING "O"

In 2014, the Ravens recorded the most points (409) and total yards (5,838) in single-season team history. The previous bests were 398 points (2012) and 5,723 yards (1996).

RAVENS OFFENSIVE OUTPUT (Single-Season History)

TOTAL POINTS		TOTAL NET YARDS	
Year	Points	Year	Yards
2014	409	2014	5,838
2012	398	1996	5,723
2009	391	2012	5,640
2003	391	2009	5,619
2008	385	2011	5,419

KOCH: NFL'S BEST PUNTER

P Sam Koch had a monster season, producing the NFL's No. 3 gross average (47.4) and the No. 1 net average (43.3). Both marks are career highs and Ravens single-season records. Additionally, Koch's 43.3 net average ranks as the fourth-best figure in NFL history.

GROSS PUNTING AVERAGE (2014 Season)

Rk.	Team	Gross Avg.
1.	Tress Way	47.5
	Bryan Anger	47.5
3.	Sam Koch	47.4
4.	Kevin Huber	46.8
	Brett Kern	46.8

NET PUNTING AVERAGE (2014 Season)

Rk.	Player	Net Avg.
1.	Sam Koch	43.3*
2.	Thomas Morstead	42.9
3.	Pat McAfee	42.8
4.	Johnny Hekker	42.3
5.	Kevin Huber	42.1

* Fourth-best mark in NFL history

BIG RETURNS ... AGAIN

Led by **RS Jacoby Jones**, the Ravens owned the NFL's best kickoff return average (28.3). (Jones' 30.6 mark stood No. 2 in the league.) Impressively, Baltimore has ranked in the NFL Top 5 in KOR average four times over the past seven seasons, all with special teams coordinator/associate head coach Jerry Rosburg guiding the unit.

KICKOFF RETURN AVERAGE (2014 Season)

1.	Adam Jones	31.3
2.	Jacoby Jones	30.6
3.	Knile Davis	28.6
4.	Jarvis Landry	28.1
5.	Benny Cunningham	27.5

KICKOFF RETURN AVERAGE (2014 Season)

1.	Baltimore Ravens	28.3
2.	Kansas City Chiefs	28.0
3.	Indianapolis Colts	28.0
4.	Cincinnati Bengals	27.6
5.	Philadelphia Eagles	27.3

RUN RAVENS RUN

Led by **RB Justin Forsett**, whose career-high 1,266 rushing yards ranked fifth in the NFL, Baltimore produced 126.2 ground yards per game (eighth most in 2014). The Ravens tallied an NFL-high 24 runs of 20+ yards (led by Forsett's league-best 17) and gained 113 rushing first downs (the NFL's fourth most).

RUNS OF 20+ YARDS (2014 Season)

Rk.	Team	20+ Runs
1.	Baltimore	24
2.	Dallas	19
3.	Seattle	17
4.	Jacksonville	15
5.	Cincinnati/San Fran.	14

MOST RUSHING YARDS (2014 Season)

Rk.	Player	Rush Yards
1.	DeMarco Murray	1,845
2.	Le'Veon Bell	1,361
3.	LeSean McCoy	1,319
4.	Marshawn Lynch	1,306
5.	Justin Forsett	1,266

Rushing Quick Hits:

- Forsett's 5.4 rushing average ranked No. 1 among all NFL RBs.
- Forsett's 17 runs of 20+ yards were a league high and set a Ravens' single-season franchise record, besting Jamal Lewis' 16 from his 2003 Offensive Player of the Year campaign.
- Forsett was the NFL's only RB to rush for at least 1,200 yards and average 5.0 yards per carry.

FLACCO'S CAREER HIGHS

QB Joe Flacco set career highs in yards (3,986) and TD passes (27). His previous bests were 3,912 yards (2013) and 25 TDs (2010). Flacco's 3,986 yards in 2014 rank as the second most in Ravens single-season history (4,177 by Vinny Testaverde in 1996).

RAVENS SINGLE-SEASON PASSING YARDS

Rk.	Player (Year)	Cmp-Att	Pct.	Yards	TD	INT	Rate
1.	V. Testaverde ('96)	325-549	59.2	4,177	33	19	88.7
2.	Joe Flacco ('14)	344-555	62.0	3,986	27	12	90.9
3.	Joe Flacco ('13)	362-614	59.0	3,912	19	22	73.1

Flacco Quick Hits:

- Flacco's 90.9 rating was the second best of his career (2010's 93.6).
- Flacco had five 300-yard passing games in 2014, tying (2012) for the most in his career.

2014 NUMBERS TO RAVE ABOUT

11

A career-high TD catches by **WR Torrey Smith**, tying (Demaryius Thomas) for the NFL's 10th most and ranking as the second most by a Raven in a season (record is 14 by Michael Jackson in 1996).

19

Sacks the Ravens allowed, ranking as the NFL's second fewest (Denver allowed 17).

+30

Sack differential by Baltimore, ranking as the NFL's No. 1 figure. The Ravens racked up 49 sacks and allowed just 19. (Denver was second with a +24 clip.)

1,065

Receiving yards (on 79 catches) by **WR Steve Smith Sr.**, who reached the 1,000 milestone for the eighth time in his career. It also marked the 11th 1,000-yard receiving season by a Raven. At age 35, Smith Sr. tied Reggie Wayne for the most 1K receiving yard campaigns among active players.

TEAM / OPPONENT / PLAYOFF INFO

FINAL NFL RANKINGS

OFFENSE

Category	--Ravens--		--Patriots--	
	Stats	Rank	Stats	Rank
Total Offense	364.9	12	365.5	11
Rush Offense	126.2	8	107.9	18
Pass Offense	238.7	13	257.6	9
Points Per Game	25.6	8	29.3	4
3rd-Down Off. %	41.0	14	44.3	6
4th-Down Off. %	50.0	11t	53.8	8t
Red Zone Off. (TD%)	52.4	19	58.2	9

DEFENSE

Category	--Ravens--		--Patriots--	
	Stats	Rank	Stats	Rank
Total Defense	336.9	8	344.1	13
Rush Defense	88.3	4	104.3	9
Pass Defense	248.7	24	239.8	17
Points Per Game	18.9	6	19.6	8
3rd-Down Def. %	40.3	17	40.2	16
4th-Down Def. %	35.7	8	34.8	6
Red Zone Def. (TD%)	42.6	2	47.8	6t

TEAM

Category	--Ravens--		--Patriots--	
	Stats	Rank	Stats	Rank
Turnover Ratio	+2	14t	+12	2t
Penalties	111	17t	120	27t
Penalty Yards	870	15	1,080	30

CALLING THE ACTION

LOCAL RADIO: WBAL RADIO (1090 AM) / 98Rock (97.9 FM)

- Gerry Sandusky (play-by-play)
- Stan White (analyst)
- Qadry Ismail (analyst)

NATIONAL RADIO: WESTWOOD ONE SPORTS

- Ian Eagle (play-by-play)
- Tony Boselli (sideline)
- Boomer Esiason (analyst)

TELEVISION: SUNDAY NIGHT FOOTBALL – NBC / WBAL (CH. 11)

- Al Michaels (play-by-play)
- Michele Tafoya (sideline)
- Fred Gaudelli (producer)
- Cris Collinsworth (analyst)
- Drew Esocoff (director)



RAVENS MEDIA SCHEDULE

- Tues. Jan. 6** 1:10 p.m. – Practice/Media Viewing
2:45 p.m. – Coach Harbaugh & Key Players at Podium
– Open Locker Room
- Wed. Jan. 7** 1:10 p.m. – Practice/Media Viewing
2:45 p.m. – Three Coordinators/Open Locker Room
- Thur. Jan. 8** 11:30 a.m. – Practice/Media Viewing
12:45 p.m. – Coach Harbaugh/Open Locker Room
- Fri. Jan. 9** No Media Availability / Travel to New England

TUESDAY CONFERENCE CALLS

- BALTIMORE:** QB Joe Flacco at 2:45 p.m. & John Harbaugh at 3 p.m.
NEW ENGLAND: Bill Belichick at 9:25 a.m. & QB Tom Brady at TBD

BAL./NE PLAYOFF BREAKDOWN

The Ravens and Patriots have battled three times during postseason play, with Baltimore owning a 2-1 series lead. All three contests have occurred in Foxborough, with Baltimore winning the 2009 Wild Card matchup and the 2012 AFC Championship (en route to its Super Bowl XLVII title). Here's a stat breakdown of those games:

BALTIMORE-NEW ENGLAND BREAKDOWN (Three All-Time Playoff Games)

Stats	Ravens	Patriots
Wins	2	1
Points Per Game	27.0	16.7
Total Yards Per Game	340.7	318.0
Rush Yards Per Game	157.0	89.3
Pass Yards Per Game	183.7	228.7
Turnover Ratio	+7	-7

RAVENS/PATRIOTS LEADERS

PASSING YARDS (TDS/INTS)

Joe Flacco . . . 3,986 (27/12) Tom Brady . . . 4,109 (33/9)

RUSHING YARDS (YPC)

Justin Forsett . . . 1,266 (5.4) Jonas Gray . . . 412 (4.6)
Bernard Pierce . . . 366 (3.9) Shane Vereen . . . 391 (4.1)
L. Taliaferro (IR) . . . 292 (4.3) Stevan Ridley . . . 340 (3.6)

RECEIVING YARDS (CATCHES)

Steve Smith Sr. . . . 1,065 (79) Rob Gronkowski . . . 1,124 (82)
Torrey Smith 767 (49) Julian Edelman . . . 972 (92)
Owen Daniels 527 (48) Brandon LaFell . . . 953 (74)

POINTS

Justin Tucker 129 Stephen Gostkowski . . . 156
Torrey Smith 66 Rob Gronkowski 72
Justin Forsett 50 Brandon LaFell 42

INTERCEPTIONS (YARDS)

C.J. Mosley 2 (23) Four Players 2 (n/a)
Haloti Ngata 2 (16) Eight Players 1 (n/a)

SACKS (YARDS)

Elvis Dumervil . . . 17 (-127.5) Rob Ninkovich 8 (-54)
Terrell Suggs 12 (-87) Dont'a Hightower . . . 6 (-50)
Pernell McPhee . . . 5.5 (-50) Chandler Jones . . . 6 (-49.5)

TACKLES (SOLO)

C.J. Mosley . . . 129 (85 solo) Jamie Collins 115 (74)
Daryl Smith . . . 127 (67 solo) Dont'a Hightower . . . 89 (51)
Terrell Suggs . . . 61 (36 solo) Patrick Chung 84 (54)

GROSS PUNTING (NET)

Sam Koch 47.4 (43.3) Ryan Allen 46.4 (39.9)

FIELD GOALS (PCT.)

Justin Tucker . . 29/34 (85.3) S. Gostkowski . . 35/37 (94.6)

FINAL AFC NORTH STANDINGS

Teams	W	L	T	Home	Road	Div.	Con.	PF	PA	Streak
Pittsburgh	11	5	0	6-2	5-3	4-2	9-3	436	368	Won 4
Cincinnati	10	5	1	5-2-1	5-3	3-3	7-5	365	344	Lost 1
Baltimore	10	6	0	6-2	4-4	3-3	6-6	409	302	Won 1
Cleveland	7	9	0	4-4	3-5	2-4	4-8	299	337	Lost

NOTES / OPPONENT INFO

FLACCO IN FOXBOROUGH

QB Joe Flacco has faced the Patriots five times in Foxborough (two regular season & three playoff games). He has completed 61.6% of his passes in these contests, averaging 225.8 yards per game while throwing 9 TDs and 3 INTs (92.8 rating). Flacco's 92.8 mark is the best passer rating by an opposing QB (min. three games) at Gillette Stadium dating back to 2008.

STANDOUTS VS. PATRIOTS

Combined Regular Season and Playoff Totals

OLB ELVIS DUMERVIL

G	TT	Solo	AS	INT	TD	FF	FR	Sk-Yds	PD
6	17	4	13	0-0	0	1	1	3.5-31	0

- Dumervil had 2 QB drops against the Patriots on 12/20/08 while playing for Denver.

QB JOE FLACCO

Record	Att.	Cmp.	Pct.	Yds	TDs	INT	Rate
3-4	241	151	62.7	1,771	12	6	91.1

- In the 2012 AFC Championship at Foxborough, Flacco completed 21 of 36 passes for 240 yards, 3 TDs and 0 INT, leading Baltimore to Super Bowl XLVII.
- In the 2011 AFC Championship at New England, Flacco completed 22 of 36 passes for 306 yards, 2 TDs and 1 INT.
- In the 2012 Week 3 31-30 Baltimore win (9/23/12), Flacco was 28-of-39 for 382 yards (third most of his career), 3 TDs and 1 INT.

TE OWEN DANIELS

G	Rec.	Yds	Avg.	LG	TDs	1st	25+
3	12	114	9.5	24	0	6	0

- In his last game at New England while playing for Houston in the 2012 Divisional Playoff, Daniels had 9 catches for 81 yards.

DT HALOTI NGATA

G	TT	Solo	AS	INT	TD	FF	FR	Sk-Yds	PD
8	42	26	16	0-0	0	0	0	3.5-26.5	2

- Ngata had 2 sacks on 10/17/10 at New England, tying a career high.

WR STEVE SMITH SR.

G	Rec.	Yds	Avg.	LG	TDs	1st	25+
5	17	295	17.4	42	2	12	4

- In Super Bowl XXXVIII vs. New England while playing for Carolina, Smith Sr. had 4 receptions for 80 yards and 1 TD.

WR TORREY SMITH

G	Rec.	Yds	Avg.	LG	TDs	1st	25+
4	16	347	21.7	42	3	15	7

- In the 2011 AFC Championship (1/22/12), Smith had 3 catches for 82 yards and 1 TD.
- Smith posted 6 receptions for a team-high 127 yards and 2 TDs in the Ravens' 31-30 win on 9/23/12.

OLB TERRELL SUGGS

G	TT	Solo	AS	INT	TD	FF	FR	Sk-Yds	PD
8	36	20	16	0-0	0	2	1	4-37	2

- Suggs has posted a sack and FF on two different occasions vs. the Pats (10/4/09 at NE & 1/10/10 in the 2009 Wild Card win at NE).
- Suggs posted 5 tackles, 1 sack (-6 yards) and 2 QB hits in the Ravens' loss to New England on 12/22/13.

KEY CONNECTIONS

PRO CONNECTIONS

- Baltimore general manager and executive vice president **Ozzie Newsome** began his front office career as a special assignment scout with the Browns in 1991, when Patriots head coach **Bill Belichick** was at Cleveland's helm. Two years later (1993), Belichick promoted Newsome to assistant to head coach/offense/pro personnel.
- Ravens defensive coordinator **Dean Pees** spent six seasons (2004-09) in New England, including his final four years as defensive coordinator. Under Pees, the Patriots' "D" was the NFL's only unit to finish in the Top 10 in scoring defense in four-consecutive seasons.
- Patriots head coach **Bill Belichick's** first NFL coaching job was with the Baltimore Colts in 1975 as a special assistant to then-head coach Ted Marchibroda. Baltimore finished 10-4 that season and was crowned AFC East Division champion.
- Patriots special teams coach **Scott O'Brien** held the same title with the Browns from 1991-95 and made the move to Baltimore with the franchise in 1996, spending three seasons coaching the Ravens' special teams (1996-98).
- Ravens **WR Kamar Aiken** spent time on New England's practice squad and active roster during the 2012-13 seasons.
- Patriots **RB Jonas Gray** was on the Ravens' practice squad in 2013.
- Patriots offensive coordinator **Josh McDaniels** was the Broncos' head coach from 2009-10, when Ravens ILBs coach **Don Martindale** was Denver's LBs coach (2009) and defensive coordinator (2010), and **OLB Elvis Dumervil** posted his first 17-sack season in 2009. Dumervil and Patriots **DT Sealver Siliga** were Broncos teammates in 2012.

COLLEGE CONNECTIONS

- Ravens **FB Kyle Juszczyk** (Harvard, 2009-12) and **S Jeromy Miles** (Massachusetts, 2006-09) played collegiately in the Bay State.
- Ravens head coach **John Harbaugh** (1987) served as TEs coach for the University of Pittsburgh at the same time Patriots special teams coordinator **Scott O'Brien** (1987-90) was with the Panthers.
- Ravens **C Jeremy Zuttah** (2004-07) and Patriots **DB Devin McCourty** (2005-09) played together at Rutgers.
- Patriots defensive assistant **Brendan Daly** was a graduate assistant at Maryland in 2000.
- Ravens defensive line coach **Clarence Brooks** (1981-86) was the OLBs coach at Syracuse while Patriots running backs coach **Ivan Fears** (1980-90) coached the receivers.
- Ravens secondary/assistant head coach **Steve Spagnuolo** (1982) started his coaching career as a graduate assistant at Massachusetts.
- Ravens senior offensive assistant **Craig Ver Steeg** served as the quarterbacks/wide receivers coach at Harvard from 1994-95.
- Ravens special teams coordinator/associate head coach **Jerry Rosburg** (1997-98) served as the secondary coach for Boston College.

HOMETOWN/HIGH SCHOOL CONNECTIONS

- Patriots head coach **Bill Belichick** was raised in Annapolis, MD. Belichick played football and lacrosse at Annapolis HS, where he is currently enshrined in the Hall of Fame. His father, Steve, coached at the U.S. Naval Academy for 33 years.
- Patriots **CB Kyle Arrington** is from Brandywine, MD. He attended Gwynn Park (Prince George's County) HS, where he led his team to a regional championship in 2004.
- Several Ravens are natives of Massachusetts: Defensive line coach **Clarence Brooks** (New Bedford), secondary/assistant head coach **Steve Spagnuolo** (Grafton) and assistant general manager **Eric DeCosta** (Taunton).

OPPONENT / PLAYOFF INFO

SERIES HISTORY

- **Regular Season Series: Patriots lead, 7-1.**
- **Playoffs: Ravens lead, 2-1 (all games played in Foxborough).**

Date	Location	Result	Attendance
10-06-96	Baltimore	Patriots, 46-38	63,569
01-02-00	New England	Patriots, 20-3	50,263
11-28-04	New England	Patriots, 24-3	68,756
12-03-07	Baltimore	Patriots, 27-24	71,382
10-04-09	New England	Patriots, 27-21	68,756
01-10-10*	New England	Ravens, 33-14	68,756
10-17-10	New England	Patriots, 23-20 (OT)	68,756
01-22-12**	New England	Patriots, 23-20	68,756
09-23-12	Baltimore	Ravens, 31-30	71,269
01-20-13**	New England	Ravens, 28-13	68,756
12-22-13	Baltimore	Patriots, 41-7	71,433

* Wild Card Playoff ** AFC Championship

RAVENS IN FOXBOROUGH

The New England Patriots are 15-4 all-time at home in postseason play. Of those four losses, two have come at the hands of the Baltimore Ravens: 33-14 in the 2009 Wild Card and 28-13 in the 2012 AFC Championship.

2014 TALE OF THE TAPE

Category	Ravens	Patriots
Record	10-6	12-4
Best Streak	Won 3	Won 7
Points Scored	409	468
TDs Scored	46	52
Rushing TDs Scored	16	13
Passing TDs Scored	27	34
TDs on Returns	3	5
Points Against	302	313
TDs Allowed	30	32
Rushing TDs Allowed	8	6
Passing TDs Allowed	22	24
TDs Allowed by Return	0	2
Time of Possession Avg.	29:40	29:37
KOR Avg. For	28.3	22.4
KOR Avg. Against	23.1	21.2
PR Avg. For	9.1	10.5
PR Avg. Against	7.2	9.2
Sacks	49	40
Sacks Allowed	19	26
Interceptions	11	16
Interceptions Thrown	12	9

ELITE WINNERS

Impressively, the Patriots (88) and Ravens (82) have produced the NFL's most total victories since the 2008 campaign.

MOST TOTAL WINS / INCLUDING PLAYOFFS (Since John Harbaugh's Arrival in 2008)

Rk.	Team	Total Wins
1.	New England Patriots	88
2.	Baltimore Ravens	82
3.	Green Bay Packers	78

RAVENS PLAYOFF HISTORY

The Ravens are 15-7 in playoff history: 3-2 at home, 10-5 on the road and 2-0 at a neutral site (Super Bowl XXXV in Tampa and Super Bowl XLVII in New Orleans).

Date	Game/Opponent	Winner/Result
12/31/00	Wild Card vs. Denver	Ravens, 21-3
01/07/01	Divisional at Tennessee	Ravens, 24-10
01/14/01	AFC Championship at Oakland	Ravens, 16-3
01/28/01	Super Bowl XXXV vs. NY Giants	Ravens, 34-7
01/13/02	Wild Card at Miami	Ravens, 20-3
01/20/02	Divisional at Pittsburgh	Steelers, 27-10
01/03/04	Wild Card vs. Tennessee	Titans, 20-17
01/13/07	Divisional vs. Indianapolis	Colts, 15-6
01/04/09	Wild Card at Miami	Ravens, 27-9
01/10/09	Divisional at Tennessee	Ravens, 13-10
01/18/09	AFC Championship at Pittsburgh	Steelers, 23-14
01/10/10	Wild Card at New England	Ravens, 33-14
01/16/10	Divisional at Indianapolis	Colts, 20-3
01/09/11	Wild Card at Kansas City	Ravens, 30-7
01/15/11	Divisional at Pittsburgh	Steelers, 31-24
01/15/12	Divisional vs. Houston	Ravens, 20-13
01/22/12	AFC Championship at New England	Patriots, 23-20
01/06/13	Wild Card vs. Indianapolis	Ravens, 24-9
01/12/13	Divisional at Denver	Ravens, 38-35 (2OT)
01/20/13	AFC Championship at New England	Ravens, 28-13
02/03/13	Super Bowl XLVII at San Francisco	Ravens, 34-31
01/03/15	Wild Card at Pittsburgh	Ravens, 30-17

PATRIOTS SNAPSHOT

2014 Recap: New England produced a 12-4 record in the regular season and secured the AFC's No. 1 playoff seed, marking its sixth-straight playoff appearance and fifth 12-win campaign in as many seasons. For the third time (2014, 2012 and 2011) in the past four postseasons, New England will battle Baltimore in Foxborough. (The Ravens also played a Wild Card game at NE during the 2009 postseason.)

Bill Belichick: Leading the Patriots to three Super Bowl championships and 12 division crowns, while posting a 193-73 record (.726), Belichick has engineered 14-consecutive winning seasons in New England. The 40-year NFL coaching veteran's three Super Bowl titles tie (Joe Gibbs and Bill Walsh) for the second most in league history, while his 230 total career victories rank fourth all time.

Offense: The Patriots registered the NFL's top point differential (+155) in 2014, outscoring opponents by a 468-313 margin. **QB Tom Brady** led the league's No. 9 passing attack (257.6 ypg) with his fourth-straight 4,000-yard campaign (4,109). Brady also posted the NFL's fifth-most (tied) passing TDs (33) and fifth-highest QB rating (97.4). All-Pro **TE Rob Gronkowski** also excelled, notching 1,124 yards and 12 TDs on 82 receptions.

Defense: New England's "D" ranked eighth in the NFL in points allowed per game (19.6), permitting an average of 15.0 in its last four contests. The unit also ranked ninth against the run (104.3 ypg). Second-year **LB Jamie Collins** anchored the defense with 116 tackles, 4 sacks, 4 FFs, 4 FRs and 2 INTs, while veteran **DE Rob Ninkovich** tallied 8 QB takedowns. All-Pro **CB Darrelle Revis** led the Patriots' secondary with 14 PD and 2 INTs.

PLAYOFF HISTORY / NOTES

HARBS IN THE PLAYOFFS



The Ravens own a 10-4 playoff record under head coach **John Harbaugh**, a mark that includes a 34-31 victory in Super Bowl XLVII vs. the San Francisco 49ers. Harbaugh's (.714) playoff winning percentage ties (Bill Walsh) for the third-best mark in league history.

HEAD COACH CAREER PLAYOFF WINNING PERCENTAGE (NFL History / Min. 10 Games)

Rk.	Coach	Record	Pct.
1.	Vince Lombardi	9-1	.900
2.	Tom Flores	8-3	.727
3.	John Harbaugh	10-4	.714
	Bill Walsh	10-4	.714
5.	Joe Gibbs	17-7	.708
6.	Jimmy Johnson	9-4	.692

With the Ravens' 2014 playoff berth, Harbaugh became one of eight coaches in NFL history to make the postseason in six of their first seven seasons coaching.

COACHING PLAYOFF BERTHS IN SIX OF FIRST SEVEN SEASONS (NFL History)

Coach (Team)	Seasons
Paul Brown (Browns)	1950-55
John Madden (Raiders)	1969-70, 1972-75
Dennis Green (Vikings)	1992-94, 1996-98
John Robinson (Rams)	1983-86, 1988-89
George Seifert (49ers)	1989-90, 1992-95
Bill Cowher (Steelers)	1992-97
Mike Holmgren (Packers)	1993-98
John Harbaugh (Ravens)	2008-12, 2014

Harbs Historically Good:

- John Harbaugh is the only head coach in NFL history to win a playoff game in six of the first seven seasons of his coaching career (none of the seven other coaches listed above accomplished this feat).

ELITE AFTER FIVE

In 2012, **John Harbaugh** became the third coach in NFL history (since 1970 merger) to guide his team to the playoffs in each of his first five seasons. Impressively, Baltimore won at least one playoff game in each of those seasons. The Ravens joined an elite group of teams to accomplish this feat.

TEAMS TO WIN AT LEAST ONE PLAYOFF GAME IN FIVE-CONSECUTIVE POSTSEASONS (Since 1970 Merger)

Team	Cons. Seasons	Years	Wins
Dallas Cowboys	6	1991-96	12
Baltimore Ravens	5	2008-12	9
New England Patriots	5	2003-07	11
Philadelphia Eagles	5	2000-04	7
Green Bay Packers	5	1993-97	9
Oakland Raiders	5	1973-77	7

CONSECUTIVE PLAYOFF BERTHS TO BEGIN A COACHING CAREER (Since 1970 Merger)

Coach (Team)	Berths	Seasons
Bill Cowher (Steelers)	6	1992-97
John Harbaugh (Ravens)	5	2008-12
Chuck Knox (L.A. Rams)	5	1973-77

Harbs Stands Alone:

- John Harbaugh is the only head coach in NFL history to win a playoff game in each of his first four and five seasons as a coach.

SUPER BOWLS SINCE 2000

The Baltimore Ravens have won two Super Bowl titles during their 19-year history, capturing the Lombardi Trophy in 2000 and 2012. Baltimore is just one of four NFL franchises to win multiple World Championships since 2000.



MOST SUPER BOWL TITLES SINCE 2000 SEASON

Titles	Team	Seasons
3	New England Patriots	2001, 2003-04
2	Baltimore Ravens	2000, 2012
2	New York Giants	2007, 2011
2	Pittsburgh Steelers	2005, 2008

SIX OF PAST SEVEN

Baltimore is one of four teams to earn the playoffs in six of the past seven seasons. In each of their postseasons, the Ravens have won at least one playoff game, advancing to at least the Divisional round each time.



MOST NFL PLAYOFF BERTHS / PAST SEVEN SEASONS

Berths	Team	Seasons
6	Baltimore Ravens	2008-12, 2014
6	Green Bay Packers	2009-14
6	Indianapolis Colts	2008-10, 2012-14
6	New England Patriots	2009-14

BEST PLAYOFF MARK

The Ravens own the best playoff winning percentage (.682) in NFL history (since 1970 AFL/NFL merger), compiling a 15-7 mark.

PLAYOFF WINNING PERCENTAGE (Since 1970 Merger)

Rk.	Team	Record	Pct.
1.	Baltimore Ravens**	15-7	.682
2.	New York Giants****	20-11	.645
3.	San Francisco 49ers*****	30-19	.612
4.	Dallas Cowboys*****	33-21	.611
	Pittsburgh Steelers*****	33-21	.611

* Number of Super Bowl Titles

BEHIND ENEMY LINES

The Ravens are 10-5 on the road all time in postseason play, posting the best (tied) road win percentage (.667) since the 1970 merger. The Ravens are 7-4 on the road during the **John Harbaugh** Era.

NFL POSTSEASON WINNING PCT. / ROAD GAMES (Since 1970 Merger: Min. 5 Games)

Rk.	Team	Record	Pct.
1.	Baltimore Ravens	10-5	.667
	Carolina Panthers	4-2	.667
3.	New York Giants	8-6	.571
4.	San Diego Chargers	5-6	.455
5.	Dallas Cowboys	9-12	.429

Road Wins Quick Hit:

- Baltimore (10) owns the NFL's most road playoff victories since the 1970 merger. In all-time pro football history (prior to 1970), Baltimore and Green Bay tie for the most road playoff victories. (The Ravens have existed for 19 seasons compared to the Packers' 93-year history.)

PLAYOFF WINS (Since 2008)

1. **Baltimore Ravens 10**
2. GB, NO, Pit., SF & Sea. 5
7. Ari., Ind., NE, NYG & NYJ . . . 4

PLAYOFF ROAD WINS (Since 2008)

1. **Baltimore Ravens 7**
2. New York Jets 4
3. Green Bay, San Francisco. . . 3

PLAYOFF HISTORY / NOTES

TURNOVER TABLE

In their playoff history, the Ravens have dominated the turnover battle, registering a +27 mark in 22 games. Under **John Harbaugh**, the Ravens have forced an NFL-best 41 turnovers in 14 playoff games (since 2008). Baltimore's +19 turnover differential under "Harbs" in the playoffs (41 take-aways & 22 give-aways) ranks as the NFL's No. 1 mark since 2008. (Seattle is second at +9.)

RAVENS PLAYOFF TURNOVER TABLE (All-Time Postseason Play)

Date	Game	+/-	Result
12/31/00	Wild Card vs. Denver	+1	W
01/07/01	Divisional at Tennessee	+1	W
01/14/01	AFC Championship at Oakland	+3	W
01/28/01	Super Bowl XXXV vs. NY Giants	+5	W
01/13/02	Wild Card at Miami	+2	W
01/20/02	Divisional at Pittsburgh	-3	L
01/03/04	Wild Card vs. Tennessee	+1	L
01/13/07	Divisional vs. Indianapolis	-2	L
01/04/09	Wild Card at Miami	+4	W
01/10/09	Divisional at Tennessee	+3	W
01/18/09	AFC Championship at Pittsburgh	-3	L
01/10/10	Wild Card at New England	+2	W
01/16/10	Divisional at Indianapolis	-3	L
01/09/11	Wild Card at Kansas City	+3	W
01/15/11	Divisional at Pittsburgh	-1	L
01/15/12	Divisional vs. Houston	+4	W
01/22/12	AFC Championship at New England	+2	L
01/06/13	Wild Card vs. Indianapolis	E	W
01/12/13	Divisional at Denver	+2	W
01/20/13	AFC Championship at New England	+3	W
02/03/13	Super Bowl XLVII vs. San Francisco	+1	W
01/03/15	Wild Card at Pittsburgh	+2	W
Totals		+27	15-7

RAVENS PLAYOFF TRENDS

Category	All Time	2014
vs. AFC	13-7	1-0
vs. NFC (Super Bowl XXXV and XLVII)	2-0	n/a
Home	3-2	n/a
Away	10-5	1-0
Leading at Halftime	11-2	1-0
Trailing at Halftime	1-5	0-0
Tied at Halftime	3-0	0-0
Leading After 3 Quarters	12-1	1-0
Tied After 3 Quarters	3-1	0-0
Trailing After 3 Quarters	0-5	0-0
Decided by 7 Points or Less	4-2	0-0
Decided By 3 Points or Less	3-2	0-0
When Scoring First	7-0	0-0
When Not Scoring First	8-7	1-0
Positive or Even Turnover Ratio	15-2	1-0
Negative Turnover Ratio	0-5	0-0
Winning or Even Penalty Ratio	11-2	1-0
Losing Penalty Ratio	4-5	0-0
With a 100-Yard Rusher	6-0	0-0
With a 100-Yard Receiver	4-1	1-0
Without a 100-Yard Rusher	9-7	1-0
Without a 100-Yard Receiver	11-6	0-0
When Allowing a 100-Yard Rusher	2-0	0-0
When Not Allowing a 100-Yard Rusher	13-7	1-0
When Allowing a 100-Yard Receiver	5-0	1-0
When Not Allowing a 100-Yard Receiver	10-7	0-0
With a 300-Yard Passer	1-1	0-0
Without a 300-Yard Passer	14-6	1-0
Allowing a 300-Yard Passer	3-0	1-0
Not Allowing a 300-Yard Passer	12-7	0-0

STINGY DEFENSE

The Ravens have allowed 15.6 points per game in postseason play, the best playoff mark since the 1970 merger. Limiting the Colts to 9 points in the 2012 Wild Card win, it marked the ninth playoff game Baltimore has allowed 10-or-fewer points since 2000. Amazingly, no other team has more than four such games during this span.

NFL POSTSEASON SCORING DEFENSE (Since 1970 Merger)

Rk.	Team	G	Pts	Pts/Gm
1.	Baltimore Ravens	22	343	15.6
2.	Washington Redskins	34	554	16.3
3.	New York Giants	31	544	17.5

PLAYOFF "D" CLAMPS DOWN

In 22 all-time playoff games, the Ravens have allowed 198.3 passing yards and 95.0 rush yards per contest. Baltimore's 293.3 net yards allowed per game since 2000 rank as the NFL's fifth-best mark.

TOTAL NET YARDS ALLOWED (Min. Five Games / Since 2000)

Rk.	Team	Total	Rushing	Passing
1.	Tampa Bay Bucs	259.6	90.0	169.6
2.	Tennessee Titans	278.0	67.6	210.4
3.	Carolina Panthers	291.4	102.6	188.8
4.	New York Giants	292.1	100.5	191.5
6.	Baltimore Ravens	293.3	95.0	198.3

PLAYOFF PICKS

In 22 playoff games, the Ravens' "D" has forced 42 INTs, including 30 thefts in their last 16 postseason contests. Baltimore's 42 INTs rank as the most in NFL postseason play since 2000, while the 682 INT return yards also stand first.

NFL POSTSEASON INTs LEADERS (Since 2000)

Rk.	Team	INTs	Yards	TDs	Games
1.	Baltimore Ravens	42	682	5	22
2.	New England Patriots	33	504	5	26
3.	Indianapolis Colts	21	289	1	22

INTs Quick Hits:

- The Ravens (**S Darian Stewart** & **OLB Terrell Suggs**) intercepted Pittsburgh twice in last week's Wild Card playoff victory.
- Under **John Harbaugh** (since 2008), the Ravens have posted an NFL-high 25 INTs during the postseason (GB is next best with 12 picks).

TOUGH VS. THE RUN

Baltimore has allowed only two 100-yard rushers in its playoff history, holding opposing RBs under the century mark in 20 of 22 contests. The Ravens have permitted just 95.0 rushing yards per contest in 22 playoff games, the second-lowest playoff average since the 1970 merger (min. five games).

LOWEST POSTSEASON OPPONENT RUSHING YARDS (Since 1970 Merger / Min. Five Games)

Rk.	Team	G	Att.	Yards	YPG
1.	Pittsburgh Steelers	54	1,455	5,012	92.8
2.	Baltimore Ravens	22	599	2,090	95.0
3.	Tennessee Titans	28	732	2,695	96.3

PLAYOFF HISTORY / NOTES

SUPER BOWL MVP



Super Bowl XLVII MVP **QB Joe Flacco** was masterful during the Ravens' 2012 playoff run, completing 73 of 126 passes for 1,140 yards, 11 TDs and 0 INTs to produce a 117.2 passer rating. Flacco joined Hall of Fame QB Joe Montana (1989) as the only players to produce 11 TDs and 0 INTs in an NFL postseason.

JOE FLACCO STATISTICS / 2012 PLAYOFFS

Game (Opp./Rd.)	Cmp-Att	Pct.	Yards	TD	INT	Rate
1/06/13 vs. Ind. (WC)	12-23	52.2	282	2	0	125.6
1/12/13 at Den. (Div.)	18-34	52.9	331	3	0	116.2
1/20/13 at NE (AFC)	21-36	58.3	240	3	0	106.3
2/03/13 at SF (SB)	22-33	66.6	287	3	0	124.2
Totals (Record: 4-0)	73-126	57.9	1,140	11	0	117.2

FLACCO STILL ON FIRE

- In the Ravens' last nine playoff games (since the 2010 season), Flacco is 168-of-282 for 2,271 yards, 20 TDs and 2 INTs (106.0 rating). He has led the Ravens to a 7-2 record in these contests.
- In Baltimore's current five-game playoff winning streak, Flacco has thrown 13 touchdowns and 0 INTs. Completing 91 of 155 passes for 1,399 yards, he has produced a magnificent 116.6 QB rating.
- Flacco has attempted 166-consecutive passes without throwing an INT in the playoffs. His last pick came six games ago in the fourth quarter of the 2011 AFC Championship at NE. Flacco's streak is the fourth longest in playoff history behind: Drew Brees - 226 from 2007-12; Joe Montana - 179 from 1989-91; Steve Young - 173 from 1994-96.

THE FLACCO PLAYOFF FILE

- Among active passers, **QB Joe Flacco's** 21 playoff touchdown passes tie (Ben Roethlisberger) for the NFL's fourth most. (Tom Brady - 43, Peyton Manning - 37 and Drew Brees - 24 are the Top 3.)
- Flacco's 2,931 career passing yards in the playoffs rank fifth most among active quarterbacks. (Peyton Manning - 6,589; Tom Brady - 6,424; Drew Brees - 3,539 and Ben Roethlisberger - 3,484 are the Top 4.)
- Flacco's 10 career playoff victories (since 2008) double that of the next best quarterbacks during this time (Drew Brees, Aaron Rodgers and Ben Roethlisberger all have five).
- Flacco has seven career road wins in the playoffs (including two apiece in each of the 2008 and 2012 campaigns), ranking as the most by a QB in league history (Eli Manning is next with five).

PLAYOFF WINS (By QBs / Since 2008)

1. Joe Flacco 10
2. Drew Brees 5
Aaron Rodgers 5
Ben Roethlisberger 5

ROAD PLAYOFF WINS (By QBs / NFL History)

1. Joe Flacco 7
2. Eli Manning 5
3. L. Dawson, J. Delhomme . . 4
M. Sanchez, R. Staubach . . 4

NFL POSTSEASON RECORDS

PASSING YARDS (Single-Season Playoff History)

1. Eli Manning (2011) . . . 1,219
2. Kurt Warner (2008) . . . 1,147
3. Joe Flacco (2012) . . . 1,140

PASSING FIRST DOWNS (Single-Season Playoff History)

1. Eli Manning (2011) 61
2. Peyton Manning (2006) . . . 55
3. Joe Flacco (2012) 53
Aaron Rodgers (2010) . . . 53


PASSING TOUCHDOWNS (Single-Season Playoff History)

1. Joe Flacco (2012) 11
Joe Montana (1989) 11
Kurt Warner (2008) 11

PASSER RATING (Min. 80 Att.) (Single-Season Playoff History)

1. Joe Montana (1989) . . . 146.4
2. Troy Aikman (1992) . . . 126.4
3. Joe Flacco (2012) . . . 117.2
Steve Young (1994) . . . 117.2

SUGGS' PLAYOFF SIZZLE



OLB Terrell Suggs has posted 12 sacks in 16 career playoff games, including a team-high 5 during the 2010 playoffs. Dating back to 2008, Suggs' 12 QB drops rank first in NFL postseason play, while his 77 yards lost on those sacks also stand No. 1.

NFL POSTSEASON SACKS LEADERS (Since 2008)

Rk.	Players (Team)	Sacks	Yards
1.	Terrell Suggs (Bal.)	12.0	77.0
2.	LaMarr Woodley (Pit.)	9.0	48.0
3.	Clay Matthews (GB)	7.5	54.5

Suggs' 12 career playoff sacks tie (Reggie White) for the third most in NFL postseason history (since sacks became an official statistic in 1982). His sack yards (77) rank sixth.

NFL POSTSEASON SACKS LEADERS (NFL History)

Rk.	Players (Team)	Sacks	Yards
1.	Willie McGinest	16.0	113.5
2.	Bruce Smith	14.5	109.5
3.	Terrell Suggs	12.0	77.0
	Reggie White	12.0	70.0

Suggs Quick Hits:

- Suggs' 12 career playoff sacks rank first in Ravens franchise history. (DE Michael McCrary and OLB Paul Kruger are second with 6.)
- Suggs registered 2 sacks during the 2012 playoffs, both coming in the Divisional victory at Denver (1/12/13).
- In the 2010 Divisional game at Pittsburgh (1/15/11), Suggs produced a postseason career-high 3 sacks, including 1 FF that was recovered by DE Cory Redding and returned for a touchdown.

PLAYOFF PERFORMER



WR Steve Smith Sr.'s 957 receiving yards (on 56 catches) in the postseason rank third among active players (Reggie Wayne - 1,254 & Anquan Boldin - 1,033). Smith Sr. is one of 11 players in NFL history with at least 50 catches, 900 receiving yards and 8 TDs in postseason play. Smith Sr.'s 12 playoff catches of 25+ yards rank third most all time.

NFL POSTSEASON RECEIVING YARDS LEADERS (Active Players)

Rk.	Player	Rec.	Yards	Avg.	LG	TDs
1.	Reggie Wayne	93	1,254	13.5	72t	9
2.	Anquan Boldin	68	1,033	15.2	71t	8
3.	Steve Smith Sr.	56	957	17.1	70	8
4.	Wes Welker	87	846	9.7	47	5
5.	Marques Colston	58	788	13.6	40	4

Smith Sr. Clutch in Pittsburgh:

- In the Ravens' 30-17 win at Pittsburgh last Saturday, Smith Sr. secured 5 catches for 101 yards (20.2 avg.), producing his fourth-career 100-yard playoff game (and the fifth in Ravens history).

RAVENS ARE THE FIRST

The Ravens are the first team under the current playoff format (established in 1990) to win three Wild Card games as a No. 6 seed, doing so in 2008, 2009 and 2014 – all under **John Harbaugh**.

PLAYOFF HISTORY / NOTES

PLAYOFF EXPERIENCE

RAVENS PLAYOFF EXPERIENCE / CURRENT 53-MAN ROSTER

Player	GP	GS	Furthest Game Played In
Terrell Suggs	16	16	Super Bowl (2012* Bal.)
Sam Koch	15	0	Super Bowl (2012* Bal.)
Haloti Ngata	15	15	Super Bowl (2012* Bal.)
Joe Flacco	14	14	Super Bowl (2012* Bal.)
Marshal Yanda	11	11	Super Bowl (2012* Bal.)
Steve Smith Sr.	10	10	Super Bowl (2003 Car.)
Terrence Cody	8	2	Super Bowl (2012* Bal.)
Chris Canty	7	7	Super Bowl (2011* NYG)
Jacoby Jones	7	1	Super Bowl (2012* Bal.)
Albert McClellan	7	0	Super Bowl (2012* Bal.)
Pernell McPhee	7	0	Super Bowl (2012* Bal.)
Torrey Smith	7	6	Super Bowl (2012* Bal.)
Owen Daniels	5	5	AFC Div. (2011, 2012 Hou.)
Gino Gradkowski	5	0	Super Bowl (2012* Bal.)
Kelechi Osemele	5	5	Super Bowl (2012* Bal.)
Bernard Pierce	5	0	Super Bowl (2012* Bal.)
Justin Tucker	5	0	Super Bowl (2012* Bal.)
Courtney Upshaw	5	3	Super Bowl (2012* Bal.)
Lardarius Webb	5	3	AFC Champ. (2011 Bal.)
Antoine Cason	4	1	AFC Div. (2008, 2009 SD)
Elvis Dumervil	4	3	AFC Div. (2011, 2012 Den.)
Lawrence Guy	4	1	AFC Div. (2013 SD)
Daryl Smith	4	4	AFC Div. (2007 Jax.)
DeAngelo Tyson	4	0	Super Bowl (2012* Bal.)
Justin Forsett	3	2	NFC Div. (2010 Sea.)
Jerome Miles	3	0	AFC WC (2011, 2012 Cin., 2014 Bal.)
Aiken, Kamar	1	0	AFC WC (2014 Bal.)
Marlon Brown	1	0	AFC WC (2014 Bal.)
Michael Campanaro	1	0	AFC WC (2014 Bal.)
Matt Elam	1	0	AFC WC (2014 Bal.)
Crockett Gillmore	1	0	AFC WC (2014 Bal.)
Will Hill	1	1	AFC WC (2014 Bal.)
James Hurst	1	1	AFC WC (2014 Bal.)
Ryan Jensen	1	0	AFC WC (2014 Bal.)
Kyle Juszczyk	1	1	AFC WC (2014 Bal.)
Anthony Levine	1	0	AFC WC (2014 Bal.)
Rashaan Melvin	1	1	AFC WC (2014 Bal.)
C.J. Mosley	1	1	AFC WC (2014 Bal.)
Zachary Orr	1	0	AFC WC (2014 Bal.)
Patrick Scales	1	0	AFC WC (2014 Bal.)
Darian Stewart	1	1	AFC WC (2014 Bal.)
Fitzgerald Toussaint	1	0	AFC WC (2014 Bal.)
Brynden Trawick	1	0	AFC WC (2014 Bal.)
John Urschel	1	1	AFC WC (2014 Bal.)
Brandon Williams	1	1	AFC WC (2014 Bal.)
Jeremy Zuttah	1	1	AFC WC (2014 Bal.)
Chris Greenwood	0	0	n/a
Timmy Jernigan	0	0	n/a
Steven Means	0	0	n/a
Eugene Monroe	0	0	n/a
Phillip Supernaw	0	0	n/a
Tyrod Taylor	0	0	n/a
Casey Walker	0	0	n/a

RAVENS COACHING PLAYOFF EXPERIENCE

Player	Games	Furthest Game Advanced
John Harbaugh	28	Super Bowl (2004 Phi., 2012* Bal.)
Brian Pariani	25	Super Bowl ('94* SF, '97*, '98* Den.)
Juan Castillo	24	Super Bowl (2004 Phi., 2012* Bal.)
Dean Pees	21	Super Bowl ('04*, '07 NE, '12* Bal.)
Clarence Brooks	20	Super Bowl (2012* Bal.)
Steve Spagnuolo	20	Super Bowl (2004 Phi., 2007* NYG)
Gary Kubiak	19	Super Bowl ('94* SF, '97*, '98* Den.)
Rick Dennison	18	Super Bowl (1997*, 1998* Den.)
Bob Rogucki	18	Super Bowl (2012* Bal.)
Randy Brown	17	Super Bowl (2004 Phi., 2012* Bal.)
Jerry Rosburg	15	Super Bowl (2012* Bal.)
Craig Ver Steeg	14	Super Bowl (2012* Bal.)
Matt Weiss	11	Super Bowl (2012* Bal.)
Ted Monachino	9	Super Bowl (2012* Bal.)
June Barnett	8	Super Bowl (2012* Bal.)
Todd Washington	7	Super Bowl (2012* Bal.)
Jay Harbaugh	5	Super Bowl (2012* Bal.)
Chris Hewitt	5	Super Bowl (2012* Bal.)
Don Martindale	5	Super Bowl (2012* Bal.)
Drew Wilkins	5	Super Bowl (2012* Bal.)
Bobby Engram	3	NFC Champ. (2011 SF)
Bill DeLorbe	1	AFC WC (2014 Bal.)
Thomas Hammock	1	AFC WC (2014 Bal.)

* Won Super Bowl

CAREER PLAYOFF STANDOUTS

OLB ELVIS DUMERVIL

G	TT	Solo	AS	INT	TD	FF	FR	Sk-Yds	PD
4	9	7	2	0-0	0	1	0	3.5-32.5	0

• Dumervil posted a game-high 2 sacks (-18 yards) in the Ravens' 30-17 Wild Card victory at Pittsburgh last Saturday.

QB JOE FLACCO

Record	Att.	Cmp.	Pct.	Yds	TDs	INT	Rate
10-4	402	225	56.0	2,931	21	8	88.2

• In Baltimore's current five-game playoff winning streak, Flacco has thrown for 1,399 yards, 13 TDs and 0 INTs for a 116.6 rating.

• Flacco was named MVP of Super Bowl XLVII, guiding the Ravens to a 34-31 win over SF by completing 22 of 33 passes for 287 yards, 3 TDs and 0 INTs. He finished the 2012 postseason with 11 TDs and 0 INTs (only Joe Montana, 1989, has accomplished that feat.)

WR/RS JACOBY JONES

G	Rec.	Yds	Avg.	LG	TDs	1st	25+
7	6	150	25.0	70t	2	3	2

• In Baltimore's 38-35 double-OT Divisional win at Denver (1/12/13), QB Joe Flacco and Jones connected on the second-longest pass play in Ravens playoff history (70 yards), which yielded a game-tying TD with 31 seconds remaining to force OT.

• He posted a 108-yard KOR-TD to open the second half of Super Bowl XLVII (2/3/13). Jones added a 56-yard TD catch during that game, his 2nd 50-plus-yard receiving score of the 2012 postseason.

• Here are the Super Bowl single-game records Jones set:

*Most Combined Yards, Game – 290 (206 KOR, 28 PR & 56 rec.)

*Longest Play – 108-yard kickoff return

*Longest Kickoff Return – 108 yards

DT HALOTI NGATA

G	TT	Solo	AS	INT	TD	FF	FR	Sk-Yds	PD
15	47	32	15	0-0	0	1	0	3.5-22	4

• Ngata tallied 2 tackles, 1 sack (-3 yards) and 1 PD in the Ravens' 30-17 Wild Card win at Pittsburgh last Saturday.

WR TORREY SMITH

G	Rec.	Yds	Avg.	LG	TDs	1st	25+
7	17	352	20.7	59t	4	14	5

• In the 2011 AFC Championship game at New England (1/22/12), Smith caught 3 passes for 82 yards and 1 TD.

• In the 2012 Divisional win at Denver, Smith pulled in 3 catches for 98 yards and 2 TDs, including a long score of 59 yards.

WR STEVE SMITH SR.

G	Rec.	Yds	Avg.	LG	TDs	1st	25+
10	56	957	17.1	70	8	36	12

• In the 2005 Divisional Playoff at Chicago while playing for Carolina, Smith Sr. posted 12 catches for 218 yards and 2 TDs.

• Smith Sr. has registered four 100-yard receiving outputs in the playoffs during his career, including a 101-yarder (on 5 catches) in last Saturday's 30-17 Wild Card win at Pittsburgh.

• Smith Sr.'s 957 receiving yards in the postseason rank third among active players (R. Wayne - 1,254 and A. Boldin - 1,033).

OLB TERRELL SUGGS

G	TT	Solo	AS	INT	TD	FF	FR	Sk-Yds	PD
16	81	58	23	1-3	0	4	2	12-77	3

• Suggs is the Ravens' all-time playoff sacks leader and also owns the NFL's most postseason sacks (12) since 2008.

• Suggs' 12 playoff sacks tie (Reggie White) for third most in NFL postseason history (since sacks became an official stat in 1982).

RAVENS WINNING WAYS

SUPER BOWL CHAMPIONS



**Owner Art Modell - 2000
Super Bowl XXXV**

In a magnificent effort showcasing thrilling performances by their defense, offense and special teams units, the Baltimore Ravens win Super Bowl XXXV with a 34-7 victory over the New York Giants. Allowing the Giants a meager 152 total net yards, New York's attack crosses midfield just twice, while Baltimore's "D" posts 4 INTs. LB Ray Lewis is named the game's MVP, capping an accolade-filled season in which he was also tabbed the NFL's Defensive Player of the Year.



**Owner Steve Bisciotti - 2012
Super Bowl XLVII**

Baltimore defeats San Francisco, 34-31, in Super Bowl XLVII, capturing the franchise's second World Championship. After an amazing first-half performance, the Ravens take a commanding 28-6 lead. But following a bizarre, 34-minute power outage that halts play, the 49ers storm back into contention. Clinging to a 34-29 edge late in the game, the Ravens stand firm on a pivotal goal-line stand, jamming SF on four-straight plays inside the 7-yard line. QB Joe Flacco is named the game's MVP.

BEST POSTSEASON MARK

PLAYOFF WINNING PERCENTAGE / SINCE 1970 MERGER

Rk.	Team	Record	Pct.
1.	Baltimore Ravens**	15-7	.682
2.	New York Giants****	20-11	.645
3.	San Francisco 49ers*****	30-19	.612
4.	Dallas Cowboys*****	33-21	.611
	Pittsburgh Steelers*****	33-21	.611

* Number of Super Bowl Titles

JOHN HARBAUGH ERA

(SINCE 2008)

PLAYOFF BERTHS

1. Baltimore Ravens 6
- Green Bay Packers 6
- Indianapolis Colts 6
- New England Patriots 6
- Cincinnati Bengals 5

TOTAL WINS

1. New England Patriots . . 88
2. Baltimore Ravens 82
3. Green Bay Packers 78
4. Pittsburgh Steelers 77
5. Indianapolis, New Orleans . . 75

PLAYOFF WINS

1. Baltimore Ravens 10
- Green Bay Packers 5
- New Orleans Saints 5
- Pittsburgh Steelers 5
- San Francisco, Seattle 5

PLAYOFF GAMES

1. Baltimore Ravens 14
- Green Bay Packers 9
- Indianapolis Colts 9
- New England Patriots 9
5. NO, Pit., SF 8

AFC TITLE GAMES

1. Baltimore Ravens 3
- New England Patriots 3
3. New York Jets 2
- Pittsburgh Steelers 2
5. Denver, Indianapolis 1

PLAYOFF ROAD WINS

1. Baltimore Ravens 7
2. New York Jets 4
3. Green Bay Packers 3
- San Francisco 49ers 3
5. NY Giants, Philadelphia . . . 2

REG. SEASON WIN %

1. New England Patriots . . 750
2. Green Bay Packers 656
3. Baltimore Ravens 643
- Pittsburgh Steelers 643
5. Indianapolis Colts 634

REG. SEASON WINS

1. New England Patriots . . 84
2. Green Bay Packers 73
3. Baltimore Ravens 72
- Pittsburgh Steelers 72
5. Indianapolis Colts 71

SUPER BOWL XXXV & XLVII

The Baltimore Ravens are one of four franchises (New England, NY Giants and Pittsburgh) to win multiple Super Bowls since the year 2000.

NFL'S WINNINGEST FRANCHISES SINCE 2000

TOTAL WINS

1. New England Patriots . . 193
2. Indianapolis Colts 171
3. Pittsburgh Steelers 166
4. Baltimore Ravens 159
- Green Bay Packers 159
6. Philadelphia Eagles 155

SUPER BOWL BERTHS

1. New England Patriots . . . 5
2. New York Giants 3
- Pittsburgh Steelers 3
4. Baltimore Ravens 2
- Indianapolis Colts 2
- Seattle Seahawks 2

SUPER BOWL TITLES

1. New England Patriots . . . 3
2. Baltimore Ravens 2
- New York Giants 2
- Pittsburgh Steelers 2
5. GB, Ind., NO, Sea., TB. . . . 1

CONF. TITLE GAMES

1. New England Patriots . . . 8
2. Philadelphia Eagles 5
- Pittsburgh Steelers 5
4. Baltimore Ravens 4
5. Indianapolis, NY Giants . . . 3
- San Francisco 3

WINNING SEASONS

1. New England Patriots . . 14
2. Indianapolis Colts 13
3. Green Bay Packers 12
4. Baltimore Ravens 11
- Philadelphia, Pittsburgh . . 11

PLAYOFF BERTHS

1. Indianapolis Colts 13
2. New England Patriots . . 12
3. Green Bay Packers 11
4. Baltimore Ravens 10
- Philadelphia Eagles 10

PLAYOFF GAMES

1. New England Patriots . . 26
2. Baltimore Ravens 22
- Indianapolis Colts 22
4. Philadelphia Eagles 20
5. Pittsburgh Steelers 19

PLAYOFF WINS

1. New England Patriots . . 18
2. Baltimore Ravens 15
3. Pittsburgh Steelers 12
4. Indianapolis Colts 11
5. NY Giants, Philadelphia . . 10

COACH HARBAUGH NOTES

COACH HARBS



John Harbaugh has led Baltimore to a playoff berth in six (2008-12 and 2014) of his seven seasons in Baltimore, and in 2012, captured the franchise's second Super Bowl championship. Under his guidance, the Ravens have secured an appearance in three AFC Championships (2008, 2011 & 2012).

Here are several Harbaugh quick hits:

HEAD COACH SNAPSHOT (Baltimore Ravens: 2008-14)

- Overall Career Record . . . 82-44
- Regular Season Record . . . 72-40
- at Home 45-11
- on Road 27-29
- vs. AFC 53-31
- vs. AFC North 27-15
- vs. NFC 19-9
- Playoffs Record 10-4
- Home Playoff Games 2-0
- Road Playoff Games 7-4
- Super Bowl Record 1-0

- The Ravens are one of only four teams (GB, Ind. and NE) to earn a playoff berth in six of the past seven seasons. Baltimore has also won at least one playoff game in each of those postseasons.

- The Ravens' 10 playoff wins since 2008 double the next best teams (GB, NO, Pit., SF & Sea., which have five).

- Harbaugh is the only head coach in NFL history to win a playoff game in each of his first four and five seasons.

- John and his brother, Jim (formerly of the 49ers), are the only head coaches to advance to three conference title games in the first five years as NFL bosses.

- Harbaugh, Tom Landry (Cowboys) and Tom Coughlin (Jaguars/Giants) own the most road playoff victories (7) by a head coach in NFL history.

- Harbs has led the Ravens to 72 reg. season wins since 2008, tying (Pit.) for the NFL's third most. Including playoffs (10-4), the Ravens are 82-44 since '08 (good for the NFL's second-most wins).

NFL WINS / INCLUDING PLAYOFFS (Since Coach Harbaugh's Arrival in 2008)		
Rk.	Team	Total Wins
1.	New England Patriots	88
2.	Baltimore Ravens	82
3.	Green Bay Packers	78

SIX OF SEVEN

In 2012, **John Harbaugh** became the third coach (with Bill Cowher & Chuck Knox) since the 1970 merger to guide his team to the playoffs in each of his first five seasons. With the Ravens' 2014 playoff berth, Harbs became one of eight coaches in NFL history to make the postseason in six of their first seven seasons coaching.

COACHING PLAYOFF BERTHS IN SIX OF FIRST SEVEN SEASONS (NFL History)

Coach (Team)	Seasons
Paul Brown (Browns)	1950-55
John Madden (Raiders)	1969-70, 1972-75
Dennis Green (Vikings)	1992-94, 1996-98
John Robinson (Rams)	1983-86, 1988-89
George Seifert (49ers)	1989-90, 1992-95
Bill Cowher (Steelers)	1992-97
Mike Holmgren (Packers)	1993-98
John Harbaugh (Ravens)	2008-12, 2014

Harbs Stands Alone:

- Harbaugh is the only head coach in NFL history to win a playoff game in six of the first seven seasons of a coaching career (none of the seven other coaches listed above accomplished this feat).

MAKING HIS MARK

John Harbaugh owns the fourth-best winning percentage (.651) among active NFL head coaches (from 2014), compiling an 82-44 overall record (including playoffs). For head coaches who've coached a minimum of 75 games, "Harbs" is second only to Bill Belichick (.661 career winning percentage).

2014 ACTIVE HEAD COACHES / CAREER WINNING PERCENTAGE (Totals Include Regular Season and Playoff Games)

Rk.	Coach	Team	Seasons	Record	Pct.
1.	Jim Harbaugh	49ers	2011-14	49-22-1	.687
2.	Chuck Pagano	Colts	2012-14	35-17	.673
3.	Bill Belichick	Cle./NE	1991-95, 2000-14	230-118	.661
4.	John Harbaugh	Ravens	2008-14	82-44	.651
5.	Mike McCarthy	Packers	2006-14	100-54-1	.648
6.	Bruce Arians	Cardinals	2013-14	21-12	.636

PLAYOFF RECORDS

(Active Coaches in 2014)

Rk.	Coach	Rec.	Pct.
1.	John Harbaugh	10-4	.714
2.	Bill Belichick . . .	19-9	.679
3.	Rex Ryan	4-2	.667
4.	Tom Coughlin . . .	12-7	.632
5.	Jim Harbaugh . . .	5-3	.625
6.	Mike Tomlin	5-4	.556

SUPER BOWL TITLES

(Active Coaches in 2014)

1.	Bill Belichick	3
2.	Tom Coughlin	2
3.	John Harbaugh	1
	Pete Carroll	1
	Mike McCarthy	1
	Sean Payton	1
	Mike Tomlin	1

PLAYOFF MILESTONES

John Harbaugh owns the second-most playoff victories (10) by a head coach in his first seven seasons (since the 1970 merger).

MOST PLAYOFF WINS BY A HEAD COACH / FIRST SEVEN SEASONS (Since 1970 Merger)

Coach (Team)	Playoff Wins	Seasons
Joe Gibbs (Was.)	11	1981-87
John Harbaugh (Bal.)	10	2008-13, 2014
Mike Holmgren (GB)	9	1992-98
George Seifert (SF)	9	1989-95
Tom Flores (Oak./LA)	8	1979-85

Only in First Five:

- "Harbs" is the only head coach in NFL history to win a playoff game in each of his first four and five seasons. He and his brother, Jim (formerly of the 49ers), are also the only coaches to advance to three conference title games in the first five years of a coaching career.

RAVENS COACHING RECORDS

John Harbaugh is the third head coach in Ravens history, producing a 72-40 record (10-4 playoffs) in seven seasons with the franchise.

Coach	Seasons	Regular Season Record	Playoffs Record
John Harbaugh	2008-14	72-40	10-4
Brian Billick	1999-2007	80-64	5-3
Ted Marchibroda	1996-98	16-31-1	n/a

JOHN HARBAUGH SEASON-BY-SEASON

Year	Record	Playoffs (Result)
2014	10-6	1-0 (Divisional berth)
2013	8-8	No playoff berth
2012	10-6	4-0 (won Super Bowl XLVII)
2011	12-4	1-1 (lost in AFC Champ.)
2010	12-4	1-1 (lost in Divisional)
2009	9-7	1-1 (lost in Divisional)
2008	11-5	2-1 (lost in AFC Champ.)

COACH HARBAUGH / ROSBURG NOTES

HARBAUGH TIMELINE

Team	Position	Years
Baltimore Ravens	Head Coach	2008-14
Philadelphia Eagles	Secondary	2007
Philadelphia Eagles	Special Teams Coord.	1998-2006
Indiana University	DBs/Special Teams Coord.	1997
University of Cincinnati	Assistant Head Coach	1995-96
University of Cincinnati	TEs/OLBs/RBs/Special Teams	1989-94
Morehead State	DBs/ST Coord./S&C Coach	1988
University of Pittsburgh	Tight Ends	1987
Western Michigan	Graduate Assistant	1984-86

REGULAR SEASON UNDER HARBS

Regular Season	72-40
vs. AFC North	27-15
vs. AFC	53-31
vs. NFC	19-9
Home	45-11
Away	27-29
On grass	20-15
Artificial turf	52-25
September	17-7
October	13-12
November	22-9
December	17-12
January	3-0
Leading at halftime	57-11
Leading After 3 quarters	65-11
When scoring first	52-12
Positive or even turnover ratio	57-17
Scoring 20 or more points	59-15
Scoring 30 or more points	31-2
Totaling 350 or more net yards	39-11
Rushing for 150 or more yards	24-4
Holding opp. under 250 net yards	25-4
Holding opp. under 21 points	57-11
Holding opp. under 15 points	44-4

HARBS IN ELITE GROUP

With the Ravens posting 10 victories this season, **John Harbaugh** remains one of four coaches in league history to win a Super Bowl and not have a losing season during his time as an NFL head coach. The impressive list includes the following coaches:

SUPER BOWL-WINNING COACHES WITH NO LOSING SEASONS IN A CAREER

Head Coach	Super Bowl Titles	Non-Losing Seasons
Vince Lombardi	2*	10
John Madden	1	10
Mike Tomlin	1	8
John Harbaugh	1	7


*Also won 3 NFL Championships

(Credit: ESPN.com's Jamison Hensley for note/research)

RAVENS' TWO-STRAIGHT TOP 5'S

In 2013, senior NFL writer Rick Gosselin of *The Dallas Morning News* ranked the Ravens' special teams unit No. 5 in the league in his annual comprehensive ratings system that is based on 22 categories, assigning points according to each standing — 1 for best, 32 for worst. In 2012, Gosselin ranked the Ravens' unit No. 2 in the NFL, just behind the Vikings, who finished first.

SPECIAL FORCES



Special teams coordinator/associate head coach **Jerry Rosburg**, a 36-year coaching veteran, has guided a strong special teams group since arriving in Baltimore in 2008.

- Dating back to 2011, Baltimore has 7 total kick return TDs (3 PR & 4 KOR), ranking as the NFL's most.
- In 2012's Super Bowl season, the Ravens' ST units excelled. Led by Pro Bowl **RS Jacoby Jones**, Baltimore ranked first in the NFL in kickoff return average (27.3), also setting a team record. Jones, who became the first player ever to record dual KORs of at least 105 yards in a career, tied for a league-leading 3 kick return TDs (2 KORs & 1 PR) and averaged an NFL-best 30.7 yards per kickoff return. Jones also tied an NFL record for longest KOR in Super Bowl history with his 108-yard KOR-TD. *(In 2014's Week 9 game at Pittsburgh, Jones added another 108-yard KOR-TD to his stellar resume and now has 4 total KOR-TDs over 100 yards during his career.)*
- Led by Jones, the Ravens owned the NFL's best kickoff return average (28.3) in 2014. (His 30.6 mark stood No. 2 in the league.) Impressively, Baltimore has ranked in the NFL Top 5 in KOR average four times over the past seven seasons.

- In 2014, **P Sam Koch** produced the NFL's No. 3 gross average (47.4) and No. 1 net average (43.3), setting the Ravens' single-season records for each.

- Pro Bowl **K Justin Tucker**, who Rosburg scouted and helped sign as a rookie free agent, owns the NFL's second-most FGs (97) since entering the league in 2012. "Tuck" has connected on 97 of 108 FGAs to post an 89.81 success rate, the best mark in league history. He was 29-of-34 (84.4%) in 2014, with his 5 misses coming from 54, 54, 55, 57 & 64 (blocked). In 2013, Tucker set franchise records in FGs made (38) and FGs attempted (41). Going 38-of-41 on FGAs, he produced a franchise-record 140 points.

- Prior to Baltimore, Rosburg built a successful NFL special teams resume with both the Browns (2001-06) and Falcons (2007). Under his leadership, Cleveland's special teams units were consistently ranked among the NFL's best. Over a five-year span (2002-06), the Browns' special teams were ranked as the top NFL unit in Rick Gosselin's annual comprehensive special teams report.

- Four Ravens players have earned Pro Bowl honors while playing for Rosburg: ST **Brendon Ayanbadejo** (2008), K **Billy Cundiff** (2010), **RS Jacoby Jones** (2012) and K **Justin Tucker** (2013).

A STRONG RETURN

Since 2008, when **Jerry Rosburg** became the Ravens' special teams coordinator, Baltimore owns the NFL's No. 1 KOR average (25.4).

NFL KICKOFF RETURN AVERAGE (Since 2008 / Rosburg's Baltimore Tenure)

Rk.	Team	KOR	Yards	Avg.	Long	TD
1.	Baltimore Ravens	348	8,834	25.4	108t	6
2.	New York Jets	383	9,373	24.5	107t	6
3.	New Orleans Saints	307	7,496	24.4	99	1

KICKOFF RETURN AVERAGE (2014 Season)

1.	Adam Jones	31.3
2.	Jacoby Jones	30.6
3.	Knile Davis	28.6
4.	Jarvis Landry	28.1
5.	Benny Cunningham	27.5

KICKOFF RETURN AVERAGE (2014 Season)

1.	Baltimore Ravens	28.3
2.	Kansas City Chiefs	28.0
3.	Indianapolis Colts	28.0
4.	Cincinnati Bengals	27.6
5.	Philadelphia Eagles	27.3

COORDINATORS NOTES

THE KUBIAK ATTACK



Gary Kubiak, a 21-year NFL coaching veteran who spent the past eight seasons (2006-13) as head coach of the Houston Texans, was hired as the Ravens' offensive coordinator on Jan. 27. Under his guidance, Houston earned back-to-back AFC South crowns from 2011-12 and two playoff berths.

Kubiak owns a Texans' franchise-record 63 total wins, posting a 63-66 overall mark (61-64 regular season, 2-2 postseason). Prior to his time with the Texans, Kubiak spent 11 seasons (1995-2005) as the Denver Broncos' offensive coordinator, also coaching the quarterbacks during his first eight seasons. Under his guidance, Denver's offense reached new heights behind the likes of QB John Elway, TE Shannon Sharpe and RB Terrell Davis, with the team earning seven postseason trips and back-to-back Super Bowl titles (1997-98) during that span. As Denver's offensive coordinator, the Broncos averaged NFL bests in yards per game (365.0) and points per game (25.2) from 1995-2005.

RAVENS "O" SETS RECORDS

With **Gary Kubiak** leading Baltimore's offensive charge in 2014, the Ravens recorded the most points (409) and total yards (5,838) in single-season team history. The previous bests were 398 points (2012) and 5,723 yards (1996).

RAVENS OFFENSIVE OUTPUT (Single-Season History)

TOTAL POINTS		TOTAL NET YARDS	
Year	Points	Year	Yards
2014	409	2014	5,838
2012	398	1996	5,723
2003 & 2009	391	2012	5,640

Also in 2014...

- **QB Joe Flacco** set career highs in yards (3,986) and TD passes (27), while **WR Steve Smith Sr.** reached the 1,000-year receiving milestone for the eighth time in his career (1,065 yards on 79 catches). **WR Torrey Smith** posted 11 receiving TDs, a mark that ranks as the second most in Ravens single-season history.

- **RB Justin Forsett** had a career-high 1,266 rushing yards (the NFL's fifth most) and led the league in runs of 20-plus yards (a team-record 17). Forsett's franchise-record 5.4 rushing average ranked No. 1 among NFL RBs.

ON TRACK WITH KUBIAK

Ravens offensive coordinator **Gary Kubiak** (2014) has either been an OC (Denver Broncos, 1995-2005) or head coach (Houston Texans, 2006-13) for 20 NFL seasons. During these 20 seasons...

- Kubiak's offenses have ranked among the NFL's Top 10 scoring units 15 times during his career (including eighth in 2014). Additionally, a Kubiak-led attack has ranked in the NFL's Top 10 in yards per game on 13 separate occasions. (Impressively, Kubiak's offensive units have finished in the Top 5 in yards per game 11 times during his 20 seasons as an OC or HC.)

- Additionally, 15 times, running backs (nine different ones) have topped the 1,000-yard rushing mark under Kubiak, including **RB Justin Forsett** (1,266) in 2014, who ranked fifth in the NFL.

1,000-YARD RUSHERS UNDER GARY KUBIAK

Year	Player (Team)	Yards	Year	Player (Team)	Yards
1995	Terrell Davis (Den.)	1,117	2004	Reuben Droughns (Den.)	1,240
1996	Terrell Davis (Den.)	1,538	2005	Mike Anderson (Den.)	1,014
1997	Terrell Davis (Den.)	1,750	2008	Steve Slaton (Hou.)	1,282
1998	Terrell Davis (Den.)	2,008	2010	Arian Foster (Hou.)	1,616
1999	Olandis Gary (Den.)	1,159	2011	Arian Foster (Hou.)	1,224
2000	Mike Anderson (Den.)	1,487	2012	Arian Foster (Hou.)	1,424
2002	Clinton Portis (Den.)	1,508	2014	Justin Forsett (Bal.)	1,266
2003	Clinton Portis (Den.)	1,591			

PEES LEADS THE "D"



Dean Pees, an 11-year NFL-coaching veteran, was promoted to defensive coordinator on Jan. 27, 2012, after guiding the Ravens' LBs for two seasons. He is the sixth "D" coordinator in franchise history. Pees, who was New England's "D" coordinator from 2006-09, leads a Baltimore unit that in 2014 allowed the NFL's sixth-fewest points (18.9) and the eighth-fewest yards (336.9) per game. Baltimore was one of five teams (Buf., Det., KC & Sea.) to rank in the Top 8 in points and yards allowed.

Pees leads a unit that during the John Harbaugh Era (2008-14)...

- Has allowed the NFL's fewest points (18.2) and the third-fewest net yards (313.2) per game during this span.

POINTS PER GAME ALLOWED (Since 2008)

1. Baltimore	18.2
2. Pittsburgh	18.4
3. San Francisco	18.9

TOUCHDOWNS ALLOWED (Since 2008)

1. Baltimore	206
2. Pittsburgh	217
3. San Francisco	226

TOTAL NET YARDS ALLOWED (Since 2008)

1. Pittsburgh	294.0
2. NY Jets	310.1
3. Baltimore	313.2

OPPONENT PASSER RATING (Since 2008)

1. Baltimore	76.2
2. Green Bay	77.8
3. Pittsburgh	78.8

"D" NUMBERS TO RAVE ABOUT

30

TDs allowed by the Ravens in 2014, the NFL's fourth fewest. Baltimore allowed no more than 1 TD in nine of its 16 games this season.

18.9

Points per game the Ravens allowed in 2014, ranking as the NFL's sixth-best defensive mark.

42.6

Red zone TD percentage for Ravens' opponents in 2014, ranking as the NFL's second-best defensive mark. The Ravens yielded 23 red zone TDs on 54 trips by foes inside the 20.

55.2

Goal-to-goal TD percentage success rate by Ravens opponents in 2014, ranking as the NFL's third-best defensive mark (16 TDs allowed on 29 G-to-G situations).

"D" COORD. BREAKDOWN

Four "D" coordinators in Ravens history have gone on to become NFL head coaches: Marvin Lewis (1996-2001), Mike Nolan (2002-04), Rex Ryan (2005-08) and Chuck Pagano (2011). Former Jaguars head coach Jack Del Rio was the Ravens' LBs coach from 1999-2001, while Atlanta's Mike Smith also coached on the "D" from 1999-2002.

RAVENS DEFENSIVE COORDINATOR BREAKDOWN

D Coord. (Years)	G	Avg. PPG	Net YPG	Rush YPG	Pass YPG
Dean Pees (2012-14)	48	20.8*	341.1	105.5	235.6
Chuck Pagano (2011)	16	16.6	288.9	92.6	196.3
Greg Mattison (2009-10)	32	16.6	309.7	93.6	216.1
Rex Ryan (2005-08)	64	17.6	277.8	84.0	193.8
Mike Nolan (2002-04)	48	18.8	302.0	103.7	198.3
Marvin Lewis (1996-2001)	96	19.0	304.0	93.0	211.0

*Ranks seventh in the NFL since 2012.

OZZIE NEWSOME / PERSONNEL NOTES

WIZARD OF OZ



Ozzie Newsome's legacy is unlike any the game has seen. Known throughout all of sports as a premier leader, Newsome is a Hall of Fame player, the architect of Baltimore's 2000 and 2012 Super Bowl championship teams and an elite personnel evaluator who became the NFL's first African American GM.

"Ozzie's credibility is what stands out the most," head coach **John Harbaugh** states. "And it's not just about what he has accomplished. To me, it's his commitment and focus while striving to do more."

OZZIE NEWSOME CAREER SNAPSHOT

- NFL's first African American General Manager (promoted in 2002)
- Architect of Ravens 2000 & 2012 Super Bowl Championship Teams
- NFL Executive of the Year (2000)
- Pro Football Hall of Fame (class of 1999)
- State of Alabama Hall of Fame (class of 1995)
- National Football Foundation College Hall of Fame and NCAA Hall of Fame (class of 1994)
- 13-Year NFL Tight End with Cleveland Browns (1978-90)
- Three-Time Pro Bowler (1981, 1984-85)
- Four-Time Cleveland Touchdown Club Offensive Player of the Year
- Current Member of Three Major NFL Policy-Making Committees: Competition, Diversity and Player Care Foundation Committees

FIRST-ROUND FINDS

Since moving to Baltimore in 1996, the Ravens, led by **Ozzie Newsome**, have had 19 drafts and selected 19 players in the first round. These picks have earned an amazing 56 combined Pro Bowls, several All-Rookie honors, multiple Defensive Player of the Year Awards and two Super Bowl MVP honors.

RAVENS FIRST-ROUND DRAFT PICKS

Year	Name	Pick	Pro Bowls
1996	T Jonathan Ogden*	4	11
1996	LB Ray Lewis* ++ ~	26	13
1997	LB Peter Boulware*	4	4
1998	CB Duane Starks*	10	
1999	CB Chris McAlister*	10	3
2000	RB Jamal Lewis*=	5	1
2000	WR Travis Taylor	10	
2001	TE Todd Heap*	31	2
2002	S Ed Reed* +	24	9
2003	OLB Terrell Suggs* +	10	6
2003	QB Kyle Boller	19	
2005	WR Mark Clayton*	22	
2006	DT Haloti Ngata*	12	5
2007	G Ben Grubbs*	29	1
2008	QB Joe Flacco^ ~	18	
2009	T Michael Oher*	23	
2011	CB Jimmy Smith	27	
2013	S Matt Elam	32	
2014	LB C.J. Mosley	17	1

* All-Rookie Team ^ Rookie of the Year (NFL.com Fan Vote) ~ Super Bowl MVP
+ Defensive Player of the Year Awards = Offensive Player of the Year Award

Top 10 Quick Hit:

- Of the seven players chosen in the Top 10 by Baltimore, five have earned Pro Bowl status. Two of those players – Peter Boulware and Terrell Suggs – also earned Defensive Rookie of the Year honors.

Late-Round Success Quick Hit:

- The Ravens have found gems later in the first round, including LB Ray Lewis (26th), TE Todd Heap (31st), S Ed Reed (24th), G Ben Grubbs (29th), QB Joe Flacco (18th), CB Jimmy Smith (27th) and LB C.J. Mosley (17th).

NEWSOME'S NFL TREE

GM **Ozzie Newsome** also fosters a working environment that breeds standout coaches. By bringing in individuals who embrace the "Raven way," Newsome aims to create a synergy that manufactures success among scouts, coaches and players. As a result, Baltimore has had many assistants move on to become head coaches on the collegiate and NFL levels.

2014 SEASON HEAD COACHES ROOTED IN RAVENS ORGANIZATION

Head Coach (Team)	Last Position Held w/ Ravens (Years)
Jim Caldwell (Lions)	Offensive Coordinator (2012-13)
Kirk Ferentz (Iowa)	Asst. Head Coach/Offense (1996-98)
Marvin Lewis (Bengals)	Def. Coordinator (1996-2001)
Chuck Pagano (Colts)	Def. Coordinator (2008-11)
Mike Pettine (Browns)	Outside Linebackers (2002-08)
Rex Ryan (Jets)	Asst. Head Coach/Def. Coord. (1999-2008)
David Shaw (Stanford)	Wide Receivers (2002-05)
Mike Smith (Falcons)	Linebackers (1999-2002)
Ken Whisenhunt (Titans)	Tight Ends (1997-98)

- Other former Ravens assistants who became head coaches include Jack Del Rio (Jacksonville), Pat Hill (Fresno State), Hue Jackson (Oakland), Eric Mangini (NY Jets and Cleveland), Mike Nolan and Mike Singletary (San Francisco), Rick Neuheisel (UCLA) and Jim Schwartz (Detroit).

HOMEGROWN

The Ravens have had 33 different players earn Pro Bowl honors since the team's inception in 1996. Of those, 18 are homegrown players – 16 drafted and two signed as a rookie free agent:

RAVENS HOMEGROWN PRO BOWLERS

Year Drafted (Rd.)	Name	Pro Bowls
1996 (1st)	LB Ray Lewis	13
1996 (1st)	T Jonathan Ogden	11
2002 (1st)	S Ed Reed	9
2003 (1st)	OLB Terrell Suggs	6
2006 (1st)	DT Haloti Ngata	5
1997 (1st)	OLB Peter Boulware	4
2007 (3rd)	G Marshal Yanda	4
1999 (1st)	CB Chris McAlister	3
2008 (2nd)	RB Ray Rice	3
2001 (1st)	TE Todd Heap	2
1996 (5th)	WR/RS Jermaine Lewis	2
2007 (4th)	FB Le'Ron McClain	2
2000 (6th)	OLB Adalius Thomas	2
2007 (1st)	G Ben Grubbs	1
2000 (1st)	RB Jamal Lewis	1
2014 (1st)	LB C.J. Mosley	1
2002 (RFA)	LB Bart Scott #	1
2012 (RFA)	K Justin Tucker #	1

Undrafted rookie free agent

Bold indicates 2014 Pro Bowler

2014 PRO BOWLERS

Baltimore's 2014 Pro Bowl players include **OLB Elvis Dumervil**, rookie **LB C.J. Mosley** and **G Marshal Yanda**. Yanda earned his fourth-career honor, tying for the sixth most in team history. Mosley, who became the first Ravens rookie ever to make the Pro Bowl, is also just one of five rookie LBs since 2009 to earn the standout distinction.

ROOKIE LINEBACKERS TO MAKE THE PRO BOWL (Since 2009)

Player	Year
C.J. Mosley (Bal.)	2014
Von Miller (Den.)	2011
Brian Cushing (Hou.)	2009
Clay Matthews (GB)	2009
Brian Orakpo (Was.)	2009

RAVENS TEAM / PERSONNEL NOTES

ROOKIE FREE AGENT GEMS

The Ravens have a history of unearthing rookie free agent gems. On their Divisional 53-man roster, Baltimore has 16 players who entered the NFL as rookie free agents. Of those 16, eight were originally signed by the Ravens (listed below):

ORIGINAL RAVENS ROOKIE FREE AGENT SIGNINGS (On Wild Card Active Roster)

2010: LB Albert McClellan	2013: S Brynden Trawick
2011: LS Patrick Scales	2014: T James Hurst
2012: K Justin Tucker	2014: LB Zachary Orr
2013: WR Marlon Brown	2014: RB Fitzgerald Toussaint

RAVENS RFAS ROSTER STREAK

Rookie free agents **T James Hurst**, **LB Zachary Orr** and **RB Fitzgerald Toussaint** made the Ravens' 53-man Week 1 roster. Their statuses mark the 11th-straight season a RFA has made Baltimore's roster, tying for the NFL's third-longest streak.

CONSECUTIVE SEASONS W/ ROOKIE FA ON WEEK 1 ROSTER (Current NFL Streaks)

Rk.	Team	Seasons
1.	Indianapolis Colts	15
2.	Kansas City Chiefs	12
3.	Baltimore Ravens	11
	Denver Broncos	11
	New England Patriots	11

(Stat credit: Broncos PR)

AFC NORTH CROWNS

The Ravens have produced four AFC North titles since 2002 division realignment, including back-to-back division crowns from 2011-12 under head coach **John Harbaugh**.

MOST AFC NORTH TITLES (Since 2002 Division Realignment)

Rk.	Team	AFC North Titles
1.	Pittsburgh Steelers	6
2.	Baltimore Ravens	4
3.	Cincinnati Bengals	3
4.	Cleveland Browns	0

RAVENS AFC NORTH TITLE SEASONS (Franchise History)

Season	Coach	Final Record	Postseason (Rec.)
2012	John Harbaugh	10-6	SB Champs (4-0)
2011	John Harbaugh	12-4	AFC Champ. (1-1)
2006	Brian Billick	13-3	Div. Game (0-1)
2003	Brian Billick	10-6	WC Game (0-1)

SIX OF PAST SEVEN

Baltimore is one of four teams to earn a playoff berth in six of the past seven seasons, doing so from 2008-12 and in 2014. In each of the years from 2008-12, the Ravens won at least one playoff game.

MOST NFL PLAYOFF BERTHS (2008-14 / Past Seven Seasons)

Berths	Team	Seasons
6	Baltimore Ravens	2008-12, 2014
6	Green Bay Packers	2009-14
6	Indianapolis Colts	2008-10, 2012-14
6	New England Patriots	2009-14

20/20 CLUB

The Ravens' "20/20 Club" includes members of the team's personnel staff who started with the Ravens as young assistants and grew into evaluators with more input. The term "20/20" refers to hiring 20-year-olds for \$20,000. According to **Ozzie Newsome**: "The guys actually started when they were a little older than 20 and for more than \$20,000, but that's what we call them."

RAVENS "20/20 CLUB" GRADUATES (Current Personnel Staff)

Name	Joined Ravens	Current Title
George Kokinis (Cle.)	1991	Senior Personnel Asst.
Eric DeCosta	1996	Assistant General Manager
Joe Hortiz	1998	Director of College Scouting
Chad Alexander	1999	Asst. Dir. of Pro Personnel
Joe Douglas	2000	National Scout
Mark Azevedo	2005	Northeast Area Scout
David Blackburn	2007	West Area Scout
Ian Cunningham	2008	Southeast Area Scout

ELITE AFTER FIVE

TEAMS TO WIN AT LEAST ONE PLAYOFF GAME IN FIVE-CONSECUTIVE POSTSEASONS (Since 1970 Merger)

Team	Cons. Seasons	Years	Wins
Dallas Cowboys	6	1991-96	12
Baltimore Ravens	5	2008-12	9
New England Patriots	5	2003-07	11
Philadelphia Eagles	5	2000-04	7
Green Bay Packers	5	1993-97	9
Oakland Raiders	5	1973-77	7

PLAYOFF PERFORMERS

The Baltimore Ravens have earned 10 playoff berths in their 19-year history (2014, 2012, 2011, 2010, 2009, 2008, 2006, 2003, 2001, 2000). Baltimore's 10 berths since 2000 rank third in the AFC and tie for fourth in the NFL.

MOST NFL PLAYOFF BERTHS (2000-14)

AFC	NFC
13 - Indianapolis	11 - Green Bay
12 - New England	10 - Philadelphia
10 - Baltimore	9 - Seattle
9 - Pittsburgh	7 - NY Giants
8 - Denver	

SUPER BOWLS SINCE 2000

The Baltimore Ravens have won two Super Bowl titles during their 18-year history, capturing the Lombardi Trophy in 2000 and 2012. Baltimore is just one of four NFL franchises to win multiple World Championships since 2000.



MOST SUPER BOWL CHAMPIONSHIPS (Since 2000 Season)

Titles	Team	Seasons
3	New England Patriots	2001, 2003-04
2	Baltimore Ravens	2000, 2012
2	New York Giants	2007, 2011
2	Pittsburgh Steelers	2005, 2008

MILESTONES / RANKINGS

2014 MILESTONES

OFFENSE

- The Ravens set a single-season franchise record by scoring 409 points in 2014, breaking 2012's 398 mark.
- The Ravens set a single-season franchise record by producing 5,838 yards of offense, breaking the 5,723 figure from 1996. Baltimore (345 first downs in 2014) also surpassed the single-season franchise record of 338 first downs from 1996.

TE OWEN DANIELS

- Became the 35th TE in NFL history to gain 5,000 receiving yards (has 5,144)
- Has caught a pass in 103-consecutive regular season games played, tying Jason Witten for the longest active streak among NFL TEs.

OLB ELVIS DUMERVIL

- Earned his fourth Pro Bowl after recording a franchise-record and career-high-tying 17 sacks (fourth time in his career he produced double-digit sacks). The 17 QB drops were the NFL's third-highest total, while his -127.5 sack yards ranked second and are also a franchise record.
- Combined with OLB Terrell Suggs (12) to form the NFL's top sack duo (a franchise-record 29 QB drops).

QB JOE FLACCO

- Started all 16 games for the seventh-straight year, with 112-consecutive starts ranking as the most in Ravens franchise history.
- Became the fastest player in NFL history (since 1970 merger) to toss 5 TDs (16 minutes and 3 seconds into the game), producing a franchise-record 146.0 QB rating in the 48-17 win at TB (10/12)
- Surpassed 25,000-career passing yards (now has 25,531)
- Set career marks in TD passes (27), passing yards (3,986) and fewest times sacked (19)

RB JUSTIN FORSETT

- Led the NFL in yards per carry (5.4) among RBs, 20-plus-yard rushes (17) and ranked fifth in rushing yards (1,266)
- Crossed the 1,000-yard rushing plateau for the first time in his career while becoming the first Raven since Jamal Lewis (2003) to rush for 100 yards in three-consecutive games (games 10-12)
- Rushed for a career-high 182 yards (8.3 avg.) and a career-high-tying 2 TDs in the 34-27 win at NO (11/24), becoming the first player in team history to rush for at least 100 yards and 2 TDs in consecutive contests

DT TIMMY JERNIGAN

- Played in 12 games and tallied 4 sacks (-27 yards), the most QB drops by a Ravens' rookie DT in franchise history

WR/RS JACOBY JONES

- Highlighted by his third-career 108-yard KOR-TD, Jones ranked second in the NFL in KOR average (30.6).

P SAM KOCH

- Produced the NFL's No. 3 gross average (47.4) and No. 1 net average (43.3), setting the Ravens' single-season records for each.
- Has played in 144-consecutive games, a streak that ranks first in Ravens franchise history

LB C.J. MOSLEY

- Earned the first Pro Bowl honor of his career, becoming the first rookie in Ravens franchise history to reach the NFL's All-Star game.
- Was the NFL's only player to post at least 125 tackles, 3 sacks and 2 INTs, joining Daryl Smith (2013) and Ray Lewis (1998, 1999, 2000 & 2001) as the only Ravens to accomplish the feat in a single season.

ILB DARYL SMITH

- Registered 127 tackles, 1 sack, 1 INT and 2 FFs, becoming one of just two NFL players (Lavonte David) to post at least 200 tackles, 5 sacks, 4 INTs and 4 FFs over the past two seasons (2013-14)
- Totaled 27 PD over the past two seasons (2013-14), including 9 in 2014, the most among NFL linebackers

2014 MILESTONES CONT'D

WR STEVE SMITH SR.

- Became the 19th player in NFL history with 900-career receptions (now has 915) and passed Hall of Fame WR Andre Reed (13,198) for 14th on the NFL's all-time receiving yards chart (13,262)
- Posted 5 receptions for 110 yards and 1 TD (a 56-yarder) in the 48-17 victory at TB (10/12), becoming the fourth player in NFL history (James Lofton – 1991, Jerry Rice – 1998, Joey Galloway – 2007) with 3 TD catches of 50-plus yards in a season at age 35 or older
- Tied the Ravens' franchise record (Mark Clayton – 2006 and Michael Jackson – 1996) with four 100-yard receiving games
- Smith Sr. (1,065 yards on 79 catches in 2014) reached the 1,000 milestone for the eighth time in his career. It also marked the 11th 1,000-yard receiving season by a Raven.

WR TORREY SMITH

- Led the team with a career high in TD receptions (11), becoming the first Raven with double-digit receiving scores since 1996 (Michael Jackson, 14)

OLB TERRELL SUGGS

- Became just the 31st player in NFL history to amass 100-career sacks (now has 106.5 QB drops for -760 sack yards, with each ranking first in Ravens franchise history)
- Produced 12 sacks, marking the sixth double-digit sack campaign of his 12-year career, and combined with Elvis Dumervil (17) to form the NFL's top sack duo (a franchise-record 29 QB drops)
- Tied a franchise record with sacks in five-consecutive games
- Posted his 800th tackle (now has 823)

K JUSTIN TUCKER

- Became the most accurate kicker in NFL history at 89.8% on 97-of-108 kicking (min. 100 attempts)
- Tucker (401 career points) became the second-fastest kicker in NFL history to reach the 400-point milestone, doing so in his 48th game. (Hall of Famer Jan Stenerud did it in 47 games.)

NFL IRONMEN

Among NFL players, **QB Joe Flacco** (112) & **WR Torrey Smith** (62) rank third and second, respectively, at their positions for most consecutive games started.

CONSECUTIVE GAMES STARTED / CURRENT NFL STREAKS

QUARTERBACKS	WIDE RECEIVERS
1. Eli Manning (NYG)167	1. Vincent Jackson (TB) 68
2. Philip Rivers (SD)144	2. Torrey Smith (Bal.) 62
3. Joe Flacco (Bal.)112	3. Demaryius Thomas (Den.) . .48
4. Tom Brady (NE)96	4. Jordy Nelson (GB)33

BALTIMORE'S IRONMEN

P Sam Koch (144-straight contests) has not missed a game in his NFL career, a streak that ranks first in Ravens franchise history.

RAVENS CONSECUTIVE GAMES PLAYED / CURRENT STREAKS

Rk.	Player	Games
1.	Sam Koch	144
2.	Joe Flacco	112
3.	Torrey Smith	64

RAVENS CONSECUTIVE GAMES PLAYED / ALL-TIME STREAKS

Rk.	Player	Games	Years
1.	Sam Koch	144	2006-present
2.	Jarret Johnson	129	2003-11
3.	Joe Flacco	112	2008-present
4.	Peter Boulware	111	1997-2003
5.	Matt Stover	110	2002-08

2014 HONORS / TURNOVER INFO

2014 HONORS

OLB ELVIS DUMERVIL

- Pro Bowl (fourth selection)
- *Associated Press* First-Team All-Pro
- AFC Defensive Player of the Week (Week 14 at Miami)



QB JOE FLACCO

- AFC Offensive Player of the Week (Week 6 at Tampa Bay)
- FedEx Air NFL Player of the Week (Week 6 at Tampa Bay)
- FedEx Air NFL Player of the Week (Week 17 vs. Cleveland)

RB JUSTIN FORSETT

- Pro Bowl First Alternate
- Team MVP (as voted by the Baltimore media)
- AFC Offensive Player of the Week (Week 10 vs. Tennessee)
- AFC Offensive Player of the Week (Week 12 at New Orleans)

RS JACOBY JONES

- Pro Bowl First Alternate

FB KYLE JUSZCZYK

- Pro Bowl First Alternate

LB C.J. MOSLEY

- Pro Bowl (first selection)
- *Associated Press* Second-Team All-Pro
- NFL Defensive Rookie of the Month (October)
- NFL Defensive Rookie of the Month (December)



P SAM KOCH

- Pro Bowl First Alternate

WR TORREY SMITH

- Media Good Guy (as voted by the Baltimore Media)

OLB TERRELL SUGGS

- Pro Bowl First Alternate

K JUSTIN TUCKER

- AFC Special Teams Player of the Month (November)
- AFC Special Teams Player of the Week (Week 3 at Cleveland)

CB/RS LARDARIUS WEBB

- Ed Block Courage Award (as voted by his teammates)

G MARSHAL YANDA

- Pro Bowl (fourth selection)
- *Associated Press* First-Team All-Pro



FINAL 2014 PLAYER RANKINGS

Player	Category	No.	AFC Rank	NFL Rank
Elvis Dumervil	Sack Yards	127.5	2	2
Elvis Dumervil	Sacks	17.0	3	3
Justin Forsett	Rushing YPC (RBs)	5.4	1	1
Justin Forsett	20 + Yard Rushes	17	1	1
Justin Forsett	10 + Yard Rushes	40	1	2
Justin Forsett	Rushing Yards	1,266	2	5
Justin Forsett	Rushing Touchdowns	8	3t	8t
Justin Forsett	Scrimmage Yards	1,529	5	10
Jacoby Jones	Longest KOR	108t	1	1
Jacoby Jones	Single-Game KOR Yards	188	1	2
Jacoby Jones	KOR Average	30.6	2	2
Jacoby Jones	Punt Return Average	9.2	5	9t
Sam Koch	Net Punting Average	43.3	1	1
Sam Koch	Gross Punting Average	47.4	2	3
Sam Koch	Longest Punt	73	3	4
C.J. Mosley	Total Tackles	129	3	8
Daryl Smith	Total Tackles	127	4	9
Torrey Smith	Receiving TDs	11	5t	10t
Terrell Suggs	Sack Yards	87	4	7
Terrell Suggs	Sacks	12.0	6	9t
Justin Tucker	KO Touchbacks	60	3	4
Justin Tucker	Field Goals Made	29	6t	8t
Justin Tucker	Leading Scorers (Ks)	129	6	10

LITTLE GIVE, PLENTY TAKE

Since head coach **John Harbaugh** took over the Ravens in 2008, Baltimore has compiled a +38 turnover margin, ranking as the NFL's fourth-best mark. (The Ravens were +2 in 2014.)

NFL'S TOP TURNOVER MARGIN / SINCE 2008

Rk.	Team	Turnover Diff.	Take-Aways	Give-Aways
1.	New England	+98	217	119
2.	Green Bay	+83	210	127
3.	San Francisco	+47	195	148
4.	Baltimore	+38	190	152

MOST TAKE-AWAYS (Since 2008)

1.	Chicago	222
2.	New England	217
3.	Green Bay	210
4.	NY Giants	206
5.	Philadelphia	197

FEWEST GIVE-AWAYS (Since 2008)

1.	New England	119
2.	Green Bay	127
3.	San Francisco	148
4.	Baltimore	152
5.	Atlanta	153

PROTECT THAT PIGSKIN

During the **John Harbaugh** Era (since 2008), the Ravens have produced 33 games without turning the ball over, a mark that ranks fourth best in the NFL. Baltimore's record is 29-4 in those contests.

ZERO-TURNOVER GAMES (Since 2008)

Rk.	Team	Zero-Turnover Games
1.	New England Patriots	43
2.	Green Bay Packers	36
3.	San Francisco 49ers	35
4.	Baltimore Ravens	33
5.	Indianapolis Colts	30

TURNOVER TABLE SINCE 2000

Year	TA/TO	Plus/Minus	Record
2014	22/20	+2	10-6
2013	24/29	-5	8-8
2012	25/16	+9	10-6
2011	25/23	+2	12-4
2010	27/20	+7	12-4
2009	32/22	+10	9-7
2008	34/21	+13	11-5
2007	23/40	-17	5-11
2006	40/23	+17	13-3
2005	26/36	-10	6-10
2004	34/23	+11	9-7
2003	41/38	+3	10-6
2002	31/32	-1	7-9
2001	28/36	-8	10-6
2000	49/26	+23	12-4
Total	461/401	+60	144-96

Since 2000, here are the Ravens' records in a game:

When turnover ratio is +2 or better.....67-3
 When turnover ratio is +1 or better.....95-11
 When turnover ratio is even.....25-18
 When turnover ratio is negative.....23-67

67-3

Since 2000, the Ravens own a 67-3 record when posting at least a +2 turnover margin in a game, with the only losses coming in 2010 in a 23-20 OT thriller at NE, in 2012 in a 24-23 dramatic game at Phi. and in Week 13 this season in a tight 34-33 loss vs. SD.

THAT M&T MAGIC

THE M&T ADVANTAGE

Under **John Harbaugh**, the Ravens have won 36 of their last 43 regular season home games and are 45-11 in games played in Baltimore, ranking as the NFL's second-best home mark since the 2008 NFL campaign began.

NFL'S BEST REGULAR SEASON HOME RECORDS (John Harbaugh Era / Since 2008)

Rk.	Team	Record	Pct.
1.	New England Patriots	49-7	.875
2.	Baltimore Ravens	45-11	.804
3.	Green Bay Packers	44-11-1	.795

HISTORY OF DOMINANCE

Simply put, the Ravens have been dominant at home since the day they arrived in Baltimore. Below are the Ravens' respective home records and corresponding NFL rankings during several periods.

RAVENS HOME RECORDS / NFL RANKINGS

Time Period (Milestone)	Record	NFL Rank
Since 2010 (Past Four-Plus Seasons)	33-7	3
Since 2008 (John Harbaugh Arrival)	45-11	2
Since 2000 (Super Bowl Season)	91-29	2
Since 1998 (M&T Bank Stadium Opened)	99-37	3
Since 1996 (Team's Inception)	106-45-1	4t

CHARM CITY SHUTDOWN

The Ravens' defense has been dominant at home over the past several seasons with **John Harbaugh** at the team's helm. Since 2008, Baltimore has only allowed foes to score an average of 20-or-more points once (2012) at M&T Bank Stadium.

RAVENS POINTS PER GAME ALLOWED AT HOME (2008-14)

Rk.	Season	Points/Game	NFL Rank
1.	2008	10.0	1
2.	2009	11.9	1
3.	2014	13.6	1
4.	2011	14.9	3
5.	2010	16.5	6
6.	2013	17.6	5
7.	2012	22.4	20

NOT IN OUR HOUSE

FEWEST POINTS/GAME ALLOWED AT HOME (2014 Season)

1.	Baltimore	13.6
2.	Seattle	15.4
3.	Detroit	15.6
4.	Kansas City	15.8

The Ravens allowed 13.6 points per game at "The Bank" in 2014, ranking as the NFL's top home average. Baltimore has permitted an NFL-best 15.3 ppg at home during the **John Harbaugh** Era. Under "Harbs," the Ravens are 24-0 at home when allowing 10 points or less.

THE M&T QB CRUSH

MOST SACKS AT HOME / SINCE 2011

Rk.	Team	Sacks	Yards
1.	Minnesota Vikings	101	644
2.	Baltimore Ravens	100	681
	Buffalo Bills	100	638

• The Ravens tallied at least 5 sacks in three home games in 2014 (10/19 vs. Atl., 11/9 vs. Ten. and 12/14 vs. Jax.). Since 2011, Baltimore has at least 5 sacks in seven different home games (all victories).

M&T BANK SECURITY

The Ravens' "D" has been stout at home for many seasons. Since 2003, Baltimore ranks first in fewest points allowed per game among NFL home teams. The Ravens have also registered the most INTs (127) and most sacks (269) among home teams.

BEST NFL DEFENSES AT HOME (Since 2003)

TOTAL DEFENSE (Fewest Yards Allowed)	POINTS PER GAME (Fewest Allowed)
1. Pittsburgh 284.1	1. Baltimore 15.6
2. Baltimore 288.0	2. New England 16.8
3. NY Jets 302.2	3. Seattle 17.2

INTERCEPTIONS (Most in NFL)	SACKS (Most in NFL)
1. Baltimore 127	1. Baltimore 269
2. Chicago 124	2. Minnesota 264
3. New England 123	3. NY Giants 262

HOME FAST FACTS

- Under head coach **John Harbaugh**, the Ravens are 16-5 in home games played against AFC North foes.
- Baltimore has won 11 of its last 13 home games vs. AFC North foes.
- In the Ravens' 19-year history, Baltimore has hosted 17 games when the temperature was below 40 degrees. Impressively, the Ravens are 15-2 in these contests, winning 15 of the past 16.
- The Ravens are 11-5 at home in the month of December under coach Harbaugh and 31-13 in such games during their 19-year history.
- Under coach Harbaugh, the Ravens are 12-2 in November home games, producing the NFL's best such mark since 2008. The Ravens have won 10 of their past 11 home games in November.
- The Ravens are 11-1 at home all time against teams from the West Coast (Oak. – 5-0, SD – 2-1, SF – 2-0 and Sea. – 2-0).
- Baltimore has won 16 of its last 17 home games vs. NFC teams.
- Under coach Harbaugh, the Ravens are 13-1 in September home games, ranking as the NFL's best such mark since 2008. The Ravens have won 16 of their past 17 home games in September.

AT HOME UNDER HARBAUGH

15.3

Points per game Baltimore has permitted at home since 2008, the NFL's best defensive mark (SF is next at 17.1).

67

Interceptions by the Ravens at home since 2008, tying (Chi. and NE) for the NFL's fifth most.

70.3

Passer rating the Ravens have forced for opposing QBs at M&T Bank Stadium since 2008, the NFL's top defensive mark.

293.4

Yards per game the Ravens' defense has permitted at home since 2008, ranking as the NFL's third-stingiest average during that span.

1,432-855

Ratio the Ravens have outscored opponents at home since 2008, limiting foes to 15.3 points per game. In their 45 wins during this span, the margin of victory has been 12.8 ppg.

TEAM NOTES / INFORMATION

GROUND GAME GRIT

During the **John Harbaugh** Era (since 2008), Baltimore has rushed for a strong 144.4 yards per game in December/January and has allowed a stout 95.5 rushing yards per game in those months. Those marks rank third and second, respectively.

RUSHING YARDS PER GAME: DECEMBER/JANUARY (Since 2008)

Rk.	Team	Att.	Yds.	TD	YPG
1.	Carolina Panthers	1,071	5,655	46	171.4
2.	New York Jets	1,143	4,965	37	146.0
3.	Baltimore Ravens	985	4,621	31	144.4

RUSHING YARDS ALLOWED PER GAME: DECEMBER/JANUARY (Since 2008)

Rk.	Team	Att.	Yds.	TD	YPG
1.	San Francisco 49ers	851	3,112	20	94.3
2.	Baltimore Ravens	828	3,056	17	95.5
3.	Pittsburgh Steelers	791	3,132	16	97.9

SECURITY DETAIL

The Ravens allowed 19 sacks in 2014, ranking as the NFL's second fewest. Baltimore's 19 QB drops permitted rank as the second-best mark in team history (17 in 2006).

NFL'S FEWEST SACKS ALLOWED (2014 Season)

Rk.	Team	Sacks
1.	Denver Broncos	17
2.	Baltimore Ravens	19
3.	Cincinnati Bengals	23
4.	Houston Texans	26
	New England Patriots	26

SACK DIFFERENTIAL

The Ravens owned the NFL's No. 1 sack differential (+30) in 2014, allowing just 19 QB drops while registering 49. (Baltimore's 49 sacks in 2014 tied, Phi., as the NFL's second most, and its 19 permitted rank as the league's second fewest.)

NFL'S BEST SACK DIFFERENTIAL (2014 Season)

Rk.	Team	Diff.	Sacks	Sacks Allowed
1.	Baltimore Ravens	+30	49	19
2.	Denver Broncos	+24	41	17
3.	Philadelphia Eagles	+17	49	32
5.	Buffalo Bills	+15	54	39
4.	New England Patriots	+14	40	26

FIERCE PASS RUSH

Led by **OLB Elvis Dumervil's** 17 QB drops, the Ravens' defense racked up 49 sacks in 2014, producing the NFL's second-most QB drops (tied with Philadelphia). The 49 also tie (1999) for the second most in Ravens single-season history.

NFL SACKS LEADERS (2014 Season)

1.	Buffalo	54
2.	Baltimore	49
	Philadelphia	49

RAVENS SACKS (Single-Season Records)

1.	2006	60
2.	2014	49
	1999	49

2014 COACHING STAFF

Coach	Position	NFL Exp.	Ravens Exp.
John Harbaugh	Head Coach	17	7
Jerry Rosburg	Special Teams Coord./Assoc. Head Coach	14	7
Gary Kubiak	Offensive Coordinator	21	1
Dean Pees	Defensive Coordinator	11	5
Juney Barnett	Asst. Strength and Conditioning	9	3
Clarence Brooks	Defensive Line	22	10
Juan Castillo	Offensive Line	20	2
Bill DeLorbe	Cross Training Specialist	1	1
Rick Dennison	Quarterbacks	20	1
Bobby Engram	Wide Receivers	2	1
Thomas Hammock	Running Backs	1	1
Jay Harbaugh	Offensive Quality Control	3	3
Chris Hewitt	Assistant Defensive Backs	3	3
Don Martindale	Inside Linebackers	10	3
Ted Monachino	Linebackers	9	5
Brian Pariani	Tight Ends	24	1
Bob Rogucki	Strength and Conditioning	24	7
Steve Spagnuolo	Secondary/Assistant Head Coach	16	2
Craig Ver Steeg	Senior Offensive Assistant	9	7
Todd Washington	Assistant Offensive Line	4	4
Matt Weiss	Def. Quality Control/LBs Assistant	6	6
Randy Brown	Kicking Consultant	11	7
Drew Wilkins	Coaching Staff Assistant	5	5
Megan McLaughlin	Exec. Asst./Football Info. Manager	13	10
Dan Parsons	Assistant to Head Coach	4	4

CONVINCING FASHION

The Ravens averaged 25.6 points per game (the NFL's eighth-best figure). On defense, Baltimore permitted just 18.9 points per contest, ranking as the league's sixth-best mark. Baltimore's +107 differential stood No. 6 in the NFL during the 2014 campaign.

NFL TOTAL POINTS DIFFERENTIAL (2014 Season)

Rk.	Team	Points For	Points Against	Differential
1.	New England	468	313	+155
2.	Seattle	394	254	+140
3.	Green Bay	486	348	+138
4.	Denver	482	354	+128
5.	Dallas	467	352	+115
6.	Baltimore	409	302	+107

IN GOOD STANDING

The Ravens consistently boast one of the NFL's top special teams units, and this season was no different. In 2014, Baltimore was the only team to rank in the Top 5 in both starting position after kickoff (24.1-yard line) and opponent starting position after kickoff (20.1-yard line). The Ravens were fourth (tied) and first, respectively.

AVG. STARTING POSITION AFTER KICKOFF (2014 Season)

1.	Kansas City	25.9
2.	Minnesota	25.1
3.	Cincinnati	24.7
4.	Baltimore	24.1
	NY Jets	24.1

OPP. AVG. STARTING POSITION AFTER KICKOFF (2014 Season)

1.	Baltimore	20.1
2.	Cleveland	20.2
3.	Indianapolis	20.4
4.	Arizona	20.6
5.	Buffalo	20.7

DEFENSIVE NOTES

STRONG SCORING "D" IN '14

Baltimore's defense ranked in the Top 6 in several scoring categories, including sixth in points allowed per game (18.9).

POINTS PER GAME ALLOWED

1. Seattle 15.9
2. Kansas City 17.6
3. Detroit 17.6
4. Buffalo 18.1
5. Arizona 18.7
6. Baltimore 18.9

OPP. GOAL-TO-GOAL TD EFFICIENCY

1. San Diego 51.9
2. Kansas City 53.6
3. Baltimore 55.2
4. NY Giants 55.6

OPP. RED ZONE TD PCT.

1. Kansas City 38.9
2. Baltimore 42.6
3. Arizona 43.9
4. St. Louis 46.2
5. Cleveland 46.3
6. Hou./NE 47.8

RED ZONE TAKE-AWAYS

1. Baltimore 6
- Atlanta 6
- Detroit 6
- Houston 6

RAVENS IN THE RED

• Baltimore is the only team to rank among the NFL's Top 5 in red zone defense in 10 of the past 11 seasons, including a streak of nine straight from 2004-12. Baltimore is also the only NFL team to rank in the Top 7 in each of the past 11 years.

• The Ravens have ranked in the NFL's Top 5 in red zone "D" for 10 of the past 11 seasons: 2004 (second), 2005 (fifth), 2006 (first), 2007 (third), 2008 (second), 2009 (fourth), 2010 (fifth), 2011 (first), 2012 (second), 2013 (seventh) & 2014 (second).

BALTIMORE BOOKENDS

RAVENS TOP SACK DUOS (Single-Season Franchise History)

Rk.	Year	Player (Sacks)	Player (Sacks)	Cmb. Sacks
1.	2014	Elvis Dumervil (17)	Terrell Suggs (12)	29.0
2.	2006	Trevor Pryce (13)	Adalius Thomas (11)	24.0
3.	1998	Michael McCrary (14.5)	Peter Boulware (8.5)	23.0

GET 'EM OUT

Since **Dean Pees** was named the Ravens' "D" coordinator in 2012, Baltimore has forced the NFL's second-most three-&-outs (153). The Ravens produced the league's second-most three-and-outs (54) in 2013, and in 2014, had 43 (tying, NYG, for ninth in the NFL). Baltimore's 23.9 defensive three-and-out percentage ranked sixth.

DEFENSIVE THREE-AND-OUTS (Since 2012)

Rk.	Team	3-&-Out Drives
1.	Denver Broncos	164
2.	Baltimore Ravens	153
3.	Arizona Cardinals	149

NO 100s HERE

The Ravens haven't allowed a 100-yard rusher in 26-straight games, ranking as the NFL's longest active streak. The last player to gain "100" was Green Bay's Eddie Lacy (120) on 10/13/13.

LONGEST CURRENT STREAKS / CONSECUTIVE GAMES WITHOUT ALLOWING 100-YARD RUSHER

Rk.	Team	Games
1.	Baltimore Ravens	26
2.	New England Patriots	8

Rush "D" Quick Hits:

- From 2006-09, the Ravens produced a 39-game streak of not allowing a 100-yard rusher.
- The Ravens allowed 3.62 yards per carry in 2014, the NFL's third-best mark. Baltimore's 88.3 permitted rushing yards per game ranked fourth.

"D" NUMBERS TO RAVE ABOUT

8-0

The Ravens' record since 2010 when producing a defensive TD. Only Kansas City (11-0) and Seattle (15-0) have also gone undefeated during this span when posting a D-TD.

15

Games the Ravens have not allowed an opponent to score a TD, ranking as the NFL's second-best mark (SF, 18) since 2008.

19

Consecutive seasons the Ravens' defense has held opponents to a 4.0 rushing average or less, the NFL's longest such streak.

87

Goal-to-go TDs allowed by the Ravens since 2008, ranking as the NFL's fewest (Pittsburgh is next with 92).

SHUTOUT CITY

Since 2000, Baltimore's "D" has tied (Seattle) to produce the NFL's most shutouts, blanking opponents nine times. The Ravens' last shutout came on 11/16/09 in a 16-0 Monday night win at Cleveland.

NFL SHUTOUT LEADERS (Since 2000)

Rk.	Team	Shutouts
1.	Baltimore / Seattle	9
2.	New England / Pittsburgh	8

AN OFFENSIVE DEFENSE

Since 1996, the Ravens own 54 defensive TDs, scoring at least one in each season of the franchise's existence, including **S Will Hill's** 44-yard INT-TD in Week 12 at NO. Baltimore is 43-7 all time when tallying a D-TD, and since 2003, owns the NFL's third most (41), going 32-5.

NFL DEFENSIVE TOUCHDOWNS (Since 2003)

Rk.	Team	D-TDs
1.	Green Bay Packers	46
2.	Chicago Bears	42
3.	Baltimore Ravens	41

INTERCEPTION TDs (Since 2003)

1.	Chicago 33
2.	Baltimore 31
	Green Bay 31

15 YEARS OF DOMINANCE

Dating back to their 2000 Super Bowl-winning season, the Ravens' "D" ranks in the Top 3 in most significant categories.

TOTAL DEFENSE (Yards Allowed Since 2000)

1. Pittsburgh 288.1
2. Baltimore 298.3
3. NY Jets 316.3

TAKE-AWAYS (Most Since 2000)

1. Chicago 467
2. New England 465
3. Baltimore 462

3RD-DOWN CONV. PCT. (Pct. Since 2000)

1. Baltimore 34.7
2. Philadelphia 35.4
3. Chicago 35.9

INTERCEPTIONS (Most Since 2000)

1. Green Bay 300
2. Tampa Bay 291
3. Baltimore 287

POINTS PER GAME (Fewest Allowed Since 2000)

1. Baltimore 17.7
2. Pittsburgh 17.9
3. New England 18.9

RUSHING YARDS/GAME (Fewest Allowed Since 2000)

1. Pittsburgh 90.7
2. Baltimore 92.8
3. Minnesota 104.3

4TH-DOWN CONV. PCT. (Pct. Since 2000)

1. Baltimore 41.5
2. New England 42.8
3. Philadelphia 43.7

OPPONENT QB RATING (Lowest Since 2000)

1. Baltimore 73.7
2. Pittsburgh 76.6
3. Green Bay 77.4

OFFENSIVE NOTES

"O" RECORDS SET IN WEEK 6

The Ravens' 48-17 victory at Tampa in Week 6 was a record-breaking (or tying) offensive affair. Here are the notable franchise marks from the game:

- **Points in a Road Game:** 48 – Ravens record
- **First-Half Points:** 38 – Ravens record
- **First-Quarter Points:** 28 – Ravens record
- **Points in a Quarter on Road:** 28 (first quarter) – Ravens record
- **Passer Rating:** 146.0, Joe Flacco – Ravens record
- **Passing TDs in a Quarter:** 4 (first quarter), Joe Flacco – Ravens record
- **First Quarter Passing TDs:** 4, Joe Flacco – *ties NFL record*
- **Passing TDs:** 5, Joe Flacco – Ravens record (tied Tony Banks, 9/10/00 vs. Jax.)
- **Total Points in a Half:** 38 (first half) – Ravens 2nd most
- **Total Points:** 48 – Ravens 2nd most (tied with two other occasions)
- **Total TDs:** 6 – Ravens 2nd most (tied with two other occasions)



PLENTY OF POINTS

In Week 6's win at Tampa Bay, Baltimore scored 48 points, tying the franchise's No. 2 single-game mark and setting a new road game standard. The 48 also rank as the NFL's most road points in 2014.

RAVENS SINGLE-GAME POINTS (Franchise History)

Pts.	Game	Result
55	11/11/12 vs. Oak.	W, 55-20
48	10/12/14 at TB	W, 48-17
48	12/13/09 vs. Det.	W, 48-3
48	12/19/05 vs. GB	W, 48-3

MOST POINTS ON THE ROAD (2014 NFL Season)

Rk.	Team	Pts.	Game
1.	Baltimore	48	10/12 at TB
2.	NY Giants	45	9/25 at Was.
3.	Dallas	44	12/28 vs. Was.
	Indianapolis	44	9/21 at Jax.

POINTS ON THE ROAD

The Ravens averaged 25.8 points per game *on the road* in 2014, fifth best in the NFL. Baltimore scored at least 23 points in six road games.

NFL POINTS PER GAME ON THE ROAD / 2014 SEASON

Rk.	Team	Points	Points/Game
1.	Dallas Cowboys	275	34.4
2.	Indianapolis Colts	234	29.3
3.	New Orleans Saints	215	26.9
4.	Philadelphia Eagles	213	26.6
5.	Baltimore Ravens	206	25.8

LIMITING THE ERRORS

The Ravens committed just 16 turnovers in their 2012 Super Bowl-winning campaign, producing a franchise single-season low. (They had 20 in 2014.) In team history, Baltimore's fewest penalties committed occurred during the 2001 season.

FEWEST PENALTIES (Ravens Single-Season History)

Year	Penalties
2001	89
2010	90
2011	92
1996/2004	94

Ravens had 111 penalties in '14

FEWEST TURNOVERS (Ravens Single-Season History)

Year	TO
2012	16
2014	20
2010	20
2008	21

MAKE 'EM COUNT

Baltimore produced just 30 three-and-outs on 182 offensive series, yielding a 16.5% mark, which ranked sixth best in the NFL.

THREE-AND-OUT PERCENTAGE / OFFENSIVE DRIVES / 2014

Rk.	Team	Series	3&O Drives	3&O Pct.
1.	Miami Dolphins	181	23	12.7
2.	Green Bay Packers	169	23	13.6
3.	Dallas Cowboys	179	28	15.6
4.	New Orleans Saints	174	28	16.1
	Pittsburgh Steelers	174	28	16.1
6.	Baltimore Ravens	182	30	16.5

OFF TO THE RACES IN '14

In 2014, the Ravens produced an NFL-best 24 runs of 20+ yards. Baltimore's run game (126.2 ypg - eighth in the NFL) ranked in the Top 5 in several key rushing categories.

RUSHING FIRST DOWNS (2014 Season)

1.	Seattle	144
2.	Cincinnati	122
3.	Carolina	117
4.	Baltimore	113

4TH QTR. RUSHING YARDS (2014 Season)

1.	Seattle	809
2.	Baltimore	751
3.	New Orleans	594

RUSHES OF 10+ YARDS (2014 Season)

1.	Seattle	83
2.	Green Bay	67
3.	Baltimore	63
4.	San Francisco	62

RUSHES OF 20+ YARDS (2014 Season)

1.	Baltimore	24
2.	Dallas	19
3.	Seattle	17

OFFENSE UNDER HARBS

The Ravens' Top 5 all-time single-game offensive outputs have come during the **John Harbaugh/QB Joe Flacco** Era. In Week 6's win at Tampa Bay, Baltimore posted the ninth-most total net yards in team history (475), a figure that stands as a 2014 high and the seventh most during the Harbaugh/Flacco tenure.

RAVENS TOP TOTAL NET YARDS (Single-Game History)

Yards	Game/Date	Results
553	9/25/11 at STL	W, 37-7
548	12/13/09 vs. Det.	W, 48-3
533	12/23/12 vs. NYG	W, 33-14
503	9/23/12 vs. NE	W, 31-30
501	9/13/09 vs. KC	W, 38-24

RAVENS TOP TOTAL YARDS / 2014

10/12 at TB	475	W
09/28 vs. Car.	454	W
11/24 at NO	449	W
12/07 at Mia.	447	W
09/07 vs. Cin.	423	L
12/28 vs. Cle.	419	W
09/21 at Cle.	377	W
10/19 vs. Atl.	371	W

THIRDTASTIC

In Week 4's 38-10 win vs. Carolina, the Ravens set a franchise record by converting 76.9% of their third downs (Baltimore was 10-of-13 on the day). The 76.9 mark ranked as the NFL's third-best single-game figure in 2014, bested only by New England's 81.8% on 11/16 at Indy & San Diego's 81.8% at Baltimore on 11/30.

RAVENS THIRD-DOWN CONVERSIONS (Single-Game Franchise Records)

Rk.	Game	Con.-Att.	Pct.
1.	09/28/14 vs. Car.	10-13	76.9*
2.	09/24/00 vs. Cin.	12-17	70.6
3.	11/24/14 at NO	9-13	69.2

* Ranks as the NFL's third-best single-game mark in 2014.

RECORD-SETTING "O"

In 2014, the Ravens recorded the most points (409) and total yards (5,838) in single-season team history. The previous bests were 398 points (2012) and 5,723 yards (1996).

RAVENS OFFENSIVE OUTPUT (Single-Season History)

TOTAL POINTS		TOTAL NET YARDS	
Year	Points	Year	Yards
2014	409	2014	5,838
2012	398	1996	5,723
2009	391	2012	5,640
2003	391	2009	5,619
2008	385	2011	5,419

ALL-TIME RESULTS / TRENDS

REGULAR SEASON RECORDS

	<u>Overall Record</u>	<u>Home</u>	<u>Away</u>
Overall	168-135-1	106-45-1	62-90
In M&T Bank Stadium (since 1998)	99-37	99-37	n/a
Coached by Ted Marchibroda	16-31-1	11-12-1	5-19
Coached by Brian Billick	80-64	50-22	30-42
Coached by John Harbaugh	72-40	45-11	27-29
vs. AFC Teams	129-107	82-42	47-65
vs. AFC North	45-33	28-11	17-22
vs. AFC Central (1996-2001)	26-28	13-14	13-14
vs. AFC East	19-18	13-5	6-13
vs. AFC South	14-14	10-4	4-10
vs. AFC West	21-14	14-5	7-9
vs. NFC Teams	44-29-1	29-6-1	15-23
vs. NFC North	6-6	5-1	1-5
vs. NFC Central (1996-2001)	3-5	3-1	0-4
vs. NFC East	12-6-1	7-1-1	5-5
vs. NFC South	10-6	5-3	5-3
vs. NFC West	13-6	9-0	4-6
On Monday Night Football - ABC/ESPN	10-9	4-2	6-7
On NBC/ESPN - Sunday Night or Thursday Night	15-13	11-5	4-8
On NFL Network	4-2	3-0	1-2
In Overtime	11-9-1	7-2-1	4-7
Ravens Shutout Wins	10-0	5-0	5-0
In Season Openers	9-10	6-4	3-6
Indoors	6-12	n/a	6-12
Note: Baltimore has played in Houston's Reliant/NRG Stadium five times (3-2), Indy's Lucas Oil Stadium twice (0-2) and Dallas' Texas Stadium once (1-0). Three of those games at Reliant Stadium (12/13/10, 10/21/12 & 12/21/14) came when the roof was closed, meaning those games were "indoors," while the other games listed are considered "outdoors" due to open roofs.			
In August	0-1	0-1	0-0
In September	40-25	27-6	13-19
In October	32-39	18-14	14-25
In November	47-35-1	27-11-1	20-24
In December	44-33	31-13	13-20
In January	5-2	3-0	2-2

RAVENS REGULAR SEASON TRENDS

<u>Team</u>	<u>Since 2000</u>	<u>Since 2008</u>	<u>2014</u>	<u>Offense</u>	<u>Since 2000</u>	<u>Since 2008</u>	<u>2014</u>
Record	144-96	72-40	10-6	Scoring 20 or more points	110-30	59-15	10-3
vs. AFC North (since 2002)	45-33	27-15	3-3	Scoring 30 or more points	50-4	30-2	3-1
vs. AFC	107-74	53-31	6-6	Having 20 or more first downs	63-33	41-14	8-3
vs. NFC	37-22	19-9	4-0	Totaling 350 or more net yards	64-26	39-11	7-2
Home	91-29	45-11	6-2	At least 35 minutes time of poss.	37-5	17-3	1-0
Away	53-67	27-29	4-4	Rushing for 150 or more yards	49-12	24-4	6-0
On grass	58-51	20-15	3-2	When not throwing an INT	83-14	45-7	7-1
Artificial turf	86-45	52-25	7-4	With a 100-yard rusher	50-18	22-5	4-1
Outdoors	139-87	66-35	9-5	Without a 100-yard rusher	94-78	50-35	6-5
Indoors	5-9	4-4	1-1	With a 100-yard receiver	32-15	19-8	3-1
September	32-18	17-7	3-1	Without a 100-yard receiver	112-81	53-32	7-5
October	29-28	13-12	2-2	With a 300-yard passer	18-11	15-6	3-2
November	42-23	22-9	2-2	Without a 300-yard passer	126-85	57-34	7-4
December	36-26	17-12	3-1	<u>Defense</u>	<u>Since 2000</u>	<u>Since 2008</u>	<u>2014</u>
January	5-1	3-0	0-0	When scoring a defensive TD	37-5	14-2	1-0
Leading at halftime	112-17	57-11	5-1	When returning an INT for a TD	31-2	13-1	1-0
Trailing at halftime	23-68	10-26	3-5	When returning a fumble for a TD	7-3	2-1	0-0
Tied at halftime	9-11	5-3	2-0	Recording 3 or more sacks	78-28	32-14	7-1
Tied after 3 quarters	3-6	1-2	0-0	Holding opp. under 250 net yards	41-4	25-4	3-0
Leading After 3 quarters	123-13	65-11	8-1	Holding opp. under 21 points	114-32	57-11	8-1
Trailing after 3 quarters	19-76	6-30	2-5	Holding opp. under 15 points	93-14	45-4	7-0
Decided by 7 points or less	57-51	26-27	2-4	Allowing a 100-yard rusher	13-19	6-8	0-0
Decided by 3 points or less	33-31	17-17	1-3	Not allowing a 100-yard rusher	130-78	66-32	10-6
When scoring first	97-27	52-12	8-2	Allowing a 100-yard receiver	30-31	13-15	1-4
When not scoring first	47-69	20-28	2-4	Not allowing a 100-yard receiver	115-64	59-25	9-2
Positive or even turnover ratio	121-30	57-17	7-3	Allowing a 300-yard passer	21-17	13-9	2-4
Negative turnover ratio	23-67	15-23	3-3	Not allowing a 300-yard passer	122-79	59-31	8-2
Winning penalty ratio	66-40	35-14	4-2				
Losing penalty ratio	68-48	31-20	6-3				
Overtime	8-7	5-4	0-0				
When returning a KOR for a TD	5-2	5-1	0-1				
When returning a PR for a TD	7-2	3-0	0-0				

RAVENS PLAYER NOTES

JOE COOL



In Week 6's 48-17 win at Tampa Bay, QB Joe Flacco tied a franchise record by throwing 5 TD passes (all occurring in the first 16:03 of the game). Flacco became the fastest QB in NFL history to throw 5 scores in a game. This season, the seven-year veteran was 344-of-554 for 3,986 yards, 27 TDs and 12 INTs.

RAVENS ALL-TIME PASSING LEADERS (Franchise History)

Rk.	Player	G	Att	Cmp	Pct	Yards	TD	INT	Rate
1.	Joe Flacco	112	3,657	2,213	60.5	25,531	148	90	84.8
2.	Kyle Boller	53	1,311	746	56.9	7,846	45	44	71.9
3.	V. Testaverde	29	1,019	596	58.5	7,148	51	34	82.8

JOE SETS CAREER HIGHS

QB Joe Flacco set career highs in yards (3,986) and TD passes (27) in 2014. His previous bests were 3,912 yards (2013) and 25 TDs (2010). Flacco's 3,986 yards rank as the second most in Ravens single-season history (4,177 by Vinny Testaverde in 1996).

LEADER OF THE "O"

In 2014, QB Joe Flacco helped the Ravens record the most points (409) and total yards (5,838) in single-season team history. The previous bests were 398 points (2012) & 5,723 yards (1996).

RAVENS OFFENSIVE OUTPUT / SINGLE-SEASON HISTORY

TOTAL POINTS		TOTAL NET YARDS	
Year	Points	Year	Yards
2014	409	2014	5,838
2012	398	1996	5,723
2009/2003	391	2012	5,640

FLACCO HOT AT HOME

QB Joe Flacco has been stout at M&T Bank Stadium over the past four-plus seasons, helping lead the Ravens to a 33-7 record.

JOE FLACCO AT HOME / SINCE 2010

Player (Record)	Att	Cmp	Pct	Yards	TD	INT	Rate
Joe Flacco (33-7)	1,300	798	61.4	9,923	62	24	93.2

RAVENS RECORDS

QB Joe Flacco has also posted three of the Top 4 passing games and five of the Top 6 passing seasons in team history.

RAVENS SINGLE-GAME PASSING YARDS

Yards	Player	Opp./Date
429	Vinny Testaverde	vs. STL, 10/27/96
389	Joe Flacco	at STL, 9/25/11
385	Joe Flacco	at Min., 10/18/09
382	Joe Flacco	vs. NE, 9/23/12

RAVENS SINGLE-SEASON PASSING YARDS

Rk.	Player (Year)	Cmp-Att	Pct.	Yards	TD	INT	Rate
1.	V. Testaverde ('96)	325-549	59.2	4,177	33	19	88.7
2.	Joe Flacco ('14)	344-555	62.0	3,986	27	12	90.9
3.	Joe Flacco ('13)	362-614	59.0	3,912	19	22	73.1
4.	Joe Flacco ('12)	317-531	59.7	3,817	22	10	87.7
5.	Joe Flacco ('10)	306-489	62.6	3,622	25	10	93.6

QB Rating Quick Hits:

- Flacco owns a franchise-record 39 100-plus single-game QB ratings, including 7 in 2014 (3 on the road and 4 at home).

FLACCO #WINNING

- Joe Flacco's 72 regular season wins are third most (behind T. Brady - 74 & P. Manning - 74) among starting QBs since 2008.

- Flacco has 45 career regular season wins at home, tying Tom Brady for the most among starting QBs since Flacco entered the league in 2008.

- Flacco is 33-7 in home games dating back to 2010.

- Baltimore is 34-5 when Flacco produces at least a 100.0 passer rating.

- Baltimore is 21-3 when Flacco is at 110.0 or better.

- Flacco's 72 reg. season wins from 2008-14 are the most by a starting QB in his first seven seasons in NFL history.

MOST TOTAL WINS BY QBs (Includes Playoffs / Since 2008)

Rk.	Player	Record
1.	Joe Flacco	82-44
2.	Tom Brady	78-28
	Peyton Manning	78-27
4.	Drew Brees	75-44
	Aaron Rodgers	75-37

MOST CONSECUTIVE STARTS BY QUARTERBACKS (Active Streaks / Regular Season)

Rk.	Player	Starts
1.	Eli Manning	167
2.	Philip Rivers	144
3.	Joe Flacco	112

MOST REG. SEASON WINS BY QUARTERBACKS (First Seven Seasons / NFL History)

Rk.	Player	Wins
1.	Joe Flacco (2008-14)	72
2.	Tom Brady (2000-06)	70
3.	Ben Roethlisberger (2004-10)	69

SUPER BOWL MVP

Super Bowl XLVII MVP QB Joe Flacco was masterful during the Ravens' 2012 playoff run, completing 73 of 126 passes for 1,140 yards, 11 TDs and 0 INTs to produce a 117.2 passer rating. Flacco joined Hall of Fame QB Joe Montana (1989) as the only players to produce 11 TDs and 0 INTs during an NFL postseason.

JOE FLACCO STATISTICS / 2012 PLAYOFFS

Game (Opp./Rd.)	Cmp-Att	Pct.	Yards	TD	INT	Rate
1/06/13 vs. Ind. (WC)	12-23	52.2	282	2	0	125.6
1/12/13 at Den. (Div.)	18-34	52.9	331	3	0	116.2
1/20/13 at NE (AFC)	21-36	58.3	240	3	0	106.3
2/03/13 at SF (SB)	22-33	66.6	287	3	0	124.2
Totals (Record: 4-0)	73-126	57.9	1,140	11	0	117.2

Flacco Quick Hits:

- In his final six games of 2012 (including playoffs and dating back to 12/23 of the regular season), Flacco was 102-of-170 for 1,483 yards, 13 TDs and 0 INTs, producing a 113.9 passer rating.
- Flacco, Joe Montana (1989) and Kurt Warner (2008) are the only QBs in NFL history to throw 11 TDs in a single postseason. Neither Flacco nor Montana threw an INT in their postseasons.
- In the Ravens' last nine playoff games (since the 2010 season), Flacco is 168-of-282 for 2,271 yards, 20 TDs and 2 INTs (106.0 rating).

NFL POSTSEASON RECORDS

PASSING YARDS (Single-Season Playoff History)

1.	Eli Manning (2011)	1,219
2.	Kurt Warner (2008)	1,147
3.	Joe Flacco (2012)	1,140

PASSING FIRST DOWNS (Single-Season Playoff History)

1.	Eli Manning (2011)	61
2.	Peyton Manning (2006)	55
3.	Joe Flacco (2012)	53
	Aaron Rodgers (2010)	53

PASSING TOUCHDOWNS (Single-Season Playoff History)

1.	Joe Flacco (2012)	11
	Joe Montana (1989)	11
	Kurt Warner (2008)	11

PASSER RATING (Min. 80 Att.) (Single-Season Playoff History)

1.	Joe Montana (1989)	146.4
2.	Troy Aikman (1992)	126.4
3.	Joe Flacco (2012)	117.2
	Steve Young (1994)	117.2

RAVENS PLAYER NOTES

2014 AIR RANKS

PASSING YARDS (2014 Season)

1. Drew Brees	4,952
Ben Roethlisberger	4,952
3. Andrew Luck	4,761
4. Peyton Manning	4,727
5. Matt Ryan	4,694
6. Eli Manning	4,410
7. Aaron Rodgers	4,381
8. Philip Rivers	4,286
9. Matthew Stafford	4,257
10. Tom Brady	4,109
11. Ryan Tannehill	4,045
12. Joe Flacco	3,986

PASSING TOUCHDOWNS (2014 Season)

1. Andrew Luck	40
2. Peyton Manning	39
3. Aaron Rodgers	38
4. Tony Romo	34
5. Tom Brady	33
Drew Brees	33
7. Ben Roethlisberger	32
8. Philip Rivers	31
9. Eli Manning	30
10. Jay Cutler	28
Matt Ryan	28
12. Joe Flacco	27
Ryan Tannehill	27

LEADER OF THE 300s

QB Joe Flacco owns a team-record 21 300-yard passing games, including five in 2014 (vs. Cin., vs. Car., at TB, at Pit. and vs. Cle.).

300-YARD PASSING GAMES (Ravens Single Season)

1. Joe Flacco (2014)	5
Joe Flacco (2012)	5
V. Testaverde (1996) . .	5
4. Joe Flacco (2011)	4
5. Joe Flacco (2013)	3
Joe Flacco (2009)	3

300-YARD PASSING GAMES (Ravens History)

1. Joe Flacco (2008-14) . .	21
2. V. Testaverde (1996-97) .	8
3. Steve McNair (2006-07) .	2
Jeff Blake (2002)	2
Eric Zeier (1996-97)	2

FLACCO TRENDS

Here are Baltimore's regular season records since 2008 when **QB Joe Flacco** hits a certain milestone or plays in a particular game:

With 300 passing yards	15-6
With 3-or-more TD passes	11-2
When not throwing an INT	46-8
With at least 4 comps. of 25+ yards .	9-3
With at least a 100 QB rating . . .	34-5
With at least a 110 QB rating . . .	21-3
When not sacked	14-3
Playing in < 40 degree weather . .	10-5
On Turf	52-25

On Grass	20-15
vs. AFC North	27-15
vs. AFC	53-31
vs. NFC	19-9
In September	17-7
In October	13-12
In November	22-9
In December/January	20-12
In season's final four games . . .	19-9

"O" RECORDS SET IN WEEK 6

The Ravens' 48-17 victory at Tampa in Week 6 was a record-breaking (or tying) offensive affair. Here are the notable franchise marks from the game:

- **Points in a Road Game:** 48 – Ravens record
- **First-Half Points:** 38 – Ravens record
- **First-Quarter Points:** 28 – Ravens record
- **Points in a Quarter on Road:** 28 (first quarter) – Ravens record
- **Passer Rating:** 146.0, Joe Flacco – Ravens record
- **Passing TDs in a Quarter:** 4 (first quarter), Joe Flacco – Ravens record
- **First Quarter Passing TDs:** 4, Joe Flacco – ties NFL record
- **Passing TDs:** 5, Joe Flacco – Ravens record (tied Tony Banks, 9/10/00 vs. Jax.)
- **Total Points in a Half:** 38 (first half) – Ravens 2nd most
- **Total Points:** 48 – Ravens 2nd most (tied with two other occasions)
- **Total TDs:** 6 – Ravens 2nd most (tied with two other occasions)



FASTEST TO FIVE

QB Joe Flacco threw 5 TD passes in Week 6's 48-17 win at TB, becoming the fastest QB since the 1970 AFL-NFL merger to reach the 5-passing TD mark in a game. Flacco more than doubled the next quickest time, set by Ben Roethlisberger in 2007. (Source: Elias Sports Bureau)

FASTEST QUARTERBACKS TO REACH 5 TDs IN GAME (Since 1970 Merger)

Quarterback	Time	Date/Game
Joe Flacco (Bal.)	16:03	10/12/14 at TB
Ben Roethlisberger (Pit.)	28:09	11/5/07 vs. Bal.
Donovan McNabb (Phi.)	28:12	12/5/04 vs. GB
Tommy Kramer (Min.)	28:55	9/28/86 vs. GB
Peyton Manning (Ind.)	29:03	9/26/04 vs. GB

More about the 5-TD performance at Tampa Bay:

- Flacco became the first NFL QB since Tommy Kramer (in 1986) to throw 4 TDs in a first quarter
- Flacco's 4 passing TDs in the first quarter are the most in *any* quarter in Ravens franchise history.
- Flacco's 5 total passing TDs tie (Tony Banks, 9/10/00 vs. Jax) for the most in Ravens single-game history.
- Flacco's 149.7 passer rating set a franchise record and was the NFL's eighth best in 2014. He was 21-of-28 (75.0%) for 306 yards and 0 INTs.
- Flacco connected with four different receivers on his 5 TDs (**Torrey Smith** - 2, **Kamar Aiken**, **Michael Campanaro** and **Steve Smith Sr.**).

FLACCO COMEBACK WINS: 21 (19 REGULAR SEASON, 2 PLAYOFFS)

GAME-WINNING DRIVES IN FOURTH QUARTER OR OVERTIME (21 TOTAL)

Date/Opp.	Drive Length	Scoring Play	Time Left	Score
11/2/08 at Cle.	5 plays, 59 yards in 1:54	Stover 22-yard field goal	5:36	30-27
1/10/09 at Ten. (Div.)	9 plays, 51 yards in 3:30	Stover 43-yard field goal	0:53	13-10
9/13/09 vs. KC	8 plays, 74 yards in 3:15	Clayton 31-yard pass from Flacco	2:06	38-24
11/29/09 vs. Pit.	6 plays, 17 yards in 3:23	Cundiff 29-yard field goal	6:42 (OT)	20-17
9/26/10 vs. Cle.	10 plays, 69 yards in 5:41	Boldin 27-yard pass from Flacco	9:13	21-17
10/3/10 at Pit.	4 plays, 40 yards in 0:36	Houshmandzadeh 18-yard pass from Flacco	0:32	17-14
10/24/10 vs. Buf.	4 plays, 9 yards in 1:58	Cundiff 38-yard field goal	10:54 (OT)	37-34
12/19/10 vs. NO	5 plays, 66 yards in 1:31	Cundiff 32-yard field goal	10:03	27-24 (30-24 final)
10/30/11 vs. Ari.	5 plays, 37 yards in 0:52	Cundiff 25-yard field goal	0:00	30-27
11/6/11 at Pit.	13 plays, 92 yards in 2:16	T. Smith 26-yard pass from Flacco	0:08	23-20
11/24/11 vs. SF	16 plays, 76 yards in 7:34	Pitta 8-yard pass from Flacco	14:56	13-6 (16-6 final)
9/23/12 vs. NE	7 plays, 70 yards in 1:55	Tucker 27-yard field goal	0:00	31-30
11/04/12 at Cle.	9 plays, 81 yards in 4:22	T. Smith 19-yard pass from Flacco	4:26	22-15 (25-15 final)
11/25/12 at SD	12 plays, 40 yards in 3:09	Tucker 38-yard field goal	0:00	13-13
	12 plays, 69 yards in 3:49	Tucker 38-yard field goal	1:07 (OT)	16-13
1/12/13 at Den. (Div.)	3 plays, 77 yards in :38	J. Jones 70-yard pass from Flacco	0:31	35-35
	6 plays, 16 yards in 2:33	Tucker 47-yard field goal	13:18 (2OT)	38-35
10/06/13 at Mia.	7 plays, 34 yards in 2:25	Tucker 44-yard field goal	1:42	26-23
11/10/13 vs. Cin.	8 plays, 28 yards in 4:34	Tucker 46-yard field goal	5:27 (OT)	20-17
12/8/13 vs. Min.	5 plays, 80 yards in 0:41	M. Brown 9-yard pass from Flacco	0:04	29-26
12/16/13 at Det.	7 plays, 24 yards in 1:43	Tucker 61-yard field goal	0:38	18-16
09/21/14 at Cle.	6 plays, 37 yards in 1:58	Tucker 32-yard field goal	0:00	23-21
12/28/14 vs. Cle.	2 plays, 69 yards in :50	T. Smith 16-yard pass from Flacco	7:33	13-10 (20-10 final)

RAVENS PLAYER NOTES

DEEP THREAT



WR Torrey Smith ranks first in Ravens franchise history in yards-per-catch average, posting a 16.9 mark over the four seasons in which he's caught 213 passes for 3,591 yards and 30 TDs (including a team-high 11 in 2014). Dating back to his rookie campaign (2011), Smith's 16.9 average ranks fifth in the NFL.

ACTIVE NFL AVERAGE YARDS-PER-CATCH LEADERS (Since 2011)

Rk.	Player	Rec.	Yards	Avg.	LG	TD
1.	DeSean Jackson	241	4,162	17.3	81t	21
2.	Josh Gordon	161	2,754	17.1	95t	14
3.	Malcom Floyd	157	2,675	17.0	59	16
4.	Torrey Smith	213	3,591	16.9	74t	30
5.	Vincent Jackson	280	4,716	16.8	95	26

A PERSONAL BEST

WR Torrey Smith had a team-best 11 receiving TDs in 2014, setting a career high. Smith had 10 TDs over his last 11 games, ranking as the NFL's fourth-most receiving scores since Oct. 12. His 11 TDs also rank second in franchise single-season history.

RECEIVING TOUCHDOWNS (Since Week 6 / Last 11 Games)

Player (Team)	TDs
Dez Bryant (Dal.)	12
Odell Beckham Jr. (NYG)	11
Mike Evans (TB)	11
Torrey Smith (Bal.)	10
Jordy Nelson (GB)	9
Emmanuel Sanders (Den.)	9

RAVENS RECEIVING TDs (Single-Season Records)

1. Michael Jackson (1996) 14
2. Torrey Smith (2014) 11
3. Derrick Alexander (1996) 9
Derrick Alexander (1997) 9
5. Torrey Smith (2012) 8

SMITH WAS SCINTILLATING

WR Torrey Smith excelled in 2013. With 6 receptions for 121 yards in Week 5 at Miami, Smith became the first Raven since Qadry Ismail in 1999 to post back-to-back 100-yard receiving games. (Ismail had three straight that year.)

- In 2013's Week 15 at Det., Smith (now 44) moved past Derrick Mason (35) for the franchise record in receptions of 25-or-more yards.
- Smith had 13 catches gaining 25-plus yards in 2013, just 1 shy of the franchise single-season record set by WR Michael Jackson (14) in 1996.
- Smith's 1,128 receiving yards in 2013 were the second most in Ravens single-season franchise history (Jackson – 1,201 in 1996).

TORREY'S COURAGEOUS NIGHT

WR Torrey Smith played in the 2012 Week 3 Sunday night victory over New England after his brother, 19-year-old Tevin Jones, passed away in a motorcycle accident that morning. Smith posted 6 catches for 127 yards and 2 TDs in the come-from-behind win, producing the third 100-yard game of his young career.

SMITH BIG IN SUPER BOWL RUN

In the 2012 thrilling, double-overtime Divisional Playoff win at Denver (38-35 on 1/12/13), **WR Torrey Smith** caught 59-yard and 32-yard TD passes, helping mark the first game in NFL playoff history that a QB (**Joe Flacco**) threw 2 TDs of 59-plus yards (the other being to **WR Jacoby Jones** on a 70-yarder). In the 2012 postseason, Smith recorded a 21.2 yards-per-catch average, reeling in 11 passes for 233 yards.

SERIOUS SCORING THREAT

No doubt, **WR Torrey Smith** is a big-play threat. The fourth-year wideout has 30 career TD catches (including a team- and career-high 11 in 2014). Those career scoring strikes have gained 669 yards for an average of 22.3 yards per touchdown. Here is a breakdown of Smith's career touchdowns:

TORREY SMITH'S CAREER TOUCHDOWNS (30)

Yards Per TD

669 yards on 30 TDs = 22.3-yard scoring average

TD Distance Breakdown

1-9 yards: 8	10-19 yards: 8	20-29 yards: 6
30-39 yards: 5	40-49 yards: 2	50+ yards: 1

MOST RECEIVING YARDS (RAVENS SINGLE-GAME HISTORY)

Yds.	Player/Game (Catches)
258	Qadry Ismail @ Pit., 12/12/99 (6 rec.)
198	Derrick Alexander vs. Pit., 12/1/96 (7 rec.)
166	Torrey Smith at Buf., 9/29/13 (5 rec.)
165	Torrey Smith vs. Cin., 11/20/11 (6 rec.)
164	Mark Clayton @ Cin., 11/30/08 (5 rec.)
152	Torrey Smith at STL, 9/25/11 (5 rec.)

25+ YARD CATCHES (SINCE 2011)

Rk.	Player	No.
1.	Demaryius Thomas	57
2.	Calvin Johnson	55
3.	Jordy Nelson	53
4.	DeSean Jackson	51
5.	Vincent Jackson	49
6.	Dez Bryant	48
7.	Torrey Smith	44
	A.J. Green	44

SMITH IN FINE COMPANY

WR Torrey Smith ranks third in Ravens history with 3,591 receiving yards. Impressively, he has posted that total on just 213 catches, producing a franchise-record 16.9 yards-per-catch average.

RAVENS CAREER RECEIVING YARDS LEADERS

Rk.	Player	Rec.	Yards	Avg.	LG	TD
1.	Derrick Mason	471	5,777	12.3	79t	29
2.	Todd Heap	467	5,492	11.8	65t	41
3.	Torrey Smith	213	3,591	16.9	74t	30

SMITH NEARS TEAM RECORD

WR Torrey Smith's 1,128 receiving yards (on 65 catches) in 2013 rank second in Ravens single-season history. Smith was just shy of the team mark set by Michael Jackson (1,201 on 76 catches) in 1996.

MOST RECEIVING YARDS (Ravens Single-Season History)

Yards	Catches	Player (Season)
1,201	76	Michael Jackson (1996)
1,128	65	Torrey Smith (2013)
1,105	68	Qadry Ismail (1999)
1,099	62	Derrick Alexander (1996)

IMPRESSIVE SINCE DAY ONE

In 2011's Week 11 game vs. Cin., **WR Torrey Smith** set a Ravens' single-season and single-game record for receiving yards by a rookie, totaling 165 yards on 6 catches (27.5 avg.). In 2011, he had 50 catches for 841 yards and a Ravens' rookie-record 7 TDs.

Smith Quick Hits:

- Smith's 26-yard TD catch with 8 seconds remaining in 2011's Week 9 at Pit. capped a 92-yard drive and sealed the Ravens' 23-20 win.
- Impressively, 5 of his 7 TD receptions in 2011 covered at least 25 yards (74, 41, 38, 36, 26, 18 and 8 yards), and he averaged a sensational 34.4 yards-per-TD catch.
- Never before has a Ravens' wideout registered dual 150-yard receiving games in a season (165 vs. Cin. and 152 at STL). Smith also posted the Top 2 receiving yards outputs by a rookie in the NFL in 2011.

RAVENS PLAYER NOTES

EIGHT FOR STEVE



In his 14th NFL campaign, **WR Steve Smith Sr.** is adding to an already illustrious career while playing his first season in Baltimore. The five-time Pro Bowler has recorded eight 1,000-yard campaigns dating back to 2001, which ties for the highest active total in the league.

MULTIPLE SEASONS WITH 1,000 RECEIVING YARDS (Active NFL Wide Receivers)

Rk.	Player (Team)	Seasons
1.	Steve Smith Sr. (Bal.)	8
	Reggie Wayne (Ind.)	8
3.	Anquan Boldin (SF)	7
	Andre Johnson (Hou.)	7
	Brandon Marshall (Chi.)	7
6.	Marques Colston (NO)	6
	Larry Fitzgerald (Ari.)	6
	Calvin Johnson (Det.)	6
	Roddy White (Atl.)	6

AERIAL ACCLAIM

WR Steve Smith Sr. ranks 14th all-time in NFL receiving yards, producing 13,262 during his career. That mark also currently places third among active NFL WRs.

Rk.	Player (Years)	Rec.	Yards	TDs
10.	Cris Carter (1987-2002)	1,101	13,899	130
11.	Henry Ellard (1983-98)	814	13,777	65
12.	Andre Johnson (2003-14)*	1,012	13,597	64
13.	Torry Holt (1999-2009)	920	13,382	74
14.	Steve Smith Sr. (2001-14)*	915	13,262	73
15.	Andre Reed (1985-2000)	951	13,198	87
16.	Steve Largent (1976-89)	819	13,089	100
17.	Irving Fryar (1984-2000)	851	12,785	84
18.	Art Monk (1980-95)	940	12,721	68

* Active players

BUYING IN BULK

WR Steve Smith Sr. ranks second among active WRs with 47 career 100-yard receiving games (and ties for seventh in NFL history).

CAREER 100-YARD RECEIVING GAMES / NFL HISTORY

Rk.	Player (Career)	Total
1.	Jerry Rice (1985-2006)	76
2.	Randy Moss (1998-2010, 2012)	64
3.	Marvin Harrison (1996-2008)	59
4.	Andre Johnson (2003-14)*	51
	Terrell Owens (1996-2011)	51
6.	Don Maynard (1958-73)	50
7.	Steve Smith Sr. (2001-14)*	47
	Torry Holt (1999-2009)	47
	Michael Irvin (1988-99)	47
10.	Jimmy Smith (1992-2005)	46
11.	Isaac Bruce (1994-2009)	45
12.	Tim Brown (1988-2004)	43
	James Lofton (1978-93)	43
	Reggie Wayne (2001-14)*	43

Smith Sr. 100 Quick Hit:

• Smith Sr. had 4 100-yard receiving games in 2014, posting a team-best 1,065 yards on 79 catches (he had 6 TDs, too, second for the Ravens). Smith Sr.'s four 100-yard receiving games tie Mark Clayton (2006) & Michael Jackson (1996) for the most in a Ravens' single season.

THE EXTRA MILE

WR Steve Smith Sr. leads all active NFL passing targets with 129-career 25-plus-yard catches. Smith Sr. bodes well in that category over the past 20 years, too, ranking fifth overall. With his 56-yard TD reception in Week 6's win at Tampa Bay, Smith Sr. now has 30-career catches of 50-or-more yards, also the most among active players. Of those 30, 18 have produced TDs.

25-PLUS-YARD RECEPTION LEADERS

(Active NFL WRs)			(NFL WRs / Since 1995)		
Rk.	Players	Rec.	Rk.	Players	Rec.
1.	Steve Smith Sr.	129	1.	Randy Moss	161
2.	Reggie Wayne	111	2.	Terrell Owens	158
3.	Andre Johnson	105	3.	Isaac Bruce	137
4.	Larry Fitzgerald	101	4.	Marvin Harrison	134
5.	Anquan Boldin	98	5.	Steve Smith Sr.	129

TOP 5 SINCE '05

WR Steve Smith Sr. has posted the NFL's fourth-most receiving yards (11,066) dating back to the 2005 campaign. During that time, he's also tallied 757 receptions (which rank ninth most) and 63 TDs.

NFL RECEIVING YARDS LEADERS

(Since 2005)

Rk.	Player	Rec.	Yards	Avg.	LG	TDs
1.	Andre Johnson	867	11,479	13.2	77t	54
2.	Larry Fitzgerald	851	11,371	13.4	80t	81
3.	Reggie Wayne	849	11,236	13.2	80	59
4.	Steve Smith Sr.	757	11,066	14.6	80t	63

STILL GOING LONG

In **WR Steve Smith Sr.**'s debut as a Raven (Sept. 7 vs. Cin.), he posted an 80-yard TD catch that tied a career high (10/16/05 at Det.). The long bomb also ranks as the fifth-longest passing play in Ravens history and the fourth-longest TD reception.

RAVENS LONGEST RECEPTIONS / FRANCHISE HISTORY

Yards	Player	Game/Opponent
92	Derrick Alexander	12/7/97 vs. Sea.
87t	Mark Clayton	12/10/06 at KC
86t	Michael Jackson	12/22/96 vs. Hou.
83t	Derrick Alexander	12/21/97 at Cin.
80t	Steve Smith Sr.	9/7/14 vs. Cin.

Big Strike Quick Hit - NFL History:

• Smith Sr. had TD catches of 80, 61 and 56 yards in 2014, becoming the fourth player in NFL history with 3 TD catches of 50+ yards in a season at age 35-plus. He joins James Lofton (1991), Jerry Rice (1998) and Joey Galloway (2007) in the select group.

ACTIVE TD LEADERS




ACTIVE TOUCHDOWN LEADERS

Rk.	Player	Total TDs
1.	Antonio Gates	99
2.	Adrian Peterson	91
3.	Larry Fitzgerald	89
4.	Reggie Wayne	82
5.	Steve Smith Sr.	81
	Maurice Jones-Drew	81

Note: Smith Sr. has 73 receiving (including 6 in 2014), 2 rushing, 4 PR and 2 KOR scores during his career.

RAVENS PLAYER NOTES

T-SIZZLE



OLB Terrell Suggs, the 2011 Defensive Player of the Year, owns a franchise-record 106.5 sacks. In Week 15 vs. Jacksonville, Suggs posted his fifth-straight game with a sack, tying a franchise mark he (2013), Paul Kruger (2012) and Adalius Thomas (2005 & 2006) hold. Suggs had 12 sacks in 2014, producing the sixth double-digit sack campaign of his 12-year career. Suggs is one of three NFL players (DeMarcus Ware and Jared Allen) to have 10+ sacks in four of past five seasons.

RAVENS ALL-TIME SACKS / CAREER LEADERS

Rk.	Player (Years)	Sacks
1.	Terrell Suggs (2003-present)	106.5
2.	Peter Boulware (1997-2005)	70.0
3.	Michael McCrary (1997-2002)	51.0
4.	Ray Lewis (1996-2012)	41.5

RAVENS ALL-TIME TACKLES / CAREER LEADERS

Rk.	Player (Years)	Tackles
1.	Ray Lewis (1996-2012)	2,643
2.	Terrell Suggs (2003-present)	823
3.	Kelly Gregg (2001-2010)	721
4.	Ed Reed (2002-12)	661

SUGGS' CAREER SACKS (Most vs. a Single Team)

1. Cleveland Browns 16
2. Pittsburgh Steelers . . . 14.5
3. Cincinnati Bengals 8.5
- Miami Dolphins 8.5

Note: Including playoffs, Suggs has totaled 19.5 sacks vs. Pittsburgh.

RAVENS SACKS LEADERS (Single-Season Records)

1. **Elvis Dumervil (2014)** 17
2. Peter Boulware (2001) 15
3. Michael McCrary (1998) . . 14.5
4. **Terrell Suggs (2011)** 14
5. Trevor Pryce (2006) 13
6. **Terrell Suggs (2014, 2003)** . . 12

HOT OFF THE EDGE

OLB Terrell Suggs' 106.5 sacks rank seventh among active players, while his 760 yards lost also stand seventh. Suggs had a team-, career- and AFC-high 14 sacks in 2011. He posted 10 QB drops during the 2013 campaign and then had 12 in 2014.

NFL SACKS LEADERS / ACTIVE PLAYERS

Rk.	Player	Sacks	Yards
1.	Jared Allen	134.0	838.5
2.	John Abraham	133.5	882.0
3.	DeMarcus Ware	127.0	803.5
4.	Julius Peppers	125.5	769.0
5.	Dwight Freeney	111.5	823.5
6.	Robert Mathis	111.0	777.5
7.	Terrell Suggs	106.5	760.0
8.	Mario Williams	91.0	523.5
9.	Elvis Dumervil	90.0	580.0

Suggs Quick Hits:

- The Ravens are 63-24 all time when Suggs records at least a half-sack. Baltimore is 15-1 when he tallies 2 or more sacks and 5-0 when he posts 3 sacks.
- Suggs had 12 sacks in 2014, 1 of which produced a safety in the Week 7 win over Atlanta. Suggs' safety is the eighth in franchise history and first since 2008.

RAVENS FORCED FUMBLES (Career Leaders)

1. **Terrell Suggs** 29
2. Ray Lewis 20
3. Adalius Thomas 15

RAVENS FUMBLE RECOVERIES (Career Leaders)

1. Ray Lewis 20
2. **Terrell Suggs** 13
3. Ed Reed 10

SACKS OF 'DOOM'



In 2013, the Ravens signed free agent **OLB Elvis Dumervil**, who spent his first seven seasons with Denver. Dumervil has totaled 330 tackles (236 solo), 90 sacks, 21 FFs, 10 FRs, 1 INT and 15 passes defended in his career. He had a team-high (and single-season franchise record) 17 QB drops in 2014, which also ranked third in the NFL. Since entering the NFL in 2006, Doom's 90 sacks stand fourth among active players.

NFL ACTIVE SACKS LEADERS (Since 2006)

Rk.	Player	Sacks	Yards
1.	DeMarcus Ware	119.0	756.5
2.	Jared Allen	114.0	726.5
3.	Mario Williams	91.0	523.5
4.	Elvis Dumervil	90.0	580.0

ELVIS DOMINATES

Ravens **OLB Elvis Dumervil** has played remarkably well in 2014. Tying a career high from 2009, "Doom" ranked third in the NFL in sacks (17) and set the Ravens' single-season sacks record. Over the past two years, he has registered 26.5 QB drops, a mark that ranks fourth in the NFL. Impressively, Dumervil's -127.5 sacks yards in 2014 ranked as the league's second most, behind J.J. Watt's 140.0 on 20.5 sacks.

NFL SACKS LEADERS (2014 Season)

1. Justin Houston 22
2. J.J. Watt 20.5
3. **Elvis Dumervil** 17
4. C. Barwin/M. Williams . . 14.5

RAVENS SACKS LEADERS (Single-Season Records)

1. **Elvis Dumervil (2014)** 17
2. Peter Boulware (2001) 15
3. Michael McCrary (1998) . . 14.5
4. **Terrell Suggs (2011)** 14

DUAL SACKS FOR DUMERVIL

Though he missed the 2010 campaign due to injury (torn pectoral), **OLB Elvis Dumervil's** 29 games with at least 1.5 sacks are tied (DeMarcus Ware) for the NFL's second most since 2006. "Doom" had 7 such games in 2014, helping the Ravens produce the NFL's second most QB drops (49, tied with Philadelphia).

MULTIPLE-SACK (1.5 OR MORE) GAMES (Since 2006)

Rk.	Player	Multiple Sack Games
1.	Jared Allen	31
2.	Elvis Dumervil	29
	DeMarcus Ware	29
4.	Robert Mathis	23

MOST NFL SACKS (Since 2013)

1. Justin Houston 33
2. J.J. Watt 31
3. Robert Quinn 29.5
4. Mario Williams 27.5
5. **Elvis Dumervil** 26.5

B-MORE'S OUTSIDE 'BACKERS

OLB Elvis Dumervil (17) and **OLB Terrell Suggs** (12) combined to produce the most sacks (29) among any NFL duo in 2014. Dumervil's 17 ranked as the league's third most, while Suggs produced his sixth-career double-digit sack campaign.

NFL'S TOP SACK DUOS (2014 Season)

Rk.	Team	Player (Sacks)	Player (Sacks)	Cmb. Sacks
1.	Bal.	Elvis Dumervil (17)	Terrell Suggs (12)	29.0
2.	Buf.	Mario Williams (14.5)	Marcell Dareus (10)	24.5
3.	Den.	Von Miller (14)	DeMarcus Ware (10)	24.0

RAVENS PLAYER NOTES

ROOKIE LB SHINES



The first-ever Ravens' rookie to earn Pro Bowl honors, **LB C.J. Mosley**, Baltimore's 2014 first-round draft choice (17th overall), is the NFL's only player with at least 125 tackles, 3 sacks and 2 interceptions this season. Named the NFL's Defensive Rookie of the Month in October, Mosley tops his class with 129 tackles (seventh in the NFL).

RAVENS TACKLES BY A ROOKIE (Single-Game History)

Player (Game)	Tackles
Ray Lewis (10/27/96 vs. STL)	16
C.J. Mosley (10/5/14 at Ind.)	14
C.J. Mosley (10/26/14 at Cin.)	13
Ray Lewis (9/8/96 at Pit.)	13
Ray Lewis (12/22/96 vs. Hou.)	13

Mosley Quick Hits:

- Mosley is the NFL's only player to post at least 125 tackles, 3 sacks and 2 INTs in 2014.
- Mosley, Daryl Smith (2013) and Ray Lewis (1998, 1999, 2000 & 2001) are the only Ravens to register at least 115 tackles, 3 sacks and 2 INTs in a season.

NFL'S MOST TACKLES (2014 Season)	
Rk. Player	Tackles
1. Luke Kuechly	153
2. DeAndre Levy	150
3. Lavonte David	146
4. Curtis Lofton	145
5. Paul Worrlow	143
6. D'Qwell Jackson	140
7. Lawrence Timmons . . .	132
8. C.J. Mosley	129

NFL'S TOP ILB DUO



Ravens rookie **LB C.J. Mosley** and **LB Daryl Smith** are two of only three NFL defenders to register at least 125 tackles, an INT, a sack, a fumble recovery & a forced fumble this season. For Smith specifically, he is one of just two NFL players (Lavonte David) to post at least 200 tackles, 5 sacks, 4 INTs and 4 forced fumbles over the past two seasons (2013-14). Smith's 27 passes defended over the past two seasons also rank as the NFL's most among all linebackers.

NFL DEFENDERS W/ AT LEAST 125 TACKLES, 1 INT, 1 SACK, 1 FORCED FUMBLE & 1 FUMBLE RECOVERY (2014 Season)

Player	Tack.	Sacks	Yds	INT	Yds	PD	QBH	FF	FR
Luke Kuechly (Car.)	153	3	19	1	0	11	4	1	1
C.J. Mosley (Bal.)	129	3	16	2	23	8	12	1	1
Daryl Smith (Bal.)	127	1	7	1	0	9	3	2	1

John Harbaugh on Daryl Smith:

"He might be the most underrated player in football right now – the way he's played, not just this year or last year, but really, throughout his career."

HERE'S WHAT BROWN DOES



WR Marlon Brown, an undrafted rookie free agent in 2013, had 7 TD catches in 2013, tying **WR Torrey Smith** (7 in 2011) for the franchise rookie record and the most (tied w/ Detroit TE Joseph Fauria) among all NFL RFAs in 2013. In Week 14 vs. Minnesota, Brown led the Ravens by setting career highs in catches (7) and receiving yards (92). Brown scored the game-winning TD (9 yards) for Baltimore with 4 seconds remaining.

MOST TOUCHDOWNS (All-Time Ravens Rookies)

Rk. Player (Year)	TD
1. Marlon Brown (2013) . .	7
Torrey Smith (2011) . . .	7
3. Jamal Lewis (2000) . . .	6

MOST TOUCHDOWNS (2013 NFL Undrafted Rookies)

Rk. Player (Team)	TD
1. Marlon Brown (Bal.) . .	7
Joseph Fauria (Det.) . . .	7
3. Tim Wright (TB)	5

THE DOMINANT DT



One of the NFL's most disruptive forces, **DT Haloti Ngata** was named to his fifth Pro Bowl in 2013. Perhaps the NFL's most athletic defensive tackle, Ngata stops the run (528 career tackles), rushes the passer (25.5 career sacks) and can even drop into coverage (an impressive 5 career INTs).

Baltimore has a history of strong run defense, and with Ngata's help since 2006, has been consistently sturdy on the ground.

RAVENS RUSHING DEFENSE RANKINGS (Since Ngata Entered NFL in 2006)

Year	Yards Per Game Allowed		Avg. Per Play Allowed	
	Total	Rank	Total	Rank
2014	88.3	4th	3.6	3rd
2013	105.4	11th	3.8	5th
2012	122.8	20th	4.0	8th
2011	92.6	2nd	3.5	2nd
2010	93.9	5th	3.9	8th
2009	93.3	5th	3.4	1st
2008	81.4	3rd	3.6	5th
2007	79.3	2nd	2.8	1st
2006	75.9	2nd	3.3	2nd

"NGATA" ON US

Dating back to 2006, when **DT Haloti Ngata** entered the NFL, the Ravens have allowed the NFL's fewest rushing TDs (71) and the NFL's second-fewest rushing yards per game (92.5 ypg).

RUSHING TOUCHDOWNS (Fewest Allowed Since 2006)

1. Baltimore	71
2. Pittsburgh	77
3. New England	82

RUSHING YARDS PER GAME (Fewest Allowed Since 2006)

1. Pittsburgh	90.8
2. Baltimore	92.5
3. Minnesota	94.0

D-TACKLE DOMINANCE

DT Haloti Ngata has 13.5 sacks since 2011, also racking up 199 tackles (sixth among NFL DTs) and posting 16 PD, which rank first among NFL DTs during this span. In 2014, Ngata had 32 total tackles, 2 sacks, 7 PD (most among NFL DTs) and 2 INTs.

MOST TACKLES BY NFL DTs (Since 2011)

1. Jurrell Casey (Ten.)	229
2. Domata Peko (Cin.)	218
3. Justin Smith (SF)	216
4. Linval Joseph (Min.)	215
5. Marcell Dareus (Buf.)	201
6. Haloti Ngata (Bal.)	199

MOST INTS BY NFL DTs (Since 1970 Merger)

Rk. Player	INTs
1. Haloti Ngata	5
Dan Wilkinson	5
Kevin Williams	5
4. Seven Players	4

Ngata Quick Hit:

- From 2011-14, Ngata was the *only* NFL DT who posted at least 175 tackles (199), 10 sacks (13.5) and 15 PD (16).
- Ngata ranks fifth on the Ravens' all-time tackles chart (528).
- Ngata is the *only* DT in NFL history with multiple 2+ INT seasons (2008 & 2014).

RUSH "D" NUMBER TO RAVE ABOUT

19

Consecutive seasons the Baltimore Ravens' defense has held opponents to a 4.0 rushing average or less, the NFL's longest such streak. (The Ravens ranked third with a 3.6 mark in 2014.)

RAVENS PLAYER NOTES

JACOBY'S JAUNTS



Pro Bowler **WR/RS Jacoby Jones** now has 4 regular season KOR-TDs and 1 playoff KOR-TD as a Raven. In 2014's Week 9 game at Pittsburgh, he recorded another 108-yard KOR-TD, the third of his career (2 regular season and 1 in the Super Bowl). With a 30.1 career return mark in Baltimore, Jones is the Ravens' all-time leader in KOR average (listed below).

In 2012, Jones posted 2 KOR-TDs (108 yards and 105 yards) and was the NFL's only player with dual KOR-TDs. He also became the first Raven to ever have multiple KOR-TDs in a single season *and* career.

RAVENS CAREER KICKOFF RETURN AVERAGE (Franchise History)

Rk.	Player (Years)	KOR	Yards	Avg.	Long	TD
1.	Jacoby Jones (2012-14)	101	3,037	30.1	108t	4
2.	Corey Harris (1998-2001)	123	2,950	24.0	95t	1
3.	Yamon Figurs (2007-08)	75	1,746	23.3	94t	1

NFL Record Note:

• Jones is the only player in NFL history to record multiple KOR-TDs of at least 105 yards in a career (he has two 108-yarders & a 105-yarder).

KICKOFF RETURN AVERAGE (2014 Season)

1.	Adam Jones	31.3
2.	Jacoby Jones	30.6
3.	Knile Davis	28.6
4.	Jarvis Landry	28.1
5.	Benny Cunningham . . .	27.5

KICKOFF RETURN AVERAGE (2014 Season)

1.	Baltimore Ravens	28.3
2.	Kansas City Chiefs . . .	28.0
3.	Indianapolis Colts . . .	28.0
4.	Cincinnati Bengals . . .	27.6
5.	Philadelphia Eagles . . .	27.3

2014 Return Quick Hit:

• The Ravens' 28.3 KOR average in 2014 ranked first in the NFL (see above). In Week 9 at Pittsburgh, **WR/RS Jacoby Jones** posted his third-career 108-yard KOR-TD (2 regular season & 1 Super Bowl) – all with Baltimore.

PRIME PUNT RETURNER



Since entering the NFL in 2007, **WR/RS Jacoby Jones** owns the NFL's second-most PR yards (2,673 on 265 returns). Jones has returned 4 punts for TDs during this time, including his most recent 63-yarder in 2012's Week 11 win at Pit. He also owns 8 PRs of 50-or-more yards, including three 70-plus-yarders that produced TDs.

ACTIVE NFL PUNT RETURN YARDS (Since 2007)

Rk.	Player	PR	Yards	Avg.	Long	TD
1.	Devin Hester	235	2,881	12.3	89t	11
2.	Jacoby Jones	265	2,673	10.1	79t	4
3.	Josh Cribbs	215	2,319	10.8	84t	3

A DIFFERENCE-MAKER

• **WR/RS Jacoby Jones** now has 4 regular season KOR-TDs and 1 playoff KOR-TD as a Raven (5 total). In 2014's Week 9 game at Pittsburgh, he recorded another 108-yard KOR-TD, the third of his career (2 regular season and 1 in the Super Bowl).

• Including playoffs, Jones has 6-career KOR-TDs (5 in three seasons as a Raven, with one especially memorable highlight being his 108-yard Super Bowl XLVII return in New Orleans).

• Jones's 30.6 KOR average in 2014 ranked as the NFL's second-best mark.

NFL KICKOFF RETURN AVG. (Since 2012 / Min. 30 Ret.)

1.	Adam Jones	30.3
2.	Jacoby Jones	30.1
3.	Knile Davis	29.5

COMBINED KICK RETURN TDS (Since 2012)

1.	Jacoby Jones	5 (4 KOR, 1 PR)
2.	Trindon Holliday . .	4 (2 KOR, 2 PR)
3.	Three Players	3 apiece

LEAGUE'S LONGEST

LONGEST KICKOFF RETURNS / NFL HISTORY (Regular Season & Postseason)

Rk.	Player	KOR Long	Game/Date
1.	Cordarrelle Patterson (Min.)	109t	10/27/13 vs. GB
2.	Jacoby Jones (Bal.)	108t	11/2/14 at Pit.
	Jacoby Jones (Bal.)	108t	2/3/13 vs. SF (SB)
	Jacoby Jones (Bal.)	108t	10/14/12 vs. Dal.
	Knile Davis (KC)	108t	12/1/13 vs. Den.
	Randall Cobb (GB)	108t	9/8/11 vs. NO
	Ellis Hobbs (NE)	108t	9/9/07 at NYJ

JONES ELECTRIFIES

WR/RS Jacoby Jones ranked first in the NFL with a 30.7 KOR average and had 3 combined kick return TDs (2 KOR & 1 PR) in the Ravens' 2012 Super Bowl season. Not only is Jones the first Raven to tally 3 total kick return TDs in a season, but he's one of six NFL players since 2008 to score a PR, KOR & receiving TD in a single campaign.

KICKOFF RETURN AVG. (2012 Season)

1.	Jacoby Jones	30.7
2.	Leon Washington . . .	29.0
3.	Joe McKnight	27.5
4.	Josh Cribbs	27.4
	Marcus Thigpen	27.4

COMBINED KICK RETURN TDS (2012 Season)

1.	Jacoby Jones	3 (2 KOR, 1 PR)
	Darius Reynaud . . .	3 (2 PR, 1 KOR)
3.	Trindon Holliday . .	2 (1 KOR, 1 PR)
	Leodis McKelvin	2 (both PR)
	Michael Spurlock . .	2 (1 PR, 1 KOR)
	Marcus Thigpen . .	2 (1 KOR, 1 PR)

PLAYERS W/ KOR, PR & REC. TDs IN A SEASON / SINCE 2008

Player	Season	KR-TD	PR-TD	Rec. TD
Jeremy Ross (Det.)	2013	1	1	1
Jacoby Jones (Bal.)	2012	2	1	1
Michael Spurlock (Chi.)	2012	1	1	1
Randall Cobb (GB)	2011	1	1	1
Devin Hester (Atl.)	2011	1	2	1
Josh Cribbs (Cle.)	2009	3	1	1

SPECIAL TEAMS UNIT RECEIVES HIGH MARK... AGAIN

In 2013, senior NFL writer Rick Gosselin of *The Dallas Morning News* ranked the Ravens' special teams unit No. 5 in the league in his annual comprehensive ratings system that is based on 22 categories, assigning points according to each standing — 1 for best, 32 for worst. In 2012, Gosselin ranked the Ravens' unit No. 2 in the NFL, just behind the Vikings, who finished first.

RAVENS PLAYER NOTES

SOARING WITH SAM



P Sam Koch, a 2014 Pro Bowl first alternate, owns a 45.0 career gross average and 39.0 career net, both marks that rank first in Ravens history. In 2014, Koch posted a career-high and Ravens franchise-record 47.4-yard gross average and a 43.3-yard net average, shattering his previous personal bests.

CAREER GROSS PUNTING AVG. (Ravens History)

Rk.	Player	Avg.
1.	Sam Koch	45.0
2.	Greg Montgomery	43.2
3.	Dave Zastudil	41.6

CAREER NET PUNTING AVG. (Ravens History)

Rk.	Player	Avg.
1.	Sam Koch	39.0
2.	Greg Montgomery	37.2
3.	Kyle Richardson	35.4

SENSATIONAL SAMMY

P Sam Koch had a monster 2014, producing the NFL's No. 3 gross average (47.4) and the No. 1 net average (43.3). Both marks are career highs and Ravens single-season records. Additionally, his 43.3 net average ranks as the fourth-best figure in NFL history.

GROSS PUNTING AVERAGE (2014 Season)

Rk.	Team	Gross Avg.
1.	Tress Way	47.5
	Bryan Anger	47.5
3.	Sam Koch	47.4

NET PUNTING AVERAGE (2014 Season)

Rk.	Player	Net Avg.
1.	Sam Koch	43.3*
2.	Thomas Morstead	42.9
3.	Pat McAfee	42.8

* Fourth-best in NFL history

PINNING 'EM DEEP

P Sam Koch is the Ravens' all-time leader in punts inside the 20 (currently has 251 during his career). In 2010, he posted a career-high 39 boots inside the 20, which were the NFL's second most and tie for eighth best all time in league history.

PUNTS INSIDE THE 20 (Ravens History)

Rk.	Player	In 20
1.	Sam Koch	251
2.	Kyle Richardson	128
3.	Dave Zastudil	89

PUNTS INSIDE THE 20 (2010 NFL Season)

Rk.	Player	In 20
1.	Steve Weatherford	42
2.	Sam Koch	39
3.	Andy Lee	34

Koch Quick Hit:

- In 2010, Koch (39) tied (Kyle Richardson, 1999) for the most single-season punts inside the 20 in Ravens history.

KOCH AMONG THE BEST

Since 2006, **P Sam Koch's** 251 punts in the 20 rank fourth in the NFL.

NFL PUNTS INSIDE THE 20 / SINCE 2006

Rk.	Player	In 20
1.	Dustin Colquitt (KC)	289
2.	Andy Lee (SF)	260
3.	Donnie Jones (Phi.)	256
4.	Sam Koch (Bal.)	251

SAMS SCORES

In the 2012 Week 10 win over Oakland, **P Sam Koch** scored his first-career TD on a fake FG in the third quarter, scampering 7 yards for the score in the Ravens' 55-20 victory.

BALTIMORE FOOTBALL IRONMAN

In Week 2 vs. Pittsburgh, **P Sam Koch** passed OLB Jarret Johnson (129 games from 2003-11) for the longest streak (now 144 games) in Ravens history. Koch has not missed a game in his NFL career.

FORSETT FLYING BY



Seventh-year veteran **RB Justin Forsett** had a career season. Forsett, who signed with the Ravens last April, posted 1,266 rushing yards and 8 TDs in 2014. He set new single-season career highs, breaking his previous bests of 619 yards and 4 TDs from 2009 while playing for Seattle.

RUSHING YARDS (2014 Season)

1.	DeMarco Murray . . .	1,845
2.	Le'Veon Bell	1,361
3.	LeSean McCoy	1,319
4.	Marshawn Lynch . . .	1,306
5.	Justin Forsett	1,266

RUSHING AVERAGE (2014 Season)

1.	Russell Wilson	7.19
2.	Colin Kaepernick . . .	6.14
3.	Justin Forsett	5.39
4.	Cam Newton	5.23
5.	Lamar Miller	5.09

RUSHES OF 10+ YARDS (2014 Season)

1.	DeMarco Murray . . .	45
2.	Justin Forsett	40
3.	Eddie Lacy	38

RUSHES OF 20+ YARDS (2014 Season)

1.	Justin Forsett	17
2.	DeMarco Murray . . .	15
3.	Four players	9

RB Justin Forsett set a Ravens' single-season record by producing 17 runs of 20-plus yards, breaking Jamal Lewis' record of 16 in 2003. Forsett's 5.4 rushing average in 2014 also set a Ravens' single-season record.

FORSETT HUGE IN NOLA

RB Justin Forsett posted a career-high 182 rushing yards and 2 TDs on 22 carries in the 34-27 win at New Orleans (11/24/14). Here are several fast facts about his performance:

- Forsett had 115 first-half rushing yards, tying for the NFL's second most (DeMarco Murray in Week 2) in a first half this season.
- Forsett's 182 stands as the ninth-best single-game rushing output in Ravens history, while his 8.3 average ranks eighth (min. 10 attempts).
- The 182 ranks as the NFL's fourth-best single-game mark in 2014, only trailing a 201-yard game by Jonas Gray and 204-yard and 185-yard performances by Le'Veon Bell.
- Only three times before in Ravens history has a back rushed for at least 180 yards and 2 TDs in a game: Jamal Lewis (295 & 2 on 9/14/03 vs. Cle.), Jamal Lewis (205 & 2 on 12/21/03 at Cle.) and Ray Rice (191 & 2 on 1/1/12 at Cin.)

TOP TE TARGET



Two-time Pro Bowl **TE Owen Daniels** has made a reception in 103-straight games, tying for the longest active streak among NFL TEs. In Week 2 vs. Pit., he had his 5th-career 2-TD game, finishing with 5 catches for 28 yards. Daniels has been one of the NFL's most productive TEs since his 2006 All-Rookie season. Among active TEs, he ranks fifth in catches (433) and sixth in receiving yards (5,144) and eighth in TDs (33).

CONSECUTIVE GAMES WITH AT LEAST ONE CATCH (NFL Tight Ends / Active Streaks)

Rk.	Player (Team)	Games	Started
1.	Owen Daniels (Bal.)	103	12/10/06
	Jason Witten (Dal.)	103	11/16/08
3.	Heath Miller (Pit.)	97	11/20/08
4.	Rob Gronkowski (NE)	65	09/12/10
5.	Antonio Gates (SD)	57	10/23/11

Daniels Quick Hit:

- Since 2006, Daniels is fourth among NFL TEs in first-down conversions (292) and fourth in first-down conversion pct. (67.4%). He also ranks seventh (among TEs) with 36 receptions of 25-plus yards.

RAVENS PLAYER NOTES

JUST FOR KICKS



Pro Bowl **K Justin Tucker** ranks as the NFL's most accurate kicker of all time. With the career minimum attempts set at 100, he's connected on 97 of 108 FGAs to produce an 89.81 success rate. (See further info in "Tuck's High Marks" in the right column.)

- In 2013, he earned his first Pro Bowl honor by setting team records in FGs made (38) and FGs attempted (41), with both figures tying (Stephen Gostkowski) for the NFL's most. Tucker also had a franchise-record 140 points (tied for sixth in NFL).

- In addition to his 2013 Pro Bowl, Tucker was named Special Teams Player of the Month (November) and AFC Special Teams Player of the Week three times last season. In 2014, he was named AFC Special Teams Player of the Week (Week 3) and Month (November).

- Tucker made 33-straight FGs at one point during the 2013 season, ranking as the NFL's fifth-longest streak of all time.

- His 6 FGs on 12/16/13 at Det. set a team record and were a single-game NFL high in 2013. Against the Lions, he became the first NFL kicker ever to connect from the 20-, 30-, 40-, 50- & 60-yard range in a game.

- Tucker has hit 63 of his past 66 FG attempts from *under* 55 yards.

- He is now 35-of-38 during his career when the Ravens are losing a game, and he's 25-of-26 when Baltimore is down by 7 points or less. The Pro Bowler is 19-of-23 in the last 2 minutes of a half during his career, and he's 36-of-39 in the fourth quarter.

JUSTIN TUCKER FIELD GOALS / CAREER STATS

Year	1-19	20-29	30-39	40-49	50+	Total	Pct.	LG	PAT	Pts
2012	0-0	8-8	8-8	10-13	4-4	30-33	90.9	56	42-42	132
2013	0-0	10-10	12-13	10-11	6-7	38-41	92.7	61	26-26	140
2014	0-0	10-10	11-11	4-4	4-9	29-34	85.3	55	42-42	129
Totals	0-0	28-28	31-32	24-28	14-20	97-108	89.8	61	110-110	401

400: GOOD COMPANY

K Justin Tucker (401 career points) became the second-fastest kicker in NFL history to reach the 400-point milestone, doing so in his 48th game – the 2014 regular season finale vs. Cleveland. (Jan Stenerud is the lone kicker to hit 400 sooner than "Tuck," doing so in 47 games.)

TUCKER'S NFL NUMBERS

7

Career game-winning FGs by **K Justin Tucker**:

- 2014: Week 3 vs. Cle., 32-yarder
- 2013: Week 15 at Det., 61-yarder
- 2013: Week 10 vs. Cin., 46-yarder in OT
- 2013: Week 5 at Mia., 44-yarder
- 2012: Div. Playoff at Den., 47-yarder in 2OT
- 2012: Week 12 at SD, 38-yarder in OT
- 2012: Week 3 vs. NE, 27-yarder

14

Career 50-plus-yard FGs by Tucker (on 20 attempts). Tucker has had four games where he's connected on dual 50+ FGs (Week 2 at Phi. & Week 7 at Hou. in 2012; Week 15 at Det. in 2013; Week 8 at Cin. in 2014).

33

Consecutive FGs Tucker made before finally missing in 2013's Week 16 matchup vs. NE. Tucker's stretch is the fifth-longest streak in NFL history and had ranked as the fourth longest until this season, with Adam Vinatieri hitting 34 straight.

TUCK'S HIGH MARKS

Pro Bowl **K Justin Tucker** ranks as the NFL's most accurate kicker of all time. With the career minimum attempts set at 100, he's connected on 97 of 108 FGAs to produce an 89.81 success rate. Impressively, Tucker has hit 63 of his past 66 FG attempts from *under* 55 yards. He was 29-of-34 (85.3%) this year, with his 5 misses coming from 54, 54, 55, 57 & 64 (blocked).

BEST CAREER FIELD GOAL PERCENTAGE (NFL History / Min. 100 Att.)

Rk.	Player	FGM-FGA	Pct.
1.	Justin Tucker	97-108	89.81
2.	Dan Bailey	114-127	89.76
3.	Stephen Gostkowski	243-280	86.79
4.	Mike Vanderjagt	230-266	86.47
5.	Nate Kaeding	181-210	86.19

TUCKER IS A STANDOUT

MOST FIELD GOALS MADE (Since 2012)

Rk.	Player (Team)	FGM
1.	Stephen Gostkowski (NE)	102
2.	Justin Tucker (Bal.)	97
3.	Adam Vinatieri (Ind.)	91
4.	Dan Carpenter (Buf.)	89

MOST NFL POINTS (Since 2012)

Rk.	Player (Team)	Points
1.	Stephen Gostkowski (NE)	467
2.	Justin Tucker (Bal.)	401
3.	Steven Hauschka (Sea.)	395
4.	Adam Vinatieri (Ind.)	394

CONSECUTIVE FIELD GOALS MADE (All-Time NFL Streaks)

Rk.	Kicker (Years)	FGs Made
1.	Mike Vanderjagt (2002-04)	42
2.	Gary Anderson (1997-98)	40
3.	Matt Stover (2005-06)	36
4.	Adam Vinatieri (2013-14)	35
5.	Justin Tucker (2013)	33

TUCK'S SUPERB SEASONS

BEST NFL FIELD GOAL PERCENTAGE (2013 Season)

Rk.	Player (Team)	FGM-FGA	Pct.
1.	Matt Prater	25-26	96.2
2.	Steven Hauschka	33-35	94.3
3.	Shaun Suisham	30-32	93.8
4.	Dan Bailey	28-30	93.3
5.	Greg Zuerlein	26-28	92.9
6.	Justin Tucker	38-41	92.7
	Stephen Gostkowski	38-41	92.7

BEST FIELD GOAL PERCENTAGE / ROOKIES (NFL History)

Rk.	Player (Year)	FGM-FGA	Pct.
1.	Blair Walsh (2012)	35-38	92.1
2.	Justin Tucker (2012)	30-33	90.9
3.	Cody Parkey (2014)	32-36	88.9
	Alex Henery (2011)	24-27	88.9
4.	Chandler Catanzaro (2014)	29-33	87.9
5.	Dan Bailey (2011)	32-37	86.5

BEST FIELD GOAL PERCENTAGE (Ravens Single-Season History)

Rk.	Player (Year)	FGM-FGA	Pct.
1.	Matt Stover (2006)	28-30	93.3
2.	Justin Tucker (2013)	38-41	92.7
3.	Justin Tucker (2012)	30-33	90.9
4.	Matt Stover (2004)	29-32	90.6
5.	Matt Stover (2000)	35-39	89.7
	Billy Cundiff (2010)	26-29	89.7

QUOTH THE RAVENS

BALTIMORE FOOTBALL



Sports Illustrated's Don Banks on the Ravens' Wild Card Win at Pittsburgh:

"Granted, these Ravens never make it easy on themselves in the regular season. But they definitely know how to play in January. And John Harbaugh's battle-tested club knows what it takes to win on the road in the playoffs, silencing even the most hostile crowds with the kind of effort that hushed Heinz Field on Saturday night. ... Baltimore specializes in surviving in the regular season, then thriving in the postseason. Once you get into the playoffs, anything can happen, and usually does. The Ravens hang around all year, then scratch and claw to advance once the stakes are their highest."

TEAM QUOTES

Fox Sports' Zac Jackson on reasons for optimism regarding the Ravens' 2014 campaign:

"They're still the Ravens; still a team with big-stage experience, big-name players and a winning culture. History says they've rarely been down two years in a row and will almost always have more hits than misses when it comes to the draft and free agency, and the focus certainly has been sharpened after going from the top of the mountain to missing the playoffs. ... If the playmakers are better, the Ravens can return to the league's top tier."

QB Joe Flacco on the Ravens' resiliency and ability to win while battling so many injuries to starters:

"The fact that all of that has happened, and we've still been able to win games is pretty impressive. We have new people. We've had to play with rookies. We've had to bring up practice squad guys. The fact that we have that depth and the fact that we have those guys on our team is pretty impressive."

Head coach John Harbaugh on the Ravens' resiliency:

"We have a resilient bunch. They're mentally tough; they don't get caught up in the noise; they don't get easily distracted. We say, 'Turn neither to the left nor to the right – eyes straight ahead.' We have a bunch of very mature men and some young guys that are heading in the right direction because of the mature guys around them that are leading them and showing them the way."

NFL.com's Adam Schein on predicting the Ravens' 2014 season:

"Baltimore is a playoff team. Despite having just missed the postseason for the first time in his six years at the helm, John Harbaugh is an excellent coach. In fact, I see Harbaugh winning his third division championship. Flacco isn't feeling the heat like last year – when he signed a nine-figure contract, fresh off a Super Bowl triumph – and should enjoy a solid campaign. I believe in this organization; it's fantastic, top to bottom. This defense should not only be better than last year's unit, but better than the group from two years ago that raised the Lombardi Trophy."

John Harbaugh on what he loves about the 2014 Ravens:

"I like our team a lot. I would go so far to say I love our team. I love the way they work. I love the way they treat one another. I love the way they bleed with one another. I believe in this football team. There's no question in my mind that this team is destined for some very special things. But now you have to do it. Reputations aren't built on what you say you are going to do – they're built on what you do. And that's our job to go do it."

OLB Terrell Suggs on the Ravens facing adversity and dealing with potential distractions:

"It's not really an 'us-against-the-world' mentality, but we are a very close-knit group. ... We're a team, and we're an organization, and united we stand. We're not going to flinch. Who knows what an NFL season will bring? You've just got to band together and sit together and do it."

John Harbaugh on the Ravens' leadership council & player input:

"We voted for the leadership council the very first day [of training camp], and we have seven guys on there. But it's not just those guys [who have input]. There are guys who aren't on our 'leadership council' who are involved in decisions we make every day. We really try to involve our players in everything we're doing. That's part of the process. It's their team, in the end. They're the guys out there playing the game. They end up being huge leaders, especially by example, and those guys have done that. They've done a great job of it. Now we need to just go out and win some games and validate the things that those guys are doing."

Gary Kubiak on the high attendance during OTAs:

"It's huge, and that speaks for the organization. The guys want to be here. The way they run things, the professional way that the Ravens do things, the way John [Harbaugh] has his practices set up and treats these guys like men – they respond to it. I've always known from the outside looking in how tough this football team was and how hard they work and how hard they play. I'm proud to be a part of it now. I love the way we go about our business each and every day, and for me as a coach, that's what you want to be a part of."

TE Owen Daniels on how impressed he is with the way the Ravens' organization takes care of distractions:

"I think everyone does a great job of that – top to bottom. We have great leadership starting from the top. Coach [John] 'Harbs' [Harbaugh] does an awesome job of keeping things in perspective, and keep us focused on the right thing, keeping us focused on things that we can worry about. If you can't change it, there's no need to worry about it much if we can't do anything about it. But we're focused on what we can do. All the guys in the locker room have a good head on their shoulders, and it comes from the top down."

ProFootballTalk.com's Mike Florio on the 2014 Ravens:

"These are the Ravens, guided by a superb front office and excellent coaching staff. With some important additions, especially on offense, they'll be poised to get back to the postseason. When they do, the Ravens will have the physicality to succeed against the best the NFC has to offer."

PERSONNEL QUOTES

The Sporting News' David Steele on what Ozzie Newsome means to Baltimore and its fans:

"Newsome, the only GM the Ravens have had during their 18 years in Baltimore, has produced two Super Bowl champions, drafted future Hall of Famers with his first two picks ever (Jonathan Ogden and Ray Lewis), has had only two head coaches in the last 16 years (Brian Billick and John Harbaugh), and has either employed or mentored front-office personnel all over the NFL. A franchise literally couldn't ask for more than he's done."

QUOTH THE RAVENS

John Harbaugh on his relationship with Ozzie Newsome:

"Ozzie has a term called 'scrimmaging it.' I would say that in the end, there has never been a decision made here that Ozzie and I didn't agree on in the end. It's a team effort. One of us may have to say 'OK, I acknowledge that your way may be the best way,' and we go that way. It becomes both of our decisions in the end. I know you have to have that kind of partnership between a coach and a GM to make it work. Ozzie, in my opinion, is the best in the business and a great guy to work with. I feel very blessed to be able to work with him."

Ravens assistant GM Eric DeCosta on the Ravens' development process for young draft picks:

"I think we've got a wonderful structure in place with our scouting staff and our coaches working very, very well together. When you have the scouting, the coaching and the strength and conditioning program all working together, most of our guys really do improve. I think that's been the biggest part of the success we've had."

JOHN HARBAUGH QUOTES

Ravens owner Steve Bisciotti on John Harbaugh:

"The interesting thing about John is that he may be a little bit more sure of himself, but he hasn't replaced anything that has to do with him seeking counsel. It's one thing to be more comfortable, to be sure, be more determined and be clearer. But he doesn't not talk to Ozzie [Newsome] and me and ask us for advice. That, to me, is the mark of a great leader. You can become more confident and more accomplished and more sure of yourself, but you're still just as interested in your partners' decisions. To me, that's what says to Baltimore that John is a great leader. He never replaced that inquisitiveness with assuredness."

General manager and executive vice president Ozzie Newsome on head coach John Harbaugh's attitude:

"Even when we won the Super Bowl a year ago, his evaluations centered on getting better. Not making the playoffs hurt us all. John didn't complain about it. His attitude right away was 'How do we get better and make sure this doesn't happen again?'"

ESPN.com's Jamison Hensley on John Harbaugh:

"John Harbaugh is at his best as a coach when his team faces adversity because he knows how to get the Baltimore Ravens in the right mindset. ... Harbaugh loves sending messages to his players. He'll give them blue-collared shirts during training camp to promote their workmanlike attitude. He puts up signs throughout the facility like W.I.N. – 'What's Important Now.'"

QB Joe Flacco on how the Ravens have been able to battle through adversity this season:

"It starts with John [Harbaugh] and his attitude that he brings into the team meeting room after a loss or that he brings every day in there. It definitely starts with him and filters throughout the rest of us. So, we are able to keep that levelheadedness and keep the same mentality no matter what's happened the previous week. I think he's so comfortable and so confident in what he is doing that he can portray that to all of us and we can [follow his lead]. Let's just say adversity is losing a game. We all don't feel good coming in here on Tuesday after a loss. But when you see your head coach get up there and, while he is fiery, he is still confident about getting back to work and going out there the next week. ... I think he's been doing a really good job with that, and that's with everything."

OFFENSIVE QUOTES

Head coach John Harbaugh on the impact of new offensive coordinator Gary Kubiak:

"Gary is a great coach. To try and name all the different ways that he's impacted us – how much time do you have? He's a heck of a coach. The biggest thing that I'm impressed with, among many things, is how well-built the offense is. The offense is really well-organized. It's built in such a way that it can be executed with speed and with confidence, and that's the goal, but yet have the answers you need to compete against the defenses that you're going to play against. But beyond that, the influence that you're talking about, he's obviously had a big impact. He's the coordinator on offense, and he's installing an offense that's new to the team here, but it becomes us. It becomes our offense. It becomes the Ravens' way, and he's doing a great job."

QB Joe Flacco on mastering the Ravens' new offense:

"It's a lot about the way Gary [Kubiak] teaches the offense. He makes it black and white. He knows what he wants, and he knows what he doesn't want, and I'm a guy who likes to run the offense based on the way the coordinator set it up to be run. So yes, it's a nice fit, because I trust myself to make the right decision. When it's very black and white on what you're supposed to do, it makes it very easy for me to go out there and do it. You're going through your progressions and getting the ball to the guy who is open and where the ball should be, and I love that."

TE Owen Daniels on the difference between Gary Kubiak, the head coach, and Gary Kubiak, the offensive coordinator:

"I never realized how good of a teacher he was. Being a head coach, you oversee a lot of things; you're not as hands on. Now I can see him as a teacher in the meeting rooms, installing the offense, on the practice field really coaching the guys up. He's a fantastic teacher. He's going to be a head coach again someday – I guarantee it. I'm just happy to see him as an OC. We're all lucky to have him as our OC right now."

WR Torrey Smith on offensive coordinator Gary Kubiak:

"I love him; he's great. I think that he's the perfect guy for what we need, and the way he is out there, he's a great leader for us, and it's easy to buy into what he's preaching. He's a great communicator as well, and he's a guy you want to play for."

WR Steve Smith Sr. on the emergence of RB Justin Forsett:

"I think sometimes we get so enamored with evaluations. We get mock drafts or [Mike] Mayock or this guy or that guy. Mayock, Mel Kiper, you get all these guys with their slick hairdos and their ballpoint pens, and they evaluate a guy. But at the end of the day, just because a guy walks through the door and looks like Tarzan, sometimes he plays like Jane. You can't evaluate how good a player is by watching him. You've got to see what he can do. And Justin Forsett is one of those guys. He's a formula breaker."

RB Justin Forsett on surpassing expectations by having a career year in Baltimore:

"I'm sure there are still some people who are surprised. I'm OK with surprising people. ... There's always going to be doubters. There's always going to be people that want to limit me and put me in boxes. It's my job to go out and try to break them."

NFL.com and SiriusXM's Adam Schein on the Ravens' offseason addition of WR Steve Smith Sr.:

"Do I believe Smith has something to prove after getting cut by Carolina? Is water wet? ... Baltimore needed to add more talent at receiver. Frankly, the Ravens needed someone with a killer instinct, a tone-setter in practice, games and the locker room. Smith is supremely motivated. ... Smith has always played with the proverbial chip on his shoulder, but in 2014, it's a boulder."

QUOTE THE RAVENS

Sports Illustrated's Don Banks on how WR Steve Smith Sr. fits with his new team in Baltimore:

"Smith has never lacked for intensity or focus and a willingness to speak his mind, and those qualities have already endeared him to Ravens head coach John Harbaugh and his new Baltimore teammates. Long considered one of the NFL's ultimate competitors, Smith has fit hand in glove into the Ravens' organizational mindset. Harbaugh has admired Smith's game as far back as when he came out of the University of Utah as Carolina's third-round pick in 2001, and he's almost giddy at finally getting Smith in a Ravens uniform."

QB Joe Flacco on how much confidence he has in the Ravens' offensive line and its progression:

"I feel great behind them right now. I always feel comfortable behind them on Sunday. It's just a matter of going out there and doing it. They're playing really well; they're playing really fast. They're mentally freed up to the point where they can just go be physical. As an offensive lineman, that's a big thing, because that's your No. 1 job. When you don't get to do that, and you're sitting back and trying to sort things out, then things can go the wrong way. That's not happening."

QB Joe Flacco on the trust he has in G Marshal Yanda:

"I talk about taking pride in being out here and playing and being there for my teammates, [but] there's no better guy at that than Marshal. He's one of the toughest people that I've ever been around. You know that you can count on him, and you know that you're going to get 100 percent from him every single time. He takes it personal, and he wants to be there for the team. He's just a guy that I can trust and respect, and when you have that guy right next to you, you don't have to be too worried. You're very confident, and you feel very secure in the fact that he's there."

NFL.com's Bucky Brooks on QB Joe Flacco's status among NFL QBs:

"When a young quarterback wins a ring – and claims Super Bowl MVP honors in the process – he immediately joins the conversation as an elite quarterback candidate. Thus, Flacco deserves consideration, based on his ability to guide the Ravens to a championship with stellar play in the pocket (see: 11 touchdowns against zero interceptions in the 2012 postseason). With a strong career resume that includes a [72-40] regular-season record and [six] playoff berths in [seven] seasons, it is hard to dispute Flacco's effectiveness as the Ravens' starter."

SiriusXM's Rich Gannon on QB Joe Flacco:

"People don't realize this about Flacco, but he oozes confidence. He's not going to flinch. He has the utmost confidence. ... One thing you respect about Joe is he doesn't make a mistake and then become conservative. That's not who Joe is."

Offensive coordinator Gary Kubiak on QB Joe Flacco:

"His physical abilities are as good as I've ever been around. He works extremely hard at what he does. Joe is a grinder, hasn't missed a day of practice, hasn't missed a rep. I'm very impressed with that. He's very competitive, yet very much under control [on] game day. I could go on and on, but he's a big-time quarterback. He's a championship quarterback."

Head coach John Harbaugh on K Justin Tucker's perfectionism:

"That's the thing about 'Tuck' that's so great – he's so motivated. He's never satisfied. He's never happy. He can kick a ball straight down the middle and come back and tell me what was wrong with it. As a coach, you feel pretty good about that. It's the guy that's missing it three yards to the right that's telling me how good a kick it was that you kind of really don't want to hear. He's a perfectionist. They all are – Sam [Koch] is, Morgan [Cox] is. That's a great group. I really think it's the best group of specialists in football."

DEFENSIVE QUOTES

OLB Elvis Dumervil on setting the Ravens' single-season sack record:

"It's just a blessing. The sacks will come, and they come in bunches. I'm truly grateful for the opportunity with a great organization, great teammates. So many people played their parts. I'm just grateful to be in a great situation to be able to take advantage of it. ... I can't take all the credit. All the unselfish guys that I play with – Courtney Upshaw, give him a special shout out to help me stay fresh. We've got Pernell McPhee up the middle. Obviously, playing alongside Terrell Suggs, it really helps. I'm just with great players and taking advantage of it."

SiriusXM's Pat Kirwan on what to expect from the Ravens' defense and rookie LB C.J. Mosley:

"The Ravens' defense, which ranked 12th last season, lost four players who combined for 228 tackles, five sacks, four interceptions and 33 passes defended – and they look like a better defense right now. The reasons they look better is centered on rookie linebacker C.J. Mosley. Terrell Suggs likened him to Patrick Willis in his rookie season. Mosley can go sideline to sideline, get off blocks, has pass rush skills and drops in coverage like a veteran. ... First-round pick C.J. Mosley is a star in the making."

OLB Terrell Suggs on rookie LB C.J. Mosley:

"He is playing special, phenomenal. That's why we call him half man, half amazing. I've never seen a rookie come in and play like him. There is great potential there, and it comes down to what he does with it. He plays every snap. He never comes off the field. Never."

OLB Elvis Dumervil on how he and OLB Terrell Suggs strive to be the top sack duo in the NFL:

"I've been there before twice [in Denver], so I definitely want to do that with Terrell. ... The thing about it is when you have a top duo in sacks, it really helps the team overall. You have two guys really performing well. He's been doing a great job. He's been disruptive on his side. It allows me to have one-on-ones, and vice versa. So, we both can take advantage of one-on-ones. It helps our defense."

OLB Elvis Dumervil on OLB Terrell Suggs' 100-plus career sacks:

"You get to three digits, 100 sacks, I think those are yellow jacket [Hall of Fame] type of accolades. He's been a great player for a long time. When you get to almost 100 sacks, that's a hell of an accomplishment."

Texans head coach Bill O'Brien on the Ravens' pass rush:

"I think their front seven is without a doubt one of the strongest, if not the strongest front seven, we've faced all year. ... They're a very stout bunch. They're very instinctive. They understand that scheme. [defensive coordinator] Dean Pees is a great coach, does a great job of putting these guys in position to make plays. They're tough, and they're good at the point of attack. They're good pass rushers."

Colts head coach Chuck Pagano on the Ravens' defense:

"When you look at it, it looks like a scary movie – 'Scary Movie 8, 9, 10, 11, 12' – whatever you want to call it. All I know is they're extremely well-coached, they're tough as damn nails, [and] you can't run the flippin' ball on them. Front to back, they have playmakers everywhere. They run to the ball, tackle well [and] cover well. Front to back, again, they have a bunch of game wreckers over there and a bunch of guys that we have a tremendous amount of respect for."

DE Chris Canty on LB Daryl Smith:

"He's a very smooth linebacker, very effective. [He] has a good feel for the game, understands the defense and can put himself and other players in position to make plays. I think that's one of the best things that he does, making sure that he coordinates everything and gets everybody set. He just has a knack for being in the right place at the right time to be able to make that big play for us. It's great to be able to line up with a guy like that who has that kind of command and has that kind of feel for the game and for the defense."

2014 COMMUNITY RECAP

Over the course of the 2014 season, Baltimore Ravens players, coaches, cheerleaders, mascot Poe and staff served the Baltimore community through a variety of outreach events and initiatives.

MILITARY



During training camp, the Ravens hosted several military groups, including C/O Bravo Company 53rd Signal Battalion. After practice, service members had the opportunity to meet Ravens players and coaching staff.



Ravens staff, alongside members of the Wounded Warrior Project, participated in a circuit workout at the Under Armour Headquarters in Baltimore. All warriors in attendance were given military-themed Ravens gear.



The Ravens continued their support for the military this season at all home games. Service members were honored through the Hometown Hero and Seats for Service Programs. The Ravens also sent care packages to troops.

PLAY 60



By hosting football clinics, Ravens players are able to connect with and teach children the fundamentals of football. **LB C.J. Mosley** took part in the annual Hispanic Heritage Clinic with 100 Hispanic youth.



The Ravens hosted three *Play 60* assemblies at local elementary schools. Several players, including **WR Torrey Smith** and **DT Brandon Williams**, encouraged students to play for 60 minutes per day.



The Ravens hosted their annual NFL/United Way Hometown Huddle at M&T Bank Stadium. **OLB Elvis Dumervil** joined nearly 100 Liberty Elementary School students for a day full of fun and physical activity.

HOLIDAY GIVING



WR Steve Smith Sr.



DE Chris Canty



WR Torrey Smith



WR/RS Jacoby Jones



S Jeromy Miles



T Eugene Monroe

ALPHABETICAL ROSTER



No.	Name	Pos.	Ht.	Wt.	Birthdate	Exp.	College	Hometown
11	Aiken, Kamar	WR	6-2	215	5/30/89	2	Central Florida	Hollywood, FL
14	Brown, Marlon	WR	6-5	214	4/22/91	2	Georgia	Memphis, TN
15	Campanaro, Michael	WR/RS	5-9	185	1/25/91	R	Wake Forest	Clarksville, MD
99	Canty, Chris	DE	6-7	317	11/10/82	10	Virginia	Charlotte, NC
23	Cason, Antoine	CB	6-1	195	7/9/86	7	Arizona	Long Beach, CA
62	Cody, Terrence	DT	6-4	345	6/28/88	5	Alabama	Fort Myers, FL
81	Daniels, Owen	TE	6-3	245	11/9/82	9	Wisconsin	Naperville, IL
58	Dumervil, Elvis	OLB	5-11	255	1/19/84	9	Louisville	Miami, FL
26	Elam, Matt	S	5-10	200	9/21/91	2	Florida	West Palm Beach, FL
5	Flacco, Joe	QB	6-6	245	1/16/85	7	Delaware	Audubon, NJ
29	Forsett, Justin	RB	5-8	197	10/14/85	7	California	Lakeland, FL
80	Gillmore, Crockett	TE	6-6	251	11/16/91	R	Colorado State	Bushland, TX
66	Gradkowski, Gino	G/C	6-3	300	11/5/88	3	Delaware	Pittsburgh, PA
42	Greenwood, Chris	CB	6-1	193	7/10/89	3	Albion	Detroit, MI
67	Guy, Lawrence	DE	6-4	318	3/17/90	3	Arizona State	Las Vegas, NV
33	Hill, Will	S	6-1	207	3/7/90	3	Florida	West Orange, NJ
74	Hurst, James	T	6-5	308	12/17/91	R	North Carolina	Plainfield, IN
77	Jensen, Ryan	OL	6-4	306	5/27/91	2	Colorado State-Pueblo	Fort Morgan, CO
97	Jernigan, Timmy	DT	6-2	300	9/24/92	R	Florida State	Lake City, FL
12	Jones, Jacoby	WR/RS	6-2	215	7/11/84	8	Lane	New Orleans, LA
44	Juszczyk, Kyle	FB	6-1	248	4/23/91	2	Harvard	Medina, OH
4	Koch, Sam	P	6-1	222	8/13/82	9	Nebraska	Seward, NE
41	Levine, Anthony	CB	5-11	203	3/27/87	3	Tennessee State	Winston-Salem, NC
50	McClellan, Albert	ILB	6-2	248	6/4/86	4	Marshall	Lakeland, FL
90	McPhee, Pernell	OLB	6-3	280	12/17/88	4	Mississippi State	Pahokee, FL
56	Means, Steven	DE	6-3	260	9/16/90	2	Buffalo	Buffalo, NY
38	Melvin, Rashaan	CB	6-2	193	10/2/89	1	Northern Illinois	Waukegan, IL
36	Miles, Jeromy	S	6-2	211	7/20/87	5	Massachusetts	Sicklerville, NJ
60	Monroe, Eugene	T	6-5	300	4/18/87	6	Virginia	Plainfield, NJ
57	Mosley, C.J.	LB	6-2	235	6/19/92	R	Alabama	Mobile, AL
92	Ngata, Haloti	DT	6-4	340	1/21/84	9	Oregon	Salt Lake City, UT
54	Orr, Zachary	LB	6-0	237	6/9/92	R	North Texas	DeSoto, TX
72	Osemele, Kelechi	G/T	6-5	330	6/24/89	3	Iowa State	Houston, TX
30	Pierce, Bernard	RB	6-0	230	5/10/91	3	Temple	Ardmore, PA
48	Scales, Patrick	LS	6-4	228	2/11/88	1	Utah State	North Ogden, UT
51	Smith, Daryl	ILB	6-2	250	3/14/82	11	Georgia Tech	Albany, GA
89	Smith Sr., Steve	WR	5-9	195	5/12/79	14	Utah	Los Angeles, CA
82	Smith, Torrey	WR	6-0	205	1/26/89	4	Maryland	Falmouth, VA
24	Stewart, Darian	S	5-11	214	8/4/88	5	South Carolina	Huntsville, AL
55	Suggs, Terrell	OLB	6-3	260	10/11/82	12	Arizona State	Chandler, AZ
84	Supernaw, Phillip	TE	6-5	248	1/30/90	1	Ouachita Baptist	Katy, TX
2	Taylor, Tyrod	QB	6-1	208	8/3/89	4	Virginia Tech	Hampton, VA
43	Toussaint, Fitzgerald	RB	5-10	205	5/4/90	R	Michigan	Youngstown, OH
28	Trawick, Brynden	S	6-2	225	10/23/89	2	Troy	Marietta, GA
9	Tucker, Justin	K	6-0	189	11/21/89	3	Texas	Austin, TX
93	Tyson, DeAngelo	DE	6-2	315	4/12/89	3	Georgia	Statesboro, GA
91	Upshaw, Courtney	OLB	6-2	272	12/13/89	3	Alabama	Eufaula, AL
64	Urschel, John	G/C	6-3	308	6/24/91	R	Penn State	Buffalo, NY
79	Walker, Casey	DT	6-1	340	12/6/89	1	Oklahoma	Garland, TX
21	Webb, Lardarius	CB/RS	5-10	182	10/12/85	6	Nicholls State	Opelika, AL
98	Williams, Brandon	DT	6-1	335	2/21/89	2	Missouri Southern St.	Kirkwood, MO
73	Yanda, Marshal	G/T	6-3	305	9/15/84	8	Iowa	Anamosa, IA
53	Zuttah, Jeremy	G/C	6-4	300	6/1/86	7	Rutgers	Edison, NJ

Practice Squad (10)

78	Jones, Marcel	G/T	6-7	320	9/4/88	2	Nebraska	Phoenix, AZ
83	Lemon, Alec	WR	6-1	203	7/1/91	1	Syracuse	Crofton, MD
65	Menkin, Nate	T	6-5	300	10/4/88	1	Mary Hardin-Baylor	Lago Vista, TX
32	Pointer, Quinton	CB	5-9	186	4/16/88	3	UNLV	Cape Coral, FL
45	Poole, Tauren	RB	5-10	210	10/18/89	2	Tennessee	Toccoa, GA
85	Reisner, Allen	TE	6-3	255	9/29/88	3	Iowa	Marion, IA
13	Robinson, Aldrick	WR	5-10	184	9/24/88	3	Southern Methodist	Waxahachie, TX
35	Small, Kiero	FB	5-9	242	3/1/89	R	Arkansas	Baltimore, MD
63	'Unga, J.J.	G/T	6-5	320	1/5/87	1	Midwestern State	Rochester, CA
10	Wenning, Keith	QB	6-3	222	2/14/91	R	Ball State	Coldwater, OH

Injured Reserve (19)

68	Bilukidi, Christo (ankle)	DT	6-5	320	12/13/89	3	Georgia State	Ottawa, Ontario
31	Brooks, Terrence (knee)	S	5-11	200	3/2/91	R	Florida State	Dunnellon, FL
59	Brown, Arthur (hamstring)	ILB	6-0	235	6/17/90	2	Kansas State	Wichita, KS
17	Butler, Jeremy (shoulder)	WR	6-2	218	4/22/91	R	Tennessee-Martin	Sarasota, FL
46	Cox, Morgan (knee)	LS	6-4	233	4/26/86	5	Tennessee	Collierville, TN
37	Gorrer, Danny (knee)	CB	6-0	180	6/1/86	5	Texas A&M	Port Arthur, TX
25	Jackson, Asa (knee)	CB/RS	5-10	182	12/2/89	3	Cal Poly	Sacramento, CA
39	Jacobs, Trmain (hamstring)	CB	5-11	182	5/20/92	R	Texas A&M	Covington, LA
95	Lewis-Moore, Kapron (Achilles)	DE	6-4	310	1/24/90	2	Notre Dame	Weatherford, TX
88	Pitta, Dennis (hip)	TE	6-4	245	6/29/85	5	BYU	Moorpark, CA
n/a	Rackley, Will (concussion)	G	6-3	318	10/11/89	4	Lehigh	Riverdale, GA
76	Reid, Jah (hand)	G/T	6-7	320	7/21/88	4	Central Florida	Haines City, FL
86	Reuland, Konrad (foot, PS IR)	TE	6-5	260	4/4/87	3	Stanford	Mission Viejo, CA
38	Ross, Aaron (Achilles)	CB	6-0	190	9/15/82	8	Texas	San Antonio, TX
47	McDermott, Kevin (elbow)	LS	6-4	234	1/12/90	2	UCLA	Nashville, TN
22	Smith, Jimmy (foot)	CB	6-2	209	7/26/88	4	Colorado	Colton, CA
34	Taliaferro, Lorenzo (foot)	RB	6-0	226	12/23/91	R	Coastal Carolina	Yorktown, VA
96	Urban, Brent (knee)	DE	6-7	295	5/5/91	R	Virginia	Mississauga, Ontario
71	Wagner, Rick (foot)	G/T	6-6	310	10/21/89	2	Wisconsin	West Allis, WI

NUMERICAL ROSTER

No.	Name	Pos.	Ht.	Wt.	Birthdate	Exp.	College	How Acq.	P	S	DNP	INA
2	Tyrod Taylor	QB	6-1	208	8/3/89	4	Virginia Tech	D6 '11	1	0	15	0
4	Sam Koch	P	6-1	222	8/13/82	9	Nebraska	D6a '06	16	0	0	0
5	Joe Flacco	QB	6-6	245	1/16/85	7	Delaware	D1 '08	16	16	0	0
9	Justin Tucker	K	6-0	189	11/21/89	3	Texas	FA '12	16	0	0	0
11	Kamar Aiken	WR	6-2	215	5/30/89	2	Central Florida	FA '13	16	0	0	0
12	Jacoby Jones	WR/RS	6-2	215	7/11/84	8	Lane	FA '12	16	0	0	0
14	Marlon Brown	WR	6-5	214	4/22/91	2	Georgia	FA '13	14	1	0	2
15	Michael Campanaro	WR/RS	5-9	185	1/25/91	R	Wake Forest	D7 '14	4	0	0	12
21	Lardarius Webb	CB/RS	5-10	182	10/12/85	6	Nicholls State	D3 '09	13	11	0	3
23	Antoine Cason	CB	6-1	195	7/9/86	7	Arizona	FA '14	13	10	1	1
24	Darian Stewart	S	5-11	214	8/4/88	5	South Carolina	UFA (STL) '14	16	14	0	0
26	Matt Elam	S	5-10	200	9/21/91	2	Florida	D1 '13	16	11	0	0
28	Brynden Trawick	S	6-2	225	10/23/89	2	Troy	FA '13	14	0	0	2
29	Justin Forsett	RB	5-8	197	10/14/85	7	California	FA '14	16	14	0	0
30	Bernard Pierce	RB	6-0	230	5/10/91	3	Temple	D3 '12	13	2	1	2
33	Will Hill	S	6-1	207	3/7/90	3	Florida	FA '14	10	8	0	0
36	Jeromy Miles	S	6-2	211	7/20/87	5	Massachusetts	WAV (Cin.) '13	16	2	0	0
38	Rashaan Melvin	CB	6-2	193	10/2/89	1	Northern Illinois	FA '14	3	2	0	4
41	Anthony Levine	CB	5-11	203	3/27/87	3	Tennessee State	FA '12	16	3	0	0
42	Chris Greenwood	CB	6-1	193	7/10/89	3	Albion	FA '14	0	0	0	2
43	Fitzgerald Toussaint	RB	5-10	205	5/4/90	R	Michigan	FA '14	2	0	2	1
44	Kyle Juszczyk	FB	6-1	248	4/23/91	2	Harvard	D4b '13	16	14	0	0
48	Patrick Scales	LS	6-4	228	2/11/88	1	Utah State	FA '14	2	0	0	0
50	Albert McClellan	ILB	6-2	248	6/4/86	4	Marshall	FA '10	16	0	0	0
51	Daryl Smith	ILB	6-2	250	3/14/82	11	Georgia Tech	UFA (JAX) '13	16	16	0	0
53	Jeremy Zuttah	G/C	6-4	300	6/1/86	7	Rutgers	TR (TB) '14	16	16	0	0
54	Zachary Orr	LB	6-0	237	6/9/92	R	North Texas	FA '14	15	0	0	1
55	Terrell Suggs	OLB	6-3	260	10/11/82	12	Arizona State	D1a '03	16	16	0	0
56	Steven Means	DE	6-3	260	9/16/90	2	Buffalo	FA '14	1	0	0	1
57	C.J. Mosley	LB	6-2	235	6/19/92	R	Alabama	D1 '14	16	16	0	0
58	Elvis Dumervil	OLB	5-11	253	1/19/84	9	Louisville	FA '13	16	2	0	0
60	Eugene Monroe	T	6-5	300	4/18/87	6	Virginia	TR (JAX) '13	11	11	0	5
62	Terrence Cody	DT	6-4	345	6/28/88	5	Alabama	D2b '10	1	0	0	6
64	John Urschel	G/C	6-3	308	6/24/91	R	Penn State	D5 '14	11	3	0	5
66	Gino Gradkowski	G/C	6-3	300	11/5/88	3	Delaware	D4a '12	8	0	0	8
67	Lawrence Guy	DE	6-4	318	3/17/90	3	Arizona State	WAV (SD) '14	14	1	0	2
72	Kelechi Osemele	G/T	6-5	330	6/24/89	3	Iowa State	D2b '12	14	14	0	2
73	Marshal Yanda	G/T	6-3	305	9/15/84	8	Iowa	D3b '07	16	16	0	0
74	James Hurst	T	6-5	308	12/17/91	R	North Carolina	FA '14	16	5	0	0
77	Ryan Jensen	OL	6-4	306	5/27/91	2	Colorado State-Pueblo	D6b '13	1	0	0	1
79	Casey Walker	DT	6-1	340	12/6/89	1	Oklahoma	FA '14	6	1	0	3
80	Crockett Gillmore	TE	6-6	251	11/16/91	R	Colorado State	D3b '14	15	1	0	1
81	Owen Daniels	TE	6-3	245	11/9/82	9	Wisconsin	FA '14	15	13	0	1
82	Torrey Smith	WR	6-0	205	1/26/89	4	Maryland	D2 '11	16	16	0	0
84	Phillip Supernaw	TE	6-5	248	1/30/90	1	Quachita Baptist	FA '14	7	1	1	2
89	Steve Smith Sr.	WR	5-9	195	5/12/79	14	Utah	FA '14	16	16	0	0
90	Pernell McPhee	OLB	6-3	280	12/17/88	4	Mississippi State	D5b '11	16	0	0	0
91	Courtney Upshaw	OLB	6-2	272	12/13/89	3	Alabama	D2a '12	16	14	0	0
92	Haloti Ngata	DT	6-4	340	1/21/84	9	Oregon	D1 '06	12	12	0	0
93	DeAngelo Tyson	DE	6-2	315	4/12/89	3	Georgia	D7 '12	11	4	0	5
97	Timmy Jernigan	DT	6-2	300	9/24/92	R	Florida State	D2 '14	12	3	0	4
98	Brandon Williams	DT	6-1	335	2/21/89	2	Missouri Southern St.	D3 '13	16	14	0	0
99	Chris Canty	DE	6-7	317	11/10/82	10	Virginia	FA '13	11	11	0	5
Practice Squad (10)												
10	Keith Wenning	QB	6-3	222	2/14/91	R	Ball State	D6 '14	0	0	0	0
13	Aldrick Robinson	WR	5-10	184	9/24/88	3	Southern Methodist	FA '14	5	0	0	7
32	Quinton Pointer	CB	5-9	186	4/16/88	3	UNLV	FA '14	0	0	0	0
35	Kiero Small	FB	5-9	242	5/1/89	R	Arkansas	FA '14	3	3	0	0
45	Tauren Poole	RB	5-10	210	10/19/89	2	Tennessee	FA '14	0	0	0	0
63	J.J. 'Unga	G/T	6-5	320	1/5/87	1	Midwestern State	FA '14	0	0	0	0
65	Nate Menkin	T	6-5	300	10/4/88	1	Mary Hardin-Baylor	FA '14	0	0	0	0
78	Marcel Jones	G/T	6-7	320	9/4/88	2	Nebraska	FA '14	0	0	0	0
83	Alec Lemon	WR	6-1	203	7/1/91	1	Syracuse	FA '14	0	0	0	0
85	Allen Reisner	TE	6-3	255	9/29/88	3	Iowa	FA '14	0	0	0	0
Injured Reserve (19)												
17	Jeremy Butler (shoulder)	WR	6-2	218	4/22/91	R	Tennessee-Martin	FA '14	0	0	0	0
22	Jimmy Smith (foot)	CB	6-2	209	7/26/88	4	Colorado	D1 '11	8	8	0	1
25	Asa Jackson (knee)	CB/RS	5-10	182	12/2/89	3	Cal Poly	D5 '12	7	6	0	0
31	Terrence Brooks (knee)	S	5-11	200	3/2/91	R	Florida State	D3a '14	11	0	0	3
34	Lorenzo Taliaferro (foot)	RB	6-0	226	12/23/91	R	Coastal Carolina	D4b '14	13	0	0	1
37	Danny Gorrer (knee)	CB	6-0	180	6/1/86	5	Texas A&M	WAV (Det.) '14	10	0	0	0
38	Aaron Ross (Achilles)	CB	6-0	190	9/15/82	8	Texas	UFA (NYG) '14	0	0	0	0
39	Tramain Jacobs (hamstring)	CB	5-11	182	5/20/92	R	Texas A&M	FA '14	3	0	0	0
46	Morgan Cox (knee)	LS	6-4	233	4/26/86	5	Tennessee	FA '10	7	0	0	0
47	Kevin McDermott (elbow)	LS	6-4	234	1/12/90	2	UCLA	FA '14	7	0	0	0
59	Arthur Brown (hamstring)	ILB	6-0	235	6/17/90	2	Kansas State	D2 '13	4	0	0	12
68	Christo Bilukidi (ankle)	DT	6-5	320	12/13/89	3	Georgia State	WAV (CIN) '14	4	0	0	1
71	Rick Wagner (foot)	G/T	6-6	310	10/21/89	2	Wisconsin	D5 '13	15	15	0	0
76	Jah Reid (hand)	G/T	6-7	320	7/21/88	4	Central Florida	D3 '11	4	0	0	9
86	Konrad Reuland (foot, PS IR)	TE	6-5	260	4/4/87	3	Stanford	FA '14	0	0	0	0
88	Dennis Pitta (hip)	TE	6-4	245	6/29/85	5	BYU	D4 '10	3	3	0	0
95	Kapron Lewis-Moore (Achilles)	DE	6-4	310	1/24/90	2	Notre Dame	D6a '13	0	0	0	0
96	Brent Urban (knee)	DE	6-7	295	5/5/91	R	Virginia	D4a '14	0	0	0	0
n/a	Will Rackley (concussion)	G	6-3	318	10/11/89	4	Lehigh	FA '14	0	0	0	0

POSITIONAL ROSTER

QUARTERBACKS

2	Tyrod Taylor	QB
5	Joe Flacco	QB

WIDE RECEIVERS

11	Kamar Aiken	WR
12	Jacoby Jones	WR/RS
14	Marlon Brown	WR
15	Michael Campanaro	WR/RS
82	Torrey Smith	WR
89	Steve Smith Sr.	WR

RUNNING BACKS

29	Justin Forsett	RB
30	Bernard Pierce	RB
44	Kyle Juszczyk	FB
43	Fitzgerald Toussaint	RB

TIGHT ENDS

80	Crockett Gillmore	TE
81	Owen Daniels	TE
84	Phillip Supernaw	TE

OFFENSIVE LINE

53	Jeremy Zuttah	G/C
60	Eugene Monroe	T
64	John Urschel	G/C
66	Gino Gradkowski	G/C
72	Kelechi Osemele	G/T
73	Marshal Yanda	G/T
74	James Hurst	T
77	Ryan Jensen	OL

SPECIALISTS

4	Sam Koch	P
9	Justin Tucker	K
48	Patrick Scales	LS

SECONDARY

21	Lardarius Webb	CB/RS
23	Antoine Cason	CB
24	Darian Stewart	S
26	Matt Elam	S
28	Brynden Trawick	S
33	Will Hill	S
36	Jeromy Miles	S
38	Rashaan Melvin	CB
41	Anthony Levine	CB
42	Chris Greenwood	CB

LINEBACKERS

50	Albert McClellan	ILB
51	Daryl Smith	ILB
54	Zachary Orr	LB
55	Terrell Suggs	OLB
57	C.J. Mosley	LB
58	Elvis Dumervil	OLB
90	Pernell McPhee	OLB
91	Courtney Upshaw	OLB

DEFENSIVE LINE

56	Steven Means	DE
62	Terrence Cody	DT
67	Lawrence Guy	DE
79	Casey Walker	DT
92	Haloti Ngata	DT
93	DeAngelo Tyson	DE
97	Timmy Jernigan	DT
98	Brandon Williams	DT
99	Chris Canty	DE

PRACTICE SQUAD

10	Keith Wenning	QB
13	Aldrick Robinson	WR
32	Quinton Pointer	CB
35	Kiero Small	FB
45	Tauren Poole	RB
63	J.J. 'Unga	G/T
65	Nate Menkin	T
78	Marcel Jones	G/T
83	Alec Lemon	WR
85	Allen Reisner	TE

RESERVE/INJURED

17	Jeremy Butler (shoulder)	WR
22	Jimmy Smith (foot)	CB
25	Asa Jackson (knee)	CB/RS
31	Terrence Brooks (knee)	S
34	Lorenzo Taliaferro (foot)	RB
37	Danny Gorrer (knee)	CB
38	Aaron Ross (Achilles)	CB
39	Tramain Jacobs (hamstring)	CB
46	Morgan Cox (knee)	LS
47	Kevin McDermott (elbow)	LS
59	Arthur Brown (hamstring)	ILB
68	Christo Bilukidi (ankle)	DT
71	Rick Wagner (foot)	G/T
76	Jah Reid (hand)	G/T
86	Konrad Reuland (foot, PS IR)	TE
88	Dennis Pitta (hip)	TE
95	Kapron Lewis-Moore (Achilles)	DE
96	Brent Urban (knee)	DE
n/a	Will Rackley (concussion)	G

COACHING STAFF

John Harbaugh	Head Coach
Jerry Rosburg	Special Teams Coordinator/Associate Head Coach
Gary Kubiak	Offensive Coordinator
Dean Pees	Defensive Coordinator
Juney Barnett	Assistant Strength and Conditioning
Clarence Brooks	Defensive Line
Juan Castillo	Offensive Line
Bill DeLorbe	Cross Training Specialist
Rick Dennison	Quarterbacks
Bobby Engram	Wide Receivers
Thomas Hammock	Running Backs
Chris Hewitt	Assistant Defensive Backs
Don Martindale	Inside Linebackers

Ted Monachino	Linebackers
Brian Pariani	Tight Ends
Bob Rogucki	Strength and Conditioning
Steve Spagnuolo	Secondary/Assistant Head Coach
Craig Ver Steeg	Senior Offensive Assistant
Todd Washington	Assistant Offensive Line
Matt Weiss	Defensive Quality Control/Linebackers Assistant
Randy Brown	Kicking Consultant
Jay Harbaugh	Offensive Quality Control
Megan McLaughlin	Executive Assistant/Football Information Manager
Dan Parsons	Assistant to Head Coach
Drew Wilkins	Coaching Staff Assistant

DEPTH CHART

Last updated Jan. 5 by Ravens PR staff.

OFFENSE

LWR	82	Torrey Smith (16/16)	14	Marlon Brown (14/1)	<u>15</u>	<u>Michael Campanaro (4/0)</u>
RWR	89	Steve Smith Sr. (16/16)	11	Kamar Aiken (16/0)	12	Jacoby Jones (16/0)
LT	60	Eugene Monroe (11/11)*	<u>74</u>	<u>James Hurst (16/5)</u>		
LG	72	Kelechi Osemele (14/14)	<u>64</u>	<u>John Urschel (11/3)</u>	77	Ryan Jensen (1/0)
C	53	Jeremy Zuttah (16/16)	66	Gino Gradkowski (8/0)	77	Ryan Jensen (1/0)
RG	73	Marshal Yanda (16/16)	<u>64</u>	<u>John Urschel (11/3)</u>	77	Ryan Jensen (1/0)
RT	<u>74</u>	<u>James Hurst (16/5)</u>	73	Marshal Yanda (16/16)		
TE	81	Owen Daniels (15/13)	<u>80</u>	<u>Crockett Gillmore (15/1)</u>	84	Phillip Supernaw (7/0)
QB	5	Joe Flacco (16/16)	2	Tyrod Taylor (1/0)		
FB	44	Kyle Juszczyk (16/14)				
RB	29	Justin Forsett (16/14)	30	Bernard Pierce (13/2)	<u>43</u>	<u>Fitzgerald Toussaint (2/0)</u>

DEFENSE

DT	92	Haloti Ngata (12/12)	<u>97</u>	<u>Timmy Jernigan (12/3)*</u>	79	Casey Walker (6/1)
NT	98	Brandon Williams (16/14)	62	Terrence Cody (1/0)		
DE	99	Chris Canty (11/11)	67	Lawrence Guy (14/1)	93	DeAngelo Tyson (11/4)
OLB	55	Terrell Suggs (16/16)	90	Pernell McPhee (16/0)	56	Steven Means (0/0)
ILB	<u>57</u>	<u>C.J. Mosley (16/16)</u>	<u>54</u>	<u>Zachary Orr (15/0)</u>		
ILB	51	Daryl Smith (16/16)	50	Albert McClellan (16/0)		
Sam	91	Courtney Upshaw (16/14) -OR-	58	Elvis Dumervil (16/2)		
LCB	21	Lardarius Webb (13/11)	23	Antoine Cason (13/10)		
SS	33	Will Hill (10/8) -OR-	26	Matt Elam (16/11)	28	Brynden Trawick (14/0)
FS	24	Darian Stewart (16/14) -OR-	36	Jeromy Miles (16/2)		
RCB	38	Rashaan Melvin (3/2)	41	Anthony Levine (16/3)	42	Chris Greenwood (0/0)

SPECIAL TEAMS

P	4	Sam Koch (16/0)				
K	9	Justin Tucker (16/0)				
H	4	Sam Koch (16/0)				
LS	48	Patrick Scales (2/0)				
KOR	12	Jacoby Jones (16/0)	<u>15</u>	<u>Michael Campanaro (4/0)</u>	21	Lardarius Webb (13/11)
PR	12	Jacoby Jones (16/0)	<u>15</u>	<u>Michael Campanaro (4/0)</u>	21	Lardarius Webb (13/11)

(2014 Games Played/Games Started)

Rookie Players Underlined

* Injured Player

PRONUNCIATION GUIDE

Players: Kamar Aiken (kuh-MARR); Christo Bilukidi (bill-oo-KEE-dee); Michael Campanaro (camp-ah-NAIR-oh); Antoine Cason (ann-TWON KAY-sun); Danny Gorrer (GORE-er); Asa Jackson (ACE-uh); Kyle Juszczyk (YOOZ-check); Sam Koch (Cook); Anthony Levine (luh-VEEN); Kapron Lewis-Moore (CAP-rin); Pernell McPhee (purr-NELL); Haloti Ngata (ha-LOW-tee NAH-tah); Kelechi Osemele (kah-LETCHEE-ee oh-SEM-uh-lee); Dennis Pitta (PIT-uh); Lorenzo Taliaferro (tal-uh-FARE-o); Fitzgerald Toussaint (TOO-sawnt); Brynden Trawick (BREN-den TRAH-wick); Lardarius Webb (lahr-DARE-ee-us); Marshal Yanda (YAWN-da); Jeremy Zuttah (ZOO-tuh)
Coaches: Juan Castillo (cass-TEE-yo); Ted Monachino (mah-nah-KEY-no); Brian Pariani (pair-ee-ON-ee); Bob Rogucki (ruh-GUS-key); Steve Spagnuolo (spag-NO-low); Craig Ver Steeg (ver-STEGG)

PARTICIPATION CHART

Player	2023 Season																	REGULAR SEASON TOTALS			
	9/7 vs. Cin.	9/11 vs. Pit.	9/21 at Cle.	9/28 vs. Car.	10/5 at Ind.	10/12 at TB	10/19 vs. Atl.	10/26 at Cin.	11/2 at Pit.	11/9 vs. Ten.	11/24 at NO	11/30 vs. SD	12/7 at Mia.	12/14 vs. Jac.	12/21 at Hou.	12/28 vs. Cle.	1/3/15 at Pit. (Wild Card)	GAMES PLAYED	GAMES STARTED	DID NOT PLAY	INACTIVE
Aiken, Kamar	X	X	X	X	X	X	X	X	X	X	X	X	X	X	X	X	X	16	0	0	0
Bilukidi, Christo	NOR	INA	X	X	X	X	IR	IR	IR	IR	IR	IR	IR	IR	IR	IR	IR	4	0	0	1
Brooks, Terrence	X	X	INA	X	X	X	X	X	X	INA	X	X	X	INA	X	IR	IR	11	0	0	3
Brown, Arthur	INA	INA	INA	INA	INA	INA	INA	INA	X	X	INA	INA	X	INA	INA	X	IR	4	0	0	12
Brown, Chykie	LCB	X	X	X	X	X	INA	INA	X	NOR	NOR	NOR	NOR	NOR	NOR	NOR	NOR	7	1	0	2
Brown, Marlon	X	X	X	X	X	INA	INA	X	X	X	X	X	WR	X	X	X	X	14	1	0	2
Butler, Jeremy	IR	IR	IR	IR	IR	IR	IR	IR	IR	IR	IR	IR	IR	IR	IR	IR	IR	0	0	0	0
Bynes, Josh	PS	PS	PS	NOR	NOR	NOR	NOR	NOR	NOR	NOR	NOR	NOR	NOR	NOR	NOR	NOR	NOR	0	0	0	0
Campanaro, Michael	INA	INA	INA	INA	INA	X	X	X	INA	INA	INA	INA	INA	INA	INA	X	X	4	0	0	12
Canty, Chris	DL	DL	DE	DE	INA	INA	INA	INA	DE	DE	DE	DE	DE	DE	DE	INA	DE	11	11	0	5
Cason, Antoine	NOR	NOR	NOR	NOR	NOR	NOR	NOR	NOR	NOR	NOR	NOR	NOR	NOR	NOR	INA	DNP	X	1	0	1	1
Cody, Terrence	PUP	PUP	PUP	PUP	PUP	PUP	PUP	PUP	PUP	INA	INA	INA	X	INA	INA	INA	INA	1	0	0	6
Cox, Derek	NOR	NOR	NOR	NOR	NOR	NOR	NOR	NOR	NOR	NOR	NOR	NOR	NOR	NOR	NOR	NOR	NOR	0	0	0	0
Cox, Morgan	X	X	X	X	X	X	X	IR	IR	IR	IR	IR	IR	IR	IR	IR	IR	7	0	0	0
Daniels, Owen	X	TE	X	TE	TE	TE	TE	INA	TE	TE	TE	TE	TE	TE	TE	TE	TE	15	13	0	1
Davis, Jace	NOR	NOR	NOR	NOR	NOR	NOR	NOR	NOR	PS	PS	NOR	NOR	NOR	NOR	NOR	NOR	NOR	0	0	0	0
Dumervil, Elvis	X	X	X	X	X	X	X	X	X	X	X	SAM	OLB	X	X	X	X	16	2	0	0
Elam, Matt	SS	SS	SS	SS	SS	SS	SS	SS	SS	X	X	DB	S	X	X	X	X	16	11	0	0
Flacco, Joe	QB	QB	QB	QB	QB	QB	QB	QB	QB	QB	QB	QB	QB	QB	QB	QB	QB	16	16	0	0
Fleming, Jamell	PS	PS	NOR	NOR	NOR	NOR	NOR	NOR	NOR	NOR	NOR	NOR	NOR	NOR	NOR	NOR	NOR	0	0	0	0
Forsett, Justin	X	X	RB	RB	RB	RB	RB	RB	RB	RB	RB	RB	RB	RB	RB	RB	RB	16	14	0	0
Franks, Dominique	NOR	NOR	NOR	NOR	NOR	X	X	X	RCB	NOR	NOR	NOR	NOR	NOR	NOR	NOR	NOR	4	1	0	0
Gillmore, Crockett	X	X	X	X	X	X	X	TE	X	X	X	X	INA	X	X	X	X	15	1	0	1
Gorrier, Danny	NOR	NOR	NOR	NOR	NOR	NOR	NOR	NOR	NOR	X	X	X	X	X	IR	IR	IR	4	0	0	0
Gradkowski, Gino	X	X	X	X	X	X	X	INA	INA	INA	INA	INA	INA	INA	INA	X	X	8	0	0	8
Greenwood, Chris	NOR	NOR	NOR	NOR	NOR	NOR	NOR	NOR	NOR	NOR	NOR	NOR	NOR	NOR	NOR	INA	INA	0	0	0	2
Guy, Lawrence	NOR	NOR	NOR	INA	X	X	X	X	INA	X	X	X	X	X	X	DE	X	11	1	0	2
Hill, Will	SUSP	SUSP	SUSP	SUSP	SUSP	SUSP	X	X	DB	SS	SS	SS	SS	SS	SS	SS	SS	10	8	0	0
Hurst, James	X	X	X	LT	LT	LT	LT	X	X	X	X	X	X	X	X	X	LT	16	5	0	0
Jackson, Asa	X	LCB	LCB	LCB	LCB	IRDB	IRDR	IRDR	IRDR	IRDR	IRDR	IRDR	CB	RCB	IR	IR	IR	7	6	0	0
Jacobs, Traamin	PS	PS	PS	PS	PS	PS	PS	PS	PS	X	X	X	IR	IR	IR	IR	IR	3	0	0	0
Jensen, Ryan	PS	PS	PS	PS	PS	PS	PS	PS	PS	PS	PS	PS	PS	PS	INA	X	X	1	0	0	1
Jernigan, Timmy	X	X	INA	INA	INA	INA	X	X	X	X	X	X	X	DT	DT	DT	INA	12	3	0	4
Jones, Jacoby	X	X	X	X	X	X	X	X	X	X	X	X	X	X	X	X	X	16	0	0	0
Jones, Marcel	PS	PS	PS	PS	PS	PS	PS	PS	PS	PS	PS	PS	PS	PS	PS	PS	PS	0	0	0	0
Jones, Terren	NOR	NOR	NOR	NOR	NOR	NOR	NOR	NOR	NOR	NOR	NOR	NOR	PS	NOR	NOR	NOR	NOR	0	0	0	0
Juszczyk, Kyle	FB	X	FB	FB	FB	FB	FB	FB	FB	FB	FB	FB	X	FB	FB	FB	FB	16	14	0	0
Koch, Sam	X	X	X	X	X	X	X	X	X	X	X	X	X	X	X	X	X	16	0	0	0
Lemon, Alec	NOR	NOR	NOR	NOR	NOR	NOR	NOR	NOR	NOR	NOR	NOR	NOR	NOR	PS	PS	PS	PS	0	0	0	0
Levine, Anthony	X	X	X	X	X	X	X	X	X	RCB	RCB	RCB	X	X	X	X	X	16	3	0	0
Lewis-Moore, Kapron	IR	IR	IR	IR	IR	IR	IR	IR	IR	IR	IR	IR	IR	IR	IR	IR	IR	0	0	0	0
McClellan, Albert	X	X	X	X	X	X	X	X	X	X	X	X	X	X	X	X	X	16	0	0	0
McDermott, Kevin	NOR	NOR	NOR	NOR	NOR	NOR	NOR	X	X	X	X	X	X	X	IR	IR	IR	7	0	0	0
McPhee, Pernell	X	X	X	X	X	X	X	X	X	X	X	X	X	X	X	X	X	16	0	0	0
Means, Steven	NOR	NOR	NOR	NOR	NOR	PS	PS	PS	PS	PS	PS	PS	PS	PS	PS	INA	INA	0	0	0	1
Meder, Jamie	PS	PS	PS	PS	PS	PS	PS	PS	PS	PS	NOR	NOR	NOR	NOR	NOR	NOR	NOR	0	0	0	0
Melvin, Rashaan	NOR	NOR	NOR	NOR	NOR	NOR	NOR	NOR	INA	INA	INA	INA	X	RCB	RCB	RCB	RCB	3	2	0	4
Menkin, Nate	PS	PS	PS	PS	PS	PS	PS	PS	PS	PS	PS	PS	PS	PS	PS	PS	PS	0	0	0	0
Miles, Jeromy	X	X	X	X	X	X	X	X	X	X	X	FS	S	X	X	X	X	16	2	0	0
Monroe, Eugene	LT	LT	LT	INA	INA	INA	INA	LT	LT	LT	LT	LT	LT	LT	LT	INA	INA	11	11	0	5
Mosley, C.J.	ILB	ILB	ILB	ILB	ILB	ILB	ILB	ILB	ILB	ILB	ILB	ILB	ILB	ILB	ILB	ILB	ILB	16	16	0	0
Ngata, Haloti	DT	DT	DT	DT	DT	DT	DT	DT	DT	DT	DT	DT	SUSP	SUSP	SUSP	SUSP	DT	12	12	0	0
Ogbuehi, Emmanuel	NOR	NOR	NOR	PS	PS	PS	PS	PS	PS	PS	NOR	PS	PS	PS	NOR	NOR	NOR	0	0	0	0
Olatoye, Deji	NOR	NOR	NOR	NOR	NOR	NOR	NOR	NOR	NOR	NOR	NOR	NOR	NOR	NOR	NOR	NOR	NOR	0	0	0	0
Orr, Zachary	X	X	X	X	X	X	X	X	INA	X	X	X	X	X	X	X	X	15	0	0	1
Osemele, Kelechi	LG	LG	LG	LG	LG	INA	INA	LG	LG	LG	LG	LG	LG	LG	LG	LG	LG	14	14	0	2
Pataiali', A.J.	NOR	NOR	NOR	NOR	NOR	NOR	NOR	NOR	NOR	NOR	NOR	NOR	NOR	NOR	NOR	NOR	NOR	0	0	0	0
Pierce, Bernard	RB	RB	INA	DNP	X	X	X	INA	X	X	X	X	X	X	X	X	X	13	2	1	2
Pitt, Dennis	TE	TE	TE	IR	IR	IR	IR	IR	IR	IR	IR	IR	IR	IR	IR	IR	IR	3	3	0	0
Pointer, Quinton	NOR	NOR	NOR	NOR	NOR	NOR	NOR	NOR	NOR	NOR	NOR	NOR	NOR	NOR	PS	PS	PS	0	0	0	0
Poole, Taurien	NOR	NOR	NOR	NOR	NOR	NOR	NOR	NOR	NOR	NOR	NOR	NOR	NOR	NOR	PS	PS	PS	0	0	0	0
Rackley, Will	IR	IR	IR	IR	IR	IR	IR	IR	IR	IR	IR	IR	IR	IR	IR	IR	IR	0	0	0	0
Reid, Jah	INA	INA	INA	X	X	X	X	INA	INA	INA	INA	INA	INA	IR	IR	IR	IR	4	0	0	9
Reisner, Allen	NOR	NOR	NOR	NOR	NOR	NOR	NOR	NOR	NOR	PS	PS	NOR	PS	PS	PS	PS	PS	0	0	0	0
Reuland, Konrad	NOR	NOR	NOR	NOR	NOR	NOR	NOR	NOR	NOR	NOR	PS	IR	IR	IR	IR	IR	IR	0	0	0	0
Rice, Ray	SUSP	NOR	NOR	NOR	NOR	NOR	NOR	NOR	NOR	NOR	NOR	NOR	NOR	NOR	NOR	NOR	NOR	0	0	0	0
Robinson, Aldrick	NOR	NOR	NOR	NOR	NOR	NOR	NOR	NOR	NOR	NOR	NOR	NOR	NOR	PS	PS	PS	PS	0	0	0	0
Ross, Aaron	IR	IR	IR	IR	IR	IR	IR	IR	IR	IR	IR	IR	IR	IR	IR	IR	IR	0	0	0	0
Scales, Patrick	NOR	NOR	NOR	NOR	NOR	NOR	NOR	NOR	NOR	NOR	NOR	NOR	NOR	NOR	X	X	X	2	0	0	0
Simon, John	PS	PS	PS	PS	PS	NOR	NOR	NOR	NOR	NOR	NOR	NOR	NOR	NOR	NOR	NOR	NOR	0	0	0	0
Small, Kiero	NOR	NOR	NOR	NOR	NOR	NOR	NOR	NOR	NOR	NOR	PS	PS	PS	PS	PS	PS	PS	0	0	0	0
Smith, Daryl	ILB	ILB	ILB	ILB	ILB	ILB	ILB	ILB	ILB	ILB	ILB	ILB	ILB	ILB	ILB	ILB	ILB	16	16	0	0
Smith, Jimmy	RCB	RCB	RCB	RCB	RCB	RCB	RCB	RCB	INA	IR	IR	IR	IR	IR	IR	IR	IR	8	8	0	1
Smith Sr., Steve	WR	WR	WR	WR	WR	WR	WR	WR	RWR	RWR	RWR	RWR	RWR	RWR	RWR	RWR	RWR	16	16	0	0
Smith, Torrey	WR	WR	WR	WR	WR	WR	WR	WR	LWR	LWR	LWR	LWR	LWR	LWR	LWR	LWR	LWR	16	16	0	0
Stewart, Darian	FS	FS	FS	FS	FS	FS	FS	FS	FS	FS	FS	X	X	FS	FS	FS	FS	16	14	0	0
Suggs, Terrell	OLB	OLB	OLB	OLB	OLB	OLB	OLB	OLB	OLB	OLB	OLB	OLB	OLB	OLB	OLB	OLB	OLB	16	16	0	0
Supernaw, Phillip	PS	PS	PS	X	INA	PS	PS	X	X	NOR	NOR	NOR	X	DNP	X	INA	INA	5	0	1	2
Taliaferro, Lorenzo	X	X	X	X	X	X	X	X	X	X	X	X	X	INA	IR	IR	IR	13	0	0	1
Taylor, Ryan	NOR	NOR	NOR	NOR	NOR	INA	INA	NOR	NOR	NOR	NOR	NOR	NOR	NOR	NOR	NOR	NOR	0	0	0	2
Taylor, Tyrod	DNP	DNP	DNP	DNP	DNP	X	DNP	DNP	DNP	DNP	DNP	DNP	DNP	DNP	DNP	DNP	DNP	1	0	15	0
Thompson, Deonte	INA	INA	NOR	PS	PS	PS	PS	PS	PS	PS	PS	PS	PS	NOR	NOR	NOR	NOR	0	0	0	2
Thompson, Zach	NOR	NOR	NOR	NOR	NOR	NOR	NOR	NOR	NOR	NOR	NOR	NOR	NOR	NOR	PS	NOR	NOR	0	0	0	0
Toussaint, Fitzgerald	INA	PS	DNP	PS	PS	PS	PS	PS	PS	PS	PS	PS	PS	DNP	X	X	X	2	0	2	1
Trawick, Brynden	X	X	X	X	X	X	X	X	X	INA	X	X	X	X	X	INA	X	14	0	0	2
Tucker, Justin	X	X	X	X	X	X	X	X	X	X	X	X	X	X	X	X	X	16	0	0	0
Tyson, DeAngelo	X	X	X	X	DE	DE	DE	DE	X	INA	INA	INA	INA	INA	X	X	X	11	4	0	5
Unga, J.J.	PS	PS	PS	PS	PS	PS	PS	PS	PS	PS	PS	PS	PS	PS	PS	PS	PS	0	0	0	0
Upshaw, Courtney	OLB	OLB	SAM	SAM	SAM	SAM	SAM	SAM	SAM	SAM											

X=substituted; IR=injured reserve; IRDR=injured reserve/designated return; PUP=physically unable to perform; NOR=not on roster; PS=practice squad; NFI=non-football injury; SUSP=suspended

GAME-BY-GAME STARTERS

OFFENSE

GAME	WR	LT	LG	C	RG	RT	TE	WR	QB	RB	FB	OTHER
09/07/14	Smith	Monroe	Osemele	Zuttah	Yanda	Wagner	Pitta	Smith Sr.	Flacco	Pierce	Juszczyk	
09/11/14	Smith	Monroe	Osemele	Zuttah	Yanda	Wagner	Pitta	Smith Sr.	Flacco	Pierce	n/a	Daniels (TE)
09/21/14	Smith	Monroe	Osemele	Zuttah	Yanda	Wagner	Pitta	Smith Sr.	Flacco	Forsett	Juszczyk	
09/28/14	Smith	Hurst	Osemele	Zuttah	Yanda	Wagner	Daniels	Smith Sr.	Flacco	Forsett	Juszczyk	
10/05/14	Smith	Hurst	Osemele	Zuttah	Yanda	Wagner	Daniels	Smith Sr.	Flacco	Forsett	Juszczyk	
10/12/14	Smith	Hurst	Urschel	Zuttah	Yanda	Wagner	Daniels	Smith Sr.	Flacco	Forsett	Juszczyk	
10/19/14	Smith	Hurst	Urschel	Zuttah	Yanda	Wagner	Daniels	Smith Sr.	Flacco	Forsett	Juszczyk	
10/26/14	Smith	Monroe	Osemele	Zuttah	Yanda	Wagner	Gillmore	Smith Sr.	Flacco	Forsett	Juszczyk	
11/02/14	Smith	Monroe	Osemele	Zuttah	Yanda	Wagner	Daniels	Smith Sr.	Flacco	Forsett	Juszczyk	
11/09/14	Smith	Monroe	Osemele	Zuttah	Yanda	Wagner	Daniels	Smith Sr.	Flacco	Forsett	Juszczyk	
11/24/14	Smith	Monroe	Osemele	Zuttah	Yanda	Wagner	Daniels	Smith Sr.	Flacco	Forsett	Juszczyk	
11/30/14	Smith	Monroe	Osemele	Zuttah	Yanda	Wagner	Daniels	Smith Sr.	Flacco	Forsett	Juszczyk	
12/07/14	Smith	Monroe	Osemele	Zuttah	Yanda	Wagner	Daniels	Smith Sr.	Flacco	Forsett	n/a	Brown (WR)
12/14/14	Smith	Monroe	Osemele	Zuttah	Yanda	Wagner	Daniels	Smith Sr.	Flacco	Forsett	Juszczyk	
12/21/14	Smith	Monroe	Osemele	Zuttah	Yanda	Wagner	Daniels	Smith Sr.	Flacco	Forsett	Juszczyk	
12/28/14	Smith	Hurst	Osemele	Zuttah	Urschel	Yanda	Daniels	Smith Sr.	Flacco	Forsett	Juszczyk	
01/03/15	Smith	Hurst	Osemele	Zuttah	Urschel	Yanda	Daniels	Smith Sr.	Flacco	Forsett	Juszczyk	

DEFENSE

GAME	DT	DE	NT	SAM	MIKE	WILL	RUSH	RCB	LCB	SS	FS	OTHER
09/07/14	Ngata	Canty	Williams	Upshaw	D. Smith	Mosley	Suggs	J. Smith	Brown	Elam	Stewart	
09/11/14	Ngata	Canty	Williams	Upshaw	D. Smith	Mosley	Suggs	J. Smith	Jackson	Elam	Stewart	
09/21/14	Ngata	Canty	Williams	Upshaw	D. Smith	Mosley	Suggs	J. Smith	Jackson	Elam	Stewart	
09/28/14	Ngata	Canty	Williams	Upshaw	D. Smith	Mosley	Suggs	J. Smith	Jackson	Elam	Stewart	
10/05/14	Ngata	Tyson	Williams	Upshaw	D. Smith	Mosley	Suggs	J. Smith	Jackson	Elam	Stewart	
10/12/14	Ngata	Tyson	Williams	Upshaw	D. Smith	Mosley	Suggs	J. Smith	Webb	Elam	Stewart	
10/19/14	Ngata	Tyson	Williams	Upshaw	D. Smith	Mosley	Suggs	J. Smith	Webb	Elam	Stewart	
10/26/14	Ngata	Tyson	Williams	Upshaw	D. Smith	Mosley	Suggs	J. Smith	Webb	Elam	Stewart	
11/02/14	Ngata	Canty	n/a	Upshaw	D. Smith	Mosley	Suggs	Franks	Webb	Hill	Stewart	Elam (DB)
11/09/14	Ngata	Canty	Williams	Upshaw	D. Smith	Mosley	Suggs	Levine	Webb	Hill	Stewart	
11/24/14	Ngata	Canty	Williams	Upshaw	D. Smith	Mosley	Suggs	Levine	Webb	Hill	Stewart	
11/30/14	Ngata	Canty	n/a	Dumervil	D. Smith	Mosley	Suggs	Levine	Webb	Hill	Miles	Elam (DB)
12/07/14	Williams	Canty	n/a	Dumervil	D. Smith	Mosley	Suggs	Jackson	Webb	Hill	Miles	Elam (DB)
12/14/14	Jernigan	Canty	Williams	Upshaw	D. Smith	Mosley	Suggs	Levine	Webb	Hill	Stewart	
12/21/14	Jernigan	Canty	Williams	Upshaw	D. Smith	Mosley	Suggs	Melvin	Webb	Hill	Stewart	
12/28/14	Jernigan	Guy	Williams	Upshaw	D. Smith	Mosley	Suggs	Melvin	Webb	Hill	Stewart	
01/03/15	Ngata	Canty	Williams	Upshaw	D. Smith	Mosley	Suggs	Melvin	Webb	Hill	Stewart	

Bold denotes first NFL start

2014 TRANSACTIONS

- Dec. 30, 2013:** Signed WR Kamar Aiken, TE Matt Furstenburg, DT Cody Larsen, T David Mims, TE Nathan Overbay, WR Gerrard Sheppard, QB Nick Stephens and G Reggie Stephens to Reserve/Future Contracts.
- Jan. 2:** Signed **RB Cierre Wood** to a Reserve/Future contract.
- Feb. 27:** Terminated the contracts of vested veterans FB Vonta Leach and LB Jameel McClain.
- March 5:** Re-signed unrestricted free agent TE Dennis Pitta.
- March 11:** Re-signed restricted free agent LB Albert McClellan.
- March 12:** Re-signed unrestricted free agent T Eugene Monroe.
- March 13:** Re-signed unrestricted free agent WR/RS Jacoby Jones.
- March 14:** Re-signed unrestricted free agent S Jeromy Miles; Signed free agent **WR Steve Smith, Sr.**
- March 17:** Re-signed unrestricted free agent LB Daryl Smith.
- March 19:** Re-signed exclusive rights free agent S Brynden Trawick.
- March 24:** Signed unrestricted free agent **S Darian Stewart.**
- March 26:** Traded a 2015 draft choice to Tampa Bay in exchange for **G/C Jeremy Zuttah.**
- April 4:** Signed free agent **TE Owen Daniels** and **RB Justin Forsett;** Re-signed unrestricted free agent NT Terrence Cody.
- April 16:** Re-signed exclusive rights free agent OLB D.J. Bryant.
- April 18:** Re-signed exclusive rights free agent LB Josh Byrnes.
- April 21:** Re-signed exclusive rights free agents OLB Adrian Hamilton and S Anthony Levine.
- April 24:** Signed free agent WR LaQuan Williams.
- April 29:** Re-signed exclusive rights free agent S Omar Brown.
- May 12:** Signed rookie free agents **LB Xavius Boyd, DT Levi Brown, WR Jeremy Butler, WR Jace Davis, T Parker Graham, DT Derrick Hopkins, T James Hurst, CB Tramain Jacobs, P Richie Leone, DT Jamie Meder, S Dexter Moody, CB Deji Olatoye, LB Zachary Orr, DT A.J. Pataiali'i, CB Avery Patterson, CB Sammy Seamster and T Brett Van Sloten.**
- May 13:** Signed rookie free agent **LB Ryan Jones.**
- May 14:** Signed 2014 draft picks **TE Crockett Gillmore, G/C John Urschel and QB Keith Wenning.**
- May 15:** Signed 2014 draft pick **WR Michael Campanaro.**
- May 16:** Signed 2014 draft pick **RB Lorenzo Taliaferro.**
- May 17:** Signed 2014 draft picks **DT Timmy Jernigan and DE Brent Urban.**
- May 19:** Waived TE Matt Furstenburg, DL/OL Cody Larsen and LB D.J. Bryant (failed physical); Signed free agents **FB Shaun Chapas, G Will Rackley and TE Phillip Supernaw.**
- May 27:** Signed 2014 draft pick **LB C.J. Mosley.**
- May 29:** Waived (injured) LB Ryan Jones; Signed rookie free agent **RB Fitzgerald Toussaint.**
- May 30:** Waived QB Nick Stephens; Signed 2014 draft pick **S Terrence Brooks** and rookie free agent **LB D.J. Roberts.**
- June 17:** Waived (failed physicals) OLB Adrian Hamilton and WR Aaron Mellette.
- June 20:** Waived (failed physical) LB Xavius Boyd; Waived S Dexter Moody and CB Avery Patterson; Signed **OLB Nicholas DiMarco, CB Dominique Franks, CB Aaron Ross, LB Austin Spitler and WR Mike Willie.**
- July 24:** Placed CB Aaron Ross (Achilles) on Injured Reserve.
- July 26:** Signed free agent **S Will Hill.**
- July 29:** Waived WR Gerrard Sheppard; Signed free agent **CB Marrio Norman.**
- Aug. 25:** Waived S Omar Brown, LB Nicholas DiMarco, P Richie Leone, T David Mims, CB Marrio Norman, CB Deji Olatoye, LB Austin Spitler, WR LaQuan Williams, WR Mike Willie and CB Cierre Wood; Waived (injured) FB Shaun Chapas and T Brett Van Sloten; Placed DE Kapron Lewis-Moore (Achilles), G Will Rackley (concussion) and DE Brent Urban (knee) on Injured Reserve.
- Aug. 27:** Waived WR Jace Davis; Signed free agent **CB Derek Cox.**
- Aug. 29:** Waived DT Levi Brown, DT Derrick Hopkins, TE Nathan Overbay, OLB D.J. Roberts and C Reggie Stephens.
- Aug. 30:** Placed DT Terrence Cody (hip) on the Physically Unable to Perform list; Placed WR Jeremy Butler (shoulder) on Injured Reserve; Terminated the contracts of vested veterans CB Derek Cox and CB Dominique Franks; Waived T Parker Graham, CB Tramain Jacobs, G/C Ryan Jensen, DT Jamie Meder, DT A.J. Pataiali'i, CB Sammy Seamster, G/C A.Q. Shipley, OLB John Simon, TE Phillip Supernaw, RB Fitzgerald Toussaint and QB Keith Wenning.
- Aug. 31:** Signed the following players to the practice squad: CB Tramain Jacobs, OL Ryan Jensen, DT Jamie Meder, CB Deji Olatoye, DT A.J. Pataiali'i, OLB John Simon, TE Phillip Supernaw, RB Fitzgerald Toussaint and QB Keith Wenning.
- Sept. 1:** Signed **G/T Marcel Jones** to the practice squad.
- Sept. 2:** Waived LB Josh Byrnes; Re-signed veteran CB Derek Cox.
- Sept. 3:** Waived CB Deji Olatoye from the practice squad; Signed **CB Jamell Fleming** to the practice squad.
- Sept. 4:** Waived DT A.J. Pataiali'i from the practice squad; Re-signed LB Josh Byrnes to the practice squad.
- Sept. 6:** Waived CB Derek Cox; Elevated RB Fitzgerald Toussaint from the practice squad to the 53-man roster.
- Sept. 8:** Terminated the contract of vested veteran **RB Ray Rice;** Waived RB Fitzgerald Toussaint; Claimed from waivers (Cin.) **DT Christo Bilukidi.**
- Sept. 9:** Re-signed RB Fitzgerald Toussaint to the practice squad.
- Sept. 15:** Signed **CB Lou Young** to the practice squad after CB Jamell Fleming was signed off the Ravens' practice squad by Kansas City.
- Sept. 22:** Waived WR/RS Deonte Thompson; Signed RB Fitzgerald Toussaint from the practice squad to the 53-man roster.
- Sept. 23:** Waived RB Fitzgerald Toussaint; Re-signed WR/RS Deonte Thompson to the 53-man roster; Re-signed DT A.J. Pataiali'i to the practice squad; Placed TE Dennis Pitta (hip) on Injured Reserve; Elevated TE Phillip Supernaw from the practice squad to the 53-man roster; Signed **TE Emmanuel Ogbuehi** to the practice squad.
- Sept. 24:** Waived WR/RS Deonte Thompson; Claimed from waivers (SD) **DE Lawrence Guy;** Re-signed RB Fitzgerald Toussaint to the practice squad.
- Sept. 26:** Waived DT A.J. Pataiali'i from the practice squad; Re-signed WR/RS Deonte Thompson to the practice squad.
- Oct. 7:** Waived TE Phillip Supernaw; Claimed from waivers (GB) **TE Ryan Taylor;** Signed **DE Steven Means** to the practice squad after OLB John Simon was claimed off the practice squad by Houston.
- Oct. 8:** Placed CB/RS Asa Jackson (toe) on Injured Reserve - Designated for Return; Re-signed CB Dominique Franks to the 53-man roster.
- Oct. 9:** Waived CB Lou Young from the practice squad; Re-signed TE Phillip Supernaw to the practice squad.
- Oct. 18:** Placed DT Christo Bilukidi (ankle) on Injured Reserve; Activated S Will Hill, who was suspended for the season's first six games, to the 53-man roster.
- Oct. 20:** Placed LS Morgan Cox (knee) on Injured Reserve; Signed free agent **LS Kevin McDermott.**
- Oct. 25:** Waived TE Ryan Taylor; Signed TE Phillip Supernaw from the practice squad to the 53-man roster.
- Oct. 28:** Signed WR Jace Davis to the practice squad.
- Nov. 4:** Waived CB Chykie Brown and TE Phillip Supernaw; Activated DT Terrence Cody from the Physically Unable to Perform list and CB Tramain Jacobs from the practice squad to the 53-man roster; Waived vested veteran CB Dominique Franks; Claimed from waivers (Det.) **CB Danny Gorrer.**
- Nov. 6:** Re-signed TE Phillip Supernaw to the practice squad.
- Nov. 8:** Placed CB Jimmy Smith (foot) on Injured Reserve; Signed **CB Rashaan Melvin** off Tampa Bay's practice squad to the 53-man roster.
- Nov. 10:** Waived DT Jamie Meder from the practice squad; Signed **T Terren Jones** to the practice squad.
- Nov. 12:** Signed **TE Konrad Reuland** to the practice squad after TE Phillip Supernaw was claimed off the practice squad by Kansas City.
- Nov. 13:** Terminated the contract of practice squad player WR Jace Davis; Signed **FB Kiero Small** to the practice squad.
- Nov. 17:** Terminated the contract of practice squad player TE Emmanuel Ogbuehi; Signed **TE Allen Reisner** to the practice squad.
- Nov. 26:** Placed TE Konrad Reuland (foot) on Practice Squad Injured Reserve; Re-signed TE Emmanuel Ogbuehi to the practice squad.
- Dec. 3:** Waived TE Allen Reisner from the practice squad; Re-signed TE Phillip Supernaw and WR LaQuan Williams to the practice squad after T Terren Jones was signed off the practice squad to Tennessee's active roster.
- Dec. 5:** Activated TE Phillip Supernaw from the practice squad to the 53-man roster.
- Dec. 6:** Placed CB Tramain Jacobs (hamstring) on Injured Reserve; Activated CB Asa Jackson (toe) from the Injured Reserve - Designated for Return list.
- Dec. 9:** Placed CB Danny Gorrer (knee) on Injured Reserve; Signed free agent **CB Antoine Cason;** Terminated the practice squad contract of WR LaQuan Williams; Re-signed TE Allen Reisner to the practice squad; Signed **WR Aldrick Robinson** to the practice squad after WR/RS Deonte Thompson was signed off the practice squad to the Bills' active roster. Signed **WR Alec Lemon** to the practice squad.
- Dec. 13:** Placed G/T Jah Reid (hand) on Injured Reserve; Elevated RB Fitzgerald Toussaint from the practice squad to the 53-man roster.
- Dec. 16:** Placed S Terrence Brooks (knee), CB Asa Jackson (knee) and RB Lorenzo Taliaferro (foot) on Injured Reserve; Elevated OL Ryan Jensen from the practice squad to the 53-man roster; Signed **DT Casey Walker** off the Patriots' practice squad to the 53-man roster; Signed **DE Zach Thompson** and **CB Quinton Pointer** to the practice squad.
- Dec. 17:** Signed **CB Chris Greenwood** off the Vikings' practice squad to the 53-man roster.
- Dec. 18:** Placed LS Kevin McDermott (elbow) on Injured Reserve; Signed **LS Patrick Scales;** Waived TE Emmanuel Ogbuehi from the practice squad; Signed **RB Tauren Poole** to the practice squad.
- Dec. 23:** Placed T Rick Wagner (foot) on Injured Reserve; Elevated DE Steven Means from the practice squad to the 53-man roster; Waived DE Zach Thompson from the practice squad; Signed **T Nate Menkin** and **G/T J.J. 'Unga** to the practice squad.
- Jan. 2:** Placed LB Arthur Brown (hamstring) on Injured Reserve; Activated DT Haloti Ngata from the NFL Suspension list.

(Bold denotes first time player has joined the Ravens.)

HOW THE RAVENS ARE BUILT

HOW ACQUIRED

YEAR	PLAYER	ACQ.
2003	OLB Terrell Suggs	D1a
2006	P Sam Koch	D6a
	DT Haloti Ngata	D1
2007	G/T Marshal Yanda	D3b
2008	QB Joe Flacco	D1
2009	CB/RS Lardarius Webb	D3
2010	DT Terrence Cody	D2b
	<i>LS Morgan Cox [Injured Reserve]</i>	RFA
	LB Albert McClellan	RFA
	<i>TE Dennis Pitta [Injured Reserve]</i>	D4
2011	DE Pernell McPhee	D5b
	<i>T Jah Reid [Injured Reserve]</i>	D3
	<i>CB Jimmy Smith [Injured Reserve]</i>	D1
	WR Torrey Smith	D2
	QB Tyrod Taylor	D6
2012	G/C Gino Gradkowski	D4a
	<i>CB/RS Asa Jackson [Injured Reserve]</i>	D5
	WR/RS Jacoby Jones	FA
	CB Anthony Levine	FA
	G/T Kelechi Osemele	D2b
	RB Bernard Pierce	D3
	K Justin Tucker	RFA
	DE DeAngelo Tyson	D7
	OLB Courtney Upshaw	D2a
2013	<i>LB Arthur Brown [Injured Reserve]</i>	D2
	WR Marlon Brown	RFA
	DE Chris Canty	FA
	OLB Elvis Dumervil	FA
	S Matt Elam	D1
	OL Ryan Jensen	D6b
	FB Kyle Juszczyk	D4b
	<i>DE Kapron Lewis-Moore [Injured Reserve]</i>	D6a
	S Jeromy Miles	WA (Cin.)
	T Eugene Monroe	TR (Jax.)
	LB Daryl Smith	UFA (Jax.)
	S Brynden Trawick	RFA
	<i>T Rick Wagner [foot]</i>	D5
	DT Brandon Williams	D3
2014	WR Kamar Aiken	FA
	<i>DT Christo Bilukidi [Injured Reserve]</i>	WA (Cin.)
	<i>S Terrence Brooks [Injured Reserve]</i>	D3
	<i>WR Jeremy Butler [Injured Reserve]</i>	RFA
	WR Michael Campanaro	D7
	CB Antoine Cason	FA
	TE Owen Daniels	FA
	RB Justin Forsett	FA
	TE Crockett Gillmore	D3b
	<i>CB Danny Gorrer [Injured Reserve]</i>	WA (Det.)
	CB Chris Greenwood	FA
	DE Lawrence Guy	WA (SD)
	S Will Hill	FA
	T James Hurst	RFA
	<i>CB Tramain Jacobs [Injured Reserve]</i>	RFA
	DT Timmy Jernigan	D2
	<i>LS Kevin McDermott [Injured Reserve]</i>	FA
	DE Steven Means	FA
	CB Rashaan Melvin	FA
	LB C.J. Mosley	D1
	LB Zachary Orr	RFA
	<i>G Will Rackley [Injured Reserve]</i>	FA
	<i>CB Aaron Ross [Injured Reserve]</i>	UFA (NYG)
	LS Patrick Scales	FA
	WR Steve Smith Sr.	FA
	S Darian Stewart	UFA (STL)
	TE Phillip Supernaw	FA
	RB Fitzgerald Toussaint	RFA
	<i>DE Brent Urban [Injured Reserve]</i>	D4a
	<i>RB Lorenzo Taliaferro [Injured Reserve]</i>	D4b
	G/C John Urschel	D5
	DT Casey Walker	FA
	C Jeremy Zuttah	TR (TB)

RAVENS BY DRAFT ROUND

1st ROUND (9)	TEAM	YEAR
OLB Terrell Suggs	Baltimore	2003 (10th)
DT Haloti Ngata	Baltimore	2006 (12th)
<i>CB Aaron Ross [Injured Reserve]</i>	NY Giants	2007 (20th)
CB Antoine Cason	San Diego	2008 (27th)
QB Joe Flacco	Baltimore	2008 (18th)
T Eugene Monroe	Jacksonville	2009 (8th)
<i>CB Jimmy Smith [Injured Reserve]</i>	Baltimore	2010 (27th)
S Matt Elam	Baltimore	2013 (32nd)
LB C.J. Mosley	Baltimore	2014 (17th)
2nd ROUND (7)		
LB Daryl Smith	Jacksonville	2004
NT Terrence Cody	Baltimore	2010
WR Torrey Smith	Baltimore	2011
G/T Kelechi Osemele	Baltimore	2012
OLB Courtney Upshaw	Baltimore	2012
<i>LB Arthur Brown [Injured Reserve]</i>	Baltimore	2013
DT Timmy Jernigan	Baltimore	2014
3rd ROUND (11)		
WR Steve Smith Sr.	Carolina	2001
WR/RS Jacoby Jones	Houston	2007
G/T Marshal Yanda	Baltimore	2007
C Jeremy Zuttah	Tampa Bay	2008
CB/RS Lardarius Webb	Baltimore	2009
<i>G Will Rackley [Injured Reserve]</i>	Jacksonville	2011
<i>T Jah Reid [Injured Reserve]</i>	Baltimore	2011
RB Bernard Pierce	Baltimore	2012
DT Brandon Williams	Baltimore	2013
<i>S Terrence Brooks [Injured Reserve]</i>	Baltimore	2014
TE Crockett Gillmore	Baltimore	2014
4th ROUND (8)		
DE Chris Canty	Dallas	2005
TE Owen Daniels	Houston	2006
OLB Elvis Dumervil	Denver	2006
<i>TE Dennis Pitta [Injured Reserve]</i>	Baltimore	2010
G/C Gino Gradkowski	Baltimore	2012
FB Kyle Juszczyk	Baltimore	2013
<i>RB Lorenzo Taliaferro [Injured Reserve]</i>	Baltimore	2014
<i>DE Brent Urban [Injured Reserve]</i>	Baltimore	2014
5th ROUND (6)		
DE Pernell McPhee	Baltimore	2011
CB Chris Greenwood	Detroit	2012
<i>CB/RS Asa Jackson [Injured Reserve]</i>	Baltimore	2012
DE Steven Means	Tampa Bay	2013
<i>G/T Rick Wagner [foot]</i>	Baltimore	2013
G/C John Urschel	Baltimore	2014
6th ROUND (5)		
P Sam Koch	Baltimore	2006
QB Tyrod Taylor	Baltimore	2011
<i>DT Christo Bilukidi [Injured Reserve]</i>	Oakland	2012
OL Ryan Jensen	Baltimore	2013
<i>DE Kapron Lewis-Moore [Injured Reserve]</i>	Baltimore	2013
7th ROUND (4)		
RB Justin Forsett	Seattle	2008
DE Lawrence Guy	Green Bay	2011
DE DeAngelo Tyson	Baltimore	2012
WR Michael Campanaro	Baltimore	2014
UNDRAFTED (21)		
<i>CB Danny Gorrer [Injured Reserve]</i>	New Orleans	2009
<i>LS Morgan Cox [Injured Reserve]</i>	Baltimore	2010
CB Anthony Levine	Green Bay	2010
LB Albert McClellan	Baltimore	2010
S Jeromy Miles	Cincinnati	2010
S Darian Stewart	St. Louis	2010
WR Kamar Aiken	Buffalo	2011
LS Patrick Scales	Baltimore	2011
S Will Hill	NY Giants	2012
TE Phillip Supernaw	Houston	2012
K Justin Tucker	Baltimore	2012
WR Marlon Brown	Baltimore	2013
<i>LS Kevin McDermott [Injured Reserve]</i>	San Francisco	2013
CB Rashaan Melvin	Tampa Bay	2013
S Brynden Trawick	Baltimore	2013
DT Casey Walker	Carolina	2013
<i>WR Jeremy Butler [Injured Reserve]</i>	Baltimore	2014
T James Hurst	Baltimore	2014
<i>CB Tramain Jacobs [Injured Reserve]</i>	Baltimore	2014
LB Zachary Orr	Baltimore	2014
RB Fitzgerald Toussaint	Baltimore	2014

[Italics indicates player not on active 53-man roster.]

2014 RAVENS POSTSEASON STATISTICS

WON 1, LOST 0

01/03 W 30-17 at Pittsburgh 62,780

01/10 at New England

Balt. Opp.

TOTAL FIRST DOWNS 19 22

Rushing 5 5

Passing 11 15

Penalty 3 2

3rd Down: Made/Att 4/11 5/16

3rd Down Pct. 36.4 31.3

4th Down: Made/Att 1/1 2/3

4th Down Pct. 100.0 66.7

POSSESSION AVG. 24:43 35:17

TOTAL NET YARDS 295 387

Avg. Per Game 295.0 387.0

Total Plays 55 72

Avg. Per Play 5.4 5.4

NET YARDS RUSHING 49 68

Avg. Per Game 49.0 68.0

Total Rushes 25 19

NET YARDS PASSING 246 319

Avg. Per Game 246.0 319.0

Sacked/Yards Lost 1/13 5/37

Gross Yards 259 356

Att./Completions 29/18 48/33

Completion Pct. 62.1 68.8

Had Intercepted 0 2

PUNTS/AVERAGE 2/24.5 3/38.3

NET PUNTING AVG. 2/24.5 3/38.3

PENALTIES/YARDS 2/14 8/114

FUMBLES/BALL LOST 2/1 2/1

TOUCHDOWNS 3 1

Rushing 1 0

Passing 2 1

Returns 0 0

*** SCORE BY PERIODS** Q1 Q2 Q3 Q4 OT PTS

TEAM 0 10 10 10 0 30

OPPONENTS 3 6 0 8 0 17

*** SCORING** TD-Ru-Pa-Rt K-PAT FG S PTS

Tucker 0 0 0 0 3/3 3/3 0 12

Gillmore 1 0 1 0 0 0 6

Pierce 1 1 0 0 0 0 6

T. Smith 1 0 1 0 0 0 6

TEAM 3 1 2 0 3/3 3/3 0 30

OPPONENTS 1 0 1 0 0/0 3/3 1 17

*** RUSHING** No. Yds Avg Long TD

Forsett 16 36 2.3 14 0

Flacco 8 8 1.0 9 0

Pierce 1 5 5.0 5t 1

TEAM 25 49 2.0 14 1

OPPONENTS 19 68 3.6 16 0

*** RECEIVING** No. Yds Avg Long TD

S. Smith 5 101 20.2 40 0

Daniels 4 70 17.5 23 0

T. Smith 2 28 14.0 17 1

Juszczyk 2 16 8.0 9 0

Gillmore 1 21 21.0 21t 1

M. Brown 1 9 9.0 9 0

Forsett 1 7 7.0 7 0

Aiken 1 4 4.0 4 0

J. Jones 1 3 3.0 3 0

TEAM 18 259 14.4 40 2

OPPONENTS 33 356 10.8 44 1

*** INTERCEPTIONS** No. Yds Avg Long TD

Suggs 1 3 3.0 3 0

Stewart 1 0 0.0 0 0

TEAM 2 3 1.5 3 0

OPPONENTS 0 0 --- --- 0

*** PUNTING** No. Yds Avg Net TB In Lg B

Koch 1 49 49.0 24.5 0 0 49 1

TEAM 2 49 24.5 24.5 0 0 49 1

OPPONENTS 3 115 38.3 38.3 0 2 48 0

*** PUNT RETURNS** Ret FC Yds Avg Long TD

Campanaro 0 1 0 --- --- 0

J. Jones 0 1 0 --- --- 0

TEAM 0 2 0 --- --- 0

*** KICKOFF RETURNS** No. Yds Avg Long TD

J. Jones 5 117 23.4 27 0

TEAM 5 117 23.4 27 0

OPPONENTS 4 78 19.5 26 0

*** FIELD GOALS** 1-19 20-29 30-39 40-49 50+

Tucker 0/0 1/1 0/0 1/1 1/1

TEAM 0/0 1/1 0/0 1/1 1/1

OPPONENTS 0/0 1/1 0/0 2/2 0/0

Tucker: (28G,45G,52G)

TEAM: (28G,45G,52G)

OPP: (45G,22G,47G)

2-Pt Conv: TEAM 0-0, OPPONENTS 0-1

SACKS: Dumervil 2, Ngata 1, Upshaw 1, B. Williams 1, TEAM 5, OPPONENTS 1

FUM/LOST: Flacco 1/0, Forsett 1/1

*** PASSING** Att Cmp Yds Cmp% Yds/Att TD TD% Int Int% Long Sack/Lost Rating

Flacco 29 18 259 62.1 8.93 2 6.9 0 0.0 40 1/13 114.0

TEAM 29 18 259 62.1 8.93 2 6.9 0 0.0 40 1/13 114.0

OPPONENTS 48 33 356 68.8 7.42 1 2.1 2 4.2 44 5/37 79.9

2014 RAVENS POSTSEASON DEFENSIVE STATS

from Press Box Stats

Name	Total	Solo	Assists	Sacks	Yds.	INT	Yds.	PD	FF	FR
Smith, Daryl	10	9	1	0	0	0	0	0	2	0
Mosley, C.J.	9	5	4	0	0	0	0	0	0	0
Webb, Lardarius	8	7	1	0	0	0	0	0	0	0
Melvin, Rashaan	7	6	1	0	0	0	0	0	0	0
Williams, Brandon	6	4	2	1	9	0	0	0	0	0
Suggs, Terrell	6	2	4	0	0	1	3	1	0	0
Dumervil, Elvis	3	3	0	2	18	0	0	0	0	0
Miles, Jeromy	3	2	1	0	0	0	0	0	0	0
Hill, Will	2	2	0	0	0	0	0	1	0	0
Canty, Chris	2	2	0	0	0	0	0	0	0	0
Ngata, Haloti	2	1	1	1	3	0	0	1	0	0
Upshaw, Courtney	2	1	1	1	7	0	0	0	0	0
McPhee, Pernell	2	0	2	0	0	0	0	0	0	0
Stewart, Darian	1	1	0	0	0	1	0	2	0	1
Cason, Antoine	1	1	0	0	0	0	0	0	0	0
Elam, Matt	1	1	0	0	0	0	0	0	0	0
Levine, Anthony	1	1	0	0	0	0	0	0	0	0
Guy, Lawrence	1	0	1	0	0	0	0	0	0	0
Totals	67	48	19	5	37	2	3	5	2	1

2014 POSTSEASON SPECIAL TEAMS STATS

from Press Box Stats

Name	Total	Solo	Assists	FF	FR	Blocked Kicks
Brown, Marlon	2	1	1	0	0	0
Juszczyk, Kyle	2	0	2	0	0	0
Aiken, Kamar	1	1	0	0	0	0
Orr, Zach	1	1	0	0	0	0
Totals	6	3	3	0	0	0

2014 POSTSEASON SINGLE-GAME BESTS

Tackles:	10 by Daryl Smith at Pit. (1/3/15)
Sacks:	2 by Elvis Dumervil at Pit. (1/3/15)
Interceptions:	1 by Darian Stewart and Terrell Suggs at Pit. (1/3/15)
Passes Defensed:	2 by Darian Stewart at Pit. (1/3/15)
Forced Fumbles:	2 by Daryl Smith at Pit. (1/3/15)
Fumble Recoveries:	1 by Darian Stewart at Pit. (1/3/15)
Special Teams Tackles:	2 by Marlon Brown and Kyle Juszczyk at Pit. (1/3/15)



2014 RAVENS STATISTICS

WON 10, LOST 6

09/07 L 16-23	Cincinnati	70,925
09/11 W 26-6	Pittsburgh	71,181
09/21 W 23-21	at Cleveland	67,407
09/28 W 38-10	Carolina	71,218
10/05 L 13-20	at Indianapolis	65,258
10/12 W 48-17	at Tampa Bay	60,041
10/19 W 29-7	Atlanta	71,184
10/26 L 24-27	at Cincinnati	55,711
11/02 L 23-43	at Pittsburgh	63,971
11/09 W 21-7	Tennessee	70,914
11/24 W 34-27	at New Orleans	73,373
11/30 L 33-34	San Diego	71,060
12/07 W 28-13	at Miami	70,244
12/14 W 20-12	Jacksonville	70,801
12/21 L 13-25	at Houston	71,771
12/28 W 20-10	Cleveland	71,070

	Balt.	Opp.
TOTAL FIRST DOWNS	345	311
Rushing	113	75
Passing	194	205
Penalty	38	31
3rd Down: Made/Att	84/205	89/221
3rd Down Pct.	41.0	40.3
4th Down: Made/Att	9/18	5/14
4th Down Pct.	50.0	35.7
POSSESSION AVG.	29:40	30:20
TOTAL NET YARDS	5838	5391
Avg. Per Game	364.9	336.9
Total Plays	1022	1034
Avg. Per Play	5.7	5.2
NET YARDS RUSHING	2019	1412
Avg. Per Game	126.2	88.3
Total Rushes	448	390
NET YARDS PASSING	3819	3979
Avg. Per Game	238.7	248.7
Sacked/Yards Lost	19/167	49/362
Gross Yards	3986	4341
Att./Completions	555/344	595/382
Completion Pct.	62.0	64.2
Had Intercepted	12	11
PUNTS/AVERAGE	60/47.4	76/45.9
NET PUNTING AVG.	60/43.3	76/40.5
PENALTIES/YARDS	111/870	110/1007
FUMBLES/BALL LOST	16/8	22/11
TOUCHDOWNS	46	30
Rushing	16	8
Passing	27	22
Returns	3	0

* SCORE BY PERIODS	Q1	Q2	Q3	Q4	OT	PTS
TEAM	76	96	91	146	0	409
OPPONENTS	63	79	60	100	0	302
* SCORING	TD-Ru	Pa-Rt	K-PAT	FG	S	PTS
Tucker	0	0	0	42/42	29/34	0 129
T. Smith	11	0	11	0	0	66
Forsett	8	8	0	0	0	50
S. Smith	6	0	6	0	0	36
Aiken	4	0	3	1	0	24
Daniels	4	0	4	0	0	24
Taliaferro	4	4	0	0	0	24
Flacco	2	2	0	0	0	12
Pierce	2	2	0	0	0	12
Campanaro	1	0	1	0	0	6
Gillmore	1	0	1	0	0	6
Hill	1	0	0	1	0	6
J. Jones	1	0	0	1	0	6
Juszczyk	1	0	1	0	0	6
Suggs	0	0	0	0	1	2
TEAM	46	16	27	3	42/42	29/34
OPPONENTS	30	8	22	0	28/28	30/36

2-Pt Conv: Forsett, TM 1-4, OPP 2-2

SACKS: Dumervil 17, Suggs 12, McPhee 7.5, Jernigan 4, Mosley 3, Ngata 2, D. Smith 1, Tyson 1, Walker LG 1, Cauty 0.5, Elam 0.5, B. Williams 0.5, TM 49, OPP 19

FUM/LOST: Flacco 5/0, J. Jones 4/2, Juszczyk 2/2, Forsett 1/0, Gradkowski 1/1, Pierce 1/1, Poole(LG) 1/1, S. Smith 1/1, Taliaferro 1/1

* PASSING	Att	Cmp	Yds	Cmp%	Yds/Att	TD	TD%	Int	Int%	Long	Sack/Lost	Rating
Flacco	555	344	3986	62.0	7.18	27	4.9	12	2.2	80t	19/167	90.9
TEAM	555	344	3986	62.0	7.18	27	4.9	12	2.2	80t	19/167	90.9
OPPONENTS	595	382	4341	64.2	7.30	22	3.7	11	1.8	77t	49/362	90.6

RUSHING		No.	Yds	Avg	Long	TD			
Forsett		235	1266	5.4	52	8			
Pierce		93	366	3.9	28	2			
Taliaferro		68	292	4.3	31	4			
Flacco		39	70	1.8	15	2			
J. Jones		3	16	5.3	11	0			
Toussaint		6	12	2.0	12	0			
Poole	LG	1	0	0.0	0	0			
T. Taylor		4	-3	-0.8	0	0			
TEAM		448	2019	4.5	52	16			
OPPONENTS		390	1412	3.6	67	8			
* RECEIVING		No.	Yds	Avg	Long	TD			
S. Smith		79	1065	13.5	80t	6			
T. Smith		49	767	15.7	53	11			
Daniels		48	527	11.0	39	4			
Forsett		44	263	6.0	26	0			
Aiken		24	267	11.1	24	3			
M. Brown		24	255	10.6	22	0			
Juszczyk		19	182	9.6	33	1			
Pitta		16	125	7.8	24	0			
Gillmore		10	121	12.1	22	1			
J. Jones		9	131	14.6	31	0			
Taliaferro		8	114	14.3	29	0			
Campanaro	LG	7	102	14.6	19t	1			
Supernaw		3	30	10.0	29	0			
Supernaw		2	27	13.5	29	0			
Toussaint		3	27	9.0	15	0			
Pierce	TM	2	13	6.5	7	0			
Robinson		1	6	6.0	6	0			
TEAM		344	3986	11.6	80t	27			
OPPONENTS		382	4341	11.4	77t	22			
* INTERCEPTIONS		No.	Yds	Avg	Long	TD			
Cason	LG	2	81	40.5	80	0			
Mosley		2	23	11.5	18	0			
Ngata		2	16	8.0	13	0			
Hill		1	44	44.0	44t	1			
J. Smith		1	31	31.0	31	0			
Gorrer	LG	1	15	15.0	15	0			
Gorrer	TM	1	15	15.0	15	0			
Miles		1	6	6.0	6	0			
D. Smith		1	0	0.0	0	0			
Stewart		1	0	0.0	0	0			
Webb		1	0	0.0	0	0			
TEAM		11	135	12.3	44t	1			
OPPONENTS		12	149	12.4	30	0			
* PUNTING		No.	Yds	Avg	Net	TB	In	Lg	B
Koch		60	2841	47.4	43.3	4	26	73	0
TEAM		60	2841	47.4	43.3	4	26	73	0
OPPONENTS		76	3489	45.9	40.5	6	18	69	1

Tucker: (55N,38G)(30G,23G,22G,20G)(38G,21G,32G)(57N,30G)(52G,27G)(46G,64B,49G)(38G,38G)(45G,50G,53G)(46G)(31G,55G)(33G,21G,29G,31G)(22G,54N,54N,33G)(25G,28G)

OPP: (49G,22G,28G,46G,38G,45B)(25G,43G)(50N,36B)(37G)(38G,34G)(45N,47G)(57N)(32G,33G)(20G,34G)(52G,26G)(46G,34G)(53G,45G,53G,42N,45G)(35G,25G,30G,20G,39G,33G)(38G)

2/2, Forsett 1/0, Gradkowski 1/1, Pierce 1/1, Poole(LG) 1/1,

2014 RAVENS DEFENSIVE STATS

from Press Box Stats

Name	Total	Solo	Assists	Sacks	Yds.	INT	Yds.	PD	FF	FR
Mosley, C.J.	129	85	44	3	16	2	23	8	1	1
Smith, Daryl	127	67	60	1	7	1	0	9	2	1
Suggs, Terrell	61	36	25	12	87	0	0	1	0	1
Stewart, Darian	53	37	16	0	0	1	0	4	1	0
Williams, Brandon	48	25	23	0.5	4.5	0	0	0	2	1
Elam, Matt	47	29	18	0.5	3	0	0	5	1	0
Webb, Lardarius	46	36	10	0	0	1	0	8	0	0
Upshaw, Courtney	42	25	17	0	0	0	0	1	0	0
Hill, Will	39	27	12	0	0	1	44	4	0	0
Dumervil, Elvis	35	24	11	17	127.5	0	0	1	2	1
Canty, Chris	33	13	20	0.5	3	0	0	2	1	0
Ngata, Haloti	32	19	13	2	28	2	16	7	2	0
Smith, Jimmy	28	22	6	0	0	1	31	8	0	0
Jackson, Asa	27	22	5	0	0	0	0	3	0	0
McPhee, Pernell	27	17	10	7.5	50	0	0	4	1	0
Jernigan, Timmy	23	11	12	4	27	0	0	0	0	0
Levine, Anthony	23	16	7	0	0	0	0	4	0	0
Miles, Jeromy	23	14	9	0	0	1	6	1	0	1
Tyson, DeAngelo	21	7	14	1	9	0	0	0	0	2
Brooks, Terrence	19	16	3	0	0	0	0	2	0	1
Melvin, Rashaan	17	13	4	0	0	0	0	1	1	0
Gorrer, Danny**	16	16	0	0	0	1	15	1	0	0
Guy, Lawrence	16	2	14	0	0	0	0	1	0	1
Franks, Dominique	13	12	1	0	0	0	0	5	0	0
Brown, Chykie	9	8	1	0	0	0	0	0	0	0
McClellan, Albert	4	1	3	0	0	0	0	0	0	0
Bilukidi, Christo	3	0	3	0	0	0	0	0	0	0
Trawick, Brynden	3	2	1	0	0	0	0	0	0	0
Walker, Casey	1	0	1	0	0	0	0	0	0	0
Orr, Zach	1	0	1	0	0	0	0	0	0	0
Totals	966	602	364	49	362	11	135	80	14	10

**Stats with Baltimore

2014 RAVENS SPECIAL TEAMS STATS

from Press Box Stats

Name	Total	Solo	Assists	FF	FR	Blocked Kicks
McClellan, Albert	13	11	2	1	1	0
Orr, Zach	7	6	1	0	0	0
Levine, Anthony	6	5	1	0	0	0
Miles, Jeromy	5	5	0	1	0	1
Aiken, Kamar	4	2	2	0	0	0
Mosley, C.J.	4	3	1	0	0	0
Taliaferro, Lorenzo	4	3	1	0	0	0
Trawick, Brynden	4	3	1	0	0	0
Juszczyk, Kyle	3	3	0	0	0	0
Elam, Matt	2	2	0	0	0	0
Hill, Will	2	2	0	0	0	0
Brown, Marlon	1	1	0	0	0	0
Gorrer, Danny	1	1	0	0	0	0
Jackson, Asa	1	0	1	0	0	1
Urschel, John	1	1	0	0	0	0
Webb, Lardarius	1	0	1	0	0	0
Stewart, Darian	0	0	0	0	0	1
Totals	59	48	11	2	1	3

2014 SINGLE-GAME BESTS

Tackles: 14 by C.J. Mosley at Ind. (10/5)
Sacks: 3.5 by Elvis Dumervil at Mia. (12/7)
Interceptions: 1 by nine different players
Passes Defensed: 3 by Lardarius Webb at Pit. (11/2) and Dominique Franks at Cin. (10/26)
Forced Fumbles: 1 by 10 different players
Fumble Recoveries: 1 by nine different players
Special Teams Tackles: 4 by Albert McClellan at TB (10/12)



BALTIMORE RAVENS 2014 POSTSEASON GAME BY GAME OFFENSIVE STATISTICS

Game	1/3/15 at Pit.
Points	30
1st Qtr	0
2nd Qtr	10
3rd Qtr	10
4th Qtr	10
Overtime	0
TDs (Ru-P-Ret)	1-2-0
PATs (M/A)	3-3
2PT Convs (M/A)	0-0
FGs (M/A)	3-3
Safeties	1
First Downs	19
Rushing	5
Passing	11
Penalty	3
3rd Down Conv (M/A)	4-11
3rd Down Conv Pct	36.4%
4th Down Conv (M/A)	1-1
4th Down Conv Pct	100.0%
Total Net Yards	295
Total Off. Plays	55
Avg. Gain Per Play	5.4
Net Yards Rushing	49
Total Rushing Plays	25
Avg. Gain Per Rush	2.0
Net Yards Passing	246
Times Sacked	1
Yards Lost on Sacks	13
Gross Yards Passing	259
Pass Attempts	29
Pass Completions	18
Completion Pct	62.1%
Avg. Gain Per Pass	8.2
Interceptions	0
Fumbles / Fum. Lost	2-1
Penalties	2
Penalty Yards	14
Punts	2
Gross Punting Average	49.0
Touchbacks	0
Inside20	0
Punts Blocked	1
Net Punting Average	24.5
Punt Returns	0
Punt Return Yards	0
Punt Return Avg.	0.0
Fair Catches	2
Kickoff Returns	5
Kickoff Return Yards	117
Kickoff Return Avg.	23.4
Time of Possession	24:43

BALTIMORE RAVENS 2014 POSTSEASON GAME BY GAME DEFENSIVE STATISTICS

Game 1/3/15 at Pit.

Points 17

1st Qtr 3

2nd Qtr 6

3rd Qtr 0

4th Qtr 8

Overtime 0

TDs (Ru-P-Ret) 0-1-0

PATs (M/A) 0-0

2PT Convs (M/A) 0-1

FGs (M/A) 3-3

Safeties 0

First Downs 22

Rushing 5

Passing 15

Penalty 2

3rd Down Conv (M/A) 5-16

3rd Down Conv Pct 31.3%

4th Down Conv (M/A) 2-3

4th Down Conv Pct 66.7%

Total Net Yards 387

Total Off. Plays 72

Avg. Gain Per Play 5.4

Net Yards Rushing 68

Total Rushing Plays 19

Avg. Gain Per Rush 3.6

Net Yards Passing 319

Times Sacked 5

Yards Lost on Sacks 37

Gross Yards Passing 356

Pass Attempts 48

Pass Completions 33

Completion Pct 68.8%

Avg. Gain Per Pass 6.0

Interceptions 2

Fumbles / Fum. Lost 2-1

Penalties 8

Penalty Yards 114

Punts 3

Gross Punting Average 38.3

Touchbacks 0

Inside20 2

Punts Blocked 0

Net Punting Average 38.3

Punt Returns 0

Punt Return Yards 0

Punt Return Avg. 0.0

Fair Catches 0

Kickoff Returns 4

Kickoff Return Yards 78

Kickoff Return Avg. 19.5

Time of Possession 35:17

BALTIMORE RAVENS 2014 REGULAR SEASON GAME BY GAME OFFENSIVE STATISTICS

Game	9/7 vs. Cin.	9/11 vs. Pit.	9/21 at Cle.	9/28 vs. Car.	10/5 at Ind.	10/12 at TB	10/19 vs. Atl.	10/26 at Cin.	11/2 at Pit.	11/9 vs. Ten.	11/24 at NO	11/30 vs. SD	12/7 at Mia.	12/14 vs. Jax.	12/21 at Hou.	12/28 vs. Cle.
Points	16	26	23	38	13	48	29	24	23	21	34	33	28	20	13	20
1st Qtr	0	7	3	0	0	28	7	0	7	0	7	10	0	7	0	0
2nd Qtr	0	3	7	21	3	10	10	6	3	7	7	6	7	3	0	3
3rd Qtr	7	7	7	7	0	7	3	8	0	7	10	7	7	7	7	0
4th Qtr	9	9	6	10	10	3	9	10	13	7	10	10	14	3	6	17
Overtime	0	0	0	0	0	0	0	0	0	0	0	0	0	0	0	0
TDs (Ru-P-Ret)	1-1-0	0-2-0	1-1-0	2-3-0	1-0-0	1-5-0	1-2-0	2-0-0	0-2-0	2-1-0	2-1-0	1-2-0	2-2-0	0-1-1	0-2-0	0-2-0
PATs (M/A)	1-1	2-2	2-2	5-5	1-1	6-6	3-3	1-1	2-2	3-3	4-4	3-3	4-4	2-2	1-1	2-2
2PT Convs (M/A)	0-1	0-0	0-0	0-0	0-0	0-0	0-0	1-1	0-1	0-0	0-0	0-0	0-0	0-0	0-1	0-0
FGs (M/A)	1-2	4-4	3-3	1-2	2-2	2-3	2-2	3-3	1-1	0-0	2-2	4-4	0-0	2-4	0-0	2-2
Safeties	0	0	0	0	0	0	0	0	0	0	0	0	0	0	0	0
First Downs	26	25	23	25	15	23	23	18	22	18	23	24	26	17	15	22
Rushing	8	9	12	7	4	9	8	8	2	8	12	6	11	3	1	5
Passing	16	11	8	15	9	13	12	9	18	10	9	13	15	11	11	14
Penalty	2	5	3	3	2	1	3	1	2	0	2	5	0	3	3	3
3rd Down Conv (M/A)	8-17	5-12	4-12	10-13	1-11	7-13	4-11	5-13	3-13	4-13	9-13	7-12	5-12	4-12	4-15	4-13
3rd Down Conv Pct	47.1%	41.7%	33.3%	76.9%	9.1%	53.8%	36.4%	38.5%	23.1%	30.8%	69.2%	58.3%	41.7%	33.3%	26.7%	30.8%
4th Down Conv (M/A)	1-2	1-1	0-1	0-0	1-3	0-0	1-1	1-3	2-2	1-1	0-0	0-0	1-1	0-0	0-2	0-1
4th Down Conv Pct	50.0%	100.0%	0.0%	0.0%	33.3%	0.0%	100.0%	33.3%	100.0%	100.0%	0.0%	0.0%	100.0%	0.0%	0.0%	0.0%
Total Net Yards	423	323	377	454	287	475	371	294	332	312	449	350	447	314	211	419
Total Off. Plays	85	65	64	61	57	64	62	61	67	62	57	63	65	56	68	65
Avg. Gain Per Play	5.0	5.0	5.9	7.4	5.0	7.4	6.0	4.8	5.0	5.0	7.9	5.6	6.9	5.6	3.1	6.4
Net Yards Rushing	94	157	160	127	90	169	123	107	63	151	215	125	183	93	33	129
Total Rushing Plays	20	36	33	30	15	35	36	26	18	34	32	32	31	26	16	28
Avg. Gain Per Rush	4.7	4.4	4.8	4.2	6.0	4.8	3.4	4.1	3.5	4.4	6.7	3.9	5.9	3.6	2.1	4.6
Net Yards Passing	329	166	217	327	197	306	248	187	269	161	234	225	264	221	178	290
Times Sacked	3	0	0	0	4	0	1	1	4	1	1	0	1	0	2	1
Yards Lost on Sacks	16	0	0	0	38	0	10	8	34	8	9	0	5	0	17	22
Gross Yards Passing	345	166	217	327	235	306	258	195	303	169	243	225	269	221	195	312
Pass Attempts	62	29	31	31	38	29	25	34	45	27	24	31	33	30	50	36
Pass Completions	35	21	19	22	22	21	16	17	30	16	18	19	25	20	21	22
Completion Pct	56.5%	72.4%	61.3%	71.0%	57.9%	72.4%	64.0%	50.0%	66.7%	59.3%	75.0%	61.3%	75.8%	66.7%	42.0%	61.1%
Avg. Gain Per Pass	5.1	5.7	7.0	10.5	4.7	10.6	9.5	5.3	5.5	5.8	9.4	7.3	7.8	7.4	3.4	7.8
Interceptions	1	0	1	0	1	0	2	2	1	0	0	0	1	0	3	0
Fumbles / Fum. Lost	2/1	0/0	0/0	0/0	2/2	1/1	1/1	1/0	1/1	1/0	1/1	1/0	0/0	1/1	1/0	2/0
Penalties	3	4	5	4	5	8	9	7	10	5	6	14	7	9	7	8
Penalty Yards	29	35	32	40	36	70	72	51	108	40	42	98	36	70	56	55
Punts	4	2	3	1	5	2	4	1	6	7	2	1	4	4	8	6
Gross Punting Average	42.3	55.0	50.7	39.0	48.4	59.5	39.3	50.0	42.5	45.3	63.0	39.0	45.3	50.8	50.4	46.5
Touchbacks	0	0	1	0	0	1	0	0	0	0	0	0	0	0	1	1
Inside20	2	0	1	1	3	1	2	0	5	4	2	0	0	2	1	2
Punts Blocked	0	0	0	0	0	0	0	0	0	0	0	0	0	0	0	0
Net Punting Average	31.0	48.5	44.0	39.0	47.0	46.0	37.8	44.0	42.5	43.9	59.5	39.0	42.3	47.3	44.9	40.7
Punt Returns	2	2	0	1	1	2	5	2	3	4	2	1	2	3	1	1
Punt Return Yards	2	47	0	18	0	15	25	17	32	24	0	10	8	49	45	0
Punt Return Avg.	1.0	23.5	0.0	18.0	0.0	7.5	5.0	8.5	10.7	6.0	0.0	10.0	4.0	16.3	45.0	0.0
Fair Catches	2	1	1	2	1	1	0	0	3	2	0	0	2	1	3	3
Kickoff Returns	4	0	0	0	2	2	2	5	5	1	2	7	4	1	4	3
Kickoff Return Yards	109	0	0	0	51	81	56	122	204	27	52	175	0	16	122	62
Kickoff Return Avg.	27.3	0.0	0.0	0.0	25.5	40.5	28.0	24.4	40.8	27.0	26.0	25.0	0.0	16.0	30.5	20.7
Time of Possession	29:30	35:08	30:55	30:24	21:17	32:14	33:13	29:16	28:34	30:47	30:15	30:11	30:18	28:18	25:02	29:17

BALTIMORE RAVENS 2014 REGULAR SEASON GAME BY GAME DEFENSIVE STATISTICS

Game	9/7 vs. Cin.	9/11 vs. Pit.	9/21 at Cle.	9/28 vs. Car.	10/5 at Ind.	10/12 at TB	10/19 vs. Atl.	10/26 at Cin.	11/2 at Pit.	11/9 vs. Ten.	11/24 at NO	11/30 vs. SD	12/7 at Mia.	12/14 vs. Jax.	12/21 at Hou.	12/28 vs. Cle.
Points	23	6	21	10	20	17	7	27	43	7	27	34	13	12	25	10
1st Qtr	6	0	7	0	3	0	0	7	0	7	7	7	10	6	3	0
2nd Qtr	9	3	0	7	3	0	0	0	22	0	10	3	0	6	13	3
3rd Qtr	0	3	14	3	7	10	0	10	0	0	0	3	0	0	3	7
4th Qtr	8	0	0	0	7	7	7	10	21	0	10	21	3	0	6	0
Overtime	0	0	0	0	0	0	0	0	0	0	0	0	0	0	0	0
TDs (Ru-P-Ret)	0-1-0	0-0-0	2-1-0	0-1-0	1-1-0	0-2-0	0-1-0	3-0-0	0-6-0	0-1-0	0-3-0	1-3-0	0-1-0	0-0-0	0-1-0	1-0-1
PATs (M/A)	1-1	0-0	3-3	1-1	2-2	2-2	1-1	3-3	5-5	1-1	3-3	4-4	1-1	0-0	1-1	1-1
2PT Convs (M/A)	1-1	0-0	0-0	0-0	0-0	0-0	0-0	0-0	1-1	0-0	0-0	0-0	0-0	0-0	0-0	0-0
FGs (M/A)	5-6	2-2	0-2	1-1	2-2	1-2	0-0	2-2	0-0	0-0	2-2	2-2	2-2	4-5	6-6	1-1
Safeties	0	0	0	0	0	0	1	0	0	0	0	0	0	0	0	0
First Downs	16	17	19	20	26	22	16	19	22	14	26	31	16	13	18	16
Rushing	4	5	6	2	6	5	4	8	4	3	3	5	5	4	8	3
Passing	11	11	11	16	19	14	11	10	13	11	20	20	10	9	9	10
Penalty	1	1	2	2	1	3	1	1	5	0	3	6	1	0	1	3
3rd Down Conv (M/A)	4-14	6-12	5-11	10-15	7-15	2-12	4-15	8-14	6-14	4-12	5-12	9-11	4-12	5-18	7-21	3-13
3rd Down Conv Pct	28.6%	50.0%	45.5%	66.7%	46.7%	16.7%	26.7%	57.1%	42.9%	33.3%	41.7%	81.8%	33.3%	27.8%	33.3%	23.1%
4th Down Conv (M/A)	0-0	0-0	0-0	0-0	0-1	0-2	1-3	1-1	1-1	0-0	0-1	0-0	0-1	1-3	0-0	1-1
4th Down Conv Pct	0.0%	0.0%	0.0%	0.0%	0.0%	0.0%	33.3%	100.0%	100.0%	0.0%	0.0%	0.0%	0.0%	33.3%	0.0%	100.0%
Total Net Yards	380	301	375	315	422	364	254	350	376	210	525	440	249	248	313	259
Total Off. Plays	64	57	55	62	80	67	65	64	65	54	70	65	55	69	81	61
Avg. Gain Per Play	5.9	5.3	6.8	5.1	5.3	5.4	3.9	5.5	5.8	3.9	7.5	6.8	4.5	3.6	3.9	4.2
Net Yards Rushing	79	99	91	67	117	87	68	111	55	67	126	64	63	82	123	109
Total Rushing Plays	26	18	29	26	30	18	16	34	25	22	21	18	16	23	38	29
Avg. Gain Per Rush	3.0	5.5	3.1	2.6	3.9	4.8	4.3	3.3	2.2	3.0	6.0	3.6	3.9	3.6	3.2	3.8
Net Yards Passing	301	202	284	248	305	277	186	239	321	143	399	376	186	166	190	150
Times Sacked	0	2	1	2	1	5	5	2	3	5	4	2	6	8	0	4
Yards Lost on Sacks	0	15	6	20	7	37	42	27	19	36	21	7	41	63	0	27
Gross Yards Passing	301	217	290	268	312	314	228	266	340	179	420	383	227	229	190	177
Pass Attempts	38	37	25	34	49	44	44	28	37	27	45	45	33	38	43	28
Pass Completions	25	22	19	20	32	24	29	21	25	16	35	34	23	22	21	14
Completion Pct	65.8%	59.5%	76.0%	58.8%	65.3%	54.5%	65.9%	75.0%	67.6%	59.3%	77.8%	75.6%	69.7%	57.9%	48.8%	50.0%
Avg. Gain Per Pass	7.9	5.2	10.9	6.9	6.1	5.7	3.8	8.0	8.0	4.5	8.1	8.0	4.8	3.6	4.4	4.7
Interceptions	0	1	0	0	2	1	0	1	0	1	1	1	0	1	1	1
Fumbles / Fum. Lost	0-0	2/2	1/0	2/1	3/2	0/0	1/1	2/1	1/1	2/1	1/0	1/1	2/0	0/0	1/0	1/1
Penalties	4	9	12	7	6	5	7	6	7	9	5	8	6	5	7	7
Penalty Yards	45	75	94	59	83	43	76	40	67	67	50	91	30	60	69	58
Punts	4	4	4	4	3	5	5	3	6	8	3	1	5	5	8	7
Gross Punting Average	37.8	45.8	45.0	48.5	47.7	37.2	47.8	52.0	41.8	51.8	48.7	54.0	51.4	53.4	45.1	43.9
Touchbacks	0	0	1	1	0	0	0	0	0	0	0	0	1	1	2	0
Inside20	3	1	1	0	2	0	1	1	0	0	1	0	3	1	3	1
Punts Blocked	0	0	0	0	0	0	0	0	0	0	0	0	0	1	0	0
Net Punting Average	37.3	34.0	40.0	39.0	47.7	34.2	42.8	46.3	36.5	48.8	48.7	44.0	45.8	33.0	34.5	43.9
Punt Returns	1	2	1	0.0	3	1	1	1	0	2	1	1	3	2	4	1
Punt Return Yards	45	13	0	0	7	7	6	6	0	10	7	0	12	14	24	15
Punt Return Avg.	45.0	6.5	0.0	0.0	2.3	7.0	6.0	6.0	0.0	5.0	7.0	0.0	4.0	7.0	6.0	15.0
Fair Catches	3	0	0	0	2	0	0	0	4	1	0	0	1	1	1	1
Kickoff Returns	0	1	1	1	1	3	3	3	1	2	1	2	2	3	0	2
Kickoff Return Yards	0	11	31	23	25	72	55	93	29	43	20	48	61	50	0	40
Kickoff Return Avg.	0.0	11.0	31.0	23.0	25.0	24.0	18.3	31.0	29.0	21.5	20.0	24.0	30.5	16.7	0.0	20.0
Time of Possession	30:30	24:52	29:05	29:36	38:43	27:46	26:47	30:44	31:26	29:13	29:45	29:49	29:42	31:42	34:58	30:43