

NEW ENGLAND PATRIOTS

PRESS RELEASE



2014 AFC DIVISIONAL PLAYOFF

NEW ENGLAND PATRIOTS vs. BALTIMORE RAVENS



MEDIA SCHEDULE

TUESDAY, JANUARY 6

8:30 a.m.	Media Check-In (Ticket Office)
9:00-9:15 a.m.	Bill Belichick Press Conference (Media Workroom)
TBD	Tom Brady Media Availability
Approx. 12:15-1:00 p.m.	Patriots Media Availability (Open Locker Room)
1:00 p.m.	Media Lunch
Approx. 1:30 p.m.	Media Access at Practice
Approx. 3:00 p.m.	Ravens QB Joe Flacco Conf. Call
Approx. 3:30 p.m.	Baltimore head coach John Harbaugh Conf. Call.

WEDNESDAY, JANUARY 7

8:30 a.m.	Media Check-In (Ticket Office)
9:00-9:15 a.m.	Bill Belichick Press Conference (Media Workroom)
TBD	Patriots Media Availability (Open Locker Room)
TBD	Media Access at Practice

THURSDAY, JANUARY 8

TBD	Patriots Media Availability (Open Locker Room)
TBD	Media Access at Practice

FRIDAY, JANUARY 9

Team Walkthrough - No Media Availability

SATURDAY, JANUARY 10

4:35 p.m. Patriots vs. Baltimore Ravens

2014 PATRIOTS SCHEDULE

REGULAR SEASON (12-4)

Sun., Sept. 7	at Miami	L	20-33
Sun., Sept. 14	at Minnesota	W	30-7
Sun., Sept. 21	Oakland	W	16-9
Mon., Sept. 29	at Kansas City	L	14-41
Sun., Oct. 5	Cincinnati	W	43-17
Sun., Oct. 12	at Buffalo	W	37-22
Thurs., Oct. 16	N.Y. Jets	W	27-25
Sun., Oct. 26	Chicago	W	51-23
Sun., Nov. 2	Denver	W	43-21
Sun., Nov. 9	BYE WEEK		
Sun., Nov. 16	at Indianapolis	W	42-20
Sun., Nov. 23	Detroit	W	34-9
Sun., Nov. 30	at Green Bay	L	21-26
Sun., Dec. 7	at San Diego	W	23-14
Sun., Dec. 14	Miami	W	41-13
Sun., Dec. 21	at N.Y. Jets	W	17-16
Sun., Dec. 28	Buffalo	L	9-17

2014 AFC EAST STANDINGS

TEAM	W	L	T	PCT.	PF	PA
*NEW ENGLAND	12	4	0	.750	468	313
Buffalo Bills	9	7	0	.563	343	289
Miami Dolphins	8	8	0	.500	388	373
New York Jets	4	12	0	.250	283	401
*Climbed Division						

GAME SUMMARY

NEW ENGLAND PATRIOTS (12-4) vs. BALTIMORE RAVENS (10-6)

Saturday, Jan. 10, 2015 • Gillette Stadium (68,756) • 4:35 p.m. ET

The New England Patriots will host the Baltimore Ravens in a Divisional Playoff game on Sat., Jan. 10, at Gillette Stadium. The Ravens advanced to the second round of the playoffs after a 30-17 victory at Pittsburgh last Saturday. This week's game will be the third postseason meeting between the two teams, including a Wild Card game in 2009 and AFC Championship games in 2011 and 2012. The Patriots are 1-2 in those three postseason games.

The Patriots will try to advance to the AFC Championship Game for the fourth straight season, joining Oakland (5-1973-77), Philadelphia (4-2001-04), Buffalo (4-1990-93) and Dallas (4-1970-73 and 1992-95) as the only teams to reach at least four straight conference championship games.

The Patriots finished the 2014 regular season with a 12-4 record and the top seed in the conference, securing home-field advantage throughout the AFC Playoffs. The Patriots have now earned the number one seed five times (2014, 2011, 2010, 2007 and 2003). New England's 12 wins mark the ninth time in franchise history the Patriots have recorded 12 or more victories in the regular season, and it is the ninth time in the last 12 years the Patriots have had at least 12 regular-season wins. The Patriots have won at least 12 games for five straight years dating back to 2010 and finished with a 12-4 regular season record for the third straight year.

The Patriots earned a first-round bye in 2014 and lead the NFL with 10 first-round byes since the current NFL playoff format was instituted in 1990. New England has earned a first-round bye for the fifth consecutive season, becoming the first team to accomplish that feat. Dallas and San Francisco earned four straight byes from 1992 through 1995.

BROADCAST INFORMATION

TELEVISION: This week's game will be broadcast by **NBC** and can be seen locally on **WHDH Channel 7** in Boston. **Al Michaels** will handle play-by-play duties with **Cris Collinsworth** as the color analyst. **Michele Tafoya** will work from the sidelines. The game will be produced by **Fred Gaudelli** and directed by **Drew Esocoff**.

NATIONAL RADIO: This week's game will be broadcast to a national audience by **Westwood One Sports**. **Ian Eagle** and **Boomer Esiason** will call the game with **Tony Boselli** providing sideline analysis.

LOCAL RADIO: 98.5 FM, The Sports Hub, is the flagship station for the **Patriots Radio Network**. Play-by-play broadcaster **Bob Socci** will call the action along with former Patriots quarterback **Scott Zolak**, who will provide color analysis.

ANNUAL ACHIEVEMENT

The Patriots have won more than half of their games for the 14th straight year with a 12-4 record in 2014. They are the first team to win more than half of their games in 14 straight seasons since free agency began in 1993. New England also became the third team to win more than half of their games in 14 straight seasons since the 1970 AFL-NFL merger, joining the 49ers (16 straight from 1983-98) and the Cowboys (16 straight from 1970-85). The Patriots have now won nine or more games in 18 of the 21 seasons Robert Kraft has owned the team.

MOST CONSECUTIVE WINNING SEASONS (SINCE 1970 NFL MERGER)

Team	Winning Seasons
San Francisco 49ers (1983-98)	16
Dallas Cowboys (1970-85)	16
New England Patriots (2001-14)	14
Oakland Raiders (1970-80)	11

PLAYOFF HIGHLIGHTS

PAGE 15: New England's home record in the playoffs is exceptional.

PAGE 16: The Patriots have historically excelled in the Divisional Playoffs.

PAGE 21: Bill Belichick can tie Tom Landry for most playoff wins.

PAGE 34: The Patriots defense is making excellent halftime adjustments.

MEDIA CONTACTS

PATRIOTS MEDIA RELATIONS OFFICE: 508-384-4203

Stacey James, Vice President of Media Relations, staceyj@patriots.com, 508-326-6868

Aaron Salkin, Director of Media Relations, aarons@patriots.com, 508-326-6870

Christy Berkery, Social Media Manager, christyb@patriots.com, 508-549-0518

Michael Jurovaty, Asst. Director of Media Relations, mjurovaty@patriots.com, 508-326-6187

Cecily Faenza, Media Relations Coordinator, cecilyf@patriots.com, 774-254-7917

Jeremie Smith, Corporate Communications Coord., jeremies@patriots.com, 508-549-0492

GILLETTE STADIUM • ONE PATRIOT PLACE • FOXBOROUGH, MA 02035

TEL: 508-384-9105 • FAX: 508-543-9053

PATRIOTS.COM • HTTP://MEDIA.PATRIOTS.COM





2014 FINAL OFFENSIVE STATISTICS

WON 12, LOST 4

09/07 L 20-33	at Miami
09/14 W 30- 7	at Minnesota
09/21 W 16- 9	Oakland
09/29 L 14-41	at Kansas City
10/05 W 43-17	Cincinnati
10/12 W 37-22	at Buffalo
10/16 W 27-25	New York Jets
10/26 W 51-23	Chicago
11/02 W 43-21	Denver
11/16 W 42-20	at Indianapolis
11/23 W 34- 9	Detroit
11/30 L 21-26	at Green Bay
12/07 W 23-14	at San Diego
12/14 W 41-13	Miami
12/21 W 17-16	at New York Jets
12/28 L 9-17	Buffalo

	N.E.	Opp.
TOTAL FIRST DOWNS	361	329
Rushing	96	88
Passing	228	196
Penalty	37	45
3rd Down: Made/Att	98/221	84/209
3rd Down Pct.	44.3	40.2
4th Down: Made/Att	7/13	8/23
4th Down Pct.	53.8	34.8
POSSESSION AVG.	29:37	30:23
TOTAL NET YARDS	5848	5506
Avg. Per Game	365.5	344.1
Total Plays	1073	1033
Avg. Per Play	5.5	5.3
NET YARDS RUSHING	1727	1669
Avg. Per Game	107.9	104.3
Total Rushes	438	419
NET YARDS PASSING	4121	3837
Avg. Per Game	257.6	239.8
Sacked/Yards Lost	26/170	40/282
Gross Yards	4291	4119
Att./Completions	609/392	574/342
Completion Pct.	64.4	59.6
Had Intercepted	9	16
PUNTS/AVERAGE	67/45.7	65/43.8
NET PUNTING AVG.	67/39.9	65/36.6
PENALTIES/YARDS	120/1080	92/752
FUMBLES/BALL LOST	13/4	19/9
TOUCHDOWNS	52	32
Rushing	13	6
Passing	34	24
Returns	5	2

* SCORE BY PERIODS	Q1	Q2	Q3	Q4	OT	PTS
TEAM	78	183	101	106	0	468
OPPONENTS	66	100	85	62	0	313

* SCORING	TD-Ru	Pa-Rt	K-PAT	FG	S	PTS
Gostkowski	0	0	0	51/51	35/37	0 156
Gronkowski	12	0	12	0	0	72
LaFell	7	0	7	0	0	42
Wright	6	0	6	0	0	36
Blount LG	5	5	0	0	0	30
Blount TM	3	3	0	0	0	18
Edelman	5	0	4	1	0	30
Gray	5	5	0	0	0	30
Vereen	5	2	3	0	0	30
Arrington	2	0	0	2	0	12
Ridley	2	2	0	0	0	12
Amendola	1	0	1	0	0	6
Bolden	1	1	0	0	0	6
Cha. Jones	1	0	0	1	0	6
Ninkovich	1	0	0	1	0	6
Tyms	1	0	1	0	0	6
TEAM	52	13	34	5	51/51	35/37 0 468
OPPONENTS	32	6	24	2	28/28	29/37 0 313

2-Pt Conv: TM 0-1, OPP 3-4

* RUSHING	No.	Yds	Avg	Long	TD
Blount LG	125	547	4.4	50	5
Blount TM	60	281	4.7	34	3
Gray	89	412	4.6	20	5
Vereen	96	391	4.1	19	2
Ridley	94	340	3.6	43	2
Edelman	10	94	9.4	25	0
Bolden	28	89	3.2	17	1
Brady	36	57	1.6	17	0
J. White	9	38	4.2	11	0
LaFell	2	13	6.5	9	0
Garoppolo	10	9	0.9	9	0
Develin	3	5	1.7	5	0
Wright	1	-2	-2.0	-2	0
TEAM	438	1727	3.9	43	13
OPPONENTS	419	1669	4.0	48	6

* RECEIVING	No.	Yds	Avg	Long	TD
Edelman	92	972	10.6	69t	4
Gronkowski	82	1124	13.7	46t	12
LaFell	74	953	12.9	56t	7
Vereen	52	447	8.6	49t	3
Amendola	27	200	7.4	21	1
Wright	26	259	10.0	30	6
Blount LG	10	54	5.4	13	0
Blount TM	4	18	4.5	11	0
Thompkins TM	6	53	8.8	16	0
Develin	6	43	7.2	13	0
Tyms	5	82	16.4	43t	1
J. White	5	23	4.6	11	0
Ridley	4	20	5.0	7	0
Hoomanawanui	3	44	14.7	23	0
Dobson	3	38	12.7	16	0
Bolden	2	8	4.0	4	0
Gray	1	7	7.0	7	0
TEAM	392	4291	10.9	69t	34
OPPONENTS	342	4119	12.0	50	24

* INTERCEPTIONS	No.	Yds	Avg	Long	TD
McCourty	2	70	35.0	60	0
Collins	2	0	0.0	0	0
Revis	2	0	0.0	0	0
Ryan	2	0	0.0	0	0
Harmon	1	60	60.0	60	0
Browner	1	32	32.0	30	0
Ninkovich	1	11	11.0	11	0
Chung	1	10	10.0	10	0
Wilfork	1	1	1.0	1	0
Ayers LG	1	0	0.0	0	0
Ayers TM	1	0	0.0	0	0
Dennard	1	0	0.0	0	0
Easley	1	0	0.0	0	0
TEAM	16	184	11.5	60	0
OPPONENTS	9	89	9.9	39t	1

* PUNTING	No.	Yds	Avg	Net	TB	In	Lg	B
Allen	66	3060	46.4	39.9	6	25	67	1
TEAM	67	3060	45.7	39.9	6	25	67	1
OPPONENTS	65	2847	43.8	36.6	2	18	61	1

* PUNT RETURNS	Ret	FC	Yds	Avg	Long	TD
Edelman	25	6	299	12.0	84t	1
Amendola	16	5	132	8.3	39	0
TEAM	41	11	431	10.5	84t	1
OPPONENTS	29	15	267	9.2	47	0

* KICKOFF RETURNS	No.	Yds	Avg	Long	TD
Amendola	20	482	24.1	81	0
Chung	7	140	20.0	30	0
Blount LG	5	103	20.6	29	0
Slater	2	44	22.0	26	0
LaFell	1	0	0.0	0	0
McCourty	1	27	27.0	27	0
TEAM	31	693	22.4	81	0
OPPONENTS	45	955	21.2	62	0

* FIELD GOALS	1-19	20-29	30-39	40-49	50+
Gostkowski	1/ 1	11/11	10/11	12/13	1/1
TEAM	1/ 1	11/11	10/11	12/13	1/1
OPPONENTS	0/ 0	12/12	8/ 8	7/11	2/6

* PASSING	Att	Cmp	Yds	Cmp%	Yds/Att	TD	Int	Int%	Long	Sack	Lost	Rating
Brady	582	373	4109	64.1	7.06	33	5.7	9	1.5	69t	21/ 134	97.4
Garoppolo	27	19	182	70.4	6.74	1	3.7	0	0.0	37	5/ 36	101.2
TEAM	609	392	4291	64.4	7.05	34	5.6	9	1.5	69t	26/ 170	97.5
OPPONENTS	574	342	4119	59.6	7.18	24	4.2	16	2.8	50	40/ 282	84.0



2014 FINAL DEFENSIVE STATISTICS

PLAYER Name	TACKLES			SACKS			INTERCEPTIONS				FUMBLES				SP. TEAMS				
	TT	UT	A	S	Yds	QH	Int	Yds	TD	PD	FF	FR	Yds	TD	TT	UT	A	FF	FR
Jamie Collins	109	74	35	4.0	30.0	7	2	0	0	3	4	2	0	0	1	1	0	0	0
Dont'a Hightower	92	69	23	6.0	50.0	12	0	0	0	2	1	0	0	0	0	0	0	0	0
Patrick Chung	89	54	35	0.0	0.0	1	1	10	0	7	0	0	0	0	0	0	0	0	0
Devin McCourty	72	54	18	0.0	0.0	0	2	70	0	6	1	0	0	0	2	1	1	0	0
Rob Ninkovich	56	45	11	8.0	54.0	16	1	11	0	2	0	1	15	1	1	1	0	0	0
Jerod Mayo	52	40	12	1.0	9.0	2	0	0	0	0	0	1	0	0	0	0	0	0	0
Darrelle Revis	49	41	8	0.0	0.0	0	2	0	0	14	1	1	0	0	0	0	0	0	0
Vince Wilfork	47	27	20	0.0	0.0	1	1	1	0	2	0	0	0	0	0	0	0	0	0
Chandler Jones	43	27	16	6.0	49.5	10	0	0	0	2	2	1	0	0	0	0	0	0	0
Logan Ryan	36	24	12	0.0	0.0	0	2	0	0	6	1	0	0	0	8	6	2	0	0
Kyle Arrington	33	28	5	1.0	0.0	0	0	0	0	4	2	0	0	0	7	5	2	0	1
Chris Jones	27	17	10	3.0	17.5	7	0	0	0	0	0	0	0	0	0	0	0	0	0
Sealver Siliga	27	15	12	2.5	11.5	4	0	0	0	0	0	0	0	0	0	0	0	0	0
Brandon Browner	26	22	4	0.0	0.0	0	1	32	0	6	0	0	0	0	0	0	0	0	0
Jonathan Casillas	21	18	3	0.0	0.0	1	0	0	0	0	1	0	0	0	5	4	1	0	0
Tavon Wilson	20	17	3	0.0	0.0	1	0	0	0	2	0	0	0	0	6	5	1	0	0
Alfonzo Dennard	15	13	2	0.0	0.0	0	1	0	0	1	0	1	0	0	0	0	0	0	0
Akeem Ayers	15	12	3	4.0	35.0	5	1	0	0	1	0	0	0	0	3	3	0	0	0
Alan Branch	14	6	8	0.0	0.0	2	0	0	0	1	0	0	0	0	0	0	0	0	0
Malcolm Butler	14	13	1	0.0	0.0	0	0	0	0	4	0	0	0	0	1	1	0	0	0
Duron Harmon	12	8	4	0.0	0.0	0	1	60	0	1	0	1	0	0	1	0	1	0	0
Casey Walker	10	8	2	1.0	5.0	1	0	0	0	0	0	0	0	0	0	0	0	0	0
Deontae Skinner	10	3	7	1.0	10.0	1	0	0	0	0	0	0	0	0	4	3	1	0	0
Dominique Easley	9	6	3	1.0	4.0	3	1	0	0	1	0	0	0	0	0	0	0	0	0
Joe Vellano	6	5	1	1.0	4.0	1	0	0	0	0	0	0	0	0	0	0	0	0	0
Darius Fleming	5	4	1	0.0	0.0	0	0	0	0	0	0	0	0	0	0	0	0	0	0
Nate Ebner	4	4	0	0.0	0.0	0	0	0	0	0	0	0	0	0	11	6	5	0	0
Zach Moore	4	0	4	0.5	2.5	0	0	0	0	0	1	1	0	0	0	0	0	0	0
Michael Buchanan	1	0	1	0.0	0.0	0	0	0	0	0	0	0	0	0	1	1	0	0	0
Don Jones	1	0	1	0.0	0.0	0	0	0	0	0	0	0	0	0	8	7	1	0	0
Brandon Bolden	0	0	0	0.0	0.0	0	0	0	0	0	0	0	0	0	6	5	1	0	0
Matthew Slater	0	0	0	0.0	0.0	0	0	0	0	0	0	0	0	0	14	11	3	0	0
Stephen Gostkowski	0	0	0	0.0	0.0	0	0	0	0	0	0	0	0	0	2	2	1	0	0
Jonas Gray	0	0	0	0.0	0.0	0	0	0	0	0	0	0	0	0	1	1	0	0	0
Ja'Gared Davis	0	0	0	0.0	0.0	0	0	0	0	0	0	0	0	0	1	0	1	0	0
Brian Tyms	0	0	0	0.0	0.0	0	0	0	0	0	0	0	0	0	1	1	0	0	0
Brandon LaFell	0	0	0	0.0	0.0	0	0	0	0	0	0	0	0	0	1	1	0	0	0
Chris White	0	0	0	0.0	0.0	0	0	0	0	0	0	0	0	0	9	5	4	0	0
Totals	919	654	265	40.0	282.0	75	16	184	0	65	14	9	15	1	94	70	25	0	1

FUMBLES - LOST (13-4)				
No.	Lost	Own		O.B.
		Rec		
Danny Aiken	1	0	0	0
Ryan Allen	0	0	1	0
Tom Brady	6	3	1	0
Dan Connolly	0	0	1	0
Jamie Collins	1	0	0	0
Alfonzo Dennard	0	0	1	0
James Develin	1	0	1	0
Julian Edelman	3	0	2	0
Brandon LaFell	1	1	0	0
Nate Solder	0	0	1	0
James White	0	0	1	0
Totals	13	4	9	0

KEY	
TT-Total Tackles	Int/Yds-Interceptions/Yards Returned
UT-Unassisted Tackles	PD-Passes Defensed
A-Assisted Tackles	FF-Forced Fumbles

BLOCKED KICKS			
	XP	FG	P
Brandon Bolden	0	0	1
Jamie Collins	0	1	0
Chandler Jones	0	1	0
Chris Jones	0	1	0
Vince Wilfork	0	1	0
Totals	0	4	1

MISC. OFFENSIVE STATS				
	Tkl	Ast	FF	FR
Tom Brady	1	0	0	0
Jordan Devey	1	0	0	0
Dan Connolly	0	1	0	0
Julian Edelman	4	0	0	0
Brandon LaFell	1	0	0	0
Nate Solder	1	0	0	0
Bryan Stork	0	1	0	0
Brian Tyms	1	0	0	0
Shane Vereen	1	0	0	0
Totals	10	2	0	0



NEW ENGLAND PATRIOTS 2014 STATS PACK

PATRIOTS PARTICIPATION

PARTICIPATION

	Regular Season																							
Player	GP	GS	DNP	INA	at MIA	at MIN	OAK	at KC	CIN	at BUF	NYJ	CHI	DEN	at IND	DET	at GB	at SD	MTA	at NYJ	BUF				
Aiken, Danny	15	0	0	1	sub	sub	sub	sub	sub	sub	sub	sub	sub	sub	sub	X	sub	sub	sub	sub				
Allen, Ryan	16	0	0	0	sub	sub	sub	sub	sub	sub	sub	sub	sub	sub	sub	sub	sub	sub	sub	sub				
Amendola, Danny	16	4	0	0	sub	sub	sub	WR	sub	sub	sub	WR	sub	sub	sub	sub	sub	sub	WR	WR				
Arrington, Kyle	14	4	1	1	sub	sub	sub	sub	sub	sub	sub	sub	DB	RCB	DB	sub	sub	DB	sub	X				
Ayers, Akeem	9	4	0	0								sub	LB	sub	LB	LB	LB	sub	sub	sub				
Barker, Chris	1	0	0	1	PS							sub	X	PS										
Blount, LeGarrette	5	1	0	1											sub	sub	sub	sub	sub	sub	X	sub		
Bolden, Brandon	16	2	0	0	sub	sub	sub	sub	sub	sub	sub	sub	sub	sub	sub	RB	sub	sub	sub	RB				
Boyce, Josh	1	0	0	0											PS									
Brady, Tom	16	16	0	0	QB	QB	QB	QB	QB	QB	QB	QB	QB	QB	QB	QB	QB	QB	QB	QB				
Branch, Alan	8	2	0	0								sub	sub	sub	sub	sub	sub	sub	sub	DT	DT			
Browner, Brandon	9	9	5	2	dnp	dnp	dnp	dnp	dnp	X	RCB	RCB	RCB	DB	RCB	LCB	RCB	RCB	RCB	X				
Buchanan, Michael	3	0	0	2	X	X	sub	sub	sub											IR				
Butler, Malcolm	11	1	1	4	sub	sub	sub	sub	X	dnp	X	sub	sub	sub	X	X	sub	DB	sub	sub				
Cannon, Marcus	16	4	0	0	LG	LG	LG	sub	sub	sub	sub	sub	sub	sub	sub	sub	sub	sub	sub	sub				
Casillas, Jonathan	8	3	0	0											sub	sub	sub	sub	LB	LB	sub	sub		
Chung, Patrick	16	15	0	0	S	S	S	S	S	S	S	S	S	S	S	S	S	sub	S	S				
Collins, Jamie	15	15	0	1	LB	X	LB	LB	LB	LB	LB	LB	LB	LB	LB	LB	LB	LB	LB	LB				
Connolly, Dan	13	13	0	3	C	C	C	LG	LG	LG	X	LG	LG	LG	LG	LG	LG	LG	X	X				
Davis, Ja'Gared	3	0	0	0	PS							sub	sub	sub	PS									
Dennard, Alfonzo	6	4	0	9	RCB	X	X	X	RCB	RCB	DB	X	X	X	sub	sub	X	X	X	IR				
Develin, James	16	4	0	0	FB	sub	FB	sub	FB	sub	FB	sub	sub	sub	sub	sub	sub	sub	sub	sub				
Devey, Jordan	7	4	0	9	RG	RG	RG	X	sub	sub	LG	X	X	X	X	X	X	X	X	sub				
Dobson, Aaron	4	1	0	8	X	WR	X	X	sub	sub	X	X	X	X	X	sub	IR							
Easley, Dominique	11	2	0	3	sub	sub	sub	sub	RE	X	sub	RE	sub	sub	X	sub	sub	X	IR					
Ebner, Nate	12	0	0	4	sub	sub	sub	sub	X	X	X	X	sub	sub	sub	sub	sub	sub	sub	sub				
Edelman, Julian	14	13	0	2	WR	WR	WR	WR	WR	WR	WR	WR	WR	WR	WR	WR	WR	WR	X	X				
Fleming, Cameron	7	2	0	9	sub	TE	sub	TE	X	X	X	X	X	sub	X	X	X	X	sub	sub				
Fleming, Darius	5	0	0	1	X		PS										sub	sub	sub	sub	sub			
Garoppolo, Jimmy	6	0	10	0	dnp	dnp	dnp	sub	sub	dnp	dnp	sub	dnp	sub	dnp	dnp	dnp	sub	dnp	sub				
Gostkowski, Stephen	16	0	0	0	sub	sub	sub	sub	sub	sub	sub	sub	sub	sub	sub	sub	sub	sub	sub	sub				
Gray, Jonas	8	3	1	1	PS							sub	sub	RB	RB	dnp	sub	sub	sub	RB	X			
Gronkowski, Rob	15	10	0	1	sub	sub	TE	TE	sub	TE	sub	sub	TE	TE	TE	TE	TE	TE	TE	X				
Harmon, Duron	16	0	0	0	sub	sub	sub	sub	sub	sub	sub	sub	sub	sub	sub	sub	sub	sub	sub	sub				
Hightower, Dont'a	12	12	0	4	LB	LB	LB	LB	X	X	LB	LB	LB	LB	LB	LB	X	LB	LB	X				
Hoomanawanui, Michael	16	12	0	0	TE	TE	sub	sub	TE	TE	TE	TE	TE	TE	sub	sub	TE	TE	TE	TE				
Jones, Chandler	10	8	0	6	RE	RE	RE	RE	sub	RE	RE	X	X	X	X	X	X	sub	RE	RE				
Jones, Chris	15	12	0	1	X	DT	sub	DT	DT	DT	DT	DT	RE	DT	RE	RE	RE	DT	sub	sub				
Jones, Don	9	0	0	2	sub	sub	X	sub	sub	sub	sub	sub	sub	X	sub									
LaFell, Brandon	16	13	0	0	sub	sub	WR	WR	WR	WR	WR	WR	WR	sub	WR	WR	WR	WR	WR	WR				
Kline, Josh	12	4	0	4	X	sub	X	X	X	RG	RG	sub	sub	sub	sub	sub	sub	sub	LG	LG				
Maneri, Steve	1	0	1	0																dnp	sub			
Mayo, Jerod	6	6	0	0	LB	LB	LB	LB	LB	LB	IR													
McCourty, Devin	16	16	0	0	S	S	S	S	S	S	S	S	S	S	S	S	S	S	S	S				
Moore, Zach	8	1	2	6	sub	X	X	X	X	sub	sub	sub	X	RE	sub	sub	dnp	X	dnp	sub				
Ninkovich, Rob	16	16	0	0	LE	LE	LE	LE	LE	LE	LE	LE	LE	LE	LE	LE	LE	LE	LE	LE				
Revis, Darrelle	16	16	0	0	LCB	LCB	LCB	LCB	LCB	LCB	LCB	LCB	LCB	LCB	LCB	RCB	LCB	LCB	LCB	LCB				
Ridley, Stevan	6	5	0	0	RB	RB	RB	sub	RB	RB	IR													
Ryan, Logan	16	6	0	0	sub	RCB	RCB	RCB	sub	sub	sub	DB	sub	sub	sub	DB	sub	sub	sub	RCB				
Siliga, Sealver	7	5	0	0	sub	DT	DT	Injured Reserve (DFR)										sub	RE	DT	DT			
Skinner, Deontae	7	1	0	0	PS	sub	sub	sub	LB	sub	sub	sub	PS											
Slater, Matthew	16	0	0	0	sub	sub	sub	sub	sub	sub	sub	sub	sub	sub	sub	sub	sub	sub	sub	sub				
Solder, Nate	16	16	0	0	LT	LT	LT	LT	LT	LT	LT	LT	LT	LT	LT	LT	LT	LT	LT	LT				
Stork, Bryan	13	11	0	3	X	sub	sub	C	C	X	X	C	C	C	C	C	C	C	C	C				
Thompkins, Kenbrell	2	1	0	2	WR	X	sub	X																
Tyms, Bryan	11	2	5	0	dnp	dnp	dnp	dnp	dnp	sub	sub	sub	sub	WR	sub	sub	sub	sub	sub	WR				
Vellano, Joe	5	1	0	0	DT	sub	sub	sub	sub	PS														
Vereen, Shane	16	6	0	0	sub	sub	sub	RB	sub	sub	RB	RB	sub	sub	RB	RB	sub	RB	sub	sub				
Vollmer, Sebastian	15	15	0	1	RT	RT	RT	RT	RT	RT	RT	RT	RT	RT	RT	RT	RT	RT	RT	X				
Walker, Casey	5	1	0	2								X	sub	DT	sub	sub	sub	X	PS					
Wendell, Ryan	14	12	0	2	sub	X	X	sub	RG	C	C	RG	RG	RG	RG	RG	RG	RG	RG	RG				
White, Chris	13	0	0	3	sub	sub	sub	sub	sub	sub	sub	sub	sub	sub	sub	X	X	X	X	sub				
White, James	3	0	0	13	X	X	X	sub	X	X	X	sub	X	X	X	X	X	X	X	sub				
Wilfork, Vince	16	16	0	0	DT	DT	DT	DT	DT	DT	DT	DT	DT	DT	DT	DT	DT	DT	DT	DT				
Wilson, Tavon	16	0	0	0	sub	sub	sub	sub	sub	sub	sub	sub	sub	sub	sub	sub	sub	sub	sub	sub				
Wright, Tim	16	2	0	0	sub	sub	sub	sub	sub	sub	sub	sub	sub	sub	TE	sub	WR	sub	sub	sub				
Totals	720	352	26	112																				

X - inactive / CAPS - starters / sub - played / dnp - did not play / PS - Practice Squad

KEY:

Not on active roster



NEW ENGLAND PATRIOTS 2014 STATS PACK

GAME-BY-GAME STARTERS

2014 OFFENSIVE STARTERS BY GAME												
Date	Opponent	WR	LT	LG	C	RG	RT	TE	WR	QB	RB	TE
09/07	at Miami	K. Thompkins	N. Solder	M. Cannon	D. Connolly	J. Devey	S. Vollmer	M. Hoomanawanui	J. Edelman	T. Brady	S. Ridley	J. Develin (FB)
09/14	at Minnesota	A. Dobson	N. Solder	M. Cannon	D. Connolly	J. Devey	S. Vollmer	M. Hoomanawanui	J. Edelman	T. Brady	S. Ridley	C. Fleming
09/21	Oakland	B. LaFell	N. Solder	M. Cannon	D. Connolly	J. Devey	S. Vollmer	R. Gronkowski	J. Edelman	T. Brady	S. Ridley	J. Develin (FB)
09/29	at Kansas City	B. LaFell	N. Solder	D. Connolly	B. Stork	C. Fleming	S. Vollmer	R. Gronkowski	J. Edelman	T. Brady	S. Vereen	D. Amendola (WR)
10/05	Cincinnati	B. LaFell	N. Solder	D. Connolly	B. Stork	R. Wendell	S. Vollmer	M. Hoomanawanui	J. Edelman	T. Brady	S. Ridley	J. Develin (FB)
10/12	at Buffalo	B. LaFell	N. Solder	D. Connolly	R. Wendell	J. Kline	S. Vollmer	R. Gronkowski	J. Edelman	T. Brady	S. Ridley	M. Hoomanawanui
10/16	N.Y. Jets	B. LaFell	N. Solder	J. Devey	R. Wendell	J. Kline	S. Vollmer	M. Hoomanawanui	J. Edelman	T. Brady	S. Vereen	J. Develin (FB)
10/26	Chicago	B. LaFell	N. Solder	D. Connolly	B. Stork	R. Wendell	S. Vollmer	M. Hoomanawanui	J. Edelman	T. Brady	S. Vereen	D. Amendola (WR)
11/02	Denver	B. LaFell	N. Solder	D. Connolly	B. Stork	R. Wendell	S. Vollmer	R. Gronkowski	J. Edelman	T. Brady	J. Gray	M. Hoomanawanui
11/16	at Indianapolis	B. Tyms	N. Solder	D. Connolly	B. Stork	R. Wendell	S. Vollmer	R. Gronkowski	J. Edelman	T. Brady	J. Gray	M. Hoomanawanui
11/23	Detroit	B. LaFell	N. Solder	D. Connolly	B. Stork	R. Wendell	S. Vollmer	R. Gronkowski	J. Edelman	T. Brady	S. Vereen	T. Wright
11/30	at Green Bay	B. LaFell	N. Solder	D. Connolly	B. Stork	R. Wendell	S. Vollmer	R. Gronkowski	J. Edelman	T. Brady	S. Vereen	B. Bolden (RB)
12/07	at San Diego	B. LaFell	N. Solder	D. Connolly	B. Stork	R. Wendell	S. Vollmer	R. Gronkowski	T. Wright	T. Brady	L. Blount	M. Hoomanawanui
12/14	Miami	B. LaFell	N. Solder	D. Connolly	B. Stork	R. Wendell	S. Vollmer	R. Gronkowski	J. Edelman	T. Brady	S. Vereen	M. Hoomanawanui
12/21	at N.Y. Jets	B. LaFell	N. Solder	J. Kline	B. Stork	R. Wendell	S. Vollmer	R. Gronkowski	D. Amendola	T. Brady	J. Gray	M. Hoomanawanui
12/28	Buffalo	B. LaFell	N. Solder	J. Kline	B. Stork	R. Wendell	M. Cannon	M. Hoomanawanui	D. Amendola	T. Brady	B. Bolden	B. Tyms (WR)

2014 DEFENSIVE STARTERS BY GAME												
Date	Opponent	LE	DT	DT	RE	LB	LB	LB	LCB	RCB	S	S
09/07	at Miami	R. Ninkovich	V. Wilfork	J. Vellano	Cha. Jones	J. Collins	J. Mayo	D. Hightower	D. Revis	A. Dennard	P. Chung	D. McCourty
09/14	at Minnesota	R. Ninkovich	V. Wilfork	S. Siliga	Chr. Jones (DT)	Cha. Jones (RE)	J. Mayo	D. Hightower	D. Revis	L. Ryan	P. Chung	D. McCourty
09/21	Oakland	R. Ninkovich	V. Wilfork	S. Siliga	Cha. Jones	J. Collins	J. Mayo	D. Hightower	D. Revis	L. Ryan	P. Chung	D. McCourty
09/29	at Kansas City	R. Ninkovich	V. Wilfork	Chr. Jones	Cha. Jones	J. Collins	J. Mayo	D. Hightower	D. Revis	L. Ryan	P. Chung	D. McCourty
10/05	Cincinnati	R. Ninkovich	V. Wilfork	Chr. Jones	D. Easley	J. Collins	J. Mayo	D. Skinner	D. Revis	A. Dennard	P. Chung	D. McCourty
10/12	at Buffalo	R. Ninkovich	V. Wilfork	Chr. Jones	C. Walker (DT)	Cha. Jones (RE)	J. Mayo	J. Collins	D. Revis	A. Dennard	P. Chung	D. McCourty
10/16	N.Y. Jets	R. Ninkovich	V. Wilfork	Chr. Jones	Cha. Jones	J. Collins	D. Hightower	A. Dennard (DB)	D. Revis	B. Browner	P. Chung	D. McCourty
10/26	Chicago	R. Ninkovich	V. Wilfork	Chr. Jones	D. Easley	J. Collins	D. Hightower	L. Ryan (DB)	D. Revis	B. Browner	P. Chung	D. McCourty
11/02	Denver	R. Ninkovich	V. Wilfork	Chr. Jones (RE)	A. Ayers (LB)	J. Collins	D. Hightower	K. Arrington (DB)	D. Revis	B. Browner	P. Chung	D. McCourty
11/16	at Indianapolis	R. Ninkovich	V. Wilfork	Chr. Jones	Z. Moore	J. Collins	D. Hightower	B. Browner (DB)	D. Revis	K. Arrington	P. Chung	D. McCourty
11/23	Detroit	R. Ninkovich	V. Wilfork	Chr. Jones (RE)	A. Ayers (LB)	J. Collins	D. Hightower	K. Arrington (DB)	D. Revis	B. Browner	P. Chung	D. McCourty
11/30	at Green Bay	R. Ninkovich	V. Wilfork	Chr. Jones (RE)	A. Ayers (LB)	J. Collins	D. Hightower	L. Ryan (DB)	B. Browner	D. Revis	P. Chung	D. McCourty
12/07	at San Diego	R. Ninkovich	V. Wilfork	Chr. Jones (RE)	A. Ayers (LB)	J. Collins	J. Casillas	K. Arrington (DB)	D. Revis	B. Browner	P. Chung	D. McCourty
12/14	Miami	R. Ninkovich	V. Wilfork	Chr. Jones	S. Siliga	J. Collins	D. Hightower	J. Casillas	D. Revis	B. Browner	M. Butler (DB)	D. McCourty
12/21	at N.Y. Jets	R. Ninkovich	V. Wilfork	A. Branch	S. Siliga (DT)	Cha. Jones (RE)	D. Hightower	J. Collins	D. Revis	B. Browner	P. Chung	D. McCourty
12/28	Buffalo	R. Ninkovich	V. Wilfork	S. Siliga	A. Branch (DT)	Cha. Jones (RE)	J. Collins	J. Casillas	D. Revis	L. Ryan	P. Chung	D. McCourty





2014 NEW ENGLAND PATRIOTS ROSTER

AS OF JANUARY 5, 2015

ALPHABETICAL ROSTER

#	NAME	POS	HT	WT	BORN	YR	COLLEGE	H.S. HOMETOWN
48	Aiken, Danny	LS	6-4	255	8/28/1988	4	Virginia	Roanoke, Va.
6	Allen, Ryan	P	6-2	215	2/28/1990	2	Louisiana Tech	Salem, Ore.
80	Amendola, Danny	WR	5-11	195	11/2/1985	6	Texas Tech	The Woodlands, Texas
25	Arrington, Kyle	CB	5-10	190	8/12/1986	6	Hofstra	Accokeek, Md.
55	Ayers, Akeem	LB	6-3	255	7/10/1989	4	UCLA	Los Angeles, Calif.
29	Blount, LeGarrette	RB	6-0	250	12/5/1986	5	Oregon	Perry, Fla.
38	Bolden, Brandon	RB	5-11	220	1/26/1990	3	Mississippi	Baton Rouge, La.
82	Boyce, Josh	WR	5-11	205	5/6/1991	2	Texas Christian	Copperas Cove, Texas
12	Brady, Tom	QB	6-4	225	8/3/1977	15	Michigan	San Mateo, Calif.
97	Branch, Alan	DL	6-6	325	12/29/1984	8	Michigan	Rio Ranch, N.M.
39	Browner, Brandon	CB	6-4	221	8/2/1984	5	Oregon State	Sylmar, Calif.
21	Butler, Malcolm	CB	5-11	190	3/2/1990	R	West Alabama	Vicksburg, Miss.
61	Cannon, Marcus	OL	6-5	335	5/6/1988	4	Texas Christian	Odessa, Texas
52	Casillas, Jonathan	LB	6-1	227	6/3/1987	6	Wisconsin	New Brunswick, N.J.
23	Chung, Patrick	S	5-11	210	8/19/1987	6	Oregon	Racho Cucamonga, Calif.
91	Collins, Jamie	LB	6-3	250	10/20/1989	2	Southern Mississippi	McCall Creek, Miss.
63	Connolly, Dan	OL	6-4	305	9/2/1982	9	Southeast Missouri St.	St. Louis, Mo.
46	Develin, James	FB	6-3	255	7/23/1988	2	Brown	Gilbertsville, Pa.
65	Devey, Jordan	T	6-6	317	1/11/1988	1	Memphis	American Fork, Utah
43	Ebner, Nate	DB	6-0	210	12/14/1988	3	Ohio State	Dublin, Ohio
11	Edelman, Julian	WR	5-10	200	5/22/1986	6	Kent State	Redwood City, Calif.
71	Fleming, Cameron	OL	6-6	325	9/3/1992	R	Stanford	Houston, Texas
58	Fleming, Darius	LB	6-2	255	7/19/1989	3	Notre Dame	Chicago, Ill.
10	Garoppolo, Jimmy	QB	6-2	225	11/2/1991	R	Eastern Illinois	Arlington, Ill.
3	Gostkowski, Stephen	K	6-1	215	1/28/1984	9	Memphis	Madison, Miss.
35	Gray, Jonas	RB	5-10	230	6/27/1990	1	Notre Dame	Pontiac, Mich.
87	Gronkowski, Rob	TE	6-6	265	5/14/1989	5	Arizona	Pittsburgh, Pa.
30	Harmon, Duron	DB	6-1	205	1/24/1991	2	Rutgers	Magnolia, Del.
54	Hightower, Dont'a	LB	6-3	270	3/12/1990	3	Alabama	Lewisburg, Tenn.
47	Hoomanawanui, Michael	TE	6-4	260	7/4/1988	5	Illinois	Bloomington, Ill.
95	Jones, Chandler	DE	6-5	265	2/27/1990	3	Syracuse	Endicott, N.Y.
94	Jones, Chris	DT	6-1	309	7/12/1990	2	Bowling Green	Brownsburg, Ind.
67	Kline, Josh	OL	6-3	295	12/29/1989	2	Kent State	Mason, Ohio
19	LaFell, Brandon	WR	6-3	210	11/4/1986	5	Louisiana State	Houston, Texas
86	Maneri, Steve	TE	6-7	280	3/20/1988	4	Temple	Saddle Brook, N.J.
32	McCourty, Devin	DB	5-10	195	8/13/1987	5	Rutgers	Montvale, N.J.
90	Moore, Zach	DL	6-6	275	9/5/1990	R	Concordia-St. Paul	Chicago, Ill.
50	Ninkovich, Rob	DE	6-2	260	2/1/1984	9	Purdue	Blue Island, Ill.
24	Revis, Darrelle	CB	5-11	198	7/14/1985	8	Pittsburgh	Aliquippa, Pa.
26	Ryan, Logan	CB	5-11	195	2/9/1991	2	Rutgers	Voorhees, N.J.
96	Siliga, Sealver	DL	6-2	325	4/26/1990	3	Utah	West Jordan, Utah
18	Slater, Matthew	WR	6-0	210	9/9/1985	7	UCLA	Anaheim, Calif.
77	Solder, Nate	T	6-8	320	4/12/1988	4	Colorado	Buena Vista, Colo.
66	Stork, Bryan	OL	6-4	310	11/15/1990	R	Florida State	Vero Beach, Fla.
84	Tyms, Brian	WR	6-3	204	2/21/1989	2	Florida A&M	Ft. Lauderdale., Fla.
34	Vereen, Shane	RB	5-10	205	3/2/1989	4	California	Valencia, Calif.
76	Vollmer, Sebastian	T	6-8	320	7/10/1984	6	Houston	Kaarst, Germany
62	Wendell, Ryan	OL	6-2	300	3/4/1986	6	Fresno State	Pomona, Calif.
59	White, Chris	LB	6-3	238	1/15/1989	4	Mississippi State	Vanceville, Miss.
28	White, James	RB	5-10	205	2/3/1992	R	Wisconsin	Ft. Lauderdale, Fla.
75	Wilfork, Vince	DL	6-2	325	11/4/1981	11	Miami (Fla.)	Boynton Beach, Fla.
27	Wilson, Tavon	DB	6-0	215	3/19/1990	3	Illinois	Washington, D.C.
81	Wright, Tim	TE	6-4	235	4/7/1990	2	Rutgers	Wall Township, N.J.

NUMERICAL ROSTER

#	NAME	POS
3	Stephen Gostkowski	K
6	Ryan Allen	P
10	Jimmy Garoppolo	QB
11	Julian Edelman	WR
12	Tom Brady	QB
18	Matthew Slater	WR
19	Brandon LaFell	WR
21	Malcolm Butler	CB
23	Patrick Chung	S
24	Darrelle Revis	CB
25	Kyle Arrington	CB
26	Logan Ryan	CB
27	Tavon Wilson	DB
28	James White	RB
29	LeGarrette Blount	RB
30	Duron Harmon	DB
32	Devin McCourty	DB
34	Shane Vereen	RB
35	Jonas Gray	RB
38	Brandon Bolden	RB
39	Brandon Browner	CB
43	Nate Ebner	DB
46	James Develin	FB
47	Michael Hoomanawanui	TE
48	Danny Aiken	LS
50	Rob Ninkovich	DE
52	Jonathan Casillas	LB
54	Dont'a Hightower	LB
55	Akeem Ayers	LB
58	Darius Fleming	LB
59	Chris White	LB
61	Marcus Cannon	OL
62	Ryan Wendell	OL
63	Dan Connolly	OL
65	Jordan Devey	T
66	Bryan Stork	OL
67	Josh Kline	OL
71	Cameron Fleming	OL
75	Vince Wilfork	DL
76	Sebastian Vollmer	T
77	Nate Solder	T
80	Danny Amendola	WR
81	Tim Wright	TE
82	Josh Boyce	WR
84	Brian Tyms	WR
86	Steve Maneri	TE
87	Rob Gronkowski	TE
90	Zach Moore	DL
91	Jamie Collins	LB
94	Chris Jones	DT
95	Chandler Jones	DE
96	Sealver Siliga	DL
97	Alan Branch	DL

PRACTICE SQUAD

#	NAME	POS	HT	WT	BORN	YR	COLLEGE	H.S. HOMETOWN
64	Barker, Chris	OL	6-2	310	8/3/1990	2	Nevada	Etiwanda, Calif.
92	Bequette, Jake	DE	6-5	265	2/21/1989	3	Arkansas	Little Rock, Ark.
8	Gilbert, Garrett	QB	6-4	221	7/1/1991	R	Southern Methodist	Austin, Texas
31	Green, Justin	DB	5-11	195	2/26/1991	2	Illinois	Louisville, Ky.
68	Hauptmann, Caylin	OL	6-3	300	7/10/1991	2	Florida International	Los Angeles, Calif.
16	Krause, Jonathan	WR	5-11	190	1/18/1992	R	Vanderbilt	Snellville, Ga.
53	Martin, Eric	LB	6-2	250	7/21/1991	3	Nebraska	Moreno Valley, Calif.
44	Skinner, Deontae	LB	6-2	250	12/18/1990	R	Mississippi State	Macon, Miss.
41	Swanson, Daxton	DB	5-11	191	3/21/1991	1	Sam Houston State	Waco, Texas
72	Vellano, Joe	DL	6-2	300	10/30/1988	2	Maryland	Rexford, N.Y.

PRACTICE SQUAD

#	NAME	POS
8	Garrett Gilbert	QB
16	Jonathan Krause	WR
31	Justin Green	DB
41	Daxton Swanson	DB
44	Deontae Skinner	LB
53	Eric Martin	LB
64	Chris Barker	OL
68	Caylin Hauptmann	OL
72	Joe Vellano	DL
92	Jake Bequette	DE

RESERVE/INJURED LIST

#	NAME	POS	HT	WT	BORN	YR	COLLEGE	H.S. HOMETOWN
99	Buchanan, Michael	DL	6-6	255	1/24/1991	2	Illinois	Homewood, Ill.
37	Dennard, Alfonzo	CB	5-10	200	9/9/1989	3	Nebraska	Rochelle, Ga.
17	Dobson, Aaron	WR	6-3	200	7/23/1991	2	Marshall	Dunbar, W.V.
74	Easley, Dominique	DL	6-2	290	4/28/1992	R	Florida	Staten Island, N.Y.
31	Gaffney, Tyler	RB	6-0	220	4/20/1991	R	Stanford	San Diego, Calif.
45	Gordon, Cameron	LB	6-3	240	6/5/1991	R	Michigan	Detroit, Mich.
51	Mayo, Jerod	LB	6-1	250	2/23/1986	7	Tennessee	Hampton, Va.
49	Morris, James	LB	6-2	240	11/20/1991	R	Iowa	Solon, Iowa
16	Orton, Greg	WR	6-3	199	12/17/1986	1	Purdue	Huber Heights, Ohio
22	Ridley, Stevan	RB	5-11	220	1/27/1989	4	Louisiana State	Natchez, Miss.

RESERVE/INJURED LIST

#	NAME	POS
16	Greg Orton	WR
17	Aaron Dobson	WR
22	Stevan Ridley	RB
31	Tyler Gaffney	RB
37	Alfonzo Dennard	CB
45	Cameron Gordon	LB
49	James Morris	LB
51	Jerod Mayo	LB
74	Dominique Easley	DL
99	Michael Buchanan	DL

HEAD COACH: BILL BELICHICK

ASSISTANTS: Josh Boyer, Cornerbacks; Moses Cabrera, Assistant Strength and Conditioning; Brian Daboll, Tight Ends; Brendan Daly, Defensive Assistant; Dave DeGuglielmo, Offensive Line; Ivan Fears, Running Backs; Brian Flores, Safeties; Patrick Graham, Linebackers; Joe Judge, Asst. Special Teams; Josh McDaniels, Offensive Coordinator/Quarterbacks; Harold Nash, Head Strength and Conditioning; Scott O'Brien, Special Teams; Chad O'Shea, Receivers; Matt Patricia, Defensive Coordinator.



2014 NUMERICAL ROSTER

January 5, 2015

3	Stephen Gostkowski	K	6-1	215	30	9	Memphis	D4b-06
6	Ryan Allen	P	6-2	215	24	2	Louisiana Tech	FA-13
10	Jimmy Garoppolo	QB	6-2	225	23	R	Eastern Illinois	D2-14
11	Julian Edelman	WR	5-10	200	28	6	Kent State	D7a-09
12	Tom Brady	QB	6-4	225	37	15	Michigan	D6b-00
18	Matthew Slater	WR	6-0	210	29	7	UCLA	D5-08
19	Brandon LaFell	WR	6-3	210	28	5	Louisiana State	UFA(CAR)-14
21	Malcolm Butler	CB	5-11	190	24	R	West Alabama	FA-14
23	Patrick Chung	S	5-11	210	27	6	Oregon	FA-13
24	Darrelle Revis	CB	5-11	198	29	8	Pittsburgh	FA-14
25	Kyle Arrington	CB	5-10	190	28	6	Hofstra	FA-09
26	Logan Ryan	CB	5-11	195	23	2	Rutgers	D3a-13
27	Tavon Wilson	DB	6-0	215	24	3	Illinois	D2-12
28	James White	RB	5-10	205	22	R	Wisconsin	D4b-14
29	LeGarrette Blount	RB	6-0	250	28	5	Oregon	FA-14
30	Duron Harmon	DB	6-1	205	23	2	Rutgers	D3b-13
32	Devin McCourty	DB	5-10	195	27	5	Rutgers	D1-10
34	Shane Vereen	RB	5-10	205	25	4	California	D2b-11
35	Jonas Gray	RB	5-10	230	24	1	Notre Dame	FA-14
38	Brandon Bolden	RB	5-11	220	24	3	Mississippi	FA-12
39	Brandon Browner	CB	6-4	221	30	5	Oregon State	UFA(SEA)-14
43	Nate Ebner	DB	6-0	210	26	3	Ohio State	D6-12
46	James Develin	FB	6-3	255	26	2	Brown	FA-12
47	Michael Hoomanawanui	TE	6-4	260	26	5	Illinois	FA-12
48	Danny Aiken	LS	6-4	255	26	4	Virginia	CW(BUF)-11
50	Rob Ninkovich	DE	6-2	260	30	9	Purdue	FA-09
52	Jonathan Casillas	LB	6-1	227	27	6	Wisconsin	TR(TB)-14
54	Dont'a Hightower	LB	6-3	270	24	3	Alabama	D1b-12
55	Akeem Ayers	LB	6-3	255	25	4	UCLA	TR(TEN)-14
58	Darius Fleming	LB	6-2	255	25	3	Notre Dame	FA-14
59	Chris White	LB	6-3	238	25	4	Mississippi State	CW(DET)-13
61	Marcus Cannon	OL	6-5	335	26	4	Texas Christian	D5a-11
62	Ryan Wendell	OL	6-2	300	28	6	Fresno State	FA-08
63	Dan Connolly	OL	6-4	305	32	9	Southeast Missouri St.	FA-08
65	Jordan Devey	T	6-6	317	26	1	Memphis	FA-13
66	Bryan Stork	OL	6-4	310	24	R	Florida State	D4a-14
67	Josh Kline	OL	6-3	295	25	2	Kent State	FA-13
71	Cameron Fleming	OL	6-6	325	22	R	Stanford	D4c-14
75	Vince Wilfork	DL	6-2	325	33	11	Miami (Fla.)	D1a-04
76	Sebastian Vollmer	T	6-8	320	30	6	Houston	D2d-09
77	Nate Solder	T	6-8	320	26	4	Colorado	D1-11
80	Danny Amendola	WR	5-11	195	29	6	Texas Tech	UFA(STL)-13
81	Tim Wright	TE	6-4	235	24	2	Rutgers	TR(TB)-14
82	Josh Boyce	WR	5-11	205	23	2	Texas Christian	D4-13
84	Brian Tynms	WR	6-3	204	25	2	Florida A&M	FA-14
86	Steve Maneri	TE	6-7	280	26	4	Temple	FA-14
87	Rob Gronkowski	TE	6-6	265	25	5	Arizona	D2a-10
90	Zach Moore	DL	6-6	275	24	R	Concordia-St. Paul	D6b-14
91	Jamie Collins	LB	6-3	250	25	2	Southern Mississippi	D2a-13
94	Chris Jones	DT	6-1	309	24	2	Bowling Green	CW(TB)-13
95	Chandler Jones	DE	6-5	265	24	3	Syracuse	D1a-12
96	Sealver Siliga	DT	6-2	325	24	3	Utah	9/27/2014
97	Alan Branch	DL	6-6	325	30	8	Michigan	FA-14

PRACTICE SQUAD

#	NAME	POS	HT	WT	AGE	YR	COLLEGE	ACQ.
8	Garrett Gilbert	QB	6-4	221	23	R	Southern Methodist	FA=14
16	Jonathan Krause	WR	5-11	190	22	R	Vanderbilt	FA-14
31	Justin Green	DB	5-11	195	23	2	Illinois	FA-14
41	Daxton Swanson	DB	5-11	191	23	1	Sam Houston State	FA-14
44	Skinner, Deontae	LB	6-2	250	24	R	Mississippi State	FA-14
53	Eric Martin	LB	6-2	250	23	3	Nebraska	FA-14
64	Chris Barker	OL	6-2	310	24	2	Nevada	CW(MIA)-13
68	Caylin Hauptmann	OL	6-3	300	23	2	Florida International	FA-14
72	Joe Vellano	DL	6-2	300	26	2	Maryland	FA-13
92	Jake Bequette	DE	6-5	265	25	3	Arkansas	D3-12

RESERVE/INJURED LIST

#	NAME	POS	HT	WT	AGE	YR	COLLEGE	(IR date)
16	Greg Orton	WR	6-3	199	28	1	Purdue	7/28/2014
17	Aaron Dobson	WR	6-3	200	23	2	Marshall	12/4/2014
22	Stevan Ridley	RB	5-11	220	25	4	Louisiana State	10/16/2014
31	Tyler Gaffney	RB	6-0	220	23	R	Stanford	8/26/2014
37	Alfonzo Dennard	CB	5-10	200	25	3	Nebraska	12/27/2014
45	Cameron Gordon	LB	6-3	240	23	R	Michigan	8/26/2014
49	James Morris	LB	6-2	240	23	R	Iowa	8/30/2014
51	Jerod Mayo	LB	6-1	250	28	7	Tennessee	10/16/2014
74	Dominique Easley	DL	6-2	290	22	R	Florida	12/17/2014
99	Michael Buchanan	DL	6-12	255	23	2	Illinois	10/7/2014



2014 POSITIONAL ROSTER

January 5, 2015

DEFENSE (23)

#	NAME	POS	HT	WT	BORN	YR	COLLEGE	H.S. HOMETOWN
DEFENSIVE LINE (7)								
97	Branch, Alan	DL	6-6	325	12/29/1984	8	Michigan	Rio Rancho, N.M.
95	Jones, Chandler	DE	6-5	265	2/27/1990	3	Syracuse	Endicott, N.Y.
94	Jones, Chris	DT	6-1	309	7/12/1990	2	Bowling Green	Brownsburg, Ind.
90	Moore, Zach	DL	6-6	275	9/5/1990	R	Concordia-St. Paul	Chicago, Ill.
50	Ninkovich, Rob	DE	6-2	260	2/1/1984	9	Purdue	Blue Island, Ill.
96	Siliga, Sealver	DT	6-2	325	4/26/1990	3	Utah	West Jordan, Utah
75	Wilfork, Vince	DL	6-2	325	11/4/1981	11	Miami (Fla.)	Boynton Beach, Fla.
LINEBACKER (6)								
55	Ayers, Akeem	LB	6-3	255	7/10/1989	4	UCLA	Los Angeles, Calif.
52	Casillas, Jonathan	LB	6-1	227	6/3/1987	6	Wisconsin	New Brunswick, N.J.
91	Collins, Jamie	LB	6-3	250	10/20/1989	2	Southern Mississippi	McCall Creek, Miss.
58	Fleming, Darius	LB	6-2	255	7/19/1989	3	Notre Dame	Chicago, Ill.
54	Hightower, Dont'a	LB	6-3	270	3/12/1990	3	Alabama	Lewisburg, Tenn.
59	White, Chris	LB	6-3	238	1/15/1989	4	Mississippi State	Vanderveer, Miss.
DEFENSIVE BACK (10)								
25	Arrington, Kyle	CB	5-10	190	8/12/1986	6	Hofstra	Accokeek, Md.
39	Browner, Brandon	CB	6-4	221	8/2/1984	5	Oregon State	Sylmar, Calif.
21	Butler, Malcolm	CB	5-11	190	3/2/1990	R	West Alabama	Vicksburg, Miss.
23	Chung, Patrick	S	5-11	210	8/19/1987	6	Oregon	Rancho Cucamonga, Calif.
43	Ebner, Nate	DB	6-0	210	12/14/1988	3	Ohio State	Dublin, Ohio
30	Harmon, Duron	DB	6-1	205	1/24/1991	2	Rutgers	Magnolia, Del.
32	McCourt, Devin	DB	5-10	195	8/13/1987	5	Rutgers	Montvale, N.J.
24	Revis, Darrelle	CB	5-11	198	7/14/1985	8	Pittsburgh	Aliquippa, Pa.
26	Ryan, Logan	CB	5-11	195	2/9/1991	2	Rutgers	Voorhees, N.J.
27	Wilson, Tavon	DB	6-0	215	3/19/1990	3	Illinois	Washington, D.C.

OFFENSE (27)

#	NAME	POS	HT	WT	BORN	YR	COLLEGE	H.S. HOMETOWN
OFFENSIVE LINE (9)								
61	Cannon, Marcus	OL	6-5	335	5/6/1988	4	Texas Christian	Odessa, Texas
63	Connolly, Dan	OL	6-4	305	9/2/1982	9	Southeast Missouri St.	St. Louis, Mo.
65	Devey, Jordan	T	6-6	317	1/11/1988	1	Memphis	American Fork, Utah
71	Fleming, Cameron	OL	6-6	325	9/3/1992	R	Stanford	Houston, Texas
67	Kline, Josh	OL	6-3	295	12/29/1989	2	Kent State	Mason, Ohio
77	Solder, Nate	T	6-8	320	4/12/1988	4	Colorado	Buena Vista, Co.
66	Stork, Bryan	OL	6-4	310	11/15/1990	R	Florida State	Vero Beach, Fla.
76	Vollmer, Sebastian	T	6-8	320	7/10/1984	6	Houston	Kaarst, Germany
62	Wendell, Ryan	OL	6-2	300	3/4/1986	6	Fresno State	Pomona, Calif.
QUARTERBACK (2)								
12	Brady, Tom	QB	6-4	225	8/3/1977	15	Michigan	San Mateo, Calif.
10	Garoppolo, Jimmy	QB	6-2	225	11/2/1991	R	Eastern Illinois	Arlington Heights, Ill.
WIDE RECEIVER (6)								
80	Amendola, Danny	WR	5-11	195	11/2/1985	6	Texas Tech	The Woodlands, Texas
82	Boyce, Josh	WR	5-11	205	5/6/1991	2	Texas Christian	Copperas Cove, Texas
11	Edelman, Julian	WR	5-10	198	5/22/1986	6	Kent State	Redwood City, Calif.
19	LaFell, Brandon	WR	6-3	210	11/4/1986	5	Louisiana State	Houston, Texas
18	Slater, Matthew	WR	6-0	210	9/9/1985	7	UCLA	Anaheim, Calif.
84	Tyms, Brian	WR	6-3	204	2/21/1989	2	Florida A&M	Ft. Lauderdale, Fla.
RUNNING BACK (6)								
29	Blount, LeGarrette	RB	6-0	250	12/5/1986	5	Oregon	Perry, Fla.
38	Bolden, Brandon	RB	5-11	220	1/26/1990	3	Mississippi	Baton Rouge, La.
46	Develin, James	FB	6-3	255	7/23/1988	2	Brown	Gilbertsville, Pa.
35	Gray, Jonas	RB	5-10	230	6/27/1990	1	Notre Dame	Pontiac, Mich.
34	Vereen, Shane	RB	5-10	205	3/2/1989	4	California	Valencia, Calif.
28	White, James	RB	5-10	205	2/3/1992	R	Wisconsin	Ft. Lauderdale, Fla.
TIGHT END (4)								
87	Gronkowski, Rob	TE	6-6	265	5/14/1989	5	Arizona	Pittsburgh, Pa.
47	Hoomanawanui, Michael	TE	6-4	260	7/4/1988	5	Illinois	Bloomington, Ill.
86	Maneri, Steve	TE	6-7	280	3/20/1988	4	Temple	Saddle Brook, N.J.
81	Wright, Tim	TE	6-4	235	4/7/1990	2	Rutgers	Wall Township, N.J.

SPECIALISTS (3)

#	NAME	POS	HT	WT	BORN	YR	COLLEGE	H.S. HOMETOWN
SPECIALISTS (3)								
48	Aiken, Danny	LS	6-4	255	8/28/1988	4	Virginia	Roanoke, Va.
6	Allen, Ryan	P	6-2	215	2/28/1990	2	Louisiana Tech	Salem, Ore.
3	Gostkowski, Stephen	K	6-1	215	1/28/1984	9	Memphis	Madison, Miss.

RESERVE/INJURED (10)

#	NAME	POS	HT	WT	BORN	YR	COLLEGE	H.S. HOMETOWN
RESERVE/INJURED (10)								
99	Buchanan, Michael	DL	6-6	255	1/24/1991	2	Illinois	Homewood, Ill.
37	Dennard, Alfonzo	CB	5-10	200	9/9/1989	3	Nebraska	Rochelle, Ga.
17	Dobson, Aaron	WR	6-3	200	7/23/1991	2	Marshall	Dunbar, W.V.
74	Easley, Dominique	DL	6-2	290	4/28/1992	R	Florida	Staten Island, N.Y.
31	Gaffney, Tyler	RB	6-0	220	4/20/1991	R	Stanford	San Diego, Calif.
45	Gordon, Cameron	LB	6-3	240	6/5/1991	R	Michigan	Detroit, Mich.
51	Mayo, Jerod	LB	6-1	250	2/23/1986	7	Tennessee	Hampton, Va.
49	Morris, James	LB	6-2	240	11/20/1991	R	Iowa	Solon, Iowa
16	Orton, Greg	WR	6-3	199	12/17/1986	1	Purdue	Huber Heights, Ohio
22	Ridley, Stevan	RB	5-11	220	1/27/1989	4	Louisiana State	Natchez, Miss.



HOW THE PATRIOTS WERE BUILT

UPDATED: January 5, 2015

<u>YEAR</u>	<u>DRAFTEES (24)</u>	<u>VETERAN FREE AGENTS (14)</u>	<u>WAIVERS (3) / TRADES (3)</u>	<u>ROOKIE AND FIRST-YEAR FREE AGENTS (9)</u>
2000	Tom Brady (6b)			
2004	Vince Wilfork (1a)			
2006	Stephen Gostkowski (4b)			
2008	Matthew Slater (5)	Dan Connolly (fa) (JAX)		Ryan Wendell (fa)
2009	Sebastian Vollmer (2d) Julian Edelman (7a)	Rob Ninkovich (5) (NO)		Kyle Arrington (fa) (PHI)
2010	Devin McCourty (1) Rob Gronkowski (2a)			
2011	Nate Solder (1) Shane Vereen (2b) Marcus Cannon (5a)		Danny Aiken (fa) CW (BUF)	
2012	Chandler Jones (1a) Dont'a Hightower (1b) Tavon Wilson (2) Nate Ebner (6)	Michael Hoomanawanui (5) (STL)		Brandon Bolden (fa) James Develin (fa) (CIN)
2013	Jamie Collins (2a) Logan Ryan (3a) Duron Harmon (3b) Josh Boyce (4)	Danny Amendola (fa) (DAL) Sealver Siliga (fa) (SF)	Chris Jones (6) (HOU) CW (TB) Chris White (4) (BUF) CW (DET)	Ryan Allen (fa) Jordan Devey (fa) (BAL) Josh Kline (fa)
2014	Jimmy Garoppolo (2) Bryan Stork (4a) James White (4b) Cameron Fleming (4c) Zach Moore (6b)	LeGarrette Blount (fa) (TEN) Alan Branch (2) (ARI) Brandon Browner (fa) (DEN) Patrick Chung (2) (NE) Darius Fleming (5) (SF) Brandon LaFell (3) (CAR) Steve Maneri (fa) (HOU) Darrelle Revis (1) (NYJ) Brian Tyms (fa) (SF)	Akeem Ayers (2) (tr-TEN) Jonathan Casillas (fa) (tr-TB) Tim Wright (fa) (tr-TB)	Malcolm Butler (fa) Jonas Gray fa (MIA)

NOTE: Team in parenthesis is the player's prior team

(#) – indicates round drafted

(fa) – indicates non-drafted free agents

Reserve/Injured (10)

Michael Buchanan (7a)
Alfonzo Dennard (7a)
Aaron Dobson (2b)
Dominique Easley (1)
Tyler Gaffney (6) CW (CAR)
Cameron Gordon (fa)
Jerod Mayo 1)
James Morris (fa)
Greg Orton (fa) (CIN)
Stevan Ridley (3a)



2014 TRANSACTIONS

UPDATED: January 5, 2015

JANUARY, 2014

1/8/2014	Gray, Jonas	Signed to a future contract
1/20/2014	Cave, Braxston	Signed to a future contract
1/20/2014	Devey, Jordan	Signed to a future contract
1/20/2014	Dunn, Reggie	Signed to a future contract
1/20/2014	Mattes, R.J.	Signed to a future contract
1/20/2014	McGuffie, Sam	Signed to a future contract
1/20/2014	Orton, Greg	Signed to a future contract
1/20/2014	Reed, Taylor	Signed to a future contract
1/21/2014	Forston, Marcus	Signed to a future contract

FEBRUARY, 2014

2/28/2014	Gregory, Steve	Released
-----------	----------------	----------

MARCH, 2014

3/10/2014	Grissom, Corry	Released
3/10/2014	McGuffie, Sam	Released
3/10/2014	Moe, TJ	Released
3/10/2014	Reed, Taylor	Released
3/12/2014	Hoomanawanui, Michael	Re-signed
3/12/2014	Sopoaga, Isaac	Released
3/12/2014	Zusevics, Markus	Released
3/15/2014	Browner, Brandon	Signed
3/17/2014	Revis, Darrelle	Signed
3/17/2014	LaFell, Brandon	Signed
3/18/2014	Edelman, Julian	Re-signed
3/19/2014	Hughlett, Charley	Signed
3/31/2014	Wendell, Ryan	Re-signed

APRIL, 2014

4/3/2014	Chung, Patrick	Signed
4/4/2014	Wilson, Adrian	Released
4/24/2014	Hull, Josh	Signed

MAY, 2014

5/5/2014	Smith, Will	Signed
5/8/2014	Easley, Dominique	Drafted
5/9/2014	Garoppolo, Jimmy	Drafted
5/10/2014	Stork, Bryan	Drafted
5/10/2014	White, James	Drafted
5/10/2014	Fleming, Cameron	Drafted
5/10/2014	Halapio, Jon	Drafted
5/10/2014	Moore, Zach	Drafted
5/10/2014	Thomas, Jemea	Drafted
5/10/2014	Gallon, Jeremy	Drafted
5/12/2014	Beck, Tyler	Signed
5/12/2014	Finch, Roy	Signed
5/12/2014	Gary, Shamiel	Signed
5/12/2014	Gordon, Cameron	Signed
5/12/2014	Hawkins, Travis	Signed
5/12/2014	Houston, Stephen	Signed
5/12/2014	Jones, Justin	Signed
5/12/2014	Skinner, Deontae	Signed
5/12/2014	Watson, Asa	Signed
5/15/2014	Beck, Tyler	Released
5/15/2014	Hughlett, Charley	Released
5/16/2014	Fleming, Cameron	Signed/Draft Choice
5/16/2014	Gallon, Jeremy	Signed/Draft Choice
5/16/2014	Moore, Zach	Signed/Draft Choice
5/16/2014	White, James	Signed/Draft Choice
5/16/2014	Deering, Jeremy	Signed
5/16/2014	Fleming, Darius	Signed
5/16/2014	Morris, James	Signed
5/16/2014	Ott, Tyler	Signed
5/19/2014	Halapio, Jon	Signed/Draft Choice
5/19/2014	Stork, Bryan	Signed/Draft Choice
5/19/2014	Thomas, Jemea	Signed/Draft Choice
5/19/2014	Butler, Malcolm	Signed
5/19/2014	Johnson, Derrick	Signed
5/19/2014	McCuller, Taylor	Signed
5/20/2014	Morris, James	Released
5/22/2014	Swanson, Daxton	Signed
5/22/2014	Tuipulotu, L.T.	Signed
5/22/2014	Deering, Jeremy	Released
5/22/2014	Orton, Greg	Released
5/27/2014	Van Hooser, Wilson	Signed
5/27/2014	Wiggins, Reese	Signed

JUNE, 2014

6/2/2014	Garoppolo, Jimmy	Signed/Draft Choice
6/4/2014	Anderson, James	Signed
6/4/2014	Harrison, Mark	Released
6/9/2014	Auffray, Kyle	Signed
6/9/2014	Johnson, Derrick	Released
6/11/2014	Mattes, R.J.	Released
6/12/2014	Johnson, Jeremy	Signed
6/16/2014	Auffray, Kyle	Released
6/17/2014	Epenesa, Seal'i	Signed

JUNE, 2014 (continued)

6/19/2014	Dunn, Reggie	Released
6/23/2014	Easley, Dominique	Signed/Draft Choice
6/23/2014	Martin, Chris	Signed

JULY, 2014

7/16/2014	Armstead, Armond	Reserve/Retired
7/17/2014	Johnson, Jeremy	Released
7/17/2014	Wiggins, Reese	Released
7/18/2014	Johnson, Derrick	Signed
7/18/2014	McDonald, Tyler	Signed
7/20/2014	Byham, Nate	Signed
7/21/2014	Manumaleuna, Eathyn	Signed
7/21/2014	Epenesa, Seal'i	Released
7/23/2014	Orton, Greg	Signed
7/23/2014	McDonald, Tyler	Released
7/25/2014	Byham, Nate	Released
7/27/2014	Orton, Greg	Released
7/27/2014	Stanford, Cole	Signed
7/27/2014	Tyms, Brian	Signed
7/28/2014	Gaffney, Tyler	Claimed off Waivers (CAR)
7/28/2014	Hull, Josh	Released
7/28/2014	Orton, Greg	Placed on Reserve/Injured

AUGUST, 2014

8/2/2014	Stanford, Cole	Released
8/3/2014	Morris, James	Signed
8/10/2014	Hartsock, Ben	Signed
8/10/2014	Maneri, Steve	Signed
8/10/2014	Miller, Terrence	Signed
8/10/2014	Houston, Stephen	Released
8/10/2014	Jones, Justin	Released
8/10/2014	Watson, Asi	Released
8/13/2014	Bass, Ben	Acquired Via Trade (DAL)
8/13/2014	Green, Justin	Traded to Dallas
8/13/2014	Worthy, Jerel	Acquired Via Trade (GB)
8/13/2014	Miller, Terrence	Released
8/14/2014	Hartsock, Ben	Released
8/18/2014	Jones, Justin	Signed
8/18/2014	Ott, Tyler	Released
8/21/2014	Forston, Marcus	Released
8/21/2014	Williams, D.J.	Released
8/25/2014	Anderson, James	Released
8/25/2014	Kelly, Tommy	Released
8/25/2014	Smith, Will	Released
8/25/2014	Jones, Justin	Released
8/26/2014	Wright, Tim	Acquired Via Trade (TB)
8/26/2014	Mankins, Logan	Traded to Tampa Bay
8/26/2014	Bass, Ben	Released
8/26/2014	Hawkins, Travis	Released
8/26/2014	Johnson, Derrick	Released
8/26/2014	Skinner, Deontae	Released
8/26/2014	Thomas, Jemea	Released
8/26/2014	Van Hooser, Wilson	Released
8/26/2014	Gaffney, Tyler	Placed on Reserve/Injured
8/26/2014	Gordon, Cameron	Placed on Reserve/Injured
8/30/2014	Aiken, Danny	Released
8/30/2014	Beauharnais, Steve	Released
8/30/2014	Bequette, Jake	Released
8/30/2014	Boyce, Josh	Released
8/30/2014	Cave, Braxston	Released
8/30/2014	Davis, Ja'Gared	Released
8/30/2014	Davis, Kanorris	Released
8/30/2014	Finch, Roy	Released
8/30/2014	Gallon, Jeremy	Released
8/30/2014	Gary, Shamiel	Released
8/30/2014	Gray, Jonas	Released
8/30/2014	Halapio, Jon	Released
8/30/2014	Maneri, Steve	Released
8/30/2014	Martin, Chris	Released
8/30/2014	Manumaleuna, Eathyn	Released
8/30/2014	McCuller, Taylor	Released
8/30/2014	Swanson, Daxton	Released
8/30/2014	Tuipulotu, L.T.	Released
8/30/2014	Worthy, Jerel	Released
8/30/2014	Morris, James	Placed on Reserve/Injured
8/31/2014	Gaston, Bruce	Claimed off Waivers (ARI)
8/31/2014	Quarles, Kelcy	Claimed off Waivers (NYG)
8/31/2014	Mallett, Ryan	Traded to Houston
8/31/2014	White, Chris	Released

SEPTEMBER, 2014

9/1/2014	Bethel Thompson, M.	Signed to the practice squad
9/1/2014	Bequette, Jake	Signed to the practice squad
9/1/2014	Boyce, Josh	Signed to the practice squad
9/1/2014	Davis, Ja'Gared	Signed to the practice squad
9/1/2014	Davis, Kanorris	Signed to the practice squad
9/1/2014	Gray, Jonas	Signed to the practice squad
9/1/2014	Hughlett, Charley	Signed to the practice squad
9/1/2014	Martin, Chris	Signed to the practice squad



2014 TRANSACTIONS

SEPTEMBER, 2014 (continued)

9/1/2014	Skinner, Deontae	Signed to the practice squad
9/1/2014	Swanson, Daxton	Signed to the practice squad
9/1/2014	Jones, Don	Claimed off Waivers (MIA)
9/1/2014	Barker, Chris	Released
9/3/2014	Barker, Chris	Signed to the practice squad
9/3/2014	Reisner, Allen	Signed to the practice squad
9/3/2014	Thigpen, Marcus	Signed to the practice squad
9/3/2014	Bethel-Thompson, M.	Released from the practice squad
9/3/2014	Davis, Kanorris	Released from the practice squad
9/3/2014	Swanson, Daxton	Released from the practice squad
9/3/2014	Gaston, Bruce	Released
9/3/2014	Quarles, Kelcy	Released
9/3/2014	Hughlett, Charley	Released
9/4/2014	Aiken, Danny	Signed
9/4/2014	White, Chris	Signed
9/4/2014	Bethel-Thompson, M.	Signed to the practice squad
9/5/2014	Quarles, Kelcy	Signed to the practice squad
9/5/2014	Reisner, Allen	Released from the practice squad
9/9/2014	Bethel-Thompson, M.	Released from the practice squad
9/9/2014	Henderson, Cam	Signed to the practice squad
9/13/2014	Skinner, Deontae	Signed from the practice squad
9/13/2014	Fleming, Darius	Released
9/16/2014	Fleming, Darius	Signed to the practice squad
9/16/2014	Hauptmann, Caylin	Signed to the practice squad
9/16/2014	Schwenke, Kona	Signed to the practice squad
9/16/2014	Henderson, Cam	Released from the practice squad
9/16/2014	Thigpen, Marcus	Released from the practice squad
9/17/2014	Swanson, Daxton	Signed to the practice squad
9/26/2014	Bass, Ben	Signed to the practice squad
9/26/2014	Martin, Chris	Released from the practice squad
9/27/2014	Walker, Casey	Signed off Carolina practice squad
9/27/2014	Siliga, Sealter	Placed on Reserve/Injured (designated to return)

OCTOBER, 2014

10/4/2014	Davis, Ja'Gared	Signed from the practice squad
10/4/2014	Thompkins, Kenbrell	Released
10/7/2014	Vellano, Joe	Released
10/7/2014	Buchanan, Michael	Placed on Reserve/Injured
10/8/2014	Martin, Chris	Signed to the practice squad
10/8/2014	Vellano, Joe	Signed to the practice squad
10/8/2014	Hauptmann, Caylin	Released from the practice squad
10/13/2014	Hauptmann, Caylin	Signed to the practice squad
10/13/2014	Martin, Chris	Released from the practice squad
10/16/2014	Mayo, Jerod	Placed on Reserve/Injured
10/16/2014	Ridley, Stevan	Placed on Reserve/Injured
10/16/2014	Barker, Chris	Signed from the practice squad
10/16/2014	Gray, Jonas	Signed from the practice squad
10/22/2014	Ayers, Akeem	Acquired Via Trade (TEN)
10/22/2014	Davis, Ja'Gared	Released
10/24/2014	Davis, Ja'Gared	Signed to the practice squad
10/24/2014	Krause, Jonathan	Signed to the practice squad
10/28/2014	Casillas, Jonathan	Acquired Via Trade (TB)
10/28/2014	Barker, Chris	Released
10/29/2014	Branch, Alan	Signed
10/29/2014	Skinner, Deontae	Released
10/30/2014	Barker, Chris	Signed to the practice squad
10/30/2014	Bass, Ben	Released from the practice squad
10/31/2014	Skinner, Deontae	Signed to the practice squad
10/31/2014	Krause, Jonathan	Released from the practice squad

NOVEMBER, 2014

11/5/2014	Krause, Jonathan	Signed to the practice squad
11/5/2014	Schwenke, Kona	Released from the practice squad
11/20/2014	Blount, LeGarrette	Signed
11/20/2014	Walker, Casey	Released
11/22/2014	Walker, Casey	Signed to the practice squad
11/22/2014	Davis, Ja'Gared	Released from the practice squad
11/26/2014	Grimble, Xavier	Signed to the practice squad
11/26/2014	Hughlett, Charley	Signed to the practice squad
11/26/2014	Skinner, Deontae	Released from the practice squad
11/26/2014	Swanson, Daxton	Released from the practice squad
11/28/2014	Jones, Don	Released
11/28/2014	Grimble, Xavier	Released from the practice squad
11/28/2014	Hughlett, Charley	Released from the practice squad
11/29/2014	Fleming, Darius	Signed from the practice squad

DECEMBER, 2014

12/3/2014	Green, Justin	Signed to the practice squad
12/3/2014	Skinner, Deontae	Signed to the practice squad
12/3/2014	Swanson, Daxton	Signed to the practice squad
12/4/2014	Dobson, Aaron	Placed on Reserve/Injured
12/4/2014	Siliga, Sealter	Activated to the 53-man roster
12/17/2014	Easley, Dominique	Placed on Reserve/Injured
12/17/2014	Maneri, Steve	Signed
12/17/2014	Gilbert, Garrett	Signed to the practice squad
12/23/2014	Henderson, Cam	Signed to the practice squad
12/23/2014	Swanson, Daxton	Released from the practice squad
12/27/2014	Boyce, Josh	Signed from the practice squad

DECEMBER, 2014 (continued)

12/27/2014	Dennard, Alfonzo	Placed on Reserve/Injured
12/27/2014	Swanson, Daxton	Signed to the practice squad
12/27/2014	Henderson, Cam	Released from the practice squad
12/29/2014	Martin, Eric	Signed to the practice squad



UNOFFICIAL DEPTH CHART

Unofficial depth chart compiled by Patriots media relations, January 5, 2015

OFFENSE

WR:	19 Brandon LaFell	80 Danny Amendola	18 Matthew Slater	
LT:	77 Nate Solder	61 Marcus Cannon	65 Jordan Devey	
LG:	63 Dan Connolly	61 Marcus Cannon	65 Jordan Devey	
C:	<u>66 Bryan Stork</u>	62 Ryan Wendell		
RG:	62 Ryan Wendell	67 Josh Kline		
RT:	76 Sebastian Vollmer	61 Marcus Cannon	<u>71 Cameron Fleming</u>	
TE:	87 Rob Gronkowski	47 Michael Hoomanawanui	81 Tim Wright	86 Steve Maneri
WR:	11 Julian Edelman	84 Brian Tyms	82 Josh Boyce	
QB:	12 Tom Brady	<u>10 Jimmy Garoppolo</u>		
RB:	46 James Develin	35 Jonas Gray	38 Brandon Bolden	
RB:	34 Shane Vereen	29 LeGarrette Blount	<u>28 James White</u>	

DEFENSE

LE:	50 Rob Ninkovich	<u>90 Zach Moore</u>		
DT:	75 Vince Wilfork	97 Alan Branch		
DT:	94 Chris Jones	96 Sealver Siliga		
RE:	95 Chandler Jones	<u>90 Zach Moore</u>		
LB:	91 Jamie Collins	52 Jonathan Casillas	58 Darius Fleming	
LB:	55 Akeem Ayers	59 Chris White		
LB:	54 Dont'a Hightower	52 Jonathan Casillas		
LCB:	24 Darrelle Revis	26 Logan Ryan	<u>21 Malcolm Butler</u>	
RCB:	39 Brandon Browner	25 Kyle Arrington		
S:	23 Patrick Chung	30 Duron Harmon	43 Nate Ebner	
S:	32 Devin McCourty	27 Tavon Wilson		

SPECIAL TEAMS

K:	3 Stephen Gostkowski	
P:	6 Ryan Allen	
H:	6 Ryan Allen	
PR:	11 Julian Edelman	80 Danny Amendola
KR:	80 Danny Amendola	19 Brandon LaFell
LS:	48 Danny Aiken	

PRONUNCIATION GUIDE

Danny Amendola	am-men-DOLE-uh	Steve Maneri	MAH-nair-ee
LeGarrette Blount	LUH-gare-et BLUNT	Sealver Siliga	SIL-ver SEE-ling-gah
Jonathan Casillas	cah-SEE-us	Nate Solder	SOLD-er
Jordan Devey	DEH-vee	Brian Tyms	TIMS
Stephen Gostkowski	gost-COW-ski	Shane Vereen	vuh-REEN
Dont'a Hightower	don-TAY	Ryan Wendell	when-DELL
Michael Hoomanawanui	HO-oh-mah-nah-wah-noo-wee	Tavon Wilson	TAY-von



MILESTONE MOMENTS

2014 NEW ENGLAND PATRIOTS

The Hall at Patriot Place presented by Raytheon is the crown jewel of Patriot Place and is the only sports and education experience of its kind. Through a dazzling array of interactive multimedia exhibits and artifacts never before viewable by the public, The Hall showcases the tradition of the New England Patriots, explores the history of football in New England and promotes math and science education for thousands of school-children each year through its partnership with Raytheon. Several artifacts commemorating milestone moments from the 2014 season are currently showcased in a display on the third floor of The Hall at Patriot Place.

2014 MOMENTS

ROB GRONKOWSKI

Rob Gronkowski became the second-fastest player (tied with Randy Moss) in NFL history to reach 50 touchdown receptions in the team's 43-21 win vs. Denver (11/2). The previous week, Gronkowski caught three touchdown passes from Tom Brady to set a franchise record for most touchdown connections between a quarterback and receiver in the team's 51-23 win vs. Chicago (10/26). The jersey and gloves he wore for both games are on display at The Hall.



TOM BRADY

Tom Brady became the sixth player in NFL history to reach 50,000 career passing yards after completing 23-of-35 passes for 292 yards and two touchdowns in the win vs. Cincinnati (10/5) on NBC's "Sunday Night Football." He was the fourth fastest to reach the mark, doing so in his 198th game. Brady's jersey from that game as well as the ball he threw to reach that milestone are on display at The Hall.



JONAS GRAY

Jonas Gray earned AFC Offensive Player of the Week honors for Week 11 after rushing for 201 yards and a team-record four rushing touchdowns in the team's 42-20 win at Indianapolis (11/16). Gray scored one touchdown in each quarter and is the only Patriots player to rush for 100 yards in each half of a game. His game-worn jersey and the ball from his record-breaking fourth touchdown, along with the *Sports Illustrated* cover commemorating his performance, are on display at The Hall.



STEPHEN GOSTKOWSKI

Stephen Gostkowski became the Patriots all-time leader in points, passing Adam Vinatieri (1,158), with a 35-yard field goal in the Week 15 win vs. Miami (12/14). His game-worn jersey and the ball he kicked to become the Patriots all-time leading scorer are on display at The Hall.



BILL BELICHICK

Bill Belichick earned his 200th regular season victory as a head coach after the Patriots' 30-7 win at Minnesota on Sept. 14, 2014. He became just the sixth NFL head coach to reach that mark, joining Don Shula (328), George Halas (318), Tom Landry (250), Curly Lambeau (226) and Marty Schottenheimer (200). Belichick's headset from that landmark win is on display at The Hall.

CHRIS JONES

Chris Jones blocked a game-winning field goal attempt to preserve a Patriots' 27-25 win vs. N.Y. Jets in Week 7 (10/16) on "Thursday Night Football." The gloves that he wore in that game as well as the ball he blocked are on display at The Hall.





ROBERT KRAFT

PLAYOFF NOTES

ESTABLISHING A WINNING TRADITION

Kraft's winning percentage with the Patriots (.678) since taking over the team in 1994 is the highest among all owners/ownership groups with at least 200 wins (regular and postseason). He is just one of five owners with at least 200 wins and a winning percentage over .600.

OWNER	TEAM	YEARS	WINNING PCT.
Robert Kraft	Patriots	1994-present	.678
Eddie DeBartolo, Jr.	49ers	1977-1999	.636
Clint Murchison, Jr.	Cowboys	1960-1983	.634
Joe Robbie	Dolphins	1966-1989	.609
Pat Bowlen	Denver	1984-2014	.606

ALL-TIME POSTSEASON WINS BY AN OWNER

Robert Kraft has 21 career postseason wins, tied for the fifth-most in NFL history.

WINS	OWNERSHIP
33	The Rooney Family, Pittsburgh (1933-present)
30	Green Bay Packers (1919-present)
24	The Mara Family, N.Y. Giants (1925-present)
22	Eddie DeBartolo, Jr., San Francisco (1977-1999)
21	Robert Kraft, New England (1994-present)
21	Al Davis, Oakland/Los Angeles (1972-2011)

FASTEST TO 250 WINS

Robert Kraft reached 250 career wins on Dec. 21, 2014, in the Patriots 17-16 win at N.Y. Jets. It was his 368th game, tying the Halas family for the fewest games to reach 250 wins.

(Among privately owned teams)

OWNER	TEAM	GAMES TO 250 WINS
Robert Kraft	New England	368
Halas Family	Chicago	368

KRAFT'S SIX CONFERENCE TITLES TIED FOR MOST OF ANY NFL OWNER IN SUPER BOWL ERA

The 2011 AFC Championship was the sixth conference championship for Robert Kraft as Patriots owner. Kraft was the first NFL owner to bring his team to six Super Bowls and his six conference championships are tied with Pat Bowlen for the most of any NFL owner in the Super Bowl Era (since 1966). Six NFL owners brought their teams to five Super Bowls, but Kraft was the first NFL owner to lead his team to six Super Bowl appearances.

MOST CONFERENCE CHAMPIONSHIPS BY AN OWNER IN SUPER BOWL ERA

OWNER	TEAM	#	SEASONS	SUPER BOWL APPEARANCES
Robert Kraft	New England	6	1996, 2001, 2003, 2004, 2007, 2011	XXXI, XXXVI, XXXVIII, XXXIX, XLII, XLVI
Pat Bowlen	Denver	6	1986, 1987, 1989, 1997, 1998, 2013	XXI, XXII, XXIV, XXXII, XXXIII, XLVIII
Jack Kent Cooke	Washington	5	1972, 1982, 1983, 1987, 1991	VII, XVII, XVIII, XXII, XXVI
Al Davis	Oakland/L.A. Raiders	5	1967, 1976, 1980, 1983, 2002	II, XI, XV, XVIII, XXXVII
Eddie DeBartolo	San Francisco	5	1981, 1984, 1988, 1989, 1994	XVI, XIX, XXIII, XXIV, XXIX
Clint Murchison	Dallas	5	1970, 1971, 1975, 1977, 1978	V, VI, X, XII, XIII
Packers Stockholders	Green Bay	5	1966, 1967, 1996, 1997, 2010	I, II, XXXI, XXXII, XLV
Joe Robbie	Miami	5	1971, 1972, 1973, 1982, 1984	VI, VII, VIII, XVII, XIX
Art Rooney	Pittsburgh	4	1974, 1975, 1978, 1979	IX, X, XII, XIV
Dan Rooney	Pittsburgh	4	1995, 2005, 2008, 2010	XXX, XL, XLIII, XLV
Ralph Wilson	Buffalo	4	1990, 1991, 1992, 1993	XXV, XXVI, XXVII, XXVIII
Max Winter	Minnesota	4	1969, 1973, 1974, 1976	IV, VII, IX, XI
Georgia Frontiere	L.A./St. Louis Rams	3	1979, 1999, 2001	XIV, XXXIV, XXXVI
Jerry Jones	Dallas	3	1992, 1993, 1995	XXXVII, XXXVIII, XXX
Wellington Mara	N.Y. Giants	3	1986, 1990, 2000	XXI, XXV, XXXV

PLAYOFF SEASONS SINCE 1994

Since Robert Kraft purchased the team in 1994, the New England Patriots have qualified for the playoffs 16 times, tied for the most of any NFL team.

OWNER	TEAM	PLAYOFF SEASONS
Robert Kraft	New England	16
Robert and Jim Irsay	Indianapolis	16
Packers Shareholders	Green Bay	16
Rooney Family	Pittsburgh	13
Jeffrey Lurie	Philadelphia	12

PLAYOFF GAMES SINCE 1994

Since Robert Kraft purchased the team in 1994, the New England Patriots have played in an NFL-high 33 postseason games.

OWNER	TEAM	PLAYOFF GAMES
Robert Kraft	New England	33
Packers Shareholders	Green Bay	29
Rooney Family	Pittsburgh	27
Robert and Jim Irsay	Indianapolis	26
Jeffrey Lurie	Philadelphia	23



PATRIOTS

PLAYOFF NOTES

PATRIOTS IN THE PLAYOFFS

The Patriots have qualified for the playoffs 22 times in their 55-year history. Sixteen of those playoff berths have come in the 21 seasons since Robert Kraft purchased the team in 1994, a dramatic contrast to the six total playoff berths the team earned in its first 34 years of existence. The Patriots have won 17 division crowns, including 12 in the last 14 seasons, and have qualified as a Wild Card team on four occasions (1976, 1985, 1994 and 1998). The Patriots also qualified for the playoffs in 1982 as part of a 16-team tournament following a players' strike.

PATRIOTS PLAYOFF SEASONS (22)

Year	How Qualified	Seed	Record	Result
2014	Division Champions	1	TBD	TBD
2013	Division Champions	2	1-1	AFC Championship Game
2012	Division Champions	2	1-1	AFC Championship Game
2011	Division Champions	1	2-1	AFC Champions
2010	Division Champions	1	0-1	AFC Divisional Round
2009	Division Champions	3	0-1	Wild Card Round
2007	Division Champions	1	2-1	AFC Champions
2006	Division Champions	4	2-1	AFC Championship Game
2005	Division Champions	4	0-1	AFC Divisional Round
2004	Division Champions	2	3-0	Super Bowl Champions
2003	Division Champions	1	3-0	Super Bowl Champions
2001	Division Champions	2	3-0	Super Bowl Champions
1998	Wild Card	6	0-1	Wild Card Round
1997	Division Champions	3	1-1	AFC Divisional Round
1996	Division Champions	2	2-1	AFC Champions
1994	Wild Card	5	0-1	Wild Card Round
1986	Division Champions	3	0-1	AFC Divisional Round
1985	Wild Card	5	3-1	AFC Champions
1982*	16-Team Format	7	0-1	First Round
1978	Division Champions	2	0-1	AFC Divisional Round
1976	Wild Card	4	0-1	AFC Divisional Round
1963	Division Champions	-	1-1	AFL Championship Game

*-Strike Year

25-18 Record

MOST PLAYOFF WINS IN A DECADE

The Patriots won 14 playoff games in the decade from 2000-09, tying the 1970s Pittsburgh Steelers and Dallas Cowboys for the most playoff victories by any NFL team in either the 1930s, 1940s, 1950s, 1960s, 1970s, 1980s, 1990s or 2000s.

MOST PLAYOFF VICTORIES IN A DECADE

Team	Decade	Playoff Wins	Championships
New England	2000s	14	2001, 2003, 2004
Dallas	1970s	14	1971, 1977
Pittsburgh	1970s	14	1974, 1975, 1978, 1979
San Francisco	1980s	13	1981, 1984, 1988, 1989
Dallas	1990s	12	1992, 1993, 1995
Washington	1980s	11	1982, 1987
Buffalo	1990s	10	-
Pittsburgh	2000s	10	2005, 2008
Green Bay	1960s	9	1961, 1962, 1965, 1966, 1967
Green Bay	1990s	9	1996

SUSTAINED PLAYOFF SUCCESS

The Patriots won 11 playoff games from 2003-07, tying the NFL's highest playoff victory total over a five-season span. New England won three playoff games in 2003, three in 2004, one in 2005, two in 2006 and two in 2007.

MOST PLAYOFF VICTORIES IN A FIVE-YEAR SPAN

Team	5-Year Span	Playoff Wins	SB Wins
New England Patriots	2003-07	11	2
Dallas Cowboys	1991-95	11	3
Dallas Cowboys	1992-96	11	3
New England Patriots	2001-05	10	3
Pittsburgh Steelers	1974-78	10	3
Pittsburgh Steelers	1975-79	10	3
Buffalo Bills	1990-94	9	0
Green Bay Packers	1993-97	9	1
Baltimore Ravens	2008-12	9	1

PATRIOTS AT HOME IN THE PLAYOFFS

The Patriots are 15-4 at home in the playoffs in their history. Eighteen of the franchise's 19 home playoff games have taken place since Robert Kraft purchased the team 20 years ago. After Kraft bought the team, the Patriots won 11 consecutive home playoff games before experiencing a home loss.

PATRIOTS AT HOME IN THE PLAYOFFS (15-4)

Date	Round	Opponent	W/L	Score
01/11/14	AFC Divisional	Indianapolis	W	43-22
01/20/13	AFC Championship	Baltimore	L	13-28
01/13/13	AFC Divisional	Houston	W	41-28
01/22/12	AFC Championship	Baltimore	W	23-20
01/14/12	AFC Divisional	Denver	W	45-10
01/16/11	AFC Divisional	N.Y. Jets	L	21-28
01/10/10	AFC Wild Card	Baltimore	L	14-33
01/20/08	AFC Championship	San Diego	W	21-12
01/12/08	AFC Divisional	Jacksonville	W	31-20
01/07/07	AFC Wild Card	N.Y. Jets	W	37-16
01/07/06	AFC Wild Card	Jacksonville	W	28-3
01/16/05	AFC Divisional	Indianapolis	W	20-3
01/18/04	AFC Championship	Indianapolis	W	24-14
01/10/04	AFC Divisional	Tennessee	W	17-14
01/19/02	AFC Divisional	Oakland	W	16-13 (OT)
12/28/97	AFC Wild Card	Miami	W	17-3
01/12/97	AFC Championship	Jacksonville	W	20-6
01/05/97	AFC Divisional	Pittsburgh	W	28-3
12/31/78	AFC Divisional	Houston	L	14-31

PATRIOTS AT HOME IN THE PLAYOFFS

NFL LONGEST CONSECUTIVE HOME PLAYOFF WINNING STREAKS

Team	Wins	Seasons
Green Bay Packers	13	1939-2001
New England Patriots	11	1996-2008
Buffalo Bills	9	1988-1995
Washington Redskins	8	1942-1983

HOME DOMINANCE

The Patriots have a 15-4 (.789) all-time record in home playoff games. The Patriots' .789 winning percentage at home in the postseason is tied for third among teams with at least 10 home playoff games.

TEAM	RECORD	PCT.
Seattle	9-2	.818
Oakland	19-5	.792
New England	15-4	.789
Denver	15-4	.789
Buffalo	10-3	.769
Washington	13-4	.765
Green Bay	16-5	.762
Dallas	20-8	.714



PATRIOTS

PLAYOFF NOTES

PATRIOTS IN THE WILD CARD ROUND

PATRIOTS WILD CARD PLAYOFF RESULTS (4-4)

Date	Round	Opponent	W/L	Score
01/10/10	AFC Wild Card	Baltimore	L	14-33
01/07/07	AFC Wild Card	N.Y. Jets	W	37-16
01/07/06	AFC Wild Card	Jacksonville	W	28-3
01/03/99	AFC Wild Card	at Jacksonville	L	10-25
12/28/97	AFC Wild Card	Miami	W	17-3
01/01/95	AFC Wild Card	at Cleveland	L	13-20
12/28/85	AFC Wild Card	at N.Y. Jets	W	26-14
01/08/83*	First Round	at Miami	L	13-28

*16-Team Format

PATRIOTS IN THE DIVISIONAL ROUND AND CONFERENCE TITLE GAME

The Patriots have compiled an 11-6 all-time record in divisional playoff games, including 8-2 at home and 6-1 at Gillette Stadium. They are 7-3 in the conference title game, including a 4-1 record at home and a 3-1 mark at Gillette Stadium.

PATRIOTS DIVISIONAL PLAYOFF RESULTS (11-6)

Date	Round	Opponent	W/L	Score
01/11/14	AFC Divisional	Indianapolis	W	43-22
01/13/13	AFC Divisional	Houston	W	41-28
01/14/12	AFC Divisional	Denver	W	45-10
01/16/11	AFC Divisional	N.Y. Jets	L	21-28
01/12/08	AFC Divisional	Jacksonville	W	31-20
01/14/07	AFC Divisional	at San Diego	W	24-21
01/14/06	AFC Divisional	at Denver	L	13-27
01/16/05	AFC Divisional	Indianapolis	W	20-3
01/10/04	AFC Divisional	Tennessee	W	17-14
01/19/02	AFC Divisional	Oakland	W	16-13 (OT)
01/03/98	AFC Divisional	at Pittsburgh	L	6-7
01/05/97	AFC Divisional	Pittsburgh	W	28-3
01/04/87	AFC Divisional	at Denver	L	17-22
01/05/86	AFC Divisional	at L.A. Raiders	W	27-20
12/31/78	AFC Divisional	Houston	L	14-31
12/18/76	AFC Divisional	at Oakland	L	21-24
12/28/63	AFC Divisional	at Buffalo	W	26-8

PATRIOTS AFC CHAMPIONSHIP GAME RESULTS (7-3)

Date	Round	Opponent	W/L	Score
01/29/14	AFC Championship	at Denver	L	16-26
01/20/13	AFC Championship	Baltimore	L	13-28
01/22/12	AFC Championship	Baltimore	W	23-20
01/20/08	AFC Championship	San Diego	W	21-12
01/21/07	AFC Championship	at Indianapolis	L	34-38
01/23/05	AFC Championship	at Pittsburgh	W	41-27
01/18/04	AFC Championship	Indianapolis	W	24-14
01/27/02	AFC Championship	at Pittsburgh	W	24-17
01/12/97	AFC Championship	Jacksonville	W	20-6
01/12/86	AFC Championship	at Miami	W	31-14

PATRIOTS IN THE SUPER BOWL

PATRIOTS SUPER BOWL RESULTS (3-4)

Date	Super Bowl	Opponent	W/L	Score
01/26/86	Super Bowl XX	Chicago	L	10-46
01/26/96	Super Bowl XXXI	Green Bay	L	21-35
02/03/02	Super Bowl XXXVI	St. Louis	W	20-17
02/01/04	Super Bowl XXXVIII	Carolina	W	32-29
02/06/05	Super Bowl XXXIX	Philadelphia	W	24-21
02/03/08	Super Bowl XLII	N.Y. Giants	L	14-17
02/05/12	Super Bowl XLVI	N.Y. Giants	L	17-21

WRAPPING IT UP

The Patriots clinched the division with a 41-13 win vs. the Miami Dolphins at Gillette Stadium on Sunday, Dec. 14.

PATRIOTS DIVISION-CLINCHING GAMES

Year	Date Clinched	Opp.	Score	Record	2nd Place
2014	12/14/14	MIA	41-13	12-4	BUF (9-7)
2013	12/15/13	at BAL	41-7	12-4	NYJ (8-8)
2012	12/02/12	at MIA	23-16	12-4	MIA (7-9)
2011	12/18/11	at DEN	41-23	13-3	NYJ (8-8)
2010	12/26/10	at BUF	34-3	14-2	NYJ (11-5)
2009	12/27/09	JAX	35-7	10-6	NYJ (9-7)
2007	11/25/07	PHI	31-28	16-0	BUF (7-9)
2006	12/24/06	at JAX	24-21	12-4	NYJ (10-6)
2005	12/17/05	TB	28-0	10-6	MIA (9-7)
2004	12/12/04	CIN	35-28	14-2	NYJ (10-6)
2003	12/07/03	MIA	12-0	14-2	MIA (10-6)
2001	01/06/02@	at CAR	38-6	11-5	MIA (11-5)
1997	12/22/97@	at MIA	14-12	10-6	MIA (9-7)
1996	12/15/96	at DAL	6-12	11-5	BUF (10-6)
1986	12/22/86@	at MIA	34-27	11-5	NYJ (10-6)
1978	12/10/78	BUF	26-24	11-5	MIA (11-5)
1963	12/28/63*	at BUF	26-8	7-6-1	BUF (7-6-1)

@Season Finale

*Division-deciding AFL playoff in Buffalo, N.Y.

TITLE TOWN

The Patriots have now won the AFC East for six straight seasons, besting the five straight the team won from 2003-07 for the longest streak in AFC East division history. The Patriots have won 12 of the last 14 division crowns. The Patriots have won 14 division titles in the 21 seasons since Robert Kraft bought the team in 1994.

MOST CONSECUTIVE AFC EAST TITLES

Team	Streak	Years
New England Patriots	6	2009-14
New England Patriots	5	2003-07
Buffalo Bills	4	1988-91
Miami Dolphins	4	1981, 1983-85*
Miami Dolphins	4	1971-74
Baltimore Colts	3	1975-77
Buffalo Bills	3	1964-66@

*Due to 1982 strike, the NFL played just a 9-game season and the standings were not divided into divisions that season.

@AFL

The Patriots are one of six teams to win six consecutive division titles in NFL history, trailing just the Los Angeles Rams, who won seven straight NFC West titles from 1973-79.

MOST CONSECUTIVE DIVISION TITLES

Team	Division	Titles	Years
Los Angeles Rams	NFC West	7	1973-79
New England Patriots	AFC East	6	2009-14
Pittsburgh Steelers	AFC Central	6	1974-79
Minnesota Vikings	NFC Central	6	1973-78
Dallas Cowboys	NFL Capitol/NFC East	6	1966-71
Cleveland Browns	American/Eastern Conf.	6	1950-55
New England Patriots	AFC East	5	2003-07
Indianapolis Colts	AFC South	5	2003-07
Dallas Cowboys	NFC East	5	1992-96
San Francisco 49ers	NFC West	5	1986-90
Chicago Bears	NFC Central	5	1984-88
Oakland Raiders	AFC West	5	1972-76



PATRIOTS

PLAYOFF NOTES

ALL-TIME PLAYOFF RESULTS

The Patriots have compiled a 25-18 record in their 43 playoff games and their .581 playoff winning percentage is the fifth best in NFL history among teams that have played at least 15 playoff games. New England has qualified for seven Super Bowls (XX, XXXI, XXXVI, XXXVIII, XXXIX, XLII and XLVI) and one AFL Championship Game in 1963.

PATRIOTS PLAYOFF RECORD BY ROUND

Round	Record
First Round*	0-1
Wild Card Round	4-3
Divisional Round	11-6
AFC Championship	7-3
AFL Championship	0-1
Super Bowl	3-4
Total	25-18

*1982 Strike Season

ALL-TIME BEST NFL PLAYOFF RECORDS (Minimum 15 Postseason Games)

Team	Wins	Losses	Win Pct.
Baltimore Ravens	15	7	.682
Green Bay Packers	30	19	.612
Pittsburgh Steelers	33	22	.600
San Francisco 49ers	30	20	.600
New England/Boston Patriots	25	18	.581
Oakland/L.A. Raiders	25	18	.581
Dallas Cowboys	34	25	.576

MOST POSTSEASON WINS ALL-TIME

Team	Wins
Dallas Cowboys	34
Pittsburgh Steelers	33
Green Bay Packers	30
San Francisco 49ers	30
New England Patriots	25
Oakland Raiders	25

PATRIOTS PLAYOFF TRENDS

PATRIOTS PLAYOFF TRENDS (SINCE 1970 NFL MERGER)

All-Time (24-17)	Record
vs. AFC	21-13
vs. NFC	3-4
Home	15-4
Away	6-9
Leading at Halftime	19-4
Trailing at Halftime	3-11
Tied at Halftime	2-2
Leading After 3 Quarters	19-4
Tied After 3 Quarters	2-0
Trailing After 3 Quarters	3-13
Decided by 7 Points or Fewer	9-8
Decided by 3 Points or Fewer	7-3
When Scoring First	18-7
When Not Scoring First	6-10
Positive Turnover Ratio	17-1
Even Turnover Ratio	3-4
Negative Turnover Ratio	4-12
Winning or Even Penalty Ratio	19-2
Losing Penalty Ratio	5-15
With a 100-Yard Rusher	8-0
Without a 100-Yard Rusher	16-17
With a 100-Yard Receiver	10-5
Without a 100-Yard Receiver	14-12
When Allowing a 100-Yard Rusher	2-5
When Not Allowing a 100-Yard Rusher	22-12
When Allowing a 100-Yard Receiver	6-8
When Not Allowing a 100-Yard Receiver	18-9
With a 300-Yard Passer	4-2
Without a 300-Yard Passer	20-15
Allowing a 300-Yard Passer	6-2
Not Allowing a 300-Yard Passer	18-15

PATRIOTS CLINCH PLAYOFF SPOT FOR 16th TIME IN KRAFT'S 21 YEARS OF OWNERSHIP

New England has now qualified for the playoffs 22 times in its 55-year history. The Patriots have earned 16 of those playoff berths in the 21 seasons since Robert Kraft purchased the team in 1994. New England has won 17 division crowns overall (16 AFC East crowns) and has qualified as a Wild Card team on four occasions (1998, 1994, 1985 and 1976). The Patriots also qualified for the playoffs in 1982 as part of a 16-team tournament following a players' strike.



ANNUAL ACHIEVEMENTS

The Patriots have won more than half of their games for the 14th straight year with a 12-4 record in 2014. They are the first team to win more than half of their games in 14 straight seasons since free agency began in 1993.

The Patriots are the third team to win more than half of their games in 14 straight seasons since the 1970 AFL-NFL merger, joining the 49ers (16 straight from 1983-98) and the Cowboys (16 straight from 1970-85).

The Patriots have now won nine or more games in 18 of the 21 seasons Robert Kraft has owned the team.

MOST CONSECUTIVE WINNING SEASONS (SINCE 1970 NFL MERGER)

Team	Winning Seasons
San Francisco 49ers (1983-98)	16
Dallas Cowboys (1970-85)	16
New England Patriots (2001-14)	14
Oakland Raiders (1970-80)	11

WINNING

SEASONS

14

Team	Current Consecutive Winning Seasons
New England Patriots	14 (2001-14)
Green Bay Packers	6 (2009-14)
Cincinnati Bengals	4 (2011-14)

PATRIOTS NEAR THE TOP WITH 29 WINNING SEASONS SINCE THE NFL MERGER

The Patriots have 29 winning seasons since the 1970 merger.

MOST WINNING SEASONS THE 1970 MERGER

Pittsburgh	32
Dallas	30
New England	29
Miami	29
Minnesota	27
Denver	27
San Francisco	26



PATRIOTS

PLAYOFF NOTES

2014 AFC EAST CHAMPIONS

The Patriots claimed the AFC East Division title for the sixth consecutive season and for the 14th time under Robert Kraft.

DIVISION CHAMPIONSHIPS SINCE 1994

New England Patriots	14
Pittsburgh Steelers	11
Green Bay Packers	11
Indianapolis Colts	10

THREE STRAIGHT CONFERENCE CHAMPIONSHIP GAMES

In 2013, the Patriots joined the San Francisco 49ers to become the first teams since Philadelphia (2001-04) to go to at least three straight Conference Championships.

NFL TEAMS WITH AT LEAST THREE CONSECUTIVE CONFERENCE CHAMPIONSHIP GAME APPEARANCES SINCE 1970 MERGER

Team	Years	Results
Oakland Raiders	(5) 1973-1977	(1-4) L, L, L, W, L
Philadelphia Eagles	(4) 2001-2004	(1-3) L, L, L, W
Buffalo Bills	(4) 1990-1993	(4-0) W, W, W, W
Dallas Cowboys	(4) 1970-1973	(2-2) W, W, L, L
Dallas Cowboys	(4) 1992-1995	(3-1) W, W, L, W
New England Patriots	(3) 2011-2013	(1-2) W, L, L
San Francisco 49ers	(3) 2011-2013	(1-2) L, W, L
Dallas Cowboys	(3) 1980-1982	(0-3) L, L, L
Green Bay Packers	(3) 1995-1997	(2-1) L, W, W
Miami Dolphins	(3) 1971-1973	(3-0) W, W, W
Pittsburgh Steelers	(3) 1974-1976	(2-1) W, W, L
San Francisco 49ers	(3) 1992-1994	(1-2) L, L, W
San Francisco 49ers	(3) 1988-1990	(2-1) W, W, L
St. Louis Rams	(3) 1974-1976	(0-3) L, L, L

PATRIOTS EARN ANOTHER BYE

The Patriots secured a first round playoff bye for the ninth time since 2001—a feat unmatched by any team in the NFL in the last 14 years. During that time, the Chicago Bears and Pittsburgh Steelers have locked up a bye four times and the Indianapolis Colts, Philadelphia Eagles, Denver Broncos and Seattle Seahawks have earned a first-round pass three times.

MOST SEASONS EARNING A BYE SINCE 2001

New England	9
Chicago	4
Pittsburgh	4
Denver	4
Seattle	3
Atlanta	3
Indianapolis	3
Philadelphia	3

NFL MARK FOR MOST FIRST-ROUND BYES

The Patriots earned a first-round bye in the 2014 NFL playoffs and lead the NFL with 10 first-round byes since the current NFL playoff format was instituted in 1990. The Patriots earned a first-round bye for the fifth consecutive season, becoming the first team in NFL history to do so. Dallas and San Francisco earned four straight byes from 1992 through 1995.

MOST SEASONS EARNING A BYE SINCE 12-TEAM PLAYOFF FORMAT IN 1990

New England	10
Pittsburgh	8
San Francisco	8
Denver	7

MOST 9-WIN SEASONS SINCE 2001

The Patriots are the only team in the NFL to have recorded nine or more wins in each of the last 14 seasons.

MOST SEASONS OF 9+ WINS SINCE 2001

New England	14
Indianapolis	12
Baltimore	10
Green Bay	10
Philadelphia	10
Pittsburgh	10

PATRIOTS WIN 10+ FOR THE 11th STRAIGHT YEAR

New England reached at least 10 regular-season wins for the 12th consecutive season in 2014. San Francisco (16) is the only other team to accomplish the feat.

MOST SEASONS OF 10+ WINS SINCE 2001

Team	Years	Consecutive Seasons With 10+ Wins
San Francisco	1983-1998	16
New England	2003-13	12

PATRIOTS WIN 12+ FOR THE 5th STRAIGHT YEAR

New England reached at least 12 regular-season wins for the fifth consecutive season in 2014. It is the ninth time in team history that the team has won at least 12 games in a season and the fifth straight season with at least 12 wins.

CONSECUTIVE SEASONS OF 12+ WINS SINCE 1970 MERGER

Team	Years	Consecutive Seasons With 10+ Wins
Indianapolis	2003-09	7
New England	2010-14	5
Dallas	1992-95	4

12+ WIN SEASONS SINCE 1970 MERGER

San Francisco	13
Dallas	11
Denver	10
New England	9
Pittsburgh	9
Indianapolis	8

PATRIOTS EARN THE NO. 1 SEED IN AFC

With the Denver Broncos 37-28 loss at Cincinnati (12/22), the Patriots earned the No. 1 seed in the AFC playoff field. The Patriots have advanced to the Super Bowl in three of the four seasons (2001, 2007, 2010 and 2011) that they have earned the No. 1 seed, including a Super Bowl win in 2001.

ALL-TIME SUPER BOWL BERTHS

TEAM	SUPER BOWLS
Dallas Cowboys	8
Pittsburgh Steelers	8
New England Patriots	7
Denver Broncos	7
San Francisco 49ers	6
GB, NYG, OAK, WAS, MIA	5



TOM BRADY

PLAYOFF NOTES

BRADY MOVES UP POSTSEASON LISTS

Tom Brady extended his playoff touchdown pass total to 43 touchdown passes in 2013 and is one of three NFL quarterbacks with 40 or more touchdown passes in the postseason. Brady is third all-time on the postseason touchdown list, behind Joe Montana (45) and Brett Favre (44). Brady is one of two quarterbacks with 6,000 playoff passing yards and leads all QBs with 590 postseason completions.

NFL ALL-TIME LEADERS: POSTSEASON TOUCHDOWN PASSES

PLAYER	TEAM	TOUCHDOWNS
Joe Montana	San Fran./Kansas City	45
Brett Favre	Green Bay/Minnesota	44
Tom Brady	New England	43
Peyton Manning	Indianapolis/Denver	37
Dan Marino	Miami	32
Kurt Warner	St. Louis/Arizona	31
Terry Bradshaw	Pittsburgh	30

NFL ALL-TIME LEADERS: POSTSEASON TD PASSES, SINGLE GAME

PLAYER	TEAM	GAME	TOUCHDOWNS
Tom Brady	NE	AFC-D: NE vs. DEN '11	6
Daryle Lamonica	OAK	AFC-D: OAK vs. HOU '69	6
Steve Young	SF	SB: SF vs. SD '94	6

NFL ALL-TIME LEADERS: POSTSEASON TD PASSES, CONSECUTIVE GAMES

PLAYER	TEAM	GAMES
Brett Favre	GB/MIN	20 (1995-2009)
Tom Brady	NE	18 (2001-2011)
Dan Marino	MIA	13 (1983-1995)

NFL ALL-TIME LEADERS: POSTSEASON PASSING YARDS

PLAYER	TEAM	YARDS
Peyton Manning	Indianapolis/Denver	6,589
Tom Brady	New England	6,424
Brett Favre	Green Bay/Minnesota	5,855
Joe Montana	San Fran./Kansas City	5,772
John Elway	Denver	4,964
Dan Marino	Miami	4,510

NFL ALL-TIME LEADERS: POSTSEASON COMPLETIONS

PLAYER	TEAM	COMPLETIONS
Tom Brady	New England	590
Peyton Manning	Indianapolis/Denver	572
Brett Favre	Green Bay/Minnesota	481
Joe Montana	San Fran./Kansas City	460

NFL ALL-TIME LEADERS: POSTSEASON COMP. PCT., SINGLE GAME

PLAYER	TEAM	GAME	COMP PCT.
Tom Brady	NE	AFC-D: NE vs. JAX '07	92.9 (26-28)
Phil Simms	NYG	SB: NYG vs. DEN, '86	88.0 (22-25)
Kurt Warner	ARI	NFC-WC: ARI vs. GB '09	87.9 (29-33)

MOST 300-YARD GAMES, POSTSEASON HISTORY

PLAYER	TEAM	300-YARD GAMES
Peyton Manning	Indianapolis/Denver	9
Tom Brady	New England	6
Joe Montana	SF/Kansas City	6
Kurt Warner	STL/Arizona	6
Drew Brees	San Diego/New Orleans	5
Dan Fouts	San Diego	5

BRADY HAS MOST PLAYOFF WINS

Tom Brady is the winningest quarterback in NFL playoff history among signal callers who have made at least 10 starts.

MOST PLAYOFF WINS BY STARTING QB IN NFL HISTORY

PLAYER	TEAM	PLAYOFF WINS
Tom Brady	New England	18
Joe Montana	San Fran./K.C.	16
Terry Bradshaw	Pittsburgh	14
John Elway	Denver	14
Brett Favre	Green Bay	13
Troy Aikman	Dallas	11
Roger Staubach	Dallas	11

HIGHEST PLAYOFF WIN PCT. BY STARTING QB IN NFL HISTORY (Minimum 10 Starts)

PLAYER	TEAM	W	L	PCT
Bart Starr	Green Bay	9	1	.900
Jim Plunkett	Oak./L.A. Raiders	8	2	.800
Terry Bradshaw	Pittsburgh	14	5	.737
Troy Aikman	Dallas	11	4	.733
Joe Flacco	Baltimore	10	4	.714
Joe Montana	San Fran./K.C.	16	7	.696
Tom Brady	New England	18	8	.692
Kurt Warner	St. Louis/Arizona	9	4	.692
John Elway	Denver	14	7	.667
Ben Roethlisberger	Pittsburgh	10	5	.667

MOST PLAYOFF STARTS BY A QUARTERBACK

PLAYER	TEAM	STARTS
Tom Brady	New England	26
Brett Favre	Green Bay/Minnesota	24
Joe Montana	San Fran./Kansas City	23
Peyton Manning	Indianapolis/Denver	23
John Elway	Denver	21

BRADY IN THE SUPER BOWL

In Brady's fifth Super Bowl start vs. N.Y. Giants in Super Bowl XLVI, he became the all-time leader in passing yards in the Super Bowl and climbed into a tie for second in touchdown passes. He has also tied John Elway for most starts in a Super Bowl by a quarterback.

SUPER BOWL PASSING YARDS

PLAYER	ATT	COMP	YARDS
Tom Brady	197	127	1,277
Kurt Warner	132	83	1,156
Joe Montana	122	83	1,142
John Elway	152	76	1,128
Terry Bradshaw	84	49	932

SUPER BOWL PASSING TOUCHDOWNS

PLAYER	APPEARANCES	TDS
Joe Montana	4	11
Terry Bradshaw	4	9
Tom Brady	5	9
Roger Staubach	4	8
Kurt Warner	3	6

SUPER BOWL STARTS BY A QUARTERBACK

STARTING QB	TEAM	#	APPEARANCES
Tom Brady	NE	5	XXXVI, XXXVIII, XXXIX, XLII, XLVI
John Elway	DEN	5	XXI, XXII, XXIV, XXXII, XXXIII
Terry Bradshaw	PIT	4	IX, X, XIII, XIV
Jim Kelly	BUF	4	XXV, XXVI, XXVII, XXVIII
Joe Montana	SF	4	XVI, XIX, XXIII, XXIV
Roger Staubach	DAL	4	VI, X, XII, XIII



TOM BRADY

PLAYOFF NOTES

BRADY'S FIVE CONFERENCE TITLES TIED FOR MOST OF ANY STARTING QB IN SUPER BOWL ERA

The 2011 AFC Championship was Tom Brady's fifth conference title as a starting quarterback, tying John Elway for the most conference titles in NFL history during the Super Bowl Era (since 1966).

MOST CONFERENCE CHAMPIONSHIPS AS A STARTING QUARTERBACK IN SUPER BOWL ERA

STARTING QB	TEAM	#	SEASONS	SUPER BOWL APPEARANCES
Tom Brady	New England	5	2001, 2003, 2004, 2007, 2011	XXXVI, XXXVIII, XXXIX, XLII, XLVI
John Elway	Denver	5	1986, 1987, 1989, 1997, 1998	XXI, XXII, XXIV, XXXII, XXXIII
Terry Bradshaw	Pittsburgh	4	1974, 1975, 1978, 1979	IX, X, XIII, XIV
Jim Kelly	Buffalo	4	1990, 1991, 1992, 1993	XXV, XXVI, XXVII, XXVIII
Joe Montana	San Francisco	4	1981, 1984, 1988, 1989	XVI, XIX, XXIII, XXIV
Roger Staubach	Dallas	4	1971, 1975, 1977, 1978	VI, X, XII, XIII
Peyton Manning	Indianapolis/Denver	3	2006, 2009, 2013	XLI, XLIV, XLVIII
Troy Aikman	Dallas	3	1992, 1993, 1995	XXXVII, XXXVIII, XXX
Bob Griese	Miami	3	1971, 1972, 1973	VI, VII, VIII
Ben Roethlisberger	Pittsburgh	3	2005, 2008, 2010	XL, XLIII, XLV
Fran Tarkenton	Minnesota	3	1973, 1974, 1976	VII, IX, XI
Kurt Warner	St. Louis/Arizona	3	1999, 2001, 2008	XXXIV, XXXVI, XLIII

SUPER COMBINATION

New England head coach Bill Belichick and quarterback Tom Brady won their fifth conference championship together in 2011, becoming the first head coach and quarterback tandem to win five conference titles in the Super Bowl Era (since 1966). Three other coach/quarterback duos have qualified for four Super Bowls - Dallas' Tom Landry and Roger Staubach; Buffalo's Marv Levy and Jim Kelly; and Pittsburgh's Chuck Noll and Terry Bradshaw.

MOST CONFERENCE CHAMPIONSHIPS BY A HEAD COACH-QUARTERBACK TANDEM

QUARTERBACK	HEAD COACH	TEAM	CONFERENCE TITLES	YEARS
Tom Brady	Bill Belichick	New England	5	2001, 2003, 2004, 2007, 2011
Roger Staubach	Tom Landry	Dallas	4	1971, 1975, 1977, 1978
Jim Kelly	Marv Levy	Buffalo	4	1990, 1991, 1992, 1993
Terry Bradshaw	Chuck Noll	Pittsburgh	4	1974, 1975, 1978, 1979

DIVISION

TITLES

12

Tom Brady added to his NFL record with his 12th division championship in 2014. Peyton Manning has the second-most with 11 division titles.

Quarterback	Career Division Titles
Tom Brady	12
Peyton Manning	11
Joe Montana	9
Brett Favre	8
Terry Bradshaw	7
John Elway	7

BRADY TIED NFL RECORD WITH 8th START IN A CONFERENCE CHAMPIONSHIP GAME

Tom Brady made his eighth start in a Conference Championship game in 2013 and joined Charlie Waters and Jack Reynolds for the most starts in a Conference Championship in NFL history.

BRADY SET NFL RECORD FOR MOST CONSECUTIVE COMPLETIONS IN SUPER BOWL HISTORY

In Super Bowl XLVI, Brady completed a record 16 straight passes to set a new Super Bowl record. The previous record was held by Joe Montana, who had 13 straight completions in Super Bowl XXIV.



BILL BELICHICK

PLAYOFF NOTES

BELICHICK'S FIVE CONFERENCE TITLES TIED FOR SECOND MOST OF ANY HEAD COACH IN SUPER BOWL ERA

The 2011 AFC Championship was Bill Belichick's fifth conference championship as a head coach. Belichick's five conference titles are tied with Tom Landry's total for the second most in NFL history during the Super Bowl Era (since 1966). The only head coach to bring his team to the Super Bowl more times than Belichick is Don Shula (6).

MOST CONFERENCE CHAMPIONSHIPS BY A HEAD COACH IN SUPER BOWL ERA

HEAD COACH	TEAM	#	SEASONS	SUPER BOWL APPEARANCES
Don Shula	Balt. Colts/Miami	6	1968, 1971, 1972, 1973, 1982, 1984	III, VI, VII, VIII, XVII, XIX
Bill Belichick	New England	5	2001, 2003, 2004, 2007, 2011	XXXVI, XXXVIII, XXXIX, XLII, XLVI
Tom Landry	Dallas	5	1970, 1971, 1975, 1977, 1978	V, VI, X, XII, XIII
Joe Gibbs	Washington	4	1982, 1983, 1987, 1991	XVII, XVIII, XXII, XXVI
Bud Grant	Minnesota	4	1969, 1973, 1974, 1976	IV, VII, IX, XI
Marv Levy	Buffalo	4	1990, 1991, 1992, 1993	XXV, XXVI, XXVII, XXVIII
Chuck Noll	Pittsburgh	4	1974, 1975, 1978, 1979	IX, X, XIII, XIV
Dan Reeves	Denver/Atlanta	4	1986, 1987, 1989, 1998	XXI, XXII, XXIV, XXIII

BELICHICK IN THE POSTSEASON

With the victory over Indianapolis (01/11/14), Bill Belichick collected his 19th playoff win to tie Don Shula for second most among head coaches in NFL history. Belichick is behind only Tom Landry (20) in career postseason wins.

MOST PLAYOFF WINS BY AN NFL HEAD COACH

COACH	TEAM	WINS
Tom Landry	Dallas Cowboys	20
Bill Belichick	Cleveland Browns/New England Patriots	19
Don Shula	Baltimore Colts/Miami Dolphins	19
Joe Gibbs	Washington Redskins	17
Chuck Noll	Pittsburgh Steelers	16

BEST POSTSEASON RECORDS IN NFL HISTORY (Minimum 10 Games)

HEAD COACH	TEAM	W	L	PCT
Vince Lombardi	Green Bay/Washington	9	1	.900
Tom Flores	Oakland	8	3	.727
John Harbaugh	Baltimore	10	4	.714
Bill Walsh	San Francisco	10	4	.714
Joe Gibbs	Washington	17	7	.708
Jimmy Johnson	Dallas/Miami	9	4	.692
Bill Belichick	Cleveland/New England	19	9	.678

BELICHICK IN THE POSTSEASON

MOST POSTSEASON GAMES AS A HEAD COACH

Head Coach	GAMES
Tom Landry (Dallas)	36
Don Shula (Baltimore/Miami)	36
Bill Belichick (Cleveland/New England)	28
Chuck Noll (Pittsburgh)	24
Mike Holmgren (Green Bay/Seattle)	24
Joe Gibbs (Washington)	24

BELICHICK 2nd ALL-TIME IN

CONFERENCE CHAMPIONSHIP APPEARANCES

Bill Belichick reached his eighth conference championship as a head coach in 2013, second to the 10 by Tom Landry.

MOST PLAYOFF WINS BY AN NFL HEAD COACH

HEAD COACH	CONFERENCE CHAMPIONSHIPS
Tom Landry	10
Bill Belichick	8
Don Shula	7
Chuck Noll	7
John Madden	6
Bill Cowher	6

DIVISION

TITLES

12

Belichick guided the Patriots to the AFC East title in 2014. It is the 12th division title of his career, moving him past Don Shula (11) for the most division titles since the 1970 NFL merger.



PLAYOFF NOTES

PLAYER PARTICIPATION

PATRIOTS PLAYOFF PARTICIPATION

PATRIOTS WHO HAVE PLAYED IN PLAYOFFS (39)

PLAYER	POS	EXP	GP/GS
Aiken, Danny	LS	4	7/0
Allen, Ryan	P	2	2/0
Amendola, Danny	WR	6	2/1
Arrington, Kyle	CB	6	9/5
Blount, LeGarrette	RB	5	2/1
Bolden, Brandon	RB	3	4/0
Brady, Tom	QB	15	26/26
Branch, Alan	DL	8	4/3
Browner, Brandon	CB	5	2/2
Cannon, Marcus	OL	4	7/2
Casillas, Jonathan	LB	6	4/0
Chung, Patrick	S	6	8/5
Collins, Jamie	LB	2	2/2
Connolly, Dan	OL	9	9/8
Develin, James	FB	2	2/2
Ebner, Nate	S	3	4/0
Edelman, Julian	WR	6	7/3
Gronkowski, Rob	TE	5	5/5
Harmon, Duron	S	2	2/0
Hightower, Dont'a	LB	3	4/4
Hoomanawanui, Michael	TE	5	4/3
Jones, Chandler	DL	3	4/3
Jones, Chris	DL	2	2/2
LaFell, Brandon	WR	5	1/1
McCourty, Devin	S	5	8/8
Ninkovich, Rob	DL	9	9/8
Revis, Darrelle	CB	8	6/6
Ryan, Logan	CB	2	2/0
Siliga, Sealter	DL	3	2/2
Slater, Matthew	WR	7	9/1
Solder, Nate	T	4	7/7
Vereen, Shane	RB	4	4/1
Vollmer, Sebastian	T	6	5/5
Wendell, Ryan	OL	6	9/4
White, Chris	LB	4	2/0
Wilfork, Vince	DL	11	18/16
Wilson, Tavon	S	3	4/0

PATRIOTS ON IR WITH PLAYOFF EXPERIENCE (3)

PLAYER	POS	EXP	GP/GS
Buchanan, Michael	DL	2	2/0
Dennard, Alfonzo	CB	3	4/4
Dobson, Aaron	WR	2	1/0
Mayo, Jerod	LB	7	7/7
Ridley, Stevan	RB	4	5/1

PATRIOTS PLAYOFF PARTICIPATION

PATRIOTS WHO HAVE NOT PLAYED IN PLAYOFFS (14)

PLAYER	POS	EXP	GP/GS
Ayers, Akeem	LB	4	0/0
Boyce, Josh	WR	2	0/0
Butler, Malcolm	CB	R	0/0
Devey, Jordan	OL	1	0/0
Fleming, Cameron	OL	R	0/0
Fleming, Darius	LB	3	0/0
Garoppolo, Jimmy	QB	R	0/0
Gray, Jonas	RB	1	0/0
Kline, Josh	OL	2	0/0
Maneri, Steve	TE	4	0/0
Moore, Zach	DL	R	0/0
Stork, Bryan	OL	R	0/0
Tyms, Brian	WR	2	0/0
White, James	RB	R	0/0
Wright, Tim	TE	2	0/0

PATRIOTS WITH SUPER BOWL EXPERIENCE (17)

PLAYER	POS	EXP	GP/GS
Aiken, Danny	LS	4	1/0
Arrington, Kyle	CB	6	1/1
Brady, Tom	QB	15	5/5
Cannon, Marcus	OL	4	1/0
Casillas, Jonathan*	LB	6	1/0
Chung, Patrick	S	6	1/1
Connolly, Dan	OL	9	1/1
Edelman, Julian	WR	6	1/0
Gostkowski, Stephen	K	9	2/0
Gronkowski, Rob	TE	5	1/1
McCourty, Devin	S	5	1/1
Ninkovich, Rob	DL	9	1/1
Slater, Matthew	WR	7	1/0
Solder, Nate	T	4	1/1
Vollmer, Sebastian	T	6	1/1
Wendell, Ryan	OL	6	1/0
Wilfork, Vince	DL	11	3/3

*With New Orleans in 2009

PATRIOTS ON SUPER BOWL ROSTER WHO DID NOT PLAY (3)

PLAYER	POS	EXP	GP/GS
Branch, Alan*	DL	8	0/0
Browner, Brandon**	CB	5	0/0
Vereen, Shane	RB	4	0/0

*With Arizona in 2008

**With Seattle in 2013



WHAT TO WATCH FOR

PLAYOFF NOTES

HERE'S WHAT TO WATCH FOR IN THE 2014 POSTSEASON

TEAM

- ★ The Patriots are looking to score 40+ points in their fourth straight Divisional Playoff game, following a 45-10 win vs. Denver (1/14/12), a 41-28 win vs. Houston (1/13/13) and a 43-22 victory over Indianapolis (1/11/14).
- ★ With a victory in the Conference Championship game, the Patriots will advance to their eighth Super Bowl, matching Dallas and Pittsburgh for the most Super Bowl appearances.

ROBERT KRAFT

- ★ Robert Kraft (21) needs one more postseason win to tie Eddie DeBartolo, Jr. for the fourth-most postseason wins by an ownership group, behind 33 by the Rooney family, 30 by Green Bay and 24 by the Mara family.

BILL BELICHICK

- ★ Bill Belichick (19) needs one more postseason victory to move into a first place tie with Tom Landry (20) for most postseason victories by a head coach.

- ★ Belichick needs to earn one more Super Bowl berth to match Don Shula with six.

TOM BRADY

- ★ Tom Brady is tied for first in NFL history with eight starts in a Conference Championship game. With one more Conference Championship game start, he will move past Charlie Waters and Jack Reynolds for sole possession of first place all-time.

- ★ Brady (5) needs to play in one more Super Bowl to match DL Mike Lodish, who played in six (four with Buffalo, two with Denver).

- ★ Brady needs to start in one more Super Bowl to set the NFL record with six starting assignments. He is tied with Matt Light, Cornelius Bennett, John Elway and Charles Haley with five starts in the Super Bowl.

- ★ Brady and John Elway are currently tied with five conference titles, and a win in the Conference Championship game will give Brady the most conference championships by a starting quarterback in NFL history.

- ★ Brady (43) needs three more postseason touchdowns to move past Joe Montana (45) and Brett Favre (44) for the all-time lead.

STEPHEN GOSTKOWSKI

- ★ Stephen Gostkowski (19) needs one more postseason field goal to become just the 11th player to reach 20 field goals in the postseason. He is currently 11th in the NFL with his 19 postseason field goals.

- ★ Gostkowski is tied for ninth in NFL history with 99 postseason kicking points and needs one point to become just the seventh NFL player with 100 postseason points.



INSIDE THE NUMBERS

POSTSEASON

PATRIOTS IN THE PLAYOFFS

3

New England has scored over 40 points in three straight Divisional play-off games with a 45-10 win vs. Denver [1-14-12], a 41-28 win vs. Houston (1/13/13) and a 43-22 win vs. Indianapolis [01/11/14].

5

New England reached 12 regular-season wins for the fifth consecutive season in 2014, the second-longest such streak since the 1970 merger.

6

New England has captured six consecutive AFC East titles from 2009-14, marking the longest streak in division history.

7

The Patriots have earned a Super Bowl berth seven times in their 55-year history, tied for third all-time.

10

The Patriots earned a first-round bye in the 2014 NFL playoffs, and they lead the NFL with 10 first-round byes since the current playoff format was instituted in 1990.

14

The Patriots currently have the longest active consecutive winning seasons streak with 14 straight winning seasons since 2001.

14

The number of Patriots who have never played in a postseason game.

17

The number of Patriots who have played in the Super Bowl.

22

New England has made the playoffs 22 times in its 55-year history, with 16 of those berths coming in the 21 seasons since Robert Kraft purchased the team in 1994.

25

The Patriots have 25 victories in 43 playoff games all-time, tied for the fifth-most wins among NFL franchises.

29

New England has compiled 29 winning seasons since the 1970 merger, tied for the third-most among all NFL teams.

39

The number of Patriots who have appeared in a postseason game.

.581

New England's playoff winning percentage of .581 is the fifth best in NFL history among teams that have played at least 15 playoff games.

.789

The Patriots are 15-4 at home in the playoffs, for a .789 winning percentage, tied for third among teams with at least 10 home playoff games.

.857

The Patriots own a .857 winning percentage in Divisional Playoff games at Gillette Stadium, compiling a record of 6-1.

BILL BELICHICK IN THE PLAYOFFS

5

Belichick has five Super Bowl berths as a head coach, and needs one more to match Don Shula's NFL-record six Super Bowl berths.

8

Belichick has been a part of eight Super Bowls overall, including five as a head coach and three as an assistant coach.

12

The number of division titles won by Bill Belichick, the most of any head coach in NFL history.

19

Belichick needs one more postseason victory to move into a first-place tie with Tom Landry (20) for most playoff victories.

TOM BRADY IN THE PLAYOFFS

5

Brady is tied with John Elway as the only quarterback to lead his team to five conference titles. Brady needs to play in one more Super Bowl to match DL Mike Lodish for the most Super Bowls played. Lodish played in six (four with Buffalo and two with Denver).

6

The number of 300-yard games that Tom Brady has accumulated in the post-season, tied for second all-time.

8

Brady tied an NFL record with his eighth start in a Conference Championship Game in 2013, joining Charlie Waters and Jack Reynolds.

12

The number of division championships by Tom Brady, the most division titles ever by a quarterback. Peyton Manning is second with 11.

16

Brady set a Super Bowl record with 16 straight pass completions in Super Bowl XLVI vs. the New York Giants.

18

The number of playoff wins for Tom Brady, the most of any quarterback in NFL history.

26

The number of playoff starts for Tom Brady, the most of any quarterback in NFL history.

43

Brady is third in NFL history with 43 career playoff touchdown passes.

590

The number of postseason completions Tom Brady has thrown, the most of any player in NFL history.

1,277

Brady has thrown for 1,277 yards in the Super Bowl, the most of any quarterback in NFL history.

STEPHEN GOSTKOWSKI IN THE PLAYOFFS

19

Gostkowski has 19 career postseason field goals and needs just one more to become the 11th player in NFL history to make 20 field goals in the playoffs.

99

The number of postseason kicking points for Stephen Gostkowski, tied for ninth in NFL history. He needs just one more point to become the seventh player with 100 postseason points.

THE KRAFT ERA IN THE PLAYOFFS

3

The number of Super Bowl championships the Patriots have won since Robert Kraft purchased the team in 1994. That mark is the highest total in the NFL over that span.

6

The number of conference championships the Patriots have won since Robert Kraft purchased the team in 1994. That mark is the highest total in the NFL over that span. Pittsburgh is second with four conference titles since 1994.

14

The number of division championships won by the Patriots since Kraft purchased the team in 1994.

16

The number of playoff seasons earned by the Patriots in the 21 seasons since Robert Kraft purchased the team.

33

The number of playoff games the Patriots have appeared in since 1994, the most in the NFL. Green Bay has the second most with 29.

226

The number of consecutive home games that have been sold out, including all playoff and preseason games dating back to the 1994 season opener.

250

The number of games the Patriots have won since Robert Kraft purchased the franchise in 1994. Prior to Kraft's ownership, the team had won 225 total games in its entire history from 1960-93.



PATRIOTS

vs. Ravens

SERIES HISTORY



The Patriots and Ravens have squared off eight times in the regular season and three times in the postseason, including two straight AFC Championship Games in 2011 and 2012, since the Baltimore franchise was founded following the Cleveland Browns' move to Baltimore in 1996. All three postseason games have been played at Gillette Stadium. The Patriots are 1-2 against Baltimore all time in postseason play.

The teams last met in the regular season last year in Baltimore on Dec. 22, with the Patriots taking a 41-7 victory.

The Patriots and Ravens played in their first postseason meeting following the 2009 season with Baltimore taking a 33-14 win in a Wild Card matchup at Gillette Stadium on Jan. 10, 2010. The Patriots avenged that loss in the 2011 AFC Championship Game with a 23-20 victory over the Ravens at Gillette Stadium on Jan. 22, 2012, to advance to Super Bowl XLVI. The teams met for the second straight season in the 2012 AFC Championship Game at Gillette Stadium on Jan. 20, 2013, with Baltimore getting revenge for the 2011 AFC Championship loss with a 28-13 win to advance to the Super Bowl.

The Patriots are 7-1 all-time against Baltimore in the regular season, including 4-0 in home games.

The first meeting between the teams came during the Ravens' first season in Baltimore, when the Patriots prevailed 46-38 on Oct. 6, 1996. The 84 total points scored by both teams in that game rank as the second-highest total number of points in a game in Patriots history to the 86 points in a 43-43 tie with Oakland in 1964.

REGULAR SEASON - PATRIOTS 7, RAVENS 1

Date	Result	Score	H/A	Stadium
10/06/96	W	46-38	A	Memorial Stadium
01/02/00	W	20-3	H	Foxboro Stadium
11/28/04	W	24-3	H	Gillette Stadium
12/03/07	W	27-24	A	M&T Bank
10/04/09	W	27-21	H	Gillette Stadium
10/17/10	W	23-20 (ot)	H	Gillette Stadium
09/23/12	L	30-31	A	M&T Bank Stadium
12/22/13	W	41-7	A	M&T Bank Stadium

POSTSEASON - RAVENS 2, PATRIOTS 1

Date	Result	Score	H/A	Stadium
01/10/10	L	14-33	H	Gillette Stadium
01/22/12	W	23-20	H	Gillette Stadium
01/20/13	L	13-28	H	Gillette Stadium

TALE OF THE TAPE

2014 REGULAR SEASON	NEW ENGLAND	BALTIMORE
Record	12-4	10-6
Divisional Standings	1st	3rd
Total Yards Gained	5,848	5,838
Total Offense (Rank)	365.5 (11)	364.9 (12)
Rush Offense	107.9 (18)	126.2 (8)
Pass Offense	257.6 (9)	238.7 (13)
Points Per Game	29.3 (4)	25.6 (8)
Total Yards Allowed	5,506	5,391
Total Defense	344.1 (13)	336.9 (8)
Rush Defense	104.3 (9)	88.3 (4)
Pass Defense	239.8 (17)	248.7 (24)
Points Allowed/Game	19.6 (8)	18.9 (6)
Possession Avg.	29:37	28:40
Sacks Allowed/Yards Lost	26/170	19/167
Sacks Made/Yards	40/282	49/362
Passing TD/Int (off.)	34/9	27/12
Passing TD/Int (def.)	24/16	22/11
Total Touchdowns	52	46
Penalties Against/Yards	120/1080	111/870
Punts/Avg.	67/45.7	60/47.4
Field Goals Made/Att.	35/37	29/34
Takeaway/Giveaway Ratio	+12 (2t)	+2 (14t)

PATRIOTS VS. RAVENS PREDECESSORS

From 1970-83, the Patriots faced the Baltimore Colts 27 times, posting a 12-15 record in those games. The Colts moved to Indianapolis prior to the 1984 season and Baltimore was without an NFL team until the Cleveland Browns moved to Baltimore and became the Ravens in 1996. Prior to the move, the Patriots were 4-11 against the Browns, including a 2-4 record against Cleveland while Bill Belichick was the Browns' head coach from 1991-95.

PASSING PERFORMANCES

Tom Brady is slated to start against Baltimore in the postseason for the fourth time. He is 1-2 against the Ravens in the playoffs and 5-1 against them in the regular season.

TOM BRADY VS. BALTIMORE (5-1) REGULAR SEASON

Date	H/A	A	C	Yd	TD	I	W/L	Score
11/28/04	H	30	15	172	0	0	W	24-3
12/03/07	A	38	18	257	2	1	W	27-24
10/04/09	H	32	21	258	1	0	W	27-21
10/17/10	H	44	27	292	1	2	W	23-20 (ot)
09/23/12	A	41	28	355	1	0	L	30-31
12/22/13	A	26	14	172	1	0	W	41-7
Totals		211	123	1,486	6	3		5-1

TOM BRADY VS. BALTIMORE (1-2) POSTSEASON

Date	H/A	A	C	Yd	TD	I	W/L	Score
01/10/10	H	42	23	154	2	3	L	14-33
01/22/12	H	36	22	239	0	2	W	23-20
01/20/13	H	54	29	320	1	2	L	13-28
Total		132	74	713	3	7		1-2



PATRIOTS

vs. Ravens

LAST REGULAR-SEASON MEETING: PATRIOTS 41, RAVENS 7

December 22, 2013 ★ M&T Bank Stadium

	1	2	3	4	Final
New England Patriots	14	3	3	21	— 41
Baltimore Ravens	0	0	0	7	— 7

The New England Patriots put on a performance worthy of a division champion as they breezed to a 41-7 victory over the defending Super Bowl Champion Baltimore Ravens. The Patriots were assured of their fifth straight AFC East title before the game started when Miami lost at Buffalo. It was the 21st time in its history and 15th time under owner Robert Kraft that New England qualified for the postseason. It was the 11th division crown for Bill Belichick, tying Don Shula for the most division titles since the 1970 merger.

Tom Brady also set a new NFL record with his 11th division title.

Rookie CB Logan Ryan had two interceptions, RB LeGarrette Blount had two rushing touchdowns and the Patriots snapped a four-game winning streak by Baltimore. The Patriots scored 21 points in the fourth quarter, including two defensive touchdowns to finish the rout.

After Blount scored his second TD on a 7-yard run with 2:05 to play to make it 27-7, DE Chandler Jones recovered an errant snap that eluded backup QB Tyrod Taylor that rolled into the end zone where he recovered the ball. S Tavon Wilson capped the scoring on the ensuing drive when he intercepted Taylor and returned the pick 74 yards for a score to make it 41-7.

The Patriots scored 41 points against a Baltimore defense that entered the game allowing just 14.3 points per game at home.

The Patriots took a 17-0 lead in the second quarter and extended the lead to 20-0 in the third quarter behind a defense that forced four turnovers and registered four sacks.

New England took a 7-0 lead on its second offensive possession when Blount finished a 6-play, 64-yard drive with a 1-yard touchdown run. The Patriots quickly got the ball back three plays later when QB Joe Flacco was intercepted by Ryan to give New England a first down at the Baltimore 47-yard line. A 34-yard pass from Brady to WR Danny Amendola helped get into position for Brady's 4-yard touchdown pass to RB Shane Vereen for a 14-0 first quarter lead.

The Patriots extended their lead to 17-0 on the first play of the third quarter when K Stephen Gostkowski drilled a 45-yard field goal. Midway through the third quarter Ryan intercepted Flacco for the second time and allowed the Patriots to start a drive at the Baltimore 43-yard line. That turnover helped lead to a 42-yard field goal by Gostkowski for a 20-0 New England lead.

Baltimore, who finished 0-for-3 on fourth down, reached the New England 4-yard line late in the third quarter but DE Rob Ninkovich and S Duron Harmon stopped RB Ray Rice for no gain to end the scoring threat. New England caught a break in the beginning of the fourth quarter when Baltimore reached the New England 19-yard line. Ravens K Justin Tucker missed on a 37-yard field goal to end a streak of 33 straight successful attempts.

Flacco engineered a 9-play, 90-yard drive on the next series that ended with a 1-yard touchdown run by Flacco. But any chance of a comeback ended on the next offensive series when Flacco failed to connect on a pass to TE Dennis Pitta on fourth-and-10 from the Baltimore 48-yard line with just under seven minutes to play. New England responded by marching 48 yards on nine plays before Blount's 7-yard run made it 27-7 with 2:10 to play.

LAST POSTSEASON MEETING: 2012 AFC CHAMPIONSHIP GAME BALTIMORE 28, PATRIOTS 13

January 20, 2013 ★ Gillette Stadium

	1	2	3	4	Final
Baltimore Ravens	0	7	7	14	— 28
New England Patriots	3	10	0	0	— 13

Baltimore QB Joe Flacco threw two fourth quarter touchdown passes to WR Anquan Boldin to help the Ravens overcome a six-point halftime deficit and win the AFC Championship with a 28-13 victory over the New England Patriots.

Stephen Gostkowski's 31-yard field goal in the middle of the first quarter capped a 67-yard drive to give New England a 3-0 lead. A 17-yard pass from Flacco to TE Dennis Pitta sparked a 9-play drive that culminated with a 2-yard touchdown run by RB Ray Rice for a 7-3 lead in the second quarter.

New England answered with an 11-play, 79-yard drive in which QB Tom Brady completed 5-of-6 passes, including a 1-yard touchdown pass to WR Wes Welker for a 10-7 lead. The Patriots defense forced a three-and-out on the next series and got the ball back with 2:32 left in the first half. On a fourth-down play from the Baltimore 34-yard line, RB Danny Woodhead took a direct snap and ran seven yards for the first down. Gostkowski finished that drive with a 25-yard field goal as time expired in the first half to give the Patriots a 13-7 advantage.

In the middle of the third quarter, Baltimore took the lead when they marched 87 yards in 10 plays before Flacco threw a 5-yard touchdown pass to Pitta that gave the Ravens a 14-13 lead.

After stopping the Patriots on the next series, WR Torrey Smith's 23-yard reception highlighted a 63-yard drive that ended in a 3-yard touchdown pass from Flacco to Boldin in the fourth quarter to extend Baltimore's lead to 21-13.

A big hit on RB Stevan Ridley forced a fumble on the next series, allowing Baltimore to recover at the New England 47-yard line. That led to an 11-yard touchdown pass from Flacco to Boldin for a 28-13 lead.

New England drove into Baltimore territory three times in the fourth quarter but was intercepted twice and failed on a fourth-down attempt one time.

Brady finished the game 29-of-54 for 320 yards with one touchdown and two interceptions.



PATRIOTS

vs. Ravens

CONNECTIONS

NEW ENGLAND TIES

- ★ Ravens **FB Kyle Juszczyk** played collegiately at Harvard from 2009-12, where he earned numerous first-team All American honors after he posted 52 receptions for 706 yards and eight touchdowns as a senior.
- ★ Ravens **S Jeromy Miles** played collegiately at Massachusetts from 2007-09, where he started all 36 games he played in and totaled 294 tackles, nine interceptions, 23 passes defended and seven forced fumbles.
- ★ Ravens **assistant general manager Eric DeCosta** attended Taunton (Mass.) HS, where he played fullback and linebacker, earned three varsity letters and was voted team captain as a senior. He played collegiately at Colby College from 1990-92, where he was a three-year football letterman and captain at linebacker. DeCosta also served as an assistant coach at Trinity College from 1993-95.
- ★ Ravens **president Dick Cass** graduated from Yale Law School in 1971.
- ★ Ravens **assistant head coach/secondary Steve Spagnuolo** attended Grafton (Mass.) HS, where he is a member of the school's Athletic Hall of Fame. He played wide receiver at Springfield (Mass.) College, where he was named the school's Male Scholar Athlete of the Year in 1982. Spagnuolo started his coaching career as a defensive graduate assistant at Massachusetts in 1982. He later served as an assistant coach at Connecticut from 1987-91 and as defensive coordinator at Maine in 1993.
- ★ Ravens **defensive line coach Clarence Brooks** attended New Bedford (Mass.) HS, where he lettered in football and track and field. He played collegiately as an offensive guard at the University of Massachusetts from 1970-72 and served as a team captain in his final season. Brooks launched his coaching career as the defensive ends coach for Massachusetts from 1976-80.
- ★ Ravens **quarterbacks coach Rick Dennison** began his coaching career as the head coach for Suffield (Conn.) Academy from 1992-94.
- ★ Ravens **senior offensive assistant Craig Ver Steeg** served as Harvard's passing game coordinator, quarterbacks coach, wide receivers coach and recruiting coordinator from 1994-95.
- ★ Ravens **defensive assistant Matt Weiss** played baseball and football at Hopkins School in New Haven, Conn., where he quarterbacked the team to a 12-0 record and New England Prep School Class C Championship his senior year.

BALTIMORE TIES

- ★ Patriots **head coach Bill Belichick** was raised in Annapolis, Md., where his father, Steve, served as head football coach for the Naval Academy. Belichick was a standout prep athlete at Annapolis HS, where he has since been inducted into the school's Hall of Fame.
- ★ Patriots **CB Kyle Arrington** was born in Accokeek, Md. and attended Gwynn Park HS in Brandywine, Md., where he played football, basketball and ran track. Arrington led Gwynn Park to a regional championship and earned second-team all-county honors during his senior season.
- ★ Patriots **defensive assistant Brendan Daly** served as a graduate assistant at the University of Maryland in 2000.

FORMER PATRIOTS

- ★ Ravens **defensive coordinator Dean Pees** served as linebackers coach for the Patriots from 2004-05 before being promoted to defensive coordinator, a role he held through the 2009 season.
- ★ Ravens **WR Kamar Aiken** played in one game for the Patriots on special teams and as an offensive reserve at Jacksonville (12/23/12), but was inactive for the team's two playoff games. Aiken then appeared in three preseason games with the Patriots in 2013 before being released.
- ★ Ravens **DT Casey Walker** played in five games with one start for the Patriots in 2014, totaling 11 tackles and one sack. He was signed by Baltimore off New England's practice squad on Dec. 16, 2014.

FORMER RAVENS

- ★ Patriots **head coach Bill Belichick** launched his NFL coaching career in 1975, when he was named special assistant to Baltimore Colts head coach

CONNECTIONS (CONT.)

Ted Marchibroda at age 23.

- ★ Patriots **RB Jonas Gray** spent the entire 2013 season on the Ravens' practice squad.
- ★ Patriots **special teams coach Scott O'Brien** served as the Ravens special teams coach from 1996-98.

FORMER NFL TEAMMATES

- ★ Ravens **executive vice president/general manager Ozzie Newsome** worked under Patriots **head coach Bill Belichick** from 1991-95, when Belichick was head coach of the Cleveland Browns. In 1993, Newsome was promoted to assistant to the head coach/offense/pro personnel.
- ★ Patriots **offensive coordinator/quarterbacks Josh McDaniels** was head coach of the Denver Broncos from 2009-10, and Ravens **inside linebackers coach Don Martindale** served as the team's linebackers coach in 2009 and defensive coordinator in 2010. Ravens OLB Elvis Dumervil also played for the Broncos from 2009-10, earning Pro Bowl honors in 2009 after leading the league in sacks.
- ★ Patriots **WR Brandon LaFell** and Ravens **WR Steve Smith Sr.** were part of the Carolina Panthers receiving corps from 2010-13. Smith Sr. was also tutored by Patriots **special teams coach Scott O'Brien** from 2001-04, when O'Brien was serving as the Panthers assistant head coach/special teams.
- ★ Patriots **CB Darrelle Revis**, **DT Chris Jones**, **TE Tim Wright**, **LB Jonathan Casillas**, Ravens **CB Rashaan Melvin**, **DE Steven Means** and **C Jeremy Zuttah** were teammates on the Tampa Bay Buccaneers in 2013.
- ★ Ravens **assistant head coach/secondary Steve Spagnuolo** served as head coach of the St. Louis Rams from 2009-11, while Patriots **offensive coordinator/quarterbacks Josh McDaniels** [same position] and **defensive assistant Brendan Daly** (defensive line) served on his staff.
- ★ Ravens **defensive line coach Clarence Brooks** (defensive line) and Patriots **running backs coach Ivan Fears** (wide receivers) both served on the Chicago Bears coaching staff from 1993-98.
- ★ Patriots **LB Jonathan Casillas** played linebacker for the New Orleans Saints in 2012 under the guidance of Ravens **assistant head coach/secondary Steve Spagnuolo**, who was serving as the team's defensive coordinator

FORMER COLLEGE TEAMMATES

- ★ Patriots **CB Darrelle Revis** and Ravens **QB Joe Flacco** were teammates at Pittsburgh in 2004. Flacco saw action in three games as a backup quarterback while Revis earned first-team Freshman All American honors.
- ★ Patriots **LB Dont'a Hightower** (2008-11), Ravens **NT Terrence Cody** (2008-09), **LB C.J. Mosley** (2010-13) and **LB Courtney Upshaw** were defensive teammates at Alabama.
- ★ Patriots **RB Shane Vereen** and Ravens **RB Justin Forsett** were offensive teammates at California in 2007, when Vereen was a freshman and Forsett was a senior.
- ★ Patriots **S Patrick Chung** and Ravens **NT Haloti Ngata** were defensive teammates at Oregon from 2004-05.
- ★ Patriots **C Bryan Stork** and Ravens **DT Timmy Jernigan** were teammates at Florida State from 2011-13.
- ★ Ravens **assistant special teams coach Chris Hewitt** was an assistant coach at Rutgers from 2004-11, during which time Patriots **S Devin McCourty**, **DB Duron Harmon**, **CB Logan Ryan**, **TE Tim Wright** and Ravens **C Jeremy Zuttah** all played for the Scarlet Knights.
- ★ Patriots **LB Chris White**, **LB Deontae Skinner** and Ravens **LB Pernell McPhee** were defensive teammates at Mississippi State from 2009-10.
- ★ Patriots **TE Rob Gronkowski** and Ravens **CB Antoine Cason** were teammates at Arizona in 2007.
- ★ Patriots **LB Jonathan Casillas** and Ravens **TE Owen Daniels** were teammates at Wisconsin in 2005.
- ★ Patriots **LS Danny Aiken** and Ravens **T Eugene Monroe** were teammates at Virginia from 2007-08.
- ★ Patriots **RB James White** was tutored by Ravens **running backs coach Thomas Hammock** at the University of Wisconsin from 2011-13.



INDIVIDUAL & TEAM NOTES





ROBERT KRAFT

News & Notes

Since Robert Kraft purchased the team in 1994, the Patriots have experienced one of the most dramatic turnarounds in the history of sports. Now in his 21st season of ownership, Kraft has transformed one of the league's least successful clubs into what observers view as a model NFL franchise. In the five seasons immediately preceding his purchase (1989-93), the Patriots were a moribund team, winning just 19 of 80 games (.238 pct.) and logging the worst record in the NFL over that span. When he bought the franchise on Jan. 21, 1994,



Kraft announced his intention to bring a championship to New England, a tall order considering the team's previous success rate. But under Kraft's leadership, the Patriots have won more division titles (14), conference crowns (6) and Super Bowl championships (3) than any other NFL team. The Patriots have made six Super Bowl appearances since Kraft purchased the team, a period during which no other team has earned more than four berths. In Kraft's 21 seasons, the Patriots have qualified for the playoffs 16 times, more than doubling the franchise's accomplishments during its first 34 seasons.

	Pre-Kraft 1960-93	1989-93	Kraft Era 1994-13
Overall Record	225-276-9	19-61	250-119
Winning Pct.	.450	.238	.678
Super Bowl Titles	0	0	3
Conference Titles	1	0	6
Division Titles	3	0	14
Playoff Seasons	6	0	16
Playoff Record	4-6	-	21-12
Home Playoff Games	1	0	18
Home Playoff Record	0-1	-	15-3

A CHAMPIONSHIP TRADITION

MULTIPLE LEAGUE CHAMPIONSHIPS SINCE 2001

TEAM	LEAGUE	TITLES
Los Angeles Galaxy	MLS	5
Los Angeles Lakers	NBA	4
San Antonio Spurs	NBA	4
New England Patriots	NFL	3
Boston Red Sox	MLB	3
San Francisco Giants	MLB	3

HIGHEST WINNING PERCENTAGE IN MAJOR PROFESSIONAL SPORTS SINCE 1994 (Regular Season)

TEAM	LEAGUE	PCT.
San Antonio Spurs	NBA	.684
New England Patriots	NFL	.682
Detroit Red Wings	NHL	.659
Green Bay Packers	NFL	.644
Pittsburgh Steelers	NFL	.629
Los Angeles Lakers	NBA	.625

226 GAME SELLOUT STREAK

In the early 1990's, the Patriots seemed destined for relocation until Robert Kraft's purchase of the team rejuvenated local interest. In 1991, the season ticket base was just 17,635, barely enough to support the club. Now, the season tickets are capped and more than 50,000 fans are on a season ticket waiting list. The Patriots have sold out 226 consecutive home games, including playoff and preseason games (dating back to the 1994 season opener).

SINCE ROBERT KRAFT PURCHASED THE TEAM IN 1994

TOTAL VICTORIES SINCE 1994 (Regular Season)

New England Patriots	229
Green Bay Packers	216
Pittsburgh Steelers	211
Indianapolis Colts	205

TOTAL VICTORIES SINCE 1994 (Incl. Postseason)

New England Patriots	250
Green Bay Packers	232
Pittsburgh Steelers	228
Indianapolis Colts	218
Denver Broncos	214
Philadelphia Eagles	197

WINNING PERCENTAGE SINCE 1994 (Incl. Postseason)

TEAM	W	L	T	PCT.
New England Patriots	250	119	0	.678
Green Bay Packers	232	132	1	.637
Pittsburgh Steelers	228	135	1	.628
Denver Broncos	214	141	0	.603
Indianapolis Colts	218	145	0	.601
Baltimore Ravens	183	142	1	.563
Philadelphia Eagles	197	160	2	.552

SUPER BOWL CHAMPIONSHIPS SINCE 1994

New England Patriots	3
Baltimore Ravens	2
Green Bay Packers	2
Pittsburgh Steelers	2
Denver Broncos	2
N.Y. Giants	2

CONFERENCE CHAMPIONSHIPS SINCE 1994

New England Patriots	6
Pittsburgh Steelers	4
Denver Broncos	3
Green Bay Packers	3
N.Y. Giants	3

DIVISION CHAMPIONSHIPS SINCE 1994

New England Patriots	14
Green Bay Packers	11
Pittsburgh Steelers	11
Indianapolis Colts	10

PLAYOFF VICTORIES SINCE 1994

New England Patriots	21
Pittsburgh Steelers	17
Green Bay Packers	16
Baltimore Ravens	15
Indianapolis Colts	13
San Francisco 49ers	12

PLAYOFF GAMES PLAYED SINCE 1994

New England Patriots	33
Green Bay Packers	29
Pittsburgh Steelers	28
Indianapolis Colts	27
Philadelphia Eagles	23
Baltimore Ravens	22
San Francisco 49ers	21

PLAYOFF SEASONS SINCE 1994

New England Patriots	16
Indianapolis Colts	16
Green Bay Packers	16
Pittsburgh Steelers	13
Philadelphia Eagles	12

PLAYOFF WINNING PERCENTAGE SINCE 1994

TEAM	W	L	PCT.
Baltimore Ravens	15	7	.682
New England Patriots	21	12	.636
N.Y. Giants	10	6	.625
Pittsburgh Steelers	17	11	.607
St. Louis Rams	6	4	.600
Carolina Panthers	7	5	.583
New Orleans Saints	7	5	.583

KRAFT PRODUCES MORE WINS THAN EVERY OTHER PATRIOTS OWNER COMBINED

The Patriots have 250 wins overall under Robert Kraft. He has produced more victories than every other Patriots owner combined. Under Kraft, the Patriots are 250-119 overall since he purchased the team in 1994. Kraft's predecessors in the owner's office went 225-276-9 in the 34 years prior to his purchase of the team.



ROBERT KRAFT

21 Years of Ownership

ESTABLISHING A WINNING TRADITION

Kraft's winning percentage with the Patriots (.678) since taking over the team in 1994 is the highest among all owners/ownership groups with at least 200 wins (regular and postseason). He is just one of five owners with at least 200 wins and a winning percentage over .600.

OWNER	TEAM	YEARS	WINNING PCT.
Robert Kraft	Patriots	1994-present	.678
Eddie DeBartalo, Jr.	49ers	1977-1999	.636
Clint Murchison, Jr.	Cowboys	1960-1983	.634
Joe Robbie	Dolphins	1966-1989	.609
Pat Bowlen	Denver	1984-2014	.606

ALL-TIME POSTSEASON WINS BY AN OWNER

Robert Kraft has 21 career postseason wins, tied for the fifth-most in NFL history.

WINS	OWNERSHIP
33	The Rooney Family, Pittsburgh (1933-present)
30	Green Bay Packers (1919-present)
24	the Mara Family, N.Y. Giants (1925-present)
22	Eddie DeBartalo, Jr., San Francisco (1977-1999)
21	Robert Kraft, New England (1994-present)
21	Al Davis, Oakland/Los Angeles (1972-2011)

QB STABILITY

Since 1994, the Patriots have had 15 quarterbacks on their active roster. Of this group, only four quarterbacks have started a regular-season or post-season game for the club, the fewest total of any team in the NFL. Only Drew Bledsoe and Tom Brady - have started on Opening Weekend for New England.

TEAM	STARTING QBs SINCE 1994	OPENING DAY QBs SINCE 1994
New England	4	2
Green Bay	5	2
Houston**	9	3
N.Y. Giants	8	6
Pittsburgh	10	6
Indianapolis	11	4
San Diego	12	6
Cincinnati	12	8
New Orleans	13	7
Carolina	15	9
Kansas City	15	5
Seattle	15	6
Tennessee	15	7
Buffalo	16	9
Jacksonville	16	5
San Francisco	16	6
Philadelphia	16	8
Baltimore*	16	8
Tampa Bay	17	10
Denver	17	7
N.Y. Jets	17	8
Dallas	18	5
Detroit	18	5
Atlanta	18	6
Minnesota	19	9
Miami	20	9
St. Louis	21	6
Washington	21	13
Chicago	22	9
Arizona	23	11
Oakland	24	11
Cleveland	25	12

* Since 1996
** Since 2002

A MODEL OF CONSISTENCY

With Belichick in his 15th season as head coach, the Patriots have had just three head coaches since 1994, the fewest number by far of any AFC East team.

AFC EAST TEAM	HEAD COACHES SINCE 1994
New England	3
Buffalo	7
N.Y. Jets	7
Miami	9

COACHING CONSISTENCY

Since Kraft took ownership of the team in 1994, the Patriots have had just three head coaches - Bill Parcells (1994-1996), Pete Carroll (1997-1999) and current head coach Bill Belichick (2000-present). The only team with fewer head coaches since 1994 is the Pittsburgh Steelers, who have had two - Bill Cowher (1992-2006) and Mike Tomlin (2007-present).

TEAM	HEAD COACHES SINCE 1994
Pittsburgh	2
New England	3
Baltimore Ravens*	3
Houston Texans**	3
N.Y. Giants	3

* Since 1996
** Since 2002

In fact, there have been a total of 187 head coaches in the NFL since 1994, an average of 5.8 coaches per team, which is about double New England's three:

Total Head Coaches	NFL Average	Patriots
187	5.8	3

MILESTONE WIN FOR KRAFT

The victory over the New York Jets (12/21/14) was the 250th win under Robert Kraft. His 250 wins in his first 368 total games tied Chicago's George Halas for the fastest an owner has reached 250 victories.

COVER BOYS



Kraft's success as an owner has brought the Patriots a great increase in national recognition. Prior to Kraft's ownership, the Patriots had been featured on the cover of just four issues of *Sports Illustrated* (1966, 1977, 1981 and 1986). Since 1994, New England has graced the cover a total of 29 times, including 17 that feature Tom Brady alone.



PATRIOTS

Team Notes



RECORD HOME STREAK ENDS

New England's loss to Buffalo ended a streak of 35 straight wins at home against AFC opponents. The 35 straight home wins against a conference foe is the longest in NFL history (following the 1970 merger). The Miami Dolphins are second in NFL history with 21 straight home conference wins (1971-1974). Prior the loss to Buffalo, the Patriots last loss at home against an AFC opponent was a 33-10 loss vs. Pittsburgh on Nov. 30, 2008.

DIVISIONAL DOMINANCE

The New England Patriots own a 67-19 (.779) record in regular-season AFC East games since the beginning of the 2001 season, compiling the best intra-division record of any team in the NFL.

NFL'S TOP DIVISIONAL RECORDS SINCE 2001

Team	W	L	T	Pct.
New England	67	19	0	.779
Indianapolis	63	23	0	.733
Green Bay	61	24	1	.712
Pittsburgh	61	27	0	.693

AFC EAST DIVISIONAL RECORDS SINCE 2001

Team	W	L	T	Pct.	Div. Titles	Years
New England	67	19	0	.779	12	2001, 03-07, 09-14
N.Y. Jets	40	46	0	.465	1	2002
Miami	36	50	0	.419	1	2008
Buffalo	30	56	0	.349	0	—

BILLS SNAP PATS HOME WIN STREAK

Prior to the loss to Buffalo, the Patriots had won 17 consecutive home games against AFC East opposition. Before the loss to Buffalo, the last time the Patriots lost a home game against an AFC East opponent was on Nov. 13, 2008, when the New York Jets left Gillette Stadium with a 34-31 overtime win. The Patriots' 17-game streak ties Buffalo's 17 straight home divisional wins from 1988-92 for the second longest since the 1970 AFL-NFL merger. The Green Bay Packers (1994-98) own the record with 18 straight home wins against division opponents.

THE MOST CONSECUTIVE HOME WINS AGAINST DIVISION OPPONENTS SINCE 1970:

Team	Years	Streak
Green Bay	1994-98	18
New England	2009-14	17
Buffalo	1988-92	17
Dallas	1991-95	16
Miami	1971-75	16

ROAD WARRIORS

Since the start of the 2000 season, the Patriots have the best regular-season road record in the NFL.

TEAM	RECORD	PCT.
New England	78-42	.650
Philadelphia	74-45-1	.621
Indianapolis	73-47	.608
Pittsburgh	69-51	.575

16 CONSECUTIVE HOME WINS

The Patriots ended their streak of 16 consecutive regular-season victories at home. Prior to the Buffalo loss, the Patriots had not lost a regular-season home game since Dec. 16, 2012, when San Francisco left Foxborough with a 41-34 win.

LONGEST HOME WINNING STREAK/PATRIOTS HISTORY (REG. SEASON)

Streak	First Win	Last Win
20	Dec. 12, 2008	Oct. 16, 2011
18	Dec. 29, 2002	Sept. 8, 2005
16	Dec. 30, 2012	Dec. 14, 2014
12	Nov. 26, 2006	Sept. 7, 2008

DECADE OF DOMINANCE

The Patriots record of 136-40 (.773) over the past 10 seasons is the best in the NFL. Over the past 10 years, only five NFL teams have posted a winning percentage of .600 or better. The Patriots are the only team over .700.

BEST RECORDS SINCE 2004

Team	W	L	T	Pct.
New England	136	40	0	.773
Indianapolis	122	54	0	.693
Pittsburgh	116	60	0	.659
San Diego	109	67	0	.619
Green Bay	108	67	1	.616

THE GREAT EIGHT

The Patriots have the most overall wins among the original eight AFL teams.

OVERALL VICTORY TOTAL OF ORIGINAL AFL TEAMS (REGULAR AND POSTSEASON)

TEAM	W	L	T
New England Patriots	475	395	9
Denver Broncos	464	400	10
Oakland Raiders	462	406	11



PATRIOTS

Team Notes

PATRIOTS EARN FIFTH STRAIGHT BYE

The Patriots earned a first-round bye in the 2014 NFL playoffs and lead the NFL with 10 first-round byes since the current NFL playoff format was instituted in 1990. New England has earned a first-round bye for the fifth consecutive season, becoming the first team with five straight byes. Dallas and San Francisco earned four straight byes from 1992 through 1995.

MOST SEASONS EARNING A BYE SINCE 12-TEAM PLAYOFF FORMAT IN 1990

New England	10
Pittsburgh	8
San Francisco	8
Denver	7

MOST BYES SINCE 2001

The Patriots secured a first-round playoff bye for the ninth time since 2001—a quantity unmatched by any team in the NFL in the last 14 years. During that time, the Chicago Bears and Pittsburgh Steelers have locked up a bye four times and the Indianapolis Colts and Philadelphia Eagles have earned a first-round pass three times.

MOST SEASONS EARNING A BYE SINCE 2001

New England	9
Chicago	4
Pittsburgh	4
Denver	4
Atlanta	3
Indianapolis	3
Philadelphia	3

A DOZEN W'S

The Patriots won 12 games in 2014. It is the ninth time in team history that the team has won at least 12 games in a season and the fifth straight season with at least 12 wins.

TEAMS WITH 4 CONSECUTIVE 12-WIN SEASONS SINCE 1970 MERGER

Indianapolis Colts	7 (2003-09)
New England Patriots	5 (2010-14)
Dallas Cowboys	4 (1992-95)

12-WIN SEASONS SINCE 1970 MERGER

1. San Francisco	13
2. Dallas	11
3. Denver	10
4t. New England	9
4t. Pittsburgh	9
6. Indianapolis	8

DECEMBER REIGN

NEW ENGLAND HAS THE BEST DECEMBER RECORD IN THE NFL SINCE 2000

Team	W	L	Pct.
New England	54	10	.844
Pittsburgh	46	19	.708
Green Bay	45	19	.703
Indianapolis	45	21	.682
Philadelphia	43	21	.672

FAVORABLE FINAL FOUR

The Patriots have the best record of any NFL team in the last four games of the season since 2009 with a 20-4 (.833) record.

BEST RECORD IN THE FINAL FOUR GAMES OF THE SEASON SINCE 2009

Team	W-L Record	WIN PCT.
New England	20-4	.833
San Diego	18-6	.750
Indianapolis	17-7	.708
Green Bay	17-7	.708
San Francisco	16-8	.667

BOUNCE BACK PATS

Since the beginning of 2003, the Patriots are 37-4 (.902) in regular-season games following a loss, including 10 straight wins following a defeat since 2012. The Patriots have dropped back-to-back regular season games just four times since 2003 (2006, 2009, 2011 and 2012). As a starter in his career, Tom Brady is 38-8 in games following a loss.

SECOND-HALF LOCKDOWN

The Patriots have won 74 straight home games when leading at halftime, adding to their NFL record. The last Patriots loss at home after leading at halftime was on Dec. 24, 2000 (vs. Miami), when the Patriots lost 27-24 after leading 21-17 at halftime. New England has never lost a game at Gillette Stadium when leading at halftime, going 66-0 since 2002.

DOMINANT STRETCH

The 2014 New England Patriots became first team in NFL history (Week 9 – 43-21 win vs. Denver, Week 11 – 43-20 win at Indianapolis and Week 12 – 34-9 win vs. Detroit, with a bye in Week 10) to win three consecutive games by 20 or more points, each against an opponent with a record of at least three games above .500.



PATRIOTS

Team Notes



PLAYING KEEP AWAY

The Patriots finished the 2014 season tied for second in the NFL with a +12 turnover differential.

NFL LEADERS - TURNOVER DIFFERENTIAL

		TAKE-AWAYS			GIVE-AWAYS			NET
Rank	Team	Int	Fum	Total	Int	Fum	Total	
1)	Green Bay	18	9	27	6	7	13	= +14
2t)	New England	16	9	25	9	4	13	= +12
2t)	Houston	20	14	34	13	9	22	= +12
4)	Seattle	13	11	24	7	7	14	= +10

IMPRESSIVE DEFENSIVE STRETCH

In a five-game stretch, the Patriots faced Denver's Peyton Manning, Indianapolis' Andrew Luck, Detroit's Matthew Stafford, Green Bay's Aaron Rodgers and San Diego's Philip Rivers and the defense held those teams to an average of 16.6 points per game (San Diego scored one touchdown on a fumble return), while pitching a 4-1 record.

SOLID SECOND-HALF DEFENSE

The Patriots defense shut out the Bills in the second half of the regular-season finale, marking the sixth straight game without allowing a second-half touchdown. The last time the Patriots allowed a second-half touchdown was in the fourth quarter of the win vs. Indianapolis on Nov. 16. The Patriots have allowed just 12 second-half points during that six-game stretch. The Patriots had shut-outs in the second half three times (at Green Bay, at San Diego and vs. Buffalo).

TURNOVERS A PLUS

The Patriots led the AFC in turnover ratio and total takeaways for three straight seasons (2010-12). The Patriots led the NFL in turnover ratio in 2010 and 2012 and finished second in the NFL in total takeaways in 2012 and 2010. The Patriots finished third in the AFC with +9 turnover ratio in 2013 and finished tied for second in the NFL with a +12 turnover ratio in 2014.

Year	Turnover Ratio	Total Takeaways
2012	+28	38
2011	+17	34
2010	+25	41

STINGY DEFENSE SHINES AGAIN

The Patriots defense allowed 19.6 points per game in 2014, marking the ninth season since 2001 that the team kept opponents to under 20 points per game, second most in the NFL over that span.

SEASONS ALLOWING 20 POINTS PER GAME OR FEWER SINCE 2001

Team	Seasons	Years
Baltimore	10	2001, 2003-06, 2008-11, 2014
New England	9	2001, 2003-04, 2006-10, 2014
Pittsburgh	9	2001, 2004-08, 2010-12
Miami	8	2001-03, 2005-06, 2008, 2011-12
Tampa Bay	7	2001-05, 2007, 2010

A DOZEN WITH PICKS

Patrick Chung and Duron Harmon each intercepted a pass for the Patriots against Miami (12/14). With those two players joining the list of New England players with interceptions in 2014, the Patriots had 12 different players record interceptions. The 12 different players with interceptions in 2014 marks the highest number of Patriots with interceptions since the 1996 Patriots saw 13 different players record interceptions.

THE 12 PATRIOTS PLAYERS WITH INTERCEPTIONS IN 2014 (MOST FOR PATRIOTS SINCE 1996):

- LB Jamie Collins (2)
- S Devin McCourty (2)
- CB Darrelle Revis (2)
- CB Logan Ryan (2)
- LB Akeem Ayers
- CB Brandon Browner
- S Patrick Chung
- CB Alfonzo Dennard
- DL Dominique Easley
- S Duron Harmon
- LB Rob Ninkovich
- DL Vince Wilfork

PICKS & SACKS

The Patriots defense forced four interceptions and registered six sacks at Minnesota (09/14/14), marking the fifth time in team history that the team has achieved that feat.

DATE	GAME	SACKS	INTERCEPTIONS
09/14/14	at Minnesota	6.0	4
12/01/96	at San Diego	6.0	4
12/04/77	at Atlanta	8.0	4
11/29/64	at Houston	7.0	4

DEFENSE STIFLES COLTS RUSH ATTACK

The Patriots held Indianapolis (11/16) to just 19 yards rushing, tied for the fourth fewest in team history and the second lowest since Bill Belichick became head coach of the Patriots. The Patriots held Buffalo to 14 yards rushing on Dec. 11, 2005.

FEWEST RUSHING YARDS ALLOWED IN A GAME/PATRIOTS

- 2 at San Diego, Dec. 17, 1961
- 14 vs. Kansas City, Oct. 11, 1998
- 14 at Buffalo, Dec. 11, 2005
- 19 at Indianapolis, Nov. 16, 2014**
- 19 vs. Houston, Nov. 1, 1963
- 20 at Tennessee, Sept. 9, 2012
- 20 vs. Seattle, Dec. 4, 1998.

DEFENSIVE DOMINANCE

67-12

The Patriots finished the season by going six straight games without allowing a second-half touchdown. The last time the Patriots allowed a second-half touchdown was in the fourth quarter of the win vs. Indianapolis on Nov. 16.

Opponent	Date	NE Points	Opp. Points
vs. DET	11/23	10	3
@ GB	11/30	7	3
@ SD	12/07	10	0
vs. MIA	12/14	27	0
@ NYJ	12/21	10	6
vs. BUF	12/28	3	0
Totals:		67	12



PATRIOTS

Team Notes



TAKING CARE OF BALL PAYS OFF

The Patriots threw just nine interceptions in 2014. Since 2002, the Patriots are an NFL-best 94-13 when throwing no interceptions.

TEAM	GAMES WITH 0 INTS	W-L-T	WIN PCT.
New England	107	94-13-0	.879
Kansas City	97	60-37-0	.619
Jacksonville	96	58-38-0	.604
Indianapolis	92	78-14-0	.848
San Francisco	92	70-21-1	.767
Philadelphia	91	66-25-0	.725
Baltimore	89	75-14-0	.843
Denver	88	70-18-0	.795
San Diego	87	68-19-0	.782
Tennessee	85	63-22-0	.741

OFFENSIVE RESURGENCE

The Patriots entered Week 5 with a 2-2 record and the 29th-ranked offense in the NFL that was averaging only 20.0 points per game. Since that time New England went 10-2, jumped 18 spots to the 11th-ranked offense in the league and averaged 29.5 points per game over that stretch.

40+ TIES TEAM RECORD

The Patriots scored 40 or more points five times in 2014, tying the 2012 team for the franchise record for most 40-plus point games in a single season. New England had four 40+ point games in 2007 and 2008. The NFL record for most 40 point games in a single season is six by seven teams, most recently by Denver in 2013.

PATRIOTS HISTORY / MOST GAMES WITH 40+ POINTS IN A SEASON

2014	5
2012	5
2008	4
2007	4
2010	3
1996	3
1963	3
1961	3

PATRIOTS LIGHT UP SCOREBOARD

The Patriots finished the 2014 season with 52 touchdowns, marking the eighth time in franchise history that New England has scored at least 50 touchdowns in a season. New England totaled 468 points in 2014, a total that ranks fifth in team history and fourth in the league this year.

MOST PATRIOTS TD/SEASON

75 in 2007
67 in 2012
65 in 2010
61 in 2011
52 in 2014
52 in 1980
52 in 1961
50 in 2009

MOST PATRIOTS PTS /SEASON

589 in 2007
557 in 2012
518 in 2010
513 in 2011
468 in 2014
444 in 2013

RUSH TO VICTORY

40-1

Since 2000, New England is 40-1 in the regular season when a Patriot eclipses 100 yards rushing after Jonas Gray had his first career 100-yard rushing performance, gaining 201 yards at Indianapolis (11/16/14). The only loss during the Bill Belichick era came at Miami on Dec. 20, 2004, when Corey Dillon rushed for 121 yards on 26 carries and the Patriots lost to the Dolphins, 29-28. Since then, New England is 27-0 with a 100-yard rusher.

RED HOT RED ZONE

New England finished 2014 with the top-ranked red-zone offense, leading the league 338 points scored (39 TDs, 22 FG) in 67 trips to the red zone.

NFL TEAM OFFENSE INSIDE THE 20

Team	Poss.	TD	FG	Pts.
New England	67	39	22	338
Denver	62	39	18	328
New Orleans	65	39	15	317
Green Bay	64	37	18	312
Miami	68	35	19	303

HALFTIME HELP

The Patriots were successful in the final two minutes of the first half in 2014. In 10 of the 16 games this season, New England scored in the final two minutes of the first half, including four field goals as time expired. The Patriots scored 66 points in the final two minutes of the first half in 2014, the most in the NFL.

2014 PATRIOTS SCORING PLAYS IN THE FINAL TWO MINUTES OF THE FIRST HALF

Date	Opponent	Time Remaining	Scoring Play
09/07	at Miami	:06	S. Gostkowski 45-yd FG
09/14	at Minnesota	:09	Cha. Jones 58-yd return of blocked FG
09/21	Oakland	:00	S. Gostkowski 21-yd FG
10/05	Cincinnati	1:12	S. Gostkowski 48-yd FG
10/05	Cincinnati	:09	S. Gostkowski 19-yd FG
10/12	at Buffalo	1:43	S. Gostkowski 42-yd FG
10/12	at Buffalo	:00	S. Gostkowski 53-yd FG
10/16	N.Y. Jets	:00	S. Gostkowski 39-yd FG
10/26	Chicago	1:52	R. Gronkowski 2-yard touchdown pass
10/26	Chicago	1:07	B. LaFell 4-yard touchdown pass
10/26	Chicago	0:55	R. Ninkovich 15 yd fumble return
11/02	Denver	:08	S. Vreen 5-yard touchdown pass
11/23	Detroit	:00	S. Gostkowski 35-yd FG
11/30	at Green Bay	1:09	B.LaFell 2-yard touchdown

HISTORIC SCORING CLIP

The Patriots had a historic scoring output over a three-game span in October and November 2014. New England tied a team record by scoring 40 or more points in three consecutive games from Oct. 26 to Nov. 16. The Patriots also scored 40 or more in three straight games in 2007. The Patriots have scored 40 or more points 60 times in team history, including 33 times since Bill Belichick became head coach in 2000, and 17 times since 2010.

PATRIOTS HISTORY / MOST CONSECUTIVE GAMES WITH 40+ POINTS

Gm	Year	Game 1	Game 2	Game 3
3	2014	10/26/14 (51-23 v. CHI)	11/02/14 (43-21 v. DEN)	11/16/14 (42-20 @ IND)
3	2007	10/14/07 (48-27 @ DAL)	10/21/07 (49-28 @ MIA)	10/28/07 (52-7 v. WAS)
2	1962	09/21/62 (41-16 v. DEN)	10/06/62 (43-14 @ NYT)	
2	2002	09/15/02 (44-7 @ NYJ)	09/22/02 (41-38 v. KC)	
2	2008	12/14/08 (49-26 @ OAK)	12/21/08 (47-7 v. ARZ)	
2	2010	11/25/10 (45-24 @ DET)	12/06/10 (45-3 v. NYJ)	
2	2012	11/18/12 (59-24 v. IND)	11/22/12 (49-19 @ NYJ)	

SCORING FLURRY

The Patriots scored three touchdowns in a 57-second span during the final two minutes of the first half against Chicago on Oct. 26 to turn a 17-7 lead into a 38-7 cushion. It was the fastest three-touchdown flurry in the NFL since the Patriots had three touchdowns in 52 seconds against the New York Jets on Nov. 22, 2012. The Patriots are one of three teams to score three touchdowns in under a minute since the 1970 merger, and are the only team to have achieved the feat twice.

NFL TEAMS TO SCORE THREE TDs IN LESS THAN 1 MINUTE

2014 New England Patriots vs. Chicago Bears (10-26-14)
 2012 New England Patriots at New York Jets (11-22-12)
 2002 Seattle Seahawks vs. Minnesota Vikings (9-29-02)
 1998 Atlanta Falcons vs. Carolina Panthers (10-4-98)

HOW THE PATRIOTS SCORED THREE TOUCHDOWNS IN 57 SECONDS:

- ★ Rob Gronkowski got the scoring started by hauling in a 2-yard touchdown pass from Tom Brady with 1:57 left in the first half to make the score 24-7 and cap off a 10-play, 80-yard drive.
- ★ After the Patriots defense forced a quick three-and-out, a 42-yard Julian Edelman punt return gave New England possession at the Chicago 9-yard line, and Brady found Brandon LaFell for a 9-yard touchdown on the next play to give the Patriots a 31-7 lead with 1:07 left in the first half.
- ★ On the Bears' first play following the LaFell touchdown, Zach Moore forced a Jay Cutler fumble that was recovered by Rob Ninkovich and returned for a 15-yard touchdown and a 38-7 Patriots lead with 55 seconds left in the first half.



PATRIOTS

Team Notes

PROLIFIC COMBINATION

53

Rob Gronkowski and Tom Brady have connected on 53 touchdown passes, the second-most touchdown connections between a quarterback and a tight end in NFL history.

Quarterback	Tight End	Team	TD Connections
Philip Rivers	Antonio Gates	San Diego	72
Tom Brady	Rob Gronkowski	New England	53
Drew Brees	Jimmy Graham	New Orleans	51
Drew Bledsoe	Ben Coates	New England	45
Peyton Manning	Dallas Clark	Indianapolis	44
Sonny Jurgensen	Jerry Smith	Washington	43
Dan Fouts	Kellen Winslow	San Diego	41
John Elway	Shannon Sharpe	Denver	41

GROUND CONTROL

The Patriots rushed for 200 yards in a game two times in 2014 with 220 yards in the win vs. Cincinnati on Oct. 5 and 246 yards in the win at Indianapolis on Nov. 16. The Patriots are 65-7 all-time when rushing for 200 yards or more and are 12-0 under Bill Belichick when rushing for 200 yards or more.

SEASON-HIGH OUTPUT

The Patriots scored a season-high 51 points vs. Chicago on Oct. 26, 2014. It is the seventh time the Patriots have scored at least 50 points in the last eight seasons (2007-14). In that span, no other team has more than three games with 50 points.

HALF-CENTURY CLUB

The Patriots scored 51 points against the Bears (10/26), marking the 13th time in franchise history that they have broken the 50-point barrier. New England has topped 50 points eight times since 2007. The Patriots' franchise record for most points in a game is 59, achieved twice – on Nov. 18, 2012 against Indianapolis (59-24) and on Oct. 16, 2009 vs. Tennessee (59-0).

PILING UP THE RECEIVING YARDS

Rob Gronkowski and Brandon LaFell each broke the 100-yard receiving mark in the win vs. Chicago (10/26). It was the only time this season that the Patriots had two 100-yard receivers and the 34th time in team history that the feat has occurred. The last time the Patriots had two 100-yard receivers in a game was on Dec. 15, 2013, at Miami, when Julian Edelman (139) and Danny Amendola (131) each broke the 100-yard mark.

PATS TAME LIONS TOP-RANKED DEFENSE

The Patriots scored 34 points against a Lions (11/23) defense which entered the game allowing an NFL-low 15.6 points per game. Prior to the Patriots-Lions game, the highest point total allowed by the Lions was 24 points to the Carolina Panthers on Sept. 14. Entering the game, Detroit also allowed an NFL-low 290.3 yards per game, and New England totaled 439 yards in the victory.

THIRD QUARTER SCORING RECORD

The Patriots scored 24 points in the third quarter vs. Miami (12/14/14), marking the highest scoring total in team history in the third quarter. The previous high was a 22-point third quarter vs. the Dallas Texans on Nov. 18, 1960.

2014 NOTES OF INTEREST

2014 HONORS AND AWARDS

- P Ryan Allen**
 - AFC Special Teams Player of the Week (Week 14)
- QB Tom Brady**
 - AFC Offensive Player of the Month (October)
 - Pro Bowl
- WR Julian Edelman**
 - AFC Special Teams Player of the Week (Week 9)
- K Stephen Gostkowski**
 - Pro Bowl
 - Associated Press All Pro: Second Team
- TE Rob Gronkowski**
 - Pro Bowl
 - Associated Press All Pro: First Team
- RB Jonas Gray**
 - AFC Offensive Player of the Week (Week 11)
- DE Chandler Jones**
 - AFC Defensive Player of the Week (Week 2)
- DL Chris Jones**
 - AFC Special Teams Player of the Week (Week 7)
- CB Darrelle Revis**
 - Pro Bowl
 - Associated Press All Pro: First Team
- WR Matthew Slater**
 - Pro Bow (Special Teams)

BILL BELICHICK

- ★ Bill Belichick (230) moved past Curly Lambeau (229) for fourth place all-time on the NFL wins list. Tom Landry is in third place with 270 total wins.
- ★ Belichick (19) needs one more postseason victory to break a tie with Don Shula (19) for second place in postseason wins, behind Tom Landry (20) for most playoff wins by a head coach.
- ★ Belichick has led the Patriots to 14 consecutive winning records (2001-14), tied with Curly Lambeau (1934-47) for second all-time, behind 20 by Tom Landry (1966-85).

TOM BRADY

- ★ Tom Brady (4,1,09) reached 4,000 yards in 2014 for his seventh 4,000-yard passing season. He joined Peyton Manning (14) and Drew Bress (9) as the only players with at least seven 4,000-yard seasons.
- ★ Brady (160) led the Patriots to his 150th career regular-season win, joining Brett Favre (186) and Peyton Manning (178) as the only NFL quarterbacks with at least 150 career wins as a starter.
- ★ Brady is one of eight NFL quarterbacks with 200 career starts. His 155 wins in his first 200 starts are the most in NFL history. Peyton Manning is second with 136 wins in his first 200 starts.

JULIAN EDELMAN

- ★ Edelman led the team with 92 receptions, eighth in the NFL.
- ★ Edelman returned a second-quarter punt 84 yards for a touchdown vs. Denver Nov. 2 and now has a franchise-best four punt returns for a touchdown.
- ★ Edelman finished 2014 with a 12.2 career punt return average, second only to Devin Hester (12.3 avg.) in the NFL since the 1970 merger.

ROB NINKOVICH

- ★ Rob Ninkovich has 13 fumble recoveries since 2010, the most of any player in the NFL over that time. J.J. Watt is second with 11.
- ★ Ninkovich recorded his eighth sack of the season vs. Miami (12/14) and now has had at least eight sacks in three consecutive seasons, becoming the first Patriots player to have at least eight sacks in three consecutive seasons since Pro Football Hall of Famer Andre Tippett achieved the feat from 1985-97 (1985, 16 1/2, 1986, 9 1/2 and 1987 12 1/2).

STEPHEN GOSTKOWSKI

- ★ Stephen Gostkowski led the NFL with 156 points. It was the third straight season that he has led the NFL in scoring (2012, 2013 and 2014). He also led the NFL in scoring in 2008. He joins Don Hutson (5) and Gino Cappelletti (5) as the only NFL players to lead the NFL in scoring in at least four seasons.
- ★ Gostkowski made 94.6 percent of his field goals in 2014 (35-of-37), setting a new team record for field goal percentage in a single season. The previous best was 93.9 by Adam Vinatieri (31-of-33) in 2004.



2014

Notes of Interest

TEAM

PATRIOTS 2014 CAPTAINS

The Patriots 2014 team captains were elected by their teammates.

OFFENSE

★ QB Tom Brady and C Dan Connolly

DEFENSE

★ DL Vince Wilfork, LB Jerod Mayo and S Devin McCourty

SPECIAL TEAMS

★ Matthew Slater

Brady was chosen as a captain for the 13th straight season. Wilfork is a captain for the seventh straight season, Mayo is in his sixth season serving as a captain. McCourty and Slater are captains for a fourth time, and Connolly is a captain for the first time.

2015 OPPONENTS DETERMINED

The Patriots 2015 opponents have been determined. In addition to playing each of the other AFC East opponents twice, the Patriots will play one game against each of the AFC South and NFC East teams. As the first-place team in the AFC East, the Patriots will play the first-place team of the AFC North (Pittsburgh) and AFC West (Denver).

Home: Buffalo, Miami, N.Y. Jets, Jacksonville, Tennessee, Philadelphia, Washington, Pittsburgh

Away: Buffalo, Miami, N.Y. Jets, Houston, Indianapolis, Dallas, NY Giants, Denver

SIXTH STRAIGHT TITLE

The Patriots have won six straight AFC East titles, the longest streak in AFC East history. The Patriots have won 12 of the last 14 division crowns and join the Los Angeles Rams (7-1973-79), Pittsburgh Steelers (6-1974-79) and the Minnesota Vikings (6-1973-78) as the only teams since the merger with at least six straight division titles.

MOST CONSECUTIVE DIVISION TITLES

Team	Division	Titles	Years
Los Angeles Rams	NFC West	7	1973-79
New England Patriots	AFC East	6	2009-14
Pittsburgh Steelers	AFC Central	6	1974-79
Minnesota Vikings	NFC Central	6	1973-78
Dallas Cowboys	NFL Capitol/NFC East	6	1966-71
Cleveland Browns	American/Eastern Conf.	6	1950-55
New England Patriots	AFC East	5	2003-07
Indianapolis Colts	AFC South	5	2003-07
Dallas Cowboys	NFC East	5	1992-96
San Francisco 49ers	NFC West	5	1986-90
Chicago Bears	NFC Central	5	1984-88
Oakland Raiders	AFC West	5	1972-76

BILL BELICHICK

WINNING SEASONS

Belichick (14 straight winning seasons) tied Curly Lambeau (14) for the second-most consecutive winning seasons all time, trailing only Tom Landry with 20.

MOVING ON UP

Belichick (230 overall career wins) moved past Curly Lambeau (229) for sole possession of fourth place on the NFL's all-time list.

POSTSEASON SUCCESS

Belichick (19 playoff wins) needs one more playoff win as a head coach to break a tie with Don Shula (19) and move into a first-place tie with Tom Landry (20) for most postseason wins as a head coach.

SUPER STATUS

Bill Belichick needs to reach one more Super Bowl as a head coach to tie Don Shula for the most conference titles with six.

CAREER WINS

Bill Belichick has 211 career regular-season wins, fifth all-time in NFL history.

HEAD COACH	CAREER WINS
Don Shula	328
George Halas	318
Tom Landry	250
Curly Lambeau	226
Bill Belichick	211

TOM BRADY

TOUCHDOWN TOM

Brady currently is fifth all-time with 392 career touchdowns and is one of five NFL players with at least 390 career touchdown passes.

300-YARD GAMES

Brady is third all-time with 64 career 300-yard passing games. Drew Brees (86) and Peyton Manning (91) are the only quarterbacks in front of him.

30 TD PASSES

Brady (33) reached 30 touchdown passes in 2014 and is just the fourth player in NFL history with at least 30 or more touchdown passes in five seasons.

4,000-YARD PASSING SEASON

Brady (4,109) reached 4,000 passing yards in 2014. It is his seventh 4,000-yard season to join Peyton Manning (14) and Drew Brees (9) as the only players with at least seven 4,000-yard seasons.



2014

Notes of Interest

PLAYER OF THE WEEK

Brady (24) needs three more AFC Offensive Player of the Week honors to tie Peyton Manning (27) for the most player of the week honors in NFL history.

12-WIN SEASONS

Since entering the NFL in 2000, Tom Brady's teams have reached 12 regular-season wins in nine different seasons, second all-time, behind Peyton Manning.

STARTING QBS WITH THE MOST 12-WIN REGULAR SEASONS IN NFL HISTORY

PLAYER	SEASONS
Peyton Manning	11
Tom Brady	9
Brett Favre	6
John Elway	4
Jim Kelly	4

RECORD TITLE HOLDER

Tom Brady earned his NFL record 12th division championship in 2014.

QUARTERBACK	CAREER DIVISION TITLES
Tom Brady	12
Peyton Manning	11
Joe Montana	9

STEPHEN GOSTKOWSKI

KICKING INTO THE RECORD BOOKS

Gostkowski became the Patriots all-time scoring leader, passing Adam Vinatieri (1,158), with a 35-yard field goal vs. Miami (12/14).

PATRIOTS ALL-TIME LEADING SCORERS

1. Stephen Gostkowski	1,179
2. Adam Vinatieri	1,158
3. Gino Cappelletti	1,130
4. John Smith	692
5. Tony Franklin	442

NFL SCORING LEADER #1

Stephen Gostkowski has led the NFL in scoring in each of the last three seasons (2012-14) after finishing with 156 total points in 2014. He is just the fifth NFL player to lead the NFL in scoring in at least three consecutive seasons, joining Don Hutson (1940-44), and Gino Cappelletti (1963-66), Pat Harder (1947-49) and Paul Hornung (1959-61).

NFL SCORING LEADER #2

Stephen Gostkowski led the NFL with 156 points and joins Don Hutson (5) and Gino Cappelletti (5) as the only NFL players to lead the NFL in scoring in at least four seasons. Gostkowski has led the NFL in scoring in 2008, 2012, 2013 and 2014.

ROB GRONKOWSKI

GRONK REACHES 1,000

Gronkowski (1,124) reached 1,000 receiving yards for the second time in his career. He is the ninth NFL tight end with at least two career 1,000 yard seasons.

END ZONE MILITIA

Gronkowski became the first tight end in NFL history to have three consecutive 10-plus touchdown seasons (10 in 2010, 18 in 2011 and 12 in 2012) and the first tight end in NFL history with four seasons of double-digit touchdowns when he scored his 10th touchdown in the win at San Diego (12/7). Antonio Gates reached four seasons with 10 touchdowns last week.

NFL TIGHT ENDS WITH MOST 10-PLUS TOUCHDOWN SEASONS

Rob Gronkowski	4 (10 in 2010, 18 in 2011, 11 in 2012 and 11 in 2014)
Antonio Gates	4 (13 in 2004, 10 in 2005, 10 in 2010 and 12 in 2014)
Tony Gonzalez	3
Jimmy Graham	3
Dallas Clark	2
Vernon Davis	2
Shannon Sharpe	2
Wesley Walls	2
Julius Thomas	2

2 FAST 2 FIFTY

Rob Gronkowski reached 50 career touchdown receptions in his 59th NFL game vs. Denver (11/2) to tie Randy Moss for the second-fastest player in NFL history to reach 50 touchdown receptions. Pro Football Hall of Famer Lance Alworth (54 games) is the only NFL player to reach the milestone in fewer games.

PLAYER GAMES TO REACH 50 TD RECEPTIONS

Lance Alworth	54
Rob Gronkowski	59
Randy Moss	59
Jerry Rice	61
Tommy McDonald	63
Bob Hayes	66

ALL-TIME TDS

Gronkowski now has 55 total touchdowns (54 receiving and 1 rushing) and ranks second in team history to the 68 total touchdowns by Stanley Morgan.

RECEPTIONS STREAK

Gronkowski has a streak of 65 consecutive regular-season games with a reception - every regular season game of his career since 2010.

LONGEST CURRENT STREAKS OF CONSECUTIVE GAMES WITH A RECEPTION BY TIGHT ENDS

103 Jason Witten (Dallas)
103 Owen Daniels (Houston/Baltimore)
97 Heath Miller (Pittsburgh)
65 Rob Gronkowski



PATRIOTS

Sustaining Success

PATRIOTS ARE MOST FREQUENT SUPER BOWL TEAM OVER LAST 30 YEARS

The Patriots have won seven conference championships since the 1985 season and have more conference titles than any other team over the last 30 years (since 1983). Additionally, the Patriots' six conference titles over the last 25 years are two more than the next closest team and New England's six conference championships in the last 20 years are also more than any other team. New England also has more conference titles over the last 15 years (5) than any other team and is tied with Pittsburgh (3) for the most conference titles over the last 10 years of any NFL team.

Most Conference Championships in Last 7 Years (2007-2013)

New England	2
Pittsburgh	2
N.Y. Giants	2
8 Other Teams	1

Most Conference Championships in Last 10 Years (2004-2013)

New England	3
Pittsburgh	3
Indianapolis	2
N.Y. Giants	2
Seattle	2
8 Other Teams	1

Most Conference Championships in Last 15 Years (1999-2013)

New England	5
Pittsburgh	3
N.Y. Giants	3
Seattle	2
Indianapolis	2
St. Louis Rams	2
Baltimore	2

Most Conference Championships in Last 20 Years (1994-2013)

New England	6
Pittsburgh	4
Green Bay	3
N.Y. Giants	3
5 Other Teams	2

Most Conference Championships in Last 25 Years (1989-2013)

New England	6
Buffalo	4
N.Y. Giants	4
Pittsburgh	4
San Francisco	4
Dallas	3
Green Bay	3

Most Conference Championships in Last 30 Years (1984-2013)

New England	7
Denver	6
N.Y. Giants	5
San Francisco	5
Buffalo	4
Pittsburgh	4
Dallas	3
Green Bay	3

WHAT HAVE YOU DONE FOR ME LATELY?

Since the 2011 season, the Patriots have maintained their spot atop the NFL in terms of regular season winning percentage and regular season points scored. Since the beginning of the 2011 season, the Patriots have the NFL's highest winning percentage and have scored the most points in the NFL. The Patriots also are tied for the NFL's second highest winning percentage since 2012 and have scored the second-most points since 2012.

HIGHEST WINNING PERCENTAGE SINCE 2011

TEAM	W	L	T	PCT.	PF	PA
New England	49	15	0	.766	1982	1324
Green Bay	46	17	1	.727	1896	1471
Denver	46	18	0	.719	1878	1432
San Francisco	44	19	1	.695	1489	1114
Seattle	43	21	0	.672	1544	1045
Cincinnati	40	23	1	.633	1530	1292
Baltimore	40	24	0	.625	1505	1264
Pittsburgh	39	25	0	.609	1476	1279

HIGHEST WINNING PERCENTAGE SINCE 2012

TEAM	W	L	T	PCT.	PF	PA
Denver	37	11	0	.792	1569	1042
New England	36	12	0	.750	1469	982
Seattle	36	12	0	.750	1223	730
Indianapolis	33	15	0	.688	1206	1092
Cincinnati	31	16	1	.656	1186	969
Green Bay	31	16	1	.656	1336	1112
San Francisco	31	16	1	.656	1109	885
Baltimore	28	20	0	.583	1127	998
Dallas	28	20	0	.583	1282	1184

HIGHEST WINNING PERCENTAGE SINCE 2013

TEAM	W	L	T	PCT.	PF	PA
Denver	25	7	0	.781	1088	753
Seattle	25	7	0	.781	811	485
New England	24	8	0	.750	912	651
Indianapolis	22	10	0	.688	849	705
Cincinnati	21	10	1	.672	795	649
Arizona	21	11	0	.656	689	623
Green Bay	20	11	1	.641	903	776

MOST POINTS SCORED SINCE 2011

Team	Points
New England	1982
Green Bay	1896
Denver	1878
New Orleans	1823
Dallas	1651
Philadelphia	1592
Detroit	1562
Atlanta	1555
Seattle	1544

MOST POINTS SCORED SINCE 2012

Team	Points
Denver	1569
New England	1469
Green Bay	1336
Dallas	1282
New Orleans	1276
Seattle	1223
Indianapolis	1206
Philadelphia	1196
Cincinnati	1186

MOST POINTS SCORED SINCE 2013

Team	Points
Denver	1088
Philadelphia	916
New England	912
Dallas	906
Green Bay	903
Indianapolis	849
New Orleans	815
Pittsburgh	815



INSIDE

The Numbers

BY THE NUMBERS

2

Stephen Gostkowski executed a successful onside kick in a victory vs. Cleveland (12/8/13) for only the second time in team history. The first came when Jim Lee Hunt recovered a Gino Cappelletti kick at the end of the first half in a 26-10 win vs. the NY Jets (9/27/64).

3

Jonas Gray is the third player in NFL history to have at least 37 carries, 200 yards rushing and four rushing touchdowns in a single game, joining Mike Anderson of Denver in 2000 and Corey Dillon of Cincinnati in 1997. Gray gained 201 yards rushing on 37 carries with four touchdowns in the win at Indianapolis on Nov. 16.

3

The Patriots have three players who have brothers that also play in the NFL - Chandler Jones (Arthur Jones/Indianapolis), Devin McCourty (Jason McCourty/Tennessee) and Shane Vereen (Brock Vereen/Chicago).

3

The Patriots scored three touchdowns in a 57-second span vs. Chicago on Oct. 26. The Patriots are one of three teams to score three touchdowns in under a minute since the 1970 merger, and are the only team to have achieved the feat twice.

4

The Patriots scored 31 points in the second quarter of the 51-23 win vs. Chicago (10/26/14), marking the fourth time in team history that the team has scored 30 or more points in a quarter.

5

The Patriots became the first team in NFL history in 2014 to earn five straight first round byes. Dallas and San Francisco earned four straight byes from 1992 through 1995.

5

The Patriots blocked five total kicks in 2014 with four field goals and one punt and returned two of the blocked field goals for touchdowns.

5

The Patriots finished with a 12-4 record in 2014. It is the ninth time in team history that the team won 12 or more wins and the fifth straight season that the team has had 12 or more wins.

6

The Patriots closed out the 2014 season with six straight games without allowing a second-half touchdown. The Patriots allowed 12 total points in the second half in those six games.

10

The Patriots lead the NFL with 10 first round byes since the current NFL playoff format was instituted in 1990.

14

The Patriots have gone 14 straight seasons without being swept by a division opponent, the longest such streak since the 1970 NFL merger.

40-1

Since 2000, the Patriots are 40-1 when a Patriots player eclipses 100 yards rushing. The only loss during the Bill Belichick era was on Dec. 20, 2004 in a 29-28 Miami win. Since then, the Patriots are 27-0 with a 100-yard rusher.

42-10

Since realignment in 2002, the Patriots have the best inter-conference record in the NFL.

53

Rob Gronkowski and Tom Brady have connected on 53 touchdown passes. It is the second-most connections between a quarterback and a tight end in NFL history.

66

The Patriots scored 66 points in the final two minutes of the first half in 2014, the most in the NFL.

74

The Patriots have won 74 straight home games when leading at halftime, adding to their NFL record. The last time the Patriots lost at home after leading at halftime was on Dec. 24, 2000, vs. Miami when they lost 27-24 after leading 21-17 at halftime.

TOM BRADY BY THE NUMBERS

5

Brady is tied with John Elway as the only quarterback to lead his team to five conference titles. Brady needs to play in one more Super Bowl to match DL Mike Lodish for the most Super Bowls played. Lodish played in six (four with Buffalo and two with Denver).

TOM BRADY BY THE NUMBERS (continued)

8

Brady tied an NFL record with his eighth start in a Conference Championship Game in 2013, joining Charlie Waters and Jack Reynolds.

12

The number of division championships by Tom Brady, the most division titles ever by a quarterback. Peyton Manning is second with 11.

14

The longest streak of consecutive pass completions by Brady in a regular season game (Dec. 27, 2009 vs. Jacksonville).

16

Brady set a Super Bowl record with 16 straight pass completions in Super Bowl XLVI vs. the New York Giants.

45

The number of times Brady has led his team to victory following a fourth-quarter deficit or tie after overcoming a 13-10 deficit in the win at N.Y. Jets (12/21).

85.7

Brady is 48-8 in his career in December and has the best win percentage in December for any quarterback since the merger in 1970.

92.3

The percent of quarterback keepers converted by Brady (96 of 104) for first downs (71-of-75 on third-and-2 or less and 25-of-29 on fourth-and-2 or less).

160

Brady has 160 career regular-season wins with the Patriots, tied with Brett Favre (GB) for the most wins by a quarterback with one team. Peyton Manning is second with 141 wins with Indianapolis.

THE KRAFT ERA

3

The number of Super Bowl championships the Patriots have won since Robert Kraft purchased the team in 1994. That mark is the highest total in the NFL over that span.

6

The number of conference championships the Patriots have won since Robert Kraft purchased the team in 1994. That mark is the highest total in the NFL over that span. Pittsburgh is second with four conference titles since 1994.

14

The number of division championships won by the Patriots since Kraft purchased the team in 1994.

16

The number of playoff seasons earned by the Patriots in the 21 seasons since Robert Kraft purchased the team.

33

The number of playoff games the Patriots have appeared in since 1994, the most in the NFL. Green Bay has the second most with 29.

226

The number of consecutive home games that have been sold out, including all playoff and preseason games dating back to the 1994 season opener.

250

The number of games the Patriots have won since Robert Kraft purchased the franchise in 1994. Prior to Kraft's ownership, the team had won 225 total games in its entire history from 1960-93.

THE BELICHICK ERA

4

Bill Belichick is the first coach to lead his team to four 500-point seasons (2007, 2010, 2011, 2012).

4

Bill Belichick (230) passed Curly Lambeau (229) for sole possession of fourth place on the NFL wins list.

6

Bill Belichick (211) is one of six NFL coaches with at least 200 regular season wins.

8

Belichick has been a part of eight Super Bowls overall, including five as a head coach and three as an assistant coach.

12

The number of 11-win seasons by Bill Belichick, second to Don Shula's 13.



PATRIOTS

2014 Pro Bowl Selections


FIVE PATRIOTS SELECTED TO NFL PRO BOWL SQUAD



Tom Brady
10th Selection



Stephen Gostkowski
3rd Selection



Rob Gronkowski
3rd Selection



Darrelle Revis
6th Selection



Matthew Slater
4th Selection

Five members of the New England Patriots have been selected to the 2014 NFL Pro Bowl. QB Tom Brady, K Stephen Gostkowski, TE Rob Gronkowski, CB Darrelle Revis and WR Matthew Slater (special teams) have been selected to represent the New England Patriots in the 2015 NFL Pro Bowl on Jan. 25, 2015 at University of Phoenix Stadium in Glendale, Ariz., site of Super Bowl XLIX.

Brady was named to the Pro Bowl for the 10th time, the most Pro Bowl selections in team history. He was tied with Patriots and Pro Football Hall of Famer John Hannah with nine selections. It is Brady's sixth consecutive selection to the all-star game. He was voted to the Pro Bowl after each of the following seasons: 2001, 2004, 2005, 2007, 2009, 2010, 2011, 2012, 2013 and now, 2014. Brady finished the season with 4,109 yards and 33 touchdown passes. He joined Drew Brees (9) and Peyton Manning (14) as the only NFL players to have at least seven seasons with 4,000 passing yards. Brady also guided the Patriots to their 12th division title of his career, the most by a quarterback in NFL history.

Gostkowski was named to the Pro Bowl for the third time in his career and for the second straight season. He finished the season with an NFL-leading 156 points. He also led the NFL in points in 2008, 2012 and 2013, becoming just the third player to lead the NFL in points in at least four seasons. Gostkowski became the Patriots' all-time leading scorer vs. Miami (12/14) and currently has 1,179 career points. He was 35-of-37 on field goals in 2014 for a 94.6 field goal percentage, the highest field goal percentage in team history for a season.

Gronkowski was named to the Pro Bowl for the third time after being selected to the Pro Bowl in 2011 and 2012. He led all NFL tight ends in 2014 with 1,124 yards on 82 receptions with 12 touchdowns. He became the first tight end in NFL history with four seasons of 10 or more touchdowns. He is the second tight end in NFL history to have two 1,000-yard and 10-plus touchdowns in a single season.

Revis was named to his sixth career Pro Bowl and his sixth Pro Bowl in the last seven seasons. He was previously voted to the Pro Bowl following the 2008, 2009, 2010, 2011, 2013 seasons. Revis leads the NFL with 123 passes defensed since he entered the NFL in 2007. He played a key role in a Patriots defense that is ranked 13th overall and eighth in the NFL by allowing just 19.6 points per game.

Slater earned his fourth consecutive Pro Bowl selection. A productive member of the Patriots special teams units since joining the squad as a fifth-round draft pick out of UCLA in 2008, Slater has become a leader after being voted special teams captain each of the last four years. He has now led the Patriots in special teams tackles for four of the last five seasons, including a team-high 14 in 2014.



PRO BOWL



SEASON RANKINGS

2014 Team & Individual

TEAM OFFENSE

CATEGORY	STAT	LEAGUE/YEAR	RANK
Points	468	NFL in 2014	4th
Points	468	Team History	5th
First Downs	361	NFL in 2014	T-4th
First Downs	361	Team History	6th
3rd Down Conversions	98	NFL in 2014	T-3rd
3rd Down Conversions	98	Team History	T-5th
3rd Down Percentage	44.3	NFL in 2014	6th
Touchdowns	52	Team History	T-5th
Touchdowns	52	NFL in 2014	6th
Total Yards	5,848	Team History	7th
Passing Yards	4,121	Team History	6th
Passing Yards	4,121	NFL in 2014	9th
Passing First Downs	228	NFL in 2014	5th
Passing First Downs	228	Team History	5th
Pass Completions	392	Team History	5th
Pass Completions	392	NFL in 2014	8th
Passer Rating	97.5	NFL in 2014	5th
Passer Rating	97.5	Team History	6th
Touchdown Passes	34	Team History	T-4th
Touchdown Passes	34	NFL in 2014	5th
Completion Percentage	64.4	Team History	6th
Turnovers	13	NFL in 2014	T-1st
Turnovers	13	Team History	2nd
Turnover Differential	Plus-12	NFL in 2014	T-2nd
Red Zone TD Pct.	.582	NFL in 2014	9th

TOM BRADY

CATEGORY	STAT	LEAGUE/YEAR	RANK
Passer Rating	97.4	NFL in 2014	5th
Passer Rating	97.4	Team History	5th
Passing Touchdowns	33	Team History	5th
Passing Touchdowns	33	NFL in 2014	T-5th
Pass Completions	373	Team History	T-6th
Pass Completions	373	NFL in 2014	9th
Pass Attempts	582	Team History	8th
Pass Attempts	582	NFL in 2014	10th
Passing Yards	4,109	Team History	8th
Passing Yards	4,109	NFL in 2014	10th
Interception Percentage	1.5	Team History	4th
Interception Percentage	1.5	NFL in 2014	5th
Passing 1st Downs	220	Team History	6th
Passing 1st Downs	220	NFL in 2014	7th

TEAM DEFENSE

CATEGORY	STAT	LEAGUE/YEAR	RANK
Points Allowed	313	NFL in 2014	8th
Rushing TDs Allowed	6	Team History	T-2nd
Rushing TDs Allowed	6	NFL in 2014	T-2nd
Rushing Yards Allowed	1,669	NFL in 2014	9th
Opp. Completion Percentage	59.6	NFL in 2014	8th
Opp. Passer Rating	84.0	NFL in 2014	10th
4th Down Percentage	34.8	NFL in 2014	6th
Red Zone TD Pct.	.478	NFL in 2014	T-6th

JAMIE COLLINS

CATEGORY	STAT	LEAGUE/YEAR	RANK
Forced Fumbles	4	NFL in 2014	T-3rd
Forced Fumbles	4	Team History	T-4th
Interceptions	2	Linebackers in 2014	T-3rd

STEPHEN GOSTKOWSKI

CATEGORY	STAT	LEAGUE/YEAR	RANK
Points	156	NFL in 2014	1st
Points	156	Team History	2nd
Points	156	NFL History	7th
Field Goals Made	35	NFL in 2014	1st
Field Goals Made	35	Team History	3rd
Field Goal Percentage	94.6	Team History	1st
Field Goal Percentage	94.6	NFL in 2014	2nd
Field Goals Attempted	37	NFL in 2014	T-3rd
Field Goals Attempted	37	Team History	T-7th
Extra Points Made	51	NFL in 2014	4th
Extra Points Made	51	Team History	T-4th
Field Goals 40+ Yards	13	Team History	2nd
Field Goals 40+ Yards	13	NFL in 2014	T-2nd

ROB GRONKOWSKI

CATEGORY	STAT	LEAGUE/YEAR	RANK
Receiving Yards	1,124	Tight Ends in 2014	1st
Receiving Yards	1,124	Tight Ends, Team History	3rd
Receiving Yards Per Game	74.9	Tight Ends in 2014	1st
Receiving Yards Per Game	74.9	Tight Ends, Team History	2nd
Receiving Touchdowns	12	Tight Ends in 2014	T-1st
Receiving Touchdowns	12	Team History	T-4th
Receiving Touchdowns	12	NFL in 2014	T-4th
Receiving Touchdowns	12	Tight Ends, NFL History	T-6th
Receptions	82	Tight Ends in 2014	4th
Receptions	82	Tight Ends, Team History	T-4th
Receptions Per Game	5.5	Tight Ends in 2014	2nd
Receptions Per Game	5.5	Tight Ends, Team History	4th
Receiving 1st Downs	60	Tight Ends in 2014	1st
Receiving 1st Downs	60	NFL in 2014	T-8th
Receiving 1st Downs	60	Team History	9th
25+ Yard Receptions	10	Tight Ends in 2014	1st
25+ Yard Receptions	10	Tight Ends, Team History	T-1st
25+ Yard Receptions	10	Tight Ends, NFL History	T-8th

SHANE VEREEN

CATEGORY	STAT	LEAGUE/YEAR	RANK
Receptions	52	Running Backs, Team History	T-4th
Receptions	52	Running Backs in 2014	5th
Receiving Yards	447	Running Backs in 2014	5th
Receiving Yards	447	Running Backs, Team History	10th
Receiving Touchdowns	3	Running Backs in 2014	T-8th
Receiving Touchdowns	3	Running Backs, Team History	T-10th
Receiving 1st Downs	24	Running Backs, Team History	2nd
Receiving 1st Downs	24	Running Backs in 2014	4th
25+ Yard Receptions	4	Running Backs, Team History	T-1st
25+ Yard Receptions	4	Running Backs in 2014	T-3rd

JULIAN EDELMAN

CATEGORY	STAT	LEAGUE/YEAR	RANK
Receptions	92	NFL in 2014	8th
Receptions Per Game	6.6	NFL in 2014	5th
Receptions Per Game	6.6	Team History	7th
Punt Return Average	12.0	NFL in 2014	2nd
Punt Return Average	12.0	Team History	8th
Punt Return Long	84t	NFL in 2014	2nd
Punt Return Long	84t	Team History	5th
Punt Return Touchdowns	1	NFL in 2014	T-3rd

MATTHEW SLATER

CATEGORY	STAT	LEAGUE/YEAR	RANK
Special Teams Tackles	14	NFL in 2014	T-3rd



BILL BELICHICK

NEWS & NOTES



20TH SEASON AS HEAD COACH • 40TH NFL SEASON

Overall Record: 230-118 (.661) • **Regular Season:** 211-109 (.659) • **Postseason:** 19-9 (.679)

With Patriots overall (2000-14): 193-73 (.726)

Super Bowl Titles: 5 (86, 90, 01, 03, 04) • **Conf. Titles:** 8 (86, 90, 96, 01, 03, 04, 07, 11)

Division Titles: 18 (75, 78, 86, 89, 90, 96, 98, 01, 03, 04, 05, 06, 07, 09, 10, 11, 12, 13, 14)

Bill Belichick is the only head coach in NFL history to win three Super Bowl titles in a four-year span. He has won more regular season games (123) and more games overall (136) during a 10-year stretch (2002-2011) than any other coach in NFL history. In the 2007 season, Belichick led the Patriots to the fourth undefeated and untied regular season in NFL history and the first since the NFL established a 16-game schedule in 1978. His 40 consecutive years as an NFL coach are second in NFL history to 42 by Pittsburgh defensive coordinator Dick LeBeau.



AMONG THE GREATS

Bill Belichick has recorded 230 career wins, which is fourth all-time in NFL history. Belichick owns a career winning percentage of .661, which is third all-time, behind George Halas (.682) and Don Shula (.667).

TOP WINNING PERCENTAGE AMONG HEAD COACHES WITH AT LEAST 160 WINS (INCL. POSTSEASON)

HEAD COACH	TEAM(S)	YEARS	W	L	T	PCT.
George Halas	CHI	1920-29, 33-41, 46-55, 58-67	324	151	31	.682
Don Shula	BAL/MIA	1963-95	347	173	6	.667
BILL BELICHICK	CLE/NE	1991-95, 00-14	230	118	0	.661
Curly Lambeau	GB/CHI/WAS	1921-53	229	134	22	.630

NOTE: Winning percentage calculated using current NFL rules, counting a tie as a half-win, half-loss.

MOVING ON UP

Bill Belichick is in fourth place on the NFL wins list with 230 career wins.

MOST WINS NFL COACHES

HEAD COACH	TEAM(S)	YEARS	W	L	T
Don Shula	BAL/MIA	1963-95	347	173	6
George Halas	CHI	1920-29, 33-41, 46-55, 58-67	324	151	31
Tom Landry	DAL	1960-88	270	178	6
BILL BELICHICK	CLE/NE	1991-95, 00-14	230	118	0
Curly Lambeau	GB/CHI/WAS	1921-53	229	134	22

NOTE: Winning percentage calculated using current NFL rules, counting a tie as a half-win, half-loss.

A WINNING EXTENSION

Bill Belichick has led the Patriots to a winning record for 14 consecutive seasons (2001-2014). The only other NFL coach to have at least 10 consecutive winning seasons with one team since the 1970 merger was Tom Landry, who led the Dallas Cowboys to 16 consecutive winning seasons (1970-1985).

BETTER THAN AVERAGE

Bill Belichick has led the Patriots to 14 straight winning seasons (2001-2014). Belichick's 14 straight winning seasons are tied for second all-time with Curly Lambeau (1934-47), behind 20 by Tom Landry (1966-85).

MOST CONSECUTIVE SEASONS WITH A WINNING RECORD

HEAD COACH	TEAM	YEARS
Tom Landry	Dallas	20 - 1966-1985
Bill Belichick	New England	14 - 2001-2013
Curly Lambeau	Green Bay	14 - 1934-1947
Curly Lambeau	Green Bay	12 - 1921-1932
George Halas	Chicago	10 - 1933-1942
John Madden	Oakland	10 - 1969-1978

CAREER MILESTONE FOR BELICHICK

Belichick (211) reached 200 career regular-season wins with the victory over Minnesota (9/14/14) to become just the sixth NFL head coach to achieve that feat, joining Don Shula (328), George Halas (318), Tom Landry (250), Curly Lambeau (226) and Marty Schottenheimer (200).

NUMBER OF GAMES TO 200 REGULAR SEASON WINS

282 Don Shula
288 George Halas
300 Curly Lambeau
306 Bill Belichick
319 Tom Landry
327 Marty Schottenheimer

Head Coach	Teams	W-L-T (regular season)
Don Shula	Colts/Dolphins	328-156-6
George Halas	Bears	318-148-6
Tom Landry	Cowboys	250-162-6
Curly Lambeau	Packers/Cardinals/Redskins	226-132-22
Bill Belichick	Browns/Patriots	211-109-0



BILL BELICHICK

NEWS & NOTES

MANNING ON BELICHICK

Peyton Manning on Bill Belichick

"Coach Belichick is the best coach that I've ever competed against. I think it's safe to say he'll go down as the greatest NFL coach of all-time. His teams are always well-coached, always well-disciplined, and you know it's going to be a 60-minute fight. To me, that speaks to his coaching."

ELITE COMPANY

Bill Belichick is one of nine NFL head coaches to win three or more championships since the league began postseason play in 1933, but the only one to win three in four years. Belichick joined an exclusive club in which each of the eight other members has been enshrined in the Pro Football Hall of Fame.

HEAD COACHES WITH THREE OR MORE NFL TITLES (Listed alphabetically)

HEAD COACH	CHAMPIONSHIP TEAM(S)
Bill Belichick	Patriots (SB XXXVI, XXXVIII, XXXIX)
Paul Brown	Cleveland Browns (1950, 54, 55)
Weeb Ewbank	Baltimore Colts, N.Y. Jets (1958, 59, SB III)
Joe Gibbs	Washington Redskins (SB XVII, XXII, XXVI)
George Halas	Chicago Bears (1921, 33, 40, 41, 46, 63)
Curly Lambeau	Green Bay Packers (1929, 30, 31, 36, 39, 44)
Vince Lombardi	Green Bay Packers (1961, 62, 65, SB I, II)
Chuck Noll	Pittsburgh Steelers (SB IX, X, XIII, XIV)
Bill Walsh	San Francisco 49ers (SB XVI, XIX, XXIII)

BELICHICK'S PATRIOTS RENAISSANCE

Once head coach Bill Belichick implemented his coaching design on the Patriots, his approach has given him the best record of any NFL head coach who has coached over 40 games since 2001 (including the postseason).

NFL COACHES' RECORDS SINCE 2001

COACH	TEAM	W	L	T	PCT.
Bill Belichick	New England	188	62	0	.752
Tony Dungy	Tampa Bay/Indianapolis	101	41	0	.711
Jim Harbaugh	San Francisco	49	22	1	.688
Bill Cowher	Pittsburgh	70	35	1	.665
John Harbaugh	Baltimore	82	44	0	.651
Mike McCarthy	Green Bay	100	54	1	.648
Mike Tomlin	Pittsburgh	87	50	0	.635
Sean Payton	New Orleans	86	52	0	.623

ABOVE THE CENTURY MARK

Bill Belichick has an overall record of 230-118. He joins Don Shula and George Halas as the only coaches with 100 more wins than losses.

MOST WINS NFL COACHES

HEAD COACH	TEAM(S)	RECORD
Don Shula	BAL, MIA	347-173-6
George Halas	Chicago	324-151-31
Bill Belichick	CLE, NE	230-118-0

500+ FOR THREE STRAIGHT YEARS

Bill Belichick is the first head coach in NFL history to lead a team to three straight 500-point seasons (2010-2012). The Patriots are the first franchise in NFL history to score 500 or more points in four seasons (2007-589, 2010-518, 2011-513 and 2012-557). St. Louis is the only other team to have done it three times (1999-526, 2000-540, 2001-503).

SUPER SUCCESS

Bill Belichick is one of just four head coaches to win three Super Bowl championships and the only coach to win three Super Bowls in the post-1993 salary cap era.

MOST SUPER BOWL VICTORIES

HEAD COACH	TEAM	TITLES	SEASONS
Chuck Noll	Pittsburgh	4	1974, 1975, 1978, 1979
Bill Belichick	New England	3	2001, 2003, 2004
Joe Gibbs	Washington	3	1982, 1987, 1991
Bill Walsh	San Francisco	3	1981, 1984, 1988

NOTE: Sorted by most recent championship. Super Bowls have determined NFL champion since 1966.

PLAYOFF SUCCESS

MOST PLAYOFF WINS BY AN NFL HEAD COACH

HEAD COACH	TEAM(S)	WINS
Tom Landry	Dallas Cowboys	20
Bill Belichick	Cleveland Browns, NE Patriots	19
Don Shula	Baltimore Colts, Miami Dolphins	19
Joe Gibbs	Washington Redskins	17
Chuck Noll	Pittsburgh Steelers	16

11 ON 12

Bill Belichick now has twelve 11-win seasons, including 11 with the Patriots. Don Shula is the only coach that has more with thirteen 11-win seasons.

NFL HEAD COACHES WITH THE MOST 11-WIN SEASONS

Don Shula	13
Bill Belichick	12
Tom Landry	10



BILL BELICHICK

NEWS & NOTES

POSTSEASON PROWESS

BEST POSTSEASON RECORDS IN NFL HISTORY (minimum of 10 games)

COACH	TEAM(S)	W	L	PCT.
Vince Lombardi	GB/VAS	9	1	.900
Tom Flores	Oakland	8	3	.727
Bill Walsh	San Francisco	10	4	.714
Joe Gibbs	Washington	17	7	.708
Jimmy Johnson	DAL/MIA	9	4	.692
John Harbaugh	Baltimore	9	4	.692
Bill Belichick	CLE/NE	19	9	.678

MOST POSTSEASON GAMES AS A HEAD COACH

HEAD COACH	GAMES
Tom Landry (Dallas)	36
Don Shula (Baltimore/Miami)	36
Bill Belichick (Cleveland/New England)	28

3X COACH OF THE YEAR

The Associated Press named Bill Belichick the NFL's Coach of the Year in 2010, the third time that Belichick earned the honor. He was also named Coach of the Year following the 2003 and 2007 seasons, joining Don Shula (4-time winner) and Chuck Knox as the only three-time winners.

BELICHICK ADDED TO HIS RECORD IN 2014

Bill Belichick has coached the Patriots to 12 straight seasons with 10 or more wins after reaching his 10th win of the 2014 season at San Diego (12/7/14), adding to his NFL record streak. In 2011, Belichick became the first coach in NFL history with nine straight seasons with at least 10 victories. George Seifert has the second most consecutive 10-win seasons with eight from 1989-1996 for San Francisco.

DIVISION TITLES RECORD

Bill Belichick guided the Patriots to the AFC East title in 2014. His 12 division titles are the most by a head coach since the 1970 merger. Don Shula is second with 11 division titles since the merger.

FIRST WITH 14 WINS IN 4 SEASONS

Bill Belichick guided the Patriots to an NFL-best 14-2 record in 2010, becoming the first head coach ever to win at least 14 regular-season games in four separate seasons. Only four other coaches — San Francisco's George Seifert (3), Washington's Joe Gibbs (2), Chicago's Mike Ditka (2) and Miami's Don Shula (2) — have more than one 14-win season.

EIGHT SB APPEARANCES ARE A RECORD

Belichick has been a part of eight Super Bowls during his coaching career, the most in NFL history.

MOST SUPER BOWL APPEARANCES AS A HEAD COACH OR ASSISTANT

HEAD COACH	SUPER BOWLS
Bill Belichick	8 (five as a head coach)
Dan Reeves	7 (four as a head coach)
Don Shula	6 (six as head coach)
Tom Landry	5 (five as a head coach)
Chuck Noll	5 (four as a head coach)
Marv Levy	5 (four as a head coach)

GOOD IN DECEMBER

Bill Belichick is 54-10 (.844) in December with New England, the best record in December among head coaches with one team in NFL history (min. 25 games). George Seifert is second (27-6, .818).

8 CONFERENCE CHAMPIONSHIP GAMES

Bill Belichick reached his eighth conference championship game as a head coach in 2013, second to the 10 by Tom Landry.

Head Coach	Conference Championships
Tom Landry	10
Bill Belichick	8
Don Shula	7
Chuck Noll	7
John Madden	6
Bill Cowher	6

PATRIOTS





TOM BRADY

NEWS & NOTES



CAREER NOTES

Tom Brady has quarterbacked the Patriots to victories in 160 of his 207 career regular season starts, compiling a .773 winning percentage and giving him the best record of any quarterback in the Super Bowl era (since 1966). Brady's 155 career wins in his first 200 starts are the most in NFL history. Peyton Manning is second with 136 wins in his first 200 career starts.

RECORDING SUCCESS

TOP WINNING PERCENTAGE IN SUPER BOWL ERA (Since 1966, Minimum 50 Starts, Regular Season Only)

PLAYER	TEAM(S)	YEARS	W	L	T	PCT.
TOM BRADY	NE	2000-14	160	47	0	.773
Roger Staubach	DAL	1969-79	85	29	0	.746
Joe Montana	SF/KC	1979-94	117	47	0	.713

ACTIVE QUARTERBACKS WINNING PERCENTAGE (Minimum 32 Starts [two full seasons], Regular Season Only)

QUARTERBACK	TEAM(S)	W	L	T	PCT.
TOM BRADY	NE	160	47	0	.773
Russell Wilson	SEA	36	12	0	.750
Peyton Manning	IND/DEN	179	77	0	.699
Andrew Luck	IND	33	15	0	.688
Aaron Rodgers	GB	70	33	0	.680
Ben Roethlisberger	PIT	106	52	0	.671
Joe Flacco	BAL	72	40	0	.643
Colin Kaepernick	SG	25	14	0	.641
Andy Dalton	CIN	40	23	1	.633
Philip Rivers	SD	88	56	0	.611

EIGHT AFC CHAMPIONSHIP GAME APPEARANCES

The Patriots secured their eighth conference championship appearance in the Tom Brady - Bill Belichick era (since 2001 with Brady starting at QB) in 2013. By omitting the season Brady missed due to injury in 2008, the Patriots have made eight title games in 12 seasons with Brady as the starter.

FIVE 30-TD SEASONS

Brady has five 30-touchdown seasons overall. The only other Patriots quarterback to have a 30-touchdown season was Vito "Babe" Parilli in 1964 when he led the AFL with 31. Brady is the fourth quarterback in NFL history to have 30 or more touchdown passes in at least five seasons and the fifth quarterback in NFL history with three or more straight seasons with 30 or more touchdowns.

MOST SEASONS WITH 30-PLUS TOUCHDOWN PASSES

Brett Favre	9
Peyton Manning	9
Drew Brees	7
TOM BRADY	5
Dan Marino	4
Aaron Rodgers	4
Tony Romo	4
Philip Rivers	4
Kurt Warner	3

THREE OR MORE STRAIGHT 30 TOUCHDOWN SEASONS

Drew Brees	7 (2008-2014)
Brett Favre	5 (1994-98)
Peyton Manning	5 (2009-10, 12-14)
TOM BRADY	3 (2010-2012)
Dan Marino	3 (1984-86)

300-YARD AVG. IN THREE SEASONS

Brady averaged 301.7 yards per game in 2012. Brady (300.4 in 2007 and 327.2 in 2011) joins Drew Brees as the first NFL players to average 300 yards per game in at least three seasons.

MOST SEASONS AVERAGING 300 OR MORE YARDS PER GAME

- 5 Drew Brees (2014, 2013, 2012, 2011, 2008) • **3 Tom Brady (2012, 2011, 2007)** • 2 Dan Fouts (1982, 1981)

PILING UP THE WINS

Brady earned his 150th career win vs. Oakland (09/21/14) and is one of three NFL quarterbacks with at least 150 wins as a starter.

MOST CAREER WINS AS A STARTER (Regular season only)

RK	NAME	W	L	T	PCT.
1.	Brett Favre	186	112	0	.624
2.	Peyton Manning	179	77	0	.699
3.	Tom Brady	160	47	0	.773
4.	John Elway	148	82	1	.643
5.	Dan Marino	147	93	0	.613
6.	Fran Tarkenton	124	109	6	.531
7.	Johnny Unitas	119	64	4	.647
8t.	Joe Montana	117	47	0	.713
8t.	Drew Brees	117	84	0	.582
10.	Terry Bradshaw	107	51	0	.677
11.	Ben Roethlisberger	106	52	0	.671
12.	Warren Moon	102	101	0	.510

BRADY ONE OF SEVEN

NFL RECORD FOR MOST PASSING YARDS PER GAME (Minimum 50 Games)

PLAYER	TEAM	YARDS/GAME
Matthew Stafford	DET	282.0
Drew Brees	SD/NO	277.4
Peyton Manning	IND/DEN	272.2
Kurt Warner	STL/ARI	260.8
Aaron Rodgers	GB	259.8
Matt Ryan	ATL	256.1
Tom Brady	NE	254.8
Dan Marino	Miami	253.6



TOM BRADY

NEWS & NOTES

THREE 35-TD SEASONS

Brady is one of five NFL players to have at least 35 touchdown passes in three different seasons. Brady had 33 touchdowns in 2014.

QBS WITH THE MOST 35+ PASSING TOUCHDOWNS IN NFL HISTORY

PLAYER	35+ TD SEASONS
Peyton Manning	4 (49 in 2004, 37 in 2012, 55 in 2013, 39 in 2014)
Tom Brady	3 (50 in 2007, 36 in 2010 and 39 in 2011)
Brett Favre	3 (38 in 1995, 39 in 1996 and 35 in 1997)
Drew Brees	3 (46 in 2011, 43 in 2012 and 39 in 2013)
Aaron Rodgers	3 (45 in 2011, 39 in 2012 and 38 in 2014).

ECLIPSING 3K

Brady once again reached 3,000 yards in 2014 for his 12th 3,000-yard season.

NFL RECORD FOR MOST 3,000-YARD SEASONS

18	Brett Favre
16	Peyton Manning
13	Dan Marino
12	John Elway
12	Drew Brees
12	Tom Brady

BRADY AT 4,000

Brady (4,109) reached 4,000 passing yards for the seventh time in his career in 2014. He joins Peyton Manning (14) and Drew Brees (9) as the only quarterbacks with at least seven 4,000-yard seasons.

ALL-TIME 4,000 YARD PASSING SEASONS

14	Peyton Manning
9	Drew Brees
7	Tom Brady
6	Dan Marino
6	Brett Favre
6	Philip Rivers
5	Aaron Rodgers

Additionally, Brady owns seven of the nine 4,000-yard passing seasons in team history

PATRIOTS TOP PASSING YARDS/SEASON

Yards	Player	Year
5,235	Tom Brady	2011
4,827	Tom Brady	2012
4,806	Tom Brady	2007
4,555	Drew Bledsoe	1994
4,398	Tom Brady	2009
4,343	Tom Brady	2013
4,110	Tom Brady	2005
4,109	Tom Brady	2014
4,086	Drew Bledsoe	1996

22 CAREER 4-TD GAMES

Brady has thrown four or more touchdowns in a game 22 times with 17 four-touchdown games, three five-touchdown games and two six-touchdown games. The Patriots are 21-1 when Brady throws four or more TD passes.

MOST GAMES WITH 4+ TOUCHDOWN PASSES

PLAYER	4+ TD GAMES
1. Peyton Manning	35
2. Drew Brees	26
3. Brett Favre	23
4. Tom Brady	22
5. Dan Marino	21
6. Johnny Unitas	17

MOST GAMES WITH 4+ TDS AND NO INTERCEPTIONS

PLAYER	GAMES
1. Peyton Manning	18
2. Drew Brees	18
3. Tom Brady	17
4. Brett Favre	12

SIX FOR SIX-PLUS

Brady has thrown six touchdowns in a game two times and is one of six NFL players to have thrown at least six touchdowns in a game two times. Brady threw six touchdowns at Miami (10/21/07) and vs. Tennessee (10/18/09).

NFL PLAYERS WITH AT LEAST TWO 6+TD GAMES

PLAYER	6+ TD GAMES
Peyton Manning	3 (2 6 TD games and 1 7 TD Game)
George Blanda	2 games with 7 touchdowns
Y.A. Tittle	2 (1 game with 7 and 1 with 6 TDs)
Tom Brady	2 games with 6 touchdowns
Charley Johnson	2 games with 6 touchdowns
Ben Roethlisberger	2 games with 6 touchdowns
Aaron Rodgers	2 games with 6 touchdowns



50,000 YARDS

Tom Brady (53,258) became the sixth NFL quarterback to reach 50,000 passing yards in the win vs. Cincinnati on Oct. 5, 2014. He moved past John Elway into fifth place all-time in the win vs. Denver on Nov. 2.

Player	Passing yards
1. Brett Favre	71,838
2. Peyton Manning	69,691
3. Dan Marino	61,361
4. Drew Brees	56,033
5. Tom Brady	53,258
6. John Elway	51,475
7. Warren Moon	49,325
8. Fran Tarkenton	47,003
9. Vinny Testaverde	46,233
10. Drew Bledsoe	44,611

FRANCHISE LEADING PASSER

PATRIOTS ALL-TIME LEADING PASSERS

PLAYER	YEARS	ATT	COMP	YARDS
Tom Brady	2000-14	7,168	4,551	53,258
Drew Bledsoe	1993-01	4,518	2,544	29,657
Steve Grogan	1975-90	3,593	1,879	26,886

MOST CAREER TOUCHDOWN PASSES

Brady is one of five NFL players with at least 390 career touchdowns.

MOST CAREER TOUCHDOWN PASSES

(regular season only) Bold indicates active players

RANK	NAME	TOUCHDOWNS
1.	Peyton Manning	530
2.	Brett Favre	508
3.	Dan Marino	420
4.	Drew Brees	396
5.	Tom Brady	392
6.	Fran Tarkenton	342
7.	John Elway	300
8.	Warren Moon	291
9.	Johnny Unitas	290
10.	Vinny Testaverde	275



TOM BRADY

NEWS & NOTES

BRADY RACKS UP PASSING YARDS

Brady has 64 NFL games with 300 or more yards passing and the Patriots are 53-11 in those games. He is one of five players with sixty 300-yard games.

NFL QUARTERBACK 300-YARD GAMES (*ACTIVE)

PLAYER 300-YARD GAMES

Peyton Manning*	91
Drew Brees*	86
Tom Brady*	64
Dan Marino	63
Brett Favre	62
Kurt Warner	52
Dan Fouts	51
Warren Moon	49
Tony Romo*	45

Brady had a career-best eleven 300-yard games in the 2011 season, tied for third in NFL history behind Drew Brees (13 in 2011) and Peyton Manning (12 in 2013).

TOM BRADY'S RECORD AS A STARTER

	REG. SEASON	PLAYOFFS	TOTAL
Overall	160-47	18-8	178-55
Home:	90-14	12-3	102-17
Road:	70-33	6-5*	76-38

By Yardage Total

Less than 200:	35-15	4-1	39-16
200-299:	72-21	10-5	82-26
300 or more:	53-11	4-2	57-13

Other Records

On Artificial Turf:	96-14	8-5	104-19
Temp Below 40:	34-5	10-2	44-7
Thanksgiving or later:	61-13	18-8	79-21
Leading at Halftime:	122-15	13-4	135-19
Leading after 3 Qtrs:	131-8	12-3	143-11
Overtime:	9-2	1-0	10-2
Passer rating >100.0:	88-6	8-0	96-6

*Includes five Super Bowls at neutral sites

TOP QB HOME STARTING RECORDS (MIN. 50 STARTS) SINCE 1970 MERGER (INCLUDES POSTSEASON)

PLAYER	TEAM(S)	W	L	T	PCT.
Tom Brady	NE	102	17	0	.857
Terry Bradshaw	PIT	75	14	0	.843
John Elway	DEN	104	25	0	.806

35 GAME-WINNING DRIVES

Brady has 35 game-winning drives in the fourth quarter or overtime in the regular season.

MOST GAME WINNING DRIVES IN THE FOURTH QUARTER OR OVERTIME (Regular Season)

PLAYER	TEAMS	4TH QTR GAME-WINNING DRIVES
1. Peyton Manning	IND/DEN	50
2. Dan Marino	Miami	47
3. Brett Favre	GB/NYJ/MIN	43
4. John Elway	Denver	40
5t. Tom Brady	New England	35
5t. Warren Moon	HOU/MIN/SEA/KC	35

BRADY'S COMEBACKS

Brady has engineered 45 career game-winning performances to lead his team to a victory from a fourth-quarter deficit or tie..

DATE	OPP.	SCORE	TIME REMAINING		PASSING STATISTICS						
			IN REG.	ATT	CMP	YDS	TD	INT	FINAL		
12/21/14	at NYJ	10-13	15:00	6	3	26	0	1	17-13		
12/07/14	at SD	13-14	15:00	8	7	112	1	0	23-14		
12/08/13	CLE	3-19	15:00	20	16	142	2	0	27-26		
12/01/13	at HOU	21-24	15:00	12	8	87	0	0	34-31		
11/24/13	DEN	21-24	15:00	19	12	100	1	0	(ot) 34-31		
10/13/13	NO	23-27	1:13	5	7	70	1	0	30-27		
09/08/13	at BUF	20-21	4:31	7	7	36	0	0	23-21		
10/21/12	NYJ	23-26	1:37	9	13	95	0	0	(ot) 29-26		
09/30/12	at BUF	21-21	15:00	7	4	78	2	0	52-28		
01/22/12	BAL*	16-20	15:00	6	3	20	0	1	23-20		
12/24/11	MIA	17-17	15:00	11	8	120	0	0	27-24		
10/16/11	DAL	13-16	5:13	9	11	87	1	0	20-16		
12/19/10	GB	21-27	13:49	6	5	82	1	0	31-27		
11/25/10	at DET	24-24	15:00	5	5	86	2	0	45-24		
10/17/10	BAL	10-20	14:53	24	16	156	1	1	(ot) 23-20		
09/14/09	BUF	13-24	5:32	13	11	112	2	0	25-24		
12/29/07	at NYG	23-28	15:00	12	8	130	1	0	38-35		
12/03/07	at BAL	17-24	14:25	17	7	113	1	0	27-24		
11/25/07	PHI	24-28	15:00	16	11	109	0	0	31-28		
11/04/07	at IND	10-20	9:42	10	8	144	2	0	24-20		
01/14/07	at SD*	13-21	8:35	14	9	122	1	1	24-21		
12/03/06	DET	13-21	13:07	15	14	101	0	0	28-21		
11/26/06	CHI	10-10	14:46	7	6	98	1	0	17-13		
09/10/06	BUF	14-17	15:00	6	3	58	0	1	19-17		
11/13/05	at MIA	15-16	2:53	2	2	76	1	0	23-16		
10/30/05	BUF	7-16	10:07	4	4	69	0	0	21-16		
10/09/05	at ATL	28-28	3:52	2	2	17	0	0	31-28		
09/25/05	at PIT	10-13	14:19	12	12	167	0	0	23-20		
02/06/05	PHI**	14-14	15:00	4	2	33	0	0	24-21		
10/03/04	at BUF	17-17	15:00	4	2	8	1	0	31-17		
02/01/04	CAR**	29-29	1:08	5	4	47	0	0	32-29		
01/10/04	TEN*	14-14	15:00	11	6	27	0	0	17-14		
11/30/03	at IND	31-31	10:21	6	3	31	1	0	38-34		
11/23/03	at HST	13-20	3:11	14	10	133	1	0	(ot) 23-20		
11/03/03	at DEN	23-26	2:51	4	5	58	1	0	30-26		
10/19/03	at MIA	13-13	15:00	10	7	147	1	0	(ot) 19-13		
10/05/03	TEN	24-27	4:40	1	1	15	0	0	38-30		
12/29/02	MIA	13-24	4:59	13	8	69	1	0	(ot) 27-24		
11/10/02	at CHI	19-30	5:16	14	9	116	2	0	33-30		
09/22/02	KC	38-38	0:00	5	4	46	0	0	(ot) 41-38		
02/03/02	STL**	17-17	1:21	8	5	53	0	0	20-17		
01/19/02	OAK*	3-13	15:00	27	20	138	0	0	(ot) 16-13		
12/16/01	at BUF	6-9	5:57	13	9	116	0	0	(ot) 12-9		
12/02/01	at NYJ	14-16	15:00	7	6	56	0	0	17-16		
10/14/01	SD	16-26	8:48	18	13	130	1	0	(ot) 29-26		

^Statistics are from the time noted until the end of the game * Divisional Playoffs ** Super Bowl

BRADY IN POSTSEASON

NFL ALL-TIME LEADERS/PLAYOFF VICTORIES AS STARTING QUARTERBACK

PLAYER	TEAM(S)	PLAYOFF WINS
Tom Brady	New England	18
Joe Montana	S.F./K.C.	16
Terry Bradshaw	Pittsburgh	14
John Elway	Denver	14
Brett Favre	GB/MIN	13

QB'S WITH 3 OR MORE SUPER BOWL VICTORIES

PLAYER	TEAM	WINS
Terry Bradshaw	PIT	4
Joe Montana	SF	4
Troy Aikman	DAL	3
Tom Brady	NE	3

PLAYERS WITH MULTIPLE SUPER BOWL MVP AWARDS

PLAYER	TEAM	MVPS
Joe Montana	SF	3
Terry Bradshaw	PIT	2
Tom Brady	NE	2
Bart Starr	GB	2
Eli Manning	NYG	2



TOM BRADY

NEWS & NOTES

LATE GAME WINNER

Brady now has six career games in which he threw a game-winning touchdown pass in the final minute of the game to turn a Patriots deficit into a Patriots win.

11/10/02 at Chicago* **W** **33-30**

The Patriots trailed 30-25 when Brady threw a 20-yard touchdown to David Patten with 21 seconds left to give the Patriots a 33-30 win.

*-Champaign, Ill.

11/3/03 at Denver **W** **30-26**

The Patriots trailed 26-23 when Brady threw an 18-yard touchdown to David Givens with 30 seconds left to give the Patriots a 30-26 win.

12/3/07 at Baltimore **W** **27-24**

The Patriots trailed 24-20 when Brady threw an 8-yard touchdown to Jabar Gaffney with 44 seconds left to give the Patriots a 27-24 win.

10/16/11 vs. Dallas **W** **20-16**

The Patriots trailed 16-13 when Brady threw an 8-yard touchdown pass to Aaron Hernandez with 22 seconds left to give the Patriots a 20-16 win.

10/13/13 vs. New Orleans **W** **30-27**

The Patriots trailed 27-23 when Brady threw a 17-yard touchdown pass to Kenbrell Thompson with five seconds left to give the Patriots a 30-27 win.

12/08/13 vs. Cleveland **W** **27-26**

The Patriots trailed 26-21 when Brady threw a 1-yard touchdown pass to Danny Amendola with 31 seconds left to give the Patriots a 27-26 win.

RECORD TITLE HOLDER

Tom Brady earned his NFL record 12th division championship in 2014.

QUARTERBACK **CAREER DIVISION TITLES**

Tom Brady	12
Peyton Manning	11
Joe Montana	9

12-WIN SEASONS

Since entering the NFL in 2000, Tom Brady's teams have reached 12 regular-season wins in nine different seasons, second all-time, behind Peyton Manning.

STARTING QB'S WITH THE MOST 12-WIN REGULAR SEASONS IN NFL HISTORY

PLAYER **SEASONS**

Peyton Manning	11
Tom Brady	9
Brett Favre	6
John Elway	4
Jim Kelly	4

MOST WINS IN 200 STARTS

Brady had 155 career regular-season wins in his first 200 regular-season starts (155-45, .775). Brady has more wins than any other quarterback in his first 200 regular-season starts. Peyton Manning is second with 136 victories in his first 200 starts.

MOST WINS BY A STARTING QB THROUGH 200 REGULAR SEASON STARTS

Quarterback **Wins Through 200 Starts**

Tom Brady	155
Peyton Manning	136
Dan Marino	125
John Elway	124

SIXTH TO REACH 4,000 COMPLETIONS

Tom Brady (4,551) is one of six players in NFL history to reach 4,000 completions.

MOST PASS COMPLETIONS IN NFL HISTORY

1. Brett Favre	6,300
2. Peyton Manning	5,927
3. Dan Marino	4,967
4. Drew Brees	4,937
5. Tom Brady	4,551
6. John Elway	4,123
7. Warren Moon	3,988

THIRD FASTEST TO 4,000 COMPLETIONS

Tom Brady has now completed 4,551 passes over his career in the regular season, becoming just the sixth player (third fastest) in NFL history to achieve the feat.

GAMES PLAYED TO 4,000 CAREER COMPLETIONS

Drew Brees	169
Peyton Manning	183
Tom Brady	187
Dan Marino	193
Brett Favre	196
John Elway	227

BRADY HAS SIXTH-BEST QB RATING

PLAYER	YEARS	TEAM	RATING
Aaron Rodgers	2005-14	Green Bay	106.0
Tony Romo	2004-14	Dallas	97.6
Peyton Manning	1998-14	IND/DEN	97.5
Steve Young	1985-99	TB/SF	96.8
Tom Brady	2000-14	Patriots	95.9
Philip Rivers	2004-14	San Diego	95.7

MOST TD THROWS COACH/QB TANDEM

Tom Brady has thrown 392 career touchdowns under head coach Bill Belichick, the most touchdowns among any head coach/starting quarterback tandem.

MOST TDS/QB TANDEM
(Regular Season Only)

Quarterback/Head Coach	Team	Touchdowns
Tom Brady/Bill Belichick	NE	392
Dan Marino/Don Shula	MIA	352
Drew Brees/Sean Payton	NO	273
Len Dawson/Hank Stram	KC	232

BRADY BEATS EVERYBODY

Since the win vs. Denver on Nov. 2, no NFL team can claim a winning record against Tom Brady. Conversely, Peyton Manning has a losing record against five teams and Brett Favre had a losing record against seven teams in his career. Brady has a career .500 record against five teams and a winning regular-season record against 26 teams.

He is undefeated against eight teams – Atlanta (4-0), Chicago (4-0), Dallas (3-0), Detroit (4-0), Jacksonville (4-0), Minnesota (4-0), Philadelphia (3-0) and Tampa Bay (3-0). Brady is most successful against Buffalo, with a 23-3 career record and the non-divisional team he has beaten the most is Indianapolis (9-3).



TOM BRADY

NEWS & NOTES

NO PLACE LIKE HOME

Tom Brady made his 100th home start against Chicago on Oct. 26. The win over Chicago gave Brady an 87-13 home record in his first 100 home starts, the best in NFL history since the merger among a quarterback with at least 50 starts.

BEST HOME REGULAR SEASON STARTING RECORDS (MINIMUM 40 STARTS)

Player	Record
Tom Brady	90-14 (.865)
Terry Bradshaw	67-12 (.848)
Roger Staubach	49-10 (.831)
Aaron Rodgers	42-9 (.824)
John Elway	92-23 (.805)
Joe Flacco	45-11 (.804)

BEST HOME REGULAR SEASON STARTING RECORD IN FIRST 100 STARTS

Player	Record
Tom Brady	87-13 (.870) in his first 100 starts at home
Brett Favre	82-18 (.820) in his first 100 starts at home
John Elway	77-23 (.770) in his first 100 starts at home
Peyton Manning	74-26 (.740) in his first 100 starts at home

WINNINGEST COACH/QB TANDEM

Bill Belichick and Tom Brady have the best winning percentage among a head coach/starting quarterback tandem since the 1970 merger. The tandem's 159 wins are the most wins by any coach-QB tandem since the 1970 AFL-NFL merger.

WINNINGEST COACH/QB TANDEM SINCE 1970

(Regular Season Only – by winning percentage)

Quarterback/Head Coach	Team	W	L	T	Pct.
Tom Brady/Bill Belichick	NE	160	47	0	.773
Ken Stabler/John Madden	OAK	60	19	1	.756
Jim McMahon/Mike Ditka	CHI	46	15	0	.754
Peyton Manning/Tony Dungy	IND	73	24	0	.753

WINNINGEST COACH/QB TANDEM SINCE 1970

(Regular Season Only – by victories)

Quarterback/Head Coach	Team	W	L	T	Pct.
Tom Brady/Bill Belichick	NE	160	47	0	.773
Dan Marino/Don Shula	MIA	116	68	0	.630
Terry Bradshaw/Chuck Noll	PIT	107	51	0	.601

MOST STARTS UNDER ONE HC

Tom Brady made his 185th career start at Carolina on Nov. 18, 2013, all under Bill Belichick. It is the most starts by a quarterback under one head coach in NFL history. Brady surpassed Dan Marino, who had 184 career starts under head coach Don Shula. Brady now has 207 career starts under Belichick.

BRADY BEATS BUFFALO

Tom Brady owns 23-3 record against the Buffalo Bills. He has more wins against Buffalo than any other NFL team. The New York Jets are second with 20 wins. Brady's 23 wins against Buffalo are tied for the second most wins by a quarterback against an opponent.

MOST WINS BY A STARTING QUARTERBACK AGAINST AN OPPONENT

Player	Wins
Brett Favre	26 wins against Detroit
Tom Brady	23 wins against Buffalo
Brett Favre	23 wins against Chicago
Dan Marino	22 wins against Indianapolis

NFL RECORD FOR ATTEMPTS BETWEEN INTS

Tom Brady attempted 358 consecutive regular season passes without an interception, a streak spanning from Oct. 17, 2010-Sept. 1, 2011. Brady eclipsed Bernie Kosar's record of 308 pass attempts on Dec. 26, 2010 at Buffalo.

MOST CONSECUTIVE PASS ATTEMPTS WITHOUT AN INTERCEPTION

358	Tom Brady (Patriots)	2010-11
308	Bernie Kosar (Cleveland)	1990-91
294	Bart Starr (Green Bay)	1964-65
279	Jeff George (IND/ATL)	1993-94
277	Rich Gannon (Oakland)	2001
271	Jason Campbell (Washington)	2007-08

12 GAMES WITH 300 YARDS, 4 TDS & 0 INTS

Tom Brady had his 12th NFL game with 300 yards, four touchdowns and no interceptions vs. Chicago [10/26/14], second in NFL history to the 15 such games by Drew Brees.

SECOND IN DISTINCT HONOR

Tom Brady has earned 24 AFC Player of the Week honors, second in NFL history Peyton Manning's 27 honors. Brady was named AFC Offensive Player of the Month for October in 2014. It was his seventh AFC Player of the Month honor, second to Manning's eight.

CAREER PLAYER OF THE WEEK AWARDS

Player	Career	Team	POW Awards
Peyton Manning	1998-present	Colts/Broncos	27
Tom Brady	2000-present	Patriots	24
Dan Marino	1983-1999	Dolphins	18
Brett Favre	1991-2010	Packers, Jets, Vikings	16
John Elway	1983-1998	Broncos	15

BRADY SHINES ON MONDAY NIGHT

Brady has thrown 43 touchdown passes on "Monday Night Football", the third-most in NFL history.

CAREER TOUCHDOWN PASSES ON MONDAY NIGHT FOOTBALL

Player	TD Passes on MNF	Games
Dan Marino	74	38
Brett Favre	69	38
Tom Brady	43	19
Steve Young	42	25
Peyton Manning	38	18
Joe Montana	36	20



TOM BRADY

NEWS & NOTES

THREE TD; NO INT

Tom Brady is second in NFL history with 41 games with three or more touchdowns and no interceptions. The Patriots are 40-1 (.976) in such games.

PLAYER MOST GAMES WITH 3+ TD PASSES AND 0 INT.

Peyton Manning	51
Tom Brady	41
Brett Favre	36
Drew Brees	35
Aaron Rodgers	30

GREAT WHEN IT'S LATE

Tom Brady has the most wins of any starting quarterback in the final four games of the regular season since the 1970 merger.

QUARTERBACK	W-L RECORD	WIN PCT.
Philip Rivers	30-6	.833
Tom Brady	43-9	.827
Roger Staubach	24-6	.800
Joe Montana	35-12	.745
Steve McNair	28-10	.737

200 GAME CLUB

Tom Brady played in his 200th NFL game for the Patriots in the win vs. the N.Y. Jets (10/16) and is one of three Patriots with 200 games played.

Player	Games Played
Bruce Armstrong	212
Tom Brady	209
Julius Adams	206

SECOND PATRIOT WITH 200 STARTS

Tom Brady (207) is the second New England Patriots player to start in at least 200 games. Patriots Hall of Fame OL Bruce Armstrong started in 212 games during his career.

ELITE COMPANY

Tom Brady (207 starts in the regular season and 26 postseason starts) and Pro Football Hall of Famer Jerry Rice (284 regular season starts and 29 postseason starts) are the only NFL players with at least 200 regular-season starts and at least 25 postseason starts.

MANNING ON BRADY

Peyton Manning on Tom Brady

"I think the one thing that jumps out about Tom is just his consistency. I feel like he's been a better player each year than he was the year before, and that, to me speaks to his work ethic in the offseason, his refusal to be complacent or satisfied. He always feels like he can step his game up one level higher, which in some of the seasons he's had you say, 'How can you get better than that?' But I think he has done that."

STELLAR IN NOVEMBER

QUARTERBACKS WITH THE BEST RECORDS IN NOVEMBER IN SUPER BOWL ERA (MIN. 20 STARTS)

Player	Record in November	Win PCT.
Daryle Lamonica	19-4-2	.826
Tony Romo	26-6	.813
Jim McMahon	18-5	.783
Tom Brady	38-12	.760
Joe Flacco	22-9	.710

BRADY BIG IN DECEMBER

Tom Brady is 48-8 (.857) in December, the best record in December among quarterbacks with at least 20 starts. Roger Staubach is second (17-3, .850). Among active quarterbacks, Philip Rivers is second with a 31-9 record (.775).

FAVORABLE FINAL FOUR

Brady is 43-9 as a starter in the final four games of the season, including 3-1 in 2014.

BEST RECORD AS A STARTING QUARTERBACK IN FINAL FOUR GAMES OF SEASON

QUARTERBACK	W-L RECORD	WIN PCT.
Philip Rivers	30-6	.833
Tom Brady	43-9	.827
Roger Staubach	24-6	.800
Joe Montana	35-12	.745
Steve McNair	28-10	.737



BRADY GOES LONG

Brady owns seven of the nine 4,000-yard passing seasons in Patriots history. Brady had 4,109 passing yards in 2014.

PATRIOTS TOP PASSING YARDS/SEASON

YARDS	PLAYER	YEAR
5,235	Tom Brady	2011
4,827	Tom Brady	2012
4,806	Tom Brady	2007
4,555	Drew Bledsoe	1994
4,398	Tom Brady	2009
4,343	Tom Brady	2013
4,110	Tom Brady	2005
4,109	Tom Brady	2014
4,086	Drew Bledsoe	1996



TOM BRADY

NEWS & NOTES



BRADY THROWS FOR THIRD-HIGHEST TOTAL

Tom Brady threw for 432 yards vs. Pittsburgh (11/03/13), marking the fifth time in Brady's career that he has eclipsed the 400-yard mark, the third-highest single-game mark of his career.

MOST PASSING YARDS IN A GAME IN PATRIOTS HISTORY

Player	Date	Opp	Att	Cmp	Yds	TD	Int
Tom Brady	9/12/11	MIA	48	32	517	4	1
Tom Brady	12/16/12	SF	65	36	443	1	2
Tom Brady	11/03/13	PITT	33	23	432	4	0
Drew Bledsoe	11/13/94	MIN	70	45	426	3	0
Drew Bledsoe	11/23/98	MIA	54	28	423	2	2
Tom Brady	9/18/11	SD	40	31	423	3	0

50-YARD DOUBLE DOWN

Brady has thrown at least two 50-yard passes in the same game eight times in his career. His career best came in 2009 with three 50-yard strikes in one game.

BRADY'S GAMES WITH AT LEAST TWO 50-YARD PASSES

10/9/05 @ Atlanta

- 55t (3Q) Bethel Johnson
- 51 (1Q) Deion Branch

1/14/06 @ Denver *AFC Divisional Playoff Round

- 73 (4Q) Deion Branch
- 51 (2Q) Andre' Davis

12/31/06 @ Tennessee

- 62t (3Q) Reche Caldwell
- 52 (1Q) Corey Dillon

12/9/07 vs. Pittsburgh

- 63t (2Q) Randy Moss
- 56t (3Q) Jabar Gaffney >Flea-flicker w/R. Moss

11/15/09 @ Indianapolis

- 63t (2Q) Randy Moss
- 55 (1Q) Randy Moss

12/06/09 @ Miami

- 58t (1Q) Randy Moss
- 58 (2Q) Wes Welker
- 81t (3Q) Sam Aiken

11/22/12 @ NY Jets

- 83t (2Q) Shane Vereen
- 56t (2Q) Julian Edelman

11/03/13 vs. Pittsburgh

- 57 (2Q) Danny Amendola
- 81t(4Q) Aaron Dobson

THE BRADY SIX

Tom Brady was the seventh quarterback selected in the 2000 NFL Draft

QUARTERBACKS TAKEN IN THE 2000 NFL DRAFT

Rd	Pick	Player	Taken By
1	18	Chad Pennington	NY Jets
3	65	Giovanni Carmazzi	San Francisco
3	75	Chris Redman	Baltimore
5	163	Tee Martin	Pittsburgh
6	168	Marc Bulger	New Orleans
6	183	Spergon Wynn	Cleveland
6	199	Tom Brady	New England

BRADY HANGS 50

Brady and the Patriots knocked off Chicago, 51-23, on Oct 26, 2014, the seventh time that New England scored at least 50 points in a game started by Brady, moving past Pro Football Hall of Famer Len Dawson (6) for the most in NFL history.

Date	Opponent	Score
10/28/07	vs. Washington	52-7
11/18/07	at Buffalo	56-10
10/18/09	vs. Tennessee	59-0
9/30/12	at Buffalo	52-28
11/18/12	vs. Indianapolis	59-24
11/03/13	vs. Pittsburgh	55-31
10/26/14	vs. Chicago	51-23

SPREADING THE WEALTH

Brady completed passes to 10 different receivers in the win at Buffalo (10/12/14). It was the 10th time in his career he has completed passes to 10 different receivers in a game and the first time since 12/8/13 vs. Cleveland.

300 IN A HALF

Brady had his fourth 300-yard half and his third 300-yard second half after throwing for 323 yards in the second half vs. Cleveland on Dec. 8, 2013.

YARDS	GAME	HALF
367	vs. San Francisco (12-16-12)	2nd half
345	vs. Tennessee (10-18-09)	1st half
323	vs. Cleveland (12-08-13)	2nd half
306	at Miami (9-12-11)	2nd half



PATRIOTS OFFENSIVE NOTES

WR DANNY AMENDOLA

WEARING TROY BROWN'S #80 JERSEY

When Danny Amendola joined the Patriots in the 2013 offseason, he was assigned jersey #80, the same number worn by Patriots' Hall of Famer Troy Brown, who finished his career as the team's all-time leading receiver and is punt returner.

Said Amendola on wearing Brown's jersey #80: "I talked to [Troy Brown] a little bit before I came here. I told him he's one of the greatest ever, and it's an honor to wear No. 80. I'm going to try to represent it the best I can."

RB BRANDON BOLDEN

BETTER THAN AVERAGE

RB Brandon Bolden's 8.6-yard average at Buffalo (9/30/12) is tied for the third highest ever in a single game for the Patriots among running backs with at least 15 rushing attempts. Bolden earned the FedEx Ground Player of the Week for his performance.

HIGHEST RUSHING AVERAGE/SINGLE GAME (MIN. 15 RUSHING ATTEMPTS)

Player	Average
Curtis Martin	9.6 (17-164 vs. Washington, Oct. 13, 1996)
Tony Collins	9.2 (23-212 vs. N.Y. Jets, Sept. 18, 1983)
Sammy Morris	8.6 (16-138 vs. Denver, Oct. 20, 2008)
Jim Nance	8.6 (17-146 at Houston, Dec. 11, 1966)
Brandon Bolden	8.6 (16-137 at Buffalo, Sept. 30, 2012)
Stevan Ridley	8.5 (15-127 at St. Louis, Oct. 28, 2012)

FOOTBALL FAMILY TRADITION

Bolden's grandfather, Frank Pitts, played 10 years in the NFL (1965-74) as a receiver for Kansas City, Cleveland and Oakland. He was with Kansas City for two Super Bowls, losing Super Bowl I and winning Super Bowl IV. Said Bolden about his grandfather, "I remember being six years old, him popping in a high-light film of Super Bowl I and IV. I've seen that tape at least 500 times."

BOLDEN BLOCK PARTY

Brandon Bolden blocked his first NFL punt in the second quarter at San Diego (12/7) to give the Patriots a first down at the Chargers 25-yard line. It was the Patriots first blocked punt since Patrick Chung blocked a punt at Miami on Oct. 4, 2010.

OL DAN CONNOLLY

CONNOLLY SETS NFL RECORD

Dan Connolly was named AFC Special Teams Player of the Week after he returned a kickoff 71 yards to the 4-yard line in the second quarter of the Patriots win vs. Green Bay (12/19/10). According to the Elias Sports Bureau, it is the longest kickoff return by an offensive lineman in NFL history. The run by Connolly topped the 48-yard touchdown return by Atlanta's Mal Snyder in 1969. Previously, the longest kickoff return for a Patriots offensive lineman was a 27-yard return by G Stephen Neal vs. Pittsburgh (11/30/08). Connolly's previous best was a 16-yard return vs. Miami (11/8/09).

RB JAMES DEVELIN

IVY LEAGUE JOURNEY

An Ivy League defensive lineman standout at Brown, James Develin graduated in 2010 with a degree in chemical engineering and began lining up interviews with companies he felt might be best suited for the technical skills. However, Develin wanted to give football one last shot, and play in the NFL.

"Football is something that is not around your entire life," Develin told *The Boston Globe*. "I knew if I didn't give it my best shot to play football as a career, that I'd always regret it." Develin made the most of his opportunity by switching positions to fullback. Following stints in the Arena Football League and the now defunct United Football League, Develin caught on with the Cincinnati Bengals practice squad and eventually worked his way to the Patriots 53-man roster full-time in 2013.



PATRIOTS OFFENSIVE NOTES

WR JULIAN EDELMAN

RECORD RETURNER

WR Julian Edelman set a franchise record with his fourth career punt returned for a touchdown when he returned a punt 84 yards for a touchdown vs. Denver on Nov. 2, 2014. He set a franchise record with a 94-yard punt return touchdown vs. Miami (1/2/11). The previous longest punt return was an 89-yard touchdown return by Mike Haynes vs. Buffalo (11/7/76). He also returned punts for touchdowns vs. Kansas City (11/21/11 - 72 yards) and vs. Indianapolis (11/18/12 - 68 yards). Edelman is now tied for second-most punt return touchdowns in the NFL since 2010.



Most Punt Return Touchdowns/Patriots Career

4 Julian Edelman

3 Troy Brown

3 Irving Fryar

2 Mike Haynes

MOST PUNT RETURN TOUCHDOWNS IN THE NFL SINCE 2010

Devin Hester	CHI/ATL	7
Julian Edelman	NE	4
Patrick Peterson	ARZ	4
Ted Ginn, Jr.	SF/CAR/ARZ	3
Dexter McCluster	TEN	3
Leodis McKelvin	BUF	3
Darren Sproles	SD/NO/PHI	3
Antonio Brown	PIT	3

NOT YOUR AVERAGE RETURNER

Edelman has returned 132 punts for 1,616 yards during his career and is first in team history and tied for fifth in NFL history with a 12.2 average. Edelman finished first in the AFC and second in the NFL with a 12.0 punt return average in 2014. Philadelphia's Darren Sproles (13.0) was first in the NFL.

HIGHEST PUNT RETURN AVERAGE, PATRIOTS CAREER (20 Returns)

Player	Punt Rt Avg.	Year
Julian Edelman	12.2	2009-14 (132-1,616)
Mack Herron	12.0	1973-75 (74-888)
Carl Garrett	11.3	1969-72 (43-487)
Wes Welker	10.4	2007-12 (114-1,185)

HIGHEST PUNT RETURN AVERAGE IN THE NFL (75 Returns)

Player	Punt Rt Avg.	Year
George McAfee [Chicago]	12.8 (112-1,431)	(1940-41, 1945-1950)
Jack Christiansen [Detroit]	12.8 (85-1,084)	(1951-58)
Claude Gibson [SD/OAK]	12.6 (110-1,381)	(1961-65)
Devin Hester [Chicago/Atlanta]	12.3 (282-3,481)	(2006-present)
Julian Edelman (NE)	12.2 (132-1,616)	(2009-present)
Bill Dudley (PITT/DEN/WAS)	12.2 (124-1,515)	(1942-53)
Rick Upchurch (DEN)	12.1 (248-3,008)	(1975-83)
Desmond Howard (WAS/JAC/GB/OAK/DET)	11.9 (244-2,895)	(1992-2002)
Billy Johnson (HOU/ATL/WAS)	11.8 (282-3,317)	(1974-88)

ANOTHER TEAM RECORD

Edelman had a 47-yard run in the fourth quarter vs. Indianapolis (11/18/12). It is the longest run ever by a Patriots receiver, topping Troy Brown's 35-yard run vs. Tampa Bay on (9/3/00).

FROM STANDOUT QB TO WR

Edelman began his college football career with a year at the College of San Mateo (Calif.) before transferring to Kent State where as a senior he completed 56 percent of his passes (153 of 275 passes for 1,820 yards) with 13 touchdowns. He was also the leading rusher, gaining 1,551 yards on 215 attempts (an average of 7.5 yards per carry) and scoring 13 touchdowns. His offensive numbers broke Kent State's single-season record for total offense set by Joshua Cribbs in 2003. Said head coach Bill Belichick on the versatility of Edelman: "He played the quarterback position in college at Kent State and all the positions really that he's played in the NFL - covering kicks, returning kicks, slot receiver, outside receiver, slot defender - he didn't do any of those things in college. I think that really speaks to his versatility and how much he's grown as a player and how many things he's learned how to do that he really didn't have much experience with in college. I'd say that's pretty unusual, especially to be as competent in them as he is."

RETURNS PILING UP

Julian Edelman is in fourth place in team history with 132 punt returns.

MOST PUNT RETURNS IN PATRIOTS HISTORY

Player	Punt Returns
1. Troy Brown	252
2. Irving Fryar	206
3. David Meggett	142
4. Julian Edelman	132
5. Wes Welker	114
6. Mike Haynes	111

Edelman is in third place in team history with 1,616 punt return yards.

MOST PUNT RETURN YARDS IN PATRIOTS HISTORY

Player	Punt Return Yards
1. Troy Brown	2,625
2. Irving Fryar	2,055
3. Julian Edelman	1,616
3. David Meggett	1,438
5. Wes Welker	1,185



PATRIOTS OFFENSIVE NOTES

BEST PUNT RETURN AVERAGE IN A SEASON

Edelman has the two best punt return averages in a single season in New England history. In 2010, Edelman led the AFC and finished second in the NFL with a 15.3 punt return average. Chicago's Devin Hester led the NFL with a 17.1-yard average.

PATRIOTS BEST PUNT RETURN AVERAGE/SEASON (MIN. 15 RETURNS)

PLAYER	PR AVG.	YEAR
Julian Edelman	15.5	2012
Julian Edelman	15.3	2010
Mack Herron	14.8	1974
Troy Brown	14.2	2001

EDELMAN'S BIG RETURN

Julian Edelman had an 84-yard punt return for a touchdown in the second quarter vs. Denver on Nov. 2, 2014. It was Edelman's 13th career punt return of 30 yards or more.

MOST 30-YARD PUNT RETURNS IN PATRIOTS HISTORY

Player	30-yard returns
Troy Brown	14
Julian Edelman	13
Irving Fryar	13
Mike Haynes	13

EDELMAN TAKES HIS FATHER'S ADVICE

If there is one thing Julian Edelman has never lacked, it's athletic ability. A dual-threat quarterback at Kent State and former baseball standout in high school, Edelman once wowed Toronto Blue Jays players with his impressive footwork while fielding ground balls in an appearance at batting practice in 2011.

This natural ability may have been overlooked by NFL scouts, who let him fall to the Patriots in the seventh round of the 2009 NFL Draft. Edelman remains focused on the lessons his father, Frank Edelman, taught him at a young age. "I'm still constantly trying to learn," Edelman told *The Boston Herald*. "My dad always put it in my head, when you're green, you're growing, when you're ripe, you're lost. When you're done learning, you're done."

EDELMAN VERY RECEPTIVE

Julian Edelman has 197 receptions over the last two seasons (2013-14), the third most in the NFL over that time frame.

Player	Receptions
Antonio Brown (Pittsburgh)	239
Demaryius Thomas (Denver)	203
Julian Edelman (Patriots)	197
Andre Johnson (Houston)	194

EDELMAN ECLIPSES 1,000-YARDS

Edelman finished the 2013 season with 1,056 receiving yards to become the 10th Patriots player to register a 1,000-yard season. He finished the 2014 season with 972 yards despite missing the final two games.

1,000-YARD RECEIVING SEASONS IN PATRIOTS HISTORY

Player	Yards	Season
Wes Welker	1,569	2011
Randy Moss	1,493	2007
Stanley Morgan	1,491	1986
Wes Welker	1,354	2012
Wes Welker	1,348	2009
Rob Gronkowski	1,327	2011
Randy Moss	1,264	2009
Troy Brown	1,199	2001
Wes Welker	1,175	2007
Ben Coates	1,174	1994
Wes Welker	1,165	2008
Terry Glenn	1,147	1999
Terry Glenn	1,132	1996
Rob Gronkowski	1,124	2014
Julian Edelman	1,056	2013
Stanley Morgan	1,029	1981
Irving Fryar	1,014	1991
Harold Jackson	1,013	1979
Randy Moss	1,008	2008
Stanley Morgan	1,002	1979

EDELMAN HITS THE CENTURY MARK

Edelman finished the 2013 season fourth in the NFL with 105 receptions to join Wes Welker (2007-09, 11-12) and Troy Brown (2001) as the only Patriots to reach 100 receptions in a season. Edelman averaged 6.4 receptions per game in 2013. Edelman finished 8th in the NFL in 2014 with 92 receptions despite missing the final two games.

PATRIOTS PLAYERS WITH 100 RECEPTIONS

Player	Receptions	Season
Wes Welker	123	2009
Wes Welker	122	2011
Wes Welker	118	2012
Wes Welker	112	2007
Wes Welker	111	2008
Julian Edelman	105	2013
Troy Brown	101	2001



PATRIOTS OFFENSIVE NOTES

EDELMAN GOES LONG

WR Julian Edelman set a career-high with a 69-yard touchdown in the fourth quarter at San Diego (12/7/14). His previous best was a 56-yard touchdown at the New York Jets on Nov. 22, 2012. Edelman's 69-yard touchdown was the longest of the season for the Patriots. Tom Brady threw a 56-yard touchdown pass to WR Brandon LaFell at Buffalo on Oct. 12.

EDELMAN GOES OVER 100

Edelman finished with eight receptions for a career-high 141 yards at San Diego (12/7) for his fifth career 100-yard game and his first of the 2014 season.



GAROPPOLO FIRSTS

Jimmy Garoppolo saw his first game action at Kansas City (9/29/14) and engineered a 7-play, 81-yard drive that included a 37-yard pass to WR Brandon LaFell before he culminated the drive with a 13-yard touchdown pass to TE Rob Gronkowski.



GRAY MATTERS

RB Jonas Gray set a team record with four rushing touchdowns at Indianapolis (11/16), his first touchdowns of his career, in his second NFL start. LeGarrette Blount set a Patriots postseason record with four rushing touchdowns vs. Indianapolis in the 2013 AFC Divisional Playoff game.

Most Rushing TDs in a regular Season Game/Patriots

4 Jonas Gray at Indianapolis, Nov. 16, 2014

3 Corey Dillon vs. Detroit, Dec. 3, 2006

3 Curtis Martin vs. Miami, Nov. 3, 1996

3 Mosi Tatupu at LA Rams, Dec. 11, 1983

3 Tony Collins vs. NY Jets, Sept. 18, 1983

3 Sam Cunningham at Buffalo, Oct. 20, 1974

Additionally, Gray tied the team record for most overall TDs in a single game in team history.

Most Touchdowns in a Game/Patriots History

4 Jonas Gray at Indianapolis, Nov. 16, 2014 (4-rush)

4 Randy Moss at Buffalo, Nov. 18, 2007 (4-receiving)

3 25 times in team history

GRAY CAREER DAY

Gray had his first 100-yard day in the NFL after gaining 201 yards on 37 carries for a 5.4-yard average at Indianapolis (11/16). He had 14 carries for 100 yards and two touchdowns in the first half alone. Gray is the third Patriots player to reach 200 yards rushing in a game.

MOST RUSHING YARDS IN A GAME/PATRIOTS

212 Tony Collins vs. NY Jets, Sept. 18, 1983

208 Jim Nance vs. Oakland, Oct. 30, 1966

201 Jonas Gray at Indianapolis, Nov. 16, 2014

199 Curtis Martin vs. NY Jets, Sept. 14, 1997

196 Robert Edwards at St. Louis, Dec. 13, 1998

189 LeGarrette Blount vs. Buffalo, Dec. 29, 2013

185 Jim Nance vs. Buffalo, Sept. 24, 1967

177 Don Calhoun vs. Denver, Nov. 28, 1976

GRAY IN THE (END) ZONE

RB Jonas Gray capped an 11-play, 89-yard drive with his first NFL touchdown on a 4-yard run on the Patriots first offensive drive of the game at Indianapolis (11/16). He scored his second touchdown on a 2-yard run in the second quarter. He scored his third touchdown on a 2-yard run in the third quarter and added his fourth touchdown on a 1-yard run in the fourth quarter.

100 YARDS IN EACH HALF

Jonas Gray became the first Patriots player to ever have at least 100 yards rushing in each half at Indianapolis (11/21). He gained 100 yards in the first half and 101 yards in the second half. The Patriots have had two other players with 200 yard games - Tony Collins 212 (128 first half, 84 second half) on Sept. 18, 1983 vs. NY Jets and Jim Nance 208 (159 first half, 49 second half) on Oct. 30, 1966 vs. Oakland.

GRAY MAKES HISTORY

Jonas Gray is the first NFL player to score his first four career rushing touchdowns in one game since Herb Henderson of the Evansville Crimson Giants in 1921.

MOVING THE CHAINS

Jonas Gray had 15 rushing first downs at Indianapolis (11/21) to tie an NFL single-game record. Corey Dillon in 1997 with Cincinnati and Edgerrin James in 2000 with Indianapolis also had 15 rushing first downs in a game. Gray set the Patriots team mark, besting 10 rushing first downs by Curtis Martin (two times) and Stevan Ridley (two times).




PATRIOTS OFFENSIVE NOTES

TE ROB GRONKOWSKI

RECEIVING YARDS RECORD

Rob Gronkowski finished the 2011 season with 1,327 receiving yards, surpassing San Diego's Kellen Winslow's 1980 record of 1,290 receiving yards for most receiving yards in a season by a tight end. He is the ninth NFL tight end and the first Patriots tight end with two 1,000-yard seasons.



MOST RECEIVING YARDS BY TIGHT END IN THE NFL

Player	Yards	Year
Rob Gronkowski	1,327	2011
Jimmy Graham (NO)	1,310	2011
Kellen Winslow (SD)	1,290	1980
Tony Gonzalez (KC)	1,258	2004
Todd Christensen (Raiders)	1,247	1983
Jimmy Graham (NO)	1,215	2013
Jackie Smith (STL)	1,205	1967
Tony Gonzalez (KC)	1,203	2000
Pete Retzlaff (PHI)	1,190	1965
Ben Coates (NE)	1,174	1994

MOST RECEIVING YARDS BY A PATRIOTS TIGHT END

Player	Yards	Year
Rob Gronkowski	1,327	2011
Ben Coates	1,174	1994
Rob Gronkowski	1,124	2014
Ben Coates	915	1995
Aaron Hernandez	910	2011
Marv Cook	808	1991
Don Hasselbeck	808	1981

MOST RECEPTIONS BY A PATRIOTS TIGHT END

Player	Rec.	Year
Ben Coates	96	1994
Rob Gronkowski	90	2011
Ben Coates	84	199
Rob Gronkowski	82	2014
Marv Cook	82	1991

BRADY TO GRONK ON REPEAT

THE MOST TD CONNECTIONS BETWEEN A QB AND A TE IN NFL HISTORY

Quarterback	Tight End	Team	TD Connections
Phillip Rivers	Antonio Gates	San Diego	72
Tom Brady	Rob Gronkowski	New England	53
Drew Brees	Jimmy Graham	New Orleans	51
Drew Bledsoe	Ben Coates	New England	45
Peyton Manning	Dallas Clark	Indianapolis	44
Sonny Jurgensen	Jerry Smith	Washington	43
Dan Fouts	Kellen Winslow	San Diego	41
John Elway	Shannon Sharpe	Denver	41

GRONKOWSKI JOINS ELITE TE CLUB

Rob Gronkowski has eclipsed 1,000 yards receiving and 10+ touchdowns for the second time in his career, joining Jimmy Graham as the only other tight end in NFL history with two 1,000-yard and double-digit TD seasons.

TIGHT ENDS WITH TWO 1,000-YARD RECEIVING AT 10+TD SEASONS

Player	Team	Season	Rec. Yards	Touchdowns
Rob Gronkowski	NE	2011	1,327	17
Jimmy Graham	NO	2011	1,310	11
Jimmy Graham	NO	2013	1,215	16
Rob Gronkowski	NE	2014	1,124	12

300 RECEPTIONS FOR GRONK

TE Rob Gronkowski reached 300 career receptions and now has 308 receptions. He is the ninth Patriots player to reach 300 career receptions. Gronkowski is ninth on the Patriots reception list. WR Deion Branch is eighth with 328 receptions.

SPECIAL CONNECTION

Rob Gronkowski and Tom Brady have connected on 53 touchdown passes, for the most touchdown connections in Patriots history.

THE MOST TD CONNECTIONS IN PATRIOTS HISTORY

Quarterback	Player	TD Connections
Tom Brady	Rob Gronkowski	53
Drew Bledsoe	Ben Coates	45
Tom Brady	Randy Moss	39
Steve Grogan	Stanley Morgan	39

GRONKOWSKI IS STREAKING

Gronkowski has caught at least one pass in all 65 regular-season games that he has played in his career. The only game that Gronkowski has played in at the NFL level where he did not have at least one reception was the 2012 AFC Divisional Playoff game vs. Houston when he left the game in the first quarter with an injury.

LONGEST CURRENT STREAKS OF CONSECUTIVE GAMES WITH A RECEPTION BY TIGHT ENDS

103 Jason Witten (Dallas)
103 Owen Daniels (Houston/Baltimore)
97 Heath Miller (Pittsburgh)
65 Rob Gronkowski (New England)

TIGHT END TD RECORD I

Gronkowski set an NFL record for most touchdowns by a tight end with 18 overall touchdowns in 2011 (17 receiving and 1 rushing). In addition to his 17 touchdown receptions, Gronkowski scored on a lateral in the third quarter vs. Indianapolis (12/4/11), credited as his first career rushing play.

MOST TOTAL TDs BY A TIGHT END IN A SINGLE NFL SEASON

18	Rob Gronkowski	NE	2011	(17 pass, 1 rush)
16	Jimmy Graham	NO	2013	(16 pass)
13	Vernon Davis	SF	2013	(13 pass)
13	Vernon Davis	SF	2009	(13 pass)
13	Antonio Gates	SD	2004	(13 pass)

MOST TD RECEPTIONS BY A TIGHT END IN A SINGLE NFL SEASON

17	Rob Gronkowski	NE	2011
16	Jimmy Graham	NO	2013
13	Vernon Davis	SF	2013
13	Vernon Davis	SF	2009
13	Antonio Gates	SD	2004



PATRIOTS OFFENSIVE NOTES

FIRST TIGHT END TO SCORE A RUSH TD

Gronkowski scored a 2-yard touchdown on a lateral from Tom Brady in the third quarter vs. Indianapolis (12/4/11), becoming the first tight end in Patriots history to score a rushing touchdown. Gronkowski is the first NFL tight end to score a rushing touchdown since Tennessee's Bo Scaife had a 31-yard scoring run against Baltimore on Nov. 12, 2006. He is the first tight end since the 1970 merger to have two receiving touchdowns and a rushing touchdown in the same game.

DIVIDE AND GRONK-ER

Rob Gronkowski has 55 career touchdowns overall (54 receiving, 1 rushing), which ranks second in team history to the 68 total touchdowns by Stanley Morgan. He stands alone with the most TDs by a Patriots tight end.

MOST CAREER TOUCHDOWNS BY A PATRIOTS PLAYER

Player	Touchdowns
1. Stanley Morgan	68 (67 rec, 1 ret)
2. Rob Gronkowski	55 (54, rec, 1 rush)
3. Ben Coates	50
4. Randy Moss	50
5. Sam Cunningham	49
6. Jim Nance	46
7. Tony Collins	44

MOST TOUCHDOWN RECEPTIONS BY A PATRIOTS PLAYER

Player	Touchdowns
1. Stanley Morgan	67
2. Rob Gronkowski	54
2. Ben Coates	50
2. Randy Moss	50

MOST RECEIVING TOUCHDOWNS BY A PATRIOTS TIGHT END

Player	TD	Years
Rob Gronkowski	54	2010-Present
Ben Coates	50	1991-99
Russ Francis	28	1975-80, 87-88
Ben Watson	20	2004-09

TIGHT END TD RECORD II

Gronkowski became the first tight end in NFL history to have three consecutive 10-plus touchdown seasons (10 in 2010, 18 in 2011 and 11 in 2012). He also became the first tight end in NFL history with four seasons of 10 touchdowns after catching his 10th touchdown pass of the 2014 season at San Diego on Dec. 7. Antonio Gates reached four seasons with 10-touchdowns after recording his 10th touchdown the following week.

NFL TIGHT ENDS WITH MOST 10-PLUS TOUCHDOWN SEASONS

Rob Gronkowski	4 (10 in 2010, 18 in 2011, 11 in 2012 and 12 in 2014)
Antonio Gates	4 (13 in 2004, 10 in 2005, 10 in 2010 and 12 in 2014)
Tony Gonzalez	3
Jimmy Graham	3
Dallas Clark	2
Vernon Davis	2
Shannon Sharp	2
Wesley Walls	2
Julius Thomas	2

GRONKOWSKI REACHES CAREER MILESTONE

Rob Gronkowski reached 50 career touchdown receptions in his 59th career regular-season game to tie Randy Moss for the second-fastest player in NFL history to reach 50 touchdown receptions. Pro Football Hall of Famer Lance Alworth (54 games) is the fastest player in NFL annals to reach the milestone. Gronkowski also surpassed the record for fewest games by a tight end to reach 50 career touchdown catches.

NFL RECORD / FEWEST GAMES TO REACH 50 TOUCHDOWN CATCHES

Player	Games to reach 50 TD Rec.
Lance Alworth	54
Rob Gronkowski	59
Randy Moss	59
Jerry Rice	61
Tommy McDonald	63
Bob Hayes	66

FASTEST TE TO 50 TD

Gronkowski recorded his 50th career touchdown reception in his 59th career game - 33 games (or two full seasons) earlier than the next fastest tight end. Antonio Gates reached 50 touchdown receptions in 92 games. Additionally, Gronkowski is the fifth player in NFL history to have 50 or more touchdown catches in his first five seasons, joining Jerry Rice, Randy Moss, Lance Alworth and Andre Rison.

THREE STRAIGHT 10-TD SEASONS

Gronkowski had three straight 10-touchdown seasons (10 in 2010, 18 in 2011 and 11 in 2012). Gronkowski joins Randy Moss (2007, 2008 and 2009) and Corey Dillon (2004, 2005, 2006) as the only Patriots with three straight 10-plus touchdown seasons. He is the first Patriots with four 10-plus touchdown seasons overall after reaching 12 touchdowns in 2014.

CONSECUTIVE 10-PLUS TD SEASONS / PATRIOTS HISTORY

3 Rob Gronkowski - 2010, 2011, 2012
3 Randy Moss - 2007, 2008, 2009
3 Corey Dillon - 2004, 2005, 2006
2 BenJarvus Green-Ellis - 2010, 2011
2 Curtis Martin - 1995, 1996

MOST 10-PLUS TOUCHDOWN SEASONS / PATRIOTS HISTORY

4 Rob Gronkowski - 2010, 2011, 2012 and 2014
3 Randy Moss - 2007, 2008, 2009
3 Corey Dillon - 2004, 2005, 2006
2 BenJarvus Green-Ellis - 2010, 2011
2 Curtis Martin - 1995, 1996
2 Stanley Morgan - 1979, 1986

DOUBLE-DIGIT TD SEASONS

Gronkowski is the first tight end in NFL history to have three straight 10-plus touchdown seasons.

CONSECUTIVE 10-PLUS TD SEASON BY A TE/NFL HISTORY

3 Rob Gronkowski	10 in 2010, 18 in 2011, 11 in 2012
2 Antonio Gates	13 in 2004 and 10 in 2005



PATRIOTS OFFENSIVE NOTES

FASTEST TO 20 TDS

Gronkowski reached the 20-touchdown mark in just 26 career games, the fewest games among tight ends in NFL history.

TEs TO REACH 20 TD REC. IN THE FEWEST GAMES

Player	Team	Games to 20 TD catches
Rob Gronkowski	Patriots	26
Mike Ditka	Chicago	31
Kellen Winslow	San Diego	35
Antonio Gates	San Diego	37

GRONKOWSKI REACHES 1,000 YARDS

Ron Gronkowski reached 1,000 yards on a 34-yard reception in the third quarter vs. Miami (12/14/14) and finished the year with 1,124 receiving yards, tops among NFL tight ends. It is his second career 1,000-yard season. He had an NFL tight end record of 1,327 yards in 2011. Gronkowski is the first New England tight end to record two 1,000-yard seasons and the ninth NFL tight end with at least two career 1,000-yard seasons

NFL TIGHT ENDS WITH AT LEAST TWO 1,000-YARD SEASONS

Tony Gonzalez	4
Jason Witten	4
Kellen Winslow, Sr.	3
Shannon Sharpe	3
Todd Christensen	3
Rob Gronkowski	2
Antonio Gates	2
Jimmy Graham	2
Ozzie Newsome	2

MOST TD CATCHES BY A PATS TE

MOST TD CATCHES IN A SEASON BY A PATRIOTS TE

Player	Year	Rec	Yds	Avg	Lg	TD
Rob Gronkowski	2011	90	1327	14.7	52t	17
Rob Gronkowski	2014	82	1,124	13.7	46t	12
Rob Gronkowski	2012	55	790	14.4	41	11
Rob Gronkowski	2010	42	546	13	28	10
Ben Coates	1996	62	682	11	84t	9

Gronkowski finished the 2011 season with 90 receptions, posting the 15th season with 90 or more receptions by a tight end in NFL history

SECOND TO ONE

Gronkowski finished the 2011 season with 18 overall touchdowns (17 receiving, 1 rushing), passing Curtis Martin (17 overall in 1996) for the second highest single-season total in Patriots history.

PATRIOTS RECORD BOOK / MOST TOUCHDOWNS IN A SEASON

Player	Season	TDs
Randy Moss	2007	23
Rob Gronkowski	2011	18
Curtis Martin	1996	17

FINDING A WAY TO SCORE

Rob Gronkowski has the highest touchdown per reception percentage in NFL history among players with at least 200 receptions and 50 touchdowns since the 1970 merger.

Player, Team	Rec	TD	Pct
Rob Gronkowski, New England	308	54	17.5
Mike Quick, Philadelphia	363	61	16.8
Wesley Walker, New York Jets	438	71	16.2
Randy Moss, MIN, OAK, NE, TEN, SF	982	156	15.9

SCORING EARLY AND OFTEN

Gronkowski has 55 touchdowns in 65 career games through four-plus seasons, averaging 0.846 touchdowns per game, which is good for the eighth highest touchdown per game rate in NFL history.

MOST TDS PER GAME (MIN: 50 GAMES)

Player	TDs	Games	Rate
Jim Brown	126	118	1.068
LaDainian Tomlinson	162	170	0.953
Steve Van Buren	77	83	0.928
Shaun Alexander	112	123	0.911
Don Hutson	105	116	0.905
Arian Foster	65	72	0.903
Adrian Peterson	91	104	0.875
Rob Gronkowski	55	65	0.846

ALL-PURPOSE PLAYER

In 2011, Gronkowski became the second tight end in NFL history to rush for a touchdown, catch a touchdown, record a tackle and return a kickoff in the same season. Bo Scaife was the first to accomplish the feat in 2006 with Tennessee.

FASTEST TO 40 TOUCHDOWNS

Gronkowski scored his 40th touchdown reception on a 9-yard pass from Tom Brady at Carolina on Nov. 18, 2013 in his 47th NFL game, becoming the fastest tight end to reach 40 touchdowns.

FASTEST TO 40 TOUCHDOWNS RECEIVING/ TIGHT END

Player	Games to 40 touchdown receptions
Rob Gronkowski (NE)	47 Games
Jimmy Graham (NO)	61 Games
Antonio Gates (SD)	71 Games
Jerry Smith (WAS)	76 Games
Kellen Winslow SR. (SD)	92 Games
Dallas Clark (IND)	96 Games
Tony Gonzalez (KC)	101 Games



PATRIOTS OFFENSIVE NOTES

END ZONE DOUBLE DOWN

Gronkowski's seven games with two or more touchdowns in 2011 are an NFL record for a tight end. Antonio Gates (San Diego in 2004) and Jerry Smith (Washington in 1967) each had four two-touchdown games. Gronkowski has 12 such games in his NFL career.

MOST GAMES WITH 2+ TD RECEPTIONS/SEASON

8	Randy Moss (Patriots)	2007
7	Rob Gronkowski (Patriots)	2011
7	Cris Carter (Minnesota)	1995
7	Jerry Rice (San Francisco)	1987

MOST TDS SINCE 2010

Gronkowski's 54 touchdown receptions since the start of the 2010 season are second behind with Dez Bryant (56) for most in the NFL. Gronkowski's 55 overall touchdowns are fourth since 2010, behind Arian Foster (62), Marshawn Lynch (62) and Dez Bryant (58).

MOST TOUCHDOWN RECEPTIONS SINCE 2010

<u>Player</u>	<u>Touchdowns</u>
Dez Bryant	56
Rob Gronkowski	54
Calvin Johnson	53
Jimmy Graham	51

MOST TOUCHDOWNS RECEPTIONS BY A TIGHT END SINCE 2010

<u>Player</u>	<u>Touchdowns</u>
Rob Gronkowski	54
Jimmy Graham	51
Antonio Gates	40
Vernon Davis	33
Jason Witten	30
Tony Gonzalez	29
Greg Olsen	27

GRONKOWSKI HAS 15 CAREER 100-YARD GAMES

Gronkowski registered his 15th career 100-yard game and his third of the 2014 season in the win vs. Denver (11/02/14). He has the team mark for the most 100-yard games by a tight end.

MOST 100-YARD GAMES BY A PATRIOTS TIGHT END

<u>Player</u>	<u>100-Yard Games</u>
Rob Gronkowski	15
Ben Coates	9

ALL IN THE FAMILY

Gronkowski grew up playing football against his brothers in the backyard. Two of his brothers have NFL playing experience. Dan Gronkowski, finished the 2011 season with Cleveland after spending part of the season with the Patriots. He also spent time with Detroit (2009) and Denver (2010). Chris was with San Diego in 2013 after spending 2012 with Denver, 2010 with Dallas and 2011 with Indianapolis. The Gronkowskis are among 23 different sets of three brothers to have played in the NFL and join nine other families with at least three brothers in the NFL playing at the same time.

<u>Family</u>	<u>Brothers</u>	<u>Yr. in NFL at Same Time</u>
Gronkowski	Rob, Dan, Chris	2010-2011
Baldinger	Brian, Gary, Rich	1986-88, 90-92
Browner	Joey, Keith, Ross	1984-87
Olsen	Merlin, Phil, Orrin	1976
Saul	Rich, Bill, Ron	1970
Richardson	Gloster, Tom, Willie	1969
Rooney	Bill, Cobb, Joe	1924-27
Kinderdine	Hobby, Shine, Walt	1924
Nesser	Al, Frank, Fred, John, Phil, Ted	1921

IN GOOD COMPANY

In 2011, Rob Gronkowski joined Dallas Clark, Jimmy Graham, Tony Gonzalez and Todd Christiansen, as the only tight ends in NFL history with 90-plus receptions, 1,000-plus yards and 10-plus touchdown receptions in a single season.

TIGHT ENDS WITH 90-PLUS RECEPTIONS, 1000-PLUS YARDS AND 10-PLUS TOUCHDOWNS IN A SEASON

<u>Player</u>	<u>Rec.</u>	<u>Yards</u>	<u>TDs</u>	<u>Year</u>
Rob Gronkowski (NE)	90	1,327	17	2011
Jimmy Graham (NO)	99	1,310	11	2011
Dallas Clark (IND)	100	1,106	10	2009
Tony Gonzalez (KC)	96	1,058	10	2008
Todd Christensen (LAR)	92	1,247	12	1983



PATRIOTS OFFENSIVE NOTES



LAFELL FINDS THE END ZONE

WR Brandon LaFell scored his first touchdown with the Patriots on a 44-yard touchdown pass from Tom Brady in the third quarter at Kansas City (9/29/14).

HITTING THE CENTURY MARK

LaFell finished the game against Kansas City (9/29) with six receptions for 119 yards for his first 100-yard day as a Patriot and the third 100-yard day of his career. He had his fourth career 100-yard day vs. Chicago (10/26), setting a career-high with 11 receptions for 124 yards.

TWICE AS NICE

WR Brandon LaFell scored two touchdowns on an 18-yard pass and a 56-yard pass in the fourth quarter at Buffalo on Oct. 12, 2014. It was his second two-touchdown game of his career. He had two touchdowns with Carolina vs. the New York Giants on Sept. 22, 2013. He added his third two-touchdown game at Green Bay on Nov. 30.

CAREER DAY FOR LAFELL

Brandon LaFell had 11 receptions for 124 yards vs. Chicago (10/26/14), setting career highs in each category. LaFell's 11 topped his previous career high of seven receptions last season for Carolina when they played New England on Nov. 18, 2013. His 124 yards topped his previous career high of 119 yards, set at Kansas City on Sept. 29, 2014.

LAFELL REWRITES PERSONAL RECORD BOOK

Brandon LaFell set career high season marks in receptions, yards and touchdowns in 2014. He finished the 2014 season with 74 receptions for 953 yards and seven touchdowns. LaFell's previous high in receptions was 49 in 2013, his previous best in yards was 677 in 2012 and his previous best in touchdowns was five in 2013.



LIKE FATHER LIKE SON

Matthew Slater is one of 10 sons of Hall of Fame members to be drafted in NFL history.

HALL OF FAME FATHERS WITH SONS DRAFTED IN THE NFL

Jackie Slater (class of 2001) – son, Matthew Slater (NE)

Bobby Bell (class of 1983) – son, Bobby Bell (NYJ)

Tony Dorsett (class of 1994) – son, Anthony Dorsett (HOU)

Bob Griese (class of 1990) – son, Brian Griese (DEN)

Russ Grimm (class of 2010) – son, Cody Grimm (TB)

Howie Long (class of 2000) – son, Chris Long (STL)
son, Kyle Long (CHI)

Bruce Matthews (class of 2007) – son, Jake Matthews (ATL)

Don Shula (class of 1997) – son, Mike Shula (TB)

Kellen Winslow (class of 1995) – son, Kellen Winslow (CLE)

ALL-STAR COMBINATION

Matthew Slater was voted to his fourth straight Pro Bowl in 2014. His father, Jackie Slater, went to seven Pro Bowls. The Slater family's 11 combined Pro Bowls are the second most among father-son contingents to have been voted to at least one Pro Bowl each.

MOST FATHER AND SON PRO BOWL SELECTIONS

<u>Players</u>	<u>Pro Bowls</u>
Archie (2), Peyton (14) and Eli Manning (3)	19
Jackie (7) and Matthew Slater (4)	11

SLATER'S EMERGENCE WAS SPECIAL

Bill Belichick acknowledged Matthew Slater's role as a gunner on special teams: "Matt is one of the best in the league," Belichick said. "Any time the punt return team has to double somebody, that makes it one less guy they can use somewhere else in the return. He almost always draws two guys out there unless they're in an eight-man rush. Most of the time, there's two guys out there — fourth-and-short, where they're trying to protect the box — but he draws a lot of double teams, and deservedly so. He does an outstanding job of covering punts."



PATRIOTS OFFENSIVE NOTES

ELECTED TEAM LEADER

Patriots wide receiver Matthew Slater has been named to four straight Pro Bowls (2011-14) for his special teams work, but perhaps more revealing of his value to New England is the fact that he has been elected a captain by his teammates for the fourth straight season in 2014.

The special teams ace was willing to share his advice on being a great captain with high school football players in a story published by *The Boston Globe*. "I think first and foremost, you have to be able to put others before yourself. Being a captain and leadership is about serving, and to me, that means a great deal of sacrifice – putting aside personal agendas for the greater common goal. Leadership is equated with sacrifice. I think you have to be willing to do whatever it takes for the unit to succeed. I think you need to lead by example. A lot of times, it's about what you do, not what you say."

SLATER ON BILL BELICHICK

"Guys have really bought into what we're trying to do here and believing in the goals that we've set to accomplish. We try not to acknowledge all the noise and hype surrounding ballgames. We prepare ourselves to have success by the way we work day-in and day-out on the field and in the meeting room, but it definitely starts with our leadership on this team."



FIRST NFL TD

WR Brian Tyms scored his first NFL touchdown on a 43-yard reception from Tom Brady in the win at Buffalo (10/12). He entered the game with two career receptions for 12 yards in seven games. In total for 2014, Tyms had all five receptions for 82 yards, all coming against the Bills.



2011 FIRST ROUND PICK NATE SOLDER

It only took a day for Nate Solder to decide to change from his lifelong position of tight end to tackle after playing his freshman year at Colorado as a tight end. "My coaches came to me and said, 'You'd be an all right tight end, but you'd be an even better tackle,'" he told the *Boston Globe*. "I've always wanted to be great, so that's why I moved to tackle."

He added over 30 pounds after his redshirt freshman season and was named the team's starting left tackle. He played in 2,540 of 2,542 offensive plays over the next three seasons at Colorado and became an immediate contributor on the Patriots offensive line at right tackle as a rookie before moving to left tackle.



VEREEN SETS TWO RECORDS IN ONE GAME

Shane Vereen had 12 receptions for 153 yards vs. Cleveland on Dec. 8, 2013, setting a single-game franchise record for most receptions and most receiving yards by a running back.

MOST RECEIVING YARDS BY A PATRIOTS RUNNING BACK/SINGLE GAME

Player	Game	Yards
Shane Vereen	vs. Cleveland (12/08/13)	153
Dick Christy	vs. Oakland (11/04/60)	124
Joe Johnson	vs. Houston (11/25/60)	123

MOST RECEPTIONS BY A PATRIOTS RUNNING BACK/ SINGLE GAME

Player	Game	Rec.
Shane Vereen	vs. Cleveland (12/08/13)	12
Kevin Faulk	vs. Tampa Bay (09/03/00)	11
Leroy Thompson	vs. Minnesota (11/13/94)	11
Tony Collins	vs. Philadelphia (11/29/87)	11

SEVENTH NFL RUNNING BACK TO POST 150 YARDS RECEIVING IN A SINGLE GAME IN THE LAST 10 SEASONS

Player	Team	Yards
Jamaal Charles (2013)	Kansas City	195
LeVeon Bell (2014)	Pittsburgh	159
Brain Westbrook (2004)	Philadelphia	156
Jahvid Best (2010)	Detroit	154
Shane Vereen (2013)	Patriots	153
Darren Sproles (2014)	Philadelphia	152
Matt Forte (2010)	Chicago	151

RUNNING BACK RANKINGS

Vereen finished the 2014 season fifth in receiving yards (447), fifth in receptions (52) and tied for eighth in receiving touchdowns (3) among NFL running backs this season.

VEREEN SETS CAREER HIGHS

Shane Vereen set career highs in 2014 with 52 receptions for 447 receiving yards. His previous bests were 47 receptions for 427 yards in 2013.

VEREEN'S 52 PICKUPS

Shane Vereen finished the 2014 season with a career high 52 receptions for 447 yards. His 52 catches were the most by a Patriots running back since Kevin Faulk had 58 receptions in 2008. Vereen joins Faulk, Tony Collins, Leroy Thompson, Dave Meggett and Kevin Turner as the only running backs in Patriots history to have 50 or more receptions in a season.



PATRIOTS DEFENSIVE NOTES



RYAN WENDELL LEADS THE NFL IN PLAY SNAPS IN 2012

Ryan Wendell played a league-high 1,249 snaps in 2012 and it helped earn him a spot on the *USA Today* All-Joe team. Said Wendell: "I think first it says a lot about the organization, our training staff and our strength training coaches, that they do everything they can all season and all off-season and during the spring to keep us healthy throughout the whole season. I think it says more about them than it does about me individually."



WHAT'S IN A NUMBER?

When Arrington was first making the transition from Hofstra to the NFL in 2008, he was assigned jersey No. 42. At that point in his career, he was cut by both the Eagles and Buccaneers. When Arrington first arrived in New England as a practice squad player in 2009, he initially donned No. 27. But when No. 24 became available, a result of Jonathan Wilhite leaving in free agency after the 2010 season, Arrington pounced on it.

The reason is that it reflects how he's flipped his NFL fortunes – from a No. 42 struggling to hang on to a No. 24 who has carved out a role on a winning team. Arrington moved from 24 to 25 in an agreement with Adrian Wilson in 2013 to accommodate the veteran's desire to keep the same jersey he had worn during his 12-year NFL career.

ARRINGTON SCORES AGAIN

DB Kyle Arrington has two touchdowns in 2014. He returned a Cincinnati fumble (10/5/14) forced by Brandon Bolden on a third-quarter kickoff 9 yards for a touchdown and returned a blocked field goal 62 yards for a touchdown vs. Miami (12/14). He has four career touchdowns. He returned a blocked field goal 35 yards for a touchdown at Miami (10/4/10) and returned his first career interception 36 yards for a touchdown vs. Green Bay (12/19/10).



JAMIE COLLINS' JOURNEY

The road to the NFL has been anything but easy for linebacker and 2013 second-round draft pick Jamie Collins. The youngest of five siblings growing up in Meadville, Miss., Collins lost both of his parents when he was six years old and was raised by one of his sisters, who was in her mid 20s.

Collins turned to football as an outlet to help him through the tough times. "It means a lot. It's my living," Collins told *The Boston Herald*. "It kept me on track." Collins' resiliency in dealing with adversity has made a lasting impact on fellow Mississippi native Stevan Ridley, who grew up 30 miles west of Meadville in Natchez, Miss., and got to know Collins through a family friend. "What I've known about him, he really has been a strong person," Ridley told the *Herald*. "Anybody that's gone through the things that he's gone through and can still find a way to be successful on the football field, you have to be mentally tough. That's what he's kind of done as a teammate here. He's come in here and accepted his role and did a pretty good job as a rookie."

COLLINS RECORDS FIRST INT

LB Jamie Collins intercepted a Kyle Orton pass in the win at Buffalo (10/12), marking his first regular-season interception. He had his second of the year at the Jets on Dec. 21. His first career pick came last year in the AFC Divisional Playoff vs. Indianapolis (1/11/14).

COLLINS' FIRST TWO-SACK GAME

LB Jamie Collins registered his first NFL two-sack game with a 9-yard sack in the first quarter and a 9-yard sack in the second quarter against San Diego (12/7). It was the fourth time in 2014 that a Patriots player had a multiple sack game. LB Dont'a Hightower had two sacks at Minnesota (9/14), DE Chandler Jones had two sacks at Minnesota (9/14) and DL Rob Ninkovich had three sacks at Buffalo (10/12).

TEAM LEADER

Collins had a standout second season in 2014. He led the team in total tackles (109), forced fumbles (4) and fumble recoveries (2), and tied for the team lead in interceptions (2).



WEARING BRUSCHI'S JERSEY #54

As a first round draft pick, Dont'a Hightower is used to high expectations. Hightower went to training camp with jersey #45 but was switched to jersey #54 prior to the start of his rookie year in 2012. Former LB Tedy Bruschi wore #54 for 13 seasons.

Hightower understands the importance of the number and hopes to live up to its legacy. "I definitely feel honored to be able to wear this number," Hightower said. "I've read that Tedy didn't want it to be retired and he hoped another linebacker would come in and be able to wear this number and be able to play as well. I feel honored. Tedy was a great player, and he means a lot to this organization. I'm definitely proud to be able to wear this number."

HIGHTOWER HAS A CAREER FIRST

LB Dont'a Hightower registered his first career two-sack game at Minnesota (09/14/14).

HIGHTOWER SETS CAREER HIGH

LB Dont'a Hightower registered a 9-yard sack of Green Bay QB Aaron Rodgers in the second quarter to set a career high with 4½ sacks in 2014. He now has 6.0 sacks for the year. His previous best was four sacks as a rookie in 2012.



PATRIOTS DEFENSIVE NOTES



FOLLOWING IN BROTHERS' FOOTSTEPS

Chandler Jones has two brothers, Arthur, a fifth-round NFL Draft selection by the Baltimore Ravens in 2010 (currently with the Indianapolis Colts), who was a Syracuse defensive tackle, and Jon "Bones" Jones, a UFC fighter and the reigning Lightweight Champion.

RACKING UP SACKS

Chandler Jones reached a career high with 11½ sacks in 2013. He had six sacks as a rookie in 2012 and had six sacks in 2014.

MOST SACKS IN THE FIRST THREE SEASONS/PATRIOTS HISTORY

Player	Seasons	Sacks
Garin Veris	1985-87	28.0 (10.0, 11.0, 7.0)
Andre Tippett	1982-84	27 (0, 8.5, 18.5)
Willie McGinest	1994-96	25 (4.5, 11, 9.5)
Chandler Jones	2012-14	23.5 (6.0, 11.5, 6.0)
Chris Slade	1993-95	22.5 (9.0, 9.5, 4.0)
Brent Williams	1993-95	20 (7.0, 5.0, 8.0)

JONES PILED UP SACKS IN 2013

Jones finished the 2013 season with 11½ sacks on the year. The Patriots have now had a player finish with 10 or more sacks in a season 15 times in team history.

PATRIOTS 10-PLUS SACK SEASONS

Sacks	Player	Year
12.0	Tony McGee	1977
10.0	Bobby Hamilton	1977
11.5	Tony McGee	1978
10.5	Tony McGee	1979
18.5	Andre Tippett	1984
16.5	Andre Tippett	1985
10.0	Garin Veris	1985
11.0	Garin Veris	1986
12.5	Andre Tippett	1987
11.0	Willie McGinest	1995
12.5	Mike Vrabel	2007
10.0	Tully Banta-Cain	2009
10.0	Mark Anderson	2011
10.0	Andre Carter	2011
11.5	Chandler Jones	2013

DEFENSIVE PLAYER OF THE WEEK

Chandler Jones was named AFC Defensive Player of the Week for his performance in the Patriots' 30-7 victory at Minnesota on Sept. 14, 2014. It was the first time in Jones' career that he has received an AFC Player of the Week honor. He was named AFC Defensive Player of the Month for November last season and NFL Defensive Rookie of the Month in September 2012.

Jones blocked a 48-yard field goal attempt and returned it 58 yards for a touchdown to give New England a 24-7 halftime lead at Minnesota (9/14). He also finished the game with eight total tackles and his fifth career two-sack game.

The last time the Patriots earned an AFC Defensive Player of the Week honor was Week 10 of the 2011 season when Andre Carter tied a team record with four sacks at N.Y. Jets (11/13/11).

JONES ACHIEVES TRIFECTA

DL Chandler Jones blocked a second-quarter Minnesota 48-yard field goal attempt, recovered the loose ball and returned it 58 yards for a touchdown. It was the fifth blocked field goal returned for a touchdown in Patriots history and the first returned for a touchdown since S Patrick Chung blocked a field goal attempt that was returned 35 yards for a touchdown by DB Kyle Arrington at Miami on Oct. 4, 2010. It is the second field goal block by Jones. He blocked a 39-yard attempt vs. Miami on Oct. 27, 2013. It was Jones' second career touchdown. He recovered an errant shotgun snap squibbed into the end zone at Baltimore on Dec. 22, 2013.

MULTIPLE SACKS FOR JONES

Jones finished with his fifth career two-sack game at Minnesota (09/14/14). He had three two-sack games in 2013.



THIRD TEAM'S A CHARM

Chris Jones had an early introduction to failure in the NFL. Taken behind 37 other defensive linemen in the 2013 NFL Draft, the defensive tackle was cut by two teams over a span of just 11 days. After selecting him in the sixth round with the 198th overall pick, the Houston Texans cut Jones on Aug. 31. Jones signed with the Tampa Bay Buccaneers on Sept. 1, but lasted only 10 days, as the Buccaneers released him on Sept. 10. Rather than be deterred by these early disappointments, however, Jones maintained a positive outlook when he signed with the Patriots on Sept. 11, and it has paid off in a big way. Thrust into a starting role after key injuries to the defensive line, Jones finished his rookie season with six sacks.

Jones' sudden success may have come as a surprise to some, but not to Dave Clawson, Jones' college coach at Bowling Green. Jones was part of Clawson's first recruiting class and blossomed into an All-American and two-time captain for the Falcons. "It's hard to talk about Chris without getting a little bit emotional," Clawson told the *The Boston Herald*, "because he was that special of a player and person in our program."

JONES SAVES THE DAY; EARNS AFC HONORS

Chris Jones blocked a 58-yard field goal attempt by the Jets on the final play of the game to preserve New England's 27-25 win. It was the first blocked field goal for the Patriots since Chandler Jones blocked a 48-yard try by Minnesota's Blair Walsh earlier this season. He was named AFC Special Teams Player of the Week for his performance in the victory.



PATRIOTS DEFENSIVE NOTES



DOUBLE TROUBLE: DB DEVIN McCOURTY

After being selected by the Patriots in the first round of the 2010 NFL Draft, DB Devin McCourty became part of a select group in league history. McCourty's identical twin brother, Jason, is a cornerback with Tennessee, selected in the sixth round of the 2009 NFL Draft. The two are the 12th set of twins to play in the NFL. Devin redshirted for the 2005 season and therefore was a year behind his brother in eligibility. McCourty is the second twin to suit up for the Patriots, after CB Kato Serwanga was a member of the team from 1998-2000. His twin brother, Wasswa, played for San Francisco and Minnesota from 1999-2001. According to McCourty's mother, the two can only be told apart by tiny scars on their faces left by chickenpox. The McCourty twins are one of two active sets of twins playing in the NFL.

[Current Twins Playing in the NFL](#)

Devin (NE) and Jason McCourty (TEN)

Maurkice (PIT) and Mike Pouncey (MIA)

McCOURTY GOES LONG

Devin McCourty had a 104-yard kickoff return for a touchdown vs. N.Y. Jets (10/21/12), the second longest kickoff return in team history. Ellis Hobbs has the longest in team history with a 108-yard return for a touchdown at N.Y. Jets on Sept. 9, 2007. He was named AFC Special Teams Player of the Week for his performance.

[Longest Kickoff return in Patriots History](#)

Ellis Hobbs 108TD at New York Jets (9-9-07)

Devin McCourty 104TD vs. New York Jets (10-21-12)

IN GOOD COMPANY

Devin McCourty earned Associated Press All-Pro Second Team honors at safety in 2013. He also earned Second Team All-Pro Honors as a rookie in 2010 when he played cornerback. McCourty joins Pro Football Hall of Famers Rod Woodson and Ronnie Lott as the only NFL players to earn All-Pro honors at both safety and cornerback.

McCOURTY REGISTERS CAREER LONG

DB Devin McCourty returned a first quarter interception 60 yards to the Minnesota (09/14/14) 1-yard line to set up a Patriots touchdown. It is the longest interception return of his career. He had a 50-yard return as a rookie in 2010 at Detroit (11/25) on Thanksgiving Day.



A NOSE FOR THE FOOTBALL

Ninkovich has more opponent fumble recoveries (13) over the last five seasons (2010-2014) than any other NFL player. J.J. Watt is second during that time with 11 opponent fumble recoveries.



CAREER DAY IN BUFFALO

Ninkovich finished with a three-sack game for the first time in his career in the win at Buffalo (10/12), to add to two two-sack performances vs. Miami (1/2/11) and at Carolina (11/18/13).

WHERE DID HE COME FROM?

Rob Ninkovich's journey to the Patriots was not easy. He entered the league as a fifth-round pick by the Saints in 2006 and was waived four times by New Orleans and Miami before landing in New England on Aug. 2, 2009. He spent the 2009 offseason trying to make the New Orleans team as a long snapper. Before coming to the Patriots, he had appeared in just eight games over three seasons. He doubled that total in his first year in New England, appearing in 15 games in 2009 and his role on the team has grown since, earning a starting role at linebacker in 2010 and 2011 before moving to a starting role on the defensive line in 2011.

CRAZY EIGHTS

Ninkovich raised his 2014 total to a team-high of 8.0 sacks in 2014. Ninkovich has had at least 8.0 sacks in three consecutive seasons (8.0 in 2012, 8.0 in 2013 and 8.0 in 2014), becoming the first Patriots player to have at least 8.0 sacks in three consecutive seasons since Pro Football Hall of Famer Andre Tippett achieved the feat from 1985-87 (1985, 16 1/2, 1986, 9 1/2 and 1987, 12 1/2).

NINKOVICH SCORED AS A TE IN COLLEGE

Ninkovich played some at tight end in college at Purdue and caught two touchdown passes with a 2-yard touchdown pass from Buffalo QB Kyle Orton and a 1-yard touchdown pass from former New York Giants and Indianapolis QB Curtis Painter.



PATRIOTS DEFENSIVE NOTES

CB DARRELLE REVIS

HOMETOWN PATRIOTS CONNECTION

Darrelle Revis and former Patriots CB Ty Law are close friends, having both grown up in Aliquippa, Pa. Revis considers Law a close family friend. He sees Law as somewhat of an adviser.

"Ty has been a mentor through my whole life. He's a very close friend to my family. I talk to Ty all the time – about life and football. I'm just happy he's on my side and I can bounce questions off of him and ask him certain things because he has a lot of experience. Ty's always there in my corner to help me whether it's football or life. I thank Ty for that."

LEAGUE LEADER

Darrelle Revis leads the NFL in passes defended since entering the league in 2007.

RANK	PLAYER	PD
1	Darrelle Revis	123
2	Tramon Williams	115
3	Dominique Rodgers-Cromartie	109
4	Jonathan Joseph	108
5	DeAngelo Hall	105

GAME CHANGER

Darrelle Revis has 23 career regular-season interceptions - four of which have either sealed a win or led to a game-winning score.

GAME SAVING INTERCEPTIONS

9/7/08 at Miami **W** **20-14**

The Dolphins were driving deep into Jets territory late in the fourth quarter when Revis intercepted Miami QB Chad Pennington in the end zone with :10 left to secure the win.

12/3/09 at Buffalo **W** **19-13**

The Bills had possession down by six points with 2:32 left when Revis picked off Bills QB Ryan Fitzpatrick on a deep pass intended for WR Terrell Owens. New York ran out the clock with four kneel downs.

9/11/11 Dallas **W** **27-24**

With the score tied at 24 with under one minute in the fourth quarter, Revis intercepted a Tony Romo pass intended for Dez Bryant and returned the pick 20 yards into Dallas territory to set up the game-winning field goal.

11/11/13 vs. Miami **W** **22-19**

With 1:44 remaining, Dolphins QB Ryan Tannehill threw a deep pass intended for WR Mike Wallace that was picked off by Revis in Buccaneers territory. Tampa Bay took possession and ran out the clock for the victory.

DB LOGAN RYAN AND DB DURON HARMON

CLASSMATES REUNITE IN NEW ENGLAND

Defensive backs Logan Ryan and Duron Harmon are used to working together. Ryan and Harmon began their college football careers together as members of the same recruiting class at Rutgers University and developed a close friendship during their four years in Piscataway, N.J. As fate would have it, Ryan and Harmon would begin their NFL journeys together as well when the Patriots selected the two defensive backs just eight picks apart in the third round of the 2013 NFL Draft.

Reunited once again, the former Scarlet Knights are excited and eager to make their mark, just as they did at Rutgers. "We talked before the draft and said how good it would be to play on the same team again, and for it to happen again, it's exciting and it's a blessing," Harmon told *The Boston Globe*. "It's great [we're contributing], because at the end of the day you want to play, and to contribute to a team like this, it's fun."

RYAN'S FIRST PICK FOR SIX

Ryan returned his first NFL interception 79 yards for a touchdown N.Y. Jets on Oct. 20, 2013. The last Patriots player to return their first career interception for a touchdown was Kyle Arrington in 2010. The last rookie Patriots player to return their first career interception for a touchdown was James Sanders in 2005:

PATRIOTS PLAYERS TO RETURN THEIR FIRST CAREER INT FOR A TD

Season	Player	INT TD Yds
2013	Logan Ryan	79
2010	Gary Guyton	59
2010	Kyle Arrington	36
2005	James Sanders	39
2003	Asante Samuel	55
1999	Andy Katzenmoyer	59
1996	Willie McGinest	46
1992	Chris Singleton	82
1967	John Charles	35
1963	Jim Hunt	78
1961	Don Webb	27

RYAN RETURNS... TO SCHOOL

When Logan Ryan decided to leave Rutgers and enter the NFL Draft after his redshirt junior season in 2012, he made a promise to his parents that after his rookie year, he would return to school and earn his degree.

Ryan kept his promise and graduated in the spring of 2014 with a degree in labor relations and a minor in psychology.

"I committed to Rutgers, not only as a football player, but as a student, so I was going to make sure I finished that end too," Ryan told NJ.com.

"It's a big accomplishment in my life. I held my word to my parents and stuck with it and I'm fortunate. It took a lot of work, but I was able to go back and finish and walk in graduation."



PATRIOTS DEFENSIVE NOTES

FIRST NFL SACK RESULTS IN TURNOVER

Ryan forced a fumble on his first NFL sack vs. Miami (10/27/13), a week after returning his first career interception for a touchdown. Ryan strip-sacked Ryan Tannehill, forcing a fumble recovered by Rob Ninkovich that led in to a touchdown. The play marked the second time in as many weeks that a Ryan turnover led to Patriots points.



REASONS FOR TEAM SUCCESS

Patriots Pro Bowl DL Vince Wilfork, who has served as a defensive captain for the Patriots for seven straight seasons, says the team's continued success is a result of the entire organization working towards one common goal:

"The Patriots are all about team, family and smart football players. They try to get good people here from coaches to guys who work in the front office to guys who put on this uniform. I think everybody has to have one goal in mind, and that's to be together. When you get an organization together that is seeking one goal, you can be pretty successful."

SEALED WITH A PICK

Vince Wilfork notched his third career interception (second vs. Oakland on Sept. 21) when he snared a pass that had been deflected in the final minute of the game. The play came with the Raiders having gained a first-and-goal and with Oakland trailing by seven points. Wilfork's last interception was also against Oakland, coming in a 31-19 New England victory in Oakland on Oct. 2, 2011.

THIRD TIME'S A CHARM

Vince Wilfork became the franchise's all-time leader in interceptions by a defensive lineman following his INT vs. Oakland. Wilfork became the first Patriots defensive lineman to have three interceptions.

PATRIOTS RECORD BOOK / MOST INTERCEPTIONS BY A DEFENSIVE LINEMAN

<i>Player</i>	<i>Yrs</i>	<i>Int</i>	<i>Yds</i>
Vince Wilfork	2004-2014	3	48
Anthony Pleasant	2001-2003	2	0
Richard Seymour	2001-2008	2	6
Henry Thomas	1997-2000	2	40






PATRIOTS SPECIAL TEAMS NOTES

K STEPHEN GOSTKOWSKI

FRANCHISE SCORING LEADER

K Stephen Gostkowski became the Patriots all-time leader in points, passing Adam Vinatieri (1,158), in the win vs. Miami (12/14/14). Gostkowski entered the game needing five points to take the lead and reached the milestone on a 35-yard field goal in the third quarter. Gostkowski now has 1,179 total points.

Player	Points
Stephen Gostkowski	1,179
Adam Vinatieri	1,158
Gino Cappelletti	1,130



NFL POINTS LEADER IN 2014

Stephen Gostkowski finished first in the NFL in 2014 with 156 points, second only to his team record of 158 points in 2013. Gostkowski led the NFL in scoring in 2014 for the third straight season. He is the first NFL player with three seasons of 150 or more points.

Patriots Record for Most Points in a Season

158	Stephen Gostkowski, 2013
156	Stephen Gostkowski, 2014
155	Gino Cappelletti, 1964 (includes 7 TDs)
153	Stephen Gostkowski, 2012
148	Stephen Gostkowski, 2008
147	Gino Cappelletti, 1961
143	Stephen Gostkowski, 2011

NFL Record for Most Points by a Kicker

166	David Akers (SF) in 2011
164	Gary Anderson (MIN) in 1998
163	Jeff Wilkins (STL) in 2003
161	Mark Moseley (WAS) in 1983
158	Stephen Gostkowski (NE) in 2013
157	Mike Vanderjagt (Indianapolis) in 2003
156	Stephen Gostkowski (NE) in 2014
153	Stephen Gostkowski (NE) in 2012

FOUR-TIME LEAGUE LEADER

Gostkowski led the NFL for the third straight season in 2014. He led the NFL with 156 total points in 2014, 158 total points in 2013, 153 points in 2012 and 148 points in 2008. He is one of three players to lead the NFL in scoring for at least four seasons.

He joins Don Hutson, Gino Cappelletti, Pat Harder and Paul Hornung as the fifth player to lead the NFL in scoring for at least three straight seasons.

NFL Record for Most Seasons Leading the League in Scoring

5	Don Hutson Green Bay (1940-44)
5	Gino Cappelletti Patriots (1961, 1963-66)
4	Stephen Gostkowski (2008, 2012-14)
3	Earl Clark, Portsmouth (1932), Detroit (1935-36)
3	Pat Harder, Chicago Cardinals (1947-49)
3	Paul Hornung, Green Bay (1959-61)

GOSTKOWSKI BREAKS HIS OWN TEAM RECORD

Gostkowski led the NFL in 2014 with 35 field goals, the third-highest field goal total in team history. Gostkowski tied for the NFL lead with Baltimore's Justin Tucker with 38 field goals in 2013, breaking his own franchise record for most field goals in a season. He originally set the franchise record with 36 field goals in 2008.

MOST FIELD GOALS MADE IN A SEASON/PATRIOTS

Player	Field Goals	Year
Stephen Gostkowski	38	2013
Stephen Gostkowski	36	2008
Stephen Gostkowski	35	2014
Tony Franklin	32	1986
Adam Vinatieri	31	2004
Adam Vinatieri	31	1998

ON THE MARK IN 2014

Gostkowski made 94.6 percent of his field goals in 2014 (35-of-37), setting a new team record for field goal percentage in a single season.

PATRIOTS BEST FIELD GOAL PCT./SEASON

(Minimum 30 Attempts)				
Player	Years	FGM	FGA	Pct.
Stephen Gostkowski	2014	35	37	.946
Adam Vinatieri	2004	31	33	.939
Stephen Gostkowski	2013	38	41	.927
Stephen Gostkowski	2008	36	40	.900
Adam Vinatieri	2002	27	30	.900

FIFTH-MOST FGs IN A SEASON

MOST FIELD GOALS MADE IN A SEASON/NFL

Player	Field Goals	Year
David Akers (San Francisco)	44	2011
Neil Rackers (Arizona)	40	2005
Olindo Mare (Miami)	39	1999
Jeff Wilkins (St. Louis)	39	2003
Stephen Gostkowski (Patriots)	38	2013
Justin Tucker (Baltimore)	38	2013

EVEN STEPHEN

Since joining the Patriots as a fourth-round draft choice in 2006, Gostkowski has connected on 86.8 percent of his regular-season field goal attempts, the best field goal percentage in Patriots history.

PATRIOTS ALL-TIME LEADERS / FIELD GOAL PCT.

(Minimum 50 Attempts)				
Player	Years	FGM	FGA	Pct.
Stephen Gostkowski	2006-14	243	280	.868
Adam Vinatieri	1996-05	263	321	.819
Matt Bahr	1993-95	55	72	.764



PATRIOTS SPECIAL TEAMS NOTES

1,000-POINT BENCHMARK

Stephen Gostkowski (1,179) reached the 1,000 point mark in only his 119th career game. He is the only kicker in NFL history to reach 1,000 career points in less than 120 career games played.

KICKERS TO REACH 1,000 POINTS IN FEWEST GAMES:

Player	Points	Games
Stephen Gostkowski	1,009	119
Mike Vanderjagt	1,004	126
Jason Elam	1,003	132
Ryan Longwell	1,002	136
Jan Stenerud	1,002	136

ON THE MARK

Stephen Gostkowski's 86.8 field goal percentage is the second-best among NFL kickers all-time.

Player	Years	FGM	FGA	Pct.
Dan Bailey	2011-14	114	127	89.8
Stephen Gostkowski	2006-14	243	280	86.8
Mike Vanderjagt	1998-06	230	266	86.5
Nate Kaeding	2004-12	181	210	86.2
Rob Bironas	2005-13	239	279	85.7
Robbie Gould	2005-14	243	284	85.6
Shayne Graham	2001-14	266	311	85.5
Steven Hauschka	2008-14	129	151	85.4
Matt Bryant	2002-14	286	335	85.4
Connor Bath	2008-14	116	136	85.3

MOST 50-YARD FIELD GOALS IN TEAM HISTORY

Gostkowski is 13-of-17 from 50 yards or more as a member of the Patriots and has the most 50-yard field goals in New England history.

PATRIOTS RECORD FOR MOST 50 YARD FIELD GOALS

Player	Years	FGM	FGA	Pct.
Stephen Gostkowski	2006-14	13	17	76.5
Adam Vinatieri	1996-2005	8	17	47.1
Tony Franklin	1984-87	3	6	50.0

TWO FROM 50-PLUS

Gostkowski drilled a 51-yard field goal and a 53-yarder vs. Arizona (9/16/12) and connected on two 53-yard field goals at Houston on (12/1/13). He is the first Patriots player to have two 50-yard field goals in the same game.

GOSTKOWSKI KICKS CAREER-LONG FG

Gostkowski connected on a career-long 54-yard field goal vs. New Orleans (10/13/13). His previous long was a 53-yard field goal, which he has done six times – at Buffalo (10/12/14), vs. Tampa Bay (9/22/13), vs. Arizona (9/16/12), at Denver (10/11/09) and twice at Houston (12/01/13).

MOST 50-YARD FGs IN A SEASON

Gostkowski was 5-of-6 on 50 yard field goals in 2013, the most by a Patriots player in a single season. Matt Bahr (2 in 1995), Greg Davis (2 in 1989), Tony Franklin (2 in 1985), Adam Vinatieri (2 in 1998) and Gostkowski (2 in 2009 and 2012) had two in a season. The NFL record for most successful 50-yard field goals in a season is 10 by Blair Walsh in 2012 with Minnesota.

200 FIELD GOAL PLATEAU

Stephen Gostkowski's 50-yard field goal in the fourth quarter vs. Cleveland (12/8/13) was his 200th field goal for the Patriots, joining Adam Vinatieri (262) as the only players in Patriots history with 200 or more field goals. Gostkowski now has 243 career field goals.

AFC SPECIAL TEAMS PLAYER OF THE MONTH

Gostkowski was named AFC Special Teams Player of the Month for October by the National Football League in 2013. It is the second time in his career that he has received the AFC Special Teams Player of the Month honor, including October 2008. Gostkowski was a perfect 9-of-9 on field goal attempts in the month of October, including a career-long of 54 yarder in the 30-27 win vs. New Orleans (10/13/13). He totaled 36 of the Patriots' 90 points for the month.

GOSTKOWSKI EXTENDS TEAM MARK

Gostkowski has now scored at least one point in 123 games, a franchise record. He broke a tie with Adam Vinatieri and John Smith for the all-time lead with 102 consecutive games scoring in the win vs. Denver on Nov. 24, 2013.

Patriots Record for Most Consecutive Games Scored

123	Stephen Gostkowski (12/17/06-present)
101	Adam Vinatieri (11/24/96-12/29/02)
101	John Smith (09/28/75-10/02/80)

GOSTKOWSKI GAME WINNERS

Gostkowski has four career regular-season game-winning kicks and one in the playoffs.

GOSTKOWSKI'S CAREER GAME-WINNING FIELD GOALS

TIME LEFT	DISTANCE	FINAL SCORE	OPP	DATE
3:12 4th	53	34-31	HOU	12/01/2013
1:56, OT	31	34-31	DEN	11/24/2013
0:05, 4th	35	23-21	BUF	09/08/2013
1:56, OT	35	23-20	BAL	10/17/2010
1:10, 4th	31	24-21	SD	01/14/2007*

*Postseason

KICKING A CAREER HIGH

Stephen Gostkowski made five field goals vs. Cincinnati (10/5/14), setting a new career high for most field goals in a game. His previous career high was four field goals, achieved on Sept. 16, 2012, vs. Arizona. Gostkowski's five field goals tie the second highest single-game total in Patriots history, trailing only Gino Cappelletti's six successful field goals on Oct. 4, 1964. The last time a Patriots player had five field goals in a game was on Nov. 14, 2004, when Adam Vinatieri had five field goals vs. Buffalo.

CONSECUTIVE EXTRA POINTS

Stephen Gostkowski is second in NFL history for most consecutive extra points made.

Most Consecutive [Kicking] Points After Touchdown

422	Matt Stover, Baltimore, 1996-2008; Indianapolis, 2009
411	Stephen Gostkowski, New England, 2006-present
371	Jason Elam, Denver, 1993-2002
371	Jeff Wilkins, St. Louis, 1999-2007
360	Jay Feely, Atlanta, 2002-04; N.Y. Giants, 2005-06; Miami, 2007; N.Y. Jets, 2008-09; Arizona, 2010-2013, Chicago 2014



PATRIOTS REFERENCE NOTES

IN A RUSH FOR THE END ZONE

Since 2003, the Patriots are one of only two teams (San Diego) to average more than one rushing touchdown per game, with 211 scores in 192 games.

RUSHING TOUCHDOWNS SINCE 2003 (REGULAR SEASON)

New England	211
San Diego	196
Kansas City	191
Minnesota	186
Philadelphia	181
N.Y. Giants	179
Carolina	176

ANNUAL ACHIEVEMENT

The Patriots won more than half of their games for the 14th straight year after improving to a 9-2 record with the win vs. Detroit on Nov. 23. They are the first team to win more than half of their games in 14 straight seasons since free agency began in 1993.

MOST CONSECUTIVE WINNING SEASONS (since 1970 merger)

San Francisco (1983-98)	16
Dallas (1970-85)	16
New England (2001-14)	14
Oakland (1970-80)	11

MOST CONSECUTIVE WINNING SEASONS ALL-TIME

Dallas (1966-85)	20
San Francisco (1983-98)	16
Oakland (1965-80)	16
Chicago (1930-44)	15
New England (2001-14)	14
Green Bay (1934-47)	14
Cleveland (1957-69)	13

TO THE NINES

The Patriots are the only team in the NFL to have recorded nine or more wins in each of the last 14 seasons.

MOST SEASONS OF 9+ WINS SINCE 2001

New England	14
Indianapolis	12
Green Bay	10
Philadelphia	10
Baltimore	10
Pittsburgh	10

PATRIOTS WIN 10 AGAIN IN 2014

New England has reached at least 10 regular-season wins for 12 consecutive seasons, joining San Francisco (16) as the only teams to accomplish the feat.

<u>Team</u>	<u>Years</u>	<u>Consecutive Seasons with 10+ Wins</u>
San Francisco	1983-1998	16
New England	2003-present	12
Indianapolis	2002-2010	9

FORCING THE ISSUE

The Patriots lead the NFL with a +169 turnover margin since the 1994 season.

NFL TURNOVER MARGIN SINCE 1994

<u>Rank</u>	<u>Team</u>	<u>Turnover Margin</u>
1.	New England	+169
2.	Kansas City	+93
3.	Green Bay	+88

WHAT'S THE POINT?

During the past 15 seasons, the Patriots defense has always ranked higher in points allowed than in yards allowed except for 2007, when both ranked fourth.

	<u>Avg. Points Allowed</u>	<u>Avg. Yds Allowed</u>
2014	19.5 (8)	344.1 (13)
2013	21.1 (10)	373.1 (26)
2012	20.7 (9t)	373.3 (25)
2011	21.4 (15)	411.1 (31)
2010	19.6 (8)	365.5 (25)
2009	17.8 (5)	320.2 (11)
2008	19.3 (8)	309.0 (10)
2007	17.1 (4)	288.3 (4)
2006	14.8 (2)	294.4 (6)
2005	21.1 (17)	330.2 (26)
2004	16.3 (2t)	310.6 (9)
2003	14.9 (1)	291.6 (7)
2002	21.6 (17)	336.1 (23)
2001	17.0 (6)	334.5 (24)
2000	21.1 (17)	334.6 (20)

NFL'S ROAD WARRIORS

Since the start of the 2000 season, the Patriots have the best regular-season road record.

<u>TEAM</u>	<u>RECORD</u>	<u>PCT.</u>
New England	78-42	.650
Philadelphia	74-45-1	.621
Indianapolis	73-47	.608
Pittsburgh	69-51	.575

DIVISIONAL DOMINANCE I

The Patriots have the highest winning percentage vs. division opponents from November until the end of the season since 2002.

<u>Team</u>	<u>W</u>	<u>L</u>	<u>T</u>	<u>Pct.</u>
New England	34	9	0	.791
Indianapolis	36	10	0	.783
Green Bay	35	13	1	.724
San Diego	32	13	0	.711
Pittsburgh	36	15	0	.706



PATRIOTS REFERENCE NOTES

DIVISIONAL DOMINANCE II

The New England Patriots own a 67-19 (.779) record in regular season AFC East games since the beginning of the 2001 season, compiling the best intra-division record of any team in the NFL.

NFL'S TOP DIVISIONAL RECORDS SINCE 2001

Team	W	L	T	Pct.
New England Patriots	67	19	0	.779
Indianapolis Colts	63	23	0	.733
Green Bay Packers	61	24	1	.715
Pittsburgh Steelers	61	27	0	.693

AFC EAST DIVISIONAL RECORDS SINCE 2001

Team	W	L	T	Pct.	Div. Titles	Years
New England	67	19	0	.779	12	2001, 03-07, 09-14
New York Jets	40	46	0	.465	1	2002
Miami	36	50	0	.419	1	2008
Buffalo	30	56	0	.349	0	—

NOTES: The Indianapolis Colts were members of the AFC East in 2001 and compiled a 3-5 divisional record that season. In 2002, the Patriots and Jets both finished with a 9-7 overall record and a 4-2 divisional record, but the Jets claimed the division title by virtue of having a better record against common opponents. In 2008, the Patriots and Dolphins both finished with an 11-5 overall record and a 4-2 divisional record, but Miami qualified for the playoffs due to a better conference record (8-4 to 7-5).

STRONG IN THE SECOND HALF

Since 2001, the Patriots have done a remarkable job of finishing the season strong, compiling an NFL-best 83-22 (.791) record in games on or after Thanksgiving.

PATRIOTS BEFORE AND AFTER THANKSGIVING SINCE 2001

Season	Pre-Thanksgiving	Post-Thanksgiving	Overall
2001	5-5 (.500)	9-0 (1.000)	14-5*
2002	6-5 (.545)	3-2 (.600)^	9-7
2003	9-2 (.818)	8-0 (1.000)	17-2*
2004	9-1 (.900)	8-1 (.889)	17-2*
2005	6-4 (.600)	5-3 (.625)	11-7*
2006	7-3 (.700)	7-2 (.777)	14-5*
2007	10-0 (1.000)	8-1 (.889)	18-1*
2008	7-4 (.636)	4-1 (.800)	11-5
2009	7-3 (.700)	3-4 (.429)	10-7*
2010	8-2 (.800)	6-1 (.857)^	14-3*
2011	7-3 (.700)	8-1 (.889)	15-4*
2012	7-3 (.700)	6-2 (.750)^	13-5*
2013	8-3 (.727)	5-2 (.833)	13-5*
2014	9-2 (.818)	3-2 (.600)	???
Totals	105-40 (.724)	83-22 (.791)	176-59

*-Includes playoffs ^Includes games played on Thanksgiving

BEST RECORDS IN GAMES PLAYED ON OR AFTER THANKSGIVING SINCE 2001

(Includes regular-season and playoff games)

Team	W	L	T	Pct.
New England	83	22	0	.791
Pittsburgh	67	32	0	.677
Green Bay	61	36	0	.629
San Diego	55	34	0	.618
Philadelphia	59	38	0	.608

NFL'S BEST AT HOME

Since their state-of-the-art facility opened at the beginning of the 2002 season, the Patriots own the NFL's best record at home overall. The Patriots own an overall record of 88-16 (.846) at Gillette Stadium in regular season games and a 99-19 (.839) record including playoffs.

BEST HOME RECORDS SINCE 2002 (including playoffs)

Team	W	L	T	Pct.
New England	99	19	0	.839
Indianapolis	86	29	0	.748
Baltimore	81	27	0	.750
Pittsburgh	80	32	1	.712
Seattle	80	32	0	.714
Green Bay	77	34	1	.692
Denver	74	36	0	.673
San Diego	70	39	0	.642
Philadelphia	67	46	0	.593

SHARP AT GILLETTE

The Patriots concluded a 20-game home winning streak with a 24-20 loss to the New York Giants on Nov. 6, 2011. It was the longest home win streak in team history. The Patriots own an overall record of 88-16 (.854) at Gillette Stadium in regular season games. The NFL record for most consecutive home victories is 27, achieved by Miami from 1971-74.

HIGHEST HOME WINNING PCT. SINCE 1970 (MINIMUM 25 GAMES):

Team	Stadium	W-L-T	WIN PCT.
New England	Gillette Stadium	88-16-0	.846
Miami	Orange Bowl	101-22-1	.819
Minnesota	Metropolitan Stadium	64-23-1	.733
Pittsburgh	Heinz Field	81-30-1	.728
LA Rams	Memorial Coliseum	53-20-2	.726

LONGEST HOME WINNING STREAK/PATRIOTS HISTORY (REG. SEASON)

Streak	First Win	Last Win
20	Dec. 12, 2008	Oct. 16, 2011
18	Dec. 29, 2002	Sept. 8, 2005
16	Dec. 30, 2012	Dec. 28, 2014
12	Nov. 26, 2006	Sept. 7, 2008
10	Sept. 18, 1976	Oct. 30, 1977



PATRIOTS REFERENCE NOTES

TOP 10 OFFENSE IN 2013

The Patriots snapped a streak of seven straight seasons in the top 10 in offense when they finished 11th in 2014. Since the 1970 merger, the Patriots offense has finished in the top 10 a total of 17 times, including eight times under Bill Belichick.

Year	Rank
2014	11 (365.5)
2013	7 (384.5)
2012	1 (427.9)
2011	2 (428.0)
2010	8 (363.8)
2009	3 (397.3)
2008	5 (365.4)
2007	1 (411.3)

TOP OFFENSE

The Patriots had finished in the top-10 in offense for seven straight seasons (2007-13), second only to the nine straight by New Orleans (2006-14).

The NFL record for the most consecutive seasons finishing in the top-10 in offense since the merger in 1970 is the San Francisco 49ers with 15 (1982-96).

MODEL OF CONSISTENCY

The Patriots have 29 winning seasons since the 1970 merger.

MOST WINNING SEASONS SINCE THE 1970 MERGER

1. Pittsburgh	32
2. Dallas	30
3. New England	29
3. Miami	29
5. Minnesota	27
5. Denver	27
7. San Francisco	26

PATRIOTS REACH 6,000 TOTAL YARDS

The Patriots finished seventh in the NFL with 6,152 total yards in 2013. It was the fifth time in team history and third straight season that the Patriots reached 6,000 yards in a season. The Patriots offense had 5,848 yards in 2014.

Patriots Most Total Net Yards/Season

6,848 in 2011
6,846 in 2012
6,580 in 2007
6,357 in 2009
6,152 in 2013

A COMEBACK FOR THE AGES

The Patriots came back from a 24-point deficit to defeat the Broncos, 34-31, in overtime in a Sunday Night Football matchup on Nov. 24, 2013, marking the largest comeback win in team history, after trailing 24-0 at halftime.

New England's previous best comeback win was from a 23-0 deficit to win, 38-23, vs. Seattle (9/16/84). The Patriots also came back from 22 points down to win at the New York Giants, 23-22 (12/21/96). The Patriots have come from 21 points down to win four times, most recently vs. Buffalo (1/1/12).

PATRIOTS





PATRIOTS FOOTBALL Network

The **Patriots Football Network (PFN)** is the full portfolio of media offerings from the three-time Super Bowl Champion New England Patriots. PFN provides Patriots content produced both in-house and with media partners spanning print, television, radio and the Internet.

PATRIOTS ALL ACCESS

The Emmy-Award winning "Patriots All Access" airs weekly throughout the season on WBZ, Channel 4 in Boston and regional affiliates. Patriots All Access features exclusive, behind-the-scenes access and in-depth weekly features on Patriots players and personnel. Hosted by WBZ's Steve Burton, the show features weekly sit-downs with Coach Bill Belichick, including the popular "Belestrator" segment where the coach breaks down upcoming opponents.

Patriots All-Access airs Fridays from 7:00 - 8:00 p.m. on **WBZ-TV** and Sunday from 9:00 a.m. - 10:00 a.m. on **TV 38 - Boston, MA; WWLP in Springfield, MA; WCAX in Burlington, VT; WVII in Bangor, ME; WMTW in Portland, ME; WCTX in Hartford, CT and WPRI in Providence, RI.**

Check your local listings for airtime.



TOTALLY PATRIOTS



Totally Patriots is a unique, one of a kind Patriots show aimed for the next generation of Patriots fans. This weekly, youth oriented football show allows school aged fans unprecedented access to their favorite players, enabling them to ask questions in a relaxed, informal setting. It airs on TV-38 on Saturday at morning 10 a.m.

PATRIOTS TODAY AND PATRIOTS THIS WEEK

PATRIOTS TODAY: Available daily at Patriots.com.

PATRIOTS THIS WEEK: Saturdays 10:30 p.m. on Comcast Sports Net.

Patriots Today gives fans a daily, in-depth look at the club that is unmatched by any other outlet. Hosted by Jackie Brittain with daily reports from Brian Lowe and twice-weekly analysis from PFW's Paul Perillo. Patriots Today produces multiple segments each day during the season, with upwards of 45 minutes of up-to-the minute Patriots news, information and analysis throughout the day. Patriots Today is the only place fans can watch complete broadcasts of full-length press conferences on a daily basis, plus daily locker room uncut segments. Every Saturday at 10:30 p.m. on Comcast Sports Net, Scott Zolak will bring you *Patriots This Week*, providing a thorough recap of each week's developments.

PATRIOTS.COM

NEWS

Patriots.com features daily updates and exclusive content from the writers of Patriots Football Weekly, offering everything from breaking news to player features and the popular "Ask PFW" postings.

VIDEO

The first professional sports team website to offer streaming video provides Patriots fans with a variety of exclusive video content. Visitors can choose their channel and watch exclusive video from news to cheerleaders. Patriots.com also features video of every Patriots press conference, including postgame press conferences and Coach Belichick's weekday media updates.

AUDIO

Patriots Web Radio programming is available exclusively on Patriots.com beginning at noon each day, Monday through Friday. Kicking off the programming lineup is PFW In Progress, a daily online program that features candid commentary from the writers of Patriots Football Weekly. Following PFW In Progress is Patriots Playbook, hosted by John Rooke, featuring items from around the NFL. Fantasy Football Champs and Football Nation round out the Patriots.com radio lineup. Patriots.com also offers streaming audio of every Patriots press conference, as well as archives of Patriots.com Radio shows and exclusive podcasts.

WEEI

WEEI Sports Radio broadcasts Patriots Monday each week, offering fans unique insight and analysis from Coach Belichick and Tom Brady in addition to other Patriots players. WEEI will broadcast Patriots Monday live from Gillette Stadium each Monday, kicking off with Dennis & Callahan at 6:00 a.m.

PATRIOTS FRIDAY ON WAAF

WAAF broadcasts Patriots Friday each week, offering fans a look ahead at the weekend's game, match ups and rivalries. Various Patriots players will be featured on air. WAAF will broadcast Patriots Fridays each week throughout the season with Greg Hill from the Hill-Man Morning Radio Show.

98.5 THE SPORTS HUB PATRIOTS RADIO NETWORK

A new era in Patriots Radio history began in 2009, with the move of the game broadcasts to 98.5 FM, Boston's Sports Hub. The transition to Boston's new all-sports radio station insures that Patriots fans will continue to hear every kick, block and tackle in stereo, and without static, in crystal-clear FM quality. Fans all over New England will be able to listen in to any of 37 stations on the Safety Insurance 98.5 The Sports Hub Patriots Radio Network, starting with Patriots Preview three hours before kickoff, and capped off with Patriots Postgame for three hours after the final gun.



FLAGSHIP STATION

WBZ-FM...Boston	98.5 FM
Massachusetts	
WBZ-FM...Boston	98.5 FM
WAQY...Springfield	102.1 FM
WBEC...Pittsfield	1420 AM
WPKZ...Fitchburg	1280 AM
WNAW...North Adams	1230 AM
WBSM...New Bedford	1420 AM
WPVQ...Greenfield	95.3 FM
WSAR...Fall River	1480 AM
WVFX...Worcester	100.1 FM
WXTK...Hyannis	95.1 FM
WMRC...Milford	1490 AM

Maine

WBLM...Portland	102.9 FM
WEBB...Augusta	98.5 FM
WEZQ...Bangor	92.9 FM
WEGP...Presque Isle	1390 AM

Connecticut

WTIC...Hartford	1080 AM
WINY...Putnam	1350 AM
WMOS...New London	102.3 FM
WGCH...Greenwich	1490 AM
WINE...Brookfield	940 AM

New Hampshire

WFNQ...Nashua	106.3 FM
WPKQ...North Conway	103.7 FM
WSAK...Hampton	102.1 FM
WSHK...Portsmouth/Dover	105.3 FM
WNNH...Concord	99.1 FM
WLNH...Laconia	98.3 FM
WEMJ...Laconia	1490 AM
WING...Keene	98.7 FM
WXXX...Lebanon	100.5 FM

Vermont

WCPV...Burlington	101.3 FM
WDVT...Rutland	94.5 FM
WIKI...Newport	1490 AM
WKVT...Brattleboro	92.7 FM
WRFK...Barre/Montpelier	107.1 FM
WSTJ...St. Johnsbury	1340 AM

Rhode Island

WPRD...Providence	630 AM
WEAN...Providence	99.7 FM

New York

WUSP...Utica	95.5 FM
WUSP...Utica	1550 AM
WRCK...Utica	1480 AM
WPUT...Brewster	1510 AM



PATRIOTS

Home Dominance



Since the Patriots opened Gillette Stadium in 2002, they have celebrated more regular and postseason wins than any other team in the NFL. The Patriots have the highest point differential at home, rank first in points scored and second in points allowed at Gillette Stadium.

REGULAR SEASON HOME RECORD SINCE 2002

RANK	TEAM	W	L	T	PCT.
1	New England	88	16	0	0.846
2	Baltimore	79	25	0	0.760
3	Indianapolis	78	26	0	0.750
4t	Green Bay	74	29	1	0.716
4t	Pittsburgh	74	29	1	0.716

HOME PLAYOFF RECORD SINCE 2002 (MIN. 5 GAMES)

RANK	TEAM	W	L	PCT.
1	Seattle	7	1	0.875
2	New England	11	3	0.786
3	Indianapolis	8	3	0.727
4	Pittsburgh	6	3	0.667
5	Philadelphia	5	4	0.556

HOME RECORD SINCE 2002 (INCLUDING PLAYOFFS)

RANK	TEAM	W	L	T	PCT.
1	New England	99	19	0	0.839
2	Baltimore	81	27	0	0.750
3	Indianapolis	86	29	0	0.748
4	Pittsburgh	81	31	1	0.717
5	Seattle	80	32	0	0.714

HOME RECORD AFTER HALLOWEEN SINCE 2002 (INCLUDING PLAYOFFS)

RANK	TEAM	W	L	T	PCT.
1	New England	57	13	0	0.814
2	Indianapolis	55	19	0	0.743
3	Green Bay	47	18	0	0.723
4	Baltimore	47	18	0	0.723
5	San Diego	41	25	0	0.621

HOME RECORD VS. NFC SINCE 2002

RANK	TEAM	W	L	T	PCT.
1t	New England	22	4	0	0.846
1t	Baltimore	22	4	0	0.846
3	Pittsburgh	20	5	1	0.788
4	Indianapolis	18	8	0	0.692
5	Jacksonville	16	12	0	0.571

HOME RECORD VS. DIVISIONAL OPPONENTS SINCE 2002

RANK	TEAM	W	L	T	PCT.
1	New England	33	6	0	0.846
2	Indianapolis	33	6	0	0.846
3	Green Bay	30	8	0	0.789
4	Seattle	30	9	0	0.769
5	Pittsburgh	29	10	0	0.744

POINT DIFFERENTIAL AT HOME SINCE 2002

RANK	TEAM	POINT DIFFERENTIAL
1	New England	1135
2	Green Bay	926
3	Baltimore	882
4	Seattle	759
5	Pittsburgh	746

POINTS ALLOWED PER GAME AT HOME SINCE 2002

RANK	TEAM	POINTS ALLOWED
1	Baltimore	16.1
2	New England	17.3
3	Pittsburgh	17.6
4	Seattle	17.7
5	Indianapolis	19.0

POINTS SCORED PER GAME AT HOME SINCE 2002

RANK	TEAM	POINTS SCORED
1	New England	28.3
2	Green Bay	28.0
3	New Orleans	26.6
4	San Diego	26.5
5	Denver	26.0



SECOND WINNINGEST PRO SPORTS TEAM SINCE 1994

PATRIOTS ARE SECOND WINNINGEST PRO SPORTS FRANCHISE SINCE 1994

Since the 1994 season, the Patriots have won 68.2 percent of their regular season games (229-107), compiling the second-highest winning percentage in major American professional sports over that period. Since 1994, there have been 143 franchises that have fielded teams in the five major American sports leagues (NFL, MLB, NBA, NHL and MLS).

HIGHEST WINNING PERCENTAGE IN MAJOR AMERICAN PROFESSIONAL SPORTS, 1994-PRESENT

(Regular Season – Includes National Football League, Major League Baseball, National Basketball Association, National Hockey League and Major League Soccer)

Records updated through games of January 4, 2015

Rk	Team	Lg	W	L	T/OTL	Pct.
1	San Antonio Spurs	NBA	1110	513	0	0.684
2	New England Patriots	NFL	229	107	0	0.682
3	Detroit Red Wings	NHL	899	413	217	0.659
4	Green Bay Packers	NFL	216	119	1	0.644
5	Pittsburgh Steelers	NFL	211	124	1	0.629
6	Los Angeles Lakers	NBA	1017	609	0	0.625
7	Indianapolis Colts	NFL	205	131	0	0.610
8	Denver Broncos	NFL	203	133	0	0.604
9	Seattle Sounders FC	MLS	94	54	48	0.602
10	New Jersey Devils	NHL	816	506	209	0.601
11	New York Yankees	MLB	1970	1361	0	0.591
12	Dallas Stars	NHL	790	525	212	0.587
13	Colorado Avalanche/Quebec Nordiques	NHL	790	537	201	0.583
14	Philadelphia Flyers	NHL	768	518	230	0.582
14	Utah Jazz	NBA	947	679	0	0.582
16	Dallas Mavericks	NBA	938	689	0	0.577
17	Phoenix Suns	NBA	934	694	0	0.574
18	Atlanta Braves	MLB	1905	1429	0	0.571
19	Miami Heat	NBA	927	700	0	0.570
20	Los Angeles Galaxy	MLS	281	199	114	0.569
21	Oklahoma City/Seattle Thunder	NBA	924	702	0	0.568
22	St. Louis Blues	NHL	755	554	219	0.566
23	San Jose Sharks	NHL	756	560	213	0.564
24	Pittsburgh Penguins	NHL	769	575	184	0.563
24	Boston Bruins	NHL	744	551	235	0.563
26	Vancouver Canucks	NHL	742	566	219	0.558
27	Houston Rockets	NBA	905	720	0	0.557
27	Philadelphia Eagles	NFL	186	148	1	0.557
29	Indiana Pacers	NBA	903	723	0	0.555
30	Baltimore Ravens	NFL	168	135	1	0.554
31	Ottawa Senators	NHL	733	582	212	0.549
32	Boston Red Sox	MLB	1825	1511	0	0.547
33	San Francisco 49ers	NFL	183	152	1	0.546
33	Washington Capitals	NHL	727	588	212	0.546
35	Nashville Predators	NHL	582	478	163	0.543
36	Portland TrailBlazers	NBA	881	745	0	0.542
36	Dallas Cowboys	NFL	182	154	0	0.542
38	Chicago Fire	MLS	222	180	129	0.540
39	St. Louis Cardinals	MLB	1798	1535	0	0.539
40	Houston Dynamo	MLS	112	90	86	0.538
41	Anaheim Ducks	NHL	714	600	216	0.537
41	Montreal Canadiens	NHL	715	603	211	0.537
43	Chicago Blackhawks	NHL	701	592	226	0.536
44	Buffalo Sabres	NHL	716	608	206	0.535
45	Minnesota Wild	NHL	492	423	154	0.532
46	Toronto Maple Leafs	NHL	712	617	201	0.531
46	Los Angeles Dodgers	MLB	1770	1565	0	0.531
48	New York Rangers	NHL	712	619	195	0.530
48	Seattle Seahawks	NFL	178	158	0	0.530
50	Los Angeles/Anaheim/CA Angels	MLB	1765	1572	0	0.529

NOTES: This analysis uses NFL rules when calculating winning percentage, counting ties as a half-win and a half-loss. For NHL teams, overtime losses (OTL) and ties from 2001-2004 (the NHL abolished ties in 2005-2006 and instituted a shootout system) are counted as ties when calculating winning percentage.

HIGHEST WINNING PERCENTAGE AMONG BOSTON-AREA MAJOR PROFESSIONAL SPORTS TEAMS, 1994-PRESENT

(Rankings listed below are each team's overall ranking among the 143 major American pro sports teams)

Records updated through games of January 4, 2015

Rank	Team	Lg.	W	L	T/OTL	Pct.
2	New England Patriots	NFL	229	107	0	0.682
24	Boston Bruins	NHL	744	551	235	0.563
32	Boston Red Sox	MLB	1825	1511	0	0.547
88	Boston Celtics	NBA	790	832	0	0.487
97	New England Revolution	MLS	225	255	115	0.475