



BUFFALO **BILLS**

2014 WEEKLY RELEASE



BILLS

AT

PATRIOTS

REGULAR SEASON WEEK 17: BUFFALO BILLS at NEW ENGLAND PATRIOTS | Sunday, December 28 | 1:00 PM | CBS-TV



BUFFALO BILLS

2014 WEEKLY RELEASE

REGULAR SEASON WEEK 17: BUFFALO BILLS at NEW ENGLAND PATRIOTS | Sunday, Dec. 28 | 1:00 PM | CBS-TV



BUFFALO BILLS (8-7)

AT

NEW ENGLAND PATRIOTS (12-3)



BILLS WRAP UP SEASON AT NEW ENGLAND

The Buffalo Bills will face the New England Patriots in Week 17 on Sunday, December 28th with kickoff scheduled for 1:00 PM EST.

Sunday's game will mark the 109th regular season meeting between Buffalo and the Patriots, with the Bills trailing in the overall series 41-66-1.

With a win over New England on Sunday, the Bills will:

- **Win at least nine games for the first time since 2004**
- **Win at least four road games for the first time since 2008**
- **Win their first game at Gillette Stadium**

BILLS-PATRIOTS REGULAR SEASON SERIES

- Overall regular season record: 41-66-1
- Bills on the road at Patriots: 19-35
- Last meeting at Patriots: 12/29/2013, L 20-34
- First regular season meeting: 9/23/1960, W 13-0 at Boston
- Last regular season meeting: 10/12/2014, L 22-37 at Ralph Wilson Stadium

BROADCAST INFO

TELEVISION: CBS-TV
PRODUCER: Victor Frank
DIRECTOR: Chris Svendsen
PLAY-BY-PLAY: Spero Dedes
COLOR ANALYST: Solomon Wilcotts



BILLS RADIO NETWORK

FLAGSHIP: Buffalo – WGR550 (550AM); Toronto - Fan 590; Rochester - WCMF (96.5) and WROC (950AM); Syracuse - WKRL (100.9/WKLL 94.9)
PLAY-BY-PLAY: John Murphy (27th year, 11th as play-by-play)
COLOR ANALYST: Mark Kelso (9th year)
SIDELINE: Sal Capaccio (1st Year)

UPCOMING WEEK'S SCHEDULE

Tues, Dec. 23	Weds, Dec. 24	Thurs, Dec. 25	Fri, Dec. 26	Sat, Dec. 27	Sun, Dec. 28	Mon, Dec. 29
9:25 AM Patriots HC Bill Belichick Conference Call	12:15 PM Practice (Open for Stretch & Individual)	No Media Availability	12:15 PM Practice (Open for Stretch & Individual)	No Media Availability	1:00 PM	TBD
12:15 PM Patriots TE Rob Gronkowski Conference Call	Coch Marrone Post-Practice & Open Locker Room		Coch Marrone Post-Practice & Open Locker Room		Bills at Patriots	
12:00 - 12:45 PM Open Locker Room					Gillette Stadium	
4:10 PM Coch Marrone Available			Coordinator/Asst. Coach (By Request Only)			

Scott Berchtold - Senior Vice President/Communications
 scott.berchtold@bills.nfl.net :: 716-312-8701

Chris Jenkins - Executive Director of Media Relations
 chris.jenkins@bills.nfl.net :: 716-312-8702

Kevin Kearns - Media Relations Assistant
 kevin.kearns@bills.nfl.net :: 716-312-8704

Chris Fanelli - Media Relations Assistant
 chris.fanelli@bills.nfl.net :: 716-312-8717

Kristy Boncal - Assistant to the Chief Marketing Officer &
 Media Relations Dept.
 kristy.boncal@bills.nfl.net :: 716-312-8620





BILLS 2014 REGULAR SEASON STATISTICS - THROUGH WEEK 16

BUFFALO BILLS / WEEK 16 / THROUGH MONDAY, DECEMBER 22, 2014

WON 8, LOST 7	
09/07 W 23-20	OT at Chicago
09/14 W 29-10	Miami
09/21 L 10-22	San Diego
09/28 L 17-23	at Houston
10/05 W 17-14	at Detroit
10/12 L 22-37	New England
10/19 W 17-16	Minnesota
10/26 W 43-23	at New York Jets
11/09 L 13-17	Kansas City
11/13 L 9-22	at Miami
11/24 W 38- 3	New York Jets
11/30 W 26-10	Cleveland
12/07 L 17-24	at Denver
12/14 W 21-13	Green Bay
12/21 L 24-26	at Oakland
12/28	at New England

	Buff.	Opp.
TOTAL FIRST DOWNS	257	288
Rushing	60	85
Passing	176	164
Penalty	21	39
3rd Down: Made/Att	79/218	68/205
3rd Down Pct.	36.2	33.2
4th Down: Made/Att	6/14	4/8
4th Down Pct.	42.9	50.0
POSSESSION AVG.	29:37	30:23
TOTAL NET YARDS	4828	4735
Avg. Per Game	321.9	315.7
Total Plays	962	965
Avg. Per Play	5.0	4.9
NET YARDS RUSHING	1378	1587
Avg. Per Game	91.9	105.8
Total Rushes	369	389
NET YARDS PASSING	3450	3148
Avg. Per Game	230.0	209.9
Sacked/Yards Lost	37/230	50/282
Gross Yards	3680	3430
Att./Completions	556/347	526/319
Completion Pct.	62.4	60.6
Had Intercepted	13	19
PUNTS/AVERAGE	81/43.3	84/43.6
NET PUNTING AVG.	81/39.1	84/37.2
PENALTIES/YARDS	119/987	99/794
FUMBLES/BALL LOST	21/9	20/11
TOUCHDOWNS	32	28
Rushing	6	10
Passing	22	16
Returns	4	2
* SCORE BY PERIODS	Q1 Q2 Q3 Q4 OT PTS	
TEAM	58 78 80 107 3	326
OPPONENTS	46 87 72 75 0	280
* SCORING	TD-Ru-Pa-Rt K-PAT FG S PTS	
Carpenter	0 0 0 0 29/30 33/37 0	128
Watkins	6 0 6 0 0 0 0	36
Woods	4 0 4 0 0 0 0	26
Hogan	4 0 4 0 0 0 0	24
Jackson	3 2 1 0 0 0 0	20
Chandler	3 0 3 0 0 0 0	18
Spiller	2 0 1 1 1 0 0	12
Dixon	1 1 0 0 0 0 0	6
Gragg	1 0 1 0 0 0 0	6
Hughes	1 0 0 0 1 0 0	6
Lawson	1 0 0 0 1 0 0	6
Manuel	1 1 0 0 0 0 0	6
Orton	1 1 0 0 0 0 0	6
L. Smith	1 0 1 0 0 0 0	6
Summers	1 1 0 0 0 0 0	6
Thigpen LG	1 0 0 0 1 0 0	6
Thigpen TM	1 0 0 0 1 0 0	6
Mi. Williams	1 0 1 0 0 0 0	6
TEAM	32 6 22 4 29/30 33/37 1	326
OPPONENTS	28 10 16 2 27/27 27/34 2	280
2-Pt Conv: Jackson, Woods, TM 2-2, OPP 0-1		
SACKS: Ma. Williams 13.5, Dareus 10, Hughes 9.5, K. Williams 5.5, Bradham 2.5, Charles 2, Bryant 1.5, Lawson 1, Powell 1, Robey 1, Spikes 1, Wynn 1, Searcy 0.5, TM 50, OPP 37		
FUM/LOST: Jackson 5/0, Spiller 3/1, Hogan 2/2, Orton 2/2, Thigpen(LG) 2/1, B. Brown 1/1, Dixon 1/0, Goodwin 1/0, Manuel 1/0, McKelvin 1/1, Watkins 1/1, A. Williams 1/0, Wood 1/0, Woods 1/1		

* RUSHING		No.	Yds	Avg	Long	TD
Jackson		123	467	3.8	38	2
Dixon		98	405	4.1	47	1
Spiller		73	283	3.9	53	0
B. Brown		36	126	3.5	14	0
Manuel		16	52	3.3	8	1
Orton		13	17	1.3	10	1
Summers		6	17	2.8	4	1
Goodwin		3	8	2.7	12	0
Watkins		1	3	3.0	3	0
TEAM		369	1378	3.7	53	6
OPPONENTS		389	1587	4.1	47	10
* RECEIVING		No.	Yds	Avg	Long	TD
Jackson		65	497	7.6	34	1
Watkins		62	925	14.9	84	6
Woods		61	660	10.8	37	4
Chandler		46	477	10.4	37	3
Hogan		40	423	10.6	31	4
Spiller		18	123	6.8	25	1
B. Brown		16	176	11.0	40	0
Mi. Williams		8	142	17.8	80t	1
Gragg		7	48	6.9	14	1
Dixon		7	41	5.9	10	0
Gray	LG	6	109	18.2	41	0
Gray	TM	5	93	18.6	41	0
L. Smith		6	24	4.0	12	1
Summers		5	9	1.8	4	0
Goodwin		1	42	42.0	42	0
TEAM		347	3680	10.6	84	22
OPPONENTS		319	3430	10.8	56t	16
* INTERCEPTIONS		No.	Yds	Avg	Long	TD
McKelvin		4	10	2.5	9	0
Searcy		3	70	23.3	32	0
Gilmore		3	61	20.3	27	0
Graham		2	75	37.5	45	0
Rambo	LG	2	44	22.0	28	0
Rambo	TM	2	44	22.0	28	0
D. Williams		1	34	34.0	34	0
A. Williams		1	26	26.0	26	0
K. Williams		1	2	2.0	2	0
Bradham		1	0	0.0	0	0
P. Brown		1	0	0.0	0	0
TEAM		19	322	16.9	45	0
OPPONENTS		13	172	13.2	80t	2
* PUNTING		No.	Yds	Avg	Net	TB
Schmidt		81	3509	43.3	39.1	6
TEAM		81	3509	43.3	39.1	6
OPPONENTS		84	3660	43.6	37.2	10
* PUNT RETURNS		Ret	FC	Yds	Avg	Long
McKelvin		21	8	183	8.7	24
Thigpen	LG	13	12	198	15.2	75t
Thigpen	TM	9	4	133	14.8	75t
Jackson		3	5	5	1.7	5
Woods		1	0	11	11.0	11
TEAM		34	17	332	9.8	75t
OPPONENTS		35	19	218	6.2	41
* KICKOFF RETURNS		No.	Yds	Avg	Long	TD
Spiller		10	306	30.6	102t	1
Thigpen	LG	10	212	21.2	28	0
Thigpen	TM	4	92	23.0	27	0
Dixon		4	52	13.0	15	0
Goodwin		4	84	21.0	24	0
McKelvin		4	64	16.0	30	0
B. Brown		3	75	25.0	32	0
Easley		1	13	13.0	13	0
Gray	LG	1	14	14.0	14	0
Summers		1	11	11.0	11	0
TEAM		31	697	22.5	102t	1
OPPONENTS		32	639	20.0	41	0
* FIELD GOALS		1-19	20-29	30-39	40-49	50+
Carpenter		0/ 0	9/ 9	12/13	6/ 7	6/8
TEAM		0/ 0	9/ 9	12/13	6/ 7	6/8
OPPONENTS		1/ 1	2/ 2	10/12	8/11	6/8
Carpenter: (50G, 33G, 27G) (27G, 27G, 31G, 32G, 31N, 38G) (45G) (31G) (45G, 50N, 25G, 58G) () (31G) (53G, 36G, 29G) (26G, 21G) (33G, 21G, 46G, 47N) (53G) (53B, 49G, 34G, 34G, 35G) (44G) (27G, 51G, 35G, 48G) (54G)						
OPP: (41G, 37G) (34G) (19G, 37G) (41G, 55G, 50G) (44N, 47N, 50N) (36N, 42G, 53G, 40G) (40G, 55G, 33G) (55G) (36G) (38G, 32G) (27G) (22G, 37N) (50G) (45G, 53B, 34G) (45G, 36G, 38G, 49G, 48N)						

* PASSING	Att	Cmp	Yds	Cmp%	Yds/Att	TD	TD%	Int	Int%	Long	Sack/Lost	Rating
Orton	424	271	2842	63.9	6.70	17	4.0	10	2.4	84	31/ 186	86.8
Manuel	131	76	838	58.0	6.40	5	3.8	3	2.3	80t	6/ 44	80.3
Jackson	1	0	0	0.0	0.00	0	0.0	0	0.0	---	0/ 0	39.6
TEAM	556	347	3680	62.4	6.62	22	4.0	13	2.3	84	37/ 230	85.1
OPPONENTS	526	319	3430	60.6	6.52	16	3.0	19	3.6	56t	50/ 282	74.9



2014 DEFENSIVE STATS

PLAYER	DEFENSIVE TACKLES			TOTAL
	Solo	Assist	TFL	
P. Brown	61	42	5	103
N. Bradham	61	36	6	97
A. Williams	49	23	2	72
C. Graham	57	14	0	71
B. Spikes	32	22	5	54
D. Searcy	36	16	1	52
J. Hughes	35	16	12	51
M. Dareus	35	13	12	48
L. McKelvin	45	3	0	48
S. Gilmore	39	8	3	47
D. Williams	34	13	1	47
Ma. Williams	36	6	18	42
K. Williams	29	12	8	41
N. Robey	32	8	3	40
S. Charles	11	10	3	21
K. Rivers	11	5	1	16
M. Lawson	13	2	4	15
R. Brooks	13	1	1	14
J. Wynn	8	6	1	14
C. Bryant	7	6	1	13
T. Powell	3	4	1	7
B. Rambo	1	1	0	2
R. Cockrell	1	0	0	1
L. Dean	1	0	0	1
Team	1	0	0	1
TOTAL	651	267	88	918

DEFENSIVE FORCED FUMBLES

J. Hughes	3
N. Bradham	2
C. Bryant	1
M. Dareus	1
S. Gilmore	1
L. McKelvin	1
B. Spikes	1
D. Williams	1
Ma. Williams	1
TOTAL	12

DEFENSIVE FUMBLE RECOVERIES

D. Williams	2
P. Brown	1
S. Charles	1
C. Graham	1
J. Hughes	1
N. Robey	1
D. Searcy	1
J. Wynn	1
TOTAL	9

PASSES DEFENSED

C. Graham	15
N. Robey	10
L. McKelvin	6
D. Searcy	6
N. Bradham	6
S. Gilmore	5
A. Williams	4
B. Spikes	3
Du. Williams	3
K. Williams	3
P. Brown	2
M. Dareus	2
M. Lawson	2
B. Rambo	2
Ma. Williams	2
R. Brooks	1
C. Bryant	1
T. Powell	1
J. Wynn	1
TOTAL	75

DEFENSIVE TOUCHDOWNS

J. Hughes	1
TOTAL	1

2014 DEFENSIVE STATS

QUARTERBACK SACKS	
Ma. Williams	13.5
M. Dareus	10.0
J. Hughes	9.5
K. Williams	5.5
N. Bradham	2.5
S. Charles	2.0
C. Bryant	1.5
M. Lawson	1.0
T. Powell	1.0
N. Robey	1.0
B. Spikes	1.0
J. Wynn	1.0
D. Searcy	0.5
TOTAL	50.0

INTERCEPTIONS	
L. McKelvin	4
S. Gilmore	3
D. Searcy	3
C. Graham	2
B. Rambo	2
N. Bradham	1
P. Brown	1
A. Williams	1
D. Williams	1
K. Williams	1
TOTAL	19

BILLS 2014 RANKINGS

Category	OFFENSE...		
	Total	AFC Rank	NFL Rank
Total Yards/Game	321.9	12th	24th
Points Per Game	21.7	11th	18th
Passing Yards/Game	230.0	8th	18th
Passing Yards/Attempt	6.2	13th	26th
Interceptions	13	7th	T-14th
Rushing Yards/Game	91.9	13th	25th
Rushing Yards/Play	3.7	13th	26th
Times Sacked	37	11th	18th
1st Downs/Game	17.1	14th	29th
3rd Down Efficiency	36.2%	12th	25th
4th Down Efficiency	42.9%	9th	21st
Time of Possession	29:37	10th	20th
Punt Return Average	9.8	4th	11th
Kick Return Average	22.5	10th	19th
Net Punt Average	39.1	10th	17th
Field Goal Percentage	89.2%	4th	6th

Category	DEFENSE...		
	Total	AFC Rank	NFL Rank
Total Yards/Game	315.7	2nd	4th
Points Per Game	18.7	2nd	5th
Passing Yards/Game	209.9	2nd	3rd
Passing Yards/Attempt	5.9	3rd	3rd
Interceptions	19	3rd	5th
Rushing Yards/Game	105.8	7th	13th
Rushing Yards/Play	4.0	7th	13th
Sacks	50.0	1st	1st
1st Downs/Game	19.2	2nd	8th
3rd Down Efficiency	33.2%	1st	1st
4th Down Efficiency	50.0%	T-10th	T-15th
Time of Possession	30:23	11th	22nd
Punt Return Average	6.2	3rd	5th
Kick Return Average	20.0	1st	4th
Net Punt Average	37.2	3rd	6th
Field Goal Percentage	79.4%	4th	8th



LAST GAME: BILLS-RAIDERS

REGULAR SEASON WEEK 16– Bills 24, Raiders 26 December 21, 2014 – O.co Coliseum – 53,436

The Buffalo Bills fell 26-24 on the road to the Oakland Raiders. The loss drops the Bills to 8-7 on the season, with just one game left to play.

The Bills scored the game's first points on a 42-yard connection from Kyle Orton to Sammy Watkins. The Raiders answered with 13 consecutive second quarter points, including a three-yard touchdown pass from Derek Carr to James Jones. Despite the deficit, Buffalo was able to add a field goal right before halftime to close the gap to 13-10.

Sebastian Janikowski added two third quarter field goals before Kyle Orton hit Scott Chandler on a 29-yard touchdown pass to bring the score to 19-17. Oakland answered with a 10-play, 80-yard drive that took 5:22 off the clock and culminated in a one-yard touchdown pass to Jamize Olawale. A late 30-yard touchdown pass to Robert Woods brought the Bills within two points; however, they were unable to recover the ensuing onside kick. Fred Jackson led the Bills with 93 receiving yards on nine receptions. Sammy Watkins and Robert Woods continue to be a strong duo as they combined to put up 10 catches for 127 yards and two touchdowns. Jackson (65), Watkins (62) and Woods (61) are the first trio of players to each have over 60 receptions in a season in Bills history. Looking at the other side of the ball, the Bills defense held the Raiders without a rushing touchdown and to just 5-of-16 on third downs.

Leading the way for the Raiders on offense was RB Latavius Murray, who rushed for 86 yards on 23 carries. Raiders QB Derek Carr finished with an 89.6 QB rating, throwing two touchdowns on 17-for-34 passing for 214 yards.

TEAM	1	2	3	4	Final
BILLS	7	3	0	14	24
RAIDERS	0	13	6	7	26

TM	QTR.	TIME	SCORING PLAY	DRIVE	SCR
BUF	1	9:45	S. Watkins 42 yd. pass from K. Orton (D. Carpenter kick)	7-60, 4:29	7-0
OAK	2	14:56	J. Jones 3 yd. pass from D. Carr (S. Janikowski kick)	6-64, 2:31	7-7
OAK	2	8:09	S. Janikowski 45 yd. Field Goal	8-31, 4:02	7-10
OAK	2	1:11	S. Janikowski 36 yd. Field Goal	8-41, 3:05	7-13
BUF	2	0:00	D. Carpenter 54 yd. Field Goal	8-41, 1:11	10-13
OAK	3	10:18	S. Janikowski 38 yd. Field Goal	7-45, 2:54	10-19
OAK	3	2:36	S. Janikowski 49 yd. Field Goal	12-49, 5:49	10-19
BUF	4	14:54	S. Chandler 29 yd. pass from K. Orton (D. Carpenter kick)	7-83, 2:42	10-26
OAK	4	2:51	J. Olawale 1 yd. pass from D. Carr (S. Janikowski kick)	10-80, 5:22	17-26
BUF	4	1:09	R. Woods 30 yd. pass from K. Orton (D. Carpenter)	4-62, 0:46	24-26

	BUF	OAK
First Downs	15	18
Rushes-Yards	13-13	36-140
Net Passing Yards	308	207
Total Net Yards	321	347
Passing (A-C-I)	49-32-2	34-17-0
Sacked by Opp.	2-21	1-7
Punts-Average	8-42.5	6-44.2
Fumbles-Lost	1-0	1-0
Penalties	7-5	4-35
Time of Poss.	26:13	33:47

RUSHING

BILLS: F. Jackson 6-10; B. Dixon 3-7; C. Spiller 4(-4)
RAIDERS: L. Murray 23-86; D. McFadden 9-54; D. Carr 4-0

PASSING

BILLS: K. Orton 32-49, 329 yards, 3 TDs, 2 INTs
RAIDERS: D. Carr 17-34, 214 yards, 2 TDs

RECEIVING

BILLS: F. Jackson 9-93; R. Woods 7-52, 1 TD; S. Chandler 4-37, 1 TD; C. Spiller 4-14; S. Watkins 3-75, 1 TD; C. Hogan 3-43; M. Gray 2-15
RAIDERS: K. Thompson 5-90; A. Holmes 3-73; L. Murray 3-22; M. Reece 2-20; M. Rivera 1-5; J. Jones 1-3, 1 TD; J. Olawale 1-1, 1 TD; D. McFadden 1-0

WHAT TO LOOK FOR ...

..... OFFENSE

Team

- Need 31 pass completions to set a franchise record for pass completions in a season. Team currently stands at 347 pass completions, with the franchise record being 377 completions in 2002.

QB Kyle Orton

- Needs 29 completions to post the fifth 300+ completion season in franchise history
- Needs 158 passing yards to post the 17th 3,000+ yard season in franchise history

WR Robert Woods

- Needs five catches to break the franchise record for receptions in a Bills' 1st two NFL seasons. Currently tied with Andre Reed with 101 catches in his first two season and trailing Jerry Butler who had 105 receptions.

WR Sammy Watkins

- Needs 75 receiving yards to become the 10th NFL rookie since 1992 to have over 1,000 yards in his rookie season (CAR Benjamin and TB Evans also in reach of 1,000 this week). Would also be the 10th different Bill with over 1,000 receiving yards in a season.

RB Fred Jackson

- Needs one rushing touchdown to match Cookie Gilchrist for #3 in franchise history (31)
- Needs four receiving yards to post the 10th 500+ receiving yard season by a RB in franchise history
- Needs 36 all-purpose yards to go over 1,00 yards from scrimmage for the fifth time in his career

.... DEFENSE

Team

- With .5 sack by Jerry Hughes, the Buffalo Bills will become the first NFL team to have three players (Mario Williams, Jerry Hughes, Kyle Williams in 2013; Mario Williams, Marcell Dareus, Jerry Hughes in 2014) to produce at least 10 sacks in consecutive seasons since the 1996-97 San Francisco 49ers (Roy Barker, Bryant Young, Chris Doleman in 1996; Dana Stubblefield, Chris Doleman, Kevin Greene in 1997).

DE Mario Williams

- Needs 0.5 sack to move in to seventh place all-time in Bills history.
- Needs 0.5 sack to tie a career high (14 in 2007 with HOU)

DE Jerry Hughes

- Needs 0.5 sacks to reach 25.0 for his career and 20.0 with the Bills
- Needs 1 sack to record a new career-high. Had 10.0 last season
- With a .5 sack, Jerry Hughes will become the fourth Bill to produce 20 sacks in his first two seasons as a Bill joining Bruce Smith (1985-86), Bryce Paup (1995-96) and Mario Williams (2012-13)

DT Marcell Dareus

- Needs a sack to break the franchise mark for DT in a season of 10.5 set last season by DT Kyle Williams

.... SPECIAL TEAMS

P Colton Schmidt

- Needs five punts inside the 20 to set franchise record with 34.

K Dan Carpenter

- Needs seven field goals to reach 200 for his career
- Needs one field goal to break the single season franchise record, which he tied last year at 33
- Needs six points to record 800 for his career
- Needs two points to move past Lee Evans (260) for ninth place in Bills history
- Needs 13 points to set a new franchise record with 141 points in a season (Steve Christie with 140 in 1998)



QUOTE OF THE WEEK

Bills DT **Kyle Williams** on his mindset heading in to Week 17:

"Well if my eyes are open and I put that Buffalo Bill decal on my helmet, I'm going to be ready to play...As an older guy, as a captain on the team, it's my job to make sure we're all ready to go."

BILLS-PATRIOTS SERIES HIGHS

Rushing Yards

Bills: 250, O.J. Simpson 9/16/73 @ NE
Patriots: 189, LeGarrette Blount 12/29/13 @ NE

Receiving Yards

Bills: 177, Eric Moulds 11/29/98 @NE
Patriots: 217, Wes Welker 9/25/11 @BUF

Passing Yards

Bills: 369, Ryan Fitzpatrick 9/25/11 @ BUF
Patriots: 387, Tom Brady 9/25/11 @BUF

TALE OF THE TAPE - 2014 STATS

Bills	Category	Patriots
8-7	Record	12-3
326	Points Scored	459
280	Points Allowed	296
32	Touchdowns Scored	52
28	Touchdowns Allowed	30
6	Rushing TDs	13
22	Passing TDs	34
4	Return TDs	5
10	Rushing TDs Allowed	5
16	Passing TDs Allowed	23
2	Return TDs Allowed	2
37/230	Sacked/Yards Lost	22/144
21/9	Fumbles/Lost	13/4
13	Had Intercepted	9
33/37	Field Goals Made/Attempted	32/34
321.9	Average Yards Per Game	372.5
315.7	Opp. Average Yards Per Game	349.2
91.9	Average Rushing Yards Per Game	107.4
105.8	Opp. Avg. Rushing Yards Per Game	104.3
230.0	Average Passing Yards Per Game	265.1
209.9	Opp. Avg. Passing Yards Per Game	244.9
+8	Turnover Ratio	+11
29:37	Average Time of Possession	29:31
24/25/18	NFL Rank-Total Offense/Run/Pass	10/18/8
4/13/3	NFL Rank-Total Defense/Run/Pass	13/12/21

2014 BILLS/PATRIOTS LEADERS

BILLS

Kyle Orton - 2,842 yards

Fred Jackson - 467 yards
Bobbie Dixon - 405 yards
CJ Spiller - 283 yards
Bryce Brown - 126 yards

Sammy Watkins - 925 yards
Robert Woods - 660 yards
Fred Jackson - 497 yards
Scott Chandler - 477 yards
Chris Hogan - 423 yards

Dan Carpenter - 128
Sammy Watkins - 36
Robert Woods - 26
Chris Hogan - 24
Fred Jackson - 20
Scott Chandler - 18
C.J. Spiller - 12

Leodis McKelvin - 4
Stephon Gilmore - 3
Da'Norris Searcy - 3
Corey Graham - 2
Bacarri Rambo - 2
Kyle Williams - 1
Nigel Bradham - 1
Aaron Williams - 1
Duke Williams - 1
Preston Brown - 1

Mario Williams - 13.5
Marcell Dareus - 10.0
Jerry Hughes - 9.5
Kyle Williams - 5.5
Nigel Bradham - 2.5
Stefan Charles - 2.0
Corbin Bryant - 1.5
Manny Lawson - 1.0
Brandon Spikes - 1.0
Jarius Wynn - 1.0
Ty Powell - 1.0
Nickell Robey - 1.0
Da'Norris Searcy - 0.5

Preston Brown - 103
Nigel Bradham - 97
Aaron Williams - 72
Corey Graham - 71
Brandon Spikes - 54

PATRIOTS

PASSING

Tom Brady - 4,029 yards

RUSHING

Jonas Gray - 412 yards
Latavius Murray - 390 yards
Stevan Ridley - 340 yards
LeGarrette Blount - 219 yards

RECEIVING

Rob Gronkowski - 1,124 yards
Julian Edelman - 972 yards
Brandon LaFell - 883 yards
Shane Vereen - 443 yards

POINTS

Stephen Gostkowski - 147
Rob Gronkowski - 72
Brandon LaFell - 42
Tim Wright - 36
Julian Edelman - 30
Jonas Gray - 30
Shane Vereen - 30

INTERCEPTIONS

Devin McCourty - 2
Jamie Collins - 2
Darrelle Revis - 2
Logan Ryan - 2
Patrick Chung - 1
Rob Ninkovich - 1
Vince Wilfork - 1
Brandon Browner - 1
Akeem Ayers - 1
Alfonzo Dennard - 1

SACKS

Rob Ninkovich - 8.0
Dont'a Hightower - 6.0
Chandler Jones - 6.0
Akeem Ayers - 3.0
Jamie Collins - 3.0
Sealver Siliga - 2.5
Kyle Arrington - 1.0
Dominique Easley - 1.0
Jerod Mayo - 1.0
Deontae Skinner - 1.0
Joe Vellano - 1.0
Casey Walker - 1.0
Zach Moore - 0.5

TACKLES

Jamie Collins - 111
Dont'a Hightower - 89
Patrick Chung - 83
Devin McCourty - 64
Rob Ninkovich - 59



BILLS - PATRIOTS CONNECTIONS

Notable Connections

Bills = bold italic; Patriots = bold

FORMER BILLS/PATRIOTS

- Bills linebackers coach **Pepper Johnson** served in several defensive coaching roles for the Patriots from 2000-13. Notably, he was the defensive line coach from 2004-11 and the linebackers coach from 2012-13.
- Bills LB **Brandon Spikes** was drafted by New England in the second round (62nd overall) of the 2010 draft, playing for the team from 2010-13.
- Bills TE **Lee Smith** was the 159th pick of the 2011 NFL Draft by the Patriots.
- New England LB **Chris White** spent his first two years in the NFL with Buffalo before being traded prior to the 2013 season. He was the team's sixth-round (169th) draft selection in 2011.

AREA CONNECTIONS

- Patriots tight ends coach **Brian Daboll** grew up just 5 miles from Ralph Wilson Stadium in Athol Springs, NY. He attended the University of Rochester, lettering in football and serving as a student coaching assistant.
- Patriots LB **Chandler Jones** was born in Rochester, NY and attended Syracuse University.
- Patriots TE **Rob Gronkowski** was raised in Williamsville, NY and attended Williamsville North High School for three years. He earned first-team All-Western New York honors and was second-team all-state as a junior.

NFL CONNECTIONS

- Patriots OC/QB coach **Josh McDaniels** coached Bills QB **Kyle Orton** while he was the head coach of the Denver Broncos. Orton started 28 games for the Broncos in his time with McDaniels.
- Bills linebackers coach **Pepper Johnson** played under then Giants defensive coordinator **Bill Belichick** from 1986-90, winning Super Bowl XXI and Super Bowl XXV together. **Johnson** also played under **Belichick** with the New York Jets from 1997-98 while the current Patriots head coach was the Jets assistant head coach.
- From 2003-04, Bills special teams coordinator **Danny Crossman** was a special teams assistant under current Patriots special teams coordinator **Scott O'Brien** while he was in the same position for Carolina.
- Bills head coach **Doug Marrone** was in New Orleans as the Saints offensive coordinator from 2006-08, while Patriots LB **Rob Ninkovich** was played for the team.
- Bills offensive line coach **Pat Morris** coached with Patriots wide receiver coach **Chad O'Shea** in Minnesota from 2006-08.
- From 2007-08 Bills T **Erik Pears** and Patriots special teams coordinator **Scott O'Brien** were both members of the Denver Broncos.
- Bills DC **Jim Schwartz** entered the NFL as a college and pro scout under Patriots HC **Bill Belichick** for the Cleveland Browns from 1993-95.

- Bills DC **Jim Schwartz** and Patriots STC **Scott O'Brien** were both on the Baltimore Ravens coaching staff from 1996-98.

COLLEGE CONNECTIONS

- Patriots DE **Chandler Jones** (2008-11) played at Syracuse, where current Bills HC **Doug Marrone** served the same position from 2009-12 and current assistant strength and condition coach **Hal Luther** served as director of strength & conditioning from 2000-12.
- Patriots S **Steve Gregory** played at Syracuse from 2002-05 while **Luther** was there.
- Patriots LB **Rob Ninkovich** and Bills QB **Kyle Orton** played at Purdue in 2004, leading the Boilermakers to as high as number five in the polls.
- Bills CB **Ron Brooks**, Patriots WR **Brandon LaFell** and Patriots RB **Stevan Ridley** competed together at LSU in 2008.
- Patriots LB **Dont'a Hightower** played with Bills DT **Marcell Dareus** at Alabama from 2008-09 and Bills T **Cyrus Kouandjio** in 2011.
- Bills LB **Jerry Hughes** played with Patriots WR **Josh Boyce** and OT **Marcus Cannon** at Texas Christian in 2009.
- Bills RB **Boobie Dixon** played at Mississippi State with Patriots LBs **Deontae Skinner** and **Chris White** in 2009.



BILLS PROJECTED STARTERS

OFFENSE

WR Robert Woods - Pulled in seven passes for 52 yards and a touchdown against the Raiders. For the season, Woods has 61 receptions for 660 yards and four touchdowns, which are all career-highs.

LT Cordy Glenn - Has started the first 15 games of the season at left tackle after starting all 16 last season.

LG Kraig Urbik - Has started the past eight games. Has started 50 of his 65 career games.

C Eric Wood - A team captain for the second time, Wood has started all 15 games at center. Has started all 78 of his career games.

RG Erik Pears - Made the switch from RT to RG and has started all 15 games this season. Has started in 85 of his 100 career games.

RT Seantrel Henderson - A seventh round draft pick, Henderson exceeded expectations in training camp and won the starting job at RT. Has started in all 15 games this season.

TE Scott Chandler - Had four catches for 37 yards and a touchdown against the Raiders. Has 46 receptions for 477 yards and three touchdowns this season.

WR Sammy Watkins - Had three catches for 75 yards and a touchdown against the Raiders. For the season, Watkins has 62 catches for 925 yards and six touchdowns. His 62 catches and 925 yards are both Bills rookie records.

QB Kyle Orton - Completed 32 of his 49 pass attempts for 329 yards, three touchdowns and two interceptions against the Raiders. In his 11 starts this season, Orton has completed 271 of 424 passes for 2,842 yards, 17 touchdowns and 10 interceptions.

RB Fred Jackson - Rushed for 10 yards on six carries against the Raiders. Also caught nine passes for 93 yards. For the season, Jackson has 467 yards and two touchdowns on 123 carries. Also has 497 yards and a touchdown on 65 receptions. Jackson is one of five undrafted players in NFL history with 5,000+ rushing yards in their career.

KEY RESERVES

WR Chris Hogan - Had three catches for 43 yards against the Raiders. Has 40 catches for 423 yards and four touchdowns on the season.

RB C.J. Spiller - Rushed for -4 yards on four carries and pulled in four receptions for 14 yards against the Raiders in his return from injury.

RB Boobie Dixon - Ran for seven yards on three carries against the Raiders. Has blocked two punts on the season and has rushed for 405 yards on 98 carries.

TE MarQueis Gray - Had two catches for 15 yards against the Raiders. Has five catches for 93 yards in his four games with the team.

DEFENSE

DE Mario Williams - Recorded four tackles, a half sack, two tackles for a loss and a QB hit against the Raiders. On the season, the first-time team captain has 41 tackles, 13.5 sacks, a forced fumble, 17 QB hits and 18 tackles for a loss.

DT Kyle Williams - Had four tackles, a half sack, a tackle for a loss and a QB hit against the Raiders. For the season, Williams has 40 tackles, 5.5 sacks, one interception and 14 QB hits.

DT Marcell Dareus - Had one tackle against the Raiders. Has 48 tackles, a career-high 10.0 sacks and 12 tackles for a loss on the season. His 10.0 sacks is the most amongst all NFL DT's.

DE Jerry Hughes - Had two tackles and a QB hit against the Raiders. Has 51 tackles, three forced fumbles, 17 QB hits and 9.5 sacks on the season.

LB Preston Brown - The rookie had two tackles and one tackle for a loss against the Raiders. His 103 tackles lead the team and ranks third in the NFL amongst his fellow rookies. He is the fourth Bill in team history to record 100 tackles as a rookie.

LB Nigel Bradham - Had one tackle against the Raiders. On the season, Bradham has recorded 96 tackles, 2.5 sacks, one forced fumble and one interception.

LB Brandon Spikes - Had six tackles, two tackles for a loss and a pass defended against the Raiders. He has recorded 54 tackles and a sack so far this season.

CB Corey Graham - Had four tackles and two passes defended against the Raiders. For the season, Graham has 71 tackles, two interceptions and a career-high 15 passes defended.

CB Stephon Gilmore - Had one tackle against the Packers. Now has 47 tackles, a forced fumble and three interceptions on the season.

S Da'Norris Searcy - Led the team with 11 tackles against the Raiders. For the season, he has recorded 52 tackles, 0.5 sacks, three interceptions and five passes defended.

S Aaron Williams - Had six tackles against the Raiders. Williams has 72 tackles, one interception and four passes defended on the season.

KEY RESERVES

DT Stefan Charles - Had four tackles and one QB hit against the Raiders.

DT Corbin Bryant - Had two tackles and one tackle for a loss against the Raiders.

S Duke Williams - For the season, the second-year man has 47 tackles, one interception, one forced fumble, two fumble recoveries and two passes defended.

CB Nickell Robey - Had one tackle and one pass defended against the Raiders. For the season, he has recorded 40 tackles, one sack and eight passes defended.



NEW FACES AT ONE BILLS DRIVE

2014 VETERAN ADDITIONS

RB Bryce Brown was acquired by Buffalo via trade with the Philadelphia Eagles on May 10, 2014 after being drafted by the Eagles in the seventh round (229th overall) of the 2012 NFL Draft. Has played in 39 career games with 7 starts and has carried the ball 226 times for 1,004 yards and six touchdowns. Brown also broke the Eagle's single-game rookie rushing record with 178 yards in his first NFL start vs. Carolina on November 26, 2012. Has played in seven games on the season and has 126 yards on 36 rush attempts and 176 yards on 16 receptions.

RB Boobie Dixon signed by the Bills on March 15, 2014 after being drafted by the 49ers in the sixth round (173rd overall) of the 2010 NFL Draft. He's played in 79 career games with one start and has carried the ball 246 times for 863 yards and nine touchdowns. In 15 games this season, he has 405 yards on 98 attempts and has blocked two punts.

K Jordan Gay signed with the Bills on August 26, 2014. He spent part of the 2013 season and 2014 offseason with the New York Giants. Has played in 15 career games and has 45 touchbacks on 76 kickoffs.

CB Corey Graham signed with the Bills on March 12, 2014 after playing the last two seasons with the Baltimore Ravens. Originally selected by the Bears in the fifth round (168th overall) of the 2007 NFL Draft. The 2011 Pro Bowler has played in 124 career games with 31 starts and has recorded 298 career tackles and 12 interceptions. He has started eight of his 15 games this season and has 71 tackles, two interceptions and 16 passes defended.

QB Kyle Orton signed with the Bills on August 29, 2014. Has completed 271-of-424 pass attempts for 2,842 yards, 17 touchdowns and 10 interceptions on the season. He has started 81-of-86 career games over a nine-year career that has spanned five teams. He has accumulated 17,861 passing yards, 100 touchdowns and 1,597 completions. Orton owns a 41-40 record as a starter.

LB Keith Rivers entered the NFL as a first-round (ninth overall) draft selection of the Cincinnati Bengals in 2008 and spent his first four years with the Bengals before joining the Giants in 2012. He has 278 tackles (182 solo) and three sacks in 73 NFL career games (50 starts).

P Colton Schmidt signed with the Bills on August 30th. He spent the 2014 preseason with San Francisco. Schmidt entered the league as an undrafted free agent in 2013 with the 49ers. Has played in 15 games and has pinned 29 of his 81 punts in the opponent's 20.

LB Brandon Spikes signed with the Bills as a free agent on March 15, 2014 after originally entering the NFL as the second-round (62nd overall) pick of the Patriots in the 2010 NFL Draft. Has started 49 of his 66 career games and recorded 338 tackles (206 solo), 2.0 sacks, 14 pass break-ups, two interceptions, six forced fumbles and 18 tackles for a loss.

DE Jarius Wynn signed by Buffalo on April 8, 2014 after previously spending time with the Cowboys, Chargers, Titans and Packers. Has started 6 of his 68 career games played and has 59 tackles and 9.5 sacks.

2014 ROOKIE DRAFT CLASS

WR Sammy Watkins (1st, 4th overall) played three seasons at Clemson (2011-13) and finished his collegiate career with 240 receptions for 3,391 yards and 27 touchdowns. Set the school record for receptions and receiving yards and tied the school record for receiving touchdowns. Added 1,376 yards on 60 kickoff returns (22.93 avg) and totaled 5,129 all-purpose yards for his career. He ranks second in ACC history for career receptions and third in conference history for receiving yards and his 5,129 all-purpose yards rank second in school history behind fellow Bill C.J. Spiller. Has started all 15 games in his NFL career and has 62 receptions for 925 yards and six touchdowns. His 62 receptions and 925 yards are the most ever by a Bills rookie.

T Cyrus Kouandjio (2nd, 44th overall) played at the University of Alabama for three years (2011-13) and started 27 of his 35 career games played while a member of the Crimson Tide. He registered 244 knockdowns during his two seasons in the starting lineup and was a consensus 2013 All-American and a two-time National Champion (2012-13). Made his NFL debut against Kansas City.

LB Preston Brown (3rd, 73rd overall) played four years at Louisville (2010-13) and started 37 of 52 career games played while finishing his career with 301 tackles, seven sacks, 26 tackles for a loss, three forced fumbles, two fumble recoveries, five passes defended and one interception. He became just the 12th player to lead the team in tackles in multiple seasons since the Cardinals officially started compiling defensive records in 1962. Has played in all 15 games and ranks 3rd among all rookies with 103 tackles.

CB Ross Cockrell (4th, 109th overall) attended Duke University for five years (2009-13) and started all 49 career games played at Duke finishing his career with 233 tackles, seven tackles for a loss, two sacks, 12 interceptions and 42 passes broken up. He was a team captain in 2012 and 2013. Named a two-time first team All-ACC selection in 2012 and 2013 and received an honorable mention All-America selection in 2012. Over his collegiate career, he was a four-time All-ACC Academic honoree and finished ranked first in passes defended and passes broken up in school history. Has appeared in seven games this season.

G Cyril Richardson (5th, 153rd overall) attended Baylor University for five years (2009-13) and started 42 of his 51 career games played as a Bear. A two-time All-American offensive lineman and the only player to be a two-time Big 12 Offensive Lineman of the Year, he won the 2013 Jim Parker Award and was a finalist for the 2013 Outland Trophy. Played predominantly left guard in college, but also spent time at left tackle. Has started four games at LG.

LB Randell Johnson (7th, 221st overall) attended Florida Atlantic for five years (2009-13) and saw action in 42 games and amassed 195 tackles and matched the school record for tackles for a loss (30.5). Has played in four games and has one fumble recovery on special teams.

T Seantrel Henderson (7th, 237th overall) played at the University of Miami for four years (2010-13) and started 26 of his 43 career games played as a Hurricane. A two-time All-ACC honoree, he finished his collegiate career with 211 knockdowns and 25 touchdown-resulting blocks. Has started all 15 games at right tackle.



MARRONE IN YEAR ONE

Doug Marrone was named the 16th head coach in Buffalo Bills history on January 7, 2013 and he quickly went about establishing a new culture at One Bills Drive.



Marrone instilled a coaching philosophy in his first year that is centered around the phrase "What it means to be a Buffalo Bill," a belief he and his coaching staff share that holds players accountable and prepares them to be mentally and physically tough.

Buffalo accomplished several feats under Marrone in 2013 as the team finished the season with a 6-10 mark. The offensive unit paced the AFC and finished second in the NFL with an average of 144.2 rushing yards per game and led the league with a 95.5-percent red zone efficiency mark. The Bills' defense established a team record with 57.0 sacks – second-most in the NFL and an AFC-best – while recording 23 interceptions, also a conference high and second in the League.

Four players earned Pro Bowl recognition honors following the 2013 campaign under Coach Marrone – FS Jairus Byrd, DT Marcell Dareus, DT Kyle Williams and DE Mario Williams – to mark the first time since 2004 that more than four Bills defenders were selected to the annual game.

Marrone also saw extensive contributions from several members of the team's 2013 rookie class. QB EJ Manuel made 10 starts and set team rookie records for passing touchdowns (11) and completions (180). WR Robert Woods finished fifth in the NFL among the 2013 rookie class hauling in 40 catches for 587 yards and three touchdowns. LB Kiko Alonso started each of the team's 16 games and led the team with 159 tackles – third-most by an NFL defender.

Marrone's Record As A Coach

College assistant coach (10 seasons)	68-46
College Head Coach (four seasons)	25-25
NFL assistant - regular season (seven seasons)	54-58
NFL assistant - postseason	3-3
NFL Head Coach (two seasons)	14-17
Career Total (22 seasons)	164-149

COACHING WINS - BILLS HISTORY

RK.	COACH, YEARS	W-L
1.	Marv Levy, 1986-97	112-70
2.	Lou Saban, 1962-65, 72-76	68-45-4
3.	Chuck Knox, 1978-82	37-36
4.	Wade Phillips, 1998-00	29-19
5.	Dick Jauron, 2006-09	24-33
6.	Chan Gailey, 2010-12	16-32
7.	Doug Marrone, 2013-	14-17

2014 COACHING CHANGES

Head Coach Doug Marrone made several changes to his coaching staff during the 2014 offseason. In addition to promoting Jason Rebrovich from Defensive Quality Control coach to Assistant Defensive Line coach, Marrone also brought some new faces to the staff.

Marrone tabbed Jim Schwartz to be the Defensive Coordinator, Thad Bogardus as Defensive Quality Control coach, Todd Downing as the Quarterbacks coach, Jim Hostler as Senior Offensive Assistant, Pepper Johnson as Defensive Line coach, Rob Moore as Wide Receivers coach and Fred Pagac as Linebackers coach.

Jim Schwartz will enter his 21st year in the NFL coaching ranks and ninth as a defensive coordinator. He served in the same capacity with the Tennessee Titans from 2001-08, overseeing a defense that finished in the top 10 in both rushing yards allowed per game (5th-103.5) and third down conversion rate (6th-36.1%) during his tenure. He served as the Head Coach of the Detroit Lions for the last five seasons, leading them to the playoffs in 2011.

Thad Bogardus will enter his first season in the NFL coaching ranks after spending the past three seasons with Ball State as a graduate assistant. He began his time with the Cardinals in 2011 as a football operations graduate assistant before working as a defensive graduate assistant in 2012 and 2013.

Todd Downing will enter his 12th year in the NFL coaching ranks and fourth as a quarterbacks coach. He served in the same capacity with the Detroit Lions from 2011-13, helping Lions QB Matthew Stafford become the Lions' franchise leading passer (17,457 career passing yards) in 2013.

Jim Hostler comes to Buffalo with 15 years of NFL coaching experience, including the past six seasons as the Baltimore Ravens' wide receivers coach. During his time with the Ravens, Hostler oversaw a receiving corps that played an integral role in the team's 2012 Super Bowl championship. During the 2012 campaign, the Ravens' wideouts finished second in franchise history for most receiving yards during a single season with 3,996

A five-time Super Bowl champion, **Pepper Johnson** will enter his 15th year coaching in the NFL in 2014. Johnson has spent the past 14 seasons working for the New England Patriots, serving in a variety of roles including eight seasons (2004-11) as the team's defensive line coach. During his 13-year playing career, Johnson was a part of two championship teams and has been a member of three championship teams since joining New England's coaching staff in 2000.

Rob Moore will enter his first season in the NFL coaching ranks after spending the past four seasons as the wide receivers coach for Syracuse University. As a player, in 153 games played (146 starts), Moore registered 628 receptions for 9,368 yards and 49 touchdowns en route to earning Pro Bowl honors in 1994 and 1997, in addition to All-Pro honors during the 1997 season.

Fred Pagac comes to Buffalo after spending the past eight seasons with the Minnesota Vikings. During his time with the Vikings, Pagac helped lead the Vikings' defense to four top 10 finishes in total defense including three straight top-10 finishes from 2008-10.



SCHWARTZ BRINGING A NEW LOOK

After five years as the head coach of the Detroit Lions, new defensive coordinator is returning to his roots on the defensive side of the ball.

While with Detroit, the Lions defense saw marked improvement and turned in impressive numbers each year.



- In 2013, the Lions' D finished first in the NFL in third down efficiency by limiting opponents to a 30.3 percent (64-of-211) conversion rate. They were also first in goal-to-go defense by holding opposing teams to just a 77.3 percent conversion rate.
- In 2012, the Lions finished at least 16th or higher in both rush (16th) and pass (14th) defense for the first time since 1993.
- The Lions returned seven fumbles or interceptions for touchdowns in 2011, which is a franchise record

Schwartz made his reputation on defense while serving as the defensive coordinator for the Tennessee Titans from 2001 to 2008. Schwartz's defense in Tennessee thrived in two major categories, rushing defense and third down conversions.

Over the course of his eight seasons running the Titans defense, the team ranked fifth in rushing yards allowed per game (103.3) and sixth in third down conversion rate at a percentage of 36.1.

BET YOU DIDN'T KNOW...

- The Titans allowed just nine rushers over 100 yards in 64 home games under Schwartz
- Schwartz was a defensive assistant/quality control coach on the 1999 Titans team that went to Super Bowl XXXIV
- Started his career as a college and pro scout under Bill Belichick with the Cleveland Browns

CROSSMAN ON SPECIAL TEAMS

Danny Crossman enters his second year as the Bills special teams coordinator looking to continue garnering positive results from all four phases.

- K Dan Carpenter had the most productive season of his career under Crossman last year as he tied a Bills record with 33 field goals and set a career-high with 131 points. Carpenter's field goal conversion rate of 91.67 percent was the second highest percentage in team history
- WR Marcus Easley flourished as a gunner under Crossman as he led the NFL with 23 special teams tackles

HACKETT MIXING IT UP

In his first year as an NFL offensive coordinator with the Bills in 2013, the offense was highlighted by the explosive backfield duo of RBs Fred Jackson and C.J. Spiller.



PAVING THE WAY ON THE GROUND

The Bills' running game generated an AFC-best 144.2 yards per game on the ground in 2013 - second best in the NFL:

NFL TEAM RUSHING YARDS PER GAME - 2013

RK.	TEAM	RUSHES-YDS	YDS/GAME
1.	Philadelphia	500-2,566	160.4
2.	Buffalo	546-2,307	144.2
3.	San Francisco	505-2,201	137.6
4.	Seattle	509-2,188	136.8
5.	Washington	453-2,164	135.3

Buffalo produced 56 rushing plays of 10 yards or more - second most in the AFC (eighth in the NFL):

AFC RUSHING PLAYS OF 10-PLUS YARDS- 2013

RK.	TEAM	10-PLUS YARD RUNS
1.	Kansas City	59
2.	Buffalo	56
3.	NY Jets	50
4.	New England	49
5.	Denver	48

RED ZONE EFFICIENCY

Buffalo scored on 42 of their 44 red zone possessions for a 95.5 scoring efficiency mark in 2013 - the best in the NFL:

NFL RED ZONE SCORING EFFICIENCY - 2013

RK.	TEAM	RZ DR	TD/FG	RZ %
1.	Buffalo	44	21/21	95.5
2.	Denver	67	51/12	94.0
3.	Pittsburgh	53	28/21	92.5
4.	Dallas	51	35/12	92.2
5.	Tennessee	49	28/17	91.8

SECOND BILLS DUO OVER 800

Spiller (933) and Jackson (890) are the second Bills duo to each eclipse 800 rushing yards in a season.

Spiller and Jackson were the only backfield duo in the NFL in 2013 to each have 800 rushing yards or more on the season.

BILLS TANDEM WITH 800-PLUS RUSHING YARDS IN A SINGLE-SEASON

YEAR	BILLS
2013	C.J. Spiller (933), Fred Jackson (890)
1975	O.J. Simpson (1,817), Jim Braxton (823)



2014 DEFENSIVE NOTES

TOP FIVE DEFENSE

The Bills are currently fourth in the NFL in yards allowed per game, allowing just 315.7 per game:

NFL OVERALL DEFENSE - 2014		
RK.	TEAM	YARDS PER GAME
1.	Seattle	268.6
2.	Detroit	295.9
3.	Denver	312.3
4.	Buffalo	315.7
5.	San Francisco	316.4

THE MONEY DOWN

The Buffalo defense has been lights out on third down this season, leading the NFL by limiting their opponents to a 33.2% conversion rate:

OPP. 3rd DOWN CONVERSION RATE - 2014				
RK.	TEAM	MADE	ATT	PCT.
1.	Buffalo	68	205	33.2
2.	Indianapolis	63	185	34.1
3.	New York Giants	65	184	35.3
4.	Detroit	69	194	35.6
5.	Houston	74	207	35.7

PROTECTING THE ENDZONE

The Bills are currently fifth in the NFL in points allowed on the season, allowing just 18.7 per game:

NFL SCORING DEFENSE - 2014		
RK.	TEAM	PTS./GAME
1.	Seattle	16.5
2.	Detroit	16.8
3.	Kansas City	18.3
4.	Arizona	18.6
5.	Buffalo	18.7

THE COLD FRONT

The Bills are picking up where they left off last year when they set a franchise record with 57.0 sacks. Through the first 16 weeks, the Bills are first in the NFL with 50.0 sacks on the year:

NFL SACK LEADERS - 2014		
RK.	TEAM	SACKS
1.	Buffalo	50.0
2.	Philadelphia	49.0
3.	Baltimore	45.0
4.	New York Giants	43.0
5.	Jacksonville	42.0

The 50.0 sacks are tied for the second most in a season by a Bills defense in franchise history. The Bills are the only team with three players with at least 9.5 sacks (Ma. Williams - 13.5, Dareus - 10.0, Hughes - 9.5).

2014 DEFENSIVE NOTES

NO FLY ZONE

The Bills are currently third in the NFL in passing yards allowed per game, allowing just 209.9 per game. They haven't allowed more than 250 passing yards by an opposing QB in a game since Week 6 against New England:

NFL PASSING DEFENSE - 2014		
RK.	TEAM	YARDS PER GAME
1.	Seattle	184.5
2.	Kansas City	200.2
3.	Buffalo	209.9
4.	Miami	211.1
5.	San Francisco	215.5

They are also currently second in the NFL in opponent QB rating, holding their opponents to a rating of 74.9:

NFL PASS DEFENSE - 2014		
RK.	TEAM	OPP QB RATING
1.	Cleveland	71.9
2.	Buffalo	74.9
3.	Cincinnati	75.3
4.	San Francisco	80.3
5.	Detroit	80.8

The Bills have also been opportunistic in their pass defense, as they are currently fifth in the NFL with 19 interceptions:

NFL PASS DEFENSE - 2014		
RK.	TEAM	INTERCEPTIONS
1.	Cleveland	21
2t.	Detroit	20
2t.	Houston	20
2t.	San Francisco	20
5.	Buffalo	19

EVERY PLAY COUNTS

The Bills are currently fourth in the NFL in yards allowed per play, allowing just 4.9 per play:

NFL OVERALL DEFENSE - 2014		
RK.	TEAM	YARDS PER PLAY
1.	Seattle	4.7
2t.	Denver	4.8
2t.	Detroit	4.8
4.	Buffalo	4.9
5.	Kansas City	5.1

Team Take-Away

The Bills are currently second in the NFL, having forced 30 turnovers **on the season**:

NFL OVERALL DEFENSE - 2014		
RK.	Team	Take-aways
1.	Houston	34
2.	Buffalo	30
3.	Cleveland	29
4.	Atlanta	28
5t.	Dallas	27
5t.	Philadelphia	27



2014: BY THE NUMBERS

0

In the Week Two matchup with Miami, the Bills defense allowed zero “big plays”, which are classified as a rush over 10 yards and a pass play over 20 yards. It was the first time since “big plays” began being tracked in 1999 that the Bills allowed zero in a game.

1ST

Sammy Watkins and Robert Woods are the first WR duo under the age of 23 in NFL history to tally 60+ receptions in the same season.

2ND

With both a safety and a punt return for a touchdown against the Packers, the Bills recorded something they had only done one other time, on 10/31/1971 against St. Louis.

3

The Bills have three different players with at least 60 receptions (Sammy Watkins-62, Fred Jackson-65 and Robert Woods-61) for the first time in team history.

4

P Colton Schmidt pinned the Bears inside their own 20 on four of his five punts in his NFL debut. His four punts inside the 20 is the most by any Bills punter in their debut in franchise history.

4.9

The Bills are currently fourth in the NFL, only allowing their opponents to gain 4.9 yards per play.

5TH

QB Kyle Orton became the 5th QB since 1960 to record 300+ yard games with five different teams in his career.

6

The Bills have six 100-yard receiving performances this season (four by Sammy Watkins and one apiece by Scott Chandler and Robert Woods), the most in a season by the team since 11 in 2002.

7

The Bills have multiple interceptions in seven different games this season, which leads the NFL.

10.0

DT Marcell Dareus currently leads all NFL DT with a career-high 10.0 sacks on the season.

17

K Dan Carpenter had a career-high 17 points against the Miami Dolphins in the Bills 29-10 victory on 9/14/14. Carpenter went 5/6 on field goals and also had two PATs.

18.7

The Bills are only allowing their opponents to score 18.7 points per game so far this season. That average is fifth in the NFL.

29

P Colton Schmidt currently is fifth in the NFL with 29 of his punts pinning the opposing team inside their own 20-yard line.

33.2

The Bills defense is currently leading the league on third down, holding their opponents to a conversion rate of 33.2%

35

In games 5-11, the Bills defense recorded 35 sacks. That is the highest sack total in a seven-game stretch in team history.

50.0

The Bills are currently first in the NFL with 50 sacks on the season. The team set a franchise record last season with 57.0 sacks on the year.

52.3

WR Sammy Watkins set a new club record with an average of 52.3 yards per reception against the Jets in Week Eight.

58

K Dan Carpenter hit the longest field goal of the season in the Bills 17-14 victory over the Lions when he crushed one from 58 yards out with four seconds left. It was the first game-winning field goal from at least 58 yards in the NFL since Josh Scobee for Jacksonville on 10/3/10.

74.9

The Bills are currently holding the opposing quarterbacks to a QB rating of 74.9, good for the second best passing defense in the league.

84

WR Sammy Watkins took a Kyle Orton pass 84 yards before being tackled at the five yard line against the Jets. The 84-yard play was the longest non-TD pass in Bills history.

124

CB Corey Graham has played in 124 consecutive games, which is the second longest streak amongst active NFL defensive backs, trailing CB William Gay of the Pittsburgh Steelers who has appeared in 127 consecutive games.

280

With his three consecutive games with over 280 passing yards, Kyle Orton became the first Bills QB since Drew Bledsoe in Weeks 2-5 of the 2002 season to throw for over 280 yards in three or more consecutive games.

315.7

The Bills are currently only giving up 315.7 yards per game, which is good for the fourth best mark in the NFL.

1990

With the two blocked punts on the season, it is the first time since 1990 that the Bills have had more than one blocked punt in a season.



CAREER NUMBERS VS. PATRIOTS

QB KYLE ORTON

DATE	RESULT	ATT	CMP.	PCT.	YDS.	TD.	INT.	LG.	RT.
10/11/09	W, 20-17 (H)	48	35	72.9	330	2	1	27	96.7*
10/12/14	L, 22-37 (H)	38	24	63.2	299	2	1	35	94.1
TOTALS	1-1	86	59	68.6	629	4	2	35	95.5

* With Denver Broncos

RB C.J. SPILLER

DATE	RESULT	ATT	YDS.	AVG.	LG.	TD	REC.	YDS.	TD
9/26/10	L, 30-38 (A)	4	29	7.3	19	0	3	10	1
12/26/10	L, 3-34 (H)	6	30	5.0	7	0	2	54	0
9/25/11	W, 34-31 (H)	1	3	3.0	3	0	1	-7	0
1/1/12	L, 21-49 (A)	13	60	4.6	12	0	4	40	1
9/30/12	L, 28-52 (H)	8	33	4.1	14	0	2	5	0
11/11/12	L, 31-37 (A)	9	70	7.8	14	0	4	61	0
9/8/13	L, 21-23 (H)	17	41	2.4	9	0	5	14	0
12/29/13	L, 20-34 (A)	19	105	5.5	24	0	5	28	0
10/12/14	L, 22-37 (H)	6	19	3.2	12	0	0	0	0
TOTALS	1-7	83	390	4.7	24	0	26	205	2

4.7 - Spiller is second among all active running backs with a 4.7 yards per carry average vs. New England (min. 50 attempts).

RB FRED JACKSON

DATE	RESULT	ATT	YDS.	AVG.	LG.	TD	REC.	YDS.	TD
11/18/07	L, 10-56 (H)	3	15	5.0	8	0	2	9	0
11/9/08	L, 10-20 (A)	4	14	3.5	5	0	2	11	0
12/28/08	L, 0-13 (H)	27	136	5.0	32	0	1	0	0
9/14/09	L, 24-25 (A)	15	57	3.8	16	0	5	83	1
12/20/09	L, 10-17 (H)	15	80	5.3	14	0	4	32	0
9/26/10	L, 30-38 (A)	4	8	2.0	5	0	0	0	0
12/26/10	L, 3-34 (H)	13	81	6.2	27	0	2	11	0
9/25/11	W, 34-31 (H)	12	74	6.2	21	1	5	87	0
9/30/12	L, 28-52 (H)	13	29	2.2	11	0	3	50	0
11/11/12	L, 31-37 (A)	16	80	5.0	14T	2	4	35	0
9/8/13	L, 21-23 (H)	13	67	5.2	13	0	4	41	0
12/29/13	L, 20-34 (A)	14	60	4.3	16	1	3	53	0
10/12/14	L, 22-37 (H)	10	26	2.6	8	1	4	17	0
TOTALS	1-12	159	727	4.6	32	5	39	429	1

88.9 - Jackson's average of 88.9 yards from scrimmage per game vs. New England (min. eight games) leads the NFL among active running backs.

WR ROBERT WOODS

DATE	RESULT	REC.	YDS.	AVG.	LG.	TD.	1ST.	YAC
9/18/13	L, 21-23 (H)	1	18	18.0	18	1	1	0
12/29/13	L, 20-34 (A)	1	27	27.0	27	0	1	7
10/12/14	L, 22-37 (H)	7	78	11.1	35	1	4	34
TOTALS	0-3	9	123	13.7	35	2	6	41

TE SCOTT CHANDLER

DATE	RESULT	REC.	YDS.	AVG.	LG.	TD.	1ST.	YAC
12/26/10	L, 3-34 (H)	0	0	-	-	0	0	0
9/25/11	W, 34-31 (H)	2	10	5.0	7	1	2	2
1/1/12	L, 21-49 (A)	3	29	9.7	19	0	1	9
9/30/12	L, 28-52 (H)	4	62	15.5	24T	2	4	8
11/11/12	L, 31-37 (A)	5	65	13.0	23	1	5	17
9/8/13	L, 21-23 (H)	4	38	9.5	19	0	1	14
12/29/13	L, 20-34 (A)	3	55	18.3	27	0	2	17
10/12/14	L, 22-37 (H)	6	105	17.5	28	0	5	35
TOTALS	1-7	27	364	13.5	28	4	20	102

4 - Chandler is first among active NFL tight ends with four touchdown catches against the Patriots.

CAREER NUMBERS VS. PATRIOTS

DT KYLE WILLIAMS

DATE	RESULT	TOT	TACK	ASST	SACK-YDS	FF/FR
9/10/06	L, 17-19 (A)	6	3	3	0-0	0/0
10/22/06	L, 6-28 (H)	3	2	1	0-0	0/0
9/23/07	L, 7-38 (A)	3	2	1	0-0	0/0
11/18/07	L, 10-56 (H)	3	2	1	0-0	0/0
11/9/08	L, 10-20 (A)	5	2	3	0-0	0/0
12/28/08	L, 0-13 (H)	6	6	0	1-5	0/0
9/14/09	L, 24-25 (A)	5	0	5	0-0	0/0
12/20/09	L, 10-17 (H)	3	3	0	0-0	0/0
9/26/10	L, 30-38 (A)	4	3	1	1-7	0/0
12/26/10	L, 3-34 (H)	4	3	1	0-0	0/0
9/25/11	W, 34-31 (H)	2	0	2	0-0	0/0
9/30/12	L, 28-52 (H)	5	3	2	0.5-3.5	0/0
11/11/12	L, 31-37 (A)	2	1	1	0.5-3.5	0/0
9/8/13	L, 21-23 (H)	6	3	3	1.0-10	0/0
12/29/13	L, 20-34 (A)	3	0	3	0-0	0/0
10/12/14	L, 22-37 (H)	2	2	0	0-0	0/0
TOTALS	1-15	62	35	27	4.0-29	0/0

DT MARCELL DAREUS

DATE	RESULT	TOT	TACK	ASST	SACK-YDS	FF/FR
9/25/11	W, 34-31 (H)	1	0	1	0-0	0/0
1/1/12	L, 21-49 (A)	1	1	0	0-0	0/0
9/30/12	L, 28-52 (H)	3	0	3	0.5-3.5	0/0
11/11/12	L, 31-37 (A)	5	4	1	0.5-3.5	0/0
9/8/13	L, 21-23 (H)	5	4	1	0.5-0	0/0
12/29/13	L, 20-34 (A)	4	1	3	0-0	0/0
10/12/14	L, 22-37 (H)	3	2	1	0-0	0/0
TOTALS	1-6	22	12	10	1.5-7	0/0

DE MARIO WILLIAMS

DATE	RESULT	TOT	TACK	ASST	SACK-YDS	FF/FR
12/17/06	L, 7-40 (A)	4	3	1	0-0	0/0*
1/3/10	W, 34-27 (H)	2	2	0	1-4	0/0*
9/30/12	L, 28-52 (H)	2	2	0	0-0	0/0
11/11/12	L, 31-37 (A)	3	3	0	0-0	0/0
9/8/13	L, 21-23 (H)	2	1	1	0-0	0/0
12/29/13	L, 20-34 (A)	4	1	3	0-0	0/0
10/12/14	L, 22-37 (H)	4	3	1	1-6	0/0
TOTALS	1-6	21	15	6	2-10	0/0

* With Houston Texans

BILLS VS. BRADY

Buffalo's defense has intercepted Patriots QB Tom Brady 19 times - ranking as the second-most against the Patriots' signal caller:

RK.	TEAM	GAMES	INT
1.	Miami	26	21
2.	Buffalo	25	19
3.	NY Jets	26	12

The Bills' 46.0 sacks of Patriots QB Tom Brady are tied for the second-most:

RK.	TEAM	GAMES	SACKS
1.	Miami	26	52.0
2t.	Buffalo	25	46.0
2t.	NY Jets	26	46.0




ORTON STEPS IN

QB Kyle Orton completed 32 of his 49 pass attempts for 329 yards, three touchdowns and two interceptions against the Raiders. Against the Broncos, his 38 completions tied the franchise record in a game and his 57 attempts set a new franchise record.

Since taking over as the starting QB in Week Five, Orton has steadied the offense and has been an improvement in regards to completion percentage and QB rating.

Due to his steady play late in games, Orton also currently ranks second in the AFC in 4th quarter QB rating:



4th QUARTER QB RATING - 2014 NFL		
RK.	PLAYER, TEAM	RATING
1.	Ben Roethlisberger, PIT	111.5
2.	Kyle Orton, BUF	104.4
3.	Ryan Fitzpatrick, HOU	102.1
4t.	Tom Brady, NE	91.7
4t.	Andrew Luck, IND	91.7

MILESTONES REACHED THIS SEASON

- Threw the 100th TD of his career (30-yard pass to Robert Woods at Oakland, 12/21/14)
- Three games with over 300 yards passing
- One of five NFL QB's to throw for over 300 yards in a game with five different teams
- Set franchise record for most pass attempts in a game with 57 at Denver on 12/7/14
- Tied franchise record for most pass completions in a game with 38 at Denver on 12/7/14

HISTORIC START

With his 283 passing yards against Minnesota, Orton became the first NFL QB to have three straight games with at least 283 passing yards in his first three starts with a team since Jeff George did it with Oakland in four straight games in 1997. George and Orton are the only two players in league history to accomplish the feat. It's only been done four times in franchise history regardless if it's the beginning to a career or not:

CONSECUTIVE GAMES WITH 283+ PASSING YARDS - BILLS

RK.	PLAYER, DATES	STREAK
1t.	Jim Kelly, 9/13/87 - 11/1/87	4
1t.	Drew Bledsoe, 9/15/02 - 10/6/02	4
2t.	Kyle Orton, 10/5/14 - 10/26/14	3
2t.	Jim Kelly, 9/27/92 - 10/11/92	3

A DEBUT TO REMEMBER

With his 308-yard passing day against Detroit, Orton became the 5th QB since 1960 to record a 300+ passing yard game with five different teams in his career.

Orton set a couple Bills milestones in his debut as well:

MOST PASS ATTEMPTS IN FIRST START - BILLS QB

RK.	PLAYER, DATE - OPP	PASS ATTEMPTS
1.	Kyle Orton, 10/5/14 at Det	43
2.	Vince Ferragamo, 9/8/85 vs. SD	41
3t.	Doug Flutie, 10/18/98 vs. Jax	39
3t.	Drew Bledsoe, 9/8/02 vs. NYJ	39
3t.	Jeff Tuel, 11/3/13 vs. KC	39

MOST COMPLETIONS IN FIRST START - BILLS QB

RK.	PLAYER, DATE - OPP	COMPLETIONS
1.	Vince Ferragamo, 9/8/85 vs. SD	31
2.	Kyle Orton, 10/5/14 at Det	30
3.	Drew Bledsoe, 9/8/02 vs. NYJ	26

MOST PASSING YARDS IN FIRST START - BILLS QB

RK.	PLAYER, DATE - OPP	PASSING YARDS
1.	Vince Ferragamo, 9/8/85 vs. SD	377
2.	Dennis Shaw, 10/4/70 vs NYJ	317
3.	Kyle Orton, 10/5/14 at Det	308

Orton also completed passes to 10 different receivers in his debut against Detroit, tying the team record. It's the fifth time in team history that the Bills have had 10 different players catch a pass in a game.

IN THE BILLS RECORD BOOKS

Orton is already starting to make his mark in the Bills record books. Amongst all Bills QB's with at least 100 attempts in a season, his 86.8 QB rating this year is the sixth highest of all-time and his completion percentage of 63.92 is the fourth highest in any Bills season:

SINGLE SEASON QB RATING (MIN. 100 ATT) - ALL-TIME BILLS

RK.	PLAYER, YEAR	RATING
1.	Rob Johnson, 1998	102.9
2.	Jim Kelly, 1990	101.2
3.	Jim Kelly, 1991	97.6
4.	Joe Ferguson, 1976	90.0
5.	Doug Flutie, 1998	87.4
6.	Kyle Orton, 2014	86.8

SINGLE SEASON COMP PCT (MIN. 100 ATT) - ALL-TIME BILLS

RK.	PLAYER, YEAR	ATT.	CMP.	PCT
1.	Kelly Holcomb, 2005	230	155	67.39
2.	Trent Edwards, 2008	374	245	65.51
3.	Jim Kelly, 1991	474	304	64.14
4.	Kyle Orton, 2014	424	271	63.92
5.	Jim Kelly, 1994	448	285	63.61



ACTION JACKSON

RB Fred Jackson rushed for 10 yards on six carries and had nine receptions for 93 yards against the Raiders. Jackson had 10 rush attempts for 26 yards and caught four passes for 17 yards against New England and scored his 29th career rushing touchdown. Earlier in the season, he became the first Bills RB ever with 6+ receptions in three straight games after recording 8, 6 and 7 in his last three games. Jackson has 467 yards on 123 rush attempts on the season.



Jackson had eight receptions for 78 yards and the 35th touchdown of his career in the Week Three loss to San Diego.

Jackson joined 24 other players as he is now one of 25 undrafted players to score 35 or more career touchdowns.

Jackson produced the highlight play of the season opening win when he took a handoff from EJ Manuel and bruised his way 38 yards down the field to the Chicago one-yard line before Dan Carpenter hit the game-winning 27-yard field goal. Overall, Jackson had 61 yards on seven carries.

JACKSON THE RECEIVING THREAT

Jackson is third in the NFL amongst running backs with 65 receptions on the season and is third in yards with 497:

RECEIVING LEADERS - NFL RB 2014

RK.	PLAYER, TEAM	REC.	YARDS	TD
1.	Matt Forte, CHI	94	785	4
2.	Le'Veon Bell, PIT	77	774	3
3.	Fred Jackson, BUF	65	497	1
4.	DeMarco Murray, DAL	54	395	0
5.	Shane Vereen, NE	49	433	3

Jackson produced a team-high 1,277 scrimmage yards in 2013 - 890 rushing and 387 receiving and led Buffalo with 10 total touchdowns on the season - nine on the ground.

Jackson was one of eight NFL players in 2013 to have at least 850 rushing and 350 receiving yards.

JACKSON'S RANKINGS IN THE AFC - 2013

- **Rushing Touchdowns:** 9, 3rd
- **First Downs:** 70, 4th
- **Rushing Yards:** 890, 6th

HE'S INFREDIBLE

Jackson continues to make his mark in the Bills record book as his eighth season with the team unfolds. His 15 100-yard games and 5,588 rushing yards are the third most in team history:

MOST 100-YARD RUSHING GAMES - BILLS

RK.	BILLS	100-YARD GMs
1.	Thurman Thomas	46
2.	O.J. Simpson	41
3.	Fred Jackson	15

MOST RUSHING YARDS - BILLS

RK.	BILLS	RUSHING YDS
1.	Thurman Thomas, 1988-99	11,938
2.	O.J. Simpson, 1969-77	10,183
3.	Fred Jackson, 2007-	5,588

Jackson's 8,121 scrimmage yards place him fifth on the team's all-time chart:

MOST SCRIMMAGE YARDS - BILLS

RK.	PLAYER, YEARS	TOTAL	RUSH	REC.
1.	Thurman Thomas, 1988-99	16,279	11,938	4,341
2.	Andre Reed, 1985-99	13,595	500	13,095
3.	O.J. Simpson, 1969-77	12,107	10,183	1,924
4.	Eric Moulds, 1996-05	9,253	157	9,096
5.	Fred Jackson, 2007-	8,224	5,588	2,636

Jackson is fourth in franchise history with 30 rushing touchdowns:

MOST RUSHING TOUCHDOWNS - BILLS

RK.	BILLS	RUSHING TDs
1.	Thurman Thomas, 1988-99	65
2.	O.J. Simpson, 1969-77	57
3.	Cookie Gilchrist, 1962-64	31
4.	Fred Jackson, 2007-	30
5.	Wray Carlton, 1960-67	29

Jackson is one of five undrafted players in NFL history to total over 5,000 rushing yards in his career. Currently, Jackson ranks third:

CAREER RUSHING YARDS - UNDRAFTED PLAYERS

RK.	PLAYER, TEAM (YEARS)	YARDS
1.	Priest Holmes, BAL- KC (97-07)	8,172
2.	Arian Foster, HOU (09-)	6,286
3.	Fred Jackson, BUF (06-)	5,588
4.	Willie Parker, PIT (04-09)	5,378
5.	Kevin Mack, CLE (85-93)	5,123



SAMMY BREAKS OUT

Rookie WR Sammy Watkins had three receptions for 75 yards and a touchdown against the Raiders.

For the season, Watkins has 62 catches for 925 yards and six touchdowns. His 62 receptions and 925 receiving yards are both the most ever by a Bill in his rookie season.

Watkins made his home debut against the Dolphins in Week Two one to remember as he pulled in eight receptions for 117 yards and his first career touchdown.

His totals were tied for the fourth most receptions by a Bills rookie in a game and the seventh most yards by a Bills rookie in a game.

Watkins' eight receptions and 117 yards are both the highest ever recorded by a Bills rookie WR in their home debut.



MAKING HIS CATCHES COUNT

On the season, Watkins has turned 46 of his 62 receptions in to first downs. Among all NFL WR's with at least 60 receptions, Watkins currently has the fifth highest first down percentage at 74.2%:

FIRST DOWN PERCENTAGE - NFL WR

RK.	PLAYER, TEAM	CATCHES-1ST	PCT.
1.	Calvin Johnson, DET	67-55	82.1
2.	Randall Cobb, GB	87-67	77.0
3t	T.Y. Hilton, IND	82-63	76.8
3t.	DeAndre Hopkins, HOU	74-56	75.7
5.	Sammy Watkins, BUF	62-46	74.2

THE 3RD DOWN TARGET

Watkins is already proving to be an asset on third down, as he is currently third in the NFL amongst WR with at least 15 catches on third down, averaging 18.5 yards per catch in that situation:

AFC THIRD-DOWN RECEIVING LEADERS - 2014

RK.	PLAYER, TEAM	Rec-Yds	AVG.
1.	Steve Smith Sr., BAL	22-414	18.8
2.	Calvin Johnson, DET	19-353	18.6
3.	Sammy Watkins, BUF	18-333	18.5
4.	DeAndre Hopkins, HOU	22-384	17.5
5.	Mohamed Sanu, CIN	17-294	17.3

IN THE TOP 10 OF THE AFC

Watkins is currently ninth in the AFC amongst wide receivers with 925 receiving yards on the season:

AFC RECEIVING LEADERS - 2014

RK.	PLAYER, TEAM	Rec-Yds	TDS
6.	Steve Smith Sr., BAL	71-975	6
7.	Julian Edelman, NE	92-972	4
8.	A.J. Green, CIN	61-959	6
9.	Sammy Watkins, BUF	62-925	6
10.	Brandon LaFell, NE	70-883	7

WATKINS AMONG ROOKIES

While Watkins ranks first amongst other Bills rookie WR's, he also is comparing favorably to his fellow rookie WR's across the NFL. Watkins' 62 receptions is currently fifth amongst all rookie WR's, his 925 yards is fourth and his six touchdowns is tied for sixth:

NFL ROOKIE WR STATS - 2014

RK.	PLAYER, TEAM	Rec-Yds	TDS
1.	Odell Beckham, NYG	79-1,120	11
2.	Kelvin Benjamin, CAR	72-999	9
3.	Mike Evans, TB	63-997	11
4.	Sammy Watkins, BUF	62-925	6
5.	Jordan Matthews, PHI	59-767	7

Watkins also is fourth among all rookies in 1st downs on the season with his 46:

MOST FIRST DOWNS - 2014 ROOKIES

RK.	PLAYER, TEAM	1ST DOWNS
1.	Jeremy Hill, CIN	62
2.	Odell Beckham, NYG	52
3.	Kelvin Benjamin, CAR	49
4.	Sammy Watkins, BUF	46

OVERALL YARDAGE

Watkins currently ranks fifth amongst rookies with his 928 yards from scrimmage:

SCRIMMAGE YARDS LEADERS - 2014 ROOKIES

RK.	PLAYER, TEAM	TOTAL	RUSH	REC.
1.	Jeremy Hill, CIN	1,229	1,024	205
2.	Odell Beckham, NYG	1,155	35	1,120
3.	Kelvin Benjamin, CAR	999	0	999
4.	Mike Evans, TB	997	0	997
5.	Sammy Watkins, BUF	928	3	925





WOODS RISES UP

WR Robert Woods pulled in seven catches for 52 yards and a touchdown against the Raiders. He set career highs in receptions (9) and yards (118), while hauling in a touchdown against the Jets in Week 12. It was his first 100-yard receiving performance. Woods now has a reception in all 29 career games he has played.

Woods led the team with 78 yards on four receptions in the season opening victory over the Chicago Bears, three of which resulted in first downs.

For the season, Woods has 61 catches for 660 yards and four touchdowns. His 61 catches ranks third among all second year WR:



NFL 2nd YEAR WR STATS - 2014			
RK.	PLAYER, TEAM	Rec-Yds	TDS
1.	Keenan Allen, SD	77-783	4
2.	DeAndre Hopkins, HOU	74-1,205	6
3.	Robert Woods, BUF	61-660	4
4.	Kenny Stills, NO	58-849	3

As a rookie, Woods hauled in 40 catches for 587 yards and three touchdowns. Woods' 40 receptions placed him tied for seventh and his 587 receiving yards fifth among the 2013 rookie wide receiver class.

BUFFALOBILLS.COM/MEDIA

Please visit the Buffalo Bills media website for all up-to-date information regarding the team at:
www.buffalobills.com/media

The Buffalo Bills media website regularly posts the following information:

- 2014 Updated Media Guide, Record Book & Player Bios
- Game Credential Request forms
- Coach/Player/Personnel Interview Audio
- Coach/Player/Personnel Transcripts
- Coach/Player/Personnel Clips
- Latest Press Releases
- Up-to-date practice schedules
- Media Availability Sessions
- Full Record Book
- Transactions
- Media Relations Department Contact Information

For all your Buffalo Bills media relations needs please visit:

www.buffalobills.com/media

@BuffaloBillsPR

Be sure to follow @BuffaloBillsPR on Twitter to stay up to date with interesting in-game notes, injury reports, post-game notes and quotes of interest.

CHANDLER SETS CAREER HIGHS

TE Scott Chandler had four catches for 37 yards and a touchdown against the Raiders and he pulled in a career-high eight receptions for 81 yards against the Broncos. He pulled in three catches for 28 yards and a TD against the Jets in Week 12. It marked Chandler's second touchdown of the season against New York and the 16th TD of his career.

Chandler had a career day against the Patriots when he pulled in six passes for a career-high 105 yards. It was the first 100-yard receiving game by a Bills TE since Pete Metzelaars posted a 113-yard day at San Francisco on 9/13/92. Chandler also became the fourth TE in Bills history with over 150 receptions.

For the season, Chandler has 46 catches for 477 yards and three touchdowns.

CHANDLER AMONG BILLS TIGHT ENDS ALL-TIME

Chandler has pulled in three touchdowns this season which puts him at 17 for his career. He is ranked third in team history among Bills tight ends with his 17 touchdown receptions:

MOST TOUCHDOWN CATCHES - BILLS TEs		
RK. BILLS		RECEIVING TDS
1.	Pete Metzelaars, 1985-94	25
2.	Jay Riemersma, 1997-02	20
3.	Scott Chandler, 2010-	17
4.	Reuben Gant, 1974-80	15
5.	Keith McKeller, 1987-1993	11

CHANDLER RANKS THIRD AMONG BILLS TEs

Chandler is one of four tight ends in Bills history to reach the 150 mark in receptions with the franchise. His 181 catches stand as the third most by a tight end in team history.

MOST RECEPTIONS - BILLS TEs		
RK. BILLS TE		RECEPTIONS
1.	Pete Metzelaars, 1985-94	302
2.	Jay Riemersma, 1997-02	204
3.	Scott Chandler, 2010-	181
4.	Lonnie Johnson, 1994-98	153
5.	Reuben Gant, 1974-80	127

Chandler recorded career-highs and led Buffalo's receiving corps in receptions (53) and receiving yards (655) to go along with two touchdowns in 2013.

2013 YARDAGE TOTAL SECOND IN TEAM HISTORY AT TIGHT END


Chandler's 655 receiving yards in 2013 marked the second most by a tight end in a single season in Buffalo record books:

MOST RECEIVING YARDS SINGLE SEASON - BILLS TEs		
RK. BILLS		RECEIVING YARDS
1.	Paul Costa, 1967	726
2.	Scott Chandler, 2010-	655
3.	Reuben Gant, 1977	646
4.	Pete Metzelaars, 1993	609



SUPER MARIO

DE Mario Williams, a captain for the first time in his career, has continued his dominating play as a Buffalo Bill by recording 13.5 sacks and 41 tackles through the first 14 games. Against the Raiders, Williams had four tackles, 0.5 a sack, two tackles for a loss and one QB hit. Against the Packers, Williams had four tackles, a sack, a forced fumble, a pass defended and a blocked field goal. He followed a 3.5 sack performance against Miami with 2.0 sacks against the Jets in Week 12. Williams now has recorded 90.0 sacks in his career, which places him in 41st place on the NFL all-time sack chart (since 1982).



Amongst all players in the NFL, Williams currently is tied for fifth with his 13.5 sacks:

NFL SACK LEADERS - 2014 SEASON		
RK.	PLAYER/TEAM	SACKS
1.	Justin Houston, KC	18.0
2.	J.J. Watt, HOU	17.5
3.	Elvis Dumervil, BAL	17.0
4.	Connor Barwin, PHI	14.5
5t.	Ryan Kerrigan, WAS	13.5
5t.	Mario Williams, BUF	13.5

Williams played in his second season with the Bills in 2013 and turned in multiple dominating performances on his way to the Pro Bowl. Williams set a personal-best and team-record with 4.5 sacks vs. Carolina in Week Two in 2013 and led Buffalo's defense with 13.0 sacks - the fourth most in the NFL.

WILLIAMS IN TOP SACK TOTALS SINCE 2006

Since entering the NFL as the first overall draft choice in 2006 by Houston, Williams' 90.0 sacks are tied for third most in the NFL:

NFL SACK LEADERS - 2006-CURRENT				
RK.	PLAYER, TEAM	POS	GAMES	SACKS
1.	DeMarcus Ware, DAL-DEN	DE	140	119.0
2.	Jared Allen, KC-MIN-CHI	DE	140	114.0
3t.	Elvis Dumervil, DEN-BAL	LB	121	90.0
3t.	Mario Williams, HOU-BUF	DE	129	90.0
5.	Robert Mathis, IND	LB	118	85.5

GETTING TO THE QB ON 3RD DOWN

Since joining Buffalo in 2012, 19.5 of his 36.0 sacks have occurred on third-down situations - that is second in the league for sacks on third-down plays over the last three seasons:

NFL 3RD DOWN SACK LEADERS - 2012-CURRENT			
RK.	PLAYER/TEAM	POS	SACKS
1.	Cameron Wake, MIA	DE	21.0
2.	Mario Williams, BUF	DE	19.5
3.	Robert Quinn, STL	DE	17.5
4.	Von Miller, DEN	LB	17.0
5.	Justin Houston, KC	LB	15.5

KYLE A MODEL OF CONSISTENCY

DT Kyle Williams - who was voted to be a captain by his teammates for the third time - has continued his dominating play so far in the 2014 season. Against the Raiders, Williams had four tackles, 0.5 sacks, one tackle for a loss and a QB hit. He recorded three tackles, one sack and three QB hits against the Browns. For the season, Williams has 40 tackles, 5.5 sacks, 15 QB hits and eight tackles for a loss.

Williams made a big impact in a way he never had before during the Bills season opening victory over the Chicago Bears.

Late in the 4th quarter, Williams recorded the first interception of his Pro Bowl career when he stepped in front of Bears QB Jay Cutler's pass intended for TE Martellus Bennett. The Bills kicked a field goal on the ensuing drive to take a 20-17 lead.

Williams produced a career-high 10.5 sacks and led the team's defense with 22 quarterback hits during the 2013 season to go along with 68 tackles on the way to being named to his third career Pro Bowl.

The eight-year NFL veteran posted four multi-sack games in 2013.

WILLIAMS IN TOP THREE SINCE ENTERING THE NFL

Since entering the NFL in 2006, Williams has recorded 454 total tackles (296 solo) to rank second among NFL defensive tackles over the last nine years:

NFL DEFENSIVE TACKLE LEADERS - 2006-CURRENT				
RK.	PLAYER/TEAM	TACKLES	SOLO	ASST
1.	Justin Smith, CIN-SF	572	398	174
2.	Kyle Williams, BUF	454	296	158
3.	Haloti Ngata, BAL	446	284	162

WILLIAMS GETTING TO THE QB

Williams' 10.5 quarterback takedowns tied for second among NFL defensive tackles in 2013 and fellow Bills DT Marcell Dareus finished fifth with 7.5:

NFL DEFENSIVE TACKLE SACK LEADERS - 2013			
RK.	PLAYER/TEAM	POS	SACKS
1.	Jason Hatcher, DAL	DT	11.0
2.	Kyle Williams, BUF	DT	10.5
	Jurrell Casey, TEN	DT	10.5
4.	Gerald McCoy, TB	DT	9.0
5.	Marcell Dareus, BUF	DT	7.5

PRESTON LEADING THE WAY

LB Preston Brown has quickly found his role in the defense and is leading the team in tackles after the first 16 weeks with 103 total. Brown is not only leading the Bills, but is also currently third in the NFL amongst his fellow rookies:

NFL ROOKIE TACKLE LEADERS - 2014 REGULAR SEASON				
RK.	PLAYER/TEAM	TACKLES	SOLO	ASST
1.	C.J. Mosley, BAL	126	86	40
2.	Chris Borland, SF	107	84	23
3.	Preston Brown, BUF	103	62	41
4.	Ha Ha Clinton-Dix, GB	94	66	28
5.	Telvin Smith, JAC	88	81	27



DAREUS IS DOMINANT IN 2014

DT Marcell Dareus has been absolutely dominant this season through Week 16. Against the Chiefs, Dareus tied a career-high with 3.0 sacks and he now has a career-high 10.0 sacks, 48 tackles, 12 tackles for a loss, 13 QB hits and one forced fumble on the season.

For the season, Dareus currently ranks first in the NFL among DT and tied for 13th among all positions with his 10.0 sacks:

NFL DT SACK LEADERS - 2014

RK.	PLAYER/TEAM	SACKS
1.	Marcell Dareus, BUF	10.0
2t.	Gerald McCoy, TB	8.5
2t.	Sen'Derrick Marks, JAX	8.5
2t.	Ndamukong Suh, DET	8.5
5.	Aaron Donald, STL	8.0

DAREUS AMONG DT POSITION LEADERS SINCE 2011

Since entering the NFL as the team's first-round (third overall) draft choice in 2011, Dareus has registered 28.5 sacks and 139 solo tackles - the second most sacks and third most solo tackles among NFL defensive tackles:

NFL DEFENSIVE TACKLE SACK LEADERS -SINCE 2011

RK.	PLAYER/TEAM	POS	SACKS
1.	Geno Atkins, CIN	DT	29.0
2.	Marcell Dareus, BUF	DT	28.5
3.	Ndamukong Suh, DET	DT	26.0
4.	Gerald McCoy, TB	DT	24.0
5.	Justin Smith, SF	DT	22.0

NFL DEFENSIVE TACKLE SOLO TACKLE LEADERS - SINCE 2011

RK.	PLAYER/TEAM	POS	SOLO TACKLES
1.	Jurrell Casey, TEN	DT	153
2.	Justin Smith, SF	DT	152
3.	Marcell Dareus, BUF	DT	139
4.	Linval Joseph, NYG	DT	130
5.	Corey Liuget, SD	DT	125

DAREUS MAKES PRO BOWL IN 2013

Dareus was a force against opposing teams in 2013 as the third-year veteran set personal bests with 71 tackles, 7.5 sacks and 12 quarterback hits in 16 games (14 starts).

Dareus finished first among NFL defensive tackles in 2013 with 46 solo takedowns and teamed up with fellow DT Kyle Williams DT to place second and third in the league among defensive tackles with 71 and 68 combined tackles, respectively:

NFL DEFENSIVE TACKLE LEADERS: 2013

RK.	PLAYER/TEAM	TACKLES	SOLO	ASST
1.	Sheldon Richardson, NYJ	77	42	35
2.	Marcell Dareus, BUF	71	46	25
3.	Kyle Williams, BUF	68	42	26
4.	Damon Harrison, NYJ	66	36	30

HUGHES BREAKS OUT

DE Jerry Hughes made a couple fantastic plays in the Bills win against the Browns. He recorded three tackles and one QB hit and provided the game-changing play when he forced Terrance West to fumble, recovered the fumble and returned it for his first career touchdown. Hughes has continued his strong play since last season by piling up 51 tackles, 9.5 sacks, 17 QB hits, 13 tackles for a loss, three forced fumbles and a fumble recovery through the first 15 games.

Since the start of last season, Hughes ranks fourth amongst all AFC defensive ends in sacks:

AFC DE SACK LEADERS - SINCE 2013

RK.	PLAYER/TEAM	SACKS
1.	J.J. Watt, HOU	28
2.	Mario Williams, BUF	26.5
3.	Cameron Wake, MIA	20
4.	Jerry Hughes, BUF	19.5
5.	Olivier Vernon, MIA	18

Hughes was acquired via trade with the Indianapolis Colts prior to the 2013 season. In his first year with Buffalo, the former 2010 first-round draft selection, notched a career-high of 10.0 sacks with the Bills - including two quarterback takedowns at Pittsburgh in Week 10 and two against Atlanta in Week 13.

WILLIAMS LEADING THE SECONDARY

S Aaron Williams led the team in tackles against Green Bay, coming down from his safety position to rack up nine tackles. Against the Raiders, Williams recorded six tackles as he protected the second level of the defense. Williams set a new career-high with 14 total tackles in the Bills loss to the Chargers. Williams recorded 10 tackles in the Bills two victories to start off the 2014 season. Williams has 72 tackles, an interception and four passes defended on the season.

Williams made the transition from cornerback to safety for the 2013 season, which saw him post career numbers.

Williams totaled a career-high 82 tackles (60 solo) to finish second on the team in 2013 and tied for the team lead with four interceptions.

2014 AFC EAST STANDINGS

TEAM	W	L	HOME	ROAD	PF	PA
New England	12	3	7-0	5-3	459	296
Miami	8	7	4-3	4-4	364	336
Buffalo	8	7	5-3	3-4	326	280
New York	3	12	2-6	1-6	246	377



GILMORE ON THE CORNER

CB Stephon Gilmore had one tackle against the Raiders in Week 16. Gilmore recorded three tackles and two pass breakups in Week 15, helping hold Packers QB Aaron Rodgers to his worst career QB rating of 34.3. For the season, Gilmore now has a career-high three interceptions to go along with 46 tackles, three tackles for a loss, a forced fumble and six passes defended.

Gilmore has doubled his career interception total this season, coming into 2014 with three career picks he has raised that tally to six.

Gilmore is also known for his physical style of play which has helped lead him to force four fumbles so far in his career, which ranks him tied for second most amongst all AFC cornerbacks since he entered the league:

AFC CORNERBACK FORCED FUMBLES: 2012-CURRENT

RK.	PLAYER/TEAM	POS	FF
1.	Kyle Arrington, NE	CB	5
2t.	Stephon Gilmore, BUF	CB	4
2t.	Jason McCourty, TEN	CB	4
4t.	Cortez Allen, PIT	CB	3
4t.	Will Blackmon, JAC	CB	3
4t.	Sean Smith, KC	CB	3
4t.	Darius Butler, IND	CB	3

SEARCY THE BALL HAWK

S Da'Norris Searcy led the defense with 11 tackles against the Raiders in Week 16. Searcy pulled in a career high two interceptions to go along with four tackles in one of the better games of his career against the Browns in Week 13. On the season, Searcy has 52 tackles, 0.5 sacks, three interceptions, one forced fumble and five passes defended.

His three interceptions are tied for fifth most amongst all AFC safeties:

AFC SAFETY INTERCEPTIONS: 2014 SEASON

RK.	PLAYER/TEAM	POS	INT
1.	Tashuan Gipson, CLE	S	6
2.	Mike Adams, IND	S	5
3t.	Rahim Moore, DEN	S	4
3t.	Charles Woodson, OAK	S	4
5t.	Da'Norris Searcy, BUF	S	3
5t.	George Iloka, CIN	S	3
5t.	Reshad Jones, MIA	S	3

GRAHAM THE VETERAN LEADER

Buffalo native CB Corey Graham has been a consistent contributor all season no matter where he lines up in the secondary. Against the Raiders, he had four tackles and two passes defended. In Week 15 against Green Bay, Graham tallied eight tackles along with one pass breakup helping hold Packers QB Aaron Rodgers to his worst career QB rating of 34.3.

Against the Broncos in Week 14, he became the first Bill with an interception and a fumble recovery in the same game since Jairus Byrd against Miami on November 15, 2012.

For the season, Graham has 71 tackles, two interceptions, a career high 16 passes defended and one fumble recovery.

Graham currently ranks ninth in the AFC with 16 passes defended:

AFC PASSES DEFENSED: 2014 SEASON

RK.	PLAYER/TEAM	POS	PD
1.	Vontae Davis, IND	CB	19
2t.	Buster Skrine, CLE	CB	18
2t.	Sean Smith, KC	CB	18
4t.	Joe Haden, CLE	CB	17
4t.	Aqib Talib, DEN	CB	17
6t.	Corey Graham, BUF	CB	16

BEAST MODE BRADHAM

LB Nigel Bradham has started in all 13 games he's played on the season and has recorded 96 tackles, 2.5 sacks, one interception, seven passes defended, seven quarterback hits and six tackles for a loss. Bradham racked up seven tackles, one tackle for loss and two pass breakups vs. Green Bay.



Bradham recorded the first sack and the first interception of his NFL career in the Bills Week Four loss to Houston.

Bradham was the first Bill with a sack and an interception in one game since Jairus Byrd had 1 sack and two interceptions against the Jets on 11/17/13. Bradham is the first linebacker with the interception-sack combo since Kiko Alonso did it against Carolina on 9/15/13.

Bradham has shown his ability to play the run and pass this season, ranking tied for fourth among AFC linebackers in pass breakups:


AFC LINEBACKER PASSES DEFENSED: 2014

RK.	PLAYER/TEAM	POS	PD
1t.	Brandon Marshall, DEN	LB	9
1t.	Daryl Smith, BAL	LB	9
3.	C.J. Mosley, BAL	LB	8
4t.	Nigel Bradham, BUF	LB	7
4t.	Emmanuel Lamur, CIN	LB	7



CARPENTER MATCHES TEAM MARK

K Dan Carpenter went three for three on his PAT's and hit his lone field goal from 54 yards at Oakland. Carpenter converted all four of his field goal attempts and one extra point despite windy conditions in the team's win vs. Green Bay. He kicked the game-winning 58-yard field goal to lead the Bills to the 17-14 victory against the Lions. It was the second-longest FG in team history. Against Miami in Week Two, Carpenter tied a career-high with five field goals and set a career-high with 17 points. Against Chicago, Carpenter was named the Special Teams Player of the Week for hitting all three of his field goal attempts and both extra points. Carpenter nailed the game-winning 27-yard field goal in OT and also hit a 50-yard field goal earlier in the game. Carpenter had 13 points in Week Eight against the Jets in his 100th career game.



Carpenter currently is fifth in the NFL with 128 points after going 33/37 on field goals and converting 29/30 of his PATs through the first 16 weeks. His 33 field goals leads the NFL:

NFL KICKING LEADERS - 2014 SEASON

RK.	PLAYER, TEAM	FGM-FGA	POINTS
1.	Stephen Gostkowski, NE	32-34	147
2.	Cody Parkey, PHI	30-34	140
3.	Adam Vinatieri, IND	28-28	131
4.	Mason Crosby, GB	27-32	130
5.	Dan Carpenter, BUF	33-37	128

MOST EFFICIENT IN BILLS HISTORY

Carpenter has converted 90.41 percent of his field goal attempts with the Bills - the best in team history:

FIELD GOAL PERCENTAGE MARK - BILLS HISTORY

RK.	PLAYER, YEARS	FGM-FGA	FG %
1.	Dan Carpenter, 2013-14	66-73	90.41
2.	Rian Lindell, 2003-12	225-270	83.33
3.	Steve Christie, 1992-2000	234-299	78.26

Carpenter matched a team record for field goals made in a season (33) while setting a personal best with 131 points - third most by a Bill in a single season in 2013.

Carpenter made 33-of-36 field goal attempts and each of his 32 extra point tries in 2013 to finish sixth in the AFC with 131 points.

MATCHES TEAM RECORD

Carpenter matched former Bills K Stevie Christie's team record of 33 field goals made in a single season set in 1998:

FIELD GOALS MADE - BILLS HISTORY SINGLE SEASON

RK.	PLAYER, YEAR	FIELD GOALS MADE
1t.	Dan Carpenter, 2013	33
	Dan Carpenter, 2014	33
	Steve Christie, 1998	33
4.	Scott Norwood, 1988	32

POINTS IN A SEASON - BILLS

Carpenter's 131 points scored in 2013 stand as the third most by a Bill in a single season in franchise history.

MORE CARPENTER

SECOND-MOST FIELD GOALS MADE SINCE 2008

Since entering the NFL in 2008, Carpenter has converted 193-of-228 field goals along with 215-of-217 point after tries in 107 games.

His 193 field goals made are the second most in the NFL since 2008:

FIELD GOALS MADE - 2008-CURRENT

RK.	PLAYER, TEAM	FIELD GOALS MADE
1.	Stephen Gostkowski, NE	199
2.	Dan Carpenter, MIA-BUF	193
3.	David Akers, PHI-SF-DET	189
4.	Sebastian Janikowski, OAK	185
5.	Mason Crosby, GB	181

SCHMIDT PINS THEM DEEP

P Colton Schmidt has gotten his Bills career off to a solid start through his first 15 games. 29 of his 81 punts have pinned the opposing team inside their own 20, including four of his five punts in his debut against the Bears, which is the most punts inside the 20 in any punters first game as a Bill in franchise history. The 29 punts inside the 20 is currently fifth in the NFL after Week 16:

PUNTS INSIDE THE 20 LEADERS - 2014

RK.	PLAYER, TEAM	INSIDE THE 20
1.	Johnny Hekker, SEA	32
2.	Drew Butler, ARI	31
3t.	Dustin Colquitt, KC	30
3t.	Donnie Jones, PHI	30
5.	Colton Schmidt, BUF	29

RAMBO EMERGES

S Bacarri Rambo played in just his second game as a Bill in Week 15, but left his mark notching his first career interceptions while picking off Packers QB Aaron Rodgers twice. Rambo is just the second player to ever pick off Rodgers two times in one game joining Saints CB Jason Davis who got to Rodgers twice back in 2008.





ROSTER FACTS

Oldest Bills Player: RB Fred Jackson, 33, Born 2/20/1981

Youngest Bills Player: T Cyrus Kouandjio, 21, Born 7/21/1993

Heaviest Bills Player: T Cordy Glenn, 345 lbs.

Lightest Bills Player: CB Nickell Robey, 165 lbs.

Tallest Bills Player: G Erik Pears, 6-8

Shortest Bills Player: CB Nickell Robey, 5-8

Coaches who played in the NFL: 4- Doug Marrone (Head Coach, Pepper Johnson (DL Coach), Tyrone Wheatley (RB Coach) and Rob Moore (WR Coach)

Most Seasons with the Bills: DT Kyle Williams, ninth season

Most NFL seasons: QB Kyle Orton, 10 seasons

Closest to Home: CB Corey Graham - Buffalo, NY (0 Miles)

Furthest from Home: LB Ty Powell - Marina, California - 2,733 miles

State producing the most Bills: Texas, 7 – CB Ron Brooks, TE Scott Chandler, WR Marquise Goodwin, DE Jerry Hughes, RB Fred Jackson, G Cyril Richardson and S Aaron Williams.

College with the most Bills: Florida State, 3 – LB Nigel Bradham, QB E.J. Manuel, LS Garrison Sanborn; Clemson, 3 – WR Sammy Watkins, T Chris Hairston, RB C.J. Spiller; USC, 3 – LB Keith Rivers, WR Robert Woods, CB Nickell Robey

Bills from NCAA Division II or III colleges: 5 – DT Stefan Charles (Regina), P Jordan Gay (Centre College), RB Fred Jackson (Coe College), LB Ty Powell (Harding) and P Colton Schmidt (California-Davis)

Former Bills 1st round picks: 5 - C Eric Wood (2009), DT Marcell Dareus (2011), CB Stephon Gilmore (2012), QB EJ Manuel (2013) and WR Sammy Watkins (2014)

Pro Bowlers w/ Bills: 4 - RB C.J. Spiller (2012), DT Kyle Williams (2010, 2012, 2013), DE Mario Williams (2013) and DT Marcell Dareus (2013)

Bills with playoff experience: 8 - RB Bryce Brown, RB Anthony Dixon, CB Corey Graham, LB Jerry Hughes, DE Manny Lawson, QB Kyle Orton, LB Keith Rivers and LB Brandon Spikes

BET YOU DIDN'T KNOW

- **DT Stefan Charles** was a head table guest at the 63rd annual ROGERS Conn Smythe Sports Celebrities Dinner and Silent Auction. The event helps to raise money for Easter Seals Ontario, a group that helps physically disabled children in the Ontario region achieve a greater level of acceptance and independence.

- **DT Marcell Dareus** hosted a free kids football camp at his alma mater, Huffman (Birmingham, AL) High School. Over 500 kids were in attendance.

- **WR Marcus Easley** hosted the 4th annual Marcus Easley E.A.S.Y. Camp on June 7th in Trumbull, CT. Fellow Bill **QB EJ Manuel** was also in attendance.

- **WR Marquise Goodwin** played video games with fans in the SxSports Lounge presented by NFL Players, Inc. at the SXSW festival in Austin, TX.

- **RB Fred Jackson** hosted the Fred Jackson USA Football Fundamentals Football Camp along with the USA Football Player Safety Coach Training. Over 200 kids from Western New York were brought in to learn the proper and safe football techniques.

- **QB EJ Manuel** held his First Annual EJ Manuel Football Camp in his hometown of Virginia Beach, VA at his alma mater, Bayside High School.

- **RB C.J. Spiller** hosted his 2014 Football and Life Skills Camp at Clemson University on May 16th and 17th.

- Rookie **WR Sammy Watkins** attended the 2014 Rookie Premiere in California. **Watkins** also hosted the Sammy Watkins Football Pro Camp on June 22nd at West Seneca East Senior High School. He also signed autographs at Frontier Field on August 11th prior to a Rochester Red Wings game. **Watkins** is the cousin of former Red Wing Tommy Watkins who played in 305 games for Rochester from 2006-09.

- **S Aaron Williams** hosted the 2014 Lone Star Showcase in Austin where top high school football players in the state of Texas came and were mentored by NFL Players that hail from the state.

- Four members of the Bills secondary (**CB Ron Brooks**, **S Jonathan Meeks**, **S Da'Norris Searcy** and **S Duke Williams**) participated in a batting practice session and threw out the first pitch at Frontier Field prior to a Rochester Red Wings game on June 13th.

- The entire Bills rookie class attended the Kiss 98.5 Kiss the Summer Hello concert at Canalside in downtown Buffalo. The rookies went up on stage to greet the fans and also met pop stars Jason Derulo and Austin Mahone.



BILLS 2013 RANKINGS

OFFENSE

Category	Total	AFC Rank	NFL Rank
Total Yards/Game	338.1	8th	19th
Points Per Game	21.2	9th	22nd
Passing Yards/Game	193.9	15th	28th
Passing Yards/Attempt	5.4	T-14th	T-29th
Interceptions	15	7th	16th
Rushing Yards/Game	144.2	1st	2nd
Rushing Yards/Play	4.2	T-6th	T-14th
Times Sacked	48	T-12th	T-28th
1st Downs/Game	18.8	T-10th	T-22nd
3rd Down Efficiency	34.0	15th	29th
4th Down Efficiency	28.6	14th	30th
Time of Possession	28:23	15th	29th
Punt Return Average	6.2	15th	29th
Kick Return Average	20.4	16th	29th
Net Punt Average	36.1	15th	30th
Field Goal Percentage	91.7	T-7th	T-10th

DEFENSE

Category	Total	AFC Rank	NFL Rank
Total Yards/Game	333.4	4th	10th
Points Per Game	24.3	11th	T-20th
Passing Yards/Game	204.4	2nd	4th
Passing Yards/Attempt	6.5	3rd	T-5th
Interceptions	23	1st	2nd
Rushing Yards/Game	128.9	14th	28th
Rushing Yards/Play	4.4	12th	23rd
Sacks	57.0	1st	2nd
1st Downs/Game	19.3	7th	T-12th
3rd Down Efficiency	37.1	7th	14th
4th Down Efficiency	40.0	7th	T-12th
Time of Possession	31:37	15th	29th
Punt Return Average	10.6	13th	25th
Kick Return Average	23.4	T-9th	T-17th
Net Punt Average	41.0	15th	27th
Field Goal Percentage	86.1	10th	17th

ADDITIONAL POSTSEASON HONORS

ASSOCIATED PRESS ALL-PRO TEAM

Mario Williams - 2nd Team

PRO FOOTBALL FOCUS ALL-PRO TEAM

Marcell Dareus - 1st Team

USA FOOTBALL ALL-FUNDAMENTALS TEAM

Kyle Williams

PFWA DEFENSIVE ROOKIE OF THE YEAR

Kiko Alonso

ESPN.com ALL-ROOKIE TEAM

Kiko Alonso

Nickell Robey

2013 BILLS IN THE PRO BOWL

Three returning Buffalo Bills - DT Marcell Dareus, DT Kyle Williams and DE Mario Williams - participated in the 2014 Pro Bowl.



Marcell Dareus put together the finest season of his young career as he combined with Kyle Williams to form the most intimidating defensive tackle pairing in the league. Dareus set a career high with 71 tackles and 7.5 sacks on the season. His 71 tackles placed him second among NFL defensive tackles. Dareus was also one of just five NFL defenders to finish the 2013 season with 70 tackles and 7.0 sacks. It was Dareus' first career Pro Bowl Appearance.

Kyle Williams, one of Buffalo's three captains in 2013, recorded a career high 10.5 sacks in 2013 to go along with 68 tackles (42 solo) and a career-high 22 quarterback hits. A consistent source of pressure for the Bills, Williams tallied multiple sacks in four games this year. Williams represented the Bills in his second consecutive Pro Bowl appearance and third overall (2010, 2012).

Mario Williams enjoyed one of the best years of his eight-year career in 2013. Highlighted by his franchise record setting 4.5 sack effort in Week Two versus Carolina, Williams accumulated 13.0 sacks and 38 tackles on the season. After registering 10.5 sacks in 2012, Williams became the first Bill to have back-to-back double digit sack seasons since Aaron Schobel in 2005-2006. The selection marked Williams' third Pro Bowl appearance (2008, 2009).

PRONUNCIATION GUIDE

COACHES

Marrone , Doug	mah-ROWN
Hostler , Jim	HASS-ler
Pagac , Fred	PUG-itch

PLAYERS

Charles, Stefan	STEH-fahn
Dareus , Marcell	DAR-e-us (like 'jar')
Gray, MarQueis	mar-KWESE
Gilmore, Stephon	steph-AHN
Henderson, Seantrel	SHAWN-t
Kouandjio , Cyrus	KWAN-jo
Pears , Erik	PEERS
Richardson, Cyril	SEER-ull
Robey, Nickell	Nick-ELL
Searcy , Da'Norris	SIR-cee
Urbik , Kraig	ER-bick
Wynn, Jarius	Jair-E-us

BUFFALO BILLS ROSTERS



Alphabetical

Numerical

Depth Chart

Transactions

How the Bills Were Built

By Experience

By Position

BUFFALO BILLS 2014 ALPHABETICAL ROSTER									
NO	NAME	POS	HT	WT	DOB	EXP	COLLEGE	HOMETOWN	HOW ACQ.
53	Bradham, Nigel	LB	6-2	241	9/4/1989	3	Florida State	Crawfordville, FL	D4a-12
33	Brooks, Ron	CB	5-10	190	10/16/1988	3	LSU	Irving, TX	D4b-12
35	Brown, Bryce	RB	6-0	220	5/14/1991	3	Kansas State	Wichita, KS	TR-14 (PHI)
52	Brown, Preston	LB	6-1	251	10/27/1992	R	Louisville	Cincinnati, OH	D3-14
97	Bryant, Corbin	DT	6-4	300	1/4/1988	2	Northwestern	Chicago, IL	FA-12
2	Carpenter, Dan	K	6-2	228	11/25/1985	7	Montana	Helena, MT	FA-13
84	Chandler, Scott	TE	6-7	260	7/23/1985	8	Iowa	Bedford, TX	W-10 (DAL)
96	Charles, Stefan	DT	6-5	323	6/9/1988	2	Regina	Toronto, Ontario	FA-13
29	Cockrell, Ross	CB	6-0	190	8/6/1991	R	Duke	Waxhaw, NC	D4-14
99	Dareus, Marcell	DT	6-3	331	3/13/1990	4	Alabama	Huffman, AL	D1-11
54	Dean, Larry	LB	6-0	227	8/7/1988	4	Valdosta State	Tifton, GA	FA-14
26	Dixon, Boobie	RB	6-1	233	9/24/1987	5	Mississippi State	Jackson, MS	FA-14
81	Easley, Marcus	WR	6-2	217	11/2/1987	4	Connecticut	Stratford, CT	D4-10
4	Gay, Jordan	K	6-1	200	3/29/1990	1	Centre College	Danville, KY	W-14 (Car)
24	Gilmore, Stephon	CB	6-1	190	9/19/1990	3	South Carolina	Rock Hill, SC	D1-12
77	Glenn, Cordy	T	6-6	345	9/18/1989	3	Georgia	Riverdale, GA	D2-12
88	Goodwin, Marquise	WR	5-9	179	11/19/1990	2	Texas	Garland, TX	D3-13
89	Gragg, Chris	TE	6-3	244	6/30/1990	2	Arkansas	Warren, AR	D7-13
20	Graham, Corey	CB	6-0	196	7/25/1985	8	New Hampshire	Buffalo, NY	FA-14
48	Gray, MarQueis	TE	6-4	242	11/7/1989	2	Minnesota	Indianapolis, IN	W-14 (Min)
75	Hairston, Chris	T	6-6	330	4/26/1989	3	Clemson	Winston-Salem, NC	D4b-11
66	Henderson, Seantrel	T	6-7	331	1/21/1992	R	Miami	St. Paul, MN	D7b-14
15	Hogan, Chris	WR	6-1	220	10/24/1988	2	Monmouth (N.J.)	Ramapo, NJ	FA-12
55	Hughes, Jerry	DE	6-2	254	8/13/1988	5	Texas Christian	Sugar Land, TX	TR-13 (IND)
22	Jackson, Fred	RB	6-1	216	2/20/1981	8	Coe College	Fort Worth, TX	FA-06
58	Johnson, Randell	LB	6-4	245	3/23/1991	R	Florida Atlantic	Miami, FL	D7a-14
71	Kouandjio, Cyrus	T	6-7	322	7/21/1993	R	Alabama	Hyattsville, MD	D2-14
91	Lawson, Manny	DE	6-5	240	7/13/1984	9	North Carolina State	Goldsboro, NC	FA-13
3	Manuel, EJ	QB	6-4	237	3/19/1990	2	Florida State	Virginia Beach, VA	D1-13
18	Orton, Kyle	QB	6-4	228	11/14/1982	10	Purdue	Runnells, IA	FA-14
79	Pears, Erik	G	6-8	316	6/25/1982	9	Colorado State	Price, UT	FA-10
57	Powell, Ty	LB	6-2	249	4/27/1988	2	Harding	Marina, CA	FA-13
30	Rambo, Bacarri	S	6-0	211	6/27/1990	2	Georgia	Donalsonville, GA	FA-14
68	Richardson, Cyril	G	6-5	343	12/27/1990	R	Baylor	Fort Worth, TX	D5-14
56	Rivers, Keith	LB	6-2	235	5/5/1986	6	Southern California	Lake Mary, FL	FA-14
37	Robey, Nickell	CB	5-8	165	1/17/1992	2	Southern California	Frostproof, FL	UFA-13
65	Sanborn, Garrison	LS	6-1	240	7/31/1985	6	Florida State	Tampa, FL	FA-09
6	Schmidt, Colton	P	5-11	224	10/27/1990	1	California-Davis	Bakersfield, CA	FA-14
25	Searcy, DaNorris	S	5-11	207	11/16/1988	4	North Carolina	Decatur, GA	D4a-11
85	Smith, Lee	TE	6-6	265	11/21/1987	4	Marshall	Powell, TN	W-11 (NE)
51	Spikes, Brandon	LB	6-2	255	9/3/1987	5	Florida	Shelby, NC	FA-14
28	Spiller, C.J.	RB	5-11	200	8/5/1987	5	Clemson	Lake Butler, FL	D1-10
11	Thigpen, Marcus	WR	5-9	200	5/15/1986	3	Indiana	Detroit, MI	W-14 (TB)
80	Thompson, Deonte	WR	6-0	203	2/14/1989	3	Florida	Belle Glade, FL	FA-14 (BAL-PS)
60	Urbik, Kraig	G	6-5	324	9/23/1985	6	Wisconsin	Hudson, WI	W-10 (PIT)
14	Watkins, Sammy	WR	6-1	211	6/14/1993	R	Clemson	Fort Myers, FL	D1-14
23	Williams, Aaron	S	6-0	199	4/23/1990	4	Texas	Round Rock, TX	D2-11
27	Williams, Duke	S	5-11	201	10/15/1990	2	Nevada	Reno, NV	D4-13
95	Williams, Kyle	DT	6-1	303	6/10/1983	9	LSU	Ruston, LA	D5a-06
94	Williams, Mario	DE	6-6	292	1/31/1985	9	North Carolina State	Richlands, NC	FA-12
70	Wood, Eric	C	6-4	310	3/18/1986	6	Louisville	Cincinnati, OH	D1b-09
10	Woods, Robert	WR	6-0	190	4/10/1992	2	Southern California	Carson, CA	D2a-13
92	Wynn, Jarius	DE	6-3	285	8/29/1986	6	Georgia	Augusta, GA	FA-14
RESERVE/NON-FOOTBALL INJURY LIST									
50	Alonso, Kiko	LB	6-3	238	8/14/1990	2	Oregon	Los Gatos, CA	D2b-13
RESERVE/INJURED									
30	Butler, Mario	CB	6-1	187	10/20/1988	1	Georgia Tech	Jacksonville, FL	FA-13
31	Ladler, Kenny	S	6-0	207	6/23/1992	R	Vanderbilt	Stone Mountain, GA	UFA-14
21	McKelvin, Leodis	CB	5-10	185	9/1/1985	7	Troy	Waycross, GA	D1-08
36	Meeks, Jonathan	S	6-0	209	11/8/1989	2	Clemson	Rock Hill, SC	D5-13
58	Sylvester, Stevenson	LB	6-2	231	7/18/1988	5	Utah	Las Vegas, NV	FA-14
74	Williams, Chris	G	6-6	320	8/26/1985	7	Vanderbilt	Baton Rouge, LA	FA-14
PRACTICE SQUAD									
46	Broomfield, Deon	S	6-0	206	8/3/1991	R	Iowa State	Palm Bay, FL	UFA-14
62	Campbell, William	G	6-4	311	7/6/1991	1	Michigan	Detroit, MI	FA-14
45	Gaines, Jimmy	LB	6-3	240	5/11/1993	R	Miami	Getzville, NY	UFA-14
98	Igbinosun, Ikponmwosa	DE	6-3	286	9/10/1990	1	Southern Connecticut State	Rahway, NJ	FA-13
93	Johnson, Bryan	DE	6-4	250	8/13/1988	R	West Texas A&M	Bellport, NY	UFA-14
73	Morrell, D.J.	G	6-6	325	8/19/1991	R	Old Dominion	Norwalk, CT	UFA-14
17	Palmer, Tobais	WR	5-11	178	2/20/1990	1	North Carolina State	Pittsboro, NC	FA-14
44	Sweeting, Rod	CB	6-0	187	9/28/1990	2	Georgia Tech	Miami, FL	FA-14
90	Towns, Jeremy	DT	6-4	290	3/9/1989	R	Samford	Dolomite, AL	UFA-14
7	Tuel, Jeff	QB	6-3	221	2/12/1991	2	Washington State	Fresno, CA	UFA-13
PRACTICE SQUAD/INJURED LIST									
86	Holley, Caleb	WR	6-2	200	12/26/1990	R	East Central (Okla.)	Anchorage, AK	UFA-14

BUFFALO BILLS 2014 NUMERICAL ROSTER									
NO	NAME	POS	HT	WT	AGE	EXP	COLLEGE	HOMETOWN	HOW ACQ.
2	Dan Carpenter	K	6-2	228	29	7	Montana	Helena, MT	FA-13
3	EJ Manuel	QB	6-4	237	24	2	Florida State	Virginia Beach, VA	D1-13
4	Jordan Gay	K	6-1	200	25	1	Centre College	Danville, KY	W-14 (CAR)
6	Colton Schmidt	P	5-11	224	24	1	California-Davis	Bakersfield, CA	FA-14
10	Robert Woods	WR	6-0	190	22	2	Southern California	Carson, CA	D2a-13
11	Marcus Thigpen	WR	5-9	200	28	3	Indiana	Detroit, MI	W-14 (TB)
14	Sammy Watkins	WR	6-1	211	21	R	Clemson	Fort Myers, FL	D1-14
15	Chris Hogan	WR	6-1	220	26	2	Monmouth (N.J.)	Ramapo, NJ	FA-12
18	Kyle Orton	QB	6-4	228	32	10	Purdue	Runnels, IA	FA-14
20	Corey Graham	CB	6-0	196	29	8	New Hampshire	Buffalo, NY	FA-14
22	Fred Jackson	RB	6-1	216	33	8	Coe College	Fort Worth, TX	FA-06
23	Aaron Williams	S	6-0	199	24	4	Texas	Round Rock, TX	D2-11
24	Stephon Gilmore	CB	6-1	190	24	3	South Carolina	Rock Hill, SC	D1-12
25	Da'Norris Searcy	S	5-11	207	26	4	North Carolina	Decatur, GA	D4a-11
26	Boobie Dixon	RB	6-1	233	27	5	Mississippi State	Jackson, MS	FA-14
27	Duke Williams	S	5-11	201	24	2	Nevada	Reno, NV	D4-13
28	C.J. Spiller	RB	5-11	200	27	5	Clemson	Lake Butler, FL	D1-10
29	Ross Cockrell	CB	6-0	190	23	R	Duke	Waxhaw, NC	D4-14
30	Bacarri Rambo	S	6-0	211	24	2	Georgia	Donalsonville, GA	FA-14
33	Ron Brooks	CB	5-10	190	26	3	LSU	Irving, TX	D4b-12
35	Bryce Brown	RB	6-0	220	23	3	Kansas State	Wichita, KS	TR-14 (PHI)
37	Nickell Robey	CB	5-8	165	22	2	Southern California	Frostproof, FL	UFA-13
48	MarQueis Gray	TE	6-4	242	25	2	Minnesota	Indianapolis, IN	W-14 (MIN)
51	Brandon Spikes	LB	6-2	255	27	5	Florida	Shelby, NC	FA-14
52	Preston Brown	LB	6-1	251	22	R	Louisville	Cincinnati, OH	D3-14
53	Nigel Bradham	LB	6-2	241	24	3	Florida State	Crawfordville, FL	D4a-12
54	Larry Dean	LB	6-0	227	26	4	Valdosta State	Tifton, GA	FA-14
55	Jerry Hughes	DE	6-2	254	26	5	Texas Christian	Sugar Land, TX	TR-13 (IND)
56	Keith Rivers	LB	6-2	235	28	6	Southern California	Lake Mary, FL	FA-14
57	Ty Powell	LB	6-2	249	26	2	Harding	Marina, CA	FA-13
58	Randell Johnson	LB	6-4	245	23	R	Florida Atlantic	Miami, FL	D7a-14
60	Kraig Urbik	G	6-5	324	29	6	Wisconsin	Hudson, WI	W-10 (PIT)
65	Garrison Sanborn	LS	6-1	240	29	6	Florida State	Tampa, FL	FA-09
66	Seantrel Henderson	T	6-7	331	22	R	Miami	St. Paul, MN	D7b-14
68	Cyril Richardson	G	6-5	343	23	R	Baylor	Fort Worth, TX	D5-14
70	Eric Wood	C	6-4	310	28	6	Louisville	Cincinnati, OH	D1b-09
71	Cyrus Kouandjio	T	6-7	322	21	R	Alabama	Hyattsville, MD	D2-14
75	Chris Hairston	T	6-6	330	25	3	Clemson	Winston-Salem, NC	D4b-11
77	Cordy Glenn	T	6-6	345	25	3	Georgia	Riverdale, GA	D2-12
79	Erik Pears	G	6-8	316	32	9	Colorado State	Price, UT	FA-10
80	Deonte Thompson	WR	6-0	203	25	3	Florida	Belle Glade, FL	FA-14 (BAL-PS)
81	Marcus Easley	WR	6-2	217	27	4	Connecticut	Stratford, CT	D4-10
84	Scott Chandler	TE	6-7	260	29	8	Iowa	Bedford, TX	W-10 (DAL)
85	Lee Smith	TE	6-6	265	27	4	Marshall	Powell, TN	W-11 (NE)
88	Marquise Goodwin	WR	5-9	179	24	2	Texas	Garland, TX	D3-13
89	Chris Gragg	TE	6-3	244	24	2	Arkansas	Warren, AR	D7-13
91	Manny Lawson	DE	6-5	240	30	9	North Carolina State	Goldsboro, NC	FA-13
92	Jarius Wynn	DE	6-3	285	28	6	Georgia	Augusta, GA	FA-14
94	Mario Williams	DE	6-6	292	29	9	North Carolina State	Richlands, NC	FA-12
95	Kyle Williams	DT	6-1	303	31	9	LSU	Ruston, LA	D5a-06
96	Stefan Charles	DT	6-5	323	26	2	Regina	Toronto, Ontario	FA-13
97	Corbin Bryant	DT	6-4	300	26	2	Northwestern	Chicago, IL	FA-12
99	Marcell Dareus	DT	6-3	331	24	4	Alabama	Huffman, AL	D1-11
RESERVE/NON-FOOTBALL INJURY LIST									
50	Kiko Alonso	LB	6-3	238	23	2	Oregon	Los Gatos, CA	D2b-13
RESERVE/INJURED									
21	Leodis McKelvin	CB	5-10	185	29	7	Troy	Waycross, GA	D1-08
30	Mario Butler	CB	6-1	187	25	1	Georgia Tech	Jacksonville, FL	FA-13
31	Kenny Ladler	S	6-0	207	22	R	Vanderbilt	Stone Mountain, GA	UFA-14
36	Jonathan Meeks	S	6-0	209	24	2	Clemson	Rock Hill, SC	D5-13
58	Stevenson Sylvester	LB	6-2	231	26	5	Utah	Las Vegas, NV	FA-14
74	Chris Williams	G	6-6	320	29	7	Vanderbilt	Baton Rouge, LA	FA-14
PRACTICE SQUAD									
7	Jeff Tuel	QB	6-3	221	23	2	Washington State	Fresno, CA	UFA-13
17	Tobais Palmer	WR	5-11	178	24	1	North Carolina State	Pittsboro, NC	FA-14
44	Rod Sweeting	CB	6-0	187	24	2	Georgia Tech	Miami, FL	FA-14
45	Jimmy Gaines	LB	6-3	240	21	R	Miami	Getzville, NY	UFA-14
46	Deon Broomfield	S	6-0	206	23	R	Iowa State	Palm Bay, FL	UFA-14
62	William Campbell	G	6-4	311	23	1	Michigan	Detroit, MI	FA-14
73	D.J. Morrell	G	6-6	325	23	R	Old Dominion	Norwalk, CT	UFA-14
90	Jeremy Towns	DT	6-4	290	25	R	Samford	Dolomite, AL	UFA-14
93	Bryan Johnson	DE	6-4	250	26	R	West Texas A&M	Bellport, NY	UFA-14
98	Ikponmwosa Igbinosun	DE	6-3	286	23	1	Southern Connecticut State	Rahway, NJ	FA-13
PRACTICE SQUAD/INJURED LIST									
86	Caleb Holley	WR	6-2	200	23	R	East Central (Okla.)	Anchorage, AK	UFA-14

BUFFALO BILLS UNOFFICIAL 2014 DEPTH CHART

OFFENSE

WR	10 Robert Woods	15 Chris Hogan	11 Marcus Thigpen	80 Deonte Thompson
LT	77 Cordy Glenn	75 Chris Hairston		
LG	60 Kraig Urbik	<u>68 Cyril Richardson</u>		
C	70 Eric Wood	60 Kraig Urbik		
RG	79 Erik Pears			
RT	<u>66 Seantrel Henderson</u>	<u>71 Cyrus Kouandjio</u>		
TE	84 Scott Chandler	85 Lee Smith	89 Chris Gragg	
QB	18 Kyle Orton	3 EJ Manuel		
FB	48 MarQueis Gray			
RB	22 Fred Jackson	28 CJ Spiller	26 Boobie Dixon	35 Bryce Brown
WR	<u>14 Sammy Watkins</u>	88 Marquise Goodwin	81 Marcus Easley	

DEFENSE

LDE	94 Mario Williams	92 Jarius Wynn	
DT	95 Kyle Williams	96 Stefan Charles	
DT	99 Marcell Dareus	97 Corbin Bryant	
RDE	55 Jerry Hughes	91 Manny Lawson	
WLB	<u>52 Preston Brown</u>	56 Keith Rivers	54 Larry Dean
MLB	51 Brandon Spikes	57 Ty Powell	
SLB	53 Nigel Bradham	<u>58 Randell Johnson</u>	
LCB	20 Corey Graham	<u>29 Ross Cockrell</u>	
DS	25 Da'Norris Searcy	27 Duke Williams	
DS	23 Aaron Williams	30 Bacarri Rambo	
RCB	24 Stephon Gilmore	37 Nickell Robey	33 Ron Brooks

SPECIALISTS

K	2 Dan Carpenter	4 Jordan Gay	
KO	4 Jordan Gay	2 Dan Carpenter	
P	6 Colton Schmidt	4 Jordan Gay	
KOR	11 Marcus Thigpen	35 Bryce Brown	88 Marquise Goodwin
PR	11 Marcus Thigpen	22 Fred Jackson	10 Robert Woods
LS	65 Garrison Sanborn		
H	6 Colton Schmidt	4 Jordan Gay	

COACHING STAFF

Head Coach: Doug Marrone

Assistants: Greg Adkins (Tight Ends); Kurt Anderson (Offensive Quality Control); John Anselmo (Special Teams Assistant); Thad Bogardus (Defensive Quality Control); Samson Brown (Assistant Defensive Backs); Stephen Brown (Assistant to the Head Coach); Eric Ciano (Head Strength and Conditioning); Danny Crossman (Special Teams Coordinator); Todd Downing (Quarterbacks); Nathaniel Hackett (Offensive Coordinator); Donnie Henderson (Defensive Backs); Jim Hostler (Senior Offensive Assistant); Pepper Johnson (Defensive Line); Dan Liburd (Strength and Conditioning Assistant); Hal Luther (Assistant Strength and Conditioning); Rob Moore (Wide Receivers); Pat Morris (Offensive Line); Fred Pagac (Linebackers); Jim Schwartz (Defensive Coordinator); Jason Rebrovich (Assistant Defensive Line); Jason Vrable (Offensive Quality Control); Tyrone Wheatley (Running Backs)

2014 TRANSACTIONS

Dec. 30, 2013 Announced DB **Mario Butler**, OT **Edawn Coughman**, QB **Dennis Dixon**, DE **Ikponmwo Igbinosun**, OT **Jamaal Johnson-Webb**, WR **Brandt Kaufman** and LB **Jacques Smith** as Reserve/Future Signings

Jan. 10, 2014 Signed P **Brian Moorman** to a contract extension

Jan. 13 LB coach **Cuck Driesbach** relieved of his duties

Jan. 14 Announced DE **Kourtnei Brown**, RB **Anthony Allen** and OG **Randy Colling** as Reserve/Future Signings

Jan. 16 Named **Jeff Hafley** Defensive Assistant

Jan. 16 Announced WR **Ramses Barden**, FS **Jajuan Harley**, LB **Willie Jefferson**, WR **Chris Summers** and LB **Nathan Williams** as Reserve/Future Signings

Jan. 24 Named **Jim Schwartz** Defensive Coordinator and **Todd Downing** Quarterbacks coach

Jan. 29 Named **Jim Hostler** Senior Offensive Assistant

Jan. 31 Named **Pepper Johnson** Defensive Line coach and **Fred Pagac** Linebackers coach

Feb. 6 Named **Rob Moore** Wide Receivers coach

Feb. 7 Promoted **Jason Rebrovich** to Assistant Defensive Line coach

March 3 Released LB **Willie Jefferson**

March 5 Signed DB **Aaron Williams** to a contract extension

March 6 Exercised its exclusive rights by tendering offers to WR **Chris Hogan**, OL **Antoine McClain** and FB **Frank Summers** and re-signed DB **Brandon**

March 10 Named **Thad Bogardus** Defensive Quality Control coach

March 11 Re-signed K **Dan Carpenter** and TE **Mike Caussin** and released QB **Kevin Kolb**

March 12 Signed free agent OL **Chris Williams** and agreed to terms with DB **Corey Graham** and LB **Keith Rivers**

March 13 Agreed to terms to re-sign TE **Scott Chandler**

March 14 Agreed to terms with free agents RB **Anthony Dixon** and LB **Brandon Spikes**

April 3 **Mary Wilson** announced as controlling owner of the franchise

April 4 Acquired WR **Mike Williams** via trade with Tampa Bay for an undisclosed draft choice

April 8 Signed free agent DE **Jarius Wynn**

April 9 Signed free agent P **Jake Dombrowski**

April 10 Released DE **Kourtnei Brown**

May 9 Traded WR **Stevie Johnson** to the San Francisco 49ers for an undisclosed 2015 draft choice

May 10 Acquired RB **Bryce Brown** from the Philadelphia Eagles for a future undisclosed draft choice and swap of seventh round choices in 2014

May 12 Released RB **Anthony Allen**

May 13 Signed seven undrafted free agents: DB **Deon Broomfield**, LB **Jimmy Gaines**, DT **Damien Jacobs**, DE **Bryan Johnson**, LB **Darrin Kitchens**, DB **Kenny Ladler** and CB **Darius Robinson**

May 13 Agreed to terms with undrafted free agents DB **Derek Brim** and DT **Colby Way**

May 13 Released OL **Jamaal Johnson-Webb**

May 15 Signed three draft selections: fourth-round (109th overall) DB **Ross Cockrell** and seventh-round picks (221st overall) LB **Randell Johnson** and OL **Seantrel Henderson**

May 15 Signed free agent DB **Michael Carter**

May 16 Released WR **Brandon Kaufman**

May 17 Signed third-round (73rd overall) draft selection LB **Preston Brown**

May 20 Signed undrafted free agent WR **Caleb Holley**

May 23 Signed fifth-round (153rd overall) draft selection OL **Cyril Richardson**

May 28 Signed first-round (fourth overall) draft selection WR **Sammy Watkins**

May 29 Released OL **Randy Colling**

May 29 Signed second-round (44th overall) draft selection OL **Cyrus Kouandjio**

June 2 Signed undrafted free agent C **Macky MacPherson**

July 16 Signed free agent LB **Stevenson Sylvester**; Placed LB **Randell Johnson**, CB **Leodis McKelvin** on Active/Physically Unable to Perform List

Placed LB **Kiko Alonso** on the Active/Non-Football Injury List; Placed DT **Alan Branch**, T **Cordy Glenn** on Active/Non-Football Illness List

Released WR **Cordell Roberson**, CB **Darius Robinson**

July 18 Signed WR **Tori Gurley**, CB **Kamaal McIlwain**

July 19 Activated CB **Leodis McKelvin** to active roster; Placed DT **Marcell Dareus**, G J.J. 'Unga on Active/Non-Football Injury List

July 20 Activated G J.J. 'Unga to active roster

July 21 Released WR **Ramses Barden**, LB **Nathan Williams**; Signed WR **Naaman Roosevelt**, DT **Landon Cohen**

July 24 Claimed C **Jared Wheeler**; Waived-injured CB **Brandon Smith**; DT **Marcell Dareus**, DT **Alan Branch** passed physicals/activated to active roster

July 25 Signed CB **Bobby Felder**; Released DT **Colby Way**; LB **Randall Johnson** passed physical/activated to roster

July 26 Signed TE **Dominique Jones**; Released G **Mark Asper**

July 28 Waived LB **Darrin Kitchens** from injured reserve list, reached injury settlement

July 30 Signed RB **Fred Jackson** to contract extension

July 31 Waived CB **Brandon Smith** from injured reserve list, reached injury settlement

August 9 T **Cordy Glenn** passed physical, removed from non-football injury list

August 10 Signed CB **Sam Miller**; released CB **Michael Carter**

August 19 Waived T **Edawn Coughman**

August 20 Placed LB **Stevenson Sylvester** on injured reserve

August 24 Released DT **Alan Branch**

August 25 Released P **Jake Dombrowski**, K **Dustin Hopkins**, WR **Tori Gurley**, WR **Chris Summers**, RB **Ronnie Wingo**, QB **Dennis Dixon**, G JJ 'Unga, C **Macky MacPherson**, DT **Damien Jacobs**, S **Jajuan Harley**, S **Derek Brim**

August 26 Signed QB **Jordan Palmer**; released QB **Thad Lewis**; placed LB **Kiko Alonso** on reserve/non-football injury list

August 26 Claimed P/K **Jordan Gay**

August 29 Released LB **Xavius Boyd**, DT **Landon Cohen**, TE **Dominique Jones**, CB **Kamaal McIlwain**, CB **Sam Miller**, P **Brian Moorman**, QB **Jordan P**

August 30 Signed QB **Kyle Orton**, P **Colton Schmidt**

Released QB **Jeff Tuel**, WR **Caleb Holley**, G **Antoine McClain**, DE **Bryan Johnson**, DE **Ike Igbinosun**, LB **Jimmy Gaines**, S **Deon Broomfield**

Signed **Kenny Ladler**, WR **TJ Graham**, C/G **Doug Legursky**

August 31 Signed to practice squad QB **Jeff Tuel**, WR **Caleb Holley**, DE **Bryan Johnson**, DE **Ike Igbinosun**, LB **Jimmy Gaines**, S **Deon Broomfield**

Signed **Kenny Ladler**

September 1 Signed to practice squad FB **Lonnie Pryor**, G D.J. **Morrell**

September 2 Signed to practice squad TE D.J. **Tialavea**; released TE **Tony Moeaki** via injury settlement

September 8 Released DE **Jacques Smith**; activated LB **Nigel Bradham** from reserve/suspended list

September 16 Placed S **Jonathan Meeks** on reserve/injured list; Signed LB **Larry Dean**

September 30 Released TE D.J. **Tialavea**; signed TE **Jamie Childers**

October 3 Signed to practice squad WR **Naaman Roosevelt**; placed WR **Caleb Holley** on Practice squad/injured list

October 7 Signed to practice squad G **William Campbell** and DT **Jeremy Towns**; released from practice squad RB **Lonnie Pryor** and TE **Jamie Childers**

October 11 Placed G **Chris Williams** on reserve/injured list; signed S **Kenny Ladler** from practice squad

October 17 Added WR **Travis Harvey** to the practice squad

October 21 Placed RB **CJ Spiller** on Reserve/Injured, Designated to Return list; signed RB **Phillip Tanner** to 53-man roster

October 28 Placed S **Kenny Ladler** on reserve/injured list

November 3 Claimed S **Jerome Couplin** from waivers (Detroit Lions)

November 4 Signed CB **Rod Sweeting** to practice squad; Released WR **Naaman Roosevelt** from practice squad

November 11 Waived S **Jerome Couplin III**

November 12 Promoted DE **Bryan Johnson** to the 53-man roster from the practice squad

November 17 Signed CB **Brandon Smith** to the practice squad

November 17 Signed S **Bacarri Rambo** to the 53-man roster; placed CB **Leodis McKelvin** on reserve/injured list

November 20 Claimed TE **MarQueis Gray** and waived RB **Phillip Tanner**

November 26 Claimed WR **Marcus Thigpen** and waived DE **Bryan Johnson**

November 27 Signed DE **Bryan Johnson** to the practice squad; released CB **Brandon Smith**

December 2 Signed WR **Eric Thomas** to the practice squad; released WR **Travis Harvey**

December 8 Signed WR **Deonte Thompson** to the 53-man roster; waived/injured WR **Mike Williams**

December 9 Signed WR **Tobais Palmer** to the practice squad; released WR **Eric Thomas**

December 16 Released FB **Frank Summers**

December 19 Activated RB **CJ Spiller** on the 53-man roster

December 22 Waived WR **Mike Williams** from reserve/injured list

HOW THE BILLS WERE BUILT

YEAR	DRAFTEES	VETERAN FREE AGENTS	TRADES	FREE AGENTS
2006	Kyle Williams (5a)			Fred Jackson (UFA)
2008	Leodis McKelvin (1)			
2009	Eric Wood (1b)			Garrison Sanborn (UFA)
2010	CJ Spiller (1) Marcus Easley (4)	Scott Chandler (Dallas) Erik Pears (Oakland) Kraig Urbik (Pittsburgh)		
2011	Marcell Dareus (1) Aaron Williams (2) Da'Norris Searcy (4a) Chris Hairston (4b)	Lee Smith (New England)		
2012	Stephon Gilmore (1) Cordy Glenn (2) Nigel Bradham (4a) Ron Brooks (4b)	Corbin Bryant (Steelers) Chris Hogan (NY Giants) Mario Williams (Houston)		
2013	EJ Manuel (1) Robert Woods (2a) Marquise Goodwin (3) Duke Williams (4) Chris Gragg (7)	Dan Carpenter (Miami) Stefan Charles (Tennessee) Manny Lawson (Cincinnati) Ty Powell (Seattle)	Jerry Hughes (Indianapolis)	Nickell Robey (UFA)
2014	Sammy Watkins (1) Cyrus Kouandjio (2) Preston Brown (3) Ross Cockrell (4) Cyril Richardson (5) Randell Johnson (7) Seantrel Henderson (7)	Corey Graham (Baltimore) Keith Rivers (NY Giants) Boobie Dixon (San Francisco) Brandon Spikes (New England) Jarius Wynn (Dallas) Jordan Gay (claimed from Carolina) Kyle Orton (Dallas) Colton Schmidt (San Francisco) Larry Dean (Minnesota) Bacarri Rambo (Washington) MarQueis Gray (Minnesota) Marcus Thigpen (Tampa Bay) Deonte Thompson (Baltimore practice squad)	Bryce Brown (from Philadelphia)	

(ufa) indicates undrafted rookie free agent

(team) denotes team last played with

BY EXPERIENCE

10 YEARS (1)

Kyle Orton

9 YEARS (4)

Mario Williams
Kyle Williams
Erik Pears
Manny Lawson

8 YEARS (3)

Scott Chandler
Corey Graham
Fred Jackson

7 YEARS (1)

Dan Carpenter

6 YEARS (5)

Garrison Sanborn
Kraig Urbik
Eric Wood
Keith Rivers
Jarius Wynn

5 YEARS (4)

Jerry Hughes
Brandon Spikes
Boobie Dixon
CJ Spiller

4 YEARS (6)

Marcell Dareus
Da'Norris Searcy
Lee Smith
Aaron Williams
Marcus Easley
Larry Dean

3 YEARS (8)

Ron Brooks
Stephon Gilmore
Cordy Glenn
Chris Hairston
Bryce Brown
Nigel Bradham
Marcus Thigpen
Deonte Thompson

2 YEARS (12)

Corbin Bryant
Chris Hogan
Stefan Charles
Marquise Goodwin
Chris Gragg
EJ Manuel
Ty Powell
Nickell Robey
Duke Williams
Robert Woods
Bacarri Rambo
MarQueis Gray

1 YEAR (2)

Jordan Gay
Colton Schmidt

ROOKIE (7)

Preston Brown
Ross Cockrell
Seantrel Henderson
Randell Johnson
Cyrus Kounandjio
Cyril Richardson
Sammy Watkins



2014 BUFFALO BILLS ROSTER BY POSITION

HEAD COACH DOUG MARRONE



Offense: 25

Coordinator: Nathaniel Hackett

Quality Control Coaches: Kurt Anderson, Jason Vrable

QUARTERBACKS (2)

Coach: Todd Downing

No	Name	Pos	HT	WT	Exp	College
3	EJ Manuel	QB	6'4	237	2	Florida State
18	Kyle Orton	QB	6'4	228	10	Purdue

RUNNING BACKS (4)

Coach: Tyrone Wheatley

No	Name	Pos	HT	WT	Exp	College
22	Fred Jackson	RB	6'1	216	8	Coe College
26	Boobie Dixon	RB	6'1	233	5	Mississippi State
28	CJ Spiller	RB	5'11	200	5	Clemson
35	Bryce Brown	RB	6'0	220	3	Kansas State

WIDE RECEIVERS (7)

Coach: Rob Moore

No	Name	Pos	HT	WT	Exp	College
10	Robert Woods	WR	6'0	190	1	Southern California
11	Marcus Thigpen	WR	5'9	200	3	Indiana
14	Sammy Watkins	WR	6'1	211	R	Clemson
15	Chris Hogan	WR	6'1	220	2	Monmouth (N.J.)
80	Deonte Thompson	WR	6'0	203	3	Florida
81	Marcus Easley	WR	6'2	217	2	Connecticut
88	Marquise Goodwin	WR	5'9	179	R	Texas

TIGHT ENDS (4)

Coach: Greg Adkins

No	Name	Pos	HT	WT	Exp	College
48	MarQueis Gray	TE	6'4	242	2	Minnesota
84	Scott Chandler	TE	6'7	263	7	Iowa
85	Lee Smith	TE	6'6	265	3	Marshall
89	Chris Gragg	TE	6'3	244	R	Arkansas

OFFENSIVE LINE (8)

Coach: Pat Morris

No	Name	Pos	HT	WT	Exp	College
60	Kraig Urbik	G	6'5	324	6	Wisconsin
66	Seantrel Hendersor	T	6'7	331	R	Miami (FL)
68	Cyril Richardson	G	6'5	343	R	Baylor
70	Eric Wood	C	6'4	310	6	Louisville
71	Cyrus Kouandjio	T	6'7	332	R	Alabama
75	Chris Hairston	T	6'6	330	3	Clemson
77	Cordy Glenn	T	6'6	345	3	Georgia
79	Erik Pears	G	6'8	316	9	Colorado State

PRONUNCIATION GUIDE

PLAYERS

Charles, Stefan	STEH-fahn	Robey, Nickell	Nick-ELL
Dareus , Marcell	DAR-e-us (like 'je	Searcy , Da'Norris	SIR-cee
Gilmore, Stephon	steph-AHN	Urbik , Kraig	ER-bick
Henderson, Seantrel	SHAWN-trell	Wynn, Jarius	Jair-E-us
Kouandjio , Cyrus	KWAN-jo		
Pears , Erik	PEERS		
Richardson, Cyril	SEER-ull		

COACHES

Marrone , Doug	mah-ROWN
Hostler , Jim	HASS-ler
Pagac , Fred	PUG-itch

Defense: 24

Coordinator: Jim Schwartz

Quality Control Coach: Thad Bogardus

DEFENSIVE LINE (8)

Coach: Pepper Johnson

Coach: Jason Rebrovich

No	Name	Pos	HT	WT	Exp	College
55	Jerry Hughes	DE	6'2	254	5	Texas Christian
91	Manny Lawson	DE	6'5	240	9	North Carolina Stat
92	Jarius Wynn	DE	6'3	285	6	Georgia
94	Mario Williams	DE	6'6	292	9	North Carolina Stat
95	Kyle Williams	DT	6'1	303	9	LSU
96	Stefan Charles	DT	6'3	323	2	Regina
97	Corbin Bryant	DT	6'4	300	2	Northwestern
99	Marcell Dareus	DT	6'3	331	4	Alabama

LINEBACKERS (7)

Coaches: Fred Pagac

No	Name	Pos	HT	WT	Exp	College
51	Brandon Spikes	LB	6'2	255	5	Florida
52	Preston Brown	LB	6'1	251	R	Louisville
53	Nigel Bradham	LB	6'2	241	3	Florida State
54	Larry Dean	LB	6'0	227	4	Valdosta State
56	Keith Rivers	LB	6'2	235	6	USC
57	Ty Powell	LB	6'2	249	2	Harding
58	Randell Johnson	LB	6'4	245	R	Florida Atlantic

DEFENSIVE BACKS (9)

Coach: Donnie Henderson

Assistant: Samson Brown

No	Name	Pos	HT	WT	Exp	College
20	Corey Graham	CB	6'0	196	8	New Hampshire
23	Aaron Williams	S	6'0	199	4	Texas
24	Stephon Gilmore	CB	6'1	190	3	South Carolina
25	Da'Norris Searcy	S	5'11	207	4	North Carolina
27	Duke Williams	S	5'11	201	2	Nevada
29	Ross Cockrell	CB	6'0	190	R	Duke
30	Bacarri Rambo	S	6'0	211	2	Georgia
33	Ron Brooks	CB	5'10	190	3	LSU
37	Nickell Robey	CB	5'8	165	2	Southern California

SPECIAL TEAMS (4)

Coach: Danny Crossman

Assistant: John Anselmo

No	Name	Pos	HT	WT	Exp	College
2	Dan Carpenter	K	6'2	228	7	Montana
4	Jordan Gay	K	6'1	200	1	Centre College
6	Colton Schmidt	P	5'11	224	1	California-Davis
65	Garrison Sanborn	LS	6'1	240	6	Florida State



HERD OF STATS

REGULAR SEASON GAME #16

Buffalo Bills @ New England Patriots

Sunday, December 28th, 2014

2014 HERD OF STATS

Game-By-Game Starters
Offensive Highs & Lows
Defensive Highs & Lows
Bills Superlatives
Opponent Superlatives
Defensive Summaries
Defensive Statistics
Scoring Drives
Game-by-Game Team
Game-by-Game Rushing
Game-by-Game Passing
Game-by-Game Receiving
Game-by-Game Punting/Kicking
Game-by-Game Punt Returns
Game-by-Game Kickoff Returns
Game-by-Game Defensive Stats
Big Plays
Goal-to-Go
Inside the 20
The Last Time
Turnover Analysis
ETCs
Game Summaries
Player Participation
NFL Stats

2014 BUFFALO BILLS GAME-BY-GAME STARTERS

OFFENSE											
OPP	WR	LT	LG	C	RG	RT	TE	QB	RB	FB/TE/WR	WR
at CHI	Woods	Glenn	C. Williams	Wood	Pears	Henderson	Gragg	Manuel	Spiller	Summers	Watkins
vs MIA	Woods	Glenn	C. Williams	Wood	Pears	Henderson	Gragg	Manuel	Jackson	Summers	Watkins
vs SD	Woods	Glenn	C. Williams	Wood	Pears	Henderson	Chandler	Manuel	Spiller	Summers	Watkins
at HOU	Woods	Glenn	Richardson	Wood	Pears	Henderson	Smith	Manuel	Spiller	Summers	Watkins
at DET	Woods	Glenn	Richardson	Wood	Pears	Henderson	Smith	Orton	Jackson	Summers	Watkins
vs NE	Woods	Glenn	Richardson	Wood	Pears	Henderson	Gragg	Orton	Spiller	Chandler	Watkins
vs MIN	Woods	Glenn	Richardson	Wood	Pears	Henderson	Smith	Orton	Spiller	Summers	Watkins
at NYJ	Woods	Glenn	Urbik	Wood	Pears	Henderson	Smith	Orton	Brown	Gragg	Watkins
vs KC	Woods	Glenn	Urbik	Wood	Pears	Henderson	Smith	Orton	Jackson	Chandler	Watkins
vs MIA	Woods	Glenn	Urbik	Wood	Pears	Henderson	Chandler	Orton	Brown	Hogan	Watkins
vs NYJ	Woods	Glenn	Urbik	Wood	Pears	Henderson	Gragg	Orton	Jackson	Smith	Watkins
vs CLE	Woods	Glenn	Urbik	Wood	Pears	Henderson	Gray	Orton	Jackson	Smith	Watkins
at DEN	Woods	Glenn	Urbik	Wood	Pears	Henderson	Gray	Orton	Jackson	Smith	Watkins
vs GB	Woods	Glenn	Urbik	Wood	Pears	Henderson	Gray	Orton	Jackson	Smith	Watkins
at OAK	Woods	Glenn	Urbik	Wood	Pears	Henderson	Gray	Orton	Jackson	Smith	Watkins

DEFENSE											
OPP	LDE	DT	DT	RDE	WLB/MLB	SLB	LCB	RCB	SS	FS	NB/MLB
at CHI	Ma. Williams	K. Williams	Dareus	Hughes	Rivers	Brown	McKelvin	Graham	A. Williams	Searcy	Robey
vs MIA	Ma. Williams	K. Williams	Dareus	Hughes	Brown	Bradham	Graham	Gilmore	A. Williams	Searcy	Robey
vs SD	Ma. Williams	K. Williams	Dareus	Hughes	Brown	Bradham	McKelvin	Gilmore	A. Williams	Searcy	Robey
at HOU	Ma. Williams	K. Williams	Dareus	Hughes	Rivers	Bradham	McKelvin	Gilmore	A. Williams	D. Williams	Spikes
at DET	Ma. Williams	Charles	Dareus	Hughes	Spikes	Brown	McKelvin	Gilmore	A. Williams	Searcy	Robey
vs NE	Ma. Williams	K. Williams	Dareus	Hughes	Rivers	Bradham	McKelvin	Gilmore	Graham	D. Williams	Spikes
vs MIN	Ma. Williams	K. Williams	Dareus	Hughes	Brown	Bradham	McKelvin	Gilmore	A. Williams	Searcy	Spikes
at NYJ	Ma. Williams	K. Williams	Dareus	Hughes	Brown	Bradham	McKelvin	Gilmore	D. Williams	Searcy	Spikes
vs KC	Ma. Williams	K. Williams	Dareus	Hughes	Brown	Bradham	McKelvin	Gilmore	A. Williams	Searcy	Spikes
vs MIA	Ma. Williams	K. Williams	Dareus	Hughes	Brown	Bradham	McKelvin	Gilmore	A. Williams	Searcy	Robey
vs NYJ	Ma. Williams	K. Williams	Dareus	Hughes	Brown	Bradham	Graham	Gilmore	A. Williams	Searcy	Spikes
vs CLE	Ma. Williams	K. Williams	Dareus	Hughes	Brown	Bradham	Graham	Gilmore	A. Williams	Searcy	Spikes
at DEN	Ma. Williams	K. Williams	Dareus	Hughes	Brown	Bradham	Graham	Gilmore	A. Williams	Searcy	Spikes
vs GB	Ma. Williams	K. Williams	Dareus	Hughes	Brown	Bradham	Graham	Gilmore	A. Williams	D. Williams	Robey
at OAK	Ma. Williams	K. Williams	Dareus	Hughes	Brown	Bradham	Graham	Gilmore	A. Williams	Searcy	Spikes

2014 OFFENSIVE HIGHS & LOWS

BEST		WORST
43 at NYJ 10/26	POINTS	9 at MIA 11/13
24 at DEN 12/7	FIRST DOWNS	12 at NYJ 10/26
7 at CHI 9/7, vs. GB 12/14	RUSHING FIRST DOWNS	1 at OAK 12/21
18 at DEN 12/7	PASSING FIRST DOWNS	6 vs. GB 12/14
56% at DEN 12/7	THIRD DOWN EFFICIENCY	13% vs. CLE 11/30
415 at DEN 12/7	TOTAL NET YARDS	237 at MIA 11/13
6.4 at CHI 9/7	AVERAGE PER PLAY	4.0 at MIA 11/13, vs. GB 12/14
193 at CHI 9/7	NET YARDS RUSHING	13 at OAK 12/21
341 at DEN 12/7	NET YARDS PASSING	140 vs. GB 12/14
0 vs MIA 9/14	QB SACKS	6 vs. MIN 10/19
355 at DEN 12/7	GROSS YARDS PASSING	158 vs. GB 12/14
57 at DEN 12/7	PASS ATTEMPTS	17 at NYJ 10/26
38 at DEN 12/7	PASS COMPLETIONS	10 at NYJ 10/26
0 (Six Times) Last Time vs. NYJ 11/24	INTERCEPTED	2 (Four Times) Last Time at OAK 12/21
10.1 at NYJ 10/26	YARDS PER PASS	4.5 at MIA 11/13
47.0 vs. KC 11/9	PUNTING AVERAGE	33.5 vs MIA 9/14
6 vs. KC 11/9	PUNT RETURNS	0 at DEN 12/7
75 vs. GB 12/14	PUNT RETURN YARDS	0 vs. SD 9/21, at DEN 12/7
4 vs. KC 11/9	KICKOFF RETURNS	0 at DET 10/5, vs. CLE 11/30
136 vs MIA 9/14	KICKOFF RETURN YARDS	0 at DET 10/5, vs. CLE 11/30
5 at NYJ 10/26	TOUCHDOWNS	0 at MIA 11/13
2 vs. NYJ 11/24	RUSHING TOUCHDOWNS	0 (Ten Times) Last Time at OAK 12/21
4 at NYJ 10/26	PASSING TOUCHDOWNS	0 at MIA 11/13, vs. GB 12/14
33:29 at DEN 12/7	TIME OF POSSESSION	26:13 at OAK 12/21

2014 DEFENSIVE HIGHS & LOWS

BEST		WORST
3 vs. NYJ 11/24	POINTS	37 vs. NE 10/12
11 vs. NYJ 11/24	FIRST DOWNS	29 at CHI 9/7
2 at HOU 9/28	RUSHING FIRST DOWNS	11 at NYJ 10/26
3 at DEN 12/7	PASSING FIRST DOWNS	19 at CHI 9/7
9% at DET 10/5	THIRD DOWN EFFICIENCY	47% vs. NE 10/12, at NYJ 10/26
218 vs. NYJ 11/24	TOTAL NET YARDS	427 at CHI 9/7
3.8 vs. NYJ 11/24	AVERAGE PER PLAY	6.2 at CHI 9/7, at DEN 12/7
37 at HOU 9/28	NET YARDS RUSHING	175 at NYJ 10/26
118 vs. MIN 10/19	NET YARDS PASSING	346 vs. NE 10/12
7 vs. NYJ 11/24	QB SACKS	0 at DEN 12/7
157 vs. MIN 10/19	GROSS YARDS PASSING	361 vs. NE 10/12
20 at DEN 12/7	PASS ATTEMPTS	49 at CHI 9/7, vs MIA 9/14
14 at DEN 12/7	PASS COMPLETIONS	34 at CHI 9/7
4 at NYJ 10/26	INTERCEPTED	0 (Five Times) Last Time at OAK 12/21
2.9 at NYJ 10/26	YARDS PER PASS	9.7 vs. SD 9/21
33.2 vs. MIA 9/14	PUNTING AVERAGE	49.7 at DEN 12/7
1 at CHI 9/7, at DEN 12/7	PUNT RETURNS	5 at HOU 9/28
-1 at CHI 9/7	PUNT RETURN YARDS	42 vs. NYJ 11/24
0 vs. SD 9/21, at DET 10/5	KICKOFF RETURNS	6 at NYJ 10/26, vs. NYJ 11/24
0 vs. SD 9/21, at DET 10/5	KICKOFF RETURN YARDS	144 at NYJ 10/26
0 vs. NYJ 11/24	TOUCHDOWNS	4 vs. NE 10/12
0 (Nine Times) Last Time at OAK 12/21	RUSHING TOUCHDOWNS	3 at NYJ 10/26, at DEN 12/7
0 (Six Times) Last Time vs. GB 12/14	PASSING TOUCHDOWNS	4 vs. NE 10/12
26:31 at DEN 12/7	TIME OF POSSESSION	34:42 at CHI 9/7

2014 BILLS SUPERLATIVES

RUSHING

Yards	71	F. Jackson vs. GB 12/14
Average (min. 10 carries)	5.4	B. Dixon vs. NYJ 11/24
Long	53	C. Spiller vs. MIN 10/19
Touchdowns	1	(Five Times) Last Time: K. Orton at DEN 12/7

PASSING

Attempts	57	K. Orton at DEN 12/7
Completions	38	K. Orton at DEN 12/7
Percentage (min. 20 attempts)	75.0%	K. Orton vs. NYJ 11/24
Yards	355	K. Orton at DEN 12/7
Long	84	K. Orton at NYJ 10/26
Touchdowns	4	K. Orton at NYJ 10/26

RECEIVING

Receptions	10	F. Jackson at DEN 12/7
Yards	157	S. Watkins at NYJ 10/26
Average (min. 3 rec.)	52.3	S. Watkins at NYJ 10/26
Long	84	S. Watkins at NYJ 10/26
Touchdowns	2	S. Watkins vs. MIN 10/19

SPECIAL TEAMS

Punts	9	C. Schmidt at HOU 9/28
In 20	4	C. Schmidt (Three Times) Last Time vs. KC 11/9
Longest Punt	67	C. Schmidt at OAK 12/21
Punt Return Attempts	6	L. McKelvin vs. KC 11/9
Punt Return Yards	75	M. Thigpen vs. GB 12/14
Punt Return Average (min. 3 ret.)	14.0	L. McKelvin at NYJ 10/26
Long Punt Return	75T	M. Thigpen vs. GB 12/14
Kickoff Return Attempts	4	C. Spiller vs. KC 11/9
Kickoff Return Yards	122	C. Spiller at MIA 9/14
Kickoff Return Average (min 3. Ret.)	27.3	C. Spiller at HOU 9/28
Long Kickoff Return	102	C. Spiller vs. MIA 9/14
PATs Made	5	D. Carpenter vs. NYJ 11/24
PATs Attempted	5	D. Carpenter vs. NYJ 11/24
Field Goals Made	5	D. Carpenter vs. MIA 9/14
Field Goals Attempted	6	D. Carpenter vs. MIA 9/14
Longest Field Goal	58	D. Carpenter at DET 10/5

DEFENSE

Most Total Tackles	14.0	A. Williams vs. SD 9/21
Most Solo Tackles	13.0	L. McKelvin at CHI 9/7
Most Sacks	3.5	Ma. Williams at MIA 11/13
Most Interceptions	2	(Three Times) Last Time: B. Rambo vs. GB 12/14

2014 OPPONENT SUPERLATIVES

RUSHING

Yards	103	J. McKinnon vs. MIN 10/19
Average (min. 10 carries)	6.5	J. Charles vs. KC 11/9, vs. GB 12/14
Long	39	J. Charles vs. KC 11/9
Touchdowns	3	C. Anderson at DEN 12/7

PASSING

Attempts	49	J. Cutler at CHI 9/7, R. Tannehill vs. MIA 9/14
Completions	34	J. Cutler at CHI 9/7
Percentage (min. 20 attempts)	76%	R. Tannehill at MIA 11/13
Yards	361	T. Brady vs. NE 10/12
Long	56	T. Brady vs. NE 10/12
Touchdowns	4	T. Brady vs. NE 10/12

RECEIVING

Receptions	9	J. Edelman vs. NE 10/12
Yards	134	G. Tate at DET 10/5
Average (min. 3 rec.)	24.3	B. LaFell vs. NE 10/12, A. Holmes at OAK 12/21
Long	56	B. LaFell vs. NE 10/12
Touchdowns	2	B. LaFell vs. NE 10/12

SPECIAL TEAMS

Punts	8	D. Colquitt vs. KC 11/9
In 20	4	S. Martin at DET 10/5, R. Quigley vs. NYJ 11/24
Longest Punt	72	M. Scifres vs. SD 9/21
Punt Return Attempts	3	(Five Times) Last Time J. Kerley vs. NYJ 11/24
Punt Return Yards	48	J. Ross at DET 10/5
Punt Return Average (min. 3 ret.)	14.0	J. Kerley vs. NYJ 11/24
Long Punt Return	28	J. Ross at DET 10/5
Kickoff Return Attempts	6	P. Harvin at NYJ 10/26
Kickoff Return Yards	144	P. Harvin at NYJ 10/26
Kickoff Return Average (min 3. Ret.)	24.0	P. Harvin at NYJ 10/26
Long Kickoff Return	41	D. Manning at HOU 9/28
PATs Made	4	S. Gostkowski vs. NE 10/12
PATs Attempted	4	S. Gostkowski vs. NE 10/12
Field Goals Made	4	S. Janikowski at OAK 12/21
Field Goals Attempted	5	S. Janikowski at OAK 12/21
Longest Field Goal	55	(Three Times) Last Time N. Folk at NYJ 10/26

DEFENSE

Most Total Tackles	15	C. Greenway vs. MIN 10/19
Most Solo Tackles	12	D. Levy at DET 10/5
Most Sacks	3.0	E. Griffen vs. MIN 10/19
Most Interceptions	1	(Eleven Times) Last Time B. Ross at OAK 12/21

2014 DEFENSIVE SUMMARIES

September 7, 2014
Bills at Chicago Bears
Score: W, 23-20

Top Tacklers	Sacks	INTs	Forced Fumbles	Recovered Fumbles	Touchdowns
L. McKelvin (13)	B. Spikes (1.0)	C. Graham (1)	L. McKelvin (1)	P. Brown (1)	
P. Brown (7)	M. Williams (1.0)	K. Williams (1)			
B. Spikes (6)					
M. Dareus (4)					
K. Rivers (4)					
D. Searcy (4)					
M. Dareus (4)					
Du. Williams (4)					

September 14, 2014
Bills vs. Miami Dolphins
Score: W, 29-10

Top Tacklers	Sacks	INTs	Forced Fumbles	Recovered Fumbles	Touchdowns
P. Brown (13)	S. Charles (1.0)	L. McKelvin (1)			
C. Graham (10)	J. Hughes (1.0)				
A. Williams (7)	K. Williams (1.0)				
N. Bradham (7)	Ma. Williams (1.0)				
J. Hughes (5)					
N. Robey (5)					
D. Searcy (5)					
Du. Williams (4)					
K. Williams (4)					

September 21, 2014
Bills vs. San Diego Chargers
Score: L, 10-22

Top Tacklers	Sacks	INTs	Forced Fumbles	Recovered Fumbles	Touchdowns
A. Williams (14)	M. Lawson (1.0)				
N. Bradham (13)					
P. Brown (11)					
S. Gilmore (6)					
M. Dareus (5)					
C. Graham (5)					
Ma. Williams (5)					
L. McKelvin (4)					
D. Williams (4)					
K. Williams (4)					

September 28, 2014
Bills at Houston Texans
Score: L, 17-23

Top Tacklers	Sacks	INTs	Forced Fumbles	Recovered Fumbles	Touchdowns
P. Brown (9)	N. Bradham (1.0)	L. McKelvin (1)	B. Spikes (1)	D. Searcy (1)	
K. Rivers (6)	M. Dareus (1.0)	N. Bradham (1)			
M. Dareus (4)					
D. Williams (4)					

October 5, 2014
Bills at Detroit Lions
Score: W, 17-14

Top Tacklers	Sacks	INTs	Forced Fumbles	Recovered Fumbles	Touchdowns
B. Spikes (6)	M. Dareus (3.0)	S. Gilmore (1)	M. Dareus (1)	N. Robey (1)	
M. Dareus (5)	J. Hughes (2.0)		J. Hughes (1)		
J. Hughes (5)	Ma. Williams (1.0)				
L. McKelvin (5)					
N. Robey (5)					
S. Gilmore (4)					
A. Williams (4)					

October 12, 2014
Bills vs. New England Patriots
Score: L, 22-37

Top Tacklers	Sacks	INTs	Forced Fumbles	Recovered Fumbles	Touchdowns
N. Bradham (11)	J. Hughes (1.0)				
B. Spikes (8)	Ma. Williams (1.0)				
J. Hughes (7)					
C. Graham (7)					
D. Williams (6)					
K. Rivers (5)					
Ma. Williams (4)					
L. McKelvin (4)					

October 19, 2014
Bills vs. Minnesota Vikings
Score: W, 17-16

Top Tacklers	Sacks	INTs	Forced Fumbles	Recovered Fumbles	Touchdowns
N. Bradham (7)	M. Dareus (2.0)	L. McKelvin (2)			
D. Searcy (6)	J. Hughes (1.5)				
P. Brown (5)	Ma. Williams (1.0)				
C. Graham (5)	D. Searcy (0.5)				
J. Hughes (5)					
D. Williams (5)					
K. Williams (5)					
M. Dareus (4)					
S. Gilmore (4)					
L. McKelvin (4)					

October 26, 2014
Bills at New York Jets
Score: W, 43-23

Top Tacklers	Sacks	INTs	Forced Fumbles	Recovered Fumbles	Touchdowns
N. Bradham (11)	K. Williams (1.5)	P. Brown (1)	N. Bradham (1)	S. Charles (1)	
P. Brown (9)	C. Bryant (1.0)	S. Gilmore (1)	C. Bryant (1)	D. Williams (1)	
N. Robey (7)	J. Wynn (1.0)	D. Searcy (1)	Ma. Williams (1)		
S. Gilmore (5)	Ma. Williams (0.5)	A. Williams (1)			
C. Graham (5)					
M. Lawson (4)					
L. McKelvin (4)					
C. Bryant (4)					

November 9, 2014
Bills vs. Kansas City Chiefs
Score: L, 13-17

Top Tacklers	Sacks	INTs	Forced Fumbles	Recovered Fumbles	Touchdowns
P. Brown (8)	M. Dareus (3.0)		N. Bradham (1)	J. Wynn (1)	
N. Bradham (7)	J. Hughes (2.0)		S. Gilmore (1)		
M. Dareus (7)	Ma. Williams(1.0)				
L. McKelvin (6)					
K. Williams (5)					
J. Hughes (4)					

November 13, 2014
Bills at Miami Dolphins
Score: L, 9-22

Top Tacklers	Sacks	INTs	Forced Fumbles	Recovered Fumbles	Touchdowns
C. Graham (7)	Ma. Williams (3.5)		J. Hughes (1)	D, Williams (1)	
P. Brown (5)	S. Charles (1.0)				
D. Searcy (5)	C. Bryant (0.5)				
K. Williams (5)					
Ma. Williams (5)					

November 24, 2014
Bills vs. New York Jets
Score: W, 38-3

Top Tacklers	Sacks	INTs	Forced Fumbles	Recovered Fumbles	Touchdowns
N. Bradham (8)	J. Hughes (2.0)	D. Williams (1)			
J. Hughes (5)	Ma. Williams (2.0)				
P. Brown (5)	T. Powell (1.0)				
	N. Robey (1.0)				
	K. Williams (1.0)				

November 30, 2014
Bills vs. Cleveland Browns
Score: W, 26-10

Top Tacklers	Sacks	INTs	Forced Fumbles	Recovered Fumbles	Touchdowns
N. Bradham (12)	N. Bradham (1.0)	D. Searcy (2)	J. Hughes (1)	J. Hughes (1)	
P. Brown (11)	K. Williams (1.0)				
A. Williams (9)					
C. Graham (7)					
S. Gilmore (5)					
B. Spikes (5)					

December 7, 2014
Bills at Denver Broncos
Score: L, 17-24

Top Tacklers	Sacks	INTs	Forced Fumbles	Recovered Fumbles	Touchdowns
N. Bradham (6)		S. Gilmore (1)	D. Williams (1)	C. Graham (1)	
P. Brown (6)		C. Graham (1)			
C. Graham (5)					

December 14, 2014
Bills vs. Green Bay Packers
Score: W, 21-13

Top Tacklers	Sacks	INTs	Forced Fumbles	Recovered Fumbles	Touchdowns
A. Williams (9)	Ma. Williams (1.0)	B. Rambo (2)			
N. Bradham (8)					
C. Graham (8)					
P. Brown (6)					
D. Williams (6)					

December 21, 2014
Bills at Oakland Raiders
Score: L, 24-26

Top Tacklers	Sacks	INTs	Forced Fumbles	Recovered Fumbles	Touchdowns
D. Searcy (11)	K. Williams (0.5)				
R. Brooks (7)	M. Williams (0.5)				
B. Spikes (6)					
A. Williams (6)					
S. Charles (4)					
C. Graham (4)					
K. Williams (4)					
M. Williams (4)					

Buffalo Bills 2014 Defensive and Special Teams Statistics (Per Gamebook Stats)

DEFENSIVE TACKLES				
PLAYER	Solo	Assist	TFL	TOTAL
P. Brown	61	42	5	103
N. Bradham	61	36	6	97
A. Williams	49	23	2	72
C. Graham	57	14	0	71
B. Spikes	32	22	5	54
D. Searcy	36	16	1	52
J. Hughes	35	16	12	51
M. Dareus	35	13	12	48
L. McKelvin	45	3	0	48
S. Gilmore	39	8	3	47
D. Williams	34	13	1	47
Ma. Williams	36	6	18	42
K. Williams	29	12	8	41
N. Robey	32	8	3	40
S. Charles	11	10	3	21
K. Rivers	11	5	1	16
M. Lawson	13	2	4	15
R. Brooks	13	1	1	14
J. Wynn	8	6	1	14
C. Bryant	7	6	1	13
T. Powell	3	4	1	7
B. Rambo	1	1	0	2
R. Cockrell	1	0	0	1
L. Dean	1	0	0	1
Team	1	0	0	1
TOTAL	651	267	88	918

SAFETY

Team Safety	1
TOTAL	1

INTERCEPTIONS

L. McKelvin	4
S. Gilmore	3
D. Searcy	3
C. Graham	2
B. Rambo	2
N. Bradham	1
P. Brown	1
A. Williams	1
D. Williams	1
K. Williams	1
TOTAL	19

DEFENSIVE FUMBLE RECOVERIES

D. Williams	2
P. Brown	1
S. Charles	1
C. Graham	1
J. Hughes	1
N. Robey	1
D. Searcy	1
J. Wynn	1
TOTAL	9

DEFENSIVE FORCED FUMBLES

J. Hughes	3
N. Bradham	2
C. Bryant	1
M. Dareus	1
S. Gilmore	1
L. McKelvin	1
B. Spikes	1
D. Williams	1

SPECIAL TEAMS TACKLES			
PLAYER	Solo	Assist	TOTAL
M. Easley	9	2	11
R. Brooks	9	1	10
L. Dean	7	2	9
D. Searcy	4	2	6
C. Graham	4	1	5
T. Powell	5	0	5
Du. Williams	5	0	5
N. Bradham	2	2	4
B. Dixon	1	3	4
K. Ladler	3	1	4
M. Lawson	2	1	3
N. Robey	2	1	3
R. Woods	2	1	3
J. Gay	1	1	2
G. Sanborn	0	2	2
C. Schmidt	2	0	2
P. Brown	1	0	1
C. Hogan	0	1	1
R. Johnson	1	0	1
M. Lawson	0	1	1
TOTAL	60	22	82

PASSES DEFENSED

C. Graham	15
N. Robey	10
L. McKelvin	6
D. Searcy	6
N. Bradham	6
S. Gilmore	5
A. Williams	4
B. Spikes	3
Du. Williams	3
K. Williams	3
P. Brown	2
M. Dareus	2
M. Lawson	2
B. Rambo	2
Ma. Williams	2
R. Brooks	1
C. Bryant	1
T. Powell	1
J. Wynn	1
TOTAL	75

QUARTERBACK SACKS

Ma. Williams	13.5
M. Dareus	10.0
J. Hughes	9.5
K. Williams	5.5
N. Bradham	2.5
S. Charles	2.0
C. Bryant	1.5
M. Lawson	1.0
T. Powell	1.0
N. Robey	1.0
B. Spikes	1.0
J. Wynn	1.0
D. Searcy	0.5
TOTAL	50.0

DEFENSIVE TOUCHDOWNS

J. Hughes	1
TOTAL	1

Ma. Williams
TOTAL

1
12

2014 SCORING DRIVES

9/7 at Chicago Bears

Drive	Time/Quarter	Result
9-71, 4:43	6:52/1	E. Manuel 2 yd. run (D. Carpenter kick)
6-14, 3:23	8:07/2	D. Carpenter 50 yd. Field Goal
1-7, 0:06	5:30/2	C. Spiller 7 yd. pass from E. Manuel (D. Carpenter kick)
8-37, 3:50	4:02/4	D. Carpenter 33 yd. Field Goal
7-69, 3:34	3:34/5	D. Carpenter 27 yd. Field Goal

9/14 vs. Miami Dolphins

Drive	Time/Quarter	Result
10-49, 4:46	4:47/1	D. Carpenter 27 yd. Field Goal
6-22, 1:50	0:22/1	D. Carpenter 27 yd. Field Goal
6-40, 2:15	10:22/2	D. Carpenter 31 yd. Field Goal
0-0, 0:12	9:23/3	C. Spiller 102 yd. kickoff return (D. Carpenter kick)
6-77, 3:02	0:13/3	S. Watkins 12 yd. pass from E. Manuel (D. Carpenter kick)
8-34, 4:14	10:32/4	D. Carpenter 32 yd. Field Goal
4-7, 1:38	1:54/4	D. Carpenter 38 yd. Field Goal

9/21 vs. San Diego Chargers

Drive	Time/Quarter	Result
8-65, 2:458	2:56/2	D. Carpenter 45 yd. Field Goal
11-67, 6:15	1:16/3	F. Jackson 11 yd. pass from E. Manuel (D. Carpenter kick)

9/28 at Houston Texans

Drive	Time/Quarter	Result
13-67, 6:13	11:37/2	D. Carpenter 31 yd. Field Goal
8-49, 3:56	5:54/2	S. Watkins 5 yd. pass from E. Manuel (D. Carpenter kick)
1-80, 0:13	9:08/4	Mi. Williams 80 yd. pass from E. Manuel (D. Carpenter kick)

10/5 at Detroit Lions

Drive	Time/Quarter	Result
6-24, 3:38	6:43/2	D. Carpenter 45 yd. Field Goal
9-56, 3:42	1:23/3	D. Carpenter 25 yd. Field Goal
9-74, 3:56	9:23/4	C. Gragg 2 yd. pass from K. Orton (F. Jackson run)
3-20, 0:17	0:04/4	D. Carpenter 58 yd. Field Goal

10/12 vs. New England Patriots

Drive	Time/Quarter	Result
10-67, 4:51	3:52/2	R. Woods 7 yd. pass from K. Orton (D. Carpenter kick)
13-80, 6:57	5:33/3	F. Jackson 1 yd. run (D. Carpenter kick)
8-80, 2:44	5:58/4	C. Hogan 8 yd. pass from K. Orton (K. Orton-R. Woods pass)

10/19 vs. Minnesota Vikings

Drive	Time/Quarter	Result
1-26, 0:05	9:23/2	S. Watkins 26 yd. pass from K. Orton (D. Carpenter kick)
6-66, 2:16	4:01/2	D. Carpenter 31 yd. Field Goal
15-80, 3:06	0:01/4	S. Watkins 2 yd. pass from K. Orton (D. Carpenter kick)

10/26 at New York Jets

Drive	Time/Quarter	Result
7-64, 3:45	9:37/1	R. Woods 22 yd. pass from K. Orton (D. Carpenter kick)
1-1, 0:04	4:36/1	L. Smith 1 yd. pass from K. Orton (D. Carpenter kick)
5-92, 2:32	11:50/2	F. Summers 2 yd. run (D. Carpenter kick)
4-(-4), 1:18	6:16/2	D. Carpenter 53 yd. Field Goal
4-9, 1:39	8:31/3	D. Carpenter 36 yd. Field Goal
4-(-1), 1:22	1:11/3	D. Carpenter 29 yd. Field Goal
3-14, 1:05	14:11/4	S. Chandler 12 yd. pass from K. Orton (D. Carpenter kick)
4-71, 2:21	9:46/4	S. Watkins 61 yd. pass from K. Orton (kick failed, hit left upright)

11/9 vs. Kansas City Chiefs

Drive	Time/Quarter	Result
7-51, 3:00	9:51/1	C. Hogan 25 yd. pass from K. Orton (D. Carpenter kick)
9-23, 3:57	7:09/2	D. Carpenter 26 yd. Field Goal
11-73, 5:02	3:06/3	D. Carpenter 21 yd. Field Goal

11/13 at Miami Dolphins

Drive	Time/Quarter	Result
14-67, 6:27	0:13/1	D. Carpenter 33 yd. Field Goal
17-85, 9:24	3:26/2	D. Carpenter 21 yd. Field Goal
8-49, 3:27	6:26/3	D. Carpenter 46 yd. Field Goal

11/24 vs. New York Jets

Drive	Time/Quarter	Result
9-44, 5:17	8:04/1	R. Woods 7 yd. pass from K. Orton (D. Carpenter kick)
13-90, 5:04	0:43/2	S. Chandler 19 yd. pass from K. Orton (D. Carpenter kick)
11-45, 5:15	9:45/3	D. Carpenter 53 yd. Field Goal
	7:57/3	M. Lawson blocked punt recovery in end zone (D. Carpenter)
2-16, 0:49	5:03/3	F. Jackson 5 yd. run (D. Carpenter kick)
7-91, 4:12	5:53/4	B. Dixon 30 yd. run (D. Carpenter kick)

11/30 vs. Cleveland Browns

Drive	Time/Quarter	Result
8-84, 4:09	8:04/3	C. Hogan 3 yd. pass from K. Orton (D. Carpenter kick)
--, --	7:54/3	J. Hughes 18 yd. fumble return (D. Carpenter kick)
6-17, 3:01	13:41/4	D. Carpenter 49 yd. Field Goal
4-5, 0:58	12:01/4	D. Carpenter 34 yd. Field Goal
10-64, 5:15	3:32/4	D. Carpenter 34 yd. Field Goal
4-6, 2:16	0:27/4	D. Carpenter 35 yd. Field Goal

12/7 at Denver Broncos

Drive	Time/Quarter	Result
12-55, 5:52	11:51/2	D. Carpenter 53 yd. Field Goal
13-80, 5:21	10:46/4	C. Hogan 14 yd. pass from K. Orton (D. Carpenter kick)
17-90, 3:25	0:55/4	K. Orton 1 yd. run (D. Carpenter kick)

12/14 vs. Green Bay Packers

Drive	Time/Quarter	Result
--, --	2:09/1	M. Thigpen 75 yd. punt return
10-71, 6:10	8:04/2	D. Carpenter 27 yd. Field Goal
11-40, 5:39	9:21/3	D. Carpenter 51 yd. Field Goal
8-61, 3:18	4:18/3	D. Carpenter 35 yd. Field Goal
5-22, 1:40	9:23/4	D. Carpenter 48 yd. Field Goal
--, --	1:51/4	A. Rodgers fumbles in end zone. Play blown dead after E. Lacy recovery

12/21 at Oakland Raiders

Drive	Time/Quarter	Result
7-60, 4:29	9:45/1	S. Watkins 42 yd. pass from K. Orton (D. Carpenter kick)
8-41, 1:11	00:00/2	D. Carpenter 54 yd. Field Goal
7-83, 2:42	14:54/4	S. Chandler 29 yd. pass from K. Orton (D. Carpenter kick)
4-62, 0:46	1:09/4	R. Woods 30 yd. pass from K. Orton (D. Carpenter kick)

2014 GAME-BY-GAME TEAM OFFENSE

		1ST DOWNS				3rd DOWNS			TOTAL OFFENSE			RUSHING			PASSING								----TDs----				PAT			PAT			PAT			PUNTING								
Date	Game	TOT	R	P	Pn	Att	Cnv	PCT	Yds	Ply	Avg	Yds	Ply	Avg	Net	Sk	Lst	Grs	Att	Com	In	PTS	R	P	S/D	KICK	RUSH	PASS	FG	Saf	No	Yds	Avg											
S 7	@ CHI	15	7	8	0	12	4	33.3%	360	56	6.4	193	33	5.8	167	1	-	6	173	22	16	1	23	1	1	0	2	-	2	0	-	0	0	-	0	3	-	3	0					
S 14	v MIA	13	3	10	0	15	5	33.3%	315	59	5.3	113	33	3.4	202	0	-	0	202	26	16	0	29	0	1	1	2	-	2	0	-	0	0	-	0	5	-	6	0					
S 21	v SD	18	6	9	3	14	6	42.9%	292	65	4.5	87	22	4.0	205	3	-	33	238	40	23	0	10	0	1	0	1	-	1	0	-	0	0	-	0	1	-	1	0					
S 28	@ HOU	17	3	12	2	16	5	31.3%	316	69	4.6	96	23	4.2	220	2	-	5	225	44	21	2	17	0	2	0	2	-	2	0	-	0	0	-	0	1	-	1	0					
O 5	@ DET	19	2	15	2	16	5	31.3%	343	67	5.1	49	22	2.2	294	2	-	14	308	43	30	1	17	0	1	0	0	-	0	1	-	1	0	-	0	3	-	4	0					
O 12	v NE	19	3	15	1	15	8	53.3%	336	66	5.1	68	23	3.0	268	5	-	31	299	38	24	1	22	1	2	0	2	-	2	0	-	0	1	-	1	0	-	0	0					
O 19	v MIN	22	3	17	2	12	4	33.3%	373	68	5.5	118	19	6.2	255	6	-	28	283	43	31	1	17	0	2	0	2	-	2	0	-	0	0	-	0	1	-	1	0					
O 26	@ NYJ	12	2	7	3	12	3	25.0%	280	53	5.3	67	32	2.1	213	4	-	25	238	17	10	0	43	1	4	0	4	-	5	0	-	0	0	-	0	3	-	3	0					
N 9	v KC	21	6	15	0	16	7	43.8%	364	71	5.1	111	22	5.0	253	1	-	6	259	48	29	0	13	0	1	0	1	-	1	0	-	0	0	-	0	2	-	2	0					
N 13	@ MIA	13	4	9	0	15	6	40.0%	237	60	4.0	54	19	2.8	183	2	-	10	193	39	22	0	9	0	0	0	0	-	0	0	-	0	0	-	0	3	-	4	0					
N 24	v NYJ	21	5	14	2	13	7	53.8%	336	62	5.4	116	29	4.0	220	1	-	10	230	32	24	0	38	2	2	1	5	-	5	0	-	0	0	-	0	1	-	1	0					
N 30	v CLE	15	2	9	4	15	2	13.3%	287	62	4.6	106	30	3.5	181	1	-	9	190	31	17	2	26	0	1	1	2	-	2	0	-	0	0	-	0	4	-	5	0					
D 7	@ DEN	24	6	18	0	16	9	56.3%	415	77	5.4	74	16	4.6	341	4	-	14	355	57	38	2	17	1	1	0	2	-	2	0	-	0	0	-	0	1	-	1	0					
D 14	v GB	13	7	6	0	16	4	25.0%	253	63	4.0	113	33	3.4	140	3	-	18	158	27	14	1	21	0	0	1	1	-	1	0	-	0	0	-	0	4	-	4	1					
D 21	@ OAK	15	1	12	2	15	4	26.7%	321	64	5.0	13	13	1.0	308	2	-	21	329	49	32	2	24	0	3	0	3	-	3	0	-	0	0	-	0	1	-	1	0					
D 28	@ NE																																											
2014 TOTALS		257	60	176	21	218	79	36.2%	4828	962	5.0	1378	369	3.7	3450	37	-	230	3680	556	347	13	326	6	22	4	29	-	30	1	-	1	1	-	1	33	-	37	1	81	-	3509	43.3	
AVG. PER GAME		17.1	4.0	11.7	1.4				321.9	64.1		91.9	24.6		230.0	2.5	15.3	245.3	37.1	23.1	0.9	21.7																						

Date	Game
S 7	@ CHI
S 14	v MIA
S 21	v SD
S 28	@ HOU
O 5	@ DET
O 12	v NE
O 19	v MIN
O 26	@ NYJ
N 9	v KC
N 13	@ MIA
N 24	v NYJ
N 30	v CLE
D 7	@ DEN
D 14	v GB
D 21	@ OAK
D 28	@ NE
2014 TOTALS	
AVG. PER GAME	

PUNT RET.	
No	Yds
2	- 14
2	- 16
1	- 0
1	- 11
3	- 20
2	- 12
2	- 18
3	- 42
6	- 50
1	- 11
1	- 5
5	- 47
0	- 0
2	- 75
3	- 11
34	- 332
AVG. PER GAME	22.1

KO RET.	
No	Yds
2	- 40
3	- 136
3	- 44
3	- 82
0	- 0
2	- 52
2	- 33
2	- 19
4	- 84
3	- 75
1	- 13
0	- 0
1	- 27
2	- 27
3	- 65
31	- 697
AVG. PER GAME	46.5

FUM	
No	Lst
1	- 0
0	- 0
1	- 0
1	- 0
3	- 0
2	- 2
4	- 3
1	- 0
3	- 3
0	- 0
0	- 0
1	- 0
2	- 1
1	- 0
1	- 0
21	- 9

PEN	
No	Yds
9	- 108
6	- 40
11	- 110
8	- 40
11	- 74
8	- 107
8	- 48
7	- 49
6	- 44
7	- 70
4	- 24
6	- 45
11	- 98
10	- 75
7	- 55
119	- 987
AVG. PER GAME	7.9 65.8

Poss. Time
30:32
28:43
28:26
29:04
32:19
29:40
27:37
27:43
30:42
27:38
30:54
30:55
33:29
32:58
26:13
29:37

2014 GAME-BY-GAME TEAM DEFENSE

	1ST DOWNS				3rd DOWNS			TOTAL DEFENSE			RUSHING			PASSING								----TDs----												PUNTING					
Date		TOT	R	P	Pn	Att	Cnv	PCT	Yds	Ply	Avg	Yds	Ply	Avg	Net	Sk	Lst	Gr	Att	Com	In	PTS	R	P	S/D	KICK	PAT RUSH	PAT PASS	FG	Saf	No	Yds	Avg						
S 7 @ CHI		29	5	19	5	12	5	41.7%	427	69	6.2	86	18	4.8	341	2	-	8	349	49	34	2	20	0	2	0	2	-	2	0	-	0	2	-	2	0			
S 14 v MIA		23	4	16	3	16	5	31.3%	290	74	3.9	80	21	3.8	210	4	-	31	241	49	31	1	10	0	1	0	1	-	1	0	-	0	1	-	1	0			
S 21 v SD		20	4	11	5	13	5	38.5%	333	63	5.3	83	36	2.3	250	2	-	6	256	25	18	0	22	0	2	0	2	-	2	0	-	0	0	-	0	2	-	2	1
S 28 @ HOU		19	2	13	4	14	5	35.7%	301	63	4.8	37	23	1.6	264	3	-	4	268	37	25	2	23	0	1	1	2	-	2	0	-	0	0	-	0	3	-	3	0
O 5 @ DET		13	3	7	3	11	1	9.1%	273	57	4.8	69	20	3.5	204	6	-	27	231	31	18	1	14	0	1	1	2	-	2	0	-	0	0	-	0	0	-	3	0
O 12 v NE		22	4	13	5	15	7	46.7%	396	66	6.0	50	27	1.9	346	2	-	15	361	37	27	0	37	0	4	0	4	-	4	0	-	0	0	-	0	3	-	4	0
O 19 v MIN		16	6	8	2	16	5	31.3%	276	60	4.6	158	29	5.4	118	5	-	39	157	26	15	2	16	0	1	0	1	-	1	0	-	0	0	-	0	3	-	3	0
O 26 @ NYJ		22	11	9	2	19	9	47.4%	312	81	3.9	175	33	5.3	137	4	-	21	158	44	20	4	23	3	0	0	2	-	2	0	-	0	0	-	1	1	-	1	0
N 9 v KC		16	7	8	1	13	3	23.1%	278	59	4.7	127	24	5.3	151	6	-	26	177	29	17	0	17	2	0	0	2	-	2	0	-	0	0	-	0	1	-	1	0
N 13 @ MIA		24	6	15	3	9	4	44.4%	330	63	5.2	125	24	5.2	205	5	-	35	240	34	26	0	22	0	2	0	2	-	2	0	-	0	0	-	0	2	-	2	1
N 24 v NYJ		11	4	6	1	15	3	20.0%	218	57	3.8	92	19	4.8	126	7	-	39	165	31	17	1	3	0	0	0	0	-	0	0	-	0	0	-	0	1	-	1	0
N 30 v CLE		19	4	13	2	12	3	25.0%	315	66	4.8	74	26	2.8	241	2	-	14	255	38	23	2	10	1	0	0	1	-	1	0	-	0	0	-	0	1	-	2	0
D 7 @ DEN		15	10	3	2	10	4	40.0%	306	49	6.2	133	29	4.6	173	0	-	0	173	20	14	2	24	3	0	0	3	-	3	0	-	0	0	-	0	1	-	1	0
D 14 v GB		21	8	12	1	14	4	28.6%	333	67	5.0	158	24	6.6	175	1	-	10	185	42	17	2	13	1	0	0	1	-	1	0	-	0	0	-	0	2	-	3	0
D 21 @ OAK		18	7	11	0	16	5	31.3%	347	71	4.9	140	36	3.9	207	1	-	7	214	34	17	0	26	0	2	0	2	-	2	0	-	0	0	-	0	4	-	5	0
D 28 @ NE																																							
2014 TOTALS		288	85	164	39	205	68	33.2%	4735	965	4.9	1587	389	4.1	3148	50	-	282	3430	526	319	19	280	10	16	2	27	-	27	0	-	0	0	-	1	27	-	34	2
AVG. PER GAME		19.2	5.7	10.9	2.6				315.7	64.3		105.8	25.9		209.9	3.3		18.8	228.7	35.1	21.3	1.3	18.7																

		PUNT RET.		KO RET.		FUM		PEN		Poss.
Date	Game	No -	Yds	No -	Yds	No -	Lst	No -	Yds	Time
S 7	@ CHI	1 -	-1	1 -	21	1 -	1	4 -	43	34:42
S 14	v MIA	2 -	7	3 -	57	1 -	1	3 -	20	31:17
S 21	v SD	3 -	6	0 -	0	0 -	0	6 -	44	31:34
S 28	@ HOU	5 -	24	1 -	41	2 -	1	8 -	90	30:56
O 5	@ DET	2 -	48	0 -	0	3 -	1	8 -	62	27:41
O 12	v NE	3 -	12	2 -	29	0 -	0	9 -	60	30:20
O 19	v MIN	2 -	23	4 -	49	0 -	0	7 -	50	32:23
O 26	@ NYJ	2 -	2	6 -	144	4 -	2	10 -	90	32:17
N 9	v KC	3 -	8	1 -	38	2 -	1	3 -	19	29:18
N 13	@ MIA	0 -	0	2 -	47	2 -	2	4 -	30	32:22
N 24	v NYJ	3 -	42	6 -	90	0 -	0	9 -	60	29:06
N 30	v CLE	3 -	19	2 -	44	2 -	1	10 -	76	29:05
D 7	@ DEN	1 -	7	2 -	50	1 -	1	5 -	45	26:31
D 14	v GB	2 -	5	1 -	8	1 -	0	9 -	70	27:02
D 21	@ OAK	3 -	16	1 -	21	1 -	0	4 -	35	33:47
D 28	@ NE									
2014 TOTALS		35 -	218	32 -	639	20 -	11	99 -	794	
AVG. PER GAME		14.5		42.6				6.6 52.9		30:23

2014 GAME-BY-GAME RUSHING

Shaded rows indicates games started

		22 FRED JACKSON					26 ANTHONY DIXON					28 C.J. SPILLER					35 BRYCE BROWN				
Date	Game	Att	Yds	Avg	LG	TD	Att	Yds	Avg	LG	TD	Att	Yds	Avg	LG	TD	Att	Yds	Avg	LG	TD
S 7	@ CHI	7	61	8.7	38	0	5	60	12.0	47	0	15	53	3.5	13	0	---	---	---	---	---
S 14	v MIA	12	24	2.0	11	0	2	3	1.5	4	0	12	69	5.8	47	0	---	---	---	---	---
S 21	v SD	6	34	5.7	17	0	---	---	---	---	---	10	25	2.5	6	0	---	---	---	---	---
S 28	@ HOU	7	33	4.7	14	0	---	---	---	---	---	15	60	4.0	22	0	---	---	---	---	---
O 5	@ DET	10	49	4.9	10	0	---	---	---	---	---	10	8	0.8	2	0	---	---	---	---	---
O 12	v NE	10	26	2.6	8	1	7	23	3.3	6	0	6	19	3.2	12	0	---	---	---	---	---
O 19	v MIN	3	12	4.0	8	0	13	51	3.9	12	0	1	53	53.0	53	0	---	---	---	---	---
O 26	@ NYJ	---	---	---	---	---	22	44	2.0	5	0	---	---	---	---	---	7	15	2.1	7	0
N 9	v KC	3	10	3.3	10	0	9	62	6.9	27	0	---	---	---	---	---	7	35	5.0	14	0
N 13	@ MIA	---	---	---	---	---	10	35	3.5	7	0	---	---	---	---	---	6	14	2.3	8	0
N 24	v NYJ	10	32	3.2	7	1	12	54	4.5	30 t	1	---	---	---	---	---	6	20	3.3	6	0
N 30	v CLE	21	70	3.3	8	0	6	25	4.2	8	0	---	---	---	---	---	3	11	3.7	4	0
D 7	@ DEN	8	35	4.4	12	0	3	15	5.0	11	0	---	---	---	---	---	3	11	3.7	7	0
D 14	v GB	20	71	3.6	13	0	6	26	4.3	8	0	---	---	---	---	---	4	20	5.0	12	0
D 21	@ OAK	6	10	1.7	3	0	3	7	2.3	4	0	4	-4	-1.0	4	0	---	---	---	---	---
D 28	@ NE	---	---	---	---	---	---	---	---	---	---	---	---	---	---	---	---	---	---	---	---
2014 TOTALS		123	467	3.8	38	2	98	405	4.1	47	1	73	283	3.9	53	0	36	126	3.5	14	0
NFL CAREER		1261	5588	4.4	80 t	30	246	863	3.5	47	9	663	3304	5.0	77	12	226	1004	4.4	65 t	6
w/BUFFALO		1261	5588	4.4	80 t	30	98	405	4.1	47	1	663	3304	5.0	77	12	36	126	3.5	14	0

		3 EJ MANUEL					38 FRANK SUMMERS					18 KYLE ORTON					88 MARQUISE GOODWIN				
Date	Game	Att	Yds	Avg	LG	TD	Att	Yds	Avg	LG	TD	Att	Yds	Avg	LG	TD	Att	Yds	Avg	LG	TD
S 7	@ CHI	6	19	3.2	8	1	---	---	---	---	---	---	---	---	---	---	---	---	---	---	---
S 14	v MIA	4	6	1.5	4	0	2	7	3.5	4	0	---	---	---	---	---	1	4	4.0	4	0
S 21	v SD	5	24	4.8	8	0	1	4	4.0	4	0	---	---	---	---	---	---	---	---	---	---
S 28	@ HOU	1	3	3.0	3	0	---	---	---	---	---	---	---	---	---	---	---	---	---	---	---
O 5	@ DET	---	---	---	---	---	---	---	---	---	---	1	0	0.0	0	0	1	-8	-8.0	-8	0
O 12	v NE	---	---	---	---	---	---	---	---	---	---	---	---	---	---	---	---	---	---	---	---
O 19	v MIN	---	---	---	---	---	1	3	3.0	3	0	1	-1	-1.0	-1	0	---	---	---	---	---
O 26	@ NYJ	---	---	---	---	---	1	2	2.0	2 t	1	2	6	3.0	7	0	---	---	---	---	---
N 9	v KC	---	---	---	---	---	---	---	---	---	---	2	3	1.5	2	0	---	---	---	---	---
N 13	@ MIA	---	---	---	---	---	---	---	---	---	---	2	2	1.0	3	0	---	---	---	---	---
N 24	v NYJ	---	---	---	---	---	---	---	---	---	---	1	10	10.0	10	0	---	---	---	---	---
N 30	v CLE	---	---	---	---	---	---	---	---	---	---	---	---	---	---	---	---	---	---	---	---
D 7	@ DEN	---	---	---	---	---	---	---	---	---	---	1	1	1.0	1 t	1	1	12	12.0	12	0
D 14	v GB	---	---	---	---	---	---	---	---	---	---	3	-4	-1.3	-1	0	---	---	---	---	---
D 21	@ OAK	---	---	---	---	---	---	---	---	---	---	---	---	---	---	---	---	---	---	---	---
D 28	@ NE	---	---	---	---	---	---	---	---	---	---	---	---	---	---	---	---	---	---	---	---
2014 TOTALS		16	52	3.3	8	1	6	17	2.8	4	1	13	17	1.3	10	1	3	8	2.7	12	0
NFL CAREER		69	238	3.4	19	3	18	63	3.5	16	2	124	299	2.4	15	4	6	21	3.5	17	0
w/BUFFALO		69	238	3.4	19	3	18	63	3.5	16	2	13	17	1.3	15	1	6	21	3.5	17	0

		14 SAMMY WATKINS																			
Date	Game	Att	Yds	Avg	LG	TD															
S 7	@ CHI	---	---	---	---	---															
S 14	v MIA	---	---	---	---	---															
S 21	v SD	---	---	---	---	---															
S 28	@ HOU	---	---	---	---	---															
O 5	@ DET	---	---	---	---	---															
O 12	v NE	---	---	---	---	---															
O 19	v MIN	---	---	---	---	---															
O 26	@ NYJ	---	---	---	---	---															
N 9	v KC	---	---	---	---	---															
N 13	@ MIA	1	3	3.0	3	0															
N 24	v NYJ	---	---	---	---	---															
N 30	v CLE	---	---	---	---	---															
D 7	@ DEN	---	---	---	---	---															
D 14	v GB	---	---	---	---	---															
D 21	@ OAK	---	---	---	---	---															
D 28	@ NE	---	---	---	---	---															
2014 TOTALS		1	3	3.0	3	0															
NFL CAREER		1	3	3.0	3	0															
w/BUFFALO		1	3	3.0	3	0															

2014 GAME-BY-GAME PASSING

Date	Game
S 7	@ CHI
S 14	v MIA
S 21	v SD
S 28	@ HOU
O 5	@ DET
O 12	v NE
O 19	v MIN
O 26	@ NYJ
N 9	v KC
N 13	@ MIA
N 24	v NYJ
N 30	v CLE
D 7	@ DEN
D 14	v GB
D 21	@ OAK
D 28	@ NE
2014 TOTALS	

18 KYLE ORTON											
GP	GS	Att	Com	Pct.	Yds	LG	TD	INT	Sck / Yds		Rate
		<div>--- DID NOT PLAY ---</div> <div>--- DID NOT PLAY ---</div> <div>--- DID NOT PLAY ---</div> <div>--- DID NOT PLAY ---</div>									
❖	❖	43	30	69.8	308	42	1	1	2 -	14	88.1
❖	❖	38	24	63.2	299	35	2	1	5 -	31	94.1
❖	❖	43	31	72.1	283	28	2	1	6 -	28	95.4
❖	❖	17	10	58.8	238	84	4	0	4 -	25	142.8
❖	❖	48	29	60.4	259	25	1	0	1 -	6	81.9
❖	❖	39	22	56.4	193	19	0	0	2 -	10	69.7
❖	❖	32	24	75.0	230	37	2	0	1 -	10	115.4
❖	❖	31	17	54.8	190	41	1	2	1 -	9	57.2
❖	❖	57	38	66.7	355	35	1	2	4 -	14	74.8
❖	❖	27	14	51.9	158	40	0	1	3 -	18	54.2
❖	❖	49	32	65.3	329	42	3	2	2 -	21	87.9
11	11	424	271	63.9	2842	84	17	10	31 -	186	86.8

NFL CAREER
w/BUFFALO

86	81	2689	1597	59.4	17861	87 t	100	69	163 -	1004	81.0
11	11	424	271	63.9	2842	84	17	10	31 -	186	86.8

Date	Game
S 7	@ CHI
S 14	v MIA
S 21	v SD
S 28	@ HOU
O 5	@ DET
O 12	v NE
O 19	v MIN
O 26	@ NYJ
N 9	v KC
N 13	@ MIA
N 24	v NYJ
N 30	v CLE
D 7	@ DEN
D 14	v GB
D 21	@ OAK
D 28	@ NE
2014 TOTALS	

3 EJ MANUEL												
GP	GS	Att	Com	Pct.	Yds	LG	TD	INT	Sck	/ Yds	Rate	
❖	❖	22	16	72.7	173	32	1	1	1	-	6	91.7
❖	❖	26	16	61.5	202	30	1	0	0	-	0	98.6
❖	❖	39	23	59.0	238	37	1	0	3	-	33	85.2
❖	❖	44	21	47.7	225	80	2	2	2	-	5	59.4
		--- DID NOT PLAY ---										
		--- DID NOT PLAY ---										
		--- DID NOT PLAY ---										
		--- DID NOT PLAY ---										
❖		--- DID NOT PLAY ---										
		--- DID NOT PLAY ---										
		--- DID NOT PLAY ---										
		--- DID NOT PLAY ---										
5	4	131	76	58.0	838	80	5	3	6	-	44	80.3

NFL CAREER
w/BUFFALO

15	14	437	256	58.6	2810	80 t	16	12	34 -	203	78.5
15	14	437	256	58.6	2810	80 t	16	12	34 -	203	78.5

22 FRED JACKSON			
Att	Com	Yds	TD
1	0	0	0
1	0	0	0

2	1	27	1
1	0	0	0

Date	Game
S 7	@ CHI
S 14	✓ MIA
S 21	✓ SD
S 28	@ HOU
O 5	@ DET
O 12	✓ NE
O 19	✓ MIN
O 26	@ NYJ
N 9	✓ KC
N 13	@ MIA
N 24	✓ NYJ
N 30	✓ CLE
D 7	@ DEN
D 14	✓ GB
D 21	@ OAK
D 28	@ NE
2014 TOTALS	

OPPONENTS											
Passer	Att	Comp	Pct.	Yds	LG	TD	INT	Sck	/	Yds	Rate
Cutler	49	34	69.4	349	44	2	2	2	-	8	86.2
Tannehill	49	31	63.3	241	18	1	1	4	-	31	73.6
Rivers	25	18	72.0	256	49	2	0	2	-	6	131.4
Fitzpatrick	37	25	67.6	268	35	1	2	3	-	4	75.1
Stafford	31	18	58.1	231	55	1	1	6	-	27	78.8
Brady	37	27	73.0	361	56	4	0	2	-	15	139.6
Bridgewater	26	15	57.7	157	38	1	2	5	-	39	56.1
G.Smith	8	2	25.0	5	4	0	3	0	-	0	0.0
Vick	36	18	50.0	153	20	0	1	4	-	21	49.9
A.Smith	29	17	58.6	177	27	0	0	6	-	26	76.4
Tannehill	34	26	76.5	240	32	2	0	5	-	35	114.8
Vick	19	7	36.8	76	34	0	1	5	-	30	27.5
G.Smith	12	10	83.3	89	28	0	0	2	-	9	97.6
Hoyer	30	18	60.0	192	30	0	2	2	-	14	51.0
Manziel	8	5	62.5	63	24	0	0	0	-	0	87.0
P.Manning	20	14	70.0	173	38	0	2	0	-	0	56.9
Rodgers	42	17	40.5	185	20	0	2	1	-	10	34.3
Carr	34	17	50.0	214	51	2	0	1	-	7	89.6
	526	319	60.6	3430	56	16	19	50	-	282	74.9

2014 GAME-BY-GAME RECEIVING

Shaded rows indicates games started

		22 FRED JACKSON						14 SAMMY WATKINS						10 ROBERT WOODS						84 SCOTT CHANDLER						
Date	Game	Rec	Yds	Avg	LG	TD		Rec	Yds	Avg	LG	TD		Rec	Yds	Avg	LG	TD		Rec	Yds	Avg	LG	TD		
S 7	@ CHI	3	13	4.3	5	0		3	31	10.3	25	0		4	78	19.5	32	0								
S 14	v MIA	2	27	13.5	28	0		8	117	14.6	30	1		1	5	5.0	5	0		2	27	13.5	22	0		
S 21	v SD	8	78	9.8	21	1		2	19	9.5	16	0		3	19	6.3	15	0		5	74	14.8	37	0		
S 28	@ HOU	6	52	8.7	14	0		4	30	7.5	10	1		3	17	5.7	13	0		2	15	7.5	11	0		
O 5	@ DET	7	58	8.3	26	0		7	87	12.4	22	0		3	37	12.3	18	0		4	21	5.3	16	0		
O 12	v NE	4	17	4.3	12	0		2	27	13.5	20	0		7	78	11.1	35	1		6	105	17.5	28	0		
O 19	v MIN	3	16	5.3	7	0		9	122	13.6	26	t	2	4	10	2.5	7	0		3	36	12.0	24	0		
O 26	@ NYJ	--- INACTIVE ---							3	157	52.3	84	1		3	50	16.7	25	1		1	12	12.0	12	t	1
N 9	v KC	4	39	9.8	14	0		4	27	6.8	8	0		6	52	8.7	20	0		3	17	5.7	9	0		
N 13	@ MIA	--- INACTIVE ---							3	32	10.7	18	0		2	15	7.5	9	0		---					
N 24	v NYJ	3	13	4.3	6	0		3	35	11.7	17	0		9	118	13.1	37	1		3	28	9.3	19	t	1	
N 30	v CLE	3	27	9.0	20	0		3	11	3.7	5	0		4	71	17.8	34	0		3	2	0.7	3	0		
D 7	@ DEN	10	37	3.7	12	0		7	127	18.1	35	0		3	36	12.0	17	0		8	81	10.1	23	0		
D 14	v GB	3	27	9.0	20	0		1	28	28.0	28	0		2	22	11.0	18	0		2	22	11.0	12	0		
D 21	@ OAK	9	93	10.3	34	0		3	75	25.0	42	t	1	7	52	7.4	30	t	1	4	37	9.3	29	t	1	
D 28	@ NE																									
2014 TOTALS		65	497	7.6	34	1		62	925	14.9	84	6		61	660	10.8	37	4		46	477	10.4	37	3		
NFL CAREER		321	2636	8.2	65	t	7	62	925	14.9	84	6		101	1247	12.3	57	7		181	2100	11.6	43	17		
w/BUFFALO		321	2636	8.2	65	t	7	62	925	14.9	84	6		101	1247	12.3	57	7		181	2100	11.6	43	17		

		15 CHRIS HOGAN						28 C.J. SPILLER						35 BRYCE BROWN						19 MIKE WILLIAMS							
Date	Game	Rec	Yds	Avg	LG	TD		Rec	Yds	Avg	LG	TD		Rec	Yds	Avg	LG	TD		Rec	Yds	Avg	LG	TD			
S 7	@ CHI	---							3	11	3.7	7	t	1	--- INACTIVE ---							2	36	18.0	20	0	
S 14	v MIA	---							1	9	9.0	9	0	--- INACTIVE ---							1	3	3.0	3	0		
S 21	v SD	---							3	37	12.3	25	0	--- INACTIVE ---							2	11	5.5	6	0		
S 28	@ HOU	---							3	24	8.0	12	0	--- INACTIVE ---							2	84	42.0	80	t	1	
O 5	@ DET	2	27	13.5	21	0		3	25	8.3	15	0	--- INACTIVE ---							1	8	8.0	8	0			
O 12	v NE	5	72	14.4	24	1		---							--- INACTIVE ---							--- INACTIVE ---					
O 19	v MIN	5	63	12.6	28	0		1	3	3.0	3	0	--- INACTIVE ---							---							
O 26	@ NYJ	1	14	14.0	14	0		--- I.R./ DESIGNATED FOR RETURN ---							---							---					
N 9	v KC	5	57	11.4	25	t	1	--- I.R./ DESIGNATED FOR RETURN ---							6	65	10.8	15	0		--- INACTIVE ---						
N 13	@ MIA	7	74	10.6	17	0		--- I.R./ DESIGNATED FOR RETURN ---							7	57	8.1	19	0		---						
N 24	v NYJ	2	5	2.5	3	0		--- I.R./ DESIGNATED FOR RETURN ---							---							---					
N 30	v CLE	2	8	4.0	5	1		--- I.R./ DESIGNATED FOR RETURN ---							---							--- INACTIVE ---					
D 7	@ DEN	7	54	7.7	14	t	1	--- I.R./ DESIGNATED FOR RETURN ---							2	14	7.0	9	0		--- INACTIVE ---						
D 14	v GB	1	6	6.0	6	0		--- I.R./ DESIGNATED FOR RETURN ---							1	40	40.0	40	0		--- INJURED RESERVE ---						
D 21	@ OAK	3	43	14.3	31	0		4	14	3.5	5	0		--- INACTIVE ---							--- INJURED RESERVE ---						
D 28	@ NE																										
2014 TOTALS		40	423	10.6	31	4		18	123	6.8	25	1		16	176	11.0	40	0		8	142	17.8	80	t	1		
NFL CAREER		50	506	10.1	31	4		157	1193	7.6	66	t	6	37	318	8.6	40	0		223	3089	13.9	80	t	26		
w/BUFFALO		50	506	10.1	31	4		157	1193	7.6	66	t	6	16	176	11.0	40	0		8	142	17.8	80	t	1		

		89 CHRIS GRAGG						26 ANTHONY DIXON						85 LEE SMITH						48 MARQUEIS GRAY												
Date	Game	Rec	Yds	Avg	LG	TD		Rec	Yds	Avg	LG	TD		Rec	Yds	Avg	LG	TD		Rec	Yds	Avg	LG	TD								
S 7	@ CHI	---							---							--- INACTIVE ---							--- NOT WITH TEAM ---									
S 14	v MIA	1	14	14.0	14	0		---							--- INACTIVE ---							--- NOT WITH TEAM ---										
S 21	v SD	--- INACTIVE ---							---							---							--- NOT WITH TEAM ---									
S 28	@ HOU	---							---							---							--- NOT WITH TEAM ---									
O 5	@ DET	1	2	2.0	2	t	1	---							---							--- NOT WITH TEAM ---										
O 12	v NE	---							---							---							--- NOT WITH TEAM ---									
O 19	v MIN	2	19	9.5	14	0		3	15	5.0	10	0		---							--- NOT WITH TEAM ---											
O 26	@ NYJ	---							---							---							--- NOT WITH TEAM ---									
N 9	v KC	---							---							---							--- NOT WITH TEAM ---									
N 13	@ MIA	1	2	2.0	2	0		2	13	6.5	8	0		---							---											
N 24	v NYJ	2	11	5.5	6	0		1	8	8.0	8	0		1	12	12.0	12	0		--- NOT WITH TEAM; SIGNED 11/20 ---												
N 30	v CLE	--- INACTIVE ---							---							---							--- INACTIVE ---									
D 7	@ DEN	--- INACTIVE ---							---							---							---									
D 14	v GB	--- INACTIVE ---							1	5	5.0	5	0		2	1	0.5	1	0		1	7	7.0	7	0							
D 21	@ OAK	--- INACTIVE ---							---							---							2						15	7.5	9	0
D 28	@ NE																															
2014 TOTALS		7	48	6.9	14	1		7	41	5.9	10	0		6	24	4.0	12	1		5	93	18.6	41	0								
NFL CAREER		12	101	8.4	28	2		16	88	5.5	19	0		19	126	6.6	28	3		8	117	14.6	41	0								
w/BUFFALO		12	101	8.4	28	2		7	41	5.9	10	0		19	126	6.6	28	3		5	93	18.6	41	0								

2014 GAME-BY-GAME RECEIVING (cont.)

Date	Game
S 7	@ CHI
S 14	v MIA
S 21	v SD
S 28	@ HOU
O 5	@ DET
O 12	v NE
O 19	v MIN
O 26	@ NYJ
N 9	v KC
N 13	@ MIA
N 24	v NYJ
N 30	v CLE
D 7	@ DEN
D 14	v GB
D 21	@ OAK
D 28	@ NE
2014 TOTALS	

38 FRANK SUMMERS					
Rec	Yds	Avg	LG	TD	
1	4	4.0	4	0	

1	3	3.0	3	0	
1	1	1.0	1	0	

1	-1	-1.0	-1	0	

1	2	2.0	2	0	

--- INACTIVE ---					
--- INACTIVE ---					
--- INACTIVE ---					
--- INACTIVE ---					
--- RELEASED, 12/16 ---					
5	9	1.8	4	0	

88 MARQUISE GOODWIN					
Rec	Yds	Avg	LG	TD	

--- INACTIVE ---					
1	42	42.0	42	0	

--- INACTIVE ---					
--- INACTIVE ---					

1	42	42.0	42	0	

NFL CAREER
w/BUFFALO

12	88	7.3	34	1
12	88	7.3	34	1

18	325	18.1	59	t	3
18	325	18.1	59	t	3

2014 GAME-BY-GAME PUNTING

		6 COLTON SCHMIDT																	
Date	Game	No	Yds	Gross Avg	Net Avg.	TB	Ret Yds	In 20	LG	Blk	Punt Sequence								
											Outcome/Return								
S 7	@ CHI	5	215	43.0	43.2	0	-1	4	54	0	41	30	41	54	49				
S 14	v MIA	4	134	33.5	31.8	0	7	3	41	0	-1	fc	d	fc	d				
S 21	v SD	5	226	45.2	44.0	0	6	2	52	0	46	30	49	49	52				
S 28	@ HOU	9	413	45.9	38.8	2	24	0	61	0	-2	ob	d	-3	11				
O 5	@ DET	8	345	43.1	37.1	0	48	3	61	0	49	35	61	47	37	48	52	41	43
O 12	v NE	5	249	49.8	39.4	2	12	0	58	0	5	d	9	tb	0	tb	10	0	fc
O 19	v MIN	5	223	44.6	40.0	0	23	2	53	0	44	61	35	51	48	36	33	37	
O 26	@ NYJ	6	249	41.5	37.8	1	2	4	52	0	fc	20	fc	28	fc	fc	fc	fc	
N 9	v KC	6	282	47.0	45.7	0	8	4	57	0	42	50	58	52	47				
N 13	@ MIA	2	74	37.0	37.0	0	0	0	47	0	0	tb	5	7	tb				
N 24	v NYJ	4	186	46.5	36.0	0	42	1	41	0	53	36	53	51	30				
N 30	v CLE	5	229	45.8	42.0	0	19	3	54	0	11	ob	fc	12	fc				
D 7	@ DEN	3	102	34.0	31.7	0	7	0	48	0	49	34	45	42	52	27			
D 14	v GB	6	242	40.3	39.5	0	5	3	48	0	tb	d	2	fc	0				
D 21	@ OAK	8	340	42.5	38.0	1	16	0	67	0	27	48	43	51	57	56			
D 28	@ NE										d	ob	-2	4	6	d			
											47	27							
											fc	fc							
											47	35	60	44					
											41	fc	0	1					
											49	54	48	52	26				
											ob	0	12	7	fc				
											14	48	40						
											ob	7	ob						
											41	37	48	37	42	37			
											ob	ob	5	d	d	0			
											30	33	47	47	26	56	67	34	
											d	ob	11	0	ob	5	tb	ob	
2014 TOTALS		81	3509	43.3	39.1	6	218	29	67	0									
NFL CAREER		81	3509	43.3	39.1	6	218	29	67	0									
w/BUFFALO		81	3509	43.3	39.1	6	218	29	0	0									

2014 GAME-BY-GAME KICKING

		OPPONENTS											
Date	Game	---PAT---			---FG---			LG	FG Sequence	Kicker	KO	EZ	TB
		Pts.	Made	Att	Made	Att							
S 7	@ CHI	8	2	2	2	2	41	41G, 37G	Gould	5	4	3	
S 14	v MIA	4	1	1	1	1	34	34G	Sturgis	3	2	0	
S 21	v SD	8	2	2	2	2	37	19G, 37G	Novak	5	2	2	
S 28	@ HOU	11	2	2	3	3	55	41G, 55G, 50G	Bullock	6	5	3	
O 5	@ DET	2	2	2	0	3	--	44ru, 47sh, 50wl	Henery Martin	3	3	3	
O 12	v NE	13	4	4	3	4	53	36wl, 42G, 53G, 40G	Gostkowski	7	7	5	
O 19	v MIN	10	1	1	3	3	55	40G, 55G, 33G	Walsh	5	3	3	
O 26	@ NYJ	5	2	2	1	1	55	55G	Folk	4	3	2	
N 9	v KC	5	2	2	1	1	36	36G	Santos	4	1	0	
N 13	@ MIA	8	2	2	2	2	38	38G, 32G	Sturgis	5	5	2	
N 24	v NYJ	3	0	0	1	1	27	27G	Folk	2	1	1	
N 30	v CLE	4	1	1	1	2	22	22G, 37wr	Cundiff	3	3	3	
D 7	@ DEN	6	3	3	1	1	50	50G	Barth McManus	5	5	4	
D 14	v GB	7	1	1	2	3	45	45G, 53blk, 34G	Crosby	5	2	2	
D 21	@ OAK	14	2	2	4	5	49	45G, 36G, 38G, 49G, 48wl	Janikowski	7	6	4	
D 28	@ NE												
2014 TOTALS		108	27	27	27	34	55				69	52	37
		100.0%			79.4%								

2014 GAME-BY-GAME PUNT RETURNS

		21 LEODIS McKELVIN						11 MARCUS THIGPEN						22 FRED JACKSON							
Date	Game	No	Yds	Avg	LG	FC	TD	No	Yds	Avg	LG	FC	TD	No	Yds	Avg	LG	FC	TD		
S 7	@ CHI	1	14	14.0	14	0	0	--- NOT WITH TEAM ---						1	0	0.0	0	0	0		
S 14	v MIA	2	16	8.0	11	1	0	--- NOT WITH TEAM ---						---							
S 21	v SD	1	0	0.0	0	0	0	--- NOT WITH TEAM ---						---							
S 28	@ HOU	1	11	11.0	11	2	0	--- NOT WITH TEAM ---						---							
O 5	@ DET	3	20	6.7	11	1	0	--- NOT WITH TEAM ---						--- 2							
O 12	v NE	2	12	6.0	9	0	0	--- NOT WITH TEAM ---						---							
O 19	v MIN	2	18	9.0	13	1	0	--- NOT WITH TEAM ---						---							
O 26	@ NYJ	3	42	14.0	24	2	0	--- NOT WITH TEAM ---						--- INACTIVE ---							
N 9	v KC	6	50	8.3	23	1	0	--- NOT WITH TEAM ---						---							
N 13	@ MIA	---						--- NOT WITH TEAM ---						--- INACTIVE ---							
N 24	v NYJ	--- INJURED RESERVE ---						--- NOT WITH TEAM; SIGNED 11/26 ---						1	5	5.0	5	3	0		
N 30	v CLE	--- INJURED RESERVE ---						4	47	11.8	19	1	0	1	0	0.0	0	0	0		
D 7	@ DEN	--- INJURED RESERVE ---						---						---							
D 14	v GB	--- INJURED RESERVE ---						2	75	37.5	75	t	1	1	---						
D 21	@ OAK	--- INJURED RESERVE ---						3	11	3.7	11		2	0	---						
D 28	@ NE																				
2014 TOTALS		21	183	8.7	24	8	0	9	133	14.8	75	t	4	1	3	5	1.7	5	5	0	
NFL CAREER		92	1000	10.9	88	t	49	3	73	778	10.7	75	t	38	2	16	190	11.9	35	10	0
w/BUFFALO		92	1000	10.9	88	t	49	3	9	133	14.8	75	t	4	1	16	190	11.9	35	10	0

		10 ROBERT WOODS					
Date	Game	No	Yds	Avg	LG	FC	TD
S 7	@ CHI	---					
S 14	v MIA	---					
S 21	v SD	---					
S 28	@ HOU	---					
O 5	@ DET	---					
O 12	v NE	---					
O 19	v MIN	---					
O 26	@ NYJ	---					
N 9	v KC	---					
N 13	@ MIA	1	11	11.0	11	0	0
N 24	v NYJ	---					
N 30	v CLE	---					
D 7	@ DEN	---					
D 14	v GB	---					
D 21	@ OAK	---					
D 28	@ NE						
2014 TOTALS		1	11	11.0	11	0	0
NFL CAREER		1	11	11.0	11	0	0
w/BUFFALO		1	11	11.0	11	0	0

2014 GAME-BY-GAME KICKOFF RETURNS

I	II	III.0	II	0
I	II	III.0	II	0

Shaded rows indicates games started

(LG: 28)

2014 GAME-BY-GAME DEFENSIVE STATS (DEF. BACKS cont.)

Shaded rows indicates games started

		31 KENNY LADLER										33 RON BROOKS										36 JONATHAN MEEKS									
Date	Game	TT	UT	AT	Sacks	Yds	Int	Yds	TD	FF	FR	TT	UT	AT	Sacks	Yds	Int	Yds	TD	FF	FR	TT	UT	AT	Sacks	Yds	Int	Yds	TD	FF	FR
S 7	@ CHI	--- PRACTICE SQUAD ---										0	0	0																	
S 14	v MIA	--- PRACTICE SQUAD ---										0	0	0																	
S 21	v SD	--- PRACTICE SQUAD ---										2	2	0																	
S 28	@ HOU	--- PRACTICE SQUAD ---										0	0	0																	
O 5	@ DET	--- PRACTICE SQUAD ---										0	0	0																	
O 12	v NE	0	0	0											0	0	0														
O 19	v MIN	--- INACTIVE ---										0	0	0																	
O 26	@ NYJ	0	0	0											0	0	0														
N 9	v KC	--- INJURED RESERVE ---										--- INACTIVE ---																			
N 13	@ MIA	--- INJURED RESERVE ---										--- INACTIVE ---																			
N 24	v NYJ	--- INJURED RESERVE ---										3	3	0																	
N 30	v CLE	--- INJURED RESERVE ---										0	0	0																	
D 7	@ DEN	--- INJURED RESERVE ---										0	0	0																	
D 14	v GB	--- INJURED RESERVE ---										2	1	1																	
D 21	@ OAK	--- INJURED RESERVE ---										7	7	0																	
D 28	@ NE																														
2014 TOTALS		0	0	0	0.0	0.0		0	0	0	0	14	13	1	0.0	0.0		0	0	0	0	0	0	0	0	0.0	0.0		0	0	0
NFL CAREER		0	0	0	0.0	0.0		0	0	0	0	31	28	3	0.0	0.0		0	0	0	0	0	0	0	0	0.0	0.0		0	0	0
w/BUFFALO		0	0	0	0.0	0.0		0	0	0	0	31	28	3	0.0	0.0		0	0	0	0	0	0	0	0	0.0	0.0		0	0	0
(LG: 19c)																															

(LG: 19t)

Date	Game	37 NICKELL ROBEY									
		TT	UT	AT	Sacks	Yds	Int	Yds	TD	FF	FR
S 7	@ CHI	0	0	0							
S 14	v MIA	5	4	1							
S 21	v SD	1	1	0							
S 28	@ HOU	2	1	1							
O 5	@ DET	5	4	1							1
O 12	v NE	2	2	0							
O 19	v MIN	3	2	1							
O 26	@ NYJ	7	5	2							
N 9	v KC	0	0	0							
N 13	@ MIA	3	3	0							
N 24	v NYJ	3	3	0	1.0	2.0					
N 30	v CLE	2	2	0							
D 7	@ DEN	2	1	1							
D 14	v GB	3	3	0							
D 21	@ OAK	1	1	0							
D 28	@ NE										
2014 TOTALS		39	32	7	1.0	2.0		0	0	0	1
NFL CAREER		78	62	16	4.0	25.0		1	19	1	2
w/BUFFALO		78	62	16	4.0	25.0		1	19	1	2

(LG: 19t)

(LG: 19t)

2014 GAME-BY-GAME DEFENSIVE STATS (LINEBACKERS)

Shaded rows indicates games started

		51 BRANDON SPIKES									
Date	Game	TT	UT	AT	Sacks	Yds	Int	Yds	TD	FF	FR
S 7	@ CHI	6	3	3	1.0	1.0					
S 14	v MIA	1	0	1							
S 21	v SD	3	0	3							
S 28	@ HOU	3	2	1						1	
O 5	@ DET	6	6	0							
O 12	v NE	8	3	5							
O 19	v MIN	3	3	0							
O 26	@ NYJ	2	1	1							
N 9	v KC	3	3	0							
N 13	@ MIA	2	1	1							
N 24	v NYJ	2	2	0							
N 30	v CLE	5	2	3							
D 7	@ DEN	3	3	0							
D 14	v GB	1	0	1							
D 21	@ OAK	6	4	2							
D 28	@ NE										
2014 TOTALS		54	33	21	1.0	1.0	0	0	0	1	0
NFL CAREER		338	206	132	2.0	3.0	2	8	0	6	1
w/BUFFALO		54	33	21	1.0	1.0	0	0	0	1	0

		52 PRESTON BROWN									
Date	Game	TT	UT	AT	Sacks	Yds	Int	Yds	TD	FF	FR
7	5	2								1	
13	7	6									
11	4	7									
9	5	4									
3	2	1									
2	1	1									
5	4	1									
9	8	1					1	0	0		
9	7	2									
5	4	1									
5	3	2									
11	7	4									
6	1	5									
6	1	5									
2	2	0									
103	61	42			0.0	0.0	1	0	0	0	1
		(LG: 0)									
103	61	42			0.0	0.0	1	0	0	0	1
		(LG: 0)									
103	61	42			0.0	0.0	1	0	0	0	1
		(LG: 0)									

		53 NIGEL BRADHAM									
Date	Game	TT	UT	AT	Sacks	Yds	Int	Yds	TD	FF	FR
--- NFL SUSPENSION ---											
7	2	5									
12	4	8									
3	2	1			1.5	2.0	1	0	0		
--- INACTIVE ---											
11	7	4									
7	6	1									
11	10	1								1	
6	6	0								1	
4	4	0									
8	5	3									
12	9	3			1.0	6.0					
6	2	4									
7	4	3									
1	0	1									
95	61	34			2.5	8.0	1	0	0	2	0
		(LG: 0)									
180	109	71			2.5	8.0	1	0	0	2	1
		(LG: 0)									
180	109	71			2.5	8.0	1	0	0	2	1
		(LG: 0)									

		54 LARRY DEAN									
Date	Game	TT	UT	AT	Sacks	Yds	Int	Yds	TD	FF	FR
S 7	@ CHI	--- NOT WITH TEAM ---									
S 14	v MIA	--- NOT WITH TEAM; SIGNED 9/16 ---									
S 21	v SD	0	0	0							
S 28	@ HOU	0	0	0							
O 5	@ DET	0	0	0							
O 12	v NE	0	0	0							
O 19	v MIN	0	0	0							
O 26	@ NYJ	0	0	0							
N 9	v KC	0	0	0							
N 13	@ MIA	0	0	0							
N 24	v NYJ	1	1	0							
N 30	v CLE	0	0	0							
D 7	@ DEN	0	0	0							
D 14	v GB	0	0	0							
D 21	@ OAK	--- INACTIVE ---									
D 28	@ NE										
2014 TOTALS		1	1	0	0.0	0.0	0	0	0	0	0
NFL CAREER		1	1	0	0.0	0.0	0	0	0	0	0
w/BUFFALO		1	1	0	0.0	0.0	0	0	0	0	0

		56 KEITH RIVERS									
Date	Game	TT	UT	AT	Sacks	Yds	Int	Yds	TD	FF	FR
4	3	1									
--- INACTIVE ---											
--- INACTIVE ---											
6	4	2									
0	0	0									
5	3	2									
0	0	0									
0	0	0									
1	1	0									
--- DID NOT PLAY ---											
0	0	0									
--- DID NOT PLAY ---											
0	0	0									
0	0	0									
0	0	0									
16	11	5			0.0	0.0	0	0	0	0	0
		(LG: 39)									
278	182	96			3.0	15.0	2	39	0	1	2
		(LG: 39)									
16	11	5			0.0	0.0	0	0	0	0	0
		(LG: 39)									

		57 TY POWELL									
Date	Game	TT	UT	AT	Sacks	Yds	Int	Yds	TD	FF	FR
2	2	0									
0	0	0									
0	0	0									
0	0	0									
0	0	0									
2	0	2									
--- INACTIVE ---											
--- INACTIVE ---											
0	0	0									
0	0	0									
1	1	0			1.0	5.0					
0	0	0									
1	0	1									
0	0	0									
1	0	1									
7	3	4			1.0	5.0	0	0	0	0	0
		(LG: 0)									
9	5	4			1.0	5.0	0	0	0	0	0
		(LG: 0)									
9	5	4			1.0	5.0	0	0	0	0	0
		(LG: 0)									

		58 RANDELL JOHNSON									
Date	Game	TT	UT	AT	Sacks	Yds	Int	Yds	TD	FF	FR
S 7	@ CHI	0	0	0							
S 14	v MIA	0	0	0							
S 21	v SD	--- INACTIVE ---									
S 28	@ HOU	--- INACTIVE ---									
O 5	@ DET	0	0	0							
O 12	v NE	--- INACTIVE ---									
O 19	v MIN	0	0	0							
O 26	@ NYJ	0	0	0							
N 9	v KC	--- INACTIVE ---									
N 13	@ MIA	--- INACTIVE ---									
N 24	v NYJ	--- INACTIVE ---									
N 30	v CLE	--- INACTIVE ---									
D 7	@ DEN	--- INACTIVE ---									
D 14	v GB	--- INACTIVE ---									
D 21	@ OAK	--- INACTIVE ---									
D 28	@ NE	--- INACTIVE ---									
2014 TOTALS		0	0	0	0.0	0.0	0	0	0	0	0
NFL CAREER		0	0	0	0.0	0.0	0	0	0	0	0
w/BUFFALO		0	0	0	0.0	0.0	0	0	0	0	0

2014 GAME-BY-GAME DEFENSIVE STATS (DEFENSIVE LINE)

Shaded rows indicates games started

54 JACQUES SMITH												55 JERRY HUGHES												91 MANNY LAWSON											
Date	Game	TT	UT	AT	Sacks	Yds	Int	Yds	TD	FF	FR	TT	UT	AT	Sacks	Yds	Int	Yds	TD	FF	FR	TT	UT	AT	Sacks	Yds	Int	Yds	TD	FF	FR				
S 7	@ CHI	--- INACTIVE ---										1	0	1									1	1	0										
S 14	v MIA	--- RELEASED, 9/8 ---										5	3	2	1.0	11.0							3	2	1	1.0	5.0								
S 21	v SD											3	2	1								1	1	0											
S 28	@ HOU											2	1	1								1	1	0											
O 5	@ DET											5	4	1	2.0	7.0				I		0	0	0											
O 12	v NE											7	5	2	1.0	9.0						0	0	0											
O 19	v MIN											5	3	2	1.5	12.5						1	1	0											
O 26	@ NYJ											0	0	0								4	4	0											
N 9	v KC											4	3	1	2.0	8.0						1	1	0											
N 13	@ MIA											3	3	0						I		1	1	0											
N 24	v NYJ											5	4	1	2.0	9.0						0	0	0											
N 30	v CLE											3	1	2							I	I	1	1	0										
D 7	@ DEN											2	2	0								0	0	0											
D 14	v GB											4	3	1								1	0	1											
D 21	@ OAK											2	1	1								0	0	0											
D 28	@ NE																																		
2014 TOTALS		0	0	0	0.0	0.0	0	0	0	0	0	51	35	16	9.5	56.5	0	0	0	3	1	15	13	2	1.0	5.0	0	0	0	0	0				
NFL CAREER		0	0	0	0.0	0.0	0	0	0	0	0	142	98	44	24.5	145.0	0	0	0	5	1	406	302	104	23.0	137.0	3	0	0	8	6				
w/BUFFALO		0	0	0	0.0	0.0	0	0	0	0	0	93	65	28	19.5	122.0	0	0	0	5	1	(LG: 0)						15	13	2	1.0	5.0			
		(LG: 0)																																	

92 JARIUS WYNN												93 BRYAN JOHNSON												94 MARIO WILLIAMS												
Date	Game	TT	UT	AT	Sacks	Yds	Int	Yds	TD	FF	FR	TT	UT	AT	Sacks	Yds	Int	Yds	TD	FF	FR	TT	UT	AT	Sacks	Yds	Int	Yds	TD	FF	FR					
S 7	@ CHI	2	2	0								--- PRACTICE SQUAD ---										2	2	0	1.0	7.0										
S 14	v MIA	1	1	0								--- PRACTICE SQUAD ---										1	1	0	1.0	4.0										
S 21	v SD	2	2	0								--- PRACTICE SQUAD ---										5	4	1												
S 28	@ HOU	2	0	2								--- PRACTICE SQUAD ---										2	2	0	0.5	0.0										
O 5	@ DET	1	1	0								--- PRACTICE SQUAD ---										3	3	0	1.0	2.0										
O 12	v NE	1	0	1								--- PRACTICE SQUAD ---										4	3	1	1.0	6.0										
O 19	v MIN	1	0	1								--- PRACTICE SQUAD ---										1	1	0	1.0	2.0										
O 26	@ NYJ	3	2	1	1.0	7.0						--- PRACTICE SQUAD ---										2	2	0						I						
N 9	v KC	1	0	1							I	--- PRACTICE SQUAD ---										2	2	0	1.0	3.0										
N 13	@ MIA	--- INACTIVE ---										--- DID NOT PLAY ---										5	4	1	3.5	21.0										
N 24	v NYJ	--- INACTIVE ---										--- INACTIVE ---										3	3	0	2.0	15.0										
N 30	v CLE	--- INACTIVE ---										--- PRACTICE SQUAD ---										1	1	0												
D 7	@ DEN	--- INACTIVE ---										--- PRACTICE SQUAD ---										2	2	0												
D 14	v GB	--- INACTIVE ---										--- PRACTICE SQUAD ---										4	3	1	1.0	10.0				I						
D 21	@ OAK	0	0	0								--- PRACTICE SQUAD ---										4	3	1	0.5	3.5										
D 28	@ NE											--- PRACTICE SQUAD ---																								
2014 TOTALS		14	8	6	1.0	7.0	0	0	0	0	1	0	0	0	0.0	0.0	0	0	0	0	0	41	36	5	13.5	73.5	0	0	0	2	0					
NFL CAREER		59	42	17	9.5	55.5	0	0	0	0	1	0	0	0	0.0	0.0	0	0	0	0	0	366	293	73	90.0	522.5	0	0	0	16	5					
w/BUFFALO		14	8	6	1.0	7.0	0	0	0	0	1	0	0	0	0.0	0.0	0	0	0	0	0	125	101	24	37.0	202.0	0	0	0	5	2					

95 KYLE WILLIAMS												96 STEFAN CHARLES												97 CORBIN BRYANT											
Date	Game	TT	UT	AT	Sacks	Yds	Int	Yds	TD	FF	FR	TT	UT	AT	Sacks	Yds	Int	Yds	TD	FF	FR	TT	UT	AT	Sacks	Yds	Int	Yds	TD	FF	FR				
S 7	@ CHI	1	0	1				1	2	0		1	0	1								0	0	0											
S 14	v MIA	4	3	1	1.0	10.0						1	1	0	1.0	6.0						1	1	0											
S 21	v SD	4	4	0								0	0	0								0	0	0											
S 28	@ HOU	2	1	1								3	1	2								1	1	0											
O 5	@ DET	--- INACTIVE ---										2	2	0									1	0	1										
O 12	v NE	2	2	0								1	1	0								0	0	0											
O 19	v MIN	5	2	3								1	0	1								0	0	0											
O 26	@ NYJ	2	2	0	2.0	10.0						1	0	1								4	2	2	1.0	4.0				I					
N 9	v KC	4	3	1								1	0	1								0	0	0											
N 13	@ MIA	5	4	1								1	1	0	1.0	12.0						1	0	1	0.5	2.0									
N 24	v NYJ	1	1	0	1.0	8.0						1	1	0								1	1	0											
N 30	v CLE	3	2	1	1.0	8.0						2	1	1								0	0	0											
D 7	@ DEN	3	3	0								1	1	0								1	1	0											
D 14	v GB	0	0	0								2	1	1								1	0	1											
D 21	@ OAK	4	3	1	0.5	3.5						4	1	3								2	1	1											
D 28	@ NE																																		
2014 TOTALS		40	30	10	5.5	39.5	1	2	0	0	0	22	11	11	2.0	18.0	0	0	0	0	1	13	7	6	1.5	6.0	0	0	0	1	0				
		(LG: 2)																																	
NFL CAREER		544	334	210	34.5	218.5	1	2	0	3	4	34	19	15	3.0	25.0	0	0	0	0	1	1	27	14	13	2.5	13.0	0	0	0	1	0			
		(LG: 2)																																	
w/BUFFALO		544	334	210	34.5	218.5	1	2	0	3	4	34	19	15	3.0	25.0	0	0	0	0	1	1	27	14	13	2.5	13.0	0	0	0	1	0			
		(LG: 2)																																	

2014 GAME-BY-GAME DEFENSIVE STATS (DEF. LINE cont.)

Shaded rows indicates games started

		99 MARCELL DAREUS									
Date	Game	TT	UT	AT	Sacks	Yds	Int	Yds	TD	FF	FR
S 7	@ CHI	3	2	1							
S 14	v MIA	2	2	0							
S 21	v SD	5	3	2	1.0	1.0					
S 28	@ HOU	4	4	0	1.0	2.0					
O 5	@ DET	5	5	0	3.0	18.0				1	
O 12	v NE	3	2	1							
O 19	v MIN	4	3	1	2.0	19.0					
O 26	@ NYJ	1	1	0							
N 9	v KC	7	4	3	3.0	15.0					
N 13	@ MIA	2	1	1							
N 24	v NYJ	1	0	1							
N 30	v CLE	3	1	2							
D 7	@ DEN	3	3	0							
D 14	v GB	4	3	1							
D 21	@ OAK	1	1	0							
D 28	@ NE										
2014 TOTALS		48	35	13	10.0	55.0	0	0	0	1	0
NFL CAREER		201	139	62	28.5	182.5	0	0	0	2	2
w/BUFFALO		201	139	62	28.5	182.5	0	0	0	2	2

2014 BIG PLAYS

BILLS BIG PLAYS

◀ or ◀◀ Indicates plays on same drive

Date Game		BILLS 10+ YARD RUSHES			BILLS 20+ YARD PASSES		
Date	Game	Gain, Player	Qtr.	Drive Result	Gain, Player	Qtr.	Drive Result
S 7	@ CHI	47, Dixon	2	Punt	32, Manuel-Woods	1	TD-R
		11, Spiller	3	Punt	25, Manuel-Watkins	1	Punt
		13, Spiller	OT	◀ FG	25, Manuel-Woods	4	FG
		38, Jackson	OT	◀ FG	20, Manuel-Mi.Williams	OT	◀ FG
S 14	v MIA	11, Jackson	1	◀ Punt	28, Manuel-Watkins	1	◀ Punt
		47, Spiller	3	TD-P	28, Manuel-Jackson	1	FG
S 21	v SD	17, Jackson	3	TD-P	22, Manuel-Chandler	1	FG
S 28	@ HOU	22, Spiller	1	FG	30, Manuel-Watkins	2	FG
O 5	@ DET	14, Jackson	2	TD-P	21, Manuel-Jackson	2	◀ FG
		10, Jackson	3	FG	37, Manuel-Chandler	2	◀ FG
O 12	v NE	12, Spiller	2	Fumble	25, Manuel-Spiller	4	Downs
O 19	v MIN	53, Spiller	2	FG	21, Manuel-Chandler	4	Downs
		12, Dixon	3	Fumble	80t, Manuel-Mi.Williams	4	TD-P
O 26	@ NYJ	none			21, Orton-Hogan	2	◀ FG
N 9	v KC	10, Jackson	1	Punt	26, Orton-Jackson	2	◀ FG
		10, B.Brown	2	Punt	42, Orton-Goodwin	4	TD-P
		13, Dixon	3	◀ Fumble	22, Orton-Watkins	4	Punt
		12, Brown	3	◀ Fumble	20, Orton-Watkins	4	FG
		14, Brown	3	◀◀ FG	28, Orton-Chandler	2	TD-P
		27, Dixon	3	◀◀ FG	22, Orton-Chandler	3	◀ TD-R
N 13	@ MIA	none			20, Orton-Watkins	3	◀ TD-R
N 24	v NYJ	10, Orton	3	FG	24, Orton-Hogan	3	Punt
N 30	v CLE	30t, Dixon	4	◀ TD-R	35, Orton-Woods	4	TD-P
		none			26t, Orton-Watkins	2	TD-P
D 7	@ DEN	12, Jackson	1	Downs	24, Orton-Chandler	4	◀ TD-P
		11, Dixon	1	◀ FG	28, Orton-Hogan	4	◀ TD-P
		12, Goodwin	1	◀ FG	25, Orton-Woods	1	◀ TD-P
D 14	v GB	12, B.Brown	2	◀ FG	22t, Orton-Woods	1	◀ TD-P
		10, Jackson	3	FG	84, Orton-Watkins	2	TD-R
		13, Jackson	3	◀◀ FG	61t, Orton-Watkins	4	TD-P
D 21	@ OAK	none			25t, Orton-Hogan	1	TD-P
					20, Orton-Woods	1	Punt
					none		
					27, Orton-Woods	2	TD-P
					37, Orton-Woods	4	◀ TD-R
					30, Orton-Gray	1	INT
					20, Orton-Jackson	3	◀ TD-P
					34, Orton-Woods	3	◀ TD-P
					41, Orton-Gray	4	FG
					35, Orton-Watkins	3	INT
					21, Orton-Watkins	4	TD-P
					23, Orton-Chandler	4	TD-R
					28, Orton-Watkins	2	◀ FG
					40, Orton-B.Brown	3	◀◀ FG
					20, Orton-Jackson	4	FG
					42t, Orton-Watkins	1	TD-P
					31, Orton-Hogan	3	◀ TD-P
					29t, Orton-Chandler	4	◀ TD-P
					34, Orton-Jackson	4	◀◀ TD-P
					30t, Orton-Woods	4	◀◀ TD-P
		27 10+ yard rushes			49 20+ yard passes		

2014 BIG PLAYS (cont.)

OPPONENTS BIG PLAYS

◀ or ◀◀ or ◀◀◀ Indicates plays on same drive

		OPPONENTS 10+ YARD RUSHES			OPPONENTS 20+ YARD PASSES		
Date	Game	Gain, Player	Qtr.	Drive Result	Gain, Player	Qtr.	Drive Result
S 7	@ CHI	14, Forte	2	Fumble	44, Cutler-Jeffery	1	TD-P
S 14	v MIA	13, Forte	OT	Punt	none		
S 21	v SD	14, D.Brown	1	◀ TD-P	49, Rivers-Floyd	1	◀ TD-P
S 28	@ HOU	11, Fitzpatrick	2	◀ TD-P	23, Rivers-Royal	1	◀◀ FG
O 5	@ DET	13, Winn	1	Punt	20, Rivers-Green	2	◀◀ FG
O 12	v NE	16, Winn	3	◀ FGA	49, Rivers-Floyd	2	FG
O 19	v MIN	10, Edelman	2	TD-P	26, Rivers-Green	3	TD-P
O 26	@ NYJ	10, Ridley	3	◀ TD-P	25, Fitzpatrick-A.Johnson	2	Fumble
O 19	v MIN	11, McKinnon	1	Punt	35t, Fitzpatrick-Hopkins	2	◀ TD-P
O 26	@ NYJ	21, Felton	1	Punt	24, Fitzpatrick-Prosch	3	Punt
N 9	v KC	29, McKinnon	3	Punt	28, Stafford-Bush	1	TD-P
N 13	@ MIA	11, Asiata	3	Punt	25, Stafford-Tate	3	◀ FGA
N 24	v NYJ	13, McKinnon	4	Punt	55, Stafford-Tate	4	FGA
N 30	v CLE	12, Vick	2	Fumble	43t, Brady-Tyms	3	◀ TD-P
D 7	@ DEN	24, Vick	2	TD-R	33, Brady-Gronkowski	3	FG
D 14	v GB	14, Vick	3	Fumble	20, Brady-Edelman	4	◀ TD-P
D 21	@ OAK	15, Powell	4	TD-R	56t, Brady-LaFell	4	◀ TD-P
		12, A.Smith	1	◀ FG	24, Bridgewater-Jennings	2	TD-P
		17, Charles	2	Punt	28, Bridgewater-Wright	4	FG
		39t, Charles	4	TD-R	20, Vick-Amaro	1	TD-R
		18, Charles	4	TD-R	23, A.Smith-Bowe	1	◀ FG
		33, Miller	2	Fumble	27, A.Smith-Jenkins	1	Punt
		15, Tannehill	4	Punt	32, Tannehill-D.Williams	1	FG
		13, Conner	1	FG	31, Tannehill-Hartline	3	TD-P
		11, Ivory	2	Punt	34, Vick-Decker	3	INT
		15, C.Johnson	2	Half	28, G.Smith-Kerley	4	Game
		17, Ivory	3	Punt	30, Hoyer-Austin	2	FGA
		11, Crowell	4	◀ TD-R	24, Manziel-Dray	4	◀ TD-R
		10t, Manziel	4	◀ TD-R	38, Manning-Welker	1	TD-R
		18, West	4	Game	37, Manning-Sanders	2	Fumble
		13, Sanders	2	TD-R	21, Manning-Welker	3	◀ TD-R
		47, Thompson	3	◀ TD-R	20., Rodgers-Lacy	3	Punt
		14, Thompson	3	FG	30, Rodgers-Nelson	4	FG
		10, Anderson	4	Punt	50, Carr-Thompkins	1	TD-P
		12, Lacy	1	Punt	51, Carr-Holmes	4	◀◀ TD-P
		19, Rodgers	1	◀ FG			
		12, Starks	1	◀ FG			
		15, Lacy	1	◀◀ TD-R			
		17, Lacy	1	◀◀ TD-R			
		22, Lacy	1	◀◀ TD-R			
		12, Cobb	4	INT			
		15, Murray	2	FG			
		25, Murray	3	◀ FG			
		17, Murray	3	◀ FG			
		12, McFadden	3	FG			
		25, McFadden	4	◀◀ TD-P			
		46 10+ yard rushes			34 20+ yard passes		

2014 GOAL TO GO

OFFENSE						DEFENSE					
Date	Opponent	#	Qtr.	Result	(pts)	Date	Opponent	#	Qtr.	Result	(pts)
9/7	@CHI	1	1	TD	(7)	9/21	SD	1	1	TD	(7)
9/7	@CHI	2	2	TD	(7)	9/21	SD	2	2	FG	(3)
9/7	@CHI	3	5	FG	(3)	9/21	SD	3	3	TD	(7)
9/14	MIA	4	1	FG	(3)	10/12	NE	4	2	TD	(7)
9/28	@HOU	5	2	TD	(7)	10/19	MIN	5	2	TD	(7)
10/5	@DET	6	4	TD	(7)	10/26	@NYJ	6	2	TD	(7)
10/12	NE	7	2	TD	(7)	10/26	@NYJ	7	2	TD	(7)
10/12	NE	8	3	TD	(7)	10/26	@NYJ	8	4	TD	(7)
10/12	NE	9	3	TD	(7)	11/9	KC	9	4	TD	(7)
10/19	MIN	10	2	FG	(3)	11/24	NYJ	10	1	FG	(3)
10/19	MIN	11	4	TD	(7)	11/30	CLE	11	1	TD	(7)
10/26	@NYJ	12	1	TD	(7)	12/7	@DEN	12	2	TD	(7)
10/26	@NYJ	13	2	TD	(7)	12/7	@DEN	13	3	TD	(7)
10/26	@NYJ	14	3	FG	(3)	12/14	GB	14	2	TD	(7)
11/9	KC	15	2	FG	(3)	12/21	@OAK	15	2	TD	(7)
11/24	NYJ	16	1	TD	(7)	12/21	@OAK	16	3	TD	(7)
11/24	NYJ	17	2	TD	(7)						
11/24	NYJ	18	3	TD	(7)						
11/30	CLE	19	3	TD	(7)						
12/7	@DEN	20	4	TD	(7)						
12/7	@DEN	21	4	TD	(7)						
12/14	GB	22	2	FG	(3)						

2014 Breakdown:	22 times inside 16 touchdowns 6 Field Goals	2014 Breakdown:	16 times inside 14 touchdowns 2 Field Goals
Scoring Percentage:	100% (22 of 22)	Scoring Percentage:	100% (16 of 16)
Failed to Score:	0% (0 of 0)	Failed to Score:	0% (0 of 0)
TD Percentage:	73% (16 of 22)	TD Percentage:	87% (14 of 16)
FG Percentage:	27% (6 of 22)	FG Percentage:	13% (2 of 16)

2014 INSIDE THE 20

OFFENSE						DEFENSE					
Date	Opponent	#	Qtr.	Result	(pts)	Date	Opponent	#	Qtr.	Result	(pts)
9/7	@CHI	1	1	TD	(7)	9/7	@CHI	1	1	TD	(7)
9/7	@CHI	2	2	TD	(7)	9/7	@CHI	2	3	TD	(7)
9/7	@CHI	3	4	FG	(3)	9/7	@CHI	3	4	FG	(3)
9/7	@CHI	4	4	FG	(3)	9/14	MIA	4	3	FG	(3)
9/14	MIA	5	1	FG	(3)	9/14	MIA	5	3	TD	(7)
9/14	MIA	6	1	FG	(3)	9/21	SD	6	1	TD	(7)
9/14	MIA	7	2	FG	(3)	9/21	SD	7	2	FG	(3)
9/14	MIA	8	3	TD	(7)	9/21	SD	8	2	FG	(3)
9/14	MIA	9	4	FG	(3)	9/21	SD	9	3	TD	(7)
9/14	MIA	10	4	Mi. FG	(0)	9/28	@HOU	10	3	FG	(3)
9/14	MIA	11	4	FG	(3)	10/5	@DET	11	1	TD	(7)
9/21	SD	12	3	TD	(7)	10/12	NE	12	1	Mi. FG	(0)
9/21	SD	13	4	Downs	(0)	10/12	NE	13	2	TD	(7)
9/28	@HOU	14	2	FG	(3)	10/12	NE	14	4	TD	(7)
9/28	@HOU	15	2	TD	(7)	10/19	MIN15	2	TD	(7)	
9/28	@HOU	16	3	INT	(0)	10/19	MIN16	4	FG	(3)	
10/5	@DET	17	1	FG	(3)	10/26	@NYJ	17	2	TD	(7)
10/5	@DET	18	3	FG	(3)	10/26	@NYJ	18	2	TD	(7)
10/5	@DET	19	4	TD	(7)	10/26	@NYJ	19	4	TD	(7)
10/12	NE	20	2	TD	(7) 11/9	KC	20	1	FG	(3)	
10/12	NE	21	3	TD	(7) 11/9	KC	21	4	TD	(7)	
10/12	NE	22	4	TD	(7) 11/13	MIA	22	1	FG	(3)	
10/19	MIN	23	2	FG	(3)	11/13	MIA	23	2	Fumb.	(0)
10/19	MIN	24	3	Fumble	(0)	11/13	MIA	24	3	TD	(7)
10/19	MIN	25	4	TD	(7)	11/13	MIA	25	4	TD	(7)
10/26	@NYJ	26	1	TD	(7)	11/13	MIA	26	4	FG	(3)
10/26	@NYJ	27	2	TD	(7)	11/24	NYJ	27	1	FG	(3)
10/26	@NYJ	28	3	FG	(3)	11/30	CLE	28	1	TD	(7)
10/26	@NYJ	29	3	FG	(3)	11/30	CLE	29	2	Mi. FG	(7)
10/26	@NYJ	30	4	TD	(7)	12/7	@DEN	30	1	TD	(7)
11/9	KC	31	2	FG	(3)	12/7	@DEN	31	2	TD	(7)
11/9	KC	32	3	Fumble	(0)	12/7	@DEN	32	2	Fumb.	(0)
11/9	KC	33	3	FG	(3)	12/7	@DEN	33	3	TD	(7)
11/9	KC	34	4	Downs	(0)	12/14	GB	34	2	TD	(7)
11/13	MIA	35	1	FG	(3)	12/21	@OAK	35	2	TD	(7)
11/13	MIA	36	2	FG	(3)	12/21	@OAK	36	2	FG	(3)
11/24	NYJ	37	1	TD	(7)	12/21	@OAK	37	3	FG	(3)
11/24	NYJ	38	2	TD	(7)	12/21	@OAK	38	3	TD	(7)
11/24	NYJ	39	3	TD	(7)						
11/30	CLE	40	2	INT	(0)						
11/30	CLE	41	3	TD	(7)						
11/30	CLE	42	4	FG	(3)						
11/30	CLE	43	4	FG	(3)						
11/30	CLE	44	4	FG	(3)						
12/7	@DEN	45	3	INT	(0)						
12/7	@DEN	46	4	TD	(7)						
12/7	@DEN	47	4	TD	(7)						
12/14	GB	48	2	FG	(3)						
12/14	GB	49	2	FG	(3)						
12/14	GB	50	3	FG	(3)						
12/14	GB	51	3	FG	(3)						

2014 Breakdown: 51 times inside
19 touchdowns
24 field goals

Scoring Percentage: 84% (43 of 51)
Failed to Score: 16% (8 of 51)
TD Percentage: 37% (19 of 51)
FG Percentage: 47% (24 of 51)

2014 Breakdown: 38 times inside
22 touchdowns
12 field goals

Scoring Percentage: 89% (34 of 38)
Failed to Score: 11% (4 of 38)
TD Percentage: 58% (22 of 38)
FG Percentage: 32% (12 of 38)

THE LAST TIME...

PUNT RETURNED FOR A TD

By Bills: Marcus Thigpen vs. Green Bay Packers 12/14/14 (75 yards)
By Opponent: Travis Benjamin at Cleveland Browns, 10/3/13 (79 yards)

KICKOFF RETURNED FOR A TD

By Bills: CJ Spiller vs. Miami Dolphins 9/14/14 (102+ yards)
By Opponent: Marcus Thigpen vs. Miami Dolphins, 11/15/12 (96 yards)

INTERCEPTION RETURNED FOR A TD

By Bills: Da'Norris Searcy (32 yards) vs. New York Jets, 11/17/13
By Opponent: Rashean Mathis (41 yards) at Detroit Lions, 10/5/14

AT LEAST TWO INTERCEPTIONS IN A GAME

By Bills: Bacarri Rambo (2) vs. Green Bay Packers, 12/14/14
By Opponent: Lavonte David (2) at Tampa Bay Buccaneers, 12/8/13

FUMBLE RETURNED FOR A TD

By Bills: Jerry Hughes vs. Cleveland Browns (18 yards), 11/30/14
By Opponent: Shaun Ellis at New York Jets (11 yards), 12/14/08

PUNT BLOCKED

By Bills: Boobie Dixon vs. New York Jets 11/24/14
By Opponent: Chris Clemons at Miami Dolphins, 11/20/11

PUNT BLOCK RETURNED FOR A TD

By Bills: Boobie Dixon vs. New York Jets 11/24/14 (in end zone – Recovered in end zone by LB Manny Lawson)
By Opponent: Lex Hilliard at Miami Dolphins, 11/20/11 (in end zone – Chris Clemons blocked P Brian Moorman's punt)

FIELD GOAL BLOCKED

By Bills: Mario Williams vs. Green Bay Packers, 12/14/14
By Opponent: Joe Haden vs. Cleveland Browns, 11/30/14

FIELD GOAL BLOCK RETURNED FOR TD

By Bills: Cornelius Bennett vs. Denver Broncos, 9/30/90 (80 yards after Nate Odomes blocked David Treadwell's att.)
By Opponent: Lemar Parrish, Cincinnati Bengals, 11/8/70 (83 yards after Ken Riley blocked Grant Guthrie's att.)

EXTRA POINT BLOCKED

By Bills: Alex Carrington at San Diego Chargers, 12/11/11
By Opponent: Israel Idonije, vs. Chicago Bears, 11/7/10

EXTRA POINT MISSED/FAILED

By Bills: Missed – Jake Ariens vs. Miami Dolphins, 11/25/02 (wide right)
Failed- Dan Carpenter at New York Jets, 10/26/14 (hit left upright)
By Opponent: Missed- Doug Brien at Minnesota Vikings, 9/15/02 (2 times, both wide left)
Failed- Pete Stoyanovich vs. Miami Dolphins, 9/26/93 (bobbled snap)

TWO POINT CONVERSION ATTEMPTED and SUCCESSFUL

By Bills: Kyle Orton pass to Robert Woods vs. New England Patriots, 10/12/14
By Opponent: Tom Brady pass to Julian Edelman at New England Patriots, 12/29/13

TWO POINT CONVERSION FAILED

By Bills: Rian Lindell pass incomplete vs. St. Louis Rams, 12/9/12
By Opponent: Michael Vick pass to Jeremy Kerley is incomplete at New York Jets, 10/26/14

SAFETY RECORDED

By Bills: E. Lacy tackled in end zone for a team safety vs. Green Bay Packers, 12/14/14
By Opponent: Kyle Orton receives intentional grounding penalty in end zone at Miami Dolphins, 11/13/2014

100 YARD INDIVIDUAL RUSHING GAME

By Bills: C.J. Spiller (105 yards) at New England Patriots, 12/29/13
By Opponent: Jerick McKinnon (103 yards) vs. Minnesota Vikings, 10/19/14

THE LAST TIME...

200 YARD INDIVIDUAL RUSHING GAME

By Bills: Fred Jackson (212 yards) vs. Indianapolis Colts, 1/3/10

By Opponent: Reggie Bush (203 yards) vs. Miami Dolphins, 12/18/11

TWO 100 YARD RUSHERS IN THE SAME GAME

By Bills: Fred Jackson (115 yards) and Marshawn Lynch (107 yards) vs. Miami Dolphins, 12/9/07

By Opponent: Stevan Ridley (106 yards) and Brandon Bolden (137 yards) vs. New England Patriots, 9/30/12

100 YARD INDIVIDUAL RECEIVING GAME

By Bills: Sammy Watkins (127 yards) at Denver Broncos, 12/7/14

By Opponent: Golden Tate (134 yards) at Detroit Lions, 10/5/14

200 YARD INDIVIDUAL RECEIVING GAME

By Bills: Lee Evans (265 yards) at Houston Texans, 11/19/06

By Opponent: Wes Welker (217 yards) vs. New England Patriots, 9/25/11

TWO 100 YARD RECEIVERS IN THE SAME GAME

By Bills: Steve Johnson (158 yards) and Lee Evans (105 yards) at Baltimore Ravens, 10/24/10

By Opponent: Santonio Holmes (154 yards) and Stephen Hill (108 yards) at New York Jets, 9/22/13

300+ YARD INDIVIDUAL PASSING GAME

By Bills: Kyle Orton (329) at Oakland Raiders, 12/21/14

By Opponent: Tom Brady (361) vs. New England Patriots, 10/12/14

FIVE TOUCHDOWNS RUSHING

By Bills: Cookie Gilchrist vs. New York Titans, 12/8/63

By Opponent: Never accomplished

AT LEAST FOUR TOUCHDOWNS RUSHING

By Bills: Willis McGahee at Seattle Seahawks, 11/28/04

By Opponent: Clarence Williams at San Diego Chargers, 9/16/79

AT LEAST THREE TOUCHDOWNS RUSHING

By Bills: Willis McGahee at Seattle Seahawks, 11/28/04

By Opponent: C.J. Anderson (3) at Denver Broncos, 12/7/14

AT LEAST TWO TOUCHDOWNS RUSHING

By Bills: Fred Jackson (2) at Cleveland Browns, 10/3/13

By Opponents: C.J. Anderson (3) at Denver Broncos, 12/7/14

FOUR TD RECEPTIONS

By Bills: Don Beebe vs. Pittsburgh Steelers, 9/8/91

By Opponents: Randy Moss vs. New England Patriots, 11/18/07

AT LEAST THREE TD RECEPTIONS

By Bills: Steve Johnson at Cincinnati Bengals, 11/21/10

By Opponents: Marvin Harrison at Indianapolis Colts, 9/23/01

AT LEAST TWO TD RECEPTIONS

By Bills: Sammy Watkins (2) vs. Minnesota Vikings, 10/19/14

By Opponents: Brandon LaFell (2) vs. New England Patriots, 10/12/14

SIX TD PASSES

By Bills: Jim Kelly vs. Pittsburgh Steelers, 9/8/91

By Opponents: Daryle Lamonic at Oakland Raiders, 10/19/69

AT LEAST FIVE TD PASSES

By Bills: Jim Kelly vs. Cincinnati Bengals, 10/21/91

By Opponent: Drew Brees at New Orleans Saints, 10/27/13

THE LAST TIME...

AT LEAST FOUR TD PASSES

By Bills: Kyle Orton (4) at New York Jets, 10/26/14

By Opponent: Tom Brady (4) vs. New England Patriots, 10/12/14

AT LEAST THREE TD PASSES

By Bills: Kyle Orton (3) at Oakland Raiders, 12/21/14

By Opponents: Tom Brady (4) vs. New England Patriots, 10/12/14

AT LEAST THREE SACKS

By Bills: (3.5) Mario Williams at Miami Dolphins, 11/13/14

By Opponent: (3.0) Everson Griffen vs. Minnesota Vikings, 10/19/14

LAST OVERTIME GAME

By Bills: 9/7/14 at Chicago Bears (23-20) W

WON IN OVERTIME

By Bills: 9/7/14 at Chicago Bears (23-20)

By Opponent: 12/1/13 vs. Atlanta Falcons (31-34)

SHUTOUT RECORDED

By Bills: 12/22/13 vs. Miami Dolphins (19-0)

By Opponent: 12/28/08 vs. New England Patriots (13-0)

AT LEAST 200-YARDS RUSHING

By Bills: 203 vs. Miami Dolphins, 12/22/13

By Opponent: 267 at New England Patriots, 12/29/13

AT LEAST 300-YARDS RUSHING

By Bills: 315 vs. Atlanta Falcons, 11/22/92

By Opponent: 311 at San Francisco, 10/7/12

AT LEAST 400 NET YARDS PASSING

By Bills: 437 at Minnesota Vikings, 9/15/02

By Opponent: 422 at Atlanta Falcons, 12/23/01

AT LEAST 300 NET YARDS PASSING

By Bills: 308 at Oakland Raiders, 12/21/14

By Opponent: 346 vs. New England Patriots, 10/12/14

AT LEAST 500 TOTAL YARDS

By Bills: 514 at Baltimore Ravens, 10/24/10

By Opponent: 513 at New York Jets, 9/22/13

AT LEAST 400 TOTAL YARDS

By Bills: 415 at Denver Broncos, 12/7/14

By Opponent: 423 vs. Atlanta Falcons, 12/1/13

50 OR MORE POINTS

By Bills: 54 at Kansas City Chiefs, 11/23/08

By Opponent: 52 vs. New England Patriots, 9/30/12

40 OR MORE POINTS

By Bills: 43 at New York Jets, 10/26/14

By Opponent: 45 at San Francisco, 10/7/12

SCORED A TOUCHDOWN ON OFFENSE, DEFENSE AND SPECIAL TEAMS

By Bills: at Denver Broncos, 12/24/11 (C. Spiller rushing TD, J. Byrd interception return, L. McKelvin punt return)

By Opponent: at Cleveland Browns 10/3/13 (Josh Gordon receiving TD, T.J. Ward interception return, Travis Benjamin punt return TD)

2014 TURNOVER ANALYSIS

*touchback upon turnover

OFFENSIVE TURNOVERS

Date	Opponent	Turnover	Yardline	Qtr.	Result (Pts.)
9/7	at CHI	Interception	CHI 44	3	TD (7)
9/14	at HOU	Interception	HOU 20	3	TD (7)
9/28	at HOU	Interception	HOU 15	4	Kneel (0)
10/5	at DET	Interception	BUF 38	2	TD (7)
10/12	vs. NE	Interception	NE 39	2	TD (7)
10/12	vs. NE	Fumble	BUF 24	2	FG (3)
10/12	vs. NE	Fumble	BUF 42	2	FG (3)
10/19	vs. MIN	Fumble	MIN 12	1	Punt (0)
10/19	vs. MIN	Fumble	BUF 27	1	FG (3)
10/19	vs. MIN	Interception	MIN 41	2	FG (3)
10/19	vs. MIN	Fumble	MIN 18	3	Punt (0)
11/9	vs. KC	Fumble	KC 5	3	Punt (0)
11/9	vs. KC	Fumble	BUF 36	4	End Game (0)
11/30	vs. CLE	Interception	CLV 7	2	Mi. FG (0)
11/30	vs. CLE	Interception	BUF 25	3	Punt (0)
12/14	vs. GB	Interception	GB 34	2	Punt (0)
12/21	at OAK	Interception	OAK 16	1	Punt (0)
12/21	at OAK	Interception	BUF 26	4	Mi. FG (0)

DEFENSIVE TURNOVERS

Date	Opponent	Turnover	Yardline	Qtr.	Result (Pts.)
9/7	at CHI	Fumble	CHI 46	2	FG (3)
9/7	at CHI	Interception	CHI 15	2	TD (7)
9/7	at CHI	Interception	BUF 33	4	FG (3)
9/14	vs. MIA	Interception	BUF 10	4	Kneel (0)
9/28	at HOU	Fumble	HOU 49	2	TD (7)
9/28	at HOU	Interception	BUF37	2	Punt (0)
9/28	at HOU	Interception	HOU 19	3	INT (0)
10/5	at DET	Interception	BUF 38	2	FG (3)
10/5	at DET	Fumble	DET 20	4	End of Game (0)
10/19	vs. MIN	Interception	BUF 29	1	Punt (0)
10/19	vs. MIN	Interception	MIN 26	1	TD (7)
10/26	at NYJ	Interception	NYJ 49	1	Punt (0)
10/26	at NYJ	Interception	NYJ 45	1	Punt (0)
10/26	at NYJ	Interception	NYJ 1	1	TD (7)
10/26	at NYJ	Fumble	NYJ 31	2	FG (3)
10/26	at NYJ	Fumble	NYJ 10	3	FG (3)
10/26	at NYJ	Interception	NYJ 14	4	TD (7)
10/26	at NYJ	Fumble	NYJ 10	3	FG (3)
11/9	vs. KC	Fumble	KC 31	2	FG (3)
11/13	at MIA	Fumble	BUF 12	2	FG (3)
11/24	vs. NYJ	Interception	NYJ 16	3	TD (7)
11/30	vs. CLE	Interception	CLV 35	2	Bl. FG (0)
11/30	vs. CLE	Fumble	CLV 18	3	TD (7)
11/30	vs. CLE	Interception	CLV 24	4	FG (3)
12/7	at DEN	Interception	BUF 20	2	Punt (0)
12/7	at DEN	Fumble	BUF 8	2	Half (0)
12/7	at DEN	Interception	BUF 14	3	INT (0)
12/14	vs. GB	Interception	GB 45	3	Punt (0)
12/14	vs. GB	Interception	BUF 20	4	FG (3)

SPECIAL TEAMS TURNOVERS

Date	Opponent	Turnover	Yardline	Qtr.	Result (Pts.)
9/14	vs. MIA	Punt Block	MIA 17	1	FG (3)
9/14	vs. MIA	Muffed Punt	MIA 17	4	Mi. FG (0)

11/9	vs. KC	Fumble	BUF 26	4	TD	(7)
11/9	at MIA	Fumble on Safety Punt	MIA 39	3	Mi. FG	(0)
10/24	vs. NYJ	Punt Block	Endzone	3	TD	(7)
12/14	vs. GB	Field Goal Block	BUF 34	2	Punt	(0)

2014 ETCs

8-7 Regular Season Record
 3-2 In AFC East Games
 1-0 In AFC North Games
 0-1 In AFC South Games
 0-4 In AFC West Games
 4-0 In NFC Games

5-3 At Home
 3-4 On the Road
 5-6 Outdoors
 2-1 In Domed Stadiums
 1-3 On Grass

3-1 In 3-point or less Games
 2-4 When Won Coin Toss
 5-3 When Lost Coin Toss
 4-4 When Scored First
 4-3 When Opp. Scored First
 1-0 In overtime games

7-1 When Yielding 20 Points or Less

5-3 When Scoring 21 Points or More

4-3 When Led at Halftime
 3-4 When Trailing at Halftime
 1-0 When Tied at Halftime

5-0 When Led at the End of 3rd Quarter
 2-6 When Trailing at the End of 3rd Quarter
 1-0 When Tied at the End of 3rd Quarter

0-0 When Buffalo has 100-Yard Rusher

1-0 When Opp. has 100-Yard Rusher

4-2 When Buffalo has 100-Yard Receiver

1-0 When Opp. has 100-Yard Receiver

1-2 When Buffalo has 300-Yard Passer

1-1 When Opp. has 300-Yard Passer

2014 INSTANT REPLAY

Buffalo has challenged 5 plays this season under the NFL's replay system.

Date	Opp.	Explanation	Result
9/14	MIA	Buffalo challenged the incomplete pass ruling	Reversed
9/28	HOU	Buffalo challenged the kick touched ruling	Reversed
10/12	NE	Buffalo challenged the pass completion ruling	Reversed
10/19	MIN	Buffalo challenged the pass completion ruling	Stands
11/24	NYJ	Buffalo challenged the pass completion ruling	Stands

REGULAR SEASON WEEK 1 – Bills 23, Bears 20
September 7, 2014 – Soldier Field – 62,425

The Buffalo Bills defeated the Chicago Bears in overtime by a score of 23-20 in their 2014 regular season. The Bills improved to 1-0 for the season with the win.

QB EJ Manuel proved prepared in his sophomore campaign. He went 16-for-22 for 173 yards and one touchdown, while adding another score on the ground. RB CJ Spiller was a true dual-threat for the Bills, recording 53 yards rushing and brining in a seven-yard touchdown pass.

Leading the way on the ground was RB Fred Jackson with seven rushes for 61 yards. His 38-yard run in overtime set up Dan Carpenter for the 27-yard game-winning field goal.

The Bills defense picked up where they left off last year, recording two sacks and three turnovers. CB Leodis McKelvin led all players with 13 tackles, while DT Kyle Williams recorded his first career interception.

Veteran CB Corey Graham had a tremendous game against his former team, recording three passes defended and interceptions Jay Cutler in the second quarter.

The Bills built a 17-7 halftime lead before the Bears tied things up at 17-17 heading into the fourth goal. The teams swapped field goals in the final quarter, forcing the NFL's first overtime of the 2014 season. K Dan Carpenter won the game as he converted his third field goal on the heels of a 20-yard pass from Manuel to WR Mike Williams and Jackson's 38-yard burst.

Leading the way for the Bears offense was QB Jay Cutler who threw for 349 yards and two touchdowns on 34-for-49 passing. The Bears' touchdowns were scored by WR Brandon Marshall, who finished tied for a game-high eight catches, and TE Martellus Bennett.

RB Matt Forte proved worthy of his reputation as an all-around threat, leading the Bears in both receiving (eight catches for 87 yards) and rushing (17 carries for 82 yards). K Robbie Gould was a perfect two for two in field goals.

The win marks Buffalo's first ever win in Chicago.

Buffalo will look to improve to 2-0 in their 2014 home opener against the Miami Dolphins on Sunday, September 14, 2014.

TEAM	1	2	3	4	OT	Final
BILLS	7	10	0	3	3	23
BEARS	7	0	10	3	0	20

TEAM	QTR.	TIME	SCORING PLAY	DRIVE	SCORE
CHI	1	11:35	M. Bennett 12 yd. pass from J. Cutler (R. Gould kick)	4-66, 1:55	0-7
BUF	1	6:52	E. Manuel 2 yd. run (D. Carpenter kick)	9-71, 4:43	7-7
BUF	2	8:07	D. Carpenter 50 yd. Field Goal	6-14, 3:23	10-7
BUF	2	5:30	C. Spiller 7 yd. pass from E. Manuel (D. Carpenter kick)	1-7, 0:06	17-7
CHI	3	9:34	R. Gould 41 yd. Field Goal	11-57, 5:26	17-10
CHI	3	4:23	B. Marshall 11 yd. pass from J. Cutler (R. Gould)	5-56, 2:30	17-17
BUF	4	4:02	D. Carpenter 33 yd. Field Goal	8-37, 3:50	20-17
CHI	4	0:30	R. Gould 37 yd. Field Goal	12-61, 3:32	20-20
BUF	5	9:45	D. Carpenter 27 yd. Field Goal	7-69, 3:34	23-20

BUF CHI

First Downs	15	29
Rushes-Yards	33-193	18-86
Net Passing Yards	273	341
Total Net Yards	167	286
Passing (A-C-I)	22-16-1	49-34-2
Sacked by Opp.	1-6	2-8
Punts-Average	5-43.0	4-40.0
Fumbles-Lost	1-0	1-1
Penalties	9-108	4-43
Time of Poss.	30:32	34:42

RUSHING

BILLS: F. Jackson 7-61; A. Dixon 5-60; C. Spiller 15-53; E. Manuel 6-19

BEARS: M. Forte 17-82; K. Carey 1-4

PASSING

BILLS: E. Manuel 16-22, 173 yards, 1 TD

BEARS: J. Cutler 34-49, 349 yards, 2 TDs

RECEIVING

BILLS: R. Woods 4-78; S. Watkins 3-31; F. Jackson 3-13; C. Spiller 3-11, 1 TD;

Mi. Williams 2-36; F. Summer 1-4

BEARS: M. Forte 8-87; B. Marshall 8-71, 1 TD; M. Bennett 8-70, 1 TD; A. Jeffery 5-71; S. Holmes 2-21; D. Rosario 1-12; J. Morgan 1-9; M. Spurlock 1-8

REGULAR SEASON WEEK 2 – Bills 29, Dolphins 10
September 14, 2014 – Ralph Wilson Stadium – 69,594

The Buffalo Bills christened their newly renovated stadium by defeating the rival Miami Dolphins by a score of 29-10 in the midst of a celebration of late owner Ralph Wilson. The Bills improved to 2-0 for the season with the win.

QB EJ Manuel put together his second consecutive solid outing, completing 16-of-26 passes for 202 yards and a touchdown. Rookie WR Sammy Watkins proved to be quickly comfortable in his new home, hauling in eight catches for 117 yards and his first career touchdown.

Special teams was a decisive factor, highlighted by a 102-yard kickoff return for a touchdown by CJ Spiller, a punt block by Boobie Dixon and a fumble recovery on a punt by Randell Johnson. In addition, Dan Carpenter retained his reputation for being one of the NFL's best as his made five field goals (from 27, 27, 31, 32 and 38).

The Bills defense turned in a dominating performance, shutting the Dolphins out in the first half and sacking Ryan Tannehill a season-high four times. Mario Williams, Stefan Charles, Jerry Hughes and Kyle Williams all registered a sack, with Kyle Williams' and Hughes' coming on back-to-back plays. LB Preston Brown led all Bills defenders with 13 tackles, while CB Leodis McKelvin added a late interception to close out the game.

Veteran CB Corey Graham continued his strong play, tallying three pass breakups for the second consecutive game.

The Bills built a 9-0 halftime lead on the leg of Dan Carpenter before the Dolphins were able to get on the scoreboard with a field goal to begin the third quarter. Buffalo grabbed momentum back thanks to the kickoff return by the electrifying Spiller. A touchdown pass from Manuel to Watkins, along with two more Carpenter field goals, allowed the Bills to expand their lead.

Leading the way for the Dolphins offense was QB Ryan Tannehill who threw for 241 yards and one touchdown on 31 for-49 passing. Tannehill's touchdown pass was hauled in by Mike Wallace, who made a spectacular one-handed back-shoulder grab in the corner of the end zone.

K Caleb Sturgis continues to build off of his strong 2013 rookie season, as he added another 34 yd. field goal to his stat line.

The win marks Buffalo's third straight win against the Dolphins. After two weeks of play, the Bills are alone in first place of the AFC East.

Buffalo will look to improve to 3-0 as the San Diego will visit Ralph Wilson Stadium on Sunday, September 21, 2014.

TEAM	1	2	3	4	Final
BILLS	6	3	14	6	29
DOLPHINS	0	0	10	0	10

TEAM	QTR.	TIME	SCORING PLAY	DRIVE	SCORE
BUF	1	4:47	D. Carpenter 27 yd. Field Goal	10-49, 4:46	3-0
BUF	1	0:22	D. Carpenter 27 yd. Field Goal	6-22, 1:50	6-0
BUF	2	10:22	D. Carpenter 31 yd. Field Goal	6-40, 2:15	9-0
MIA	3	9:35	C. Sturgis 34 yd. Field Goal	13-64, 5:25	9-3
BUF	3	9:23	C. Spiller 102 yd. kickoff return (D. Carpenter kick)	0-0, 0:12	16-3
MIA	3	3:15	M. Wallace 7 yd. pass from R. Tannehill (C. Sturgis kick)	11-64, 6:08	16-10
BUF	3	0:13	S. Watkins 12 yd. pass from E. Manuel (D. Carpenter kick)	6-77, 3:02	23-10

BUF MIA

First Downs	13	23
Rushes-Yards	33-113	21-80
Net Passing Yards	202	210
Total Net Yards	315	290
Passing (A-C-I)	26-16-1	49-31-1
Sacked by Opp.	0-0	4-31
Punts-Average	4-33.5	5-39.8
Fumbles-Lost	0-0	1-1
Penalties	6-40	3-20
Time of Poss.	31:17	28:43

RUSHING

BILLS: C. Spiller 12-69; F. Jackson 12-24; F. Summers 2-7; E. Manuel 4-6; M. Goodwin 1-4; B. Dixon 2-3

DOLPHINS: L. Miller 11-46; D. Williams

5-19; R. Tannehill 4-11; K. Moreno 1-4

PASSING

BILLS: E. Manuel 16-26, 202 yards, 1 TD

DOLPHINS: R. Tannehill 31-49, 241

yards, 1 TD

RECEIVING

BILLS: S. Watkins 8-117, 1 TD; F.

Jackson 2-27; S. Chandler 2-27; C.

Gragg 1-14; C. Spiller 1-9; R. Woods 1-5;

Mi. Williams 1-3

DOLPHINS: C. Clay 7-31; M. Wallace 5-

56, 1 TD; J. Landry 5-49; B. Hartline 5-

36; O. Darkwa 3-31; B. Gibson 3-27; L.

Miller 2-7; R. Matthews 1-4

REGULAR SEASON WEEK 3 – Bills 10, Chargers 22
September 21, 2014 – Ralph Wilson Stadium – 68,611

The Buffalo Bills dropped their first game of the 2014 season, falling 22-10 to the visiting San Diego Chargers. The Bills drop to 2-1 for the season with the loss.

QB EJ Manuel recorded season highs in completions (23) and passing yards (238), while throwing for a touchdown in his third consecutive game. He avoided committing any turnovers for the second straight game. The Bills longest play of the day, a 37-yard catch and run by TE Scott Chandler, came thanks to EJ Manuel escaping several would be tackles in the backfield. RB Fred Jackson led the way on the ground and through the air for the Bills, rushing six times for 34 yards and catching eight passes for 78 yards and a touchdown.

Special teams continues to be a bright spot as K Dan Carpenter connected on a 45-yard field goal and Colton Schmidt boomed a 52-yard punt.

On the defensive side, S Aaron Williams led all tacklers with 14, setting the highest tackle total for any Bills player in a game this season. Manny Lawson recorded his first sack of the year. Corey Graham continues his high level of play, picking up his seventh pass defended of the season. The Bills defense had six tackles for loss and four quarterback hits.

The Chargers built a 10-0 lead before the Bills got on the board with a field goal. The Chargers immediately responded, adding a 37-yard Nick Novak field goal just before halftime. San Diego extended its lead to 20-3 with a five yard touchdown pass from Philip Rivers to Eddie Royal, their second touchdown connection of the day. The Bills got into the end zone with just over a minute left in the third quarter as Fred Jackson capped off an 11 play 67-yard drive with an 11 yard touchdown reception.

Leading the way for the Chargers offense was QB Ryan Rivers who threw for 256 yards and two touchdowns on 18-for-25 passing. Rivers' 49-yard strike to WR Malcolm Floyd in the first quarter would be a sign of things to come as Floyd averaged 49.0 yards per catch. Three different San Diego receivers had four catches. Donald Brown received a season-high 31 carries for 62 yards.

K Nick Novak converted on two field goal attempts of 19 yards and 37 yards.

The win marks Buffalo's first loss at Ralph Wilson Stadium since they fell 37-14 to the Jets on November 17, 2013.

Buffalo will look to improve to 2-1 as they will visit NRG Stadium to face the 2-1 Houston Texans on Sunday, September 28, 2014.

TEAM	1	2	3	4	Final
BILLS	0	3	7	0	10
CHARGERS	7	6	7	2	22

TEAM	QTR.	TIME	SCORING PLAY	DRIVE	SCORE
SD	1	9:45	E. Royal 3 yd. pass from P. Rivers (N. Novak kick)	7-75, 3:18	7-0
SD	2	10:18	N. Novak 28 yd. Field Goal	17-89, 7:51	10-0
BUF	2	2:56	D. Carpenter 45 yd. Field Goal	8-65, 2:58	10-3
SD	2	0:21	N. Novak 37 yd. Field Goal	7-61, 2:35	13-3
SD	3	7:31	E. Royal 3 yd. pass from P. Rivers (N. Novak kick)	14-80, 7:29	20-3
BUF	3	1:16	F. Jackson 11 yd. pass from E. Manuel (D. Carpenter kick)	11-67, 6:15	20-10
SD	4	3:23	Penalty on E. Manuel enforced in end zone for a Safety		22-10

BUF **SD**

First Downs	18	20
Rushes-Yards	22-87	37-85
Net Passing Yards	205	251
Total Net Yards	292	336
Passing (A-C-I)	39-23-0	25-18-0
Sacked by Opp.	3-33	1-5
Punts-Average	5-45.2	6-49.2
Fumbles-Lost	0-0	0-0
Penalties	11-101	6-44
Time of Poss.	28:26	31:34

RUSHING

BILLS: F. Jackson 6-34; C. Spiller 1-25; E. Manuel 5-24; F. Summers 1-4

CHARGERS: D. Brown 31-62; B. Oliver 3-11; P. Rivers 2-11; Woodhead 1-1

PASSING

BILLS: E. Manuel 23-39, 238 yards, 1 TD

CHARGERS: P. Rivers 18-25, 256, 2 TDs

RECEIVING

BILLS: F. Jackson 8-78, 1 TD; S.

Chandler 5-74; C. Spiller 3-37; R. Woods 3-19; S. Watkins 2-19; Mi. Williams 2-11

CHARGERS: D. Brown 5-27; L. Green 4-64; E. Royal 4-42, 2 TDs; M. Floyd 2-98; K. Allen 2-17; A. Gates 1-8

REGULAR SEASON WEEK 4 – Bills 17, Texans 23
September 28, 2014 – NRG Stadium – 71,756

The Buffalo Bills dropped their second consecutive game, falling 23-17 on the road to the Houston Texans. The Bills drop to 2-2 for the season with the loss.

QB EJ Manuel recorded season highs in passing yards (225) and passing touchdown (two), while throwing for a touchdown in his fourth consecutive game. The Bills recorded their longest play of the season as Manuel found WR Mike Williams behind the secondary for an 80-yard touchdown pass.

The rushing game had a strong showing as RBs Fred Jackson and CJ Spiller both averaged over four yards a carry. Rookie WR Sammy Watkins added his second career touchdown on a five-yard pass from Manuel.

Special teams continues to be a bright spot as K Dan Carpenter connected on a 31-yard field goal and Colton Schmidt punted a season-high nine times, including a career-best 61-yard punt.

The defense held a well-respected Texans rushing offense to just 37 yards, with RB Arian Foster rushing for six yards on eight carries. They made sure former teammate Ryan Fitzpatrick was uncomfortable all day as they came away with three turnovers, a single-game best in 2014. CB Leodis McKelvin started things off with a leaping interception, ripping the ball away from WR DeAndre Hopkins. In addition, LB Brandon Spikes forced WR Andre Johnson to fumble the ball and LB Nigel Bradham intercepted a pass tipped at the line by DT Kyle Williams.

The Bills built a 10-0 lead before the Texans stormed back with 20 consecutive points. Down three at halftime, Houston took their first lead of the game on an 80-yard interception return for a touchdown by DE JJ Watt. Randy Bullock connected on three second half field goals, including a NFL-best 55-yarder, to ensure victory for the Texans. The Bills had a chance at the end of the game, but Manuel was intercepted Darryl Morris.

Leading the way for the Texans offense was QB Ryan Fitzpatrick who threw for 268 yards and a touchdown on 25-for-37 passing. Fitzpatrick's 35-yard strike to DeAndre Hopkins gave the Texans their first points of the game. Three different Texans pass catchers had five or more recpetions. Andre Johnson caught a season-high six passes.

Buffalo will look to improve to 3-2 as they will visit Ford Field to face the 3-1 Detroit Lions on Sunday, October 5, 2014.

TEAM	1	2	3	4	Final
BILLS	0	10	0	7	17
TEXANS	0	7	10	6	23

TEAM	QTR.	TIME	SCORING PLAY	DRIVE	SCORE
BUF	2	11:37	D. Carpenter 31 yd. Field Goal	13-67, 6:13	3-0
BUF	2	5:54	S. Watkins 5 yd. pass from E. Manuel (D. Carpenter kick)	8-49, 3:56	10-0
HOU	3	0:57	D. Hopkins 35 yd. pass from R. Fitzpatrick (R. Bullock kick)	8-80, 2:32	10-7
HOU	3	13:28	J. Watt 80 yd. interception return (R. Bullock kick)		10-14
HOU	3	6:14	R. Bullock 41 yd. Field Goal	12-42, 6:10	10-17
HOU	4	9:21	R. Bullock 41 yd. Field Goal	4-7, 1:30	10-20
BUF	4	9:08	Mi. Williams 80 yd. pass from E. Manuel (D. Carpenter kick)	1-80, 0:13	17-20
HOU	4	4:49	R. Bullock 41 vd. Field Goal	8-32, 4:19	17-23

BUF **HOU**

First Downs	17	19
Rushes-Yards	23-96	24-37
Net Passing Yards	220	254
Total Net Yards	316	301
Passing (A-C-I)	44-21-2	37-25-2
Sacked by Opp.	2-5	2-4
Punts-Average	9-45.9	6-41.7
Fumbles-Lost	1-0	2-1
Penalties	8-40	8-90
Time of Poss.	29:04	30:56

RUSHING

BILLS: C. Spiller 15-60; F. Jackson 7-33; E. Manuel 1-3

TEXANS: R. Fitzpatrick 6-14; A. Blue 9-9; D. Johnson 1-8; A. Foster 8-6

PASSING

BILLS: E. Manuel 21-44, 225 yards, 2 TDs

TEXANS: R. Fitzpatrick 25-37, 268, 1 TD

RECEIVING

BILLS: F. Jackson 6-52; S. Watkins 4-30, 1 TD; C. Spiller 3-24; R. Woods 3-17; Mi. Williams 2-84, 1 TD; S. Chandler 2-15; F. Summers 1-3

TEXANS: A. Foster 7-55; A. Johnson 6-71; D. Hopkins 5-64, 1 TD; G. Graham 3-28; A. Blue 2-16. J. Prosch 1-24; D. Johnson 1-10

REGULAR SEASON WEEK 5– Bills 17, Lions 14**October 5, 2014 – Ford Field – 62,775**

The Buffalo Bills snapped their two-game losing streak, defeating the Detroit Lions on the road by a score of 17-14. The Bills improve to 3-2 on the season.

QB Kyle Orton impressed in his first start with the team. He completed recorded 308 passing yards on 30-of-43 passing, adding a touchdown pass to TE Chris Gragg in the fourth quarter. It was the first 300-yard passing game for a Bills quarterback since Ryan Fitzpatrick threw for 337 at New England on November 11, 2012.

RB Fred Jackson was once again a dual-threat on offense for Buffalo. He rushed 49 yards on 10 carries and added 58 yards through the air on a season-best seven catches. WR Sammy Watkins also hauled in seven receptions, tallying 87 yards receiving.

K Dan Carpenter connected on three field goals, including the game-winner from 58 yards. Colton Schmidt punted eight times, pinning the Lions inside the 20 three times.

The defense held dangerous Detroit team to just one offensive score and held Calvin Johnson to just one catch. In addition, RB Reggie Bush was allowed just 13 yards rushing. CB Stephon Gilmore intercepted his first pass of the season off of a high throw by Stafford. DT Marcell Dareus tallied a career-high three sacks, while Jerry Hughes turned in two for the game.

The Lions built a 14-0 lead after Matthew Stafford his WR Golden Tate in the end zone and CB Reshean Mathis jumped in front of a Kyle Orton pass, returning it for a 41-yard touchdown. The Bills stayed alive thanks to two Dan Carpenter field goals, allowing Buffalo to enter the fourth quarter trailing 14-6. Orton led the Buffalo offense on a nine-play 74-yard drive, with a touchdown from Gragg and a Fred Jackson two-point conversation tying the score at 14. After Lions K Alex Henery missed a 50-yard field goal, Orton hit Sammy Watkins for a 20-yard gain that set up a 58-yard field goal attempt from Dan Carpenter. Carpenter split the uprights to send the Bills to 3-2 on the season on the heels of 17 unanswered points.

Leading the way for the Lions offense was WR Golden Tate. With Calvin Johnson forced to exit due to injury, Tate stepped up and hauled in seven catches a game-high 134 yards. The Lions were hurt by three missed field goals from K Alex Henery, along with two turnovers.

Buffalo will look to improve to 4-2 as they welcome division foes New England into Ralph Wilson Stadium on Sunday, October 12, 2014.

TEAM	1	2	3	4	Final
BILLS	0	3	3	11	17
LIONS	7	7	0	0	14

TEAM	QTR.	TIME	SCORING PLAY	DRIVE	SCORE
DET	1	0:05	G. Tate 9 yd. pass from M. Stafford (A. Henery kick)	7-57, 3:38	0-7
DET	2	13:44	R. Mathis 41 yd. interception return (A. Henery kick)		0-14
BUF	2	6:43	D. Carpenter 45 yd. Field Goal	6-24, 3:38	3-14
BUF	3	13:28	D. Carpenter 25 yd. Field Goal	9-56, 3:42	6-14
BUF	4	6:14	C. Gragg 2 yd. pass from K. Orton (F. Jackson run)	9-74, 3:56	14-14
BUF	4	0:04	D. Carpenter 58 yd. Field Goal	3-20, 0:17	17-14

BUF DET

First Downs	19	13
Rushes-Yards	22-49	20-69
Net Passing Yards	294	194
Total Net Yards	343	263
Passing (A-C-I)	43-30-1	31-18-1
Sacked by Opp.	2-14	6-27
Punts-Average	8-43.1	7-47.1
Fumbles-Lost	3-0	3-1
Penalties	11-74	8-62
Time of Poss.	32:19	27:41

RUSHING

BILLS: F. Jackson 10-49; C. Spiller 10-8; K. Orton 1-0; M. Goodwin 1-(-8)

LIONS: G. Winn 11-48; R. Bush 6-13; M. Stafford 3-8

PASSING

BILLS: K. Orton 30-43, 308 yards, 1 TD, 1 INT

LIONS: M. Stafford 18-31, 221 yards, 1 TD, 1 INT

RECEIVING

BILLS: S. Watkins 7-87; F. Jackson 7-58; S. Chandler 4-21; R. Woods 3-37; C. Spiller 3-25; C. Hogan 2-27; M. Goodwin 1-42; Mi. Williams 1-8; C. Gragg 1-2, 1 TD; F. Summers 1-1

LIONS: G. Tate 7-134, 1 TD; C. Fuller 3-17; R. Bush 2-30; B. Pettigrew 2-12; E. Ebron 2-8; J. Ross 1-13; C. Johnson 1-7

REGULAR SEASON WEEK 6– Bills 22, Patriots 37**October 12, 2014 – Ralph Wilson Stadium – 70,185**

The Buffalo Bills dropped their first game under the new ownership of Terry and Kim Pegula, falling to the New England Patriots by a score of 37-22. The Bills fall to 3-3 on the season.

QB Kyle Orton recorded 299 passing yards on 24-of-38 passing, connecting with WR Robert Woods and WR Chris Hogan for touchdowns. It was the first touchdown of the year for both players, in addition to being Hogan's first career touchdown.

RB Fred Jackson was once again a dual-threat on offense for Buffalo. He rushed for 26 yards on 10 carries and added 58 yards through the air on a season-best seven catches. In addition, he scored his first rushing touchdown of the season. WR Robert Woods and TE Scott Chandler both had impressive games, with Woods catching seven passes for 78 yards and Chandler hauling in six passes for a career-high 105 yards. It was the first 100-yard receiving game from a Bills tight end since Pete Metzelaars' 113-yard game at San Francisco on 9/13/92.

The defense continued their streak of recording at least one sack in every game this season as DE Mario Williams and DE Jerry Hughes each notched one sack on the day. The Bills run defense continued to excel, limited the Patriots to a paltry 1.9 yards per rush.

The Patriots struck first on a 1-yard Tom Brady pass to TE Tim Wright, but the Bills responded on the next drive with a seven-yard pass from Kyle Orton to Robert Woods. New England scored the next 13 points as the Bills turned the ball over three times, including two fumbles and a interception. After the Patriots scored a the beginning of the third quarter to go up 20-7, the Bills drove 80 yards in 13 plays, capping the drive with a one-yard Fred Jackson touchdown run. The Patriots proved to be too much; however, as Tom Brady connected for two fourth quarter touchdown passes to Brandon LaFell.

Leading the way for the Patriots offense was QB Tom Brady. Brady threw for 361 yards and a season-best four touchdowns. He had three receivers with over 90 yards receiving (J. Edelman, R. Gronkowski, B. LaFell). The Patriots forced three turnovers, pushing them to the top of the NFL with a plus-nine turnover ratio. New England scored on all of its second half drive, excluding the final kneel-down drive.

Buffalo will look to bounce back and improve to 4-3 as they welcome the Minnesota Vikings into Ralph Wilson Stadium on Sunday, October 19, 2014.

TEAM	1	2	3	4	Final
BILLS	0	7	7	8	22
PATRIOTS	0	13	10	14	37

TEAM	QTR.	TIME	SCORING PLAY	DRIVE	SCORE
NE	2	13:04	T. Wright 1 yd. pass from T. Brady (S. Gostkowski kick)	5-61, 1:49	0-7
BUF	2	3:52	R. Woods 7 yd. pass from K. Orton (D. Carpenter kick)	10-67, 4:51	7-7
NE	2	1:43	S. Gostkowski 24 yd. Field Goal	4-0, 0:26	7-10
NE	2	0:00	S. Gostkowski 24 yd. Field Goal	2-7, 0:06	7-13
NE	3	12:30	B. Tyms 43 yd. pass from T. Brady (S. Gostkowski kick)	6-80, 2:30	7-20
BUF	3	5:33	F. Jackson 1 yd. run (D. Carpenter kick)	13-80, 6:57	14-20
NE	3	3:08	S. Gostkowski 40 yd. Field Goal	6-56, 2:25	14-23
NE	4	8:42	B. LaFell 18 yd. pass from T. Brady (S. Gostkowski kick)	12-80, 6:08	14-30
BUF	4	5:58	C. Hogan 8 yd. pass from K. Orton (K. Orton-R. Woods pass)	8-80, 2:44	22-30
NE	4	2:49	B. LaFell 56 yd. pass from T. Brady (S. Gostkowski kick)	7-93, 3:09	22-37

NE BUF

First Downs	22	19
Rushes-Yards	27-50	23-68
Net Passing Yards	346	268
Total Net Yards	396	336
Passing (A-C-I)	37-27-0	38-24-1
Sacked by Opp.	2-15	5-31
Punts-Average	4-46.5	5-49.8
Fumbles-Lost	0-0	2-2
Penalties	9-60	8-107
Time of Poss.	30:20	29:40

RUSHING

BILLS: F. Jackson 10-26, 1 TD; A. Dixon 7-23; C. Spiller 6-19

PATRIOTS: S. Ridley 10-23; B. Bolden 6-10; J. Edelman 1-10; S. Vereen 5-4; T. Brady 4-3; J. Develin 1-0

PASSING

BILLS: K. Orton 24-38, 299 yards, 2 TDs, 1 INT

PATRIOTS: T. Brady 27-37, 361 yards, 4 TDs

RECEIVING

BILLS: R. Woods 7-78, 1 TD; S. Chandler 6-105; C. Hogan 5-72, 1 TD; F. Jackson 4-17; S. Watkins 2-27

PATRIOTS: J. Edelman 9-91; R. Gronkowski 7-94; B. LaFell 4-97, 2 TDs; B. Tyms 1-43, 1 TD; M. Hoomanawanui 1-15; A. Dobson 1-9; S. Ridley 1-6; S. Vereen 1-3; J. Develin 1-2; T. Wright 1-1, 1 TD

REGULAR SEASON WEEK 7– Bills 17, Vikings 16
October 19, 2014 – Ralph Wilson Stadium – 68,477

The Buffalo Bills returned to the winners' column this week, defeating the Minnesota Vikings at home by a score of 17-16. QB Kyle Orton hit WR Sammy Watkins for a two-yard touchdown pass with one second remaining to improve the Bills record to 4-3 on the season.

Watkins recorded career highs in receptions (nine), receiving yards (123) and receiving touchdown (two) as he led the way in the first Bills win under Pegula ownership. It was the first time a Bills rookie had recorded two 100-yard receiving games in a single season since Lee Evans in 2004.

Kyle Orton recorded 308 passing yards on 31-of-43 passing with two touchdown passes touchdown passes to Watkins. The victory marks Orton's second game-winning drive of the season.

RB Boobie Dixon stepped up after injuries to RBs Fred Jackson and CJ Spiller. Dixon rushed 13 times for 51 yards. The Bills averaged an impressive 6.2 yards per rush, including a long of 53 yards by Spiller.

K Dan Carpenter connected on both extra points, putting the Bills ahead for good in the 4th quarter. Colton Schmidt punted five times, pinning the Vikings inside the 20 twice.

The defense provided some key turnovers thanks, in large part, to CB Leodis McKelvin. McKelvin picked off rookie QB Teddy Bridgewater twice. His second interception led directly to Buffalo's first touchdown of the day. McKelvin's four interceptions to this point in the season are the most of any single year in his career. Buffalo once again held their opponent without a rushing touchdown for the seventh straight week. They held Bridgewater to a season-low 173 yards passing yards. Buffalo's defensive line slammed Bridgewater with five sacks. DT Marcell Dareus picked up two, DE Jerry Hughes recorded 1.5 and DE Mario Williams tallied a sack. Dareus currently leads all defensive tackles in the NFL in sacks with 7.0. In addition to not allowing a single rushing touchdown on the year, the Bills boast the only defensive line in the league to have three different players at 5.5 sacks or more.

The Vikings built a 3-0 lead, but Leodis McKelvin's second interception of the day set up a 26-yard touchdown pass from Orton to Watkins on the very next play. The teams traded leads a few more times in the second quarter, highlighted by a five-play 60-yard drive orchestrated by Bridgewater that ended in a four-yard touchdown pass to WR Cordarrelle Patterson. The Vikings kicked a field goal in the waning seconds of the second quarter to take a 13-10 halftime lead. After Minnesota extended their lead to 16-10, the Bills were forced to mount a touchdown drive to win the game. Orton led the Bills on a 15-play, 80-yard drive that took 3:06 and ended on the game-winning touchdown by Watkins.

Leading the way for the Vikings on offense was RB Jerick McKinnon. McKinnon became the first back to rush for over 100 yards on the Bills in 2014. He carried the ball 19 times for 103 yards.

Buffalo will look to improve to 5-3 as they travel to East Rutherford, New Jersey to take on the New York Jets on Sunday, October 26, 2014.

TEAM	1	2	3	4	Final
BILLS	0	10	0	7	17
VIKINGS	3	10	0	3	16

TEAM	QTR.	TIME	SCORING PLAY	DRIVE	SCORE
MIN	1	1:50	B. Walsh 40 yd. Field Goal	4-5, 1:59	0-3
BUF	2	9:23	S. Watkins 26 yd. pass from K. Orton (D. Carpenter kick)	1-26, 0:05	7-3
MIN	2	6:17	C. Patterson 4 yd. pass from T. Bridgewater (B. Walsh kick)	5-60, 3:06	7-10
BUF	2	4:01	D. Carpenter 31 yd. Field Goal	6-66, 2:16	10-10
MIN	2	0:15	B. Walsh 55 yd. Field Goal	5-22, 1:04	10-13
MIN	4	11:45	B. Walsh 33 yd. Field Goal	12-36, 5:43	10-16
BUF	4	0:01	S. Watkins 2 yd. pass from K. Orton (D. Carpenter kick)	15-80, 3:06	17-16

REGULAR SEASON WEEK 8– Bills 43, Jets 23
October 26, 2014 – MetLife Stadium – 78,160

The Buffalo Bills recorded their first win in franchise history in MetLife Stadium, defeating the Jets by a score of 43-23.

The defense led the way for the Bills on this day, forcing a season-high six turnovers (four interceptions, two fumbles). The six takeaways are the most by the club since they notched six at the Jets on 10/18/09.

Kyle Orton led the offense, recording four passing touchdowns on 10-of-17 passing for 238 yards. His favorite target on the day was rookie WR Sammy Watkins. Watkins caught three passes for a career high 157 yards and a touchdown. He had receptions of 84 yards and 61 yards on the day on his way to becoming the first Bills rookie to record consecutive 100-yard receiving games.

K Dan Carpenter connected on all three of his field goals, including a game-long 53 yarder.

Several members of the Bills defense got in on the barrage of turnovers as S Aaron Williams, LB Preston Brown, CB Stephon Gilmore and S Da'Norris Searcy all intercepted a pass, while DT Stefan Charles and S Duke Williams each recovered a Michael Vick fumble. The Bills defense forced QBs Geno Smith and Michael Vick into three turnovers each. The Bills kept up their pace as the top sack team in the league, tallying four sacks on the day. DT Kyle Williams led the way with 1.5 sacks.

The Bills built a 14-0 lead first quarter lead after Geno Smith threw three interceptions on three of the Jets first four possessions. Chris Ivory's two-second quarter rushing touchdowns managed to close the gap, as K Nick Folk hit a 55-yard field goal as time expired in the first half. The Bills added two Dan Carpenter field goals in the third quarter before pulling ahead in the fourth quarter on the heels of two more Kyle Orton passing scores, including a 61-yard catch-and-run from WR Sammy Watkins for a touchdown.

Leading the way for the Jets on offense was RB Chris Ivory. Ivory became the first player to score a rushing touchdown against the Bills as he rushed for 43 yards and two touchdowns on 13 carries.

After their bye week, Buffalo will look to improve to 6-3 as they welcome the Kansas Chiefs to Ralph Wilson Stadium on Sunday, November 10, 2014.

TEAM	1	2	3	4	Final
BILLS	14	10	6	13	43
JETS	0	17	0	6	23

TEAM	QTR.	TIME	SCORING PLAY	DRIVE	SCORE
BUF	1	9:37	R. Woods 22 yd. pass from K. Orton (D. Carpenter kick)	7-64, 3:45	7-0
BUF	1	4:36	L. Smith 1 yd. pass from K. Orton (D. Carpenter kick)	1-1, 0:04	14-0
NYJ	2	14:22	C. Ivory 2 yd. run (N. Folk kick)	13-76, 5:14	14-7
BUF	2	11:50	F. Summers 2 yd. run (D. Carpenter kick)	5-92, 2:32	21-7
BUF	2	6:16	D. Carpenter 53 yd. Field Goal	4-(-4), 1:18	24-7
NYJ	2	1:50	C. Ivory 2 yd. run (N. Folk kick)	11-74, 4:26	24-14
NYJ	2	0:00	N. Folk 53 yd. Field Goal	5-21, 0:33	24-17
BUF	3	8:31	D. Carpenter 36 yd. Field Goal	4-9, 1:39	27-17
BUF	3	1:11	D. Carpenter 29 yd. Field Goal	4-(-1), 1:22	30-17
BUF	4	14:11	S. Chandler 12 yd. pass from K. Orton (D. Carpenter kick)	3-14, 1:05	37-17
BUF	4	9:46	S. Watkins 61 yd. pass from K. Orton (D. Carpenter kick failed)	4-71, 2:21	43-17

BUF MIN

First Downs	19	16
Rushes-Yards	19-118	29-158
Net Passing Yards	255	118
Total Net Yards	373	276
Passing (A-C-I)	43-31-1	26-15-2
Sacked by Opp.	6-28	5-39
Punts-Average	5-44.6	6-47.3
Fumbles-Lost	3-3	0-0
Penalties	8-48	7-50
Time of Poss.	32:23	27:37

RUSHING

BILLS: C. Spiller 1-53; B. Dixon 13-51; F. Jackson 3-12; F. Summer 1-3; K. Orton 1-(-3)

VIKINGS: J. McKinnon 19-103; M. Asiata 6-24; J. Felton 2-21; T. Bridgewater 1-7; C. Patterson 1-3

PASSING

BILLS: K. Orton 31-43, 283 yards, 2 TDs, 1 INT

VIKINGS: T. Bridgewater 15-26, 157, 1 TD, 2 INTs

RECEIVING

BILLS: S. Watkins 9-122, 2 TDs; C. Hogan 5-63; R. Woods 4-10; S. Chandler 3-36; F. Jackson 3-16; B. Dixon 3-15; C. Gragg 2-19; C. Spiller 1-3; F. Summer 1-(-1)

VIKINGS: G. Jennings 6-77; J. Wright 4-60; C. Patterson 2-9, 1 TD; J. McKinnon 2-(-2); M. Asiata 1-13

BUF NYJ

First Downs	12	22
Rushes-Yards	32-67	33-175
Net Passing Yards	213	137
Total Net Yards	280	312
Passing (A-C-I)	17-10-0	44-20-4
Sacked by Opp.	4-25	4-21
Punts-Average	6-41.5	5-45.2
Fumbles-Lost	1-0	4-2
Penalties	7-49	10-90
Time of Poss.	27:43	32:17

RUSHING

BILLS: B. Dixon 22-44, B. Brown 7-15, K. Orton 2-6, F. Summer 1-2

JETS: M. Vick 8-69; C. Ivory 13-43, 2 TDs; P. Harvin 4-28; B. Powell 4-28; C. Johnson 3-7;

PASSING

BILLS: K. Orton 10-17, 238 yards, 4 TDs

JETS: M. Vick 18-36, 153 yards, 1 INT; G. Smith 2-8, 5 yards, 3 INTs

RECEIVING

BILLS: S. Watkins 93-157, 1 TD; R. Woods 3-50, 1 TD; L. Smith 2-5, 1 TD; C. Hogan 1-14; S. Chandler 1-12, 1 TD

JETS: E. Decker 7-40; J. Amaro 5-51; P. Harvin 3-22; J. Kerley 2-25; C. Johnson 2-13; C. Owusu 1-7

REGULAR SEASON WEEK 10– Bills 13, Chiefs 17
November 9, 2014 – Ralph Wilson Stadium – 68,119

The Buffalo Bills, coming off their Week 9 bye, fell at home to the Kansas City Chiefs by a score of 17-13. The loss drops the Bills to 5-4 on the season.

The Bills defense highlighted this game, recording six total sacks and holding the Chiefs QB Alex Smith to just 177 passing yards. Kansas City was just 3-for-13 (23%) on third downs. Marcell Dareus recorded 3.0 sacks for the second time in a single game this season. With his sack total at 10.0, he set a new single season career high. Buffalo now has three players with seven-plus sacks on the year (M. Dareus, J. Hughes, Ma. Williams).

Kyle Orton recorded 259 passing yards on 29-of-48 passing with a touchdown passes touchdown passes to WR Chris Hogan. The 25-yard score marked the second career touchdown for Hogan. Hogan set a career high in catches (seven) and receiving yards (57). RB Bryce Brown made major contributions on the ground (seven carries for 35 yards) and in the air, leading the team with six recpetions and 65 receiving yards.

RB Boobie Dixon posted a season-high with 62 rushing yards and averaged an impressive 6.9 yards per carry.

K Dan Carpenter connected on an extra point and two field goals, improving him to 19-for-21 on the season.

Colton Schmidt punted six times, booming a 57 yarder and pinning the Chiefs inside the 20 four times

The Bills built a 7-3 lead after the first quarter and held a 13-3 lead through the third quarter. Kansas City went on the score 14 unanswered fourth quarter points. A Jamaal Charles 39 yard run on 4th and one drew the Chiefs closer, while Leodis McKelvin's fumble on a punt return led to the go-ahead touchdown on a nine-yard Alex Smith rush.

Leading the way for the Chiefs on offense was RB Jamaal Charles. Charles rushed for 98 yards on 15 carries. Dwayne Bowe had his most productive game of the season, notching eight catches for 93 yards.

Buffalo will look to improve to 6-4 as they travel to Miami to take on the Dolphins on Thursday, November 13, 2014.

TEAM	1	2	3	4	Final
BILLS	7	3	3	0	13
CHIEFS	3	0	0	14	17

TEAM	QTR.	TIME	SCORING PLAY	DRIVE	SCORE
BUF	1	9:51	C. Hogan 25 yd. pass from K. Orton (D. Carpenter kick)	7-51, 3:00	7-0
KC	1	5:24	C. Santos 36 yd. Field Goal	10-62, 4:27	7-3
BUF	2	7:09	D. Carpenter 26 yd. Field Goal	9-23, 3:57	10-3
BUF	3	3:06	D. Carpenter 21 yd. Field Goal	11-73, 5:02	13-3
KC	4	13:30	J. Charles 39 yd. run (C. Santos kick)	10-80, 4:36	13-10
KC	4	8:59	A. Smith 8 yd. run (C. Santos kick)	2-26, 0:45	13-17

BUF KC

First Downs	21	16
Rushes-Yards	22-111	24-127
Net Passing Yards	253	151
Total Net Yards	364	278
Passing (A-C-I)	48-29-0	29-17-0
Sacked by Opp.	1-6	6-26
Punts-Average	8-46.0	6-47.0
Fumbles-Lost	3-3	2-1
Penalties	6-44	3-19
Time of Poss.	30:42	29:18

RUSHING

BILLS: B. Dixon 9-62; B. Brown 7-35; F. Jackson 3-10; K. Orton 2-3; F. Summers 1-1

CHIEFS: J. Charles 15-98, 1 TD; A. Smith 4-25, 1 TD; D. Thomas 1-3; K. Davis 4-1

PASSING

BILLS: K. Orton 29-48, 259 yards, 1 TD

CHIEFS: A. Smith 17-29, 177 yards

RECEIVING

BILLS: B. Brown 6-65; R. Woods 6-52;

C. Hogan 5-57; F. Jackson 4-39; S.

Watkins 4-27; S. Chandler 3-17; F.

Summers 1-2

CHIEFS: D. Bowe 8-93; J. Charles 3-20;

T. Kelce 2-19; A. Jenkins 1-27; A. Fasano

1-7; J. Hemingway 1-6; K. Davis 1-5

REGULAR SEASON WEEK 11– Bills 9, Dolphins 22
November 13, 2014 – Sun Life Stadium – 71,573

The Buffalo Bills dropped their second consecutive contest with a 22-9 loss to the Miami Dolphins on Thursday Night Football.

DE Mario Williams starred, recording a season-best 3.5 sacks. In all, the Bills dropped Dolphins QB Ryan Tannehill five times, register seven tackles for loss and six quarterback hits. DE Jerry Hughes forced a Tannehill fumble with the Dolphins in the red zone. Buffalo has three players with seven-plus sacks on the year (M. Dareus, J. Hughes, Ma. Williams) and two players (Ma. Williams and M. Dareus) with 10+ sacks on the year.

Kyle Orton recorded 193 passing yards on 22-of-39 passing. RB Bryce Brown was targeted out of the backfield, hauling in seven passes for 57 yards. WR Chris Hogan had a career game, catching seven passes for a game-high 74 yards receiving.

K Dan Carpenter connected on three field goals, improving him to 22-for-25 on the season. Carpenter now has five games with three-plus converted field goals.

The Bills built a 6-3 halftime lead that was expanded to 9-3 midway into the third quarter. That lead evaporated after Miami posted a touchdown and recorded a safety within a minute and a half stretch at the end of the third quarter. The Dolphins closed on the Bills with 10 fourth quarter points.

Leading the way for the Dolphins on offense was QB Ryan Tannehill. Tannehill competed 26-of-34 passes for 240 yards and two touchdowns, both in the second half. His touchdowns went to WRs Jarvis Landry and Brandon Gibson, for a eight yards and seven yards, respectively. Lamar Miller added 86 yards on the ground averaging 5.7 yards per rush.

Buffalo will look to move over .500 as they welcome the division rival Jets to Ralph Wilson Stadium on Sunday, November 23, 2014.

TEAM	1	2	3	4	Final
BILLS	3	3	3	0	9
DOLPHINS	3	0	9	10	22

TEAM	QTR.	TIME	SCORING PLAY	DRIVE	SCORE
MIA	1	6:40	C. Sturgis 38 yd. Field Goal	14-68, 8:20	0-3
BUF	1	0:13	D. Carpenter 33 yd. Field Goal	14-67, 6:27	3-3
BUF	2	3:26	D. Carpenter 21 yd. Field Goal	17-85, 9:24	6-3
BUF	3	6:26	D. Carpenter 46 yd. Field Goal	8-49, 3:27	9-3
MIA	3	2:18	B. Gibson 7 yd. pass from R. Tannehill (C. Sturgis kick)	9-80, 4:08	9-10
MIA	3	1:03	Penalty of K. Orton enforced in end zone for a Safety		9-12
MIA	4	11:35	J. Landry 8 yd. pass from R. Tannehill (C. Sturgis kick)	6-63, 3:18	9-19
MIA	4	3:01	C. Sturgis 32 yd. Field Goal	4-(-2), 0:18	9-22

BUF MIA

First Downs	13	24
Rushes-Yards	19-54	24-125
Net Passing Yards	183	205
Total Net Yards	237	330
Passing (A-C-I)	39-22-0	34-26-0
Sacked by Opp.	2-10	5-35
Punts-Average	2-37.0	3-41.0
Fumbles-Lost	0-0	2-2
Penalties	7-70	4-30
Time of Poss.	27:38	32:22

RUSHING

BILLS: B. Dixon 10-35; B. Brown 6-14; S.

Watkins 1-3; K. Orton 2-2

DOLPHINS: L. Miller 15-86; Dn. Thomas

5-23; R. Tannehill 4-16

PASSING

BILLS: K. Orton 22-39, 193

DOLPHINS: R. Tannehill 26-34, 240

yards, 2 TDs

RECEIVING

BILLS: C. Hogan 7-74; B. Brown 7-57; S.

Watkins 3-32; R. Woods 2-15; B. Dixon

2-13; C. Gragg 1-2

DOLPHINS: J. Landry 5-46, 1 TD; C.

Clay 5-31; M Wallace 4-38; B. Hartline 3-

55; D. Williams 2-38; B. Gibson 2-13, 1

TD; L. Miller 2-12; D. Sims 2-11; R.

Tannehill 1-(-4)

REGULAR SEASON WEEK 12– Bills 38, Jets 3
November 24, 2014 – Ford Field – 56,044

The Buffalo Bills snapped a two game skid with a convincing 38-3 win over the New York Jets at Ford Field. The Bills preserved after a week that saw them displaced after a massive winter storm hit Buffalo. With the win the Bills complete their first season sweep of the Jets since 2007.

The Bills dominated every phase of the game. The offense went four-of-four on red zone possessions, putting up 28 points, while the defense tallied a season-high seven sacks and forced an interception of QB Michael Vick. In addition, special teams came up big as RB Boobie Dixon blocked a punt that was recovered for a touchdown by LB Manny Lawson.

Kyle Orton completed a season-best 75 percent of his passes for 230 yards, two touchdowns and no interceptions. Robert Woods had a career-game, posting highs in receptions (nine) and yards (118), while scoring a touchdown. The Bills always ran for two touchdowns in a game, a first in 2014, including Boobie Dixon's first touchdown with the team. The Bills defensive line continued it's destructive play, with both DE Mario Williams and DE Jerry Hughes registered two sacks apiece.

Buffalo got out to a quick start, scoring on it's first drive to snap a seven quarter drought without a touchdown. After New York answered with a field goal, the Bills put up 31 consecutive points the rest of the way.

K Dan Carpenter connected on a season-high field extra points.

Leading the way for the Jets on offense was WR Jeremy Kerley. Kerley caught five passes for 66 yards. Michael Vick struggled before leaving with an injury, connection on 7-of-19 passes for just 76 yards and an interception.

Buffalo will look to keep their playoff hopes alive as they welcome the Cleveland Browns to Ralph Wilson Stadium on Sunday, November 30, 2014.

TEAM	1	2	3	4	Final
BILLS	7	7	17	7	38
JETS	3	0	0	0	3

TEAM	QTR.	TIME	SCORING PLAY	DRIVE	SCORE
BUF	1	8:04	R. Woods 7 yd. pass from K. Orton (D. Carpenter kick)	9-44, 5:17	7-0
NYJ	1	0:13	D. Carpenter 33 yd. Field Goal	14-67, 6:27	7-3
BUF	2	0:43	S. Chandler 19 yd. pass from K. Orton (D. Carpenter kick)	13-90, 5:04	14-3
BUF	3	9:45	D. Carpenter 53 yd. Field Goal	11-45, 5:15	17-3
BUF	3	7:57	M. Lawson blocked punt recovery in end zone (D. Carpenter)		24-3
BUF	3	5:03	F. Jackson 5 yd. run (D. Carpenter kick)	2-16, 0:49	31-3
BUF	4	5:53/4	B. Dixon 30 yd. run (D. Carpenter kick)	7-91, 4:12	38-3

NYJ BUF

First Downs	11	21
Rushes-Yards	19-92	29-116
Net Passing Yards	126	220
Total Net Yards	218	336
Passing (A-C-I)	31-17-0	32-24-0
Sacked by Opp.	7-39	1-10
Punts-Average	8-39.8	4-46.5
Fumbles-Lost	0-0	0-0
Penalties	9-60	4-24
Time of Poss.	29:06	30:54

RUSHING

BILLS: B. Dixon 12-54, 1 TD; F. Jackson 10-32, 1 TD; B. Brown 6-20; K. Orton 1-10

JETS: C. Johnson 7-40; C. Ivory 7-31; J. Conner 1-13; M. Vick 2-4; G. Smith 2-4

PASSING

BILLS: K. Orton 24-32, 230 yards, 2 TDs

JETS: G. Smith 10-12, 89 yards; M. Vick 7-19, 76 yards, 1 INT

RECEIVING

BILLS: R. Woods 9-118, 1 TD; S.

Watkins 3-35; S. Chadler 3-28, 1 TD; F. Jackson 3-13; C. Gragg 2-11; C. Hogan 2-5; L. Smith 1-12; B. Dixon 1-8

JETS: J. Kerley 5-66; E. Decker 4-63; C. Johnson 3-22; C. Ivory 3-7; J. Cumberland 1-5; P. Harvin 1-2

REGULAR SEASON WEEK 13– Bills 26, Browns 10
November 30, 2014 – Ralph Wilson Stadium – 68,576

The Buffalo Bills won their second straight game 26-10 over the Cleveland Browns in their return to Ralph Wilson Stadium. The win improves the Bills to 7-5 on the season, giving the Bills their most wins in a season since 2008.

The Bills went scoreless in the first half, trailing Cleveland by a score of 3-0 after 30 minutes of play. Despite an interception to begin the second half, the Bills buckled down and began to mount their comeback. The turning point in the game came in a span of ten seconds that saw the Bills score 14 points. After QB Kyle Orton hit WR Chris Hogan for a three-yard touchdown, DE Jerry Hughes stripped Browns RB Terrance West and returned the fumble 18 yards for his first career touchdown. The Bills proceeded to add four more field goals. All in all, the defense forced three turnovers and sacked QB Brian Hoyer twice before he was pulled for rookie QB Johnny Manziel.

Kyle Orton completed 17-of-21 passes for 190 yards, one touchdown and two interceptions. Robert Woods continued to stay hot, posting four catches for 71 yards, including a 34-yard reception on a 4th and two in the third quarter. TE MarQueis Gray was a welcome addition to the offense as he provided Buffalo with two of its three biggest offensive plays of the day, a 41-yard catch and a 30-yard reception. The Bills were effective on the ground as RB Fred Jackson posted a season-best 70 rushing yards on the day.

Buffalo's defense continued its strong play, led this week by DaNorris Searcy's two interceptions and Hughes' touchdown. The Bills are now 6-1 in games in which they've held their opponent to under 20 points.

K Dan Carpenter connected on four of five field goals. His 11 points on the day put him over 100 points on the season, becoming the first Bill to do so since K Rian Lindell did so in 2008-09.

Leading the way for the Browns on offense was WRs Miles Austin and Josh Gordon. Austin caught seven passes for 86 yards, while Gordon hauled in seven passes for 75 yards. Brian Hoyer struggled before being pulled for Manziel in the fourth quarter.

Buffalo will attempt to go for their longest winning streak of the season as they travel to Denver to take on the Broncos at Sports Authority Field on Sunday, December 7, 2014.

TEAM	1	2	3	4	Final
BILLS	0	0	14	12	26
BROWNS	3	0	0	7	10

TEAM	QTR.	TIME	SCORING PLAY	DRIVE	SCORE
CLE	1	4:51	B. Cundiff 22 yd. Field Goal	15-91, 6:03	0-3
BUF	3	8:04	C. Hogan 3 yd. pass from K. Orton (D. Carpenter kick)	14-67, 4:09	7-3
BUF	3	7:54	J. Hughes 18 yd. fumble return (D. Carpenter kick)		14-3
BUF	4	13:41	D. Carpenter 49 yd. Field Goal	6-17, 3:01	17-3
BUF	4	12:01	D. Carpenter 34 yd. Field Goal	4-5, 0:58	20-3
CLE	4	8:47	J. Manziel 10 yd. run (B. Cundiff kick)	8-80, 3:14	20-10
BUF	4	3:32/4	D. Carpenter 34 yd. Field Goal	10-64, 5:15	23-10
BUF	4	0:27/4	D. Carpenter 35 yd. Field Goal	4-6, 2:16	26-10

CLE BUF

First Downs	19	15
Rushes-Yards	30-106	26-74
Net Passing Yards	181	241
Total Net Yards	315	287
Passing (A-C-I)	38-23-2	31-17-2
Sacked by Opp.	2-14	1-9
Punts-Average	6-42.3	5-45.8
Fumbles-Lost	2-1	1-0
Penalties	10-76	6-45
Time of Poss.	29:05	30:55

RUSHING

BILLS: F. Jackson 21-70; B. Dixon 6-25; B. Brown 3-11

BROWNS: T. West 7-32; I. Crowell 17-29; J. Manziel 2-13, 1 TD

PASSING

BILLS: K. Orton 17-31, 190 yards, 1 TD, 1 INT

BROWNS: B. Hoyer 18-30, 192, 2 INTs; J. Manziel 5-8, 63 yards

RECEIVING

BILLS: R. Woods 4-71; F. Jackson 3-27; S. Watkins 3-11; S. Chandler 3-2; M. Gray 2-71; C. Hogan 2-8

BROWNS: M. Austin 7-86; J. Gordon 7-75; J. Dray 3-45; A. Hawkins 2-24; I. Crowell 1-15; G. Barnidge 1-6; T. West 1-4

REGULAR SEASON WEEK 14– Bills 17, Broncos 24
December 7, 2014 – Sports Authority Field at Mile High – 76,913

The Buffalo Bills ended their two-game winning streak with a 24-17 loss to the Denver Broncos. The loss drops the Bills to 7-6 on the season, with three games left to play.

The Bills scored just three points in the first half, but two turnovers kept the game close. Denver's two first-half touchdowns came on rushes by C.J. Anderson, giving them a 14-3 halftime lead. Denver pushed the lead to 24-3 after three quarters. Holding the Broncos scoreless in the final quarter, the Bills scored 14 consecutive points with a 14-yard touchdown reception by Chris Hogan and a one-yard touchdown run by Kyle Orton. In total, the defense performed well. They held Peyton Manning to just 173 yards passing and without a touchdown pass for the first time in 51 games. In addition, they intercepted the five-time MVP twice.

Kyle Orton set a franchise-high in passing attempts as he completed 38-of-57 passes for 355 yards, one touchdown and two interceptions. The Bills had four players record seven or more receptions and 50 or more receiving yards. Fred Jackson led the team in receptions with 10, while Sammy Watkins paced the Bills in receiving yards with 127. It marked his fourth 100-yard receiving performance of the season. In addition, Watkins set the club's record for most receptions by a rookie in a season. Fred Jackson became the fifth Bill to produce 8,000 scrimmage yards, joining Thurman Thomas, Andre Reed, O.J. Simpson and Eric Moulds.

Despite the loss, Buffalo set season-highs in total yards, passing yards, time of possession, third down efficiency and total first downs.

Leading the way for the Broncos on offense was RB C.J. Anderson, who became the first Bills opponent in three years to record three rushing touchdowns in a game. The Broncos intercepted Kyle Orton twice, while sacking him four times.

Buffalo will attempt to win their third consecutive home game and sweep the NFC North as they welcome in the Green Bay Packers to Ralph Wilson Stadium on December 14, 2014.

TEAM	1	2	3	4	Final
BILLS	0	3	0	14	17
BRONCOS	7	7	10	0	24

TEAM	QTR.	TIME	SCORING PLAY	DRIVE	SCORE
DEN	1	2:43	C. Anderson 6 yd. run (C. Barth kick)	5-61, 2:52	0-7
BUF	2	11:51	D. Carpenter 44 yd. Field Goal	12-55, 5:52	3-7
DEN	2	3:26	C. Anderson 1 yd. run (C. Barth kick)	10-60, 5:27	3-14
DEN	3	12:01	C. Anderson 3 yd. run (C. Barth kick)	5-80, 2:59	3-21
DEN	3	1:07	C. Barth 50 yd. Field Goal	8-28, 3:49	3-24
BUF	4	10:46	C. Hogan 14 yd. pass from K. Orton (D. Carpenter kick)	13-80, 5:21	10-24
BUF	4	0:55	K. Orton 1 yd. run (D. Carpenter kick)	17-90, 3:25	17-24

BUF DEN

First Downs	24	15
Rushes-Yards	16-74	29-133
Net Passing Yards	341	173
Total Net Yards	415	306
Passing (A-C-I)	57-38-2	20-14-2
Sacked by Opp.	4-14	0-0
Punts-Average	3-34.0	3-49.7
Fumbles-Lost	2-1	1-1
Penalties	11-98	5-45
Time of Poss.	33:29	26:31

RUSHING

BILLS: F. Jackson 8-35; B. Dixon 3-15; M. Goodwin 1-12; B. Brown 3-11; K. Orton 1-1, 1 TD
BRONCOS: J. Thompson 4-63; C. Anderson 21-58, 3 TDs; E. Sanders 1-13; J. Stewart 1-1; P. Manning 2-(-2)

PASSING

BILLS: K. Orton 38-57, 355 yards, 1 TD, 2 INTs
BRONCOS: P. Manning 14-20, 173, 2 INTs

RECEIVING

BILLS: F. Jackson 10-37; S. Chandler 8-81; S. Watkins 7-127; C. Hogan 7-54; R. Woods 3-36; B. Brown 2-14; L. Smith 1-6
BRONCOS: W. Welker 6-82; E. Sanders 4-56; D. Thomas 2-11; J. Thompson 1-14; J. Tamme 1-10

REGULAR SEASON WEEK 15– Bills 21, Packers 13
December 14, 2014 – Ralph Wilson Stadium – 70,214

The Buffalo Bills emerged victorious at home on Sunday, with a 21-13 win over the Green Bay Packers. The win improves the Bills to 8-6 on the season, with two games left to play.

The Packers scored the game's first points on a 45-yard Mason Crosby field goal, but the Bills quickly answered as Marcus Thigpen ran back a punt 75 yards for a touchdown. As it turns out, it would be Buffalo's only touchdown of the day as Dan Carpenter converted on 4-of-4 field goals. After Buffalo tied the game at 10-10, Mario Williams preserved a tie at halftime by blocking a Green Bay field goal attempt midway through the second quarter. Buffalo was able to nine consecutive second half points on three Dan Carpenter field goals, thanks to the stifling play of their defense. The Bills intercepted Aaron Rodgers twice in the second half, with both coming from S Bacarri Rambo. It marked only the second time one player had intercepted Rodgers twice in a single game. Rodgers had a chance to bring the Packers back at the end of the game, but Mario Williams stripped Rodgers and Eddie Lacy recovered the fumble in the end zone for a safety.

Overall, the Bills defense held Rodgers to his worst career game as he threw a career-high 25 incompletions, had a career-low 34.3 quarterbacks rating and threw for just 185 yards. Rodgers had just three interceptions on the season coming into today's game, but left with five. He failed to compete a pass over 20 yards all day.

Fred Jackson led the Bills with 71 rushing yards on 20 attempts and three catches for 27 yards. It was the seventh straight year Jackson has recorded 100+ rushing attempts and 30+ receptions, the 16th player in NFL history to do so. Sammy Watkins set the rookie receiving yards record with 850 yards.

The Bills defense set a season-high in passes defended with 10. Preston Brown passed the 100-tackle mark on the season, becoming the fourth Bills rookie to do so.

Leading the way for the Packers on offense was RB Eddie Lacy, who rushed for 97 yards on 15 carries, averaging 6.5 yards per carry, tied for best against the Bills this year. Packers CB Tramon Williams intercepted Kyle Orton in the second quarter.

Buffalo will attempt to post their fourth two-game winning streak of the season as they travel to Oakland to take on the Raiders on December 21, 2014.

TEAM	1	2	3	4	Final
BILLS	7	3	6	5	21
PACKERS	3	7	0	3	13

TEAM	QTR.	TIME	SCORING PLAY	DRIVE	SCORE
GB	1	4:27	M. Crosby 45 yd. Field Goal	10-53, 3:24	0-3
BUF	1	2:09	M. Thigpen 75 yd. punt return		7-3
GB	2	14:14	E. Lacy 1 yd. run (M. Crosby kick)	7-80, 2:55	7-10
BUF	2	8:04	D. Carpenter 27 yd. Field Goal	10-71, 6:10	10-10
BUF	3	9:21	D. Carpenter 51 yd. Field Goal	11-40, 5:39	13-10
BUF	3	4:18	D. Carpenter 35 yd. Field Goal	8-61, 3:18	16-10
BUF	4	9:23	D. Carpenter 48 yd. Field Goal	5-22, 1:40	19-10
GB	4	4:51	M. Crosby 34 yd. Field Goal	10-66, 4:32	19-13
BUF	4	1:51	E. Lacy down in end zone for a safety		21-13

GB BUF

First Downs	21	13
Rushes-Yards	25-158	33-113
Net Passing Yards	175	140
Total Net Yards	333	253
Passing (A-C-I)	47-17-2	27-14-1
Sacked by Opp.	1-10	3-18
Punts-Average	6-42.8	6-40.3
Fumbles-Lost	1-0	1-0
Penalties	9-70	10-75
Time of Poss.	27:02	32:58

RUSHING

BILLS: F. Jackson 20-71; B. Dixon 6-26; B. Brown 4-20; K. Orton 3-(-4)
PACKERS: E. Lacy 15-97, 1 TD; A. Rodgers 3-27; J. Starks 4-19; R. Cobb 3-15

PASSING

BILLS: K. Orton 14-27, 158 yards, 1 INT
PACKERS: A. Rodgers 17-42, 185 yards, 2 INTs

RECEIVING

BILLS: F. Jackson 3-27; R. Woods 2-22; S. Chandler 2-22; L. Smith 2-1; B. Brown 1-40; S. Watkins 1-28; M. Gray 1-7; C. Hogan 1-6; B. Dixon 1-5
PACKERS: R. Cobb 7-96; J. Nelson 5-55; E. Lacy 2-11; J. Starks 1-10; A. Quarless 1-7; D. Adams 1-6

REGULAR SEASON WEEK 16– Bills 24, Raiders 26
December 21, 2014 – O.co Coliseum – 53,436

The Buffalo Bills fell 26-24 on the road to the Oakland Raiders. The loss drops the Bills to 8-7 on the season, with just one game left to play.

The Bills scored the game's first points on a 42-yard connection from Kyle Orton to Sammy Watkins. The Raiders answered with 13 consecutive second quarter points, including a three-yard touchdown pass from Derek Carr to James Jones. Despite the deficit, Buffalo was able to add a field goal right before halftime to close the gap to 13-10.

Sebastian Janikowski added two third quarter field goals before Kyle Orton hit Scott Chandler on a 29-yard touchdown pass to bring the score to 19-17. Oakland answered with a 10-play, 80-yard drive that took 5:22 off the clock and culminated in a one-yard touchdown pass to Jamize Olawale. A late 30-yard touchdown pass to Robert Woods brought the Bills within two points; however, they were unable to recover the ensuing onside kick. Fred Jackson led the Bills with 93 receiving yards on nine receptions. Sammy Watkins and Robert Woods continue to be a strong duo as they combined to put up 10 catches for 127 yards and two touchdowns. Jackson (65), Watkins (62) and Woods (61) are the first trio of players to each have over 60 receptions in a season in Bills history. Looking at the other side of the ball, the Bills defense held the Raiders without a rushing touchdown and to just 5-of-16 on third downs.

Leading the way for the Raiders on offense was RB Latavius Murray, who rushed for 86 yards on 23 carries. Raiders QB Derek Carr finished with an 89.6 QB rating, throwing two touchdowns on 17-for-34 passing for 214 yards.

Buffalo will attempt to post their first nine-win season since 2004 as they travel to Foxborough to take on the Patriots on December 28, 2014.

TEAM	1	2	3	4	Final
BILLS	7	3	0	14	24
RAIDERS	0	13	6	7	26

TEAM	QTR.	TIME	SCORING PLAY	DRIVE	SCORE
BUF	1	9:45	S. Watkins 42 yd. pass from K. Orton (D. Carpenter kick)	7-60, 4:29	7-0
OAK	2	14:56	J. Jones 3 yd. pass from D. Carr (S. Janikowski kick)	6-64, 2:31	7-7
OAK	2	8:09	S. Janikowski 45 yd. Field Goal	8-31, 4:02	7-10
OAK	2	1:11	S. Janikowski 36 yd. Field Goal	8-41, 3:05	7-13
BUF	2	0:00	D. Carpenter 54 yd. Field Goal	8-41, 1:11	10-13
OAK	3	10:18	S. Janikowski 38 yd. Field Goal	7-45, 2:54	10-19
OAK	3	2:36	S. Janikowski 49 yd. Field Goal	12-49, 5:49	10-19
BUF	4	14:54	S. Chandler 29 yd. pass from K. Orton (D. Carpenter kick)	7-83, 2:42	10-26
OAK	4	2:51	J. Olawale 1 yd. pass from D. Carr (S. Janikowski kick)	10-80, 5:22	17-26
BUF	4	1:09	R. Woods 30 yd. pass from K. Orton (D. Carpenter)	4-62, 0:46	24-26

BUF OAK

First Downs	15	18
Rushes-Yards	13-13	36-140
Net Passing Yards	308	207
Total Net Yards	321	347
Passing (A-C-I)	49-32-2	34-17-0
Sacked by Opp.	2-21	1-7
Punts-Average	8-42.5	6-44.2
Fumbles-Lost	1-0	1-0
Penalties	7-5	4-35
Time of Poss.	26:13	33:47

RUSHING

BILLS: F. Jackson 6-10; B. Dixon 3-7; C. Spiller 4(-4)

RAIDERS: L. Murray 23-86; D. McFadden 9-54; D. Carr 4-0

PASSING

BILLS: K. Orton 32-49, 329 yards, 3 TDs, 2 INTs

RAIDERS: D. Carr 17-34, 214 yards, 2 TDs

RECEIVING

BILLS: F. Jackson 9-93; R. Woods 7-52, 1 TD; S. Chandler 4-37, 1 TD; C. Spiller 4-14; S. Watkins 3-75, 1 TD; C. Hogan 3-43; M. Gray 2-15

RAIDERS: K. Thompson 5-90; A. Holmes 3-73; L. Murray 3-22; M. Reece 2-20; M. Rivera 1-5; J. Jones 1-3, 1 TD; J. Olawale 1-1, 1 TD, D. McFadden 1-0

2014 PLAYER PARTICIPATION

	GP/GS	@CHI	MIA	SD	@HOU	@DET	NE	MIN	@NYJ	KC	@MIA	NYJ	CLE	@DEN	GB	@OAK	@NE
Alonso, Kiko	0/0	IR	IR	IR	IR	IR	IR	IR	IR	IR	IR	IR	IR	IR	IR	IR	
Bradham, Nigel	13/13	IL	SLB	SLB	SLB	IL	SLB	SLB	SLB	SLB	SLB	SLB	SLB	SLB	SLB	SLB	
Brooks, Ron	14/0	P	P	P	P	P	P	P	P	IL	IL	P	P	P	P	P	
Broomfield, Deon	0/0	PS	PS	PS	PS	PS	PS	PS	PS	PS	PS	PS	PS	PS	PS	PS	
Brown, Bryce	7/2	IL	IL	IL	IL	IL	IL	IL	RB	P	RB	P	P	P	P	P	
Brown, Preston	15/14	SLB	WLB	WLB	P	SLB	SLB	WLB	WLB	WLB	WLB	WLB	WLB	WLB	WLB	WLB	
Bryant, Corbin	15/0	P	P	P	P	P	P	P	P	P	P	P	P	P	P	P	
Campbell, William	0/0	-	-	-	-	-	PS	PS	PS	PS	PS	PS	PS	PS	PS	PS	
Carpenter, Dan	15/0	P	P	P	P	P	P	P	P	P	P	P	P	P	P	P	
Chandler, Scott	15/3	P	P	TE	P	P	P	P	P	TE	TE	P	P	P	P	P	
Charles, Stefan	15/0	P	P	P	P	P	P	P	P	P	P	P	P	P	P	P	
Childers, Jamie	0/0	-	-	-	-	PS	-	-	-	-	-	-	-	-	-	-	
Cockrell, Ross	7/0	P	IL	IL	IL	IL	IL	IL	IL	P	P	P	P	P	P	P	
Couplin, Jerome	0/0	-	-	-	-	-	-	-	-	IL	-	-	-	-	-	-	
Dareus, Marcell	15/15	DT	DT	DT	DT	DT	DT	DT	DT	DT	DT	DT	DT	DT	DT	DT	
Dean, Larry	12/0	-	-	P	P	P	P	P	P	P	P	P	P	P	P	P	
Dixon, Boobie	15/0	P	P	P	P	P	P	P	P	P	P	P	P	P	P	P	
Easley, Marcus	9/0	P	P	P	IL	IL	IL	IL	IL	IL	P	P	P	P	P	P	
Gaines, Jimmy	0/0	PS	PS	PS	PS	PS	PS	PS	PS	PS	PS	PS	PS	PS	PS	PS	
Gay, Jordan	15/0	P	P	P	P	P	P	P	P	P	P	P	P	P	P	P	
Gilmore, Stephon	14/14	IL	CB	CB	CB	CB	CB	CB	CB	CB	CB	CB	CB	CB	CB	CB	
Glenn, Cordy	15/15	LT	LT	LT	LT	LT	LT	LT	LT	LT	LT	LT	LT	LT	LT	LT	
Goodwin, Marquise	10/0	P	P	P	IL	P	P	IL	IL	P	IL	IL	IL	P	P	P	
Gragg, Chris	12/6	TE	TE	IL	P	P	TE	P	WR	P	P	TE	IL	IL	IL	IL	
Graham, Corey	15/8	CB	CB	P	P	P	S	P	P	P	P	CB	CB	CB	CB	CB	
Gray, MarQueis	4/4	-	-	-	-	-	-	-	-	-	-	IL	TE	TE	TE	TE	
Hairston, Chris	15/0	P	P	P	P	P	P	P	P	P	P	P	P	P	P	P	
Harvey, Travis	0/0	-	-	-	-	-	-	PS	PS	PS	PS	PS	PS	-	-	-	
Henderson, Seantrel	15/15	RT	RT	RT	RT	RT	RT	RT	RT	RT	RT	RT	RT	RT	RT	RT	
Hogan, Chris	15/1	P	P	P	P	P	P	P	P	P	WR	P	P	P	P	P	
Holley, Caleb	0/0	PS	PS	PS	PS	PSI	PSI	PSI	PSI	PSI	PSI	PSI	PSI	PSI	PSI	PSI	
Hughes, Jerry	15/15	DE	DE	DE	DE	DE	DE	DE	DE	DE	DE	DE	DE	DE	DE	DE	
Igbinosun, Ike	0/0	PS	PS	PS	PS	PS	PS	PS	PS	PS	PS	PS	PS	PS	PS	PS	
Jackson, Fred	13/8	P	RB	P	P	RB	P	P	IL	RB	IL	RB	RB	RB	RB	RB	
Johnson, Bryan	0/0	PS	PS	PS	PS	PS	PS	PS	PS	PS	DNP	IL	PS	PS	PS	PS	
Johnson, Randall	3/0	P	P	P	IL	IL	IL	IL	IL	IL	IL	IL	IL	IL	IL	IL	
Kouandjio, Cyrus	1/0	IL	IL	IL	IL	IL	IL	IL	IL	P	IL	IL	IL	IL	IL	IL	
Ladler, Kenny	2/0	PS	PS	PS	PS	PS	P	IL	P	IR	IR	IR	IR	IR	IR	IR	
Lawson, Manny	15/0	P	P	P	P	P	P	P	P	P	P	P	P	P	P	P	
Manuel, EJ	5/4	QB	QB	QB	QB	DNP	DNP	DNP	DNP	DNP	DNP	P	DNP	DNP	DNP	DNP	
McKelvin, Leodis	10/9	CB	P	CB	CB	CB	CB	CB	CB	CB	CB	IR	IR	IR	IR	IR	
Meeks, Jonathan	0/0	IL	IL	IR	IR	IR	IR	IR	IR	IR	IR	IR	IR	IR	IR	IR	
Morrell, D.J.	0/0	PS	PS	PS	PS	PS	PS	PS	PS	PS	PS	PS	PS	PS	PS	PS	
Orton, Kyle	11/11	-	-	-	-	QB	QB	QB	QB	QB	QB	QB	QB	QB	QB	QB	
Pears, Erik	15/15	RG	RG	RG	RG	RG	RG	RG	RG	RG	RG	RG	RG	RG	RG	RG	
Powell, Ty	15/0	P	P	P	P	P	P	P	P	P	P	P	P	P	P	P	
Pryor, Lonnie	0/0	PS	PS	PS	PS	PS	-	-	-	-	-	-	-	-	-	-	
Rambo, Bacarri	2/0	-	-	-	-	-	-	-	-	-	-	IL	IL	IL	P	P	
Richardson, Cyril	11/4	IL	IL	IL	LG	LG	LG	LG	P	IL	P	P	P	P	P	P	
Rivers, Keith	11/3	WLB	IL	IL	WLB	P	WLB	P	P	P	DNP	P	DNP	P	P	P	
Robey, Nickell	15/5	NB	NB	NB	P	P	P	P	P	P	NB	P	P	P	NB	P	
Roosevelt, Namaan	0/0	-	-	-	-	-	PS	PS	PS	-	-	-	-	-	-	-	
Sanborn, Garrison	15/0	P	P	P	P	P	P	P	P	P	P	P	P	P	P	P	
Schmidt, Colton	15/0	P	P	P	P	P	P	P	P	P	P	P	P	P	P	P	
Searcy, Da'Norris	14/12	FS	FS	FS	P	FS	P	FS	FS	FS	FS	FS	FS	FS	IL	FS	
Smith, Jacques	0/0	IL	-	-	-	-	-	-	-	-	-	-	-	-	-	-	
Smith, Lee	13/9	IL	IL	P	TE	TE	P	TE	TE	P	P	TE	TE	TE	TE	TE	
Spikes, Brandon	15/10	P	P	P	MLB	MLB	MLB	MLB	MLB	MLB	P	MLB	MLB	MLB	P	MLB	
Spiller, C.J.	8/5	RB	P	RB	RB	P	RB	RB	IR	IR	IR	IR	IR	IR	IR	P	
Summers, Frank	10/7	FB	FB	FB	FB	FB	P	FB	P	FB	P	IL	IL	IL	IL	-	
Sweeting, Rod	0/0	-	-	-	-	-	-	-	-	PS	PS	PS	PS	PS	PS	PS	
Tanner, Phillip	0/0	-	-	-	-	-	-	-	IL	IL	IL	-	-	-	-	-	
Thigpen, Marcus	4/0	-	-	-	-	-	-	-	-	-	-	-	P	P	P	P	
Thomas, Eric	0/0	-	-	-	-	-	-	-	-	-	-	-	-	PS	-	-	
Thompson, Dionte	0/0	-	-	-	-	-	-	-	-	-	-	-	-	-	PS	PS	
Tialavea, D.J.	0/0	PS	PS	PS	PS	PS	-	-	-	-	-	-	-	-	-	-	
Towns, Jeremy	0/0	-	-	-	-	-	PS	PS	PS	PS	PS	PS	PS	PS	PS	PS	
Tuel, Jeff	0/0	PS	PS	PS	PS	PS	PS	PS	PS	PS	PS	PS	PS	PS	PS	PS	
Urbik, Kraig	15/8	P	P	P	P	P	P	P	RG	RG	RG	RG	RG	RG	RG	RG	
Watkins, Sammy	15/15	WR	WR	WR	WR	WR	WR	WR	WR	WR	WR	WR	WR	WR	WR	WR	
Williams, Aaron	14/14	SS	SS	SS	SS	SS	IL	SS	SS	SS	SS	SS	SS	SS	SS	SS	
Williams, Chris	3/3	LG	LG	LG	IL	IL	IR	IR	IR	IR	IR	IR	IR	IR	IR	IR	
Williams, Duke	15/2	P	P	P	P	P	S	P	P	P	P	P	P	P	FS	P	
Williams, Kyle	14/14	DT	DT	DT	DT	IL	DT	DT	DT	DT	DT	DT	DT	DT	DT	DT	
Williams, Mario	15/15	DE	DE	DE	DE	DE	DE	DE	DE	DE	DE	DE	DE	DE	DE	DE	
Williams, Mike	9/1	WR	P	P	P	P	IL	P	P	IL	P	P	IL	IL	IL	IR	
Wood, Eric	15/15	C	C	C	C	C	C	C	C	C	C	C	C	C	C	C	
Woods, Robert	15/14	P	WR	WR	WR	WR	WR	WR	WR	WR	WR	WR	WR	WR	WR	WR	
Wynn, Jarius	10/0	P	P	P	P	P	P	P	P	P	IL	IL	IL	IL	IL	P	

LEGEND:

P - Played DNP - Did Not Play IR - Injured Reserve DNR – Did Not Report
PS - Practice Squad IL - Inactive List R – Reserve PSI – Practice Squad Injured

WON 8, LOST 7										* RUSHING		No.	Yds	Avg	Long	TD
09/07	W	23-20	OT	at	Chicago	62,425	Jackson	123	467	3.8	38	2				
09/14	W	29-10			Miami	69,954	Dixon	98	405	4.1	47	1				
09/21	L	10-22			San Diego	68,611	Spiller	73	283	3.9	53	0				
09/28	L	17-23		at	Houston	71,756	B. Brown	36	126	3.5	14	0				
10/05	W	17-14		at	Detroit	62,775	Manuel	16	52	3.3	8	1				
10/12	L	22-37			New England	70,185	Orton	13	17	1.3	10	1				
10/19	W	17-16			Minnesota	68,477	Summers	6	17	2.8	4	1				
10/26	W	43-23		at	New York Jets	78,160	Goodwin	3	8	2.7	12	0				
11/09	L	13-17			Kansas City	68,119	Watkins	1	3	3.0	3	0				
11/13	L	9-22		at	Miami	71,573	TEAM	369	1378	3.7	53	6				
11/24	W	38- 3			New York Jets	56,044	OPPONENTS	389	1587	4.1	47	10				
11/30	W	26-10			Cleveland	68,576	* RECEIVING	No.	Yds	Avg	Long	TD				
12/07	L	17-24		at	Denver	76,913	Jackson	65	497	7.6	34	1				
12/14	W	21-13			Green Bay	70,214	Watkins	62	925	14.9	84	6				
12/21	L	24-26		at	Oakland	53,436	Woods	61	660	10.8	37	4				
12/28				at	New England		Chandler	46	477	10.4	37	3				
					Buff.	Opp.	Hogan	40	423	10.6	31	4				
TOTAL FIRST DOWNS					257	288	Spiller	18	123	6.8	25	1				
Rushing					60	85	B. Brown	16	176	11.0	40	0				
Passing					176	164	Mi. Williams	8	142	17.8	80t	1				
Penalty					21	39	Gragg	7	48	6.9	14	1				
3rd Down: Made/Att					79/218	68/205	Dixon	7	41	5.9	10	0				
3rd Down Pct.					36.2	33.2	Gray	6	109	18.2	41	0				
4th Down: Made/Att					6/14	4/8	Gray	5	93	18.6	41	0				
4th Down Pct.					42.9	50.0	L. Smith	6	24	4.0	12	1				
POSSESSION AVG.					29:37	30:23	Summers	5	9	1.8	4	0				
TOTAL NET YARDS					4828	4735	Goodwin	1	42	42.0	42	0				
Avg. Per Game					321.9	315.7	TEAM	347	3680	10.6	84	22				
Total Plays					962	965	OPPONENTS	319	3430	10.8	56t	16				
Avg. Per Play					5.0	4.9	* INTERCEPTIONS	No.	Yds	Avg	Long	TD				
NET YARDS RUSHING					1378	1587	McKelvin	4	10	2.5	9	0				
Avg. Per Game					91.9	105.8	Searcy	3	70	23.3	32	0				
Total Rushes					369	389	Gilmore	3	61	20.3	27	0				
NET YARDS PASSING					3450	3148	Graham	2	75	37.5	45	0				
Avg. Per Game					230.0	209.9	Rambo	2	44	22.0	28	0				
Sacked/Yards Lost					37/230	50/282	Rambo	2	44	22.0	28	0				
Gross Yards					3680	3430	D. Williams	1	34	34.0	34	0				
Att./Completions					556/347	526/319	A. Williams	1	26	26.0	26	0				
Completion Pct.					62.4	60.6	K. Williams	1	2	2.0	2	0				
Had Intercepted					13	19	Bradham	1	0	0.0	0	0				
PUNTS/AVERAGE					81/43.3	84/43.6	P. Brown	1	0	0.0	0	0				
NET PUNTING AVG.					81/39.1	84/37.2	TEAM	19	322	16.9	45	0				
PENALTIES/YARDS					119/987	99/794	OPPONENTS	13	172	13.2	80t	2				
FUMBLES/BALL LOST					21/9	20/11	* PUNTING	No.	Yds	Avg	Net TB	In Lg B				
TOUCHDOWNS					32	28	Schmidt	81	3509	43.3	39.1	6	29	67	0	
Rushing					6	10	TEAM	81	3509	43.3	39.1	6	29	67	0	
Passing					22	16	OPPONENTS	84	3660	43.6	37.2	10	24	72	2	
Returns					4	2	* PUNT RETURNS	Ret</								

Orton	1	1	0	0	0	6	Gray	LG	1	14	14.0	14	0			
L. Smith	1	0	1	0	0	6	Summers		1	11	11.0	11	0			
Summers	1	1	0	0	0	6	TEAM		31	697	22.5	102t	1			
Thigpen LG	1	0	0	1	0	6	OPPONENTS		32	639	20.0	41	0			
Thigpen TM	1	0	0	1	0	6	* FIELD GOALS		1-19	20-29	30-39	40-49	50+			
Mi. Williams	1	0	1	0	0	6	Carpenter		0/ 0	9/ 9	12/13	6/ 7	6/8			
TEAM	32	6	22	4	29/30	33/37	TEAM		0/ 0	9/ 9	12/13	6/ 7	6/8			
OPPONENTS	28	10	16	2	27/27	27/34	OPPONENTS		1/ 1	2/ 2	10/12	8/11	6/8			
2-Pt Conv: Jackson, Woods, TM 2-2, OPP 0-1							Carpenter: (50G,33G,27G) (27G,27G,31G,32G,31N,									
SACKS: Ma. Williams 13.5, Dareus 10,							38G) (45G) (31G) (45G,50N,25G,58G) () (31G) (53G,36G,									
Hughes 9.5, K. Williams 5.5, Bradham 2.5,							29G) (26G,21G) (33G,21G,46G,47N) (53G) (53B,49G,34G,									
Charles 2, Bryant 1.5, Lawson 1, Powell 1,							34G,35G) (44G) (27G,51G,35G,48G) (54G)									
Robey 1, Spikes 1, Wynn 1, Searcy 0.5, TM 50,							OPP: (41G,37G) (34G) (19G,37G) (41G,55G,50G) (44N,									
OPP 37							47N,50N) (36N,42G,53G,40G) (40G,55G,33G) (55G) (36G)									
FUM/LOST: Jackson 5/0, Spiller 3/1,							(38G,32G) (27G) (22G,37N) (50G) (45G,53B,34G) (45G,									
Hogan 2/2, Orton 2/2, Thigpen(LG) 2/1,							36G,38G,49G,48N)									
B. Brown 1/1, Dixon 1/0, Goodwin 1/0, Manuel 1/0,							McKelvin 1/1, Watkins 1/1, A. Williams 1/0,									
Wood 1/0, Woods 1/1																
* PASSING																
					Att	Cmp	Yds	Cmp%	Yds/Att	TD	TD%	Int	Int%	Long	Sack/Lost	Rating
Orton					424	271	2842	63.9	6.70	17	4.0	10	2.4	84	31/ 186	86.8
Manuel					131	76	838	58.0	6.40	5	3.8	3	2.3	80t	6/ 44	80.3
Jackson					1	0	0	0.0	0.00	0	0.0	0	0.0	---	0/ 0	39.6
TEAM					556	347	3680	62.4	6.62	22	4.0	13	2.3	84	37/ 230	85.1
OPPONENTS					526	319	3430	60.6	6.52	16	3.0	19	3.6	56t	50/ 282	74.9

WEEK 16 / THROUGH MONDAY, DECEMBER 22, 2014

OFFENSE	Buff.
GAMES (Won-Lost)	8-7
FIRST DOWNS	257
Rushing	60
Passing	176
Penalty	21
YDS GAINED (tot)	4828
Avg per Game	321.9
RUSHING (net)	1378
Avg per Game	91.9
Rushes	369
Yards per Rush	3.7
PASSING (net)	3450
Avg per Game	230.0
Passes Att.	556
Completed	347
Pct Completed	62.4
Yards Gained	3680
Sacked	37
Yards Lost	230
Had intercepted	13
Yards Opp Ret	172
Opp TDs on Int	2
PUNTS	81
Avg Yards	43.3
PUNT RETURNS	34
Avg Return	9.8
Returned for TD	1
KICKOFF RETURNS	31
Avg Return	22.5
Returned for TD	1
PENALTIES	119
Yards Penalized	987
FUMBLES BY	21
Fumbles Lost	9
Opp Fumbles	20
Opp Fum Lost	11
POSS. TIME (avg)	29:37
TOUCHDOWNS	32
Rushing	6
Passing	22
Returns	4
EXTRA-PT KICKS	29/30
2-PT CONVERSIONS	2/2
FIELD GOALS/FGA	33/37
POINTS SCORED	326

DEFENSE	Buff.
POINTS ALLOWED	280
OPP FIRST DOWNS	288
Rushing	85
Passing	164
Penalty	39
OPP YARDS GAINED	4735
Avg per Game	315.7
OPP RUSHING (net)	1587
Avg per Game	105.8
Rushes	389
Yards per Rush	4.1
OPP PASSING (net)	3148
Avg per Game	209.9
Passes Att.	526

Completed	319
Pct Completed	60.6
Sacked	50
Yards Lost	282
INTERCEPTED BY	19
Yards Returned	322
Returned for TD	0
OPP PUNT RETURNS	35
Avg return	6.2
OPP KICKOFF RET	32
Avg return	20.0
OPP TOUCHDOWNS	28
Rushing	10
Passing	16
Returns	2

WEEK 16 / THROUGH MONDAY, DECEMBER 22, 2014**TEAM RANKINGS****American Football Conference****Offense****Defense****Total Rush Pass Total Rush Pass**

Buff.	12	13	8	2	7	2
-------	----	----	---	---	---	---

National Football League**Offense****Defense****Total Rush Pass Total Rush Pass**

Buff.	24	25	18	4	13	3
-------	----	----	----	---	----	---

WEEK 16 / THROUGH MONDAY, DECEMBER 22, 2014**AFC / TEAM/OFFENSE RANK**

Tm	(A)	(B)	(C)	(D)	(E)	(F)	(G)	(H)	(I)	(J)	(K)	(L)	(M)	(N)	(O)	(P)	(Q)
BUF	12	13	13	13	8	13	6	11	14	12	9	4	10	15	10	11	4

AFC / OPPONENT/DEFENSE RANK

Tm	(A)	(B)	(C)	(D)	(E)	(F)	(G)	(H)	(I)	(J)	(K)	(L)	(M)	(N)	(O)	(P)	(Q)	(R)	(S)
BUF	2	2	7	7	2	3	2	1	2	1	10t	3	1	2	3	2	4	8	7

(A) Total Yards per Game

(B) Yards per Play

(C) Rushing Yards per Game

(D) Rushing Yards per Attempt

(E) Passing Net Yards per Game

(F) Passing Net Yards per Play

(G) Passing, Percent Had Intercepted

(H) Sacks per Pass Play

(I) First Downs per Game

(J) Third Down Efficiency

(K) Fourth Down Efficiency

(L) Punt Return Average

(M) Kickoff Return Average

(N) Gross Punting Average

(O) Net Punting Average

(P) Points per Game

(Q) Field Goal Percentage

Combined Offense/Defense Rank

(R) Points per Game Differential

(S) Net Yards per Game Differential

WEEK 16 / THROUGH MONDAY, DECEMBER 22, 2014**NFL / TEAM/OFFENSE RANK**

Tm	(A)	(B)	(C)	(D)	(E)	(F)	(G)	(H)	(I)	(J)	(K)	(L)	(M)	(N)	(O)	(P)	(Q)
BUF	24	29	25	26	18	26	15	17	29	25	21	11	19	27	17	18	6

Team/Offense Rank

(A) Total Yards per Game

(B) Yards per Play

(C) Rushing Yards per Game

(D) Rushing Yards per Attempt

(E) Passing Net Yards per Game

(F) Passing Net Yards per Play

(G) Passing, Percent Had Intercepted

(H) Sacks per Pass Play

(I) First Downs per Game

(J) Third Down Efficiency

(K) Fourth Down Efficiency

- (L) Punt Return Average
- (M) Kickoff Return Average
- (N) Gross Punting Average
- (O) Net Punting Average
- (P) Points per Game
- (Q) Field Goal Percentage

WEEK 16 / THROUGH MONDAY, DECEMBER 22, 2014

NFL / OPPONENT/DEFENSE RANK

Tm	(A)	(B)	(C)	(D)	(E)	(F)	(G)	(H)	(I)	(J)	(K)	(L)	(M)	(N)	(O)	(P)	(Q)	(R)	(S)
BUF	4	4	13	13	3	3	3	1	8	1	15t	5	4	7	6	5	8	13	14

Opponent/Defense Rank

- (A) Total Yards per Game
 - (B) Yards per Play
 - (C) Rushing Yards per Game
 - (D) Rushing Yards per Attempt
 - (E) Passing Net Yards per Game
 - (F) Passing Net Yards per Play
 - (G) Passing, Percent Had Intercepted
 - (H) Sacks per Pass Play
 - (I) First Downs per Game
 - (J) Third Down Efficiency
 - (K) Fourth Down Efficiency
 - (L) Punt Return Average
 - (M) Kickoff Return Average
 - (N) Gross Punting Average
 - (O) Net Punting Average
 - (P) Points per Game
 - (Q) Field Goal Percentage
- Combined Offense/Defense Rank
- (R) Points per Game Differential
 - (S) Net Yards per Game Differential

WEEK 16 / THROUGH MONDAY, DECEMBER 22, 2014

AFC / TOTAL OFFENSE

Rank	Team	Total	Rushing	Passing	Total	Rushing	Passing
12)	Buffalo	4828	1378	3450	321.9	91.9	230.0

AFC / TOTAL DEFENSE

Rank	Team	Total	Rushing	Passing	Total	Rushing	Passing
2)	Buffalo	4735	1587	3148	315.7	105.8	209.9

WEEK 16 / THROUGH MONDAY, DECEMBER 22, 2014

NFL / TOTAL OFFENSE

Rank	Team	Total	Rushing	Passing	Total	Rushing	Passing
24)	Buffalo	4828	1378	3450	321.9	91.9	230.0

NFL / TOTAL DEFENSE

Rank	Team	Total	Rushing	Passing	Total	Rushing	Passing
4)	Buffalo	4735	1587	3148	315.7	105.8	209.9

WEEK 16 / THROUGH MONDAY, DECEMBER 22, 2014

AFC / TAKE-AWAYS, GIVE-AWAYS

Rank	Team	TAKE-AWAYS			GIVE-AWAYS			Net
		Int	Fum	Total	Int	Fum	Total	

3t)	Buffalo	19	11	30	13	9	22	=	+8
-----	---------	----	----	----	----	---	----	---	----

NFL / TAKE-AWAYS, GIVE-AWAYS

Rank	Team	TAKE-AWAYS			GIVE-AWAYS			Net	
		Int	Fum	Total	Int	Fum	Total	Diff	
6t)	Buffalo	19	11	30	13	9	22	=	+8

WEEK 16 / THROUGH MONDAY, DECEMBER 22, 2014

AFC / TEAM/OFFENSE INSIDE THE 20

Rank	Team	Poss	Pts	TD	TD%	FG	Score	Score%
15)	Buffalo	49	205	20	40.8	21	41	83.7

AFC / OPPONENTS/DEFENSE INSIDE THE 20

Rank	Team	Poss	Pts	TD	TD%	FG	Score	Score%
11)	Buffalo	40	195	22	55.0	14	36	90.0

WEEK 16 / THROUGH MONDAY, DECEMBER 22, 2014

NFL / TEAM/OFFENSE INSIDE THE 20

Rank	Team	Poss	Pts	TD	TD%	FG	Score	Score%
31)	Buffalo	49	205	20	40.8	21	41	83.7

NFL / OPPONENTS/DEFENSE INSIDE THE 20

Rank	Team	Poss	Pts	TD	TD%	FG	Score	Score%
18)	Buffalo	40	195	22	55.0	14	36	90.0

WEEK 16 / THROUGH MONDAY, DECEMBER 22, 2014

AFC / OFFENSE/TEAMS: FIRST DOWNS, THIRD DOWNS, FOURTH DOWNS

Rank	Team	FIRST DOWNS				THIRD DOWNS			FOURTH DOWNS		
		Total	Rush	Pass	Pen	Made	Att	Pct	Made	Att	Pct
14)	Buffalo	257	60	176	21	79	218	36.2	6	14	42.9

AFC / DEFENSE/OPPONENTS: FIRST DOWNS, THIRD DOWNS, FOURTH DOWNS

Rank	Team	FIRST DOWNS				THIRD DOWNS			FOURTH DOWNS		
		Total	Rush	Pass	Pen	Made	Att	Pct	Made	Att	Pct
2)	Buffalo	288	85	164	39	68	205	33.2	4	8	50.0

WEEK 16 / THROUGH MONDAY, DECEMBER 22, 2014

NFL / OFFENSE/TEAMS: FIRST DOWNS, THIRD DOWNS, FOURTH DOWNS

Rank	Team	FIRST DOWNS				THIRD DOWNS			FOURTH DOWNS		
		Total	Rush	Pass	Pen	Made	Att	Pct	Made	Att	Pct
29)	Buffalo	257	60	176	21	79	218	36.2	6	14	42.9

NFL / DEFENSE/OPPONENTS: FIRST DOWNS, THIRD DOWNS, FOURTH DOWNS

Rank	Team	FIRST DOWNS				THIRD DOWNS			FOURTH DOWNS		
		Total	Rush	Pass	Pen	Made	Att	Pct	Made	Att	Pct
8)	Buffalo	288	85	164	39	68	205	33.2	4	8	50.0

WEEK 16 / THROUGH MONDAY, DECEMBER 22, 2014

AFC / FIRST-DOWN PLAYS BY TEAMS

Rank	Team	Yds/Play	Plays	Yards
------	------	----------	-------	-------

13)	Buffalo	4.64	410	1904
-----	---------	------	-----	------

AFC / FIRST-DOWN PLAYS BY OPPONENTS

Rank	Team	Yds/Play	Plays	Yards
5)	Buffalo	5.15	434	2237

WEEK 16 / THROUGH MONDAY, DECEMBER 22, 2014

NFL / FIRST-DOWN PLAYS BY TEAMS

Rank	Team	Yds/Play	Plays	Yards
27)	Buffalo	4.64	410	1904

NFL / FIRST-DOWN PLAYS BY OPPONENTS

Rank	Team	Yds/Play	Plays	Yards
10)	Buffalo	5.15	434	2237

WEEK 16 / THROUGH MONDAY, DECEMBER 22, 2014

AFC / KICKOFFS (Receiving Team)

Rank	Team	TotKO	AdjKO	TB	TB%	EZ	EZ%	OB	I20	Avg.Start
9)	Buffalo	69	68	37	54.4	52	75.4	0	10	22.1

AFC / KICKOFFS (Kicking Team)

Rank	Team	TotKO	AdjKO	TB	TB%	EZ	EZ%	OB	I20	Avg.Start
4)	Buffalo	81	77	45	58.4	64	79.0	1	15	20.7

WEEK 16 / THROUGH MONDAY, DECEMBER 22, 2014

NFL / KICKOFFS (Receiving Team)

Rank	Team	TotKO	AdjKO	TB	TB%	EZ	EZ%	OB	I20	Avg.Start
12)	Buffalo	69	68	37	54.4	52	75.4	0	10	22.1

WEEK 16 / THROUGH MONDAY, DECEMBER 22, 2014

NFL / KICKOFFS (Kicking Team)

Rank	Team	TotKO	AdjKO	TB	TB%	EZ	EZ%	OB	I20	Avg.Start
6)	Buffalo	81	77	45	58.4	64	79.0	1	15	20.7

WEEK 16 / THROUGH MONDAY, DECEMBER 22, 2014

AFC / SINGLE-GAME HIGHS / PLAYERS

Sacks-- 3.5, Ma. Williams, Buff. at Miami, 11/13
Longest Field Goal-- 58, Carpenter, Buff. at Det., 10/5

WEEK 16 / THROUGH MONDAY, DECEMBER 22, 2014

NFL / SINGLE-GAME HIGHS / PLAYERS

Longest Field Goal-- 58, Carpenter, Buff. at Det., 10/5

WEEK 16 / THROUGH MONDAY, DECEMBER 22, 2014

300-Yard Passing Games

355, Orton, BUF at DEN 12/07 (38-57, 1 TD)
 329, Orton, BUF at OAK 12/21 (32-49, 3 TD)
 308, Orton, BUF at DET 10/05 (30-43, 1 TD)

WEEK 16 / THROUGH MONDAY, DECEMBER 22, 2014

100-Yard Receiving Games

157, Watkins, BUF at NYJ 10/26 (3 rec., 1 TD)
 127, Watkins, BUF at DEN 12/07 (7 rec., 0 TD)
 122, Watkins, BUF vs. MIN 10/19 (9 rec., 2 TD)
 118, Woods, BUF vs. NYJ 11/24 (9 rec., 1 TD)
 117, Watkins, BUF vs. MIA 09/14 (8 rec., 1 TD)
 105, Chandler, BUF vs. NE 10/12 (6 rec., 0 TD)

WEEK 16 / THROUGH MONDAY, DECEMBER 22, 2014

AFC / LEADING PASSERS

Player, Team	Att	Comp	Pct Comp	Yds	Avg Gain	TD	Pct TD	Long	Int	Pct Int	Rating Points
Orton, Buf.	424	271	63.9	2842	6.70	17	4.0	84	10	2.4	86.8

AFC / LEADING PASSERS, RANKS

Player, Team	Att	Comp	Pct Comp	Yds	Avg Gain	TD	Pct TD	Long	Int	Pct Int	Rating Points
Orton, Buf.	13	11	7	12	12	10t	9		5	7	10

WEEK 16 / THROUGH MONDAY, DECEMBER 22, 2014

NFL / LEADING PASSERS

Player, Team	Att	Comp	Pct Comp	Yds	Avg Gain	TD	Pct TD	Long	Int	Pct Int	Rating Points
Orton, Buf.	424	271	63.9	2842	6.70	17	4.0	84	10	2.4	86.8

NFL / LEADING PASSERS, RANKS

Player, Team	Att	Comp	Pct Comp	Yds	Avg Gain	TD	Pct TD	Long	Int	Pct Int	Rating Points
Orton, Buf.	22	19	15	22	29	18t	20		11t	16	19

WEEK 16 / THROUGH MONDAY, DECEMBER 22, 2014

AFC / FOURTH-QUARTER PASSING LEADERS

Rank	Player, Team	Att	Comp	Comp%	Yards	YPA	TD	TD%	Int	Int%	Rating
2)	Orton, Buf.	124	76	61.3	985	7.94	8	6.5	1	0.8	104.4
15)	Manuel, Buf.	43	22	51.2	291	6.77	1	2.3	1	2.3	71.0

WEEK 16 / THROUGH MONDAY, DECEMBER 22, 2014

NFL / FOURTH-QUARTER PASSING LEADERS

Rank	Player, Team	Att	Comp	Comp%	Yards	YPA	TD	TD%	Int	Int%	Rating
7)	Orton, Buf.	124	76	61.3	985	7.94	8	6.5	1	0.8	104.4
33)	Manuel, Buf.	43	22	51.2	291	6.77	1	2.3	1	2.3	71.0

WEEK 16 / THROUGH MONDAY, DECEMBER 22, 2014

AFC / THIRD-DOWN PASSING LEADERS

Rank	Player, Team	Att	Comp	Comp%	Yards	YPA	TD	TD%	Int	Int%	Rating
10)	Orton, Buf.	116	72	62.1	930	8.02	3	2.6	4	3.4	81.5

NFL / THIRD-DOWN PASSING LEADERS

Rank	Player, Team	Att	Comp	Comp%	Yards	YPA	TD	TD%	Int	Int%	Rating
21)	Orton, Buf.	116	72	62.1	930	8.02	3	2.6	4	3.4	81.5

WEEK 16 / THROUGH MONDAY, DECEMBER 22, 2014

AFC / LEADING RUSHERS

Rank	Player, Team	Att	Yards	Avg	Long	TD
20)	Jackson, Buf.	123	467	3.8	38	2
24)	Dixon, Buf.	98	405	4.1	47	1
37)	Spiller, Buf.	73	283	3.9	53	0

WEEK 16 / THROUGH MONDAY, DECEMBER 22, 2014**NFL / LEADING RUSHERS**

Rank	Player, Team	Att	Yards	Avg	Long	TD
40)	Jackson, Buf.	123	467	3.8	38	2
45)	Dixon, Buf.	98	405	4.1	47	1

WEEK 16 / THROUGH MONDAY, DECEMBER 22, 2014**AFC / THIRD-AND-ONE RUSHING LEADERS**

Rank	Player, Team	Att	FD	Pct
16t)	Jackson, Buf.	9	6	66.7

NFL / THIRD-AND-ONE RUSHING LEADERS

Rank	Player, Team	Att	FD	Pct
29t)	Jackson, Buf.	9	6	66.7

WEEK 16 / THROUGH MONDAY, DECEMBER 22, 2014**AFC / LEADERS IN RECEPTIONS**

Rank	Player, Team	Rec	Yards	Avg	Long	TD
16t)	Jackson, Buf. (RB)	65	497	7.6	34	1
20t)	*Watkins, Buf.	62	925	14.9	84	6
22t)	Woods, Buf.	61	660	10.8	37	4
43t)	Chandler, Buf. (TE)	46	477	10.4	37	3
50t)	Hogan, Buf.	40	423	10.6	31	4

WEEK 16 / THROUGH MONDAY, DECEMBER 22, 2014**NFL / LEADERS IN RECEPTIONS**

Rank	Player, Team	Rec	Yards	Avg	Long	TD
34t)	Jackson, Buf. (RB)	65	497	7.6	34	1
42t)	*Watkins, Buf.	62	925	14.9	84	6
44t)	Woods, Buf.	61	660	10.8	37	4

WEEK 16 / THROUGH MONDAY, DECEMBER 22, 2014**AFC / RECEIVING YARDAGE LEADERS**

Rank	Player, Team	Yards	Rec	Avg	Long	TD
10)	*Watkins, Buf.	925	62	14.9	84	6
33)	Woods, Buf.	660	61	10.8	37	4
45)	Jackson, Buf. (RB)	497	65	7.6	34	1
49)	Chandler, Buf. (TE)	477	46	10.4	37	3

WEEK 16 / THROUGH MONDAY, DECEMBER 22, 2014**NFL / RECEIVING YARDAGE LEADERS**

Rank	Player, Team	Yards	Rec	Avg	Long	TD
25)	*Watkins, Buf.	925	62	14.9	84	6

WEEK 16 / THROUGH MONDAY, DECEMBER 22, 2014**AFC / THIRD-DOWN RECEIVING LEADERS**

Rank	Player, Team	Rec	Yards	Avg	Long	TD
17t)	Chandler, Buf. (TE)	19	227	11.9	28	1
20t)	*Watkins, Buf.	18	333	18.5	84	1
20t)	Hogan, Buf.	18	201	11.2	24	1
23t)	Jackson, Buf. (RB)	17	140	8.2	28	0

40t) Woods, Buf.	13	150	11.5	32	1
------------------	----	-----	------	----	---

WEEK 16 / THROUGH MONDAY, DECEMBER 22, 2014

NFL / THIRD-DOWN RECEIVING LEADERS

Rank	Player, Team	Rec	Yards	Avg	Long	TD
35t)	Chandler, Buf. (TE)	19	227	11.9	28	1
42t)	*Watkins, Buf.	18	333	18.5	84	1
42t)	Hogan, Buf.	18	201	11.2	24	1
48t)	Jackson, Buf. (RB)	17	140	8.2	28	0

WEEK 16 / THROUGH MONDAY, DECEMBER 22, 2014

AFC / LEADING SCORERS, NONKICKERS

Rank	Player, Team	TD	Rush	Rec	Ret	X2	Pts
24t)	*Watkins, Buf. (WR)	6	0	6	0	0	36
45)	Woods, Buf. (WR)	4	0	4	0	1	26
46t)	Hogan, Buf. (WR)	4	0	4	0	0	24

WEEK 16 / THROUGH MONDAY, DECEMBER 22, 2014

NFL / LEADING SCORERS, NONKICKERS

Rank	Player, Team	TD	Rush	Rec	Ret	X2	Pts
47t)	*Watkins, Buf. (WR)	6	0	6	0	0	36

WEEK 16 / THROUGH MONDAY, DECEMBER 22, 2014

AFC / LEADING SCORERS, KICKERS

Rank	Player, Team	PAT	FG	Pct	Long	Pts
3)	Carpenter, Buf.	29/30	33/37	.892	58	128

WEEK 16 / THROUGH MONDAY, DECEMBER 22, 2014

NFL / LEADING SCORERS, KICKERS

Rank	Player, Team	PAT	FG	Pct	Long	Pts
5)	Carpenter, Buf.	29/30	33/37	.892	58	128

WEEK 16 / THROUGH MONDAY, DECEMBER 22, 2014

AFC / TOUCHBACKS ON KICKOFFS

Rank	Player, Team	TB
5)	Gay, Buf.	45

NFL / TOUCHBACKS ON KICKOFFS

Rank	Player, Team	TB
9t)	Gay, Buf.	45

WEEK 16 / THROUGH MONDAY, DECEMBER 22, 2014

AFC / MOST YARDS FROM SCRIMMAGE

Rank	Player, Team	Total			Rushing			Receiving			
		Yards	Att	Rec	Avg	Yards	Att	Avg	Yards	Rec	Avg
17)	Jackson, Buf. (RB)	964		188	5.1	467	123	3.8	497	65	7.6
19)	*Watkins, Buf. (WR)	928		63	14.7	3	1	3.0	925	62	14.9

WEEK 16 / THROUGH MONDAY, DECEMBER 22, 2014

NFL / MOST YARDS FROM SCRIMMAGE

Rank	Player, Team	Total			Rushing			Receiving			
		Yards	Att	Rec	Avg	Yards	Att	Avg	Yards	Rec	Avg
42)	Jackson, Buf. (RB)	964		188	5.1	467	123	3.8	497	65	7.6
44)	*Watkins, Buf. (WR)	928		63	14.7	3	1	3.0	925	62	14.9

WEEK 16 / THROUGH MONDAY, DECEMBER 22, 2014

AFC / LEADERS IN FIRST DOWNS

Rank	Player, Team	Rush	Rec	Tot
17t)	Jackson, Buf. (RB)	22	24	46
17t)	*Watkins, Buf. (WR)	0	46	46
48t)	Woods, Buf. (WR)	0	32	32

WEEK 16 / THROUGH MONDAY, DECEMBER 22, 2014

NFL / LEADERS IN FIRST DOWNS

Rank	Player, Team	Rush	Rec	Tot
41t)	Jackson, Buf. (RB)	22	24	46
41t)	*Watkins, Buf. (WR)	0	46	46

WEEK 16 / THROUGH MONDAY, DECEMBER 22, 2014

AFC / LEADING PUNTERS

Rank	Player, Team	No	Yards	Lg	Avg	TB	Blk	Dwn	OB	Opp Ret	In	Net
16)	Schmidt, Buf.	81	3509	67	43.3	6	0	10	11	35	218	29 39.1

NFL / LEADING PUNTERS

Rank	Player, Team	No	Yards	Lg	Avg	TB	Blk	Dwn	OB	Opp Ret	In	Net
30)	Schmidt, Buf.	81	3509	67	43.3	6	0	10	11	35	218	29 39.1

WEEK 16 / THROUGH MONDAY, DECEMBER 22, 2014

AFC / LEADING PUNTERS, NET AVERAGE

Rank	Player, Team	No	Yards	Lg	Avg	TB	Blk	Dwn	OB	Opp Ret	In	Net
10)	Schmidt, Buf.	81	3509	67	43.3	6	0	10	11	35	218	29 39.1

NFL / LEADING PUNTERS, NET AVERAGE

Rank	Player, Team	No	Yards	Lg	Avg	TB	Blk	Dwn	OB	Opp Ret	In	Net
17)	Schmidt, Buf.	81	3509	67	43.3	6	0	10	11	35	218	29 39.1

WEEK 16 / THROUGH MONDAY, DECEMBER 22, 2014

AFC / PUNT RETURN LEADERS

Rank	Player, Team	Ret	FC	Yards	Avg	Long	TD
5)	McKelvin, Buf.	21	8	183	8.7	24	0

NFL / PUNT RETURN LEADERS

Rank	Player, Team	Ret	FC	Yards	Avg	Long	TD
10)	McKelvin, Buf.	21	8	183	8.7	24	0

WEEK 16 / THROUGH MONDAY, DECEMBER 22, 2014

AFC / LEADERS IN INTERCEPTIONS

Rank	Player, Team	Int	Yards	Avg	Long	TD
4t)	McKelvin, Buf.	4	10	2.5	9	0
10t)	Searcy, Buf.	3	70	23.3	32	0
10t)	Gilmore, Buf.	3	61	20.3	27	0
25t)	Rambo, Was.-Buf.	2	44	22.0	28	0

WEEK 16 / THROUGH MONDAY, DECEMBER 22, 2014

NFL / LEADERS IN INTERCEPTIONS

Rank	Player, Team	Int	Yards	Avg	Long	TD
7t)	McKelvin, Buf.	4	10	2.5	9	0
21t)	Searcy, Buf.	3	70	23.3	32	0
21t)	Gilmore, Buf.	3	61	20.3	27	0

WEEK 16 / THROUGH MONDAY, DECEMBER 22, 2014

AFC / LEADERS IN SACKS

Rank	Player, Team	Sacks
4)	Ma. Williams, Buf. (DE)	13.5
8t)	Dareus, Buf. (DT)	10.0
11)	Hughes, Buf. (DE)	9.5
26t)	K. Williams, Buf. (DT)	5.5

WEEK 16 / THROUGH MONDAY, DECEMBER 22, 2014**NFL / LEADERS IN SACKS**

Rank	Player, Team	Sacks
5t)	Ma. Williams, Buf. (DE)	13.5
13t)	Dareus, Buf. (DT)	10.0
18)	Hughes, Buf. (DE)	9.5

WEEK 16 / THROUGH MONDAY, DECEMBER 22, 2014**AFC / FUMBLE RECOVERIES**

Rank	Player, Team	TotRec	OffRec	DefRec
4t)	Jackson, Buf.	4	4	0
14t)	Robey, Buf.	2	0	2
14t)	D. Williams, Buf.	2	0	2

WEEK 16 / THROUGH MONDAY, DECEMBER 22, 2014**NFL / FUMBLE RECOVERIES**

Rank	Player, Team	TotRec	OffRec	DefRec
7t)	Jackson, Buf.	4	4	0

WEEK 16 / THROUGH MONDAY, DECEMBER 22, 2014**AFC / OFFENSIVE FUMBLE RECOVERIES**

Rank	Player, Team	Ret	Yards	Avg	Long	TD
3t)	Jackson, Buf.	4	0	0.0	0	0

WEEK 16 / THROUGH MONDAY, DECEMBER 22, 2014**NFL / OFFENSIVE FUMBLE RECOVERIES**

Rank	Player, Team	Ret	Yards	Avg	Long	TD
6t)	Jackson, Buf.	4	0	0.0	0	0

WEEK 16 / THROUGH MONDAY, DECEMBER 22, 2014**AFC / DEFENSIVE FUMBLE RECOVERIES**

Rank	Player, Team	Ret	Yards	Avg	Long	TD
5t)	D. Williams, Buf.	2	3	1.5	3	0
5t)	Robey, Buf.	2	2	1.0	2	0

WEEK 16 / THROUGH MONDAY, DECEMBER 22, 2014**NFL / DEFENSIVE FUMBLE RECOVERIES**

Rank	Player, Team	Ret	Yards	Avg	Long	TD
11t)	D. Williams, Buf.	2	3	1.5	3	0
11t)	Robey, Buf.	2	2	1.0	2	0

WEEK 16 / THROUGH MONDAY, DECEMBER 22, 2014

BUF
24 TYds/G
29 TYds/P
25 RYds/G
26 RshAvg
18 PsYd/G
26 PasAvg
15 %HdInt
17 Sac/PP
29 1D/Gm
25 3D Eff
21 4D Eff
11 PR Avg
19 KR Avg
27 GPntAv
17 NPntAv
18 Pts/Gm
6 FG%

Team/Offense Rank (Within League)

BUF
4 TYds/G
4 TYds/P
13 RYds/G
13 RshAvg
3 PsYd/G
3 PasAvg
3 %HdInt
1 Sac/PP
8 1D/Gm
1 3D Eff
15t 4D Eff
5 PR Avg
4 KR Avg
7 GPntAv
6 NPntAv
5 Pts/Gm
8 FG%

Opponent/Defense Rank (Within League)



LAST WEEK

Flip Card and Gamebook

Regular Season Game #15

**Buffalo Bills at Oakland Raiders
Sunday, December 21, 2014**

RAIDERS

NO	NAME	POS
4	Derek Carr	QB
7	Marquette King	P
8	Matt Schaub	QB
11	Sebastian Janikowski...K	
12	Brice Butler	WR
14	Matt McGloin	QB
17	Denarius Moore	WR
18	Andre Holmes	WR
19	Vincent Brown	WR
20	Darren McFadden	RB
21	Maurice Jones-Drew...	RB
23	Tarell Brown	CB
24	Charles Woodson	S
25	DJ Hayden	CB
28	Lataavius Murray	RB
29	Brandian Ross	S
31	Neiko Thorpe	CB
34	George Atkinson III...	RB
35	Chimdi Chekwa	CB
36	Ras-I Dowling	CB
37	Chance Casey	CB
38	TJ Carrie	CB
39	Keith McGill	CB
45	Marcel Reece	FB
49	Jamize Olawale ...	FB/RB
52	Khalil Mack	LB
54	Bojaj Filimoeatu	LB
56	Miles Burris	LB
57	Ray-Ray Armstrong ...	LB
59	Jon Condo	LS
61	Stefen Wisniewski...C/G	
66	Gabe Jackson	G
67	Kevin Boothe	G
69	Khalif Barnes	T/G
70	Tony Bergstrom	G
71	Menelik Watson	T
72	Donald Penn	T
73	Matt McCants	T
77	Austin Howard	G/T
78	Justin Ellis	DT
81	Mychal Rivera	TE
83	Scott Simonson	TE
85	Kenbrell Thompkins..	WR
87	Brian Leonhardt	TE
89	James Jones	WR
90	Pat Sims	DT
91	Justin Tuck	DE
92	Stacy McGee	DT
93	Ricky Lumpkin	DT
94	Antonio Smith	DL
95	Benson Mayowa	DE
96	Denico Autry	DE
98	C.J. Wilson	DL



OAKLAND RAIDERS (2-12) vs. BUFFALO BILLS (8-6)

SUNDAY, DEC. 21, 2014 - 1:25 P.M. - O.co COLISEUM

RAIDERS OFFENSE

WR	89 James Jones	17 Denarius Moore	19 Vincent Brown
LT	72 Donald Penn	73 Matt McCants	
LG	66 Gabe Jackson		
C	61 Stefen Wisniewski	67 Kevin Boothe	
RG	77 Austin Howard	70 Tony Bergstrom	
RT	69 Khalif Barnes	71 Menelik Watson	
TE	81 Mychal Rivera	87 Brian Leonhardt	83 Scott Simonson
WR	18 Andre Holmes	12 Brice Butler	85 KenbrellThompkins
QB	4 Derek Carr	8 Matt Schaub	14 Matt McGloin
RB	20 Darren McFadden	21 Maurice Jones-Drew	28 Lataavius Murray
FB	45 Marcel Reece	49 Jamize Olawale	34 George Atkinson III

BILLS DEFENSE

LDE	94 Mario Williams	92 Jarius Wynn	
DT	95 Kyle Williams	96 Stefan Charles	
DT	99 Marcell Dareus	97 Corbin Bryant	
RDE	55 Jerry Hughes	91 Manny Lawson	
WLB	52 Preston Brown	56 Keith Rivers	54 Larry Dean
MLB	51 Brandon Spikes	57 Ty Powell	
SLB	53 Nigel Bradham	58 Randell Johnson	
LCB	20 Corey Graham	29 Ross Cockrell	
DS	25 Da'Norris Searcy	27 Duke Williams	
DS	23 Aaron Williams	30 Bacarri Rambo	
RCB	24 Stephon Gilmore	37 Nickell Robey	33 Ron Brooks

RAIDERS SPECIALISTS

P	7	Marquette King	
K	11	Sebastian Janikowski	
H	8	Matt Schaub	7 Marquette King
LS	59	Jon Condo	61 Stefen Wisniewski 87 Brian Leonhardt
KR	38	<u>TJ Carrie</u>	28 Latavius Murray
PR	38	<u>TJ Carrie</u>	17 Denarius Moore

Underline: Rookie [Brackets]: Injured

INACTIVES

1.	_____	5.	_____
2.	_____	6.	_____
3.	_____	7.	_____
4.	_____		

OFFICIALS

REFEREE	- Craig Wrolstad (4)
HEAD LINESMAN	- Mark Hittner (28)
FIELD JUDGE	- Steve Zimmer (33)
BACK JUDGE	- Lee Dyer (27)

RAIDERS DEFENSE

RE	98 C.J. Wilson	95 Benson Mayowa	
DT	94 Antonio Smith	92 Stacy McGee	93 Ricky Lumpkin
NT	78 Justin Ellis	90 Pat Sims	
LE	91 Justin Tuck	96 Denico Autry	
WLB	57 Ray-Ray Armstrong	54 Bojaj Filimoeatu	
MLB	56 Miles Burris		
SLB	52 Khalil Mack		
RCB	23 Tarell Brown	35 Chimdi Chekwa	31 Neiko Thorpe
LCB	25 DJ Hayden	38 TJ Carrie	37 Chance Casey
FS	24 Charles Woodson	39 Keith McGill	
SS	29 Brandian Ross	36 Ras-I Dowling	

BILLS OFFENSE

WR	10 Robert Woods	15 Chris Hogan	11 Marcus Thigpen
LT	77 Cordy Glenn	75 Chris Hairston	80 Deonte Thompson
LG	60 Kraig Urbik	68 Cyril Richardson	
C	70 Eric Wood	60 Kraig Urbik	
RG	79 Erik Pears		
RT	66 Seantrel Henderson	71 Cyrus Kouandjio	
TE	84 Scott Chandler	85 Lee Smith	89 Chris Gragg
QB	18 Kyle Orton	3 EJ Manuel	
RB	22 Fred Jackson	26 Boobie Dixon	35 Bryce Brown
FB	48 MarQueis Gray		
WR	14 Sammy Watkins	88 Marquise Goodwin	81 Marcus Easley

BILLS SPECIALISTS

K	2 Dan Carpenter	4 Jordan Gay	
KO	4 Jordan Gay	2 Dan Carpenter	
P	6 Colton Schmidt	4 Jordan Gay	
KOR	11 Marcus Thigpen	35 Bryce Brown	88 Marquise Goodwin
PR	11 Marcus Thigpen	22 Fred Jackson	10 Robert Woods
LS	65 Garrison Sanborn		
H	6 Colton Schmidt	4 Jordan Gay	

Underline: Rookie [Brackets]: Injured

INACTIVES

1.	_____	5.	_____
2.	_____	6.	_____
3.	_____	7.	_____
4.	_____		

BILLS

NO	NAME	POS
2	Dan Carpenter	K
3	EJ Manuel	QB
4	Jordan Gay	K
6	Colton Schmidt	P
10	Robert Woods	WR
11	Marcus Thigpen	WR
14	Sammy Watkins	WR
15	Chris Hogan	WR
18	Kyle Orton	QB
20	Corey Graham	CB
22	Fred Jackson	RB
23	Aaron Williams	S
24	Stephon Gilmore	CB
25	Da'Norris Searcy	S
26	Boobie Dixon	RB
27	Duke Williams	S
29	Ross Cockrell	CB
30	Bacarri Rambo	S
33	Ron Brooks	CB
35	Bryce Brown	RB
37	Nickell Robey	CB
48	MarQueis Gray	TE
51	Brandon Spikes	LB
52	Preston Brown	LB
53	Nigel Bradham	LB
54	Larry Dean	LB
55	Jerry Hughes	DE
56	Keith Rivers	LB
57	Ty Powell	LB
58	Randell Johnson	LB
60	Kraig Urbik	G
65	Garrison Sanborn	LS
66	Seantrel Henderson	T
68	Cyril Richardson	G
70	Eric Wood	C
71	Cyrus Kouandjio	T
75	Chris Hairston	T
77	Cordy Glenn	T
79	Erik Pears	G
80	Deonte Thompson ..	WR
81	Marcus Easley	WR
84	Scott Chandler	TE
85	Lee Smith	TE
88	Marquise Goodwin .	WR
89	Chris Gragg	TE
91	Manny Lawson	DE
92	Jarius Wynn	DE
94	Mario Williams	DE
95	Kyle Williams	DT
96	Stefan Charles	DT
97	Corbin Bryant	DT
99	Marcell Dareus	DT

NO	NAME	POS
57	Armstrong, Ray-Ray	LB
34	Atkinson III, George.....	RB
96	Autry, Denico	DE
69	Barnes, Khalif	T/G
70	Bergstrom, Tony.....	G
67	Boothe, Kevin.....	G
23	Brown, Tarrell.....	CB
19	Brown, Vincent	WR
56	Burris, Miles	LB
12	Butler, Brice.....	WR
4	Carr, Derek	QB
38	Carrie, TJ	CB
37	Casey, Chance	CB
35	Chekwa, Chimdi	CB
59	Condo, Jon	LS
36	Dowling, Ras-I	CB
78	Ellis, Justin	DT
54	Filimoeatu, Bojay	LB
25	Hayden, DJ	CB
18	Holmes, Andre	WR
77	Howard, Austin	G/T
66	Jackson, Gabe	G
11	Janikowski, Sebastian....	K
89	Jones, James	WR
21	Jones-Drew, Maurice....	RB
7	King, Marquette.....	P
87	Leonhardt, Brian.....	TE
93	Lumpkin, Ricky	DT
52	Mack, Khalil.....	LB
95	Mayowa, Benson.....	DE
73	McCants, Matt	T
20	McFadden, Darren.....	RB
92	McGee, Stacy	DT
39	McGill, Keith.....	CB
14	McGloin, Matt.....	QB
17	Moore, Denarius.....	WR
28	Murray, Jamize.....	RB
49	Olawale, Jamize.....	FB/RB
72	Penn, Donald.....	T
45	Reece, Marcel	FB
81	Rivera, Mychal.....	TE
29	Ross, Brandian.....	S
8	Schaub, Matt.....	QB
83	Simonson, Scott	TE
90	Sims, Pat.....	DT
94	Smith, Antonio	DL
85	Thompkins, Kenbrell ..	WR
31	Thorpe, Neiko	CB
91	Tuck, Justin.....	DE
71	Watson, Menelik.....	T
98	Wilson, C.J	DL
61	Wisniewski, Stefan	C/G
24	Woodson, Charles.....	S

NO	NAME	POS	HT	WT	AGE	EXP	COLLEGE
4	Derek Carr	QB	6-3	214	23	R	Fresno State
7	Marquette King	P	6-0	190	26	3	Fort Valley State
8	Matt Schaub	QB	6-6	235	33	11	Virginia
11	Sebastian Janikowski	K	6-1	260	36	15	Florida State
12	Brice Butler	WR	6-3	210	24	2	San Diego State
14	Matt McGloin	QB	6-1	210	25	2	Penn State
17	Denarius Moore	WR	6-0	190	26	4	Tennessee
18	Andre Holmes	WR	6-4	210	26	3	Hillsdale
19	Vincent Brown	WR	5-11	190	25	4	San Diego State
20	Darren McFadden	RB	6-1	218	27	7	Arkansas
21	Maurice Jones-Drew	RB	5-7	210	29	9	UCLA
23	Tarell Brown	CB	5-11	190	29	8	Texas
24	Charles Woodson	S	6-1	210	38	17	Michigan
25	DJ Hayden	CB	5-11	190	24	2	Houston
28	Lataavius Murray	RB	6-3	225	24	2	UCF
29	Brandian Ross	S	6-1	190	25	3	Youngstown State
31	Neiko Thorpe	CB	6-1	200	24	2	Auburn
34	George Atkinson III	RB	6-1	218	22	R	Notre Dame
35	Chimdi Chekwa	CB	6-0	190	26	3	Ohio State
36	Ras-I Dowling	CB	6-1	210	26	3	Virginia
37	Chance Casey	CB	5-11	190	23	1	Baylor
38	TJ Carrie	CB	6-0	204	24	R	Ohio
39	Keith McGill	CB	6-3	211	25	R	Utah
45	Marcel Reece	FB	6-1	250	29	5	Washington
49	Jamize Olawale	FB/RB	6-1	235	25	2	North Texas
52	Khalil Mack	LB	6-3	252	23	R	Buffalo
54	Bojay Filimoeatu	LB	6-2	250	25	R	Utah State
56	Miles Burris	LB	6-2	235	26	3	San Diego State
57	Ray-Ray Armstrong	LB	6-3	234	23	2	Miami (Fla.)
59	Jon Condo	LS	6-3	240	33	8	Maryland
61	Stefen Wisniewski	C/G	6-3	315	25	4	Penn State
66	Gabe Jackson	G	6-3	336	23	R	Mississippi State
67	Kevin Boothe	G	6-5	325	31	9	Cornell
69	Khalif Barnes	T/G	6-6	320	32	10	Washington
70	Tony Bergstrom	G	6-5	315	28	3	Utah
71	Menelik Watson	T	6-5	315	25	2	Florida State
72	Donald Penn	T	6-4	330	31	9	Utah State
73	Matt McCants	T	6-6	310	25	2	UAB
77	Austin Howard	G/T	6-7	330	27	5	Northern Iowa
78	Justin Ellis	DT	6-2	334	23	R	Louisiana Tech
81	Mychal Rivera	TE	6-3	245	24	2	Tennessee
83	Scott Simonson	TE	6-5	249	22	R	Assumption
85	Kenbrell Thompkins	WR	6-1	195	26	2	Cincinnati
87	Brian Leonhardt	TE	6-5	255	24	1	Bemidji State
89	James Jones	WR	6-1	200	30	8	San Jose State
90	Pat Sims	DT	6-2	310	29	7	Auburn
91	Justin Tuck	DE	6-5	265	31	10	Notre Dame
92	Stacy McGee	DE	6-3	310	24	2	Oklahoma
93	Ricky Lumpkin	DT	6-4	300	26	1	Kentucky
94	Antonio Smith	DL	6-3	290	33	10	Oklahoma State
95	Benson Mayowa	DE	6-3	252	23	2	Idaho
96	Denico Autry	DE	6-5	273	24	R	Mississippi State
98	C.J. Wilson	DL	6-3	300	27	5	East Carolina

PRONUNCIATION

Denico Autry	duh-KNEE-co	Brian Leonhardt	LEE-in-hart	Brandian Ross	BRAN-don
Khalif Barnes	kuh-LEEF	Khalil Mack	KAH-leel	Matt Schaub	SHOB
Kevin Boothe	BOOTH	Benson Mayowa	may-OH-uh	Kenbrell Thompkins	ken-BRELL
Tarell Brown	tuh-RELL	Denarius Moore	den-AIR-ee-us	Neiko Thorpe	KNEE-co
Chimdi Chekwa	CHIM-dee CHECK-wah	Lataavius Murray	lah-TAY-vee-us	Menelik Watson	MEN-ah-lick
Bojay Filimoeatu	BO-jay FEE-lee-moy-ah-too	Jamize Olawale	juh-MAZE oh-lah-WALL-ee	Stefen Wisniewski	STEE-fen wizz-NEW-skee
Sebastian Janikowski	Jan-ah-COW-skee	Mychal Rivera	MIKE-uhl		

OAKLAND RAIDERS COACHING STAFF

Tony Sparano (Interim Head Coach)

Bobby April (special teams coordinator), Greg Olson (offensive coordinator), Jason Tarver (defensive coordinator), Chris Boniol (assistant special teams), John DeFilippo (quarterbacks), Ted Gilmore (strength and conditioning), Justin Griffith (quality control-offense), Nick Holz (offensive assistant), Mark Hutson (tight ends), Marcus Robertson (assistant defensive backs), Bob Sanders (linebackers), Eric Sanders (quality control-defense), Al Saunders (senior offensive assistant), Kelly Skipper (running backs), Travis Smith (defensive assistant), Vernon Stephens (assistant strength and conditioning), Terrell Williams (defensive line), Joe Woods (defensive backs).

NO	NAME	POS	HT	WT	AGE	EXP	COLLEGE
2	Dan Carpenter	K	6-2	228	29	7	Montana
3	EJ Manuel	QB	6-4	237	24	2	Florida State
4	Jordan Gay	K	6-1	200	25	1	Centre College
6	Colton Schmidt	P	5-11	224	24	1	California-Davis
10	Robert Woods	WR	6-0	190	22	2	Southern California
11	Marcus Thigpen	WR	5-9	200	28	3	Indiana
14	Sammy Watkins	WR	6-1	211	21	R	Clemson
15	Chris Hogan	WR	6-1	220	26	2	Monmouth (N.J.)
18	Kyle Orton	QB	6-4	228	32	10	Purdue
20	Corey Graham	CB	6-0	196	29	8	New Hampshire
22	Fred Jackson	RB	6-1	216	33	8	Coe College
23	Aaron Williams	S	6-0	199	24	4	Texas
24	Stephon Gilmore	CB	6-1	190	24	3	South Carolina
25	Da'Norris Searcy	S	5-11	207	26	4	North Carolina
26	Boobie Dixon	RB	6-1	233	27	5	Mississippi State
27	Duke Williams	S	5-11	201	24	2	Nevada
29	Ross Cockrell	CB	6-0	190	23	R	Duke
30	Bacarri Rambo	S	6-0	211	24	2	Georgia
33	Ron Brooks	CB	5-10	190	26	3	LSU
35	Bryce Brown	RB	6-0	220	23	3	Kansas State
37	Nickell Robey	CB	5-8	165	22	2	Southern California
48	MarQueis Gray	TE	6-4	242	25	2	Minnesota
51	Brandon Spikes	LB	6-2	255	27	5	Florida
52	Preston Brown	LB	6-1	251	22	R	Louisville
53	Nigel Bradham	LB	6-2	241	24	3	Florida State
54	Larry Dean	LB	6-0	227	26	4	Valdosta State
55	Jerry Hughes	DE	6-2	254	26	5	Texas Christian
56	Keith Rivers	LB	6-2	235	28	6	Southern California
57	Ty Powell	LB	6-2	249	26	2	Harding
58	Randell Johnson	LB	6-4	245	23	R	Florida Atlantic
60	Kraig Urbik	G	6-5	324	29	6	Wisconsin
65	Garrison Sanborn	LS	6-1	240	29	6	Florida State
66	Seantrel Henderson	T	6-7	331	22	R	Miami
68	Cyril Richardson	G	6-5	343	23	R	Baylor
70	Eric Wood	C	6-4	310	28	6	Louisville
71	Cyrus Kouandjio	T	6-7	322	21	R	Alabama
75	Chris Hairston	T	6-6	330	25	3	Clemson
77	Cordy Glenn	T	6-6	345	25	3	Georgia
79	Erik Pears	G	6-8	316	32	9	Colorado State
80	Deonte Thompson	WR	6-0	203	25	3	Florida
81	Marcus Easley	WR	6-2	217	27	4	Connecticut
84	Scott Chandler	TE	6-7	260	29	8	Iowa
85	Lee Smith	TE	6-6	265	27	4	Marshall
88	Marquise Goodwin	WR	5-9	179	24	2	Texas
89	Chris Gragg	TE	6-3	244	24	2	Arkansas
91	Manny Lawson	DE	6-5	240	30	9	North Carolina State
92	Jarius Wynn	DE	6-3	285	28	6	Georgia
94	Mario Williams	DE	6-6	292	29	9	North Carolina State
95	Kyle Williams	DT	6-1	303	31	9	LSU
96	Stefan Charles	DT	6-5	323	26	2	Regina
97	Corbin Bryant	DT	6-4	300	26	2	Northwestern
99	Marcell Dareus	DT	6-3	331	24	4	Alabama

PRONUNCIATION

Stefen Charles	STEH-fahn	Cyril Richardson	SEER-uhl	Doug Marrone	mah-ROHN
Marcell Dareus	DAR-e-us	Nickell Robey	Nick-ELL	Jim Hostler	HASS-ler
Stephon Gilmore	steph-AHN	Da'Norris Searcy	SIR-see	Fred Pagac	PUG-itch
Seantrel Henderson	SHAWN-trell	Kraig Urbik	ER-bick		
Cyrus Kouandjio	KWAN-jo	Jarius Wynn	Jair-E-us		
Erik Pears	PEERS				

Doug Marrone (Head Coach)

Greg Adkins (tight ends), Kurt Anderson (offensive quality control), John Anselmo (special teams assistant), Thad Bogardus (defensive quality control), Samson Brown (assistant defensive backs), Stephen Brown (assistant to the Head Coach), Eric Ciano (head strength and conditioning), Danny Crossman (special teams coordinator), Todd Downing (quarterbacks), Nathaniel Hackett (offensive coordinator), Donnie Henderson (defensive backs), Jim Hostler (senior offensive assistant), Pepper Johnson (defensive line), Dan Liburd (strength and conditioning assistant), Hal Luther (assistant strength and conditioning), Rob Moore (wide receivers), Pat Morris (offensive line), Fred Pagac (linebackers), Jim Schwartz (defensive coordinator), Jason Vrabie (assistant defensive line), Jason Vrabie (assistant defensive line), Jason Vrabie (running backs).

BUFFALO BILLS COACHING STAFF

Buffalo Bills

No	Name	Pos	Ht	Wt	Age	Exp	College
2	Dan Carpenter	K	6-2	228	29	7	Montana
3	EJ Manuel	QB	6-4	237	24	2	Florida State
4	Jordan Gay	K	6-1	200	25	1	Centre College
6	Colton Schmidt	P	5-11	224	24	1	California-Davis
10	Robert Woods	WR	6-0	190	22	2	Southern California
11	Marcus Thigpen	WR	5-9	200	28	3	Indiana
14	Sammy Watkins	WR	6-1	211	21	R	Clemson
15	Chris Hogan	WR	6-1	220	26	2	Monmouth (N.J.)
18	Kyle Orton	QB	6-4	228	32	10	Purdue
20	Corey Graham	CB	6-0	196	29	8	New Hampshire
22	Fred Jackson	RB	6-1	216	33	8	Coe College
23	Aaron Williams	S	6-0	199	24	4	Texas
24	Stephon Gilmore	CB	6-1	190	24	3	South Carolina
25	Da'Norris Searcy	S	5-11	207	26	4	North Carolina
26	Boobie Dixon	RB	6-1	233	27	5	Mississippi State
27	Duke Williams	S	5-11	201	24	2	Nevada
29	Ross Cockrell	CB	6-0	190	23	R	Duke
30	Bacarri Rambo	S	6-0	211	24	2	Georgia
33	Ron Brooks	CB	5-10	190	26	3	LSU
35	Bryce Brown	RB	6-0	220	23	3	Kansas State
37	Nickell Robey	CB	5-8	165	22	2	Southern California
48	MarQueis Gray	TE	6-4	242	25	2	Minnesota
51	Brandon Spikes	LB	6-2	255	27	5	Florida
52	Preston Brown	LB	6-1	251	22	R	Louisville
53	Nigel Bradham	LB	6-2	241	24	3	Florida State
54	Larry Dean	LB	6-0	227	26	4	Valdosta State
55	Jerry Hughes	DE	6-2	254	26	5	Texas Christian
56	Keith Rivers	LB	6-2	235	28	6	Southern California
57	Ty Powell	LB	6-2	249	26	2	Harding
58	Randell Johnson	LB	6-4	245	23	R	Florida Atlantic
60	Kraig Urbik	G	6-5	324	29	6	Wisconsin
65	Garrison Sanborn	LS	6-1	240	29	6	Florida State
66	Seantrel Henderson	T	6-7	331	22	R	Miami
68	Cyril Richardson	G	6-5	343	23	R	Baylor
70	Eric Wood	C	6-4	310	28	6	Louisville
71	Cyrus Kouandjio	T	6-7	322	21	R	Alabama
75	Chris Hairston	T	6-6	330	25	3	Clemson
77	Cordy Glenn	T	6-6	345	25	3	Georgia
79	Erik Pears	G	6-8	316	32	9	Peoria
80	Deonte Thompson	WR	6-0	203	25	3	Alabama
81	Marcus Easley	WR	6-2	217	27	4	Alabama
84	Scott Chandler	TE	6-7	260	29	8	Alabama
85	Lee Smith	TE	6-6	265	27	4	Alabama
88	Marquise Goodwin	WR	5-9	179	24	2	Alabama
89	Chris Gragg	TE	6-3	244	24	2	Alabama
91	Manny Lawson	DE	6-5	240	30	9	Alabama
92	Jarius Wynn	DE	6-3	285	28	6	Alabama
94	Mario Williams	DE	6-6	292	29	9	Alabama
95	Kyle Williams	DT	6-1	303	31	9	Alabama
96	Stefan Charles	DT	6-5	323	26	2	Alabama
97	Corbin Bryant	DT	6-4	300	26	2	Alabama
99	Marcell Dareus	DT	6-3	331	24	4	Alabama

Stefan Charles

Marcell Dareus

Stephon Gilmore

Seantrel Henderson

Erik Pears

STEh-fahh

DAR-ee-us (like 'jar')

steph-AHN

SHAWN-trell

KWAN-jo

Cyril Richardson

Nickell Robey

Da'Norris Searcy

Kraig Urbik

Jarius Wynn

SEER-ull

Nick-Ell

SIR-see

ER-bick

Jair-E-us

Doug Marrone

Jim Hostler

Fred Pagac

REGULAR SEASON - WEEK 16, GAME 15

National Football League Game Summary

NFL Copyright © 2014 by The National Football League. All rights reserved. This summary and play-by-play is for the express purpose of assisting media in their coverage of the game; any other use of this material is prohibited without the written permission of the National Football League. Updated: 12/22/2014

Date: Sunday, 12/21/2014 **Buffalo Bills at Oakland Raiders** Start Time: 1:25 PM PST
at O.co Coliseum, Oakland, CA

Game Day Weather

Game Weather: Cloudy Temp: 64° F (17.8° C) Humidity: 84%, Wind: WNW 10 mph
Played Outdoor on Turf: Natural Grass Outdoor Weather: Cloudy,

Officials

Referee: Wrolstad, Craig (4) Umpire: Ellison, Roy (81) Head Linesman: Hittner, Mark (28)
Line Judge: Johnson, Carl (101) Side Judge: Lamberth, Jeff (21) Field Judge: Zimmer, Steve (33)
Back Judge: Dyer, Lee (27) Replay Official: Hynes, Al ()

Lineups

Buffalo Bills				Oakland Raiders			
Offense		Defense		Offense		Defense	
WR	10 R.Woods	LDE	94 M.Williams	WR	89 J.Jones	RE	98 C.Wilson
LT	77 C.Glenn	DT	95 K.Williams	LT	72 D.Penn	DT	94 A.Smith
LG	60 K.Urbik	DT	99 M.Dareus	LG	66 G.Jackson	NT	78 J.Ellis
C	70 E.Wood	RDE	55 J.Hughes	C	61 S.Wisniewski	LE	91 J.Tuck
RG	79 E.Pears	WLB	52 P.Brown	RG	77 A.Howard	WLB	57 R.Armstrong
RT	66 S.Henderson	MLB	51 B.Spikes	RT	69 K.Barnes	MLB	56 M.Burris
TE	85 L.Smith	SLB	53 N.Bradham	WR	85 K.Thompkins	SLB	52 K.Mack
QB	18 K.Orton	LCB	20 C.Graham	WR	18 A.Holmes	RCB	38 T.Carrie
RB	22 F.Jackson	DS	25 D.Searcy	QB	4 D.Carr	LCB	25 D.Hayden
TE	48 M.Gray	DS	23 A.Williams	RB	28 L.Murray	FS	24 C.Woodson
WR	14 S.Watkins	RCB	24 S.Gilmore	FB	45 M.Reece	SS	29 B.Ross

Substitutions

K 2 D.Carpenter, K 4 J.Gay, P 6 C.Schmidt, WR 11 M.Thigpen, WR 15 C.Hogan, RB 26 A.Dixon, S 27 D.Williams, RB 28 C.Spiller, S 30 B.Rambo, CB 33 R.Brooks, CB 37 N.Robey, LB 56 K.Rivers, LB 57 T.Powell, LS 65 G.Sanborn, G 68 C.Richardson, T 75 C.Hairston, WR 81 M.Easley, TE 84 S.Chandler, WR 88 M.Goodwin, DE 91 M.Lawson, DE 92 J.Wynn, DT 96 S.Charles, DT 97 C.Bryant

Substitutions

P 7 M.King, QB 8 M.Schaub, K 11 S.Janikowski, WR 12 B.Butler, RB 20 D.McFadden, CB 31 N.Thorpe, RB 34 G.Atkinson, DB 36 R.Dowling, CB 37 C.Casey, CB 39 K.McGill, FB/RB 49 J.Olawale, LB 50 S.Hadley, LB 54 B.Filimoeatu, LS 59 J.Condo, G 67 K.Boothe, T 73 M.McCants, TE 81 M.Rivera, TE 83 S.Simonson, DT 90 P.Sims, DT 93 R.Lumpkin, DE 95 B.Mayowa, DE 96 D.Autry

Did Not Play

QB 3 E.Manuel

Did Not Play

QB 14 M.McGloin, RB 21 M.Jones-Drew

Not Active

CB 29 R.Cockrell, RB 35 B.Brown, LB 54 L.Dean, LB 58 R.Johnson, T 71 C.Kouandjio, WR 80 D.Thompson, TE 89 C.Gragg

Not Active

WR 17 D.Moore, WR 19 V.Brown, CB 35 C.Chekwa, G 70 T.Bergstrom, T 71 M.Watson, TE 87 B.Leonhardt, DT 92 S.McGee

Field Goals (made () & missed)

D.Carpenter		(54)	S.Janikowski			(45) (36) (38) (49) 48WL		
			1	2	3	4	OT	Total
VISITOR:	Buffalo Bills		7	3	0	14	0	24
HOME:	Oakland Raiders		0	13	6	7	0	26

Scoring Plays

Team	Qtr	Time	Play Description (Extra Point) (Drive Info)	Visitor	Home
Bills	1	9:45	S.Watkins 42 yd. pass from K.Orton (D.Carpenter kick) (7-60, 4:29)	7	0
Raiders	2	14:56	J.Jones 3 yd. pass from D.Carr (S.Janikowski kick) (6-64, 2:31)	7	7
Raiders	2	8:09	S.Janikowski 45 yd. Field Goal (8-31, 4:02)	7	10
Raiders	2	1:11	S.Janikowski 36 yd. Field Goal (8-41, 3:05)	7	13
Bills	2	0:00	D.Carpenter 54 yd. Field Goal (8-41, 1:11)	10	13
Raiders	3	10:18	S.Janikowski 38 yd. Field Goal (7-45, 2:54)	10	16
Raiders	3	2:36	S.Janikowski 49 yd. Field Goal (12-49, 5:49)	10	19
Bills	4	14:54	S.Chandler 29 yd. pass from K.Orton (D.Carpenter kick) (7-83, 2:42)	17	19
Raiders	4	2:51	J.Olawale 1 yd. pass from D.Carr (S.Janikowski kick) (10-80, 5:22)	17	26

REGULAR SEASON - WEEK 16, GAME 15

National Football League Game Summary

NFL Copyright © 2014 by The National Football League. All rights reserved. This summary and play-by-play is for the express purpose of assisting media in their coverage of the game; any other use of this material is prohibited without the written permission of the National Football League. Updated: 12/22/2014

Bills	4	1:09	R.Woods 30 yd. pass from K.Orton (D.Carpenter kick) (4-62, 0:46)	24	26
Paid Attendance: 53,436				Time: 3:19	

Final Individual Statistics

Buffalo Bills

RUSHING	ATT	YDS	AVG	LG	TD
F.Jackson	6	10	1.7	3	0
A.Dixon	3	7	2.3	4	0
C.Spiller	4	-4	-1.0	4	0
Total	13	13	1.0	4	0

PASSING	ATT	CMP	YDS	SK/YD	TD	LG	IN	RT
K.Orton	49	32	329	2/21	3	42	2	87.9
Total	49	32	329	2/21	3	42	2	87.9

PASS RECEIVING	TAR	REC	YDS	AVG	LG	TD
F.Jackson	12	9	93	10.3	34	0
R.Woods	9	7	52	7.4	30	1
S.Chandler	6	4	37	9.3	29	1
C.Spiller	4	4	14	3.5	5	0
S.Watkins	7	3	75	25.0	42	1
C.Hogan	9	3	43	14.3	31	0
M.Gray	2	2	15	7.5	9	0
Total	49	32	329	10.3	42	3

INTERCEPTIONS	NO	YDS	AVG	LG	TD
Total	0	0	0	0	0

PUNTING	NO	YDS	AVG	NET	TB	IN20	LG
C.Schmidt	8	340	42.5	38.0	1	0	67
Total	8	340	42.5	38.0	1	0	67

PUNT RETURNS	NO	YDS	AVG	FC	LG	TD
M.Thigpen	3	11	3.7	2	11	0
[TOUCHBACK]	1	0	0.0	0	0	0
Total	3	11	3.7	2	11	0

KICKOFF RETURNS	NO	YDS	AVG	FC	LG	TD
M.Thigpen	3	65	21.7	0	27	0
[TOUCHBACK]	4	0	0.0	0	0	0
Total	3	65	21.7	0	27	0

Buffalo Bills

FUMBLES	FUM	LOST	OWN-REC	YDS	TD	FORCED	OPP-REC	YDS	TD	OUT-BDS
C.Spiller	1	0	1	0	0	0	0	0	0	0
Total	1	0	1	0	0	0	0	0	0	0

Oakland Raiders

FUMBLES	FUM	LOST	OWN-REC	YDS	TD	FORCED	OPP-REC	YDS	TD	OUT-BDS
D.Carr	1	0	1	-4	0	0	0	0	0	0
A.Smith	0	0	0	0	0	1	0	0	0	0
Total	1	0	1	-4	0	1	0	0	0	0

Oakland Raiders

RUSHING	ATT	YDS	AVG	LG	TD
L.Murray	23	86	3.7	25	0
D.McFadden	9	54	6.0	25	0
D.Carr	4	0	0.0	2	0
Total	36	140	3.9	25	0

PASSING	ATT	CMP	YDS	SK/YD	TD	LG	IN	RT
D.Carr	34	17	214	1/7	2	51	0	89.6
Total	34	17	214	1/7	2	51	0	89.6

PASS RECEIVING	TAR	REC	YDS	AVG	LG	TD
K.Thompkins	7	5	90	18.0	50	0
A.Holmes	6	3	73	24.3	51	0
L.Murray	4	3	22	7.3	19	0
M.Reece	3	2	20	10.0	16	0
M.Rivera	4	1	5	5.0	5	0
J.Jones	5	1	3	3.0	3	1
J.Olawale	1	1	1	1.0	1	1
D.McFadden	2	1	0	0.0	0	0
B.Butler	2	0	0	0.0	0	0
Total	34	17	214	12.6	51	2

INTERCEPTIONS	NO	YDS	AVG	LG	TD
B.Ross	1	7	7.0	7	0
C.Woodson	1	0	0.0	0	0
Total	2	7	3.5	7	0

PUNTING	NO	YDS	AVG	NET	TB	IN20	LG
M.King	6	265	44.2	39.0	1	0	57
Total	6	265	44.2	39.0	1	0	57

PUNT RETURNS	NO	YDS	AVG	FC	LG	TD
T.Carrie	3	16	5.3	0	11	0
[DOWNED]	1	0	0.0	0	0	0
[OUT OF BOUNDS]	3	0	0.0	0	0	0
[TOUCHBACK]	1	0	0.0	0	0	0
Total	3	16	5.3	0	11	0

KICKOFF RETURNS	NO	YDS	AVG	FC	LG	TD
G.Atkinson	1	21	21.0	0	21	0
[TOUCHBACK]	2	0	0.0	0	0	0
Total	1	21	21.0	0	21	0

Buffalo Bills vs Oakland Raiders
12/21/2014 at O.co Coliseum

Final Team Statistics

	Visitor Bills	Home Raiders
TOTAL FIRST DOWNS	15	18
By Rushing	1	7
By Passing	12	11
By Penalty	2	0
THIRD DOWN EFFICIENCY	4-15-27%	5-16-31%
FOURTH DOWN EFFICIENCY	0-0-0%	0-0-0%
TOTAL NET YARDS	321	347
Total Offensive Plays (inc. times thrown passing)	64	71
Average gain per offensive play	5.0	4.9
NET YARDS RUSHING	13	140
Total Rushing Plays	13	36
Average gain per rushing play	1.0	3.9
Tackles for a loss-number and yards	2-8	6-10
NET YARDS PASSING	308	207
Times thrown - yards lost attempting to pass	2-21	1-7
Gross yards passing	329	214
PASS ATTEMPTS-COMPLETIONS-HAD INTERCEPTED	49-32-2	34-17-0
Avg gain per pass play (inc.# thrown passing)	6.0	5.9
KICKOFFS Number-In End Zone-Touchbacks	4-2-2	7-6-4
PUNTS Number and Average	8-42.5	6-44.2
Had Blocked	0	0
FGs - PATs Had Blocked	0-0	0-0
Net Punting Average	38.0	39.0
TOTAL RETURN YARDAGE (Not Including Kickoffs)	11	23
No. and Yards Punt Returns	3-11	3-16
No. and Yards Kickoff Returns	3-65	1-21
No. and Yards Interception Returns	0-0	2-7
PENALTIES Number and Yards	7-55	4-35
FUMBLES Number and Lost	1-0	1-0
TOUCHDOWNS	3	2
Rushing	0	0
Passing	3	2
EXTRA POINTS Made-Attempts	3-3	2-2
Kicking Made-Attempts	3-3	2-2
FIELD GOALS Made-Attempts	1-1	4-5
RED ZONE EFFICIENCY	0-0-0%	2-4-50%
GOAL TO GO EFFICIENCY	0-0-0%	2-2-100%
SAFETIES	0	0
FINAL SCORE	24	26
TIME OF POSSESSION	26:13	33:47

Ball Possession And Drive Chart

Buffalo Bills

#	Time Recd	Time Lost	Time Poss	How Ball Obtained	Drive Began	# Play	Yds Gain	Yds Pen	Net Yds	1st Down	Last Scrm	How Given Up
1	14:14	9:45	4:29	Punt	BUF 40	7	65	-5	60	3	OAK 42	Touchdown
2	8:40	5:26	3:14	Punt	BUF 46	6	16	0	16	1	OAK 38	Interception
3	4:01	2:27	1:34	Punt	BUF 29	3	5	0	5	0	BUF 34	Punt
4	14:56	13:32	1:24	Kickoff	BUF 20	3	4	0	4	0	BUF 24	Punt
5	12:52	12:11	0:41	Punt	BUF 20	3	2	0	2	0	BUF 22	Punt
6	8:09	7:22	0:47	Kickoff	BUF 23	3	3	0	3	0	BUF 26	Punt
7	5:45	4:16	1:29	Punt	BUF 31	3	2	0	2	0	BUF 33	Punt
8	1:11	0:00	1:11	Kickoff	BUF 23	8	41	0	41	2	OAK 36	Field Goal
9	15:00	13:12	1:48	Kickoff	BUF 20	3	-6	0	-6	0	BUF 14	Punt
10	10:18	8:25	1:53	Kickoff	BUF 20	5	13	0	13	1	BUF 33	Punt
11	2:36	14:54	2:42	Kickoff	BUF 17	7	88	-5	83	4	OAK 29	Touchdown
12	11:59	8:13	3:46	Punt	BUF 14	7	32	0	32	2	BUF 46	Punt
13	2:51	2:22	0:29	Kickoff	BUF 20	3	-11	0	-11	0	BUF 9	Interception
14	1:55	1:09	0:46	Missed FG	BUF 38	4	67	-5	62	2	OAK 30	Touchdown

(361) Average BUF 26

Oakland Raiders

#	Time Recd	Time Lost	Time Poss	How Ball Obtained	Drive Began	# Play	Yds Gain	Yds Pen	Net Yds	1st Down	Last Scrm	How Given Up
1	15:00	14:14	0:46	Kickoff	OAK 20	3	6	0	6	0	OAK 26	Punt
2	9:45	8:40	1:05	Kickoff	OAK 20	3	1	0	1	0	OAK 21	Punt
3	5:26	4:01	1:25	Interception	OAK 16	3	4	0	4	0	OAK 20	Punt
4	2:27	14:56	2:31	Punt	OAK 36	6	64	0	64	3	* BUF 3	Touchdown
5	13:32	12:52	0:40	Punt	OAK 43	3	0	0	0	0	OAK 43	Punt
6	12:11	8:09	4:02	Punt	OAK 42	8	31	0	31	2	BUF 27	Field Goal
7	7:22	5:45	1:37	Punt	OAK 27	3	-2	0	-2	0	OAK 25	Punt
8	4:16	1:11	3:05	Punt	OAK 41	8	41	0	41	2	* BUF 18	Field Goal
9	13:12	10:18	2:54	Punt	OAK 35	7	45	0	45	2	* BUF 20	Field Goal
10	8:25	2:36	5:49	Punt	OAK 20	12	49	0	49	4	BUF 31	Field Goal
11	14:54	11:59	2:55	Kickoff	OAK 22	4	19	0	19	1	OAK 41	Punt
12	8:13	2:51	5:22	Punt	OAK 20	10	90	-10	80	4	* BUF 1	Touchdown
13	2:22	1:55	0:27	Interception	BUF 26	4	-3	0	-3	0	BUF 29	Missed FG
14	1:09	0:00	1:09	Kickoff	OAK 39	2	-2	0	-2	0	OAK 38	End of Game

(455) Average OAK 32

* inside opponent's 20

Time of Possession by Quarter

	1st	2nd	3rd	4th	OT	Total
Visitor Buffalo Bills	9:17	5:32	6:17	5:07		26:13
Home Oakland Raiders	5:43	9:28	8:43	9:53		33:47

Kickoff Drive No.-Start Average

Bills: 7 - BUF 20

Raiders: 3 - OAK 21

Final Defensive Statistics

TKL = Tackle AST = Assist COMB = Combined QH=QB Hit IN = Interception PD = Pass Defense FF = Forced Fumble FR = Fumble Recovery

Oakland Raiders	Regular Defensive Plays												Special Teams					Misc			
	TKL	AST	COMB	SK	/ YDS	TFL	QH	IN	PD	FF	FR	TKL	AST	FF	FR	BL	TKL	AST	FF	FR	
M.Burris	9	4	13	0	0	0	0	0	0	0	0	0	0	0	0	0	0	0	0	0	
D.Hayden	6	0	6	0	0	0	0	0	1	0	0	0	0	0	0	0	0	0	0	0	
C.Woodson	2	4	6	0	0	0	0	1	1	0	0	0	0	0	0	0	0	0	0	0	
B.Ross	4	1	5	0	0	0	0	1	1	0	0	0	0	0	0	0	0	0	0	0	
K.Mack	2	3	5	1	10	1	3	0	0	0	0	0	0	0	0	0	0	0	0	0	
J.Tuck	4	0	4	1	11	2	3	0	0	0	0	0	0	0	0	0	0	0	0	0	
T.Carrie	3	0	3	0	0	0	0	0	1	0	0	0	0	0	0	0	0	0	0	0	
R.Lumpkin	2	1	3	0	0	0	0	0	0	0	0	0	0	0	0	0	0	0	0	0	
A.Smith	2	0	2	0	0	1	0	0	0	1	0	0	0	0	0	0	0	0	0	0	
R.Armstrong	1	1	2	0	0	1	0	0	1	0	0	0	0	0	0	0	0	0	0	0	
N.Thorpe	1	0	1	0	0	0	0	0	0	0	0	0	2	0	0	0	0	0	0	0	
D.Autry	1	0	1	0	0	0	0	0	0	0	0	0	0	0	0	0	0	0	0	0	
B.Mayowa	1	0	1	0	0	0	0	0	0	0	0	0	0	0	0	0	0	0	0	0	
C.Casey	0	0	0	0	0	0	0	0	0	0	0	0	2	0	0	0	0	0	0	0	
J.Olawale	0	0	0	0	0	0	0	0	0	0	0	0	1	0	0	0	0	0	0	0	
K.McGill	0	0	0	0	0	0	0	0	0	0	0	0	1	0	0	0	0	0	0	0	
D.Carr	0	0	0	0	0	0	0	0	0	0	0	0	0	0	0	0	0	0	0	1	
Total	38	14	52	2	21	5	6	2	5	1	0	6	0	0	0	0	0	0	0	1	

12/21/2014 at O.co Coliseum

First Half Summary

PERIOD SCORES

Bills	$7 \times 3 = 10$
Raiders	$0 \times 13 = 13$

TIME OF POSSESSION

Bills	14:49
Raiders	15:11

Scoring Plays

Team	Qtr	Time	Play Description (Extra Point) (Drive Info)	Visitor	Home
Bills	1	9:45	S.Watkins 42 yd. pass from K.Orton (D.Carpenter kick) (7-60, 4:29)	7	0
Raiders	2	14:56	J.Jones 3 yd. pass from D.Carr (S.Janikowski kick) (6-64, 2:31)	7	7
Raiders	2	8:09	S.Janikowski 45 yd. Field Goal (8-31, 4:02)	7	10
Raiders	2	1:11	S.Janikowski 36 yd. Field Goal (8-41, 3:05)	7	13
Bills	2	0:00	D.Carpenter 54 yd. Field Goal (8-41, 1:11)	10	13

	Buffalo Bills	Oakland Raiders
TOTAL FIRST DOWNS	6	7
First Downs Rushing-Passing-by Penalty	0 - 5 - 1	2 - 5 - 0
THIRD DOWN EFFICIENCY	3-10-30%	1-8-13%
TOTAL NET YARDS	138	145
Total Offensive Plays	35	35
NET YARDS RUSHING	5	47
NET YARDS PASSING	133	98
Gross Yards Passing	133	105
Times thrown-yards lost attempting to pass	0-0	1-7
Pass Attempts-Completions-Had Intercepted	25 - 14 - 1	18 - 6 - 0
Punts-Number and Average	5 - 36.6	5 - 46
Penalties-Number and Yards	2 - 10	1 - 5
Fumbles-Number and Lost	0 - 0	0 - 0
Red Zone Efficiency	0-0-0%	1-2-50%
Average Drive Start	BUF 29	OAK 31

Buffalo Bills									Oakland Raiders										
RUSHING		ATT	YDS	AVG	LG	TD			RUSHING		ATT	YDS	AVG	LG	TD				
A.Dixon		3	7	2.3	4	0			L.Murray		12	33	2.8	15	0				
F.Jackson		4	6	1.5	2	0			D.McFadden		4	14	3.5	7	0				
C.Spiller		3	-8	-2.7	0	0													
Total		10	5	0.5	4	0			Total		16	47	2.9	15	0				
PASSING		ATT	CMP	YDS	SK/YD	TD	LG	IN	RT	PASSING		ATT	CMP	YDS	SK/YD	TD	LG	IN	RT
K.Orton		25	14	133	0/0	1	42	1	67.6	D.Carr		18	6	105	1/7	1	50	0	72.7
Total		25	14	133	0/0	1	42	1	67.6	Total		18	6	105	1/7	1	50	0	72.7
PASS RECEIVING		TAR	REC	YDS	AVG	LG	TD			PASS RECEIVING		TAR	REC	YDS	AVG	LG	TD		
F.Jackson		6	4	37	9.3	14	0			K.Thompkins		4	2	63	31.5	50	0		
C.Spiller		3	3	9	3.0	4	0			M.Reece		3	2	20	10.0	16	0		
S.Watkins		5	2	57	28.5	42	1			L.Murray		1	1	19	19.0	19	0		
C.Hogan		6	2	12	6.0	10	0			J.Jones		5	1	3	3.0	3	1		
S.Chandler		2	1	8	8.0	8	0			B.Butler		2	0	0	0.0	0	0		
M.Gray		1	1	6	6.0	6	0			A.Holmes		1	0	0	0.0	0	0		
R.Woods		2	1	4	4.0	4	0			D.McFadden		1	0	0	0.0	0	0		
										M.Rivera		1	0	0	0.0	0	0		
Total		25	14	133	9.5	42	1			Total		18	6	105	17.5	50	1		

[illegible]

12/21/2014 at O.co Coliseum

[illegible]

Play By Play

First Quarter

12/21/2014

BUF wins the coin toss and elects to defer. OAK elects to Receive, and BUF elects to defend the south goal.

Raiders' Captains: #24 C. Woodson, #45 M. Reece, #69 K. Barnes, #94 A. Smith

Bills' Captains: #22 F. Jackson, #70 E. Wood, #94 M. Williams, #95 K. Williams

J.Gay kicks 65 yards from BUF 35 to end zone, Touchback.

Oakland Raiders at 15:00

1-10-OAK 20 (15:00) (Shotgun) L.Murray left end to OAK 26 for 6 yards (D.Searcy).

2-4-OAK 26 (14:28) (Shotgun) D.Carr pass incomplete short right to J.Jones.

3-4-OAK 26 (14:25) (Shotgun) D.Carr pass incomplete short left to J.Jones.

4-4-OAK 26 (14:21) M.King punts 34 yards to BUF 40, Center-J.Condo, fair catch by M.Thigpen.

Buffalo Bills at 14:14

1-10-BUF 40 (14:14) F.Jackson up the middle to BUF 40 for no gain (K.Mack).

2-10-BUF 40 (13:35) K.Orton pass short left to C.Spiller pushed ob at BUF 42 for 2 yards (C.Woodson).

3-8-BUF 42 (13:12) (Shotgun) K.Orton pass short right to C.Hogan to OAK 48 for 10 yards (M.Burris).

P1

1-10-OAK 48 (12:38) (Shotgun) K.Orton pass short middle to F.Jackson to OAK 41 for 7 yards (M.Burris).

2-3-OAK 41 (12:00) *PENALTY on BUF-C.Spiller, False Start, 5 yards, enforced at OAK 41 - No Play.*

2-8-OAK 46 (11:41) A.Dixon up the middle to OAK 42 for 4 yards (K.Mack; R.Armstrong).

3-4-OAK 42 (10:56) (Shotgun) *PENALTY on BUF-K.Urbik, False Start, 5 yards, enforced at OAK 42 - No Play.*

3-9-OAK 47 (10:32) (Shotgun) K.Orton pass incomplete short right to R.Woods.

PENALTY on OAK-T.Carrie, Defensive Holding, 5 yards, enforced at OAK 47 - No Play.

X2

1-10-OAK 42 (10:27) C.Spiller right tackle to OAK 42 for no gain (J.Tuck).

2-10-OAK 42 (9:54) (Shotgun) **K.Orton pass deep middle to S.Watkins for 42 yards, TOUCHDOWN.**

P3

D.Carpenter extra point is GOOD, Center-G.Sanborn, Holder-C.Schmidt.

BUF 7 OAK 0, 7 plays, 60 yards, 1 penalty, 4:29 drive, 5:15 elapsed

J.Gay kicks 65 yards from BUF 35 to end zone, Touchback.

Oakland Raiders at 9:45

1-10-OAK 20 (9:45) M.McCants reported in as eligible. L.Murray up the middle to OAK 21 for 1 yard (K.Williams).

2-9-OAK 21 (9:00) D.Carr pass incomplete short right to B.Butler.

3-9-OAK 21 (8:55) (Shotgun) D.Carr pass incomplete short right to M.Rivera [J.Hughes].

4-9-OAK 21 (8:49) M.King punts 44 yards to BUF 35, Center-J.Condo. M.Thigpen to BUF 46 for 11 yards (C.Casey).

Buffalo Bills at 8:40

1-10-BUF 46 (8:40) (Shotgun) K.Orton pass short left to C.Spiller to 50 for 4 yards (M.Burris; C.Woodson).

2-6-50 (8:07) A.Dixon up the middle to OAK 47 for 3 yards (M.Burris).

3-3-OAK 47 (7:24) (Shotgun) K.Orton pass short left to S.Chandler pushed ob at OAK 39 for 8 yards (B.Ross).

P4

1-10-OAK 39 (6:58) (Shotgun) K.Orton pass short middle to M.Gray to OAK 33 for 6 yards (C.Woodson; M.Burris).

2-4-OAK 33 (6:18) C.Spiller left end to OAK 38 for -5 yards (A.Smith).

3-9-OAK 38 (5:34) (Shotgun) K.Orton pass deep middle intended for S.Chandler INTERCEPTED by C.Woodson at OAK 16. C.Woodson to OAK 16 for no gain (S.Chandler).

Oakland Raiders at 5:26

1-10-OAK 16 (5:26) (Shotgun) D.Carr pass short right to M.Reece to OAK 20 for 4 yards (C.Graham).

2-6-OAK 20 (4:59) L.Murray left tackle to OAK 20 for no gain (J.Hughes; B.Spikes).

3-6-OAK 20 (4:15) (Shotgun) D.Carr pass incomplete short right to M.Reece (C.Graham).

4-6-OAK 20 (4:12) M.King punts 53 yards to BUF 27, Center-J.Condo. M.Thigpen pushed ob at BUF 29 for 2 yards (N.Thorpe).

Buffalo Bills at 4:01

1-10-BUF 29 (4:01) (Shotgun) K.Orton pass deep middle intended for C.Hogan INTERCEPTED by T.Carrie at OAK 45. T.Carrie to BUF 44 for 11 yards (R.Woods).

The Replay Official challenged the pass completion ruling, and the play was REVERSED.

(Shotgun) K.Orton pass incomplete deep middle to C.Hogan.

2-10-BUF 29 (3:57) C.Spiller up the middle to BUF 26 for -3 yards (K.Mack; M.Burris).

3-13-BUF 26 (3:21) (Shotgun) K.Orton pass short middle to F.Jackson to BUF 34 for 8 yards (M.Burris).

4-5-BUF 34 (2:39) C.Schmidt punts 30 yards to OAK 36, Center-G.Sanborn, downed by BUF-T.Powell.

Oakland Raiders at 2:27

1-10-OAK 36 (2:27) (Shotgun) D.Carr pass short right to K.Thompkins pushed ob at OAK 49 for 13 yards (A.Williams).

P1

Buffalo Bills vs Oakland Raiders at O.co Coliseum

- 1-10-OAK 49

(2:00) L.Murray up the middle to OAK 46 for -3 yards (B.Spikes).
- 2-13-OAK 46

(1:22) (Shotgun) D.Carr pass incomplete short middle to J.Jones.
- 3-13-OAK 46

(1:18) (Shotgun) D.Carr pass deep middle to K.Thompkins to BUF 4 for 50 yards (A.Williams).
- 1-4-BUF 4

(:33) (Shotgun) L.Murray right guard to BUF 3 for 1 yard (K.Williams).

END OF QUARTER

	Score	Time Poss	First Downs				Efficiencies	
			R	P	X	T	3 Down	4 Down
Buffalo Bills	7	9:17	0	3	1	4	2/4	0/0
Oakland Raiders	0	5:43	0	2	0	2	1/4	0/0

Play By Play

Second Quarter

12/21/2014

Oakland Raiders continued.

2-3-BUF 3 (15:00) D.Carr pass short right to J.Jones for 3 yards, TOUCHDOWN.

P3

S.Janikowski extra point is GOOD, Center-J.Condo, Holder-M.Schaub.

BUF 7 OAK 7, 6 plays, 64 yards, 2:31 drive, 0:04 elapsed

S.Janikowski kicks 65 yards from OAK 35 to end zone, Touchback.

Buffalo Bills at 14:56

1-10-BUF 20 (14:56) F.Jackson left guard to BUF 22 for 2 yards (R.Lumpkin).
 2-8-BUF 22 (14:23) F.Jackson left guard to BUF 24 for 2 yards (R.Lumpkin; K.Mack).
 3-6-BUF 24 (13:45) (Shotgun) K.Orton pass incomplete short middle to S.Watkins.
 4-6-BUF 24 (13:41) C.Schmidt punts 33 yards to OAK 43, Center-G.Sanborn, out of bounds.

Oakland Raiders at 13:32

1-10-OAK 43 (13:32) L.Murray up the middle to OAK 43 for no gain (M.Dareus). BUF-M.Dareus was injured during the play. He is Out.
 2-10-OAK 43 (13:11) D.Carr pass incomplete short middle to A.Holmes (B.Spikes).
 3-10-OAK 43 (13:07) (Shotgun) D.Carr pass incomplete deep right to B.Butler.
 4-10-OAK 43 (13:00) M.King punts 57 yards to end zone, Center-J.Condo, Touchback.

Buffalo Bills at 12:52

1-10-BUF 20 (12:52) (Shotgun) K.Orton pass short right to C.Hogan pushed ob at BUF 22 for 2 yards (D.Hayden).
 2-8-BUF 22 (12:29) (Shotgun) K.Orton pass short middle to R.Woods to BUF 30 for 8 yards (D.Hayden). FUMBLES (D.Hayden), RECOVERED by OAK-T.Carrie at BUF 30. T.Carrie to BUF 30 for no gain (R.Woods).
 The Replay Official challenged the fumble ruling, and the play was REVERSED.
 (Shotgun) K.Orton pass incomplete short middle to R.Woods (D.Hayden).
 3-8-BUF 22 (12:25) (Shotgun) K.Orton pass incomplete short right to F.Jackson.
 4-8-BUF 22 (12:22) C.Schmidt punts 47 yards to OAK 31, Center-G.Sanborn. T.Carrie to OAK 42 for 11 yards (R.Brooks).

Oakland Raiders at 12:11

1-10-OAK 42 (12:11) L.Murray right tackle to OAK 41 for -1 yards (B.Spikes).
 2-11-OAK 41 (11:34) (Shotgun) L.Murray left guard to BUF 44 for 15 yards (D.Searcy).
1-10-BUF 44 (10:55) L.Murray up the middle to BUF 35 for 9 yards (D.Searcy).
 2-1-BUF 35 (10:17) D.McFadden up the middle to BUF 34 for 1 yard (S.Charles; B.Spikes).
1-10-BUF 34 (9:40) (Shotgun) D.McFadden up the middle to BUF 27 for 7 yards (N.Robey).
 2-3-BUF 27 (9:01) D.McFadden right guard to BUF 27 for no gain (D.Searcy).
 3-3-BUF 27 (8:19) (Shotgun) D.Carr pass incomplete deep right to K.Thompkins.
 4-3-BUF 27 (8:14) S.Janikowski 45 yard field goal is GOOD, Center-J.Condo, Holder-M.Schaub.

R4

R5

BUF 7 OAK 10, 8 plays, 31 yards, 4:02 drive, 6:51 elapsed

S.Janikowski kicks 58 yards from OAK 35 to BUF 7. M.Thigpen pushed ob at BUF 23 for 16 yards (N.Thorpe).

Buffalo Bills at 8:09, (1st play from scrimmage 8:01)

1-10-BUF 23 (8:01) (Shotgun) K.Orton pass short left to C.Spiller to BUF 26 for 3 yards (T.Carrie).
 2-7-BUF 26 (7:40) (Shotgun) K.Orton pass incomplete short right to C.Hogan [J.Tuck].
 3-7-BUF 26 (7:37) (Shotgun) K.Orton pass incomplete deep left to S.Watkins.
 4-7-BUF 26 (7:32) C.Schmidt punts 47 yards to OAK 27, Center-G.Sanborn. T.Carrie to OAK 27 for no gain (M.Easley).

Oakland Raiders at 7:22

1-10-OAK 27 (7:22) M.McCants reported in as eligible. D.Carr pass incomplete deep left to J.Jones.
 2-10-OAK 27 (7:16) (Shotgun) L.Murray right guard to OAK 32 for 5 yards (C.Bryant; S.Charles).
 3-5-OAK 32 (6:41) (Shotgun) D.Carr sacked at OAK 25 for -7 yards (sack split by K.Williams and M.Williams).
 4-12-OAK 25 (5:57) M.King punts 42 yards to BUF 33, Center-J.Condo. M.Thigpen to BUF 31 for -2 yards (J.Olawale).

Buffalo Bills at 5:45

1-10-BUF 31 (5:45) F.Jackson up the middle to BUF 33 for 2 yards (R.Lumpkin).
 2-8-BUF 33 (5:09) A.Dixon right tackle to BUF 33 for no gain (M.Burris).
 3-8-BUF 33 (4:27) (Shotgun) K.Orton pass incomplete short left to C.Hogan [K.Mack].
 4-8-BUF 33 (4:23) C.Schmidt punts 26 yards to OAK 41, Center-G.Sanborn, out of bounds.

Oakland Raiders at 4:16

1-10-OAK 41 (4:16) (Shotgun) L.Murray up the middle to OAK 39 for -2 yards (K.Williams).
 2-12-OAK 39 (3:40) (Shotgun) D.Carr pass short right to L.Murray to BUF 42 for 19 yards (D.Searcy).

P6

Buffalo Bills vs Oakland Raiders at O.co Coliseum

<u>1-10-BUF 42</u>	(2:57) L.Murray up the middle to BUF 40 for 2 yards (D.Searcy).	
2-8-BUF 40	(2:23) (Shotgun) D.Carr pass short right to M.Reece to BUF 24 for 16 yards (B.Spikes).	P7
Two-Minute Warning		
<u>1-10-BUF 24</u>	(2:00) (Shotgun) D.McFadden up the middle to BUF 18 for 6 yards (D.Searcy).	
2-4-BUF 18	(1:23) (Shotgun) D.Carr pass incomplete short right to D.McFadden.	
3-4-BUF 18	(1:18) (Shotgun) D.Carr pass incomplete short middle to K.Thompkins (N.Robey).	
4-4-BUF 18	(1:15) S.Janikowski 36 yard field goal is GOOD, Center-J.Condo, Holder-M.Schaub.	
BUF 7 OAK 13, 8 plays, 41 yards, 3:05 drive, 13:49 elapsed		
S.Janikowski kicks 69 yards from OAK 35 to BUF -4. M.Thigpen to BUF 23 for 27 yards (C.Casey).		

Buffalo Bills at 1:11, (1st play from scrimmage 1:02)

1-10-BUF 23	(1:02) (Shotgun) K.Orton pass short middle to F.Jackson to BUF 37 for 14 yards (B.Ross; C.Woodson).	P5
<u>1-10-BUF 37</u>	(:38) (No Huddle, Shotgun) K.Orton pass incomplete short right to C.Hogan (T.Carrie).	
2-10-BUF 37	(:35) (Shotgun) K.Orton pass short left to R.Woods to BUF 41 for 4 yards (N.Thorpe). The Replay Official challenged the pass completion ruling, and the play was Upheld. The ruling on the field stands. Timeout #1 by BUF at 00:27.	
3-6-BUF 41	(:27) (Shotgun) K.Orton pass short middle to S.Watkins to OAK 44 for 15 yards (T.Carrie) [K.Mack]. Timeout #2 by BUF at 00:19.	P6
<u>1-10-OAK 44</u>	(:19) (Shotgun) K.Orton pass short right to F.Jackson to OAK 36 for 8 yards (D.Hayden) [J.Tuck].	
2-2-OAK 36	(:13) (Shotgun) K.Orton pass incomplete short middle to F.Jackson.	
3-2-OAK 36	(:10) (Shotgun) K.Orton pass incomplete deep left to S.Watkins.	
4-2-OAK 36	(:05) D.Carpenter 54 yard field goal is GOOD, Center-G.Sanborn, Holder-C.Schmidt.	
BUF 10 OAK 13, 8 plays, 41 yards, 1:11 drive, 15:00 elapsed		

END OF QUARTER

	Score	Time Poss	First Downs				Efficiencies	
			R	P	X	T	3 Down	4 Down
Buffalo Bills	10	5:32	0	2	0	2	1/6	0/0
Oakland Raiders	13	9:28	2	3	0	5	0/4	0/0

Third Quarter

12/21/2014

Play By Play

BUF elects to Receive, and OAK elects to defend the North goal.
S.Janikowski kicks 65 yards from OAK 35 to end zone, Touchback.

Buffalo Bills at 15:00

- 1-10-BUF 20 (15:00) (Shotgun) K.Orton pass short right to C.Spiller to BUF 25 for 5 yards (M.Burris).
- 2-5-BUF 25 (14:46) (Shotgun) K.Orton pass short left to R.Woods to BUF 24 for -1 yards (M.Burris; C.Woodson).
- 3-6-BUF 24 (14:04) (Shotgun) K.Orton sacked at BUF 14 for -10 yards (K.Mack).
- 4-16-BUF 14 (13:25) C.Schmidt punts 56 yards to OAK 30, Center-G.Sanborn. T.Carrie to OAK 35 for 5 yards (N.Bradham).

Oakland Raiders at 13:12

- 1-10-OAK 35 (13:12) L.Murray up the middle to BUF 40 for 25 yards (A.Williams). R8
- 1-10-BUF 40 (12:37) (Shotgun) L.Murray up the middle to BUF 36 for 4 yards (D.Searcy).
- 2-6-BUF 36 (12:03) (Shotgun) L.Murray up the middle to BUF 19 for 17 yards (A.Williams). R9
- 1-10-BUF 19 (11:19) M.McCants reported in as eligible. D.McFadden left tackle to BUF 20 for -1 yards (C.Bryant).
Timeout #1 by OAK at 10:36.
- 2-11-BUF 20 (10:36) D.Carr pass incomplete deep right to A.Holmes (C.Graham).
- 3-11-BUF 20 (10:29) (Shotgun) D.Carr pass incomplete deep right to M.Rivera.
- 4-11-BUF 20 (10:22) S.Janikowski 38 yard field goal is GOOD, Center-J.Condo, Holder-M.Schaub.

BUF 10 OAK 16, 7 plays, 45 yards, 2:54 drive, 4:42 elapsed
--

S.Janikowski kicks 65 yards from OAK 35 to end zone, Touchback.

Buffalo Bills at 10:18

- 1-10-BUF 20 (10:18) K.Orton pass short middle to M.Gray to BUF 29 for 9 yards (D.Hayden).
- 2-1-BUF 29 (9:51) F.Jackson up the middle to BUF 32 for 3 yards (D.Autry). R7
- 1-10-BUF 32 (9:17) K.Orton pass incomplete deep right to R.Woods.
- 2-10-BUF 32 (9:12) (Shotgun) K.Orton pass incomplete short right to S.Chandler.
- 3-10-BUF 32 (9:08) (Shotgun) K.Orton pass short middle to R.Woods to BUF 33 for 1 yard (T.Carrie).
- 4-9-BUF 33 (8:35) C.Schmidt punts 67 yards to end zone, Center-G.Sanborn, Touchback.

Oakland Raiders at 8:25

- 1-10-OAK 20 (8:25) M.McCants reported in as eligible. D.Carr pass incomplete short left to L.Murray.
- 2-10-OAK 20 (8:19) (Shotgun) L.Murray up the middle to OAK 20 for no gain (M.Williams).
- 3-10-OAK 20 (7:37) (Shotgun) D.Carr pass short middle to K.Thompkins to OAK 31 for 11 yards (S.Gilmore). BUF-S.Gilmore was injured during the play. He is Out. P10
- 1-10-OAK 31 (7:05) D.McFadden left end to OAK 43 for 12 yards (R.Brooks). R11
- 1-10-OAK 43 (6:26) (Shotgun) D.Carr pass short left to D.McFadden to OAK 43 for no gain (R.Brooks).
- 2-10-OAK 43 (5:49) L.Murray left tackle to OAK 48 for 5 yards (R.Brooks).
- 3-5-OAK 48 (5:04) (Shotgun) D.Carr pass short right to M.Rivera to BUF 47 for 5 yards (C.Graham; T.Powell). Measurement for 1st Down. P12
- 1-10-BUF 47 (4:26) M.McCants reported in as eligible. D.Carr pass short left to A.Holmes to BUF 35 for 12 yards (R.Brooks). P13
- 1-10-BUF 35 (3:48) (Shotgun) D.Carr FUMBLES (Aborted) at BUF 39, and recovers at BUF 39. D.Carr to BUF 39 for no gain (M.Williams).
D.Carr was injured during the play. His return in Probable. M.Schaub in at QB.
Timeout #2 by OAK at 03:04.
D.Carr back in at QB.
- 2-14-BUF 39 (3:04) (Shotgun) D.Carr pass short left to K.Thompkins to BUF 31 for 8 yards (R.Brooks).
- 3-6-BUF 31 (2:44) (Shotgun) D.Carr pass incomplete short right to M.Rivera.
- 4-6-BUF 31 (2:41) S.Janikowski 49 yard field goal is GOOD, Center-J.Condo, Holder-M.Schaub.

BUF 10 OAK 19, 12 plays, 49 yards, 5:49 drive, 12:24 elapsed
--

S.Janikowski kicks 70 yards from OAK 35 to BUF -5. M.Thigpen to BUF 17 for 22 yards (K.McGill).

Buffalo Bills at 2:36, (1st play from scrimmage 2:30)

- 1-10-BUF 17 (2:30) (Shotgun) K.Orton pass short right to S.Chandler pushed ob at BUF 19 for 2 yards (D.Hayden).
- 2-8-BUF 19 (2:13) (No Huddle, Shotgun) K.Orton pass short middle to C.Hogan to 50 for 31 yards (B.Ross). P8
- 1-10-50 (1:42) (No Huddle, Shotgun) K.Orton pass incomplete short left to F.Jackson.
- 2-10-50 (1:38) (No Huddle, Shotgun) K.Orton pass incomplete short right to F.Jackson.
PENALTY on OAK-J.Tuck, Defensive Holding, 5 yards, enforced at 50 - No Play. X9
- 1-10-OAK 45 (1:35) (No Huddle, Shotgun) F.Jackson right tackle to OAK 44 for 1 yard (J.Tuck).

Buffalo Bills vs Oakland Raiders at O.co Coliseum

2-9-OAK 44 (1:04) (No Huddle, Shotgun) K.Orton pass short left to S.Watkins to OAK 26 for 18 yards (C.Woodson).

1-10-OAK 26 (:27) (No Huddle, Shotgun) F.Jackson up the middle to OAK 23 for 3 yards (M.Burris).

PENALTY on BUF-E.Wood, Offensive Holding, 10 yards, enforced at OAK 26 - No Play.

1-20-OAK 36 (:07) (No Huddle, Shotgun) K.Orton pass short right to R.Woods to OAK 29 for 7 yards (B.Ross).

END OF QUARTER

	Score	Time Poss	First Downs				Efficiencies	
			R	P	X	T	3 Down	4 Down
Buffalo Bills	10	6:17	1	2	1	4	0/2	0/0
Oakland Raiders	19	8:43	3	3	0	6	2/4	0/0

Play By Play

Fourth Quarter

12/21/2014

Buffalo Bills continued.

2-13-OAK 29 (15:00) (Shotgun) K.Orton pass deep middle to S.Chandler for 29 yards, TOUCHDOWN.

P11

D.Carpenter extra point is GOOD, Center-G.Sanborn, Holder-C.Schmidt.

BUF 17 OAK 19, 7 plays, 83 yards, 1 penalty, 2:42 drive, 0:06 elapsed
--

J.Gay kicks 64 yards from BUF 35 to OAK 1. G.Atkinson to OAK 22 for 21 yards (N.Robey).

Oakland Raiders at 14:54, (1st play from scrimmage 14:47)

1-10-OAK 22 (14:47) (Shotgun) D.Carr pass short left to A.Holmes to OAK 32 for 10 yards (R.Brooks).

P14

1-10-OAK 32 (14:14) (Shotgun) L.Murray up the middle to OAK 36 for 4 yards (D.Searcy).

2-6-OAK 36 (13:39) (Shotgun) D.Carr pass short left to L.Murray to OAK 41 for 5 yards (R.Brooks).

3-1-OAK 41 (12:56) M.McCants reported in as eligible. L.Murray left tackle to OAK 41 for no gain (N.Bradham; D.Searcy).

4-1-OAK 41 (12:06) M.King punts 35 yards to BUF 24, Center-J.Condo, fair catch by M.Thigpen.

PENALTY on BUF-B.Rambo, Offensive Holding, 10 yards, enforced at BUF 24.

Buffalo Bills at 11:59

1-10-BUF 14 (11:59) (Shotgun) K.Orton pass short right to F.Jackson to BUF 26 for 12 yards (M.Burris).

P12

1-10-BUF 26 (11:30) (No Huddle, Shotgun) K.Orton pass short right to F.Jackson to BUF 22 for -4 yards (J.Tuck).

2-14-BUF 22 (10:59) (No Huddle, Shotgun) K.Orton pass short right to F.Jackson to BUF 31 for 9 yards (M.Burris).

3-5-BUF 31 (10:15) (No Huddle, Shotgun) K.Orton pass short middle to R.Woods to BUF 37 for 6 yards (D.Hayden).

P13

1-10-BUF 37 (9:33) (No Huddle, Shotgun) C.Spiller left tackle to BUF 40 for 3 yards (A.Smith). FUMBLES (A.Smith), and recovers at BUF 40. C.Spiller to BUF 41 for 1 yard (B.Mayowa).

2-6-BUF 41 (8:56) (No Huddle, Shotgun) K.Orton pass short middle to R.Woods to BUF 46 for 5 yards (M.Burris).

3-1-BUF 46 (8:26) (No Huddle, Shotgun) K.Orton pass incomplete short left to C.Hogan (R.Armstrong).

4-1-BUF 46 (8:22) C.Schmidt punts 34 yards to OAK 20, Center-G.Sanborn, out of bounds.

Oakland Raiders at 8:13

1-10-OAK 20 (8:13) D.Carr pass short right to K.Thompkins to OAK 28 for 8 yards (C.Graham; A.Williams).

2-2-OAK 28 (7:39) L.Murray up the middle to OAK 29 for 1 yard (J.Hughes).

3-1-OAK 29 (6:57) D.Carr up the middle to OAK 31 for 2 yards (Team).

R15

1-10-OAK 31 (6:20) M.McCants reported in as eligible. D.Carr pass incomplete short left to A.Holmes [S.Charles].

2-10-OAK 31 (6:16) (Shotgun) L.Murray left tackle to OAK 46 for 15 yards (B.Rambo).

PENALTY on OAK-S.Wisniewski, Offensive Holding, 10 yards, enforced at OAK 31 - No Play.

2-20-OAK 21 (5:48) (Shotgun) D.Carr pass short left to L.Murray to OAK 19 for -2 yards (M.Williams).

3-22-OAK 19 (5:07) (Shotgun) D.Carr pass deep right to A.Holmes to BUF 30 for 51 yards (C.Graham).

P16

1-10-BUF 30 (4:22) D.McFadden right guard to BUF 26 for 4 yards (B.Spikes).

2-6-BUF 26 (3:41) M.McCants reported in as eligible. D.McFadden left end pushed ob at BUF 1 for 25 yards (A.Williams).

R17

1-1-BUF 1 (3:32) D.McFadden right guard to BUF 1 for no gain (P.Brown).

2-1-BUF 1 (2:55) D.Carr pass short left to J.Olawale for 1 yard, TOUCHDOWN.

P18

S.Janikowski extra point is GOOD, Center-J.Condo, Holder-M.Schaub.

PENALTY on BUF-P.Brown, Unsportsmanlike Conduct, 15 yards, enforced between downs.

BUF 17 OAK 26, 10 plays, 80 yards, 5:22 drive, 12:09 elapsed

S.Janikowski kicks 50 yards from 50 to end zone, Touchback.

Buffalo Bills at 2:51

1-10-BUF 20 (2:51) (Shotgun) K.Orton sacked at BUF 9 for -11 yards (J.Tuck).

Timeout #1 by BUF at 02:36.

2-21-BUF 9 (2:36) (Shotgun) K.Orton pass incomplete deep left to S.Watkins.

3-21-BUF 9 (2:30) (Shotgun) K.Orton pass deep middle intended for C.Hogan INTERCEPTED by B.Ross at BUF 33. B.Ross ran ob at BUF 26 for 7 yards.

Oakland Raiders at 2:22

1-10-BUF 26 (2:22) M.McCants reported in as eligible. L.Murray up the middle to BUF 26 for no gain (S.Charles).

Timeout #2 by BUF at 02:18.

2-10-BUF 26 (2:18) L.Murray up the middle to BUF 28 for -2 yards (D.Searcy; S.Charles).

Timeout #3 by BUF at 02:13.

3-12-BUF 28 (2:13) (Shotgun) L.Murray right end to BUF 29 for -1 yards (P.Brown).

Two-Minute Warning

Buffalo Bills vs Oakland Raiders at O.co Coliseum

4-13-BUF 29	(2:00) S.Janikowski 48 yard field goal is No Good, Wide Left, Center-J.Condo, Holder-M.Schaub.	
Buffalo Bills at 1:55		
1-10-BUF 38	(1:55) (Shotgun) K.Orton pass short left to S.Chandler to BUF 36 for -2 yards (R.Armstrong).	
2-12-BUF 36	(1:48) (Shotgun) K.Orton pass short right to F.Jackson pushed ob at OAK 30 for 34 yards (B.Ross).	P14
1-10-OAK 30	(1:32) (No Huddle, Shotgun) K.Orton pass short right to F.Jackson pushed ob at OAK 25 for 5 yards (D.Hayden).	
2-5-OAK 25	(1:25) (No Huddle, Shotgun) K.Orton pass short middle to F.Jackson to OAK 13 for 12 yards (M.Burris). <i>PENALTY on BUF-S.Watkins, Illegal Formation, 5 yards, enforced at OAK 25 - No Play.</i>	
2-10-OAK 30	(1:18) (No Huddle, Shotgun) K.Orton pass deep right to R.Woods for 30 yards, TOUCHDOWN. OAK-J.Tuck was injured during the play. Timeout #3 by OAK at 01:09. D.Carpenter extra point is GOOD, Center-G.Sanborn, Holder-C.Schmidt. <i>PENALTY on OAK-J.Tuck, Unsportsmanlike Conduct, 15 yards, enforced between downs.</i>	P15

BUF 24 OAK 26, 4 plays, 62 yards, 0:46 drive, 13:51 elapsed

J.Gay kicks onside 16 yards from 50 to OAK 34. C.Woodson (didn't try to advance) to OAK 34 for no gain (N.Robey).

PENALTY on BUF-T.Powell, Offensive Offside, 5 yards, enforced at OAK 34.

Oakland Raiders at 1:09, (1st play from scrimmage 1:01)

1-10-OAK 39	(1:01) D.Carr kneels to OAK 38 for -1 yards.
2-11-OAK 38	(:32) D.Carr kneels to OAK 37 for -1 yards.

END OF QUARTER

	Score	Time	First Downs				Efficiencies	
		Poss	R	P	X	T	3 Down	4 Down
Buffalo Bills	24	5:07	0	5	0	5	1/3	0/0
Oakland Raiders	26	9:53	2	3	0	5	2/4	0/0

Miscellaneous Statistics Report

Buffalo Bills vs Oakland Raiders

12/21/2014 at O.co Coliseum

Ten Longest Plays for Buffalo Bills

Yards	Qtr	Play Start	Play Description
42	1	2-10-OAK 42	(9:54) (Shotgun) K.Orton pass deep middle to S.Watkins for 42 yards, TOUCHDOWN.
34	4	2-12-BUF 36	(1:48) (Shotgun) K.Orton pass short right to F.Jackson pushed ob at OAK 30 for 34 yards (B.Ross).
31	3	2-8-BUF 19	(2:13) (No Huddle, Shotgun) K.Orton pass short middle to C.Hogan to 50 for 31 yards (B.Ross).
30	4	2-10-OAK 30	(1:18) (No Huddle, Shotgun) K.Orton pass deep right to R.Woods for 30 yards, TOUCHDOWN. OAK-J.Tuck was injured during the play.
29	4	2-13-OAK 29	(15:00) (Shotgun) K.Orton pass deep middle to S.Chandler for 29 yards, TOUCHDOWN.
18	3	2-9-OAK 44	(1:04) (No Huddle, Shotgun) K.Orton pass short left to S.Watkins to OAK 26 for 18 yards (C.Woodson).
15	2	3-6-BUF 41	(:27) (Shotgun) K.Orton pass short middle to S.Watkins to OAK 44 for 15 yards (T.Carrie) [K.Mack].
14	2	1-10-BUF 23	(1:02) (Shotgun) K.Orton pass short middle to F.Jackson to BUF 37 for 14 yards (B.Ross; C.Woodson).
12	4	1-10-BUF 14	(11:59) (Shotgun) K.Orton pass short right to F.Jackson to BUF 26 for 12 yards (M.Burris).
10	1	3-8-BUF 42	(13:12) (Shotgun) K.Orton pass short right to C.Hogan to OAK 48 for 10 yards (M.Burris).

Ten Longest Plays for Oakland Raiders

Yards	Qtr	Play Start	Play Description
51	4	3-22-OAK 19	(5:07) (Shotgun) D.Carr pass deep right to A.Holmes to BUF 30 for 51 yards (C.Graham).
50	1	3-13-OAK 46	(1:18) (Shotgun) D.Carr pass deep middle to K.Thompkins to BUF 4 for 50 yards (A.Williams).
25	3	1-10-OAK 35	(13:12) L.Murray up the middle to BUF 40 for 25 yards (A.Williams).
25	4	2-6-BUF 26	(3:41) M.McCants reported in as eligible. D.McFadden left end pushed ob at BUF 1 for 25 yards (A.Williams).
19	2	2-12-OAK 39	(3:40) (Shotgun) D.Carr pass short right to L.Murray to BUF 42 for 19 yards (D.Searcy).
17	3	2-6-BUF 36	(12:03) (Shotgun) L.Murray up the middle to BUF 19 for 17 yards (A.Williams).
16	2	2-8-BUF 40	(2:23) (Shotgun) D.Carr pass short right to M.Reece to BUF 24 for 16 yards (B.Spikes).
15	2	2-11-OAK 41	(11:34) (Shotgun) L.Murray left guard to BUF 44 for 15 yards (D.Searcy).
13	1	1-10-OAK 36	(2:27) (Shotgun) D.Carr pass short right to K.Thompkins pushed ob at OAK 49 for 13 yards (A.Williams).
12	3	1-10-OAK 31	(7:05) D.McFadden left end to OAK 43 for 12 yards (R.Brooks).

Touchdown Scoring Information

		Offense	Defense	Special Teams
VISITOR	Buffalo Bills	3	0	0
HOME	Oakland Raiders	2	0	0

Player Scoring Information

Club	Player	TD	Rush TD	Rec TD	KO TD	Punt TD	Int TD	Fum TD	Misc TD	FG	XP	2Pt Rush	2Pt Rec	Sfty	Points
BUF	R.Woods	0	0	1	0	0	0	0	0	0	0	0	0	0	6
BUF	S.Chandler	0	0	1	0	0	0	0	0	0	0	0	0	0	6
BUF	S.Watkins	0	0	1	0	0	0	0	0	0	0	0	0	0	6
BUF	D.Carpenter	0	0	0	0	0	0	0	0	1	3	0	0	0	6
OAK	S.Janikowski	0	0	0	0	0	0	0	0	4	2	0	0	0	14
OAK	J.Jones	0	0	1	0	0	0	0	0	0	0	0	0	0	6
OAK	J.Olawale	0	0	1	0	0	0	0	0	0	0	0	0	0	6

Possession Detail

	First Half		Second Half		Game	
	Visitor	Home	Visitor	Home	Visitor	Home
Largest Lead	7	6	0	9	7	9
Drives Leading	2	2	0	6	2	8
Time of Possession Leading	4:48	4:42	0:00	18:36	4:48	23:18
Largest Deficit	-6	-7	-9	0	-9	-7
Drives Trailing	3	3	6	0	9	3
Time of Possession Trailing	3:27	5:01	11:24	0:00	14:51	5:01
Times Score Tied Up		1		0		1
Lead Changes		2		0		2

Playtime Percentage

Percent of playtime per player on offense, defense and special teams

Buffalo Bills						Oakland Raiders					
		Offense	Defense	Special Teams				Offense	Defense	Special Teams	
E Pears	G	68 100%		4	11%	D Penn	T	72 100%		7	19%
K Urbik	G	68 100%		4	11%	A Howard	G	72 100%		7	19%
C Glenn	T	68 100%		4	11%	G Jackson	G	72 100%		7	19%
S Henderson	T	68 100%		4	11%	D Carr	QB	72 100%			
S Watkins	WR	68 100%				S Wisniewski	C	72 100%			
K Orton	QB	68 100%				K Barnes	G	70 97%		7	19%
E Wood	C	68 100%				A Holmes	WR	64 89%		1	3%
R Woods	WR	66 97%		4	11%	M Rivera	TE	58 81%		14	39%
S Chandler	TE	55 81%		4	11%	L Murray	RB	57 79%			
C Hogan	WR	54 79%		17	47%	J Jones	WR	47 65%		1	3%
F Jackson	RB	47 69%				K Thompkins	WR	40 56%		6	17%
C Spiller	RB	17 25%				M Reece	FB	36 50%		7	19%
M Gray	TE	14 21%		14	39%	M McCants	T	16 22%		7	19%
L Smith	TE	13 19%		11	31%	B Butler	WR	15 21%		1	3%
A Dixon	RB	4 6%		25	69%	D McFadden	RB	15 21%			
M Goodwin	WR	2 3%		10	28%	J Olawale	FB	8 11%		24	67%
P Brown	LB		72 100%	15	42%	S Simonson	TE	6 8%		18	50%
C Graham	CB		70 97%	15	42%	T Carrie	CB		68 100%	16	44%
N Bradham	LB		67 93%	14	39%	B Ross	SS		68 100%	8	22%
D Searcy	FS		66 92%	15	42%	C Woodson	FS		68 100%	6	17%
A Williams	SS		66 92%	7	19%	D Hayden	CB		68 100%	5	14%
K Williams	DT		61 85%	7	19%	R Armstrong	LB		68 100%	5	14%
M Williams	DE		56 78%	7	19%	K Mack	LB		61 90%	4	11%
J Hughes	DE		56 78%	3	8%	M Burris	LB		59 87%	6	17%
C Bryant	DT		44 61%	13	36%	A Smith	DT		56 82%	5	14%
B Spikes	LB		38 53%	7	19%	J Tuck	DE		53 78%	4	11%
S Gilmore	CB		38 53%	4	11%	K McGill	CB		48 71%	17	47%
N Robey	CB		34 47%	10	28%	J Ellis	DT		33 49%	1	3%
S Charles	DT		30 42%			B Mayowa	DE		32 47%	13	36%
R Brooks	CB		21 29%	24	67%	D Autry	DE		16 24%	11	31%
M Lawson	DE		17 24%	21	58%	C Wilson	DE		14 21%	5	14%
J Wynn	DE		17 24%			R Lumpkin	DT		12 18%	7	19%
B Rambo	SS		12 17%	13	36%	R Dowling	CB		9 13%	12	33%
M Dareus	DT		11 15%	1	3%	P Sims	NT		9 13%		
T Powell	LB		6 8%	25	69%	N Thorpe	CB		6 9%	23	64%
K Rivers	LB		6 8%	7	19%	S Hadley	LB			24	67%
D Williams	FS		3 4%	8	22%	B Filimoeatu	LB			24	67%
M Easley	WR			25	69%	G Atkinson	RB			23	64%
M Thigpen	WR			13	36%	C Casey	CB			23	64%
G Sanborn	LS			12	33%	S Janikowski	K			14	39%
C Schmidt	P			12	33%	J Condo	LS			13	36%
C Richardson	G			4	11%	K Boothe	C			7	19%
J Gay	K			4	11%	M Schaub	QB			7	19%
D Carpenter	K			4	11%	M King	P			6	17%
C Hairston	T			4	11%						