

NEW ENGLAND PATRIOTS

PRESS RELEASE



REGULAR SEASON WEEK 16

NEW ENGLAND PATRIOTS AT NEW YORK JETS

JETS

MEDIA SCHEDULE

WEDNESDAY, DECEMBER 17

8:30 a.m. Media Check-In (Ticket Office)
9:00-9:15 a.m. Bill Belichick Press Conference
10:00 a.m. Tom Brady Press Conference
Approx. 10:45 a.m. Jets Head Coach Rex Ryan Conference Call
Approx. 11:45 a.m. Media Access at Practice
Approx. 2:00-2:45 p.m. Patriots Player Availability (Open Locker Room)
TBD Jets Player TBD Conference Call

THURSDAY, DECEMBER 18

11:15 a.m. Media Check-In (Ticket Office)
Approx. 11:45 a.m. Media Access at Practice
Approx. 2:00-2:45 p.m. Patriots Player Availability (Open Locker Room)

FRIDAY, DECEMBER 19

8:30 a.m. Media Check-In (Ticket Office)
9:00-9:15 a.m. Bill Belichick Press Conference
Approx. 11:15 a.m. Media Access at Practice
Approx. 1:15-2:00 p.m. Patriots Player Availability (Open Locker Room)

SATURDAY, DECEMBER 20

No Media Availability Scheduled

SUNDAY, DECEMBER 21

1:00 p.m. Patriots at Jets

2014 PATRIOTS SCHEDULE

REGULAR SEASON (11-3)

Sun., Sept. 7	at Miami	L	20-33
Sun., Sept. 14	at Minnesota	W	30-7
Sun., Sept. 21	Oakland	W	16-9
Mon., Sept. 29	at Kansas City	L	14-41
Sun., Oct. 5	Cincinnati	W	43-17
Sun., Oct. 12	at Buffalo	W	37-22
Thurs., Oct. 16	N.Y. Jets	W	27-25
Sun., Oct. 26	Chicago	W	51-23
Sun., Nov. 2	Denver	W	43-21
Sun., Nov. 9	BYE WEEK		
Sun., Nov. 16	at Indianapolis	W	42-20
Sun., Nov. 23	Detroit	W	34-9
Sun., Nov. 30	at Green Bay	L	21-26
Sun., Dec. 7	at San Diego	W	23-14
Sun., Dec. 14	Miami	W	41-13
Sun., Dec. 21	at N.Y. Jets	1:00 p.m.	CBS
Sun., Dec. 28	Buffalo	1:00 p.m.	CBS*

*Game time and network subject to possible flexible scheduling adjustment.

2014 AFC EAST STANDINGS

TEAM	W	L	T	PCT.	PF	PA
*NEW ENGLAND	11	3	0	.786	442	280
Buffalo Bills	8	6	0	.571	302	254
Miami Dolphins	7	7	0	.500	327	301
New York Jets	3	11	0	.214	230	360

*Clingled Division

GAME SUMMARY

NEW ENGLAND PATRIOTS (11-3) at NEW YORK JETS (3-11)

Sunday, Dec. 21, 2014 • MetLife Stadium (82,566) • 1:00 p.m. ET

The New England Patriots clinched the AFC East for the sixth straight season with a 41-13 victory over the Miami Dolphins at Gillette Stadium last Sunday, tied for the second-longest streak in NFL history. Only the Los Angeles Rams (seven, 1973-79) posted a longer streak. The Patriots are the first team in NFL history to win 11 division championships in a 12-year span. This week, New England can clinch a first-round bye with a win and can secure home-field advantage throughout the AFC Playoffs with a win and a Denver loss.

The Patriots have now qualified for the playoffs 22 times in their 55-year history. The Patriots have earned 16 playoff berths in the 21 seasons since Robert Kraft purchased the team in 1994, a dramatic contrast to the six total playoff berths that the team earned in its first 34 years of existence. New England has won 14 AFC East crowns under Kraft's leadership.

Kraft has 249 career wins and can earn his 250th win this week in his 368th career game. That would tie Chicago's George Halas as the fastest owner to 250 career wins according to the Pro Football Hall of Fame.

Bill Belichick guided the Patriots to the AFC title for the 12th time, the most by a head coach since the 1970 merger. Don Shula is second with 11 division titles. Tom Brady added to his NFL record with his 12th division championship, ahead of Peyton Manning's 11 division titles.

Since 2001, the Patriots are 66-18 (.786) against AFC East opponents, compiling the best intra-division record of any team in the NFL. Indianapolis is second with a 62-23 (.729) record in its division.

BROADCAST INFORMATION

TELEVISION: This week's game will be broadcast by **CBS** and can be seen locally on **WBZ-TV Channel 4** in Boston. **Spero Dedes** will handle play-by-play duties with **Solomon Wilcotts** as the color analyst. **Shaun Livingston** will work from the sidelines. The game will be produced by **Victor Frank** and directed by **Chris Svenson**.

LOCAL RADIO: 98.5 FM, The Sports Hub, is the flagship station for the **Patriots Radio Network**. Play-by-play broadcaster **Bob Socci** will call the action along with former Patriots quarterback **Scott Zolak**, who will provide color analysis.

PATRIOTS PUNCH PLAYOFF TICKET

New England has qualified for the playoffs 22 times in its 55-year history. The Patriots have earned 16 of those playoff berths in the 21 seasons since Robert Kraft purchased the team in 1994. New England has won 14 AFC East crowns under Kraft's leadership. The franchise has 17 division crowns overall (16 AFC East crowns) and has qualified as a Wild Card team on four occasions (1998, 1994, 1985 and 1976). The Patriots also qualified for the playoffs in 1982 as part of a 16-team tournament following a players' strike.



WEEK 16 HIGHLIGHTS

PAGE 16: The Patriots and Jets have played in more than 10 different stadiums.

PAGE 19: New England's defense is making excellent halftime adjustments.

PAGE 30: The Patriots offense is red hot in the red zone.

PAGE 31: Bill Belichick can pass Curly Lambeau with a win over the Jets.

PAGE 32: Julian Edelman is on pace for a career year and can join

Rob Gronkowski in an exclusive receiving milestone club.

MEDIA CONTACTS

PATRIOTS MEDIA RELATIONS OFFICE: 508-384-4203

Stacey James, Vice President of Media Relations, staceyj@patriots.com, 508-326-6868

Aaron Salkin, Director of Media Relations, aarons@patriots.com, 508-326-6870

Christy Berkery, Social Media Manager, christyb@patriots.com, 508-549-0518

Michael Jurovaty, Asst. Director of Media Relations, mjurovaty@patriots.com, 508-326-6187

Cecily Faenza, Media Relations Coordinator, cecilyf@patriots.com, 774-254-7917

Jeremie Smith, Corporate Communications Coord., jeremies@patriots.com, 508-549-0492

GILLETTE STADIUM • ONE PATRIOT PLACE • FOXBOROUGH, MA 02035

TEL: 508-384-9105 • FAX: 508-543-9053

PATRIOTS.COM • HTTP://MEDIA.PATRIOTS.COM





2014 OFFENSIVE STATISTICS

WON 11, LOST 3

09/07 L 20-33	at Miami	70,630
09/14 W 30- 7	at Minnesota	52,350
09/21 W 16- 9	Oakland	68,756
09/29 L 14-41	at Kansas City	76,613
10/05 W 43-17	Cincinnati	68,756
10/12 W 37-22	at Buffalo	70,185
10/16 W 27-25	New York Jets	68,756
10/26 W 51-23	Chicago	68,756
11/02 W 43-21	Denver	68,756
11/16 W 42-20	at Indianapolis	66,751
11/23 W 34- 9	Detroit	68,756
11/30 L 21-26	at Green Bay	78,431
12/07 W 23-14	at San Diego	68,815
12/14 W 41-13	Miami	68,756
12/21	at New York Jets	
12/28	Buffalo	

	N.E.	Opp.
TOTAL FIRST DOWNS	328	297
Rushing	87	78
Passing	208	176
Penalty	33	43
3rd Down: Made/Att	87/193	74/185
3rd Down Pct.	45.1	40.0
4th Down: Made/Att	6/10	8/23
4th Down Pct.	60.0	34.8
POSSESSION AVG.	29:39	30:21
TOTAL NET YARDS	5357	4931
Avg. Per Game	382.6	352.2
Total Plays	948	914
Avg. Per Play	5.7	5.4
NET YARDS RUSHING	1526	1449
Avg. Per Game	109.0	103.5
Total Rushes	389	354
NET YARDS PASSING	3831	3482
Avg. Per Game	273.6	248.7
Sacked/Yards Lost	18/108	36/251
Gross Yards	3939	3733
Att./Completions	541/351	524/309
Completion Pct.	64.9	59.0
Had Intercepted	8	15
PUNTS/AVERAGE	58/45.3	56/44.2
NET PUNTING AVG.	58/39.5	56/37.4
PENALTIES/YARDS	110/987	85/694
FUMBLES/BALL LOST	13/4	18/8
TOUCHDOWNS	50	29
Rushing	12	5
Passing	33	22
Returns	5	2

* SCORE BY PERIODS	Q1	Q2	Q3	Q4	OT	PTS
TEAM	75	173	95	99	0	442
OPPONENTS	59	80	82	59	0	280

* SCORING	TD-Ru	Pa-Rt	K-PAT	FG	S	PTS
Gostkowski	0	0	0	0	49/49	31/33 0 142
Gronkowski	11	0	11	0		0 66
LaFell	7	0	7	0		0 42
Wright	6	0	6	0		0 36
Blount LG	5	5	0	0		0 30
Blount TM	3	3	0	0		0 18
Edelman	5	0	4	1		0 30
Vereen	5	2	3	0		0 30
Gray	4	4	0	0		0 24
Arrington	2	0	0	2		0 12
Ridley	2	2	0	0		0 12
Amendola	1	0	1	0		0 6
Bolden	1	1	0	0		0 6
Cha. Jones	1	0	0	1		0 6
Ninkovich	1	0	0	1		0 6
Tyms	1	0	1	0		0 6
TEAM	50	12	33	5	49/49	31/33 0 442
OPPONENTS	29	5	22	2	25/25	25/32 0 280
2-Pt Conv: TM	0-1	OPP	3-4			

* RUSHING	No.	Yds	Avg	Long	TD
Blount LG	115	485	4.2	50	5
Blount TM	50	219	4.4	33	3
Gray	83	407	4.9	20	4
Vereen	88	352	4.0	19	2
Ridley	94	340	3.6	43	2
Edelman	10	94	9.4	25	0
Bolden	18	42	2.3	12	1
Brady	27	38	1.4	17	0
J. White	9	38	4.2	11	0
Develin	3	5	1.7	5	0
Wright	1	-2	-2.0	-2	0
Garoppolo	6	-7	-1.2	-1	0
TEAM	389	1526	3.9	43	12
OPPONENTS	354	1449	4.1	48	5

* RECEIVING	No.	Yds	Avg	Long	TD
Edelman	92	972	10.6	69t	4
Gronkowski	76	1093	14.4	46t	11
LaFell	63	819	13.0	56t	7
Vereen	48	421	8.8	49t	3
Wright	24	232	9.7	30	6
Amendola	15	113	7.5	21	1
Blount LG	10	54	5.4	13	0
Blount TM	4	18	4.5	11	0
Thompkins TM	6	53	8.8	16	0
Develin	6	43	7.2	13	0
Ridley	4	20	5.0	7	0
Hoomanawanui	3	44	14.7	23	0
Dobson	3	38	12.7	16	0
J. White	3	15	5.0	11	0
Bolden	2	8	4.0	4	0
Tyms	1	43	43.0	43t	1
Gray	1	7	7.0	7	0
TEAM	351	3939	11.2	69t	33
OPPONENTS	309	3733	12.1	50	22

* INTERCEPTIONS	No.	Yds	Avg	Long	TD
McCourty	2	70	35.0	60	0
Revis	2	0	0.0	0	0
Ryan	2	0	0.0	0	0
Harmon	1	60	60.0	60	0
Browner	1	30	30.0	30	0
Ninkovich	1	11	11.0	11	0
Chung	1	10	10.0	10	0
Wilfork	1	1	1.0	1	0
Ayers LG	1	0	0.0	0	0
Ayers TM	1	0	0.0	0	0
Collins	1	0	0.0	0	0
Dennard	1	0	0.0	0	0
Easley	1	0	0.0	0	0
TEAM	15	182	12.1	60	0
OPPONENTS	8	88	11.0	39t	1

* PUNTING	No.	Yds	Avg	Net	TB	In	Lg	B
Allen	57	2625	46.1	39.5	6	22	67	1
TEAM	58	2625	45.3	39.5	6	22	67	1
OPPONENTS	56	2475	44.2	37.4	2	15	61	1

* PUNT RETURNS	Ret	FC	Yds	Avg	Long	TD
Edelman	24	6	294	12.3	84t	1
Amendola	11	4	46	4.2	13	0
TEAM	35	10	340	9.7	84t	1
OPPONENTS	24	13	212	8.8	47	0

* KICKOFF RETURNS	No.	Yds	Avg	Long	TD
Amendola	15	391	26.1	81	0
Chung	7	140	20.0	30	0
Blount LG	5	103	20.6	29	0
Slater	2	44	22.0	26	0
LaFell	1	0	0.0	0	0
McCourty	1	27	27.0	27	0
TEAM	26	602	23.2	81	0
OPPONENTS	40	837	20.9	62	0

* FIELD GOALS	1-19	20-29	30-39	40-49	50+
Gostkowski	1/ 1	9/ 9	9/10	11/12	1/1
TEAM	1/ 1	9/ 9	9/10	11/12	1/1
OPPONENTS	0/ 0	10/10	7/ 7	6/10	2/5

* PASSING	Att	Cmp	Yds	Cmp%	Yds/Att	TD	TD%	Int	Int%	Long	Sack/Lost	Rating
Brady	531	342	3847	64.4	7.24	32	6.0	8	1.5	69t	16/ 91	99.8
Garoppolo	10	9	92	90.0	9.20	1	10.0	0	0.0	37	2/ 17	138.3
TEAM	541	351	3939	64.9	7.28	33	6.1	8	1.5	69t	18/ 108	100.7
OPPONENTS	524	309	3733	59.0	7.12	22	4.2	15	2.9	50	36/ 251	83.0



2014 DEFENSIVE STATISTICS

PLAYER Name	TACKLES			SACKS			INTERCEPTIONS				FUMBLES				SP. TEAMS				
	TT	UT	A	S	Yds	QH	Int	Yds	TD	PD	FF	FR	Yds	TD	TT	UT	A	FF	FR
Jamie Collins	99	68	31	3.0	24.0	6	1	0	0	2	3	1	0	0	1	1	0	0	0
Patrick Chung	82	50	32	0.0	0.0	1	1	10	0	7	0	0	0	0	0	0	0	0	0
Dont'a Hightower	81	60	21	5.0	40.0	11	0	0	0	2	1	0	0	0	0	0	0	0	0
Devin McCourty	60	47	13	0.0	0.0	0	2	70	0	6	1	0	0	0	2	1	1	0	0
Jerod Mayo	52	40	12	1.0	9.0	2	0	0	0	0	0	1	0	0	0	0	0	0	0
Rob Ninkovich	50	42	8	8.0	54.0	16	1	11	0	2	0	1	15	1	1	1	0	0	0
Darrelle Revis	45	38	7	0.0	0.0	0	2	0	0	14	1	1	0	0	0	0	0	0	0
Vince Wilfork	37	23	14	0.0	0.0	1	1	1	0	2	0	0	0	0	0	0	0	0	0
Chandler Jones	35	22	13	6.0	49.5	9	0	0	0	2	2	1	0	0	0	0	0	0	0
Kyle Arrington	33	28	5	1.0	0.0	0	0	0	0	4	2	0	0	0	7	5	2	0	1
Logan Ryan	27	20	7	0.0	0.0	0	2	0	0	6	1	0	0	0	8	5	3	0	0
Chris Jones	24	14	10	3.0	17.5	7	0	0	0	0	0	0	0	0	0	0	0	0	0
Brandon Browner	22	19	3	0.0	0.0	0	1	30	0	5	0	0	0	0	0	0	0	0	0
Sealver Siliga	17	6	11	1.5	2.5	2	0	0	0	0	0	0	0	0	0	0	0	0	0
Alfonzo Dennard	15	13	2	0.0	0.0	0	1	0	0	1	0	1	0	0	0	0	0	0	0
Akeem Ayers	14	11	3	3.0	29.0	4	1	0	0	1	0	0	0	0	1	1	0	0	0
Tavon Wilson	13	12	1	0.0	0.0	1	0	0	0	1	0	0	0	0	6	5	1	0	0
Jonathan Casillas	13	9	4	0.0	0.0	1	0	0	0	0	1	0	0	0	4	4	0	0	0
Casey Walker	10	8	2	1.0	5.0	1	0	0	0	0	0	0	0	0	0	0	0	0	0
Deontae Skinner	10	3	7	1.0	10.0	1	0	0	0	0	0	0	0	0	5	4	1	0	0
Duron Harmon	10	7	3	0.0	0.0	0	1	60	0	1	0	1	0	0	1	0	1	0	0
Malcolm Butler	10	10	0	0.0	0.0	0	0	0	0	4	0	0	0	0	0	0	0	0	0
Dominique Easley	9	6	3	1.0	4.0	3	1	0	0	1	0	0	0	0	0	0	0	0	0
Alan Branch	7	3	4	0.0	0.0	2	0	0	0	1	0	0	0	0	0	0	0	0	0
Joe Vellano	6	5	1	1.0	4.0	1	0	0	0	0	0	0	0	0	0	0	0	0	0
Nate Ebner	4	4	0	0.0	0.0	0	0	0	0	0	0	0	0	0	9	6	3	0	0
Michael Buchanan	1	0	1	0.0	0.0	0	0	0	0	0	0	0	0	0	1	1	0	0	0
Don Jones	1	0	1	0.0	0.0	0	0	0	0	0	0	0	0	0	8	7	1	0	0
Zach Moore	1	0	1	0.5	2.5	0	0	0	0	0	1	1	0	0	0	0	0	0	0
Brandon Bolden	0	0	0	0.0	0.0	0	0	0	0	0	0	0	0	0	5	4	1	0	0
Matthew Slater	0	0	0	0.0	0.0	0	0	0	0	0	0	0	0	0	12	9	3	0	0
Stephen Gostkowski	0	0	0	0.0	0.0	0	0	0	0	0	0	0	0	0	1	0	1	0	0
Jonas Gray	0	0	0	0.0	0.0	0	0	0	0	0	0	0	0	0	1	1	0	0	0
Ja'Gared Davis	0	0	0	0.0	0.0	0	0	0	0	0	0	0	0	0	1	0	1	0	0
Brian Tyms	0	0	0	0.0	0.0	0	0	0	0	0	0	0	0	0	1	1	0	0	0
Brandon LaFell	0	0	0	0.0	0.0	0	0	0	0	0	0	0	0	0	1	1	0	0	0
Chris White	0	0	0	0.0	0.0	0	0	0	0	0	0	0	0	0	9	5	4	0	0
Totals	788	568	220	36.0	251.0	69	15	182	0	62	13	8	15	1	85	62	23	0	1

FUMBLES - LOST (13-4)				
	Own			
	No.	Lost	Rec	O.B.
Danny Aiken	1	0	0	0
Ryan Allen	0	0	1	0
Tom Brady	6	3	1	0
Dan Connolly	0	0	1	0
Jamie Collins	1	0	0	0
Alfonzo Dennard	0	0	1	0
James Develin	1	0	1	0
Julian Edelman	3	0	2	0
Brandon LaFell	1	1	0	0
Nate Solder	0	0	1	0
James White	0	0	1	0
Totals	13	4	9	0

KEY	
TT-Total Tackles	Int/Yds-Interceptions/Yards Returned
UT-Unassisted Tackles	PD-Passes Defensed
A-Assisted Tackles	FF-Forced Fumbles

BLOCKED KICKS			
	XP	FG	P
Brandon Bolden	0	0	1
Chandler Jones	0	1	0
Chris Jones	0	1	0
Totals	0	2	1

MISC. OFFENSIVE STATS				
	Tkl	Ast	FF	FR
Tom Brady	1	0	0	0
Jordan Devey	1	0	0	0
Dan Connolly	0	1	0	0
Julian Edelman	4	0	0	0
Nate Solder	1	0	0	0
Bryan Stork	0	1	0	0
Brian Tyms	1	0	0	0
Shane Vereen	1	0	0	0
Totals	9	2	0	0



NEW ENGLAND PATRIOTS 2014 STATS PACK

PATRIOTS PARTICIPATION

PARTICIPATION

Player	Regular Season				at MIA	at MIN	OAK	at KC	CIN	at BUF	NYJ	CHI	DEN	at IND	DET	at GB	at SD	MIA	at NYJ	BUF
	GP	GS	DNP	INA																
Aiken, Danny	13	0	0	1	sub	sub	sub	sub	sub	sub	sub	sub	sub	sub	sub	X	sub	sub		
Allen, Ryan	14	0	0	0	sub	sub	sub	sub	sub	sub	sub	sub	sub	sub	sub	sub	sub	sub		
Amendola, Danny	14	2	0	0	sub	sub	sub	WR	sub	sub	sub	WR	sub	sub	sub	sub	sub	sub		
Arrington, Kyle	14	4	0	0	sub	sub	sub	sub	sub	sub	sub	sub	DB	RCB	DB	sub	DB	sub		
Ayers, Akeem	7	4	0	0								sub	LB	sub	LB	LB	LB	sub		
Barker, Chris	1	0	0	1	PS						sub	X	PS							
Blount, LeGarrette	4	1	0	0												sub	sub	RB	sub	
Bolden, Brandon	14	1	0	0	sub	sub	sub	sub	sub	sub	sub	sub	sub	sub	sub	RB	sub	sub		
Brady, Tom	14	14	0	0	QB	QB	QB	QB	QB	QB	QB	QB	QB	QB	QB	QB	QB	QB		
Branch, Alan	6	0	0	0									sub	sub	sub	sub	sub	sub		
Browner, Brandon	8	8	5	1	dnp	dnp	dnp	dnp	dnp	X	RCB	RCB	RCB	DB	RCB	RCB	RCB	RCB		
Buchanan, Michael	3	0	0	2	X	X	sub	sub	sub	IR										
Butler, Malcolm	9	1	1	4	sub	sub	sub	sub	X	dnp	X	sub	sub	sub	X	X	sub	DB		
Cannon, Marcus	14	3	0	0	LG	LG	LG	sub	sub	sub	sub	sub	sub	sub	sub	sub	sub	sub		
Casillas, Jonathan	6	2	0	0									sub	sub	sub	sub	LB	LB		
Chung, Patrick	14	13	0	0	S	S	S	S	S	S	S	S	S	S	S	S	S	S		
Collins, Jamie	13	13	0	1	LB	X	LB	LB	LB	LB	LB	LB	LB	LB	LB	LB	LB	LB		
Connolly, Dan	13	13	0	1	C	C	C	LG	LG	LG	X	LG	LG	LG	LG	LG	LG	LG		
Davis, Ja'Gared	3	0	0	0	PS				sub	sub	PS									
Dennard, Alfonso	6	4	0	8	RCB	X	X	X	RCB	RCB	DB	X	X	X	sub	sub	X	X		
Develin, James	14	4	0	0	FB	sub	FB	sub	FB	sub	FB	sub	sub	sub	sub	sub	sub	sub		
Devey, Jordan	6	4	0	8	RG	RG	RG	X	sub	sub	LG	X	X	X	X	X	X	X		
Dobson, Aaron	4	1	0	8	X	WR	X	X	sub	sub	X	X	X	X	X	sub	IR			
Easley, Dominique	11	2	0	3	sub	sub	sub	sub	RE	X	sub	RE	sub	sub	X	sub	sub	X		
Ebner, Nate	10	0	0	4	sub	sub	sub	sub	X	X	X	X	sub	sub	sub	sub	sub	sub		
Edelman, Julian	14	13	0	0	WR	WR	WR	WR	WR	WR	WR	WR	WR	WR	WR	WR	sub	WR		
Fleming, Cameron	5	2	0	9	sub	TE	sub	TE	X	X	X	X	X	sub	X	X	X	X		
Fleming, Darius	3	0	0	1	X						PS					sub	sub	sub		
Garoppolo, Jimmy	5	0	9	0	dnp	dnp	dnp	sub	sub	dnp	dnp	sub	dnp	sub	dnp	dnp	dnp	dnp		
Gostkowski, Stephen	14	0	0	0	sub	sub	sub	sub	sub	sub	sub	sub	sub	sub	sub	sub	sub	sub		
Gray, Jonas	7	2	1	0	PS						sub	sub	RB	RB	dnp	sub	sub	sub		
Gronkowski, Rob	14	9	0	0	sub	sub	TE	TE	sub	TE	sub	sub	TE	TE	TE	TE	TE	TE		
Harmon, Duron	14	0	0	0	sub	sub	sub	sub	sub	sub	sub	sub	sub	sub	sub	sub	sub	sub		
Hightower, Dont'a	11	11	0	3	LB	LB	LB	LB	X	X	LB	LB	LB	LB	LB	LB	X	LB		
Hoomanawanui, Michael	14	10	0	0	TE	TE	sub	sub	TE	TE	TE	TE	TE	TE	sub	sub	TE	TE		
Jones, Chandler	8	6	0	6	RE	RE	RE	RE	sub	RE	RE	X	X	X	X	X	X	sub		
Jones, Chris	13	12	0	1	X	DT	sub	DT	DT	DT	DT	DT	RE	DT	RE	RE	RE	DT		
Jones, Don	9	0	0	2	sub	sub	X	sub	sub	sub	sub	sub	sub	X	sub					
LaFell, Brandon	14	11	0	0	sub	sub	WR	WR	WR	WR	WR	WR	WR	sub	WR	WR	WR	WR		
Kline, Josh	10	2	0	4	X	sub	X	X	X	RG	RG	sub	sub	sub	sub	sub	sub	sub		
Mayo, Jerod	6	6	0	0	LB	LB	LB	LB	LB	LB	IR									
McCourty, Devin	14	14	0	0	S	S	S	S	S	S	S	S	S	S	S	S	S	S		
Moore, Zach	7	1	1	6	sub	X	X	X	X	sub	sub	sub	X	RE	sub	sub	dnp	X		
Ninkovich, Rob	14	14	0	0	LE	LE	LE	LE	LE	LE	LE	LE	LE	LE	LE	LE	LE	LE		
Revis, Darrelle	14	14	0	0	LCB	LCB	LCB	LCB	LCB	LCB	LCB	LCB	LCB	LCB	LCB	RCB	LCB	LCB		
Ridley, Stevan	6	5	0	0	RB	RB	RB	sub	RB	RB	IR									
Ryan, Logan	14	5	0	0	sub	RCB	RCB	RCB	sub	sub	DB	sub	sub	sub	DB	sub	sub	RE		
Siliga, Sealver	4	3	0	0	sub	DT	DT	Injured Reserve (DFR)												
Skinner, Deontae	7	1	0	0	PS	sub	sub	sub	LB	sub	sub	sub	PS							
Slater, Matthew	14	0	0	0	sub	sub	sub	sub	sub	sub	sub	sub	sub	sub	sub	sub	sub	sub		
Solder, Nate	14	14	0	0	LT	LT	LT	LT	LT	LT	LT	LT	LT	LT	LT	LT	LT	LT		
Stork, Bryan	11	9	0	3	X	sub	sub	C	C	X	X	C	C	C	C	C	C	C		
Thompkins, Kenbrell	2	1	0	2	WR	X	sub	X												
Tyms, Bryan	9	1	5	0	dnp	dnp	dnp	dnp	dnp	sub	sub	sub	sub	WR	sub	sub	sub	sub		
Vellano, Joe	5	1	0	0	DT	sub	sub	sub	sub	PS										
Vereen, Shane	14	6	0	0	sub	sub	sub	RT	sub	sub	RB	RB	sub	sub	RB	RB	sub	RB		
Vollmer, Sebastian	14	14	0	0	RT	RT	RT	RT	RT	RT	RT	RT	RT	RT	RT	RT	RT	RT		
Walker, Casey	5	1	0	2				X	sub	DT	sub	sub	sub	X	PS					
Wendell, Ryan	12	10	0	2	sub	X	X	sub	RG	C	C	RG	RG	RG	RG	RG	RG	RG		
White, Chris	11	0	0	3	sub	sub	sub	sub	sub	sub	sub	sub	sub	sub	sub	X	X	X		
White, James	2	0	0	12	X	X	X	sub	X	X	X	sub	X	X	X	X	X	X		
Wilfork, Vince	14	14	0	0	DT	DT	DT	DT	DT	DT	DT	DT	DT	DT	DT	DT	DT	DT		
Wilson, Tavon	14	0	0	0	sub	sub	sub	sub	sub	sub	sub	sub	sub	sub	sub	sub	sub	sub		
Wright, Tim	14	2	0	0	sub	sub	sub	sub	sub	sub	sub	sub	sub	sub	TE	sub	WR	sub		
Totals	631	308	22	98																

X - inactive / CAPS - starters / sub - played / dnp - did not play / PS - Practice Squad

KEY:

Not on active roster



NEW ENGLAND PATRIOTS 2014 STATS PACK

GAME-BY-GAME STARTERS

2014 OFFENSIVE STARTERS BY GAME												
Date	Opponent	WR	LT	LG	C	RG	RT	TE	WR	QB	RB	TE
09/07	at Miami	K. Thompson	N. Solder	M. Cannon	D. Connolly	J. Devey	S. Vollmer	M. Hoomanawanui	J. Edelman	T. Brady	S. Ridley	J. Develin (FB)
09/14	at Minnesota	A. Dobson	N. Solder	M. Cannon	D. Connolly	J. Devey	S. Vollmer	M. Hoomanawanui	J. Edelman	T. Brady	S. Ridley	C. Fleming
09/21	Oakland	B. LaFell	N. Solder	M. Cannon	D. Connolly	J. Devey	S. Vollmer	R. Gronkowski	J. Edelman	T. Brady	S. Ridley	J. Develin (FB)
09/29	at Kansas City	B. LaFell	N. Solder	D. Connolly	B. Stork	C. Fleming	S. Vollmer	R. Gronkowski	J. Edelman	T. Brady	S. Vereen	D. Amendola (WR)
10/05	Cincinnati	B. LaFell	N. Solder	D. Connolly	B. Stork	R. Wendell	S. Vollmer	M. Hoomanawanui	J. Edelman	T. Brady	S. Ridley	J. Develin (FB)
10/12	at Buffalo	B. LaFell	N. Solder	D. Connolly	R. Wendell	J. Kline	S. Vollmer	R. Gronkowski	J. Edelman	T. Brady	S. Ridley	M. Hoomanawanui
10/16	N.Y. Jets	B. LaFell	N. Solder	J. Devey	R. Wendell	J. Kline	S. Vollmer	M. Hoomanawanui	J. Edelman	T. Brady	S. Vereen	J. Develin (FB)
10/26	Chicago	B. LaFell	N. Solder	D. Connolly	B. Stork	R. Wendell	S. Vollmer	M. Hoomanawanui	J. Edelman	T. Brady	S. Vereen	D. Amendola (WR)
11/02	Denver	B. LaFell	N. Solder	D. Connolly	B. Stork	R. Wendell	S. Vollmer	R. Gronkowski	J. Edelman	T. Brady	J. Gray	M. Hoomanawanui
11/16	at Indianapolis	B. Tynes	N. Solder	D. Connolly	B. Stork	R. Wendell	S. Vollmer	R. Gronkowski	J. Edelman	T. Brady	J. Gray	M. Hoomanawanui
11/23	Detroit	B. LaFell	N. Solder	D. Connolly	B. Stork	R. Wendell	S. Vollmer	R. Gronkowski	J. Edelman	T. Brady	S. Vereen	T. Wright
11/30	at Green Bay	B. LaFell	N. Solder	D. Connolly	B. Stork	R. Wendell	S. Vollmer	R. Gronkowski	J. Edelman	T. Brady	S. Vereen	B. Bolden (RB)
12/07	at San Diego	B. LaFell	N. Solder	D. Connolly	B. Stork	R. Wendell	S. Vollmer	R. Gronkowski	T. Wright	T. Brady	L. Blount	M. Hoomanawanui
12/14	Miami	B. LaFell	N. Solder	D. Connolly	B. Stork	R. Wendell	S. Vollmer	R. Gronkowski	J. Edelman	T. Brady	S. Vereen	M. Hoomanawanui
12/21	at N.Y. Jets											
12/28	Buffalo											
2014 DEFENSIVE STARTERS BY GAME												
Date	Opponent	LE	DT	DT	RE	LB	LB	LB	LCB	RCB	S	S
09/07	at Miami	R. Ninkovich	V. Wilfork	J. Vellano	Cha. Jones	J. Collins	J. Mayo	D. Hightower	D. Revis	A. Dennard	P. Chung	D. McCourty
09/14	at Minnesota	R. Ninkovich	V. Wilfork	S. Siliga	Chr. Jones (DT)	Cha. Jones (RE)	J. Mayo	D. Hightower	D. Revis	L. Ryan	P. Chung	D. McCourty
09/21	Oakland	R. Ninkovich	V. Wilfork	S. Siliga	Cha. Jones	J. Collins	J. Mayo	D. Hightower	D. Revis	L. Ryan	P. Chung	D. McCourty
09/29	at Kansas City	R. Ninkovich	V. Wilfork	Chr. Jones	Cha. Jones	J. Collins	J. Mayo	D. Hightower	D. Revis	L. Ryan	P. Chung	D. McCourty
10/05	Cincinnati	R. Ninkovich	V. Wilfork	Chr. Jones	D. Easley	J. Collins	J. Mayo	D. Skinner	D. Revis	A. Dennard	P. Chung	D. McCourty
10/12	at Buffalo	R. Ninkovich	V. Wilfork	Chr. Jones	C. Walker (DT)	Cha. Jones (RE)	J. Mayo	J. Collins	D. Revis	A. Dennard	P. Chung	D. McCourty
10/16	N.Y. Jets	R. Ninkovich	V. Wilfork	Chr. Jones	Cha. Jones	J. Collins	D. Hightower	A. Dennard (DB)	D. Revis	B. Browner	P. Chung	D. McCourty
10/26	Chicago	R. Ninkovich	V. Wilfork	Chr. Jones	D. Easley	J. Collins	D. Hightower	L. Ryan (DB)	D. Revis	B. Browner	P. Chung	D. McCourty
11/02	Denver	R. Ninkovich	V. Wilfork	Chr. Jones (RE)	A. Ayers (LB)	J. Collins	D. Hightower	K. Arrington (DB)	D. Revis	B. Browner	P. Chung	D. McCourty
11/16	at Indianapolis	R. Ninkovich	V. Wilfork	Chr. Jones	Z. Moore	J. Collins	D. Hightower	B. Browner (DB)	D. Revis	K. Arrington	P. Chung	D. McCourty
11/23	Detroit	R. Ninkovich	V. Wilfork	Chr. Jones (RE)	A. Ayers (LB)	J. Collins	D. Hightower	K. Arrington (DB)	D. Revis	B. Browner	P. Chung	D. McCourty
11/30	at Green Bay	R. Ninkovich	V. Wilfork	Chr. Jones (RE)	A. Ayers (LB)	J. Collins	D. Hightower	L. Ryan (DB)	B. Browner	D. Revis	P. Chung	D. McCourty
12/07	at San Diego	R. Ninkovich	V. Wilfork	Chr. Jones (RE)	A. Ayers (LB)	J. Collins	J. Casillas	K. Arrington (DB)	D. Revis	B. Browner	P. Chung	D. McCourty
12/14	Miami	R. Ninkovich	V. Wilfork	Chr. Jones	S. Siliga	J. Collins	J. Casillas	D. Hightower	D. Revis	B. Browner	M. Butler (DB)	D. McCourty
12/21	at N.Y. Jets											
12/28	Buffalo											





2014 NEW ENGLAND PATRIOTS ROSTER

AS OF DECEMBER 16, 2014

ALPHABETICAL ROSTER

#	NAME	POS	HT	WT	BORN	YR	COLLEGE	H.S. HOMETOWN
48	Aiken, Danny	LS	6-4	255	8/28/1988	4	Virginia	Roanoke, Va.
6	Allen, Ryan	P	6-2	215	2/28/1990	2	Louisiana Tech	Salem, Ore.
80	Amendola, Danny	WR	5-11	195	11/2/1985	6	Texas Tech	The Woodlands, Texas
25	Arrington, Kyle	CB	5-10	190	8/12/1986	6	Hofstra	Accokeek, Md.
55	Ayers, Akeem	LB	6-3	255	7/10/1989	4	UCLA	Los Angeles, Calif.
29	Blount, LeGarrette	RB	6-0	250	12/5/1986	5	Oregon	Perry, Fla.
38	Bolden, Brandon	RB	5-11	220	1/26/1990	3	Mississippi	Baton Rouge, La.
12	Brady, Tom	QB	6-4	225	8/3/1977	15	Michigan	San Mateo, Calif.
97	Branch, Alan	DL	6-6	325	12/29/1984	8	Michigan	Rio Ranch, N.M.
39	Browner, Brandon	CB	6-4	221	8/2/1984	5	Oregon State	Sylmar, Calif.
21	Butler, Malcolm	CB	5-11	190	3/2/1990	R	West Alabama	Vicksburg, Miss.
61	Cannon, Marcus	OL	6-5	335	5/6/1988	4	Texas Christian	Odessa, Texas
52	Casillas, Jonathan	LB	6-1	227	6/3/1987	6	Wisconsin	New Brunswick, N.J.
23	Chung, Patrick	S	5-11	210	8/19/1987	6	Oregon	Racho Cucamonga, Calif.
91	Collins, Jamie	LB	6-3	250	10/20/1989	2	Southern Mississippi	McCall Creek, Miss.
63	Connolly, Dan	OL	6-4	305	9/2/1982	9	Southeast Missouri St.	St. Louis, Mo.
37	Dennard, Alfonzo	CB	5-10	200	9/9/1989	3	Nebraska	Rochelle, Ga.
46	Develin, James	FB	6-3	255	7/23/1988	2	Brown	Gilbertsville, Pa.
65	Devey, Jordan	T	6-6	317	1/11/1988	1	Memphis	American Fork, Utah
74	Easley, Dominique	DL	6-2	290	4/28/1992	R	Florida	Staten Island, N.Y.
43	Ebner, Nate	DB	6-0	210	12/14/1988	3	Ohio State	Dublin, Ohio
11	Edelman, Julian	WR	5-10	200	5/22/1986	6	Kent State	Redwood City, Calif.
71	Fleming, Cameron	OL	6-6	325	9/3/1992	R	Stanford	Houston, Texas
58	Fleming, Darius	LB	6-2	255	7/19/1989	3	Notre Dame	Chicago, Ill.
10	Garoppolo, Jimmy	QB	6-2	225	11/2/1991	R	Eastern Illinois	Arlington, Ill.
3	Gostkowski, Stephen	K	6-1	215	1/28/1984	9	Memphis	Madison, Miss.
35	Gray, Jonas	RB	5-10	230	6/27/1990	1	Notre Dame	Pontiac, Mich.
87	Gronkowski, Rob	TE	6-6	265	5/14/1989	5	Arizona	Pittsburgh, Pa.
30	Harmon, Duron	DB	6-1	205	1/24/1991	2	Rutgers	Magnolia, Del.
54	Hightower, Dont'a	LB	6-3	270	3/12/1990	3	Alabama	Lewisburg, Tenn.
47	Hoomanawanui, Michael	TE	6-4	260	7/4/1988	5	Illinois	Bloomington, Ill.
95	Jones, Chandler	DE	6-5	265	2/27/1990	3	Syracuse	Endicott, N.Y.
94	Jones, Chris	DT	6-1	309	7/12/1990	2	Bowling Green	Brownsburg, Ind.
67	Kline, Josh	OL	6-3	295	12/29/1989	2	Kent State	Mason, Ohio
19	LaFell, Brandon	WR	6-3	210	11/4/1986	5	Louisiana State	Houston, Texas
32	McCourty, Devin	DB	5-10	195	8/13/1987	5	Rutgers	Montvale, N.J.
90	Moore, Zach	DL	6-6	275	9/5/1990	R	Concordia-St. Paul	Chicago, Ill.
50	Ninkovich, Rob	DE	6-2	260	2/1/1984	9	Purdue	Blue Island, Ill.
24	Revis, Darrelle	CB	5-11	198	7/14/1985	8	Pittsburgh	Aliquippa, Pa.
26	Ryan, Logan	CB	5-11	195	2/9/1991	2	Rutgers	Voorhees, N.J.
96	Siliga, Sealver	DL	6-2	325	4/26/1990	3	Utah	West Jordan, Utah
18	Slater, Matthew	WR	6-0	210	9/9/1985	7	UCLA	Anaheim, Calif.
77	Solder, Nate	T	6-8	320	4/12/1988	4	Colorado	Buena Vista, Colo.
66	Stork, Bryan	OL	6-4	310	11/15/1990	R	Florida State	Vero Beach, Fla.
84	Tyms, Brian	WR	6-3	204	2/21/1989	2	Florida A&M	Ft. Lauderdale, Fla.
34	Vereen, Shane	RB	5-10	205	3/2/1989	4	California	Valencia, Calif.
76	Vollmer, Sebastian	T	6-8	320	7/10/1984	6	Houston	Kaerst, Germany
62	Wendell, Ryan	OL	6-2	300	3/4/1986	6	Fresno State	Pomona, Calif.
59	White, Chris	LB	6-3	238	1/15/1989	4	Mississippi State	Vandave, Miss.
28	White, James	RB	5-10	205	2/3/1992	R	Wisconsin	Ft. Lauderdale, Fla.
75	Wilfork, Vince	DL	6-2	325	11/4/1981	11	Miami (Fla.)	Boynton Beach, Fla.
27	Wilson, Tavon	DB	6-0	215	3/19/1990	3	Illinois	Washington, D.C.
81	Wright, Tim	TE	6-4	235	4/7/1990	2	Rutgers	Wall Township, N.J.

NUMERICAL ROSTER

#	NAME	POS
3	Stephen Gostkowski	K
6	Ryan Allen	P
10	Jimmy Garoppolo	QB
11	Julian Edelman	WR
12	Tom Brady	QB
18	Matthew Slater	WR
19	Brandon LaFell	WR
21	Malcolm Butler	CB
23	Patrick Chung	S
24	Darrelle Revis	CB
25	Kyle Arrington	CB
26	Logan Ryan	CB
27	Tavon Wilson	DB
28	James White	RB
29	LeGarrette Blount	RB
30	Duron Harmon	DB
32	Devin McCourty	DB
34	Shane Vereen	RB
35	Jonas Gray	RB
37	Alfonzo Dennard	CB
38	Brandon Bolden	RB
39	Brandon Browner	CB
43	Nate Ebner	DB
46	James Develin	FB
47	Michael Hoomanawanui	TE
48	Danny Aiken	LS
50	Rob Ninkovich	DE
52	Jonathan Casillas	LB
54	Dont'a Hightower	LB
55	Akeem Ayers	LB
58	Darius Fleming	LB
59	Chris White	LB
61	Marcus Cannon	OL
62	Ryan Wendell	OL
63	Dan Connolly	OL
65	Jordan Devey	T
66	Bryan Stork	OL
67	Josh Kline	OL
71	Cameron Fleming	OL
74	Dominique Easley	DL
75	Vince Wilfork	DL
76	Sebastian Vollmer	T
77	Nate Solder	T
80	Danny Amendola	WR
81	Tim Wright	TE
84	Brian Tyms	WR
87	Rob Gronkowski	TE
90	Zach Moore	DL
91	Jamie Collins	LB
94	Chris Jones	DT
95	Chandler Jones	DE
96	Sealver Siliga	DL
97	Alan Branch	DL

PRACTICE SQUAD

#	NAME	POS	HT	WT	BORN	YR	COLLEGE	H.S. HOMETOWN
64	Barker, Chris	OL	6-2	310	8/3/1990	2	Nevada	Etiwanda, Calif.
92	Bequette, Jake	DE	6-5	265	2/21/1989	3	Arkansas	Little Rock, Ark.
82	Boyce, Josh	WR	5-11	205	5/6/1991	2	Texas Christian	Copperas Cove, Texas
31	Green, Justin	DB	5-11	195	2/26/1991	2	Illinois	Louisville, Ky.
68	Hauptmann, Caylin	OL	6-3	300	7/10/1991	2	Florida International	Los Angeles, Calif.
16	Krause, Jonathan	WR	5-11	190	1/18/1992	R	Vanderbilt	Snellville, Ga.
44	Skinner, Deontae	LB	6-2	250	12/18/1990	R	Mississippi State	Macon, Miss.
41	Swanson, Daxton	DB	5-11	191	3/21/1991	1	Sam Houston State	Waco, Texas
72	Vellano, Joe	DL	6-2	300	10/30/1988	2	Maryland	Rexford, N.Y.
98	Walker, Casey	DL	6-1	340	12/6/1989	1	Oklahoma	Garland, Texas

PRACTICE SQUAD

#	NAME	POS
16	Jonathan Krause	WR
31	Justin Green	DB
41	Daxton Swanson	DB
44	Deontae Skinner	LB
64	Chris Barker	OL
68	Caylin Hauptmann	OL
72	Joe Vellano	DL
82	Josh Boyce	WR
92	Jake Bequette	DE
98	Casey Walker	DL

RESERVE/INJURED LIST

#	NAME	POS	HT	WT	BORN	YR	COLLEGE	H.S. HOMETOWN
99	Buchanan, Michael	DL	6-6	255	1/24/1991	2	Illinois	Homewood, Ill.
17	Dobson, Aaron	WR	6-3	200	7/23/1991	2	Marshall	Dunbar, W.V.
31	Gaffney, Tyler	RB	6-0	220	4/20/1991	R	Stanford	San Diego, Calif.
45	Gordon, Cameron	LB	6-3	240	6/5/1991	R	Michigan	Detroit, Mich.
51	Mayo, Jerod	LB	6-1	250	2/23/1986	7	Tennessee	Hampton, Va.
49	Morris, James	LB	6-2	240	11/20/1991	R	Iowa	Solon, Iowa
16	Orton, Greg	WR	6-3	199	12/17/1986	1	Purdue	Huber Heights, Ohio
22	Ridley, Stevan	RB	5-11	220	1/27/1989	4	Louisiana State	Natchez, Miss.

RESERVE/INJURED LIST

#	NAME	POS
16	Greg Orton	WR
17	Aaron Dobson	WR
22	Stevan Ridley	RB
31	Tyler Gaffney	RB
45	Cameron Gordon	LB
49	James Morris	LB
51	Jerod Mayo	LB
99	Michael Buchanan	DL

HEAD COACH: BILL BELICHICK

ASSISTANTS: Josh Boyer, Cornerbacks; Moses Cabrera, Assistant Strength and Conditioning; Brian Daboll, Tight Ends; Brendan Daly, Defensive Assistant; Dave DeGuglielmo, Offensive Line; Ivan Fears, Running Backs; Brian Flores, Safeties; Patrick Graham, Linebackers; Joe Judge, Asst. Special Teams; Josh McDaniels, Offensive Coordinator/Quarterbacks; Harold Nash, Head Strength and Conditioning; Scott O'Brien, Special Teams; Chad O'Shea, Receivers; Matt Patricia, Defensive Coordinator.



2014 NUMERICAL ROSTER

December 16, 2014

3	Stephen Gostkowski	K	6-1	215	30	9	Memphis	D4b-06
6	Ryan Allen	P	6-2	215	24	2	Louisiana Tech	FA-13
10	Jimmy Garoppolo	QB	6-2	225	23	R	Eastern Illinois	D2-14
11	Julian Edelman	WR	5-10	200	28	6	Kent State	D7a-09
12	Tom Brady	QB	6-4	225	37	15	Michigan	D6b-00
18	Matthew Slater	WR	6-0	210	29	7	UCLA	D5-08
19	Brandon LaFell	WR	6-3	210	28	5	Louisiana State	UFA(CAR)-14
21	Malcolm Butler	CB	5-11	190	24	R	West Alabama	FA-14
23	Patrick Chung	S	5-11	210	27	6	Oregon	FA-13
24	Darrelle Revis	CB	5-11	198	29	8	Pittsburgh	FA-14
25	Kyle Arrington	CB	5-10	190	28	6	Hofstra	FA-09
26	Logan Ryan	CB	5-11	195	23	2	Rutgers	D3a-13
27	Tavon Wilson	DB	6-0	215	24	3	Illinois	D2-12
28	James White	RB	5-10	205	22	R	Wisconsin	D4b-14
29	LeGarrette Blount	RB	6-0	250	28	5	Oregon	FA-14
30	Duron Harmon	DB	6-1	205	23	2	Rutgers	D3b-13
32	Devin McCourty	DB	5-10	195	27	5	Rutgers	D1-10
34	Shane Vereen	RB	5-10	205	25	4	California	D2b-11
35	Jonas Gray	RB	5-10	230	24	1	Notre Dame	FA-14
37	Alfonzo Dennard	CB	5-10	200	25	3	Nebraska	D7a-12
38	Brandon Bolden	RB	5-11	220	24	3	Mississippi	FA-12
39	Brandon Browner	CB	6-4	221	30	5	Oregon State	UFA(SEA)-14
43	Nate Ebner	DB	6-0	210	26	3	Ohio State	D6-12
46	James Develin	FB	6-3	255	26	2	Brown	FA-12
47	Michael Hoomanawanui	TE	6-4	260	26	5	Illinois	FA-12
48	Danny Aiken	LS	6-4	255	26	4	Virginia	CW(BUF)-11
50	Rob Ninkovich	DE	6-2	260	30	9	Purdue	FA-09
52	Jonathan Casillas	LB	6-1	227	27	6	Wisconsin	TR(TB)-14
54	Dont'a Hightower	LB	6-3	270	24	3	Alabama	D1b-12
55	Akeem Ayers	LB	6-3	255	25	4	UCLA	TR(TEN)-14
58	Darius Fleming	LB	6-2	255	25	3	Notre Dame	FA-14
59	Chris White	LB	6-3	238	25	4	Mississippi State	CW(DET)-13
61	Marcus Cannon	OL	6-5	335	26	4	Texas Christian	D5a-11
62	Ryan Wendell	OL	6-2	300	28	6	Fresno State	FA-08
63	Dan Connolly	OL	6-4	305	32	9	Southeast Missouri St.	FA-08
65	Jordan Devey	T	6-6	317	26	1	Memphis	FA-13
66	Bryan Stork	OL	6-4	310	24	R	Florida State	D4a-14
67	Josh Kline	OL	6-3	295	24	2	Kent State	FA-13
71	Cameron Fleming	OL	6-6	325	22	R	Stanford	D4c-14
74	Dominique Easley	DL	6-2	290	22	R	Florida	D1-14
75	Vince Wilfork	DL	6-2	325	33	11	Miami (Fla.)	D1a-04
76	Sebastian Vollmer	T	6-8	320	30	6	Houston	D2d-09
77	Nate Solder	T	6-8	320	26	4	Colorado	D1-11
80	Danny Amendola	WR	5-11	195	29	6	Texas Tech	UFA(STL)-13
81	Tim Wright	TE	6-4	235	24	2	Rutgers	TR(TB)-14
84	Brian Tyms	WR	6-3	204	25	2	Florida A&M	FA-14
87	Rob Gronkowski	TE	6-6	265	25	5	Arizona	D2a-10
90	Zach Moore	DL	6-6	275	24	R	Concordia-St. Paul	D6b-14
91	Jamie Collins	LB	6-3	250	25	2	Southern Mississippi	D2a-13
94	Chris Jones	DT	6-1	309	24	2	Bowling Green	CW(TB)-13
95	Chandler Jones	DE	6-5	265	24	3	Syracuse	D1a-12
96	Sealver Siliga	DT	6-2	325	24	3	Utah	9/27/2014
97	Alan Branch	DL	6-6	325	29	8	Michigan	FA-14

PRACTICE SQUAD

#	NAME	POS	HT	WT	AGE	YR	COLLEGE	ACQ.
16	Jonathan Krause	WR	5-11	190	22	R	Vanderbilt	FA-14
31	Justin Green	DB	5-11	195	23	2	Illinois	FA-14
41	Daxton Swanson	DB	5-11	191	23	1	Sam Houston State	FA-14
44	Skinner, Deontae	LB	6-2	250	23	R	Mississippi State	FA-14
64	Chris Barker	OL	6-2	310	24	2	Nevada	CW(MIA)-13
68	Caylin Hauptmann	OL	6-3	300	23	2	Florida International	FA-14
72	Joe Vellano	DL	6-2	300	26	2	Maryland	FA-13
82	Josh Boyce	WR	5-11	205	23	2	Texas Christian	D4-13
92	Jake Bequette	DE	6-5	265	25	3	Arkansas	D3-12
98	Casey Walker	DL	6-1	340	25	1	Oklahoma	FA-14

RESERVE/INJURED LIST

#	NAME	POS	HT	WT	AGE	YR	COLLEGE	(IR date)
16	Greg Orton	WR	6-3	199	27	1	Purdue	7/28/2014
17	Aaron Dobson	WR	6-3	200	23	2	Marshall	12/4/2014
22	Stevan Ridley	RB	5-11	220	25	4	Louisiana State	10/16/2014
31	Tyler Gaffney	RB	6-0	220	23	R	Stanford	8/26/2014
45	Cameron Gordon	LB	6-3	240	23	R	Michigan	8/26/2014
49	James Morris	LB	6-2	240	23	R	Iowa	8/30/2014
51	Jerod Mayo	LB	6-1	250	28	7	Tennessee	10/16/2014
99	Michael Buchanan	DL	6-12	255	23	2	Illinois	10/7/2014



2014 POSITIONAL ROSTER

December 16, 2014

DEFENSE (25)

#	NAME	POS	HT	WT	BORN	YR	COLLEGE	H.S. HOMETOWN
DEFENSIVE LINE (8)								
97	Branch, Alan	DL	6-6	325	12/29/1984	8	Michigan	Rio Rancho, N.M.
74	Easley, Dominique	DL	6-2	290	4/28/1992	R	Florida	Staten Island, N.Y.
95	Jones, Chandler	DE	6-5	265	2/27/1990	3	Syracuse	Endicott, N.Y.
94	Jones, Chris	DT	6-1	309	7/12/1990	2	Bowling Green	Brownsville, Ind.
90	Moore, Zach	DL	6-6	275	9/5/1990	R	Concordia-St. Paul	Chicago, Ill.
50	Ninkovich, Rob	DE	6-2	260	2/1/1984	9	Purdue	Blue Island, Ill.
96	Siliga, Sealver	DT	6-2	325	4/26/1990	3	Utah	West Jordan, Utah
75	Wilfork, Vince	DL	6-2	325	11/4/1981	11	Miami (Fla.)	Boynton Beach, Fla.
LINEBACKER (6)								
55	Ayers, Akeem	LB	6-3	255	7/10/1989	4	UCLA	Los Angeles, Calif.
52	Casillas, Jonathan	LB	6-1	227	6/3/1987	6	Wisconsin	New Brunswick, N.J.
91	Collins, Jamie	LB	6-3	250	10/20/1989	2	Southern Mississippi	McCall Creek, Miss.
58	Fleming, Darius	LB	6-2	255	7/19/1989	3	Notre Dame	Chicago, Ill.
54	Hightower, Dont'a	LB	6-3	270	3/12/1990	3	Alabama	Lewisburg, Tenn.
59	White, Chris	LB	6-3	238	1/15/1989	4	Mississippi State	Vance, Miss.
DEFENSIVE BACK (11)								
25	Arrington, Kyle	CB	5-10	190	8/12/1986	6	Hofstra	Accokeek, Md.
39	Browner, Brandon	CB	6-4	221	8/2/1984	5	Oregon State	Sylmar, Calif.
21	Butler, Malcolm	CB	5-11	190	3/2/1990	R	West Alabama	Vicksburg, Miss.
23	Chung, Patrick	S	5-11	210	8/19/1987	6	Oregon	Rancho Cucamonga, Calif.
37	Dennard, Alfonzo	CB	5-10	200	9/9/1989	3	Nebraska	Rochelle, Ga.
43	Ebner, Nate	DB	6-0	210	12/14/1988	3	Ohio State	Dublin, Ohio
30	Harmon, Duron	DB	6-1	205	1/24/1991	2	Rutgers	Magnolia, Del.
32	McCourty, Devin	DB	5-10	195	8/13/1987	5	Rutgers	Montvale, N.J.
24	Revis, Darrelle	CB	5-11	198	7/14/1985	8	Pittsburgh	Aliquippa, Pa.
26	Ryan, Logan	CB	5-11	195	2/9/1991	2	Rutgers	Voorhees, N.J.
27	Wilson, Tavon	DB	6-0	215	3/19/1990	3	Illinois	Washington, D.C.

OFFENSE (25)

#	NAME	POS	HT	WT	BORN	YR	COLLEGE	H.S. HOMETOWN
OFFENSIVE LINE (9)								
61	Cannon, Marcus	OL	6-5	335	5/6/1988	4	Texas Christian	Odessa, Texas
63	Connolly, Dan	OL	6-4	305	9/2/1982	9	Southeast Missouri St.	St. Louis, Mo.
65	Devey, Jordan	T	6-6	317	1/11/1988	1	Memphis	American Fork, Utah
71	Fleming, Cameron	OL	6-6	325	9/3/1992	R	Stanford	Houston, Texas
67	Kline, Josh	OL	6-3	295	12/29/1989	2	Kent State	Mason, Ohio
77	Solder, Nate	T	6-8	320	4/12/1988	4	Colorado	Buena Vista, Co.
66	Stork, Bryan	OL	6-4	310	11/15/1990	R	Florida State	Vero Beach, Fla.
76	Vollmer, Sebastian	T	6-8	320	7/10/1984	6	Houston	Kaarst, Germany
62	Wendell, Ryan	OL	6-2	300	3/4/1986	6	Fresno State	Pomona, Calif.
QUARTERBACK (2)								
12	Brady, Tom	QB	6-4	225	8/3/1977	15	Michigan	San Mateo, Calif.
10	Garoppolo, Jimmy	QB	6-2	225	11/2/1991	R	Eastern Illinois	Arlington Heights, Ill.
WIDE RECEIVER (5)								
80	Amendola, Danny	WR	5-11	195	11/2/1985	6	Texas Tech	The Woodlands, Texas
11	Edelman, Julian	WR	5-10	198	5/22/1986	6	Kent State	Redwood City, Calif.
19	LaFell, Brandon	WR	6-3	210	11/4/1986	5	Louisiana State	Houston, Texas
18	Slater, Matthew	WR	6-0	210	9/9/1985	7	UCLA	Anaheim, Calif.
84	Tyms, Brian	WR	6-3	204	2/21/1989	2	Florida A&M	Ft. Lauderdale, Fla.
RUNNING BACK (6)								
29	Blount, LeGarrette	RB	6-0	250	12/5/1986	5	Oregon	Perry, Fla.
38	Bolden, Brandon	RB	5-11	220	1/26/1990	3	Mississippi	Baton Rouge, La.
46	Develin, James	FB	6-3	255	7/23/1988	2	Brown	Gilbertsville, Pa.
35	Gray, Jonas	RB	5-10	230	6/27/1990	1	Notre Dame	Pontiac, Mich.
34	Vereen, Shane	RB	5-10	205	3/2/1989	4	California	Valencia, Calif.
28	White, James	RB	5-10	205	2/3/1992	R	Wisconsin	Ft. Lauderdale, Fla.
TIGHT END (3)								
87	Gronkowski, Rob	TE	6-6	265	5/14/1989	5	Arizona	Pittsburgh, Pa.
47	Hoomanawanui, Michael	TE	6-4	260	7/4/1988	5	Illinois	Bloomington, Ill.
81	Wright, Tim	TE	6-4	235	4/7/1990	2	Rutgers	Wall Township, N.J.

SPECIALISTS (3)

#	NAME	POS	HT	WT	BORN	YR	COLLEGE	H.S. HOMETOWN
SPECIALISTS (3)								
48	Aiken, Danny	LS	6-4	255	8/28/1988	4	Virginia	Roanoke, Va.
6	Allen, Ryan	P	6-2	215	2/28/1990	2	Louisiana Tech	Salem, Ore.
3	Gostkowski, Stephen	K	6-1	215	1/28/1984	9	Memphis	Madison, Miss.

RESERVE/INJURED (8)

#	NAME	POS	HT	WT	BORN	YR	COLLEGE	H.S. HOMETOWN
RESERVE/INJURED (8)								
99	Buchanan, Michael	DL	6-6	255	1/24/1991	2	Illinois	Homewood, Ill.
17	Dobson, Aaron	WR	6-3	200	7/23/1991	2	Marshall	Dunbar, W.V.
31	Gaffney, Tyler	RB	6-0	220	4/20/1991	R	Stanford	San Diego, Calif.
45	Gordon, Cameron	LB	6-3	240	6/5/1991	R	Michigan	Detroit, Mich.
51	Mayo, Jerod	LB	6-1	250	2/23/1986	7	Tennessee	Hampton, Va.
49	Morris, James	LB	6-2	240	11/20/1991	R	Iowa	Solon, Iowa
16	Orton, Greg	WR	6-3	199	12/17/1986	1	Purdue	Huber Heights, Ohio
22	Ridley, Stevan	RB	5-11	220	1/27/1989	4	Louisiana State	Natchez, Miss.



HOW THE PATRIOTS WERE BUILT

UPDATED: December 16, 2014

<u>YEAR</u>	<u>DRAFTEES (25)</u>	<u>VETERAN FREE AGENTS (13)</u>	<u>WAIVERS (3) / TRADES (3)</u>	<u>ROOKIE AND FIRST-YEAR FREE AGENTS (9)</u>
2000	Tom Brady (6b)			
2004	Vince Wilfork (1a)			
2006	Stephen Gostkowski (4b)			
2008	Matthew Slater (5)	Dan Connolly (fa) (JAX)		Ryan Wendell (fa)
2009	Sebastian Vollmer (2d) Julian Edelman (7a)	Rob Ninkovich (5) (NO)		Kyle Arrington (fa) (PHI)
2010	Devin McCourty (1) Rob Gronkowski (2a)			
2011	Nate Solder (1) Shane Vereen (2b) Marcus Cannon (5a)		Danny Aiken (fa) CW (BUF)	
2012	Chandler Jones (1a) Dont'a Hightower (1b) Tavon Wilson (2) Nate Ebner (6) Alfonzo Dennard (7a)	Michael Hoomanawanui (5) (STL)		Brandon Bolden (fa) James Develin (fa) (CIN)
2013	Jamie Collins (2a) Logan Ryan (3a) Duron Harmon (3b)	Danny Amendola (fa) (DAL) Sealver Siliga (fa) (SF)	Chris Jones (6) (HOU) CW (TB) Chris White (4) (BUF) CW (DET)	Ryan Allen (fa) Jordan Devey (fa) (BAL) Josh Kline (fa)
2014	Dominique Easley (1) Jimmy Garoppolo (2) Bryan Stork (4a) James White (4b) Cameron Fleming (4c) Zach Moore (6b)	LeGarrette Blount (fa) (TEN) Alan Branch (2) (ARI) Brandon Browner (fa) (DEN) Patrick Chung (2) (NE) Darius Fleming (5) (SF) Brandon LaFell (3) (CAR) Darrelle Revis (1) (NYJ) Brian Tyms (fa) (SF)	Akeem Ayers (2) (tr-TEN) Jonathan Casillas (fa) (tr-TB) Tim Wright (fa) (tr-TB)	Malcolm Butler (fa) Jonas Gray fa (MIA)

NOTE: Team in parenthesis is the player's prior team

(#) – indicates round drafted

(fa) – indicates non-drafted free agents

Reserve/Injured (8)

Michael Buchanan (7a)
Aaron Dobson (2b)
Tyler Gaffney (6) CW (CAR)
Cameron Gordon (fa)
Jerod Mayo 1)
James Morris (fa)
Greg Orton (fa) (CIN)
Stevan Ridley (3a)



2014 TRANSACTIONS

UPDATED: December 16, 2014

JANUARY, 2014

1/8/2014	Gray, Jonas	Signed to a future contract
1/20/2014	Cave, Braxston	Signed to a future contract
1/20/2014	Devey, Jordan	Signed to a future contract
1/20/2014	Dunn, Reggie	Signed to a future contract
1/20/2014	Mattes, R.J.	Signed to a future contract
1/20/2014	McGuffie, Sam	Signed to a future contract
1/20/2014	Orton, Greg	Signed to a future contract
1/20/2014	Reed, Taylor	Signed to a future contract
1/21/2014	Forston, Marcus	Signed to a future contract

FEBRUARY, 2014

2/28/2014	Gregory, Steve	Released
-----------	----------------	----------

MARCH, 2014

3/10/2014	Grissom, Corry	Released
3/10/2014	McGuffie, Sam	Released
3/10/2014	Moe, TJ	Released
3/10/2014	Reed, Taylor	Released
3/12/2014	Hoomanawanui, Michael	Re-signed
3/12/2014	Sopoaga, Isaac	Released
3/12/2014	Zusevics, Markus	Released
3/15/2014	Browner, Brandon	Signed
3/17/2014	Revis, Darrelle	Signed
3/17/2014	LaFell, Brandon	Signed
3/18/2014	Edelman, Julian	Re-signed
3/19/2014	Hughlett, Charley	Signed
3/31/2014	Wendell, Ryan	Re-signed

APRIL, 2014

4/3/2014	Chung, Patrick	Signed
4/4/2014	Wilson, Adrian	Released
4/24/2014	Hull, Josh	Signed

MAY, 2014

5/5/2014	Smith, Will	Signed
5/8/2014	Easley, Dominique	Drafted
5/9/2014	Garoppolo, Jimmy	Drafted
5/10/2014	Stork, Bryan	Drafted
5/10/2014	White, James	Drafted
5/10/2014	Fleming, Cameron	Drafted
5/10/2014	Halapio, Jon	Drafted
5/10/2014	Moore, Zach	Drafted
5/10/2014	Thomas, Jemea	Drafted
5/10/2014	Gallon, Jeremy	Drafted
5/12/2014	Beck, Tyler	Signed
5/12/2014	Finch, Roy	Signed
5/12/2014	Gary, Shamiel	Signed
5/12/2014	Gordon, Cameron	Signed
5/12/2014	Hawkins, Travis	Signed
5/12/2014	Houston, Stephen	Signed
5/12/2014	Jones, Justin	Signed
5/12/2014	Skinner, Deontae	Signed
5/12/2014	Watson, Asa	Signed
5/15/2014	Beck, Tyler	Released
5/15/2014	Hughlett, Charley	Released
5/16/2014	Fleming, Cameron	Signed/Draft Choice
5/16/2014	Gallon, Jeremy	Signed/Draft Choice
5/16/2014	Moore, Zach	Signed/Draft Choice
5/16/2014	White, James	Signed/Draft Choice
5/16/2014	Deering, Jeremy	Signed
5/16/2014	Fleming, Darius	Signed
5/16/2014	Morris, James	Signed
5/16/2014	Ott, Tyler	Signed
5/19/2014	Halapio, Jon	Signed/Draft Choice
5/19/2014	Stork, Bryan	Signed/Draft Choice
5/19/2014	Thomas, Jemea	Signed/Draft Choice
5/19/2014	Butler, Malcolm	Signed
5/19/2014	Johnson, Derrick	Signed
5/19/2014	McCuller, Taylor	Signed
5/20/2014	Morris, James	Released
5/22/2014	Swanson, Daxton	Signed
5/22/2014	Tuipulotu, L.T.	Signed
5/22/2014	Deering, Jeremy	Released
5/22/2014	Orton, Greg	Released
5/27/2014	Van Hooser, Wilson	Signed
5/27/2014	Wiggins, Reese	Signed

JUNE, 2014

6/2/2014	Garoppolo, Jimmy	Signed/Draft Choice
6/4/2014	Anderson, James	Signed
6/4/2014	Harrison, Mark	Released
6/9/2014	Auffray, Kyle	Signed
6/9/2014	Johnson, Derrick	Released
6/11/2014	Mattes, R.J.	Released
6/12/2014	Johnson, Jeremy	Signed
6/16/2014	Auffray, Kyle	Released
6/17/2014	Epenesa, Seal'i	Signed

JUNE, 2014 (continued)

6/19/2014	Dunn, Reggie	Released
6/23/2014	Easley, Dominique	Signed/Draft Choice
6/23/2014	Martin, Chris	Signed

JULY, 2014

7/16/2014	Armstead, Armond	Reserve/Retired
7/17/2014	Johnson, Jeremy	Released
7/17/2014	Wiggins, Reese	Released
7/18/2014	Johnson, Derrick	Signed
7/18/2014	McDonald, Tyler	Signed
7/20/2014	Byham, Nate	Signed
7/21/2014	Manumaleuna, Eathyn	Signed
7/21/2014	Epenesa, Seal'i	Released
7/23/2014	Orton, Greg	Signed
7/23/2014	McDonald, Tyler	Released
7/25/2014	Byham, Nate	Released
7/27/2014	Orton, Greg	Released
7/27/2014	Stanford, Cole	Signed
7/27/2014	Tyms, Brian	Signed
7/28/2014	Gaffney, Tyler	Claimed off Waivers (CAR)
7/28/2014	Hull, Josh	Released
7/28/2014	Orton, Greg	Placed on Reserve/Injured

AUGUST, 2014

8/2/2014	Stanford, Cole	Released
8/3/2014	Morris, James	Signed
8/10/2014	Hartsock, Ben	Signed
8/10/2014	Maneri, Steve	Signed
8/10/2014	Miller, Terrence	Signed
8/10/2014	Houston, Stephen	Released
8/10/2014	Jones, Justin	Released
8/10/2014	Watson, Asi	Released
8/13/2014	Bass, Ben	Acquired Via Trade (DAL)
8/13/2014	Green, Justin	Traded to Dallas
8/13/2014	Worthy, Jerel	Acquired Via Trade (GB)
8/13/2014	Miller, Terrence	Released
8/14/2014	Hartsock, Ben	Released
8/18/2014	Jones, Justin	Signed
8/18/2014	Ott, Tyler	Released
8/21/2014	Forston, Marcus	Released
8/21/2014	Williams, D.J.	Released
8/25/2014	Anderson, James	Released
8/25/2014	Kelly, Tommy	Released
8/25/2014	Smith, Will	Released
8/25/2014	Jones, Justin	Released
8/26/2014	Wright, Tim	Acquired Via Trade (TB)
8/26/2014	Mankins, Logan	Traded to Tampa Bay
8/26/2014	Bass, Ben	Released
8/26/2014	Hawkins, Travis	Released
8/26/2014	Johnson, Derrick	Released
8/26/2014	Skinner, Deontae	Released
8/26/2014	Thomas, Jemea	Released
8/26/2014	Van Hooser, Wilson	Released
8/26/2014	Gaffney, Tyler	Placed on Reserve/Injured
8/26/2014	Gordon, Cameron	Placed on Reserve/Injured
8/30/2014	Aiken, Danny	Released
8/30/2014	Beauharnais, Steve	Released
8/30/2014	Bequette, Jake	Released
8/30/2014	Boyce, Josh	Released
8/30/2014	Cave, Braxston	Released
8/30/2014	Davis, Ja'Gared	Released
8/30/2014	Davis, Kanorris	Released
8/30/2014	Finch, Roy	Released
8/30/2014	Gallon, Jeremy	Released
8/30/2014	Gary, Shamiel	Released
8/30/2014	Gray, Jonas	Released
8/30/2014	Halapio, Jon	Released
8/30/2014	Maneri, Steve	Released
8/30/2014	Martin, Chris	Released
8/30/2014	Manumaleuna, Eathyn	Released
8/30/2014	McCuller, Taylor	Released
8/30/2014	Swanson, Daxton	Released
8/30/2014	Tuipulotu, L.T.	Released
8/30/2014	Worthy, Jerel	Released
8/30/2014	Morris, James	Placed on Reserve/Injured
8/31/2014	Gaston, Bruce	Claimed off Waivers (ARI)
8/31/2014	Quarles, Kelcy	Claimed off Waivers (NYG)
8/31/2014	Mallett, Ryan	Traded to Houston
8/31/2014	White, Chris	Released

SEPTEMBER, 2014

9/1/2014	Bethel Thompson, M.	Signed to the practice squad
9/1/2014	Bequette, Jake	Signed to the practice squad
9/1/2014	Boyce, Josh	Signed to the practice squad
9/1/2014	Davis, Ja'Gared	Signed to the practice squad
9/1/2014	Davis, Kanorris	Signed to the practice squad
9/1/2014	Gray, Jonas	Signed to the practice squad
9/1/2014	Hughlett, Charley	Signed to the practice squad
9/1/2014	Martin, Chris	Signed to the practice squad



2014 TRANSACTIONS

SEPTEMBER, 2014 (continued)

9/1/2014	Skinner, Deontae	Signed to the practice squad
9/1/2014	Swanson, Daxton	Signed to the practice squad
9/1/2014	Jones, Don	Claimed off Waivers (MIA)
9/1/2014	Barker, Chris	Released
9/3/2014	Barker, Chris	Signed to the practice squad
9/3/2014	Reisner, Allen	Signed to the practice squad
9/3/2014	Thigpen, Marcus	Signed to the practice squad
9/3/2014	Bethel-Thompson, M.	Released from the practice squad
9/3/2014	Davis, Kanorris	Released from the practice squad
9/3/2014	Swanson, Daxton	Released from the practice squad
9/3/2014	Gaston, Bruce	Released
9/3/2014	Quarles, Kelcy	Released
9/3/2014	Hughlett, Charley	Released
9/4/2014	Aiken, Danny	Signed
9/4/2014	White, Chris	Signed
9/4/2014	Bethel-Thompson, M.	Signed to the practice squad
9/5/2014	Quarles, Kelcy	Signed to the practice squad
9/5/2014	Reisner, Allen	Released from the practice squad
9/9/2014	Bethel-Thompson, M.	Released from the practice squad
9/9/2014	Henderson, Cam	Signed to the practice squad
9/13/2014	Skinner, Deontae	Signed from the practice squad
9/13/2014	Fleming, Darius	Released
9/16/2014	Fleming, Darius	Signed to the practice squad
9/16/2014	Hauptmann, Caylin	Signed to the practice squad
9/16/2014	Schwenke, Kona	Signed to the practice squad
9/16/2014	Henderson, Cam	Released from the practice squad
9/16/2014	Thigpen, Marcus	Released from the practice squad
9/17/2014	Swanson, Daxton	Signed to the practice squad
9/26/2014	Bass, Ben	Signed to the practice squad
9/26/2014	Martin, Chris	Released from the practice squad
9/27/2014	Walker, Casey	Signed off Carolina practice squad
9/27/2014	Siliga, Sealver	Placed on Reserve/Injured (designated to return)

OCTOBER, 2014

10/4/2014	Davis, Ja'Gared	Signed from the practice squad
10/4/2014	Thompkins, Kenbrell	Released
10/7/2014	Vellano, Joe	Released
10/7/2014	Buchanan, Michael	Placed on Reserve/Injured
10/8/2014	Martin, Chris	Signed to the practice squad
10/8/2014	Vellano, Joe	Signed to the practice squad
10/8/2014	Hauptmann, Caylin	Released from the practice squad
10/13/2014	Hauptmann, Caylin	Signed to the practice squad
10/13/2014	Martin, Chris	Released from the practice squad
10/16/2014	Mayo, Jerod	Placed on Reserve/Injured
10/16/2014	Ridley, Stevan	Placed on Reserve/Injured
10/16/2014	Barker, Chris	Signed from the practice squad
10/16/2014	Gray, Jonas	Signed from the practice squad
10/22/2014	Ayers, Akeem	Acquired Via Trade (TEN)
10/22/2014	Davis, Ja'Gared	Released
10/24/2014	Davis, Ja'Gared	Signed to the practice squad
10/24/2014	Krause, Jonathan	Signed to the practice squad
10/28/2014	Casillas, Jonathan	Acquired Via Trade (TB)
10/28/2014	Barker, Chris	Released
10/29/2014	Branch, Alan	Signed
10/29/2014	Skinner, Deontae	Released
10/30/2014	Barker, Chris	Signed to the practice squad
10/30/2014	Bass, Ben	Released from the practice squad
10/31/2014	Skinner, Deontae	Signed to the practice squad
10/31/2014	Krause, Jonathan	Released from the practice squad

NOVEMBER, 2014

11/5/2014	Krause, Jonathan	Signed to the practice squad
11/5/2014	Schwenke, Kona	Released from the practice squad
11/20/2014	Blount, LeGarrette	Signed
11/20/2014	Walker, Casey	Released
11/22/2014	Walker, Casey	Signed to the practice squad
11/22/2014	Davis, Ja'Gared	Released from the practice squad
11/26/2014	Grimble, Xavier	Signed to the practice squad
11/26/2014	Hughlett, Charley	Signed to the practice squad
11/26/2014	Skinner, Deontae	Released from the practice squad
11/26/2014	Swanson, Daxton	Released from the practice squad
11/28/2014	Jones, Don	Released
11/28/2014	Grimble, Xavier	Released from the practice squad
11/28/2014	Hughlett, Charley	Released from the practice squad
11/29/2014	Fleming, Darius	Signed from the practice squad

DECEMBER, 2014

12/3/2014	Green Justin	Signed to the practice squad
12/3/2014	Skinner, Deontae	Signed to the practice squad
12/3/2014	Swanson, Daxton	Signed to the practice squad
12/4/2014	Dobson, Aaron	Placed on Reserve/Injured
12/4/2014	Siliga, Sealver	Activated to the 53-man roster



UNOFFICIAL DEPTH CHART

Unofficial depth chart compiled by Patriots media relations, December 16, 2014

OFFENSE

WR:	19 Brandon LaFell	80 Danny Amendola	18 Matthew Slater
LT:	77 Nate Solder	61 Marcus Cannon	65 Jordan Devey
LG:	63 Dan Connolly	61 Marcus Cannon	65 Jordan Devey
C:	<u>66 Bryan Stork</u>	62 Ryan Wendell	
RG:	62 Ryan Wendell	67 Josh Kline	
RT:	76 Sebastian Vollmer	61 Marcus Cannon	<u>71 Cameron Fleming</u>
TE:	87 Rob Gronkowski	47 Michael Hoomanawanui	81 Tim Wright
WR:	11 Julian Edelman	84 Brian Tyms	
QB:	12 Tom Brady	<u>10 Jimmy Garoppolo</u>	
RB:	46 James Develin	35 Jonas Gray	38 Brandon Bolden
RB:	34 Shane Vereen	29 LeGarrette Blount	<u>28 James White</u>

DEFENSE

LE:	50 Rob Ninkovich	<u>74 Dominique Easley</u>	
DT:	75 Vince Wilfork	97 Alan Branch	96 Sealver Siliga
DT:	94 Chris Jones	<u>74 Dominique Easley</u>	97 Alan Branch
RE:	95 Chandler Jones	<u>90 Zach Moore</u>	
LB:	91 Jamie Collins	52 Jonathan Casillas	58 Darius Fleming
LB:	55 Akeem Ayers	59 Chris White	
LB:	54 Dont'a Hightower	52 Jonathan Casillas	
LCB:	24 Darrelle Revis	26 Logan Ryan	<u>21 Malcolm Butler</u>
RCB:	39 Brandon Browner	25 Kyle Arrington	37 Alfonzo Dennard
S:	23 Patrick Chung	30 Duron Harmon	43 Nate Ebner
S:	32 Devin McCourty	27 Tavon Wilson	

SPECIAL TEAMS

K:	3 Stephen Gostkowski	
P:	6 Ryan Allen	
H:	6 Ryan Allen	
PR:	11 Julian Edelman	80 Danny Amendola
KR:	80 Danny Amendola	19 Brandon LaFell
LS:	48 Danny Aiken	

PRONUNCIATION GUIDE

Danny Amendola	am-men-DOLE-uh	Michael Hoomanawanui	HO-oh-mah-nah-wah-noo-wee
LeGarrette Blount	LUH-garrett blunt	Sealver Siliga	SIL-ver SEE-ling-gah
Jonathan Casillas	cah-SEE-us	Nate Solder	SOLD-er
Alfonzo Dennard	DENN-erd	Brian Tyms	TIMS
Jordan Devey	DEH-vee	Shane Vereen	vuh-REEN
Dominique Easley	DAW-min-eek	Ryan Wendell	when-DELL
Stephen Gostkowski	gost-COW-ski	Tavon Wilson	TAY-von
Dont'a Hightower	don-TAY		



PATRIOTS

vs. Jets

SERIES HISTORY



The Patriots and Jets will meet for the 112th time, including three postseason games, since the series between the AFC East rivals began in 1960.

This week's game will be the second of two meetings between the two teams in 2014. The Patriots defeated the Jets, 27-25, on Thursday, Oct. 16 in the first meeting of the season at Gillette Stadium.

The Patriots will be looking for their 16th series sweep in the series.

Last season, the teams split the annual series with the Patriots beating the Jets, 13-10, in a Thursday Night game at Gillette Stadium on Sept. 12 and the Jets taking a 30-27 overtime win in the rematch at MetLife Stadium on Oct. 20.

The Patriots lead the series, 57-53-1 overall. The Patriots are 31-25-1 all-time against the Jets at home, including 1-1 at home in the postseason.

The Patriots are 26-28 all-time on the road against the Jets, including 2-2 at MetLife Stadium.

The teams have played in the postseason three times, a 1985 Wild Card game, a 2006 Wild Card game and an AFC Divisional game in 2010. New England beat the Jets, 26-14, in 1985 at the Meadowlands on their way to Super Bowl XX. In 2006, the Patriots defeated the Jets, 37-16, at Gillette Stadium. The Jets defeated the Patriots, 28-21, in the 2010 playoff game.

New England is 28-15 against the Jets since Robert Kraft purchased the team in 1994.

New England's 57 overall victories over the Jets (including two playoff wins) are the second most over any single opponent, trailing only Buffalo with 67 all-time wins.

SERIES BREAKDOWN

NEW ENGLAND 57, NEW YORK 53, 1 TIE
(Including New England 2, New York 1 in Playoffs)

Home Record 31-25-1 (Incl. 1-1 in playoffs)

Record in Foxborough..... 27-19

Gillette Stadium..... 11-4

Foxboro Stadium..... 16-15

Record in Boston..... 4-5-1

Record in Brmningham, Ala..... 0-1

Road Record 26-28 (Incl. 1-0 in playoffs)

MetLife Stadium..... 2-2

Giants Stadium..... 17-10 (incl. 1-0 playoffs)

Shea Stadium..... 5-14

Polo Grounds..... 2-2

Seasonal Sweeps..... Patriots 15 (most recent '12), Jets 14 ('00)

Bill Belichick vs. N.Y. Jets..... 22-11 (21-10 with New England)

TALE OF THE TAPE

2014 Regular Season	New England	N.Y. Jets
Record	11-3	3-11
Divisional Standings	1st	4th
Total Yards Gained	5,357	4,425
Total Offense (Rank)	382.6 (8)	316.1 (25)
Rush Offense	109.0 (19)	147.1 (2)
Pass Offense	273.6 (6)	168.9 (32)
Points Per Game	31.6 (1)	16.5 (30)
Total Yards Allowed	4,931	4,248
Total Defense (Rank)	352.2 (17)	329.8 (6)
Rush Defense	103.5 (10)	87.5 (4)
Pass Defense	248.7 (22)	242.3 (20)
Points Allowed/Game	20.0 (8)	25.8 (24)
Possession Avg.	29:39	30:44
Sacks Allowed/Yards Lost	18/108	44/235
Sacks Made/Yards	36/251	34/223
Total Touchdowns Scored	50	22
Penalties Against/Yards	110/987	102/878
Punts/Avg.	58/45.3	73/45.2
Turnover Differential	+11 (4)	-11 (31)

PASSING PERFORMANCES

Tom Brady owns a 19-5 record against the Jets as a starting quarterback in regular-season games.

TOM BRADY VS. N.Y. JETS (19-5 as a starter) (REGULAR SEASON)

Date	A	C	Yd	%	TD	I	Rating	W/L	Score
09/23/01	10	5	46	.500	0	0	62.9	Did Not Start	
12/02/01	28	20	213	.714	0	0	93.3	W	17-16
09/15/02	35	25	269	.714	2	1	100.8	W	44-7
12/22/02	37	19	133	.514	1	1	57.6	L	17-30
09/21/03	25	15	181	.600	0	0	82.3	W	23-16
12/20/03	25	15	138	.600	2	0	101.8	W	21-16
10/24/04	29	20	230	.690	1	0	104.1	W	13-7
12/26/04	32	21	264	.656	2	0	112.0	W	23-7
12/04/05	37	27	271	.730	0	0	93.4	W	16-3
12/26/05	29	18	185	.621	2	1	89.0	W	31-21
09/17/06	29	15	220	.517	1	1	73.9	W	24-17
11/12/06	36	24	253	.667	1	1	84.6	L	14-17
09/09/07	28	22	297	.786	3	0	146.6	W	38-14
12/16/07	27	14	140	.519	0	1	51.5	W	20-10
09/20/09	47	23	216	.489	0	1	53.1	L	9-16
11/22/09	41	28	310	.683	1	0	98.6	W	31-14
09/19/10	36	20	248	.556	2	2	72.5	L	14-28
12/06/10	29	21	326	.724	4	0	148.9	W	45-3
10/09/11	33	24	321	.727	1	1	100.7	W	30-21
11/13/11	39	26	329	.667	3	0	119.4	W	37-16
10/21/12	42	26	259	.635	2	0	95.2	W	29-26 (ot)
11/22/12	27	18	323	.667	3	0	144.5	W	49-19
09/12/13	39	19	185	.487	1	0	71.0	W	13-10
10/20/13	46	22	228	.478	0	1	53.5	L	27-30 (ot)
10/16/14	37	20	261	.541	3	0	103.5	W	27-25
Totals	823	507	5846	.616	35	11	91.6		19-5

TOM BRADY VS. JETS (1-1 as a starter) POSTSEASON

Date	A	C	Yd	%	TD	I	Rating	W/L	Score
01/07/07	34	22	212	.647	2	0	101.6	W	37-16
01/16/11	45	29	299	.644	2	1	89.0	L	21-28
Totals	79	51	511	.646	4	1	94.4		1-1

* Played only the first quarter

RECENT PATRIOTS-JETS GAMES

The Patriots and Jets have played 29 times since 2001, with New England holding a 21-8 advantage in those games.

PATRIOTS-JETS SERIES SINCE 2001

PATRIOTS 21, JETS 8

Date	Result	Score	H/A	Stadium
09/23/01	L	3-10	H	Foxboro Stadium
12/02/01	W	17-16	A	Giants Stadium
09/15/02	W	44-7	A	Giants Stadium
12/22/02	L	17-30	H	Gillette Stadium
09/21/03	W	23-16	H	Gillette Stadium
12/20/03	W	21-16	A	Giants Stadium
10/24/04	W	13-7	H	Gillette Stadium
12/26/04	W	23-7	A	Giants Stadium
12/04/05	W	16-3	H	Gillette Stadium
12/26/05	W	31-21	A	Giants Stadium
09/17/06	W	24-17	A	Giants Stadium
11/12/06	L	14-17	H	Gillette Stadium
01/07/07*	W	37-16	H	Gillette Stadium
09/09/07	W	38-14	A	Giants Stadium
12/16/07	W	20-10	H	Gillette Stadium
09/14/08	W	19-10	A	Giants Stadium
11/13/08	L	31-34 OT	H	Gillette Stadium
09/20/09	L	9-16	A	Giants Stadium
11/22/09	W	31-14	H	Gillette Stadium
09/19/10	L	14-28	A	Meadowlands Stadium
12/06/10	W	45-3	H	Gillette Stadium
01/16/11*	L	21-28	H	Gillette Stadium
10/09/11	W	30-21	H	Gillette Stadium
11/13/11	W	37-1	A	MetLife Stadium
10/21/12	W	29-26 (ot)	H	Gillette Stadium
11/22/12	W	49-19	A	MetLife Stadium
09/12/13	W	13-10	W	Gillette Stadium
10/20/13	L	27-30 (OT)	A	MetLife Stadium
10/16/14	W	27-25	H	Gillette Stadium

* Playoffs



PATRIOTS

vs. Jets

PATRIOTS 27, JETS 25

October 16, 2014 ★ Gillette Stadium

	1	2	3	4	Final
New York Jets	6	6	7	6	— 25
New England Patriots	7	10	3	7	— 27

Defensive lineman Chris Jones blocked K Nick Folk's 58-yard field goal attempt on the game's final play to help lead the Patriots to a 27-25 victory over the visiting New York Jets on Thursday Night Football.

Jones redeemed himself from a penalty on a field goal that led to a 30-27 overtime loss at the Jets in 2013. Last season, Folk was wide left on a 56-yard attempt in overtime, but Jones was penalized under a new rule against players pushing a teammate into the opponent's formation. Folk then connected from 42 yards, giving the Jets the win.

The Jets outgained the Patriots on the ground, 218 to 63, and held the ball for 40:54 while limiting the Patriots to just 19:06 time of possession. The Jets also scored on their first five possessions of the game with four field goals and a touchdown.

The Patriots led 17-12 at halftime despite having the ball for just 7:57, while the Jets held it for 22:03.

The Jets got inside the New England 30-yard line on all four of their first half drives, but they managed just four field goals.

The Patriots went three-and-out on two of their four first half possessions, but made the most of the other two as QB Tom Brady connected with RB Shane Vereen for two touchdowns. On the fourth play of the game, Brady connected with Vereen for a 49-yard touchdown for a 7-0 lead. Folk had field goals on the Jets next three drives to take a 9-7 lead.

Brady, who finished 20-of-37 for 261 yards with three touchdowns, responded with a 10-play, 80-yard drive that ended with a 3-yard touchdown strike to Vereen to recapture the lead at 14-9. The Jets scored on their fourth straight drive of the game with a 27-yard field goal to make it 14-12 with 1:01 left to play in the first half.

A 20-yard pass from Brady to TE Rob Gronkowski helped get in position for a 39-yard field goal by K Stephen Gostkowski for a 17-12 halftime lead.

The Jets took the second half kickoff and marched 80 yards before RB Chris Ivory scored on a 1-yard run to give New York a 19-17 lead. The Patriots recaptured the lead on the next series when Gostkowski connected on a 36-yard field goal for a 20-19 lead heading into the final quarter.

Midway through the fourth quarter, Brady finished a 7-play, 46-yard drive with a 19-yard touchdown pass to WR Danny Amendola on third-and-goal for a 27-19 lead with under eight minutes to play. The Jets answered that drive by going 86 yards on 12 plays before QB Geno Smith completed a 10-yard touchdown pass to TE Jeff Cumberland. A failed two-point play made it 27-25 with just over two minutes to play.

Amendola recovered an onside kick attempt by the Jets but the Patriots offense was held on three plays and was forced to punt. The Jets took over and drove to the New England 40-yard to get where they attempted a 58-yard game winner that was blocked by Jones.

DEFENSE GETS KEY 2ND HALF CONTRIBUTIONS

The Patriots defense forced three consecutive New York punts to preserve a 20-19 New England lead in the third and fourth quarters. Casey Walker, Chandler Jones, and Darrelle Revis each came up with big third-down plays to end New York drives and keep the Jets from taking the lead. After the third straight Jets punt, the Patriots put together a touchdown drive that ended in a 19-yard touchdown catch by Danny Amendola that gave the Patriots a 27-19 lead.

BRADY UNDEFEATED ON TNF

Tom Brady improved to a 7-0 record as a starter in Thursday games, including 3-0 on Thursday against the Jets. In his career on Thursdays, Brady has thrown 16 touchdowns and two interceptions. In his last five Thursday games, Brady has 13 touchdowns and no interceptions.

BRADY IMPROVES CAREER RECORD VS. NYJ

Brady is now 19-5 all-time against the Jets as a starter, including 10-2 in home games following the win. It was his seventh straight home win against the Jets in the regular season.

VEREEN GOES LONG

RB Shane Vereen scored on a 49-yard touchdown pass from Tom Brady on the game's fourth play. It was the second longest touchdown reception of his career. His career best was an 83-yard touchdown pass from Brady at the New York Jets on Nov. 22, 2012. Vereen's 49-yard touchdown reception is the longest by a Patriots running back in Gillette Stadium history. The previous best was a 43-yard touchdown by RB Kevin Faulk from Tom Brady vs. Houston on Dec. 17, 2006.

VEREEN DOUBLES DOWN

Vereen caught a 49-yard touchdown pass in the first quarter and a 3-yard touchdown pass in the second quarter for his first NFL two-touchdown regular season game. He had two receiving touchdowns in the 2012 AFC Divisional Playoff game vs. Houston on Jan. 13, 2013.

JONES SAVES THE DAY

Chris Jones blocked a 58-yard field goal attempt by the Jets on the final play of the game to preserve New England's 27-25 win. It was the first blocked field goal for the Patriots since Chandler Jones blocked a 48-yard try by Minnesota's Blair Walsh earlier this season.



PATRIOTS

vs. Jets

CONNECTIONS

NEW ENGLAND TIES

★ Jets **OL Breno Giacomini** was a three-year defensive starter at Malden (Mass.) HS, where he led the team in passes defended and earned Greater Boston League All-Star honors.

★ Jets **P Ryan Quigley** attended Boston College from 2008-11 and is the Eagles' career punting record holder with 283 attempts.

★ Jets **TE Chris Pantale** attended Boston College, where he appeared in 45 games with 43 starts from 2009-12.

★ Jets **assistant defensive backs coach Brian Smith** was the outside linebackers coach for the University of Massachusetts in 2004 and then coached the team's wide receivers from 2005-06.

NEW YORK/NEW JERSEY TIES

★ Patriots **Chairman and Chief Executive Officer Robert Kraft** graduated from Columbia University in 1963 with a degree in history and economics and was inducted into the school's Athletics Hall of Fame in 2012.

★ Patriots **S Devin McCourty** attended Saint Joseph's HS in Montvale, N.J., where he was an all-league first-team defensive back his final two seasons. McCourty went on to play college football at Rutgers, where he started 39 of 52 games at cornerback and was an Academic All-Big East selection in 2006 and 2007.

★ Patriots **DB Logan Ryan** attended Eastern HS in Voorhees, N.J., before playing college football at Rutgers, where he started 27 of 37 games at cornerback and was a first-team All-American selection as a senior by Pro Football Weekly.

★ Patriots **TE Tim Wright** grew up in Neptune, N.J. and played high school football at Wall High School in Wall Township, N.J. He played collegiately at Rutgers University as a wide receiver from 2009-12, where he played in 25 games with five starts and recorded 50 catches for 596 yards and four touchdowns.

★ Patriots **S Duron Harmon** started 27 of 50 games at Rutgers, earning first-team All-Big East honors as a junior and senior.

★ Patriots **DL Dominique Easley** attended Curtis HS in Staten Island, N.Y. and was named Most Valuable Player at the 2010 Under Armour All-American Game.

FORMER PATRIOTS

★ Jets **WR Greg Salas** was acquired by the Patriots from the Rams on Sept. 1, 2012, in exchange for a 2015 draft pick. He spent most of the season on the team's practice squad, but was signed to the active roster for one week on Nov. 17, 2012. Salas was claimed off waivers by the Eagles on Nov. 23, 2012.

★ Jets **TE Zach Sudfeld** was originally signed by New England as an undrafted rookie free agent in 2013. He played in three games for the Patriots before being released on Oct. 3, 2013.

FORMER JETS

★ Patriots **CB Darrelle Revis** was originally drafted by the Jets in the first round (14th overall) of the 2007 NFL Draft. He started 79 games over six seasons with the club, earning Pro Bowl honors each season from 2008-11 and Associated Press All-Pro first-team honors from 2009-11.

CONNECTIONS (CONT.)

★ Patriots **head coach Bill Belichick** served as the assistant head coach/secondary for the Jets from 1997-99 before accepting the head coaching role for New England in 2000.

★ Patriots **offensive line coach Dave DeGuglielmo** served in the same capacity with the Jets in 2012.

★ Patriots **tight ends coach Brian Daboll** was the Jets' quarterbacks coach from 2007-08.

FORMER NFL TEAMMATES

★ Jets **WR Eric Decker** played under Patriots **offensive coordinator/quarterbacks coach Josh McDaniels** for the Denver Broncos in 2010, when McDaniels was the team's head coach.

★ Patriots **S Patrick Chung** and Jets **QB Michael Vick** played together on the Philadelphia Eagles in 2013.

★ Patriots **WR Danny Amendola**, **TE Michael Hoomanawanui** and Jets **WR Greg Salas** were offensive teammates on the St. Louis Rams in 2011 under the direction of Patriots **offensive coordinator/quarterbacks coach Josh McDaniels**, who was then serving in the same capacity with the Rams.

★ Patriots **offensive line coach Dave DeGuglielmo** and Jets **quarterbacks coach David Lee** both served in the same capacity for the Miami Dolphins together in 2009 and 2010.

★ Patriots **CB Brandon Browner** and Jets **WR Percy Harvin** played together on the Seattle Seahawks in 2013.

FORMER COLLEGE TEAMMATES

★ Patriots **G Josh Kline** and Jets **G Brian Winters** played together on the offensive line for Kent State from 2009-12. The two both earned All-Mid Atlantic Conference honors after anchoring the left side of the line for the Golden Flashes in 2012, with Winters playing tackle and Kline inside at guard.

★ Patriots **TE Michael Hoomanawanui** (2007-09), **DB Tavon Wilson** (2008-11) and Jets **TE Jeff Cumberland** (2006-09) were teammates at Illinois.

★ Patriots **OL Marcus Cannon** and Jets **WR Jeremy Kerley** were teammates at Texas Christian from 2007-10.

★ Patriots **LS Danny Aiken** and Jets **OL Oday Aboushi** were teammates at Virginia from 2009-10.

★ Patriots **DB Kyle Arrington** and Jets **OL Willie Colon** were teammates at Hofstra in 2004.

★ Patriots **P Ryan Allen** and Jets **DE Ikemefuna Enemkpali** played together at Louisiana Tech from 2010-12.

★ Patriots **DT Sealver Siliga** and Jets **OLB Trevor Reilly** were defensive teammates at Utah in 2010.

★ Patriots **RB Jonas Gray**, **LB Darius Fleming** and Jets **CB Darrin Walls** were teammates at Notre Dame from 2008-10.

★ Patriots **DL Alan Branch** and Jets **LB David Harris** were defensive teammates at Michigan from 2004-06.



STADIUM HISTORY

PATRIOTS AT JETS

Patriots-Jets is one of the most storied rivalries not just in the National Football League, but in all of sports. And the intensity of the rivalry has remained high, no matter where the games are played. The teams have played against each other in 11 different stadiums all-time, with the Patriots holding a slight record advantage at 57-53-1 in 111 regular season and postseason games. The 11 different stadiums are the most the Patriots have played at against one opponent, with the next highest being the Oakland Raiders, who the Patriots have faced in nine different stadiums. While the win-loss record is tightly contested, so are the point totals for each side. The Patriots have outscored the Jets by a total of 190 points in those matchups, for an average margin of victory of 1.7 points per game. With these AFC East rivals, each matchup will be a close battle, whether it's played in Massachusetts, Alabama or MetLife Stadium in East Rutherford, N.J., where the two teams will meet Sunday, Dec. 21, at 1 p.m.

NICKERSON FIELD

Years: 1960-62

Games: 3

Record: Patriots 2-1

Points: Patriots 27.3, Jets 19.7

Historical Note: Located in Boston, Mass., it was the former home of the Boston Braves and is the current home for Boston University athletics

Key Matchup: Sept. 9, 1961 - Jets sneak by Patriots, 21-20, for their only win at Nickerson Field

POLO GROUNDS

Years: 1960-63

Games: 4

Record: 2-2

Points: Patriots 31.3, Jets 26.5

Historical Note: Located in Upper Manhattan, N.Y., the Polo Grounds was built in 1880 and was used primarily for New York's baseball clubs

Key Matchup: Oct. 5, 1963 - N.Y. wins 31-24 in the last game played between the two teams at the Polo Grounds - and the only game played after the Titans became the Jets in 1963

ALUMNI STADIUM

Years: 1963, 1964, 1969

Games: 3

Record: Patriots 2-1

Points: Patriots 26.0, Jets 15.7

Historical Note: Located in Chestnut Hill, Mass., the stadium is currently the home for the Boston College Eagles

Key Matchup: Sept. 8, 1963 - Pats win 38-14 in first Pats game played at Alumni

SHEA STADIUM

Years: 1964-83

Games: 19

Record: Jets 14-5

Points: Jets 25.9, Patriots 18.1

Historical Note: Located in Queens, N.Y., Shea Stadium was the longtime home of the New York Mets

Key Matchup: Oct. 13, 1974 - Patriots get a rare 24-0 win at Shea, one of only two shutout victories against the Jets in matchup history

FENWAY PARK

Years: 1965-67

Games: 3

Record: Jets 2-0-1

Points: Jets 27.7, Patriots 22.7

Historical Note: Located in Boston, Mass., the stadium is currently the home of the Boston Red Sox

Key Matchup: Oct. 2, 1966 - Jets score 17 unanswered points in the 4th quarter as game ends in 24-24 tie

LEGION FIELD

Years: 1968

Games: 1

Points: Jets 47, Patriots 31

Historical Note: The Patriots played their home opener in Birmingham, Ala. Former Crimson Tide standout Joe Namath led the Jets to a win - and later that season, a Super Bowl title

Key Matchup: Sept. 22, 1968 - The only Patriots-Jets game played at the stadium

HARVARD STADIUM

Years: 1970

Games: 1

Points: Jets 31, Patriots 21

Historical Note: Built in 1903, it was the first collegiate athletic stadium in the US

Key Matchup: Sept. 27, 1970 - The only Patriots-Jets game played at the stadium

FOXBORO STADIUM

Years: 1971-2001

Games: 31

Record: Patriots 16-15

Points: Patriots 23.4, Jets 18.8

Historical Note: The aptly named Foxboro Stadium was located adjacent to where Gillette Stadium currently stands

Key Matchup: Nov. 28, 1993 - Jets shutout the Patriots for the first and only time in matchup history, winning 6-0

GIANTS STADIUM

Years: 1984-2009

Games: 27

Record: Patriots 17-10

Points: Patriots 20.9, Jets 20.1

Historical Note: Located adjacent to where MetLife Stadium currently stands, Giants Stadium served host to both the Jets and Giants before it was demolished in 2010

Key Matchup: Dec. 28, 1985 - In the only playoff game between the two teams at Giants Stadium, Patriots win 26-14 in the Wild Card round en route to the Super Bowl.

GILLETTE STADIUM

Years: 2002-14

Games: 15

Record: Patriots 11-4

Points: Patriots 24.5, Jets 17.3

Historical Note: The Patriots have sold out every home game since Gillette Stadium was built in 2002

Key Matchup: Jan. 16, 2011 - In the most recent playoff matchup between the teams, the Jets captured a landmark 28-21 Divisional Round win - their first ever playoff win against the Patriots

METLIFE STADIUM

Years: 2010-13

Games: 4

Record: 2-2

Points: Patriots 31.8, Jets 23.3

Historical Note: Located adjacent to where Giants Stadium previously stood, MetLife Stadium is the only NFL stadium shared by two teams

Key Matchup: Oct. 20, 2013 - Jets beat Patriots, 30-27, in the most recent matchup played at MetLife Stadium



PATRIOTS

Last Game

PATRIOTS 41, DOLPHINS 13

December 14, 2014 ★ Gillette Stadium

	1	2	3	4	Final
Miami Dolphins	3	10	0	0	— 13
New England Patriots	7	7	24	3	— 41

The New England Patriots clinched the AFC East for the sixth straight season and for the 14th time in the 21-year tenure of Robert Kraft with a 41-13 victory over the visiting Miami Dolphins.

After taking a 14-13 lead into halftime, the Patriots scored 24 points in the third quarter by scoring on all four of their drives in that frame. It was the most third-quarter points in team history.

The game got off to an inauspicious START for the Patriots. On the game's first play from scrimmage, Miami QB Ryan Tannehill completed a 50-yard pass to WR Mike Wallace for a first down at the New England 30-yard line. The Patriots defense held forced Miami to attempt a 41-yard field goal, but LB Jamie Collins blocked the attempt and CB Kyle Arrington returned the ball 62 yards for a touchdown and a 7-0 lead.

A QB Tom Brady interception helped position Miami for a 24-yard field goal later in the first quarter to make it 7-3.

Midway through the second quarter, S Duron Harmon picked off a Tannehill pass and returned it 60 yards to the Miami 8-yard line to set up a 3-yard touchdown run by RB Shane Vereen to make it 14-3. Miami responded by scoring on their next two drives with a field goal and a touchdown right before half to cut the lead to 14-13 heading into halftime.

The Patriots took complete charge of the game in the third quarter. On the first play of the second half, Brady hit TE Rob Gronkowski for a 34-yard gain to the Miami 45-yard line. The big play pushed Gronkowski over 1,000 yards for the season for his second career 1,000-yard campaign. Facing a third-and-11 from the Miami 20-yard line later in that series, Brady scrambled for a 17-yard gain and a first down at the 3-yard line. That set up a 3-yard touchdown run by RB LeGarrette Blount for a 21-13 lead.

After stopping the Dolphins on three straight plays, the Patriots moved to the 17-yard line where K Stephen Gostkowski drilled a 35-yard field goal for a 24-13 lead. Gostkowski's field goal pushed him past K Adam Vinatieri for the franchise lead in total points.

The Patriots then scored 10 points in 13 seconds to put the game out of reach. S Patrick Chung intercepted a Tannehill pass at the Miami 37-yard line and returned it 10 yards for a New England first down at the Miami 27-yard line. On the next play, Brady connected with Gronkowski on a 27-yard touchdown pass to make it 31-13.

Just over three minutes later, after another three-and-out by the Patriots defense, the Patriots took advantage of a 34-yard punt and a 13-yard return by WR Danny Amendola to start a drive at midfield. A 35-yard pass from Brady to Gronkowski helped the Patriots reach the 6-yard line. On the next play, Brady threw a 6-yard touchdown pass to WR Julian Edelman for a 38-13 lead heading into the fourth quarter.

Midway through the fourth quarter Gostkowski hit a 36-yard field goal to make it 41-13.

The Patriots defense has now gone four straight weeks without allowing a second half touchdown, including two straight weeks with no points in the second half.



SWEET 16 FOR KRAFT

New England has now qualified for the playoffs 22 times in its 55-year history, including 16 playoff berths in the 21 seasons since Robert Kraft purchased the team in 1994. This is a dramatic contrast to the six total playoff berths that the team earned in its first 34 years of existence.

New England has now won 14 AFC East crowns under Kraft's leadership. New England has won 17 division crowns overall (16 AFC East Crowns) and has qualified as a Wild Card team on four occasions (1998, 1994, 1985 and 1976). The Patriots also qualified for the playoffs in 1982 as part of a 16-team tournament following a players' strike.

PATRIOTS WIN AFC EAST

The Patriots claimed the AFC East Division title for the sixth consecutive season and for the 14th time under Robert Kraft.

DIVISION CHAMPIONSHIPS SINCE 1994

New England Patriots	14
Pittsburgh Steelers	10
Indianapolis Colts	10
Green Bay Packers	9

PLAYOFF SEASONS SINCE 1994

New England Patriots	16
Indianapolis Colts	16
Green Bay Packers	15
Pittsburgh Steelers	12
Philadelphia Eagles	12

PATRIOTS RUN THE EAST

The Patriots have now won the AFC East for six straight seasons, the longest streak in AFC East division history. The Patriots have won 12 of the last 14 division crowns, joining the Los Angeles Rams (7, 1973-79), Pittsburgh Steelers (6, 1974-79) and the Minnesota Vikings (6, 1973-78) as the only teams since the merger with at least six straight division titles.

MOST CONSECUTIVE AFC EAST TITLES

Team	Streak	Years
New England Patriots	6	2009-14
New England Patriots	5	2003-07
Buffalo Bills	4	1988-91
Miami Dolphins	4	1981, 1983-85*
Miami Dolphins	4	1971-74
Baltimore Colts	3	1975-77
Buffalo Bills	3	1964-66@

*Due to 1982 strike, the NFL played just a 9-game season and the standings were not divided into divisions that season.

@AFL

MOST CONSECUTIVE DIVISION TITLES

Team	Division	Titles	Years
Los Angeles Rams	NFC West	7	1973-79
New England Patriots	AFC East	6	2009-14
Pittsburgh Steelers	AFC Central	6	1974-79
Minnesota Vikings	NFC Central	6	1973-78
Dallas Cowboys	NFL Capitol/NFC East	6	1966-71
Cleveland Browns	American/Eastern Conf.	6	1950-55
New England Patriots	AFC East	5	2003-07
Indianapolis Colts	AFC South	5	2003-07
Dallas Cowboys	NFC East	5	1992-96
San Francisco 49ers	NFC West	5	1986-90
Chicago Bears	NFC Central	5	1984-88
Oakland Raiders	AFC West	5	1972-76



PATRIOTS

Last Game

PATRIOTS IN THE PLAYOFFS

New England has qualified for the playoffs 22 times in its 55-year history. Sixteen of those playoff berths have come in the 21 seasons since Robert Kraft purchased the team in 1994

PATRIOTS PLAYOFF SEASONS [22]

Year	How Qualified	Seed	Record	Result
2014	Division Champions	??	??	???
2013	Division Champions	2	1-1	AFC Finalist
2012	Division Champions	2	1-1	AFC Finalist
2011	Division Champions	1	2-1	AFC Champions
2010	Division Champions	1	0-1	AFC Divisional
2009	Division Champions	3	0-1	Wild Card Round
2007	Division Champions	1	2-1	AFC Champions
2006	Division Champions	4	2-1	AFC Finalist
2005	Division Champions	4	1-1	AFC Divisional
2004	Division Champions	2	3-0	SB Champions
2003	Division Champions	1	3-0	SB Champions
2001	Division Champions	2	3-0	SB Champions
1998	Wild Card	6	0-1	Wild Card Round
1997	Division Champions	3	1-1	AFC Divisional
1996	Division Champions	2	2-1	AFC Champions
1994	Wild Card	5	0-1	Wild Card Round
1986	Division Champions	3	0-1	AFC Divisional
1985	Wild Card	5	3-1	AFC Champions
1982*	16-Team Format	7	0-1	First Round
1978	Division Champions	2	0-1	AFC Divisional
1976	Wild Card	4	0-1	AFC Divisional
1963	Division Champions	-	1-1	AFL Finalists

*-Strike Year

25-18 Record

PATRIOTS DIVISION-CLINCHING GAMES

Year	Date Clinched	Division Title	Opp.	Final Score	Final Record	2nd Place
2014	12/07/14		MIA	41-13	??	??
2013	12/22/13	at BAL		41-7	12-4	NYJ (8-8)
2012	12/02/12	at MIA		23-16	12-4	MIA (7-9)
2011	12/18/11	at DEN		41-23	13-3	NYJ (8-8)
2010	12/26/10	at BUF		34-3	14-2	NYJ (11-5)
2009	12/27/09	JAX		35-7	10-6	NYJ (9-7)
2007	11/25/07	PHI		31-28	16-0	BUF (7-9)
2006	12/24/06	at JAX		24-21	12-4	NYJ (10-6)
2005	12/17/05	TB		28-0	10-6	MIA (9-7)
2004	12/12/04	CIN		35-28	14-2	NYJ (10-6)
2003	12/07/03	MIA		12-0	14-2	MIA (10-6)
2001	01/06/02^	at CAR		38-6	11-5	MIA (11-5)
1997	12/22/97^	at MIA		14-12	10-6	MIA (9-7)
1996	12/15/96	at DAL		6-12	11-5	BUF (10-6)
1986	12/22/86^	at MIA		34-27	11-5	NYJ (10-6)
1978	12/10/78	BUF		26-24	11-5	MIA (11-5)
1963	12/28/63*	at BUF		26-8	7-6-1	BUF (7-6-1)

^-- Season Finale

*-- Division-deciding AFL playoff in Buffalo, N.Y.

11 WINS FOR THE 16TH TIME

The Patriots have won 11 games so far in 2014. It is the 16th time in team history that the team has won at least 11 games in a season and the fifth straight season with at least 11 wins. The Patriots have had 11 or more wins 12 times in Robert Kraft's 21 seasons of ownership after having only four 11-win seasons prior to Kraft purchasing the team (1976, 1978, 1985, 1986).

17 STRAIGHT AT HOME VS. EAST

The Patriots won their 17th consecutive home game against AFC East opposition. The last time the Patriots lost a home game against an AFC East opponent was on Nov. 13, 2008, when the New York Jets left Gillette Stadium with a 34-31 overtime win. The Patriots are now 33-5 against the AFC East at Gillette Stadium since 2002. The Green Bay Packers are the only NFL team to have a streak longer than the Patriots in consecutive home wins against their division with 18 from 1994-1998.

MOST CONSECUTIVE HOME WINS AGAINST DIVISION OPPONENTS SINCE 1970

Team	Years	Streak
Green Bay	1994-98	18
Patriots	2009-present	17
Buffalo	1988-92	17
Dallas	1991-95	16
Miami	19971-75	16

HOME DOMINANCE VS. AFC

With the victory over Miami, New England has now won 35 straight games at home against AFC opponents. The 35 straight home wins against a conference is the longest in NFL history (following the 1970 merger). The Miami Dolphins are second in NFL history with 21 straight (1971-1974). The Patriots last loss at home against an AFC opponent was a 33-10 loss vs. Pittsburgh on Nov. 30, 2008.

PATS SHARP AT THE RAZOR

The Patriots won their 16th consecutive home game, improving to a 7-0 record in 2014. The Patriots have not lost a regular-season home game since Dec. 16, 2012, when San Francisco left Foxborough with a 41-34 win. The NFL record for most consecutive home victories is 27, achieved by Miami from 1971-74.

MOST CONSECUTIVE HOME VICTORIES (CURRENT STREAKS)

New England	16
Denver	7
Arizona	7
Green Bay	7

LONGEST HOME WINNING STREAK/PATRIOTS HISTORY (REG. SEASON)

Streak	First Win	Last Win
20	Dec. 12, 2008	Oct. 16, 2011
18	Dec. 29, 2002	Sept. 8, 2005
16	Dec. 30, 2012	present
12	Nov. 26, 2006	Sept. 7, 2008
10	Sept. 18, 1976	Oct. 30, 1977

SECOND HALF SURGE

Since 2001, the Patriots have done a remarkable job of finishing the season strong, compiling an NFL-best 82-21 (.796) record in games on or after Thanksgiving.

PATRIOTS BEFORE AND AFTER THANKSGIVING SINCE 2001

Season	Pre-Thanksgiving	Post-Thanksgiving	Overall
2001	5-5 (.500)	9-0 (1.000)	14-5*
2002	6-5 (.545)	3-2 (.600)^	9-7
2003	9-2 (.818)	8-0 (1.000)	17-2*
2004	9-1 (.900)	8-1 (.889)	17-2*
2005	6-4 (.600)	5-3 (.625)	11-7*
2006	7-3 (.700)	7-2 (.777)	14-5*
2007	10-0 (1.000)	8-1 (.889)	18-1*
2008	7-4 (.636)	4-1 (.800)	11-5
2009	7-3 (.700)	3-4 (.429)	10-7*
2010	8-2 (.800)	6-1 (.857)^	14-3*
2011	7-3 (.700)	8-1 (.889)	15-4*
2012	7-3 (.700)	6-2 (.750)^	13-5*
2013	8-3 (.727)	5-2 (.833)	13-5*
2014	9-2 (.818)	2-1 (.500)	???
Totals	105-40 (.724)	82-21 (.796)	187-61

*Includes playoffs ^Includes games played on Thanksgiving

BEST RECORDS IN GAMES PLAYED ON OR AFTER THANKSGIVING SINCE 2001 (INCLUDES REGULAR-SEASON AND PLAYOFF GAMES)

Team	W	L	T	Pct.
New England	82	21	0	.796
Pittsburgh	65	31	0	.674
Green Bay	59	35	0	.628
San Diego	54	33	0	.621
Philadelphia	58	37	0	.611



PATRIOTS

Last Game

DEFENSIVE DOMINANCE

54-6

The Patriots outscored the Dolphins 27-0 in the second half of Sunday's game, marking the second straight game that the Patriots have shut out their opponent in the second half. The Miami game marked the fourth consecutive game that

New England has not allowed a touchdown after halftime. In total over the last four games, the Patriots have outscored their opponents 54-6 in the second half. The last second-half TD allowed by the defense came over a month ago at Indianapolis (11/16).

Opponent	Date	NE Points	Opp. Points
vs. DET	11/23	10	3
@ GB	11/30	7	3
@ SD	12/07	10	0
vs. MIA	12/14	27	0
Totals:		54	6

DEFENSIVE DOMINANCE II

The Patriots defense allowed the Dolphins offense to score just one touchdown in a 41-13 win. In Week 14 at San Diego, the Patriots defense also allowed just a single touchdown (San Diego also scored on a fumble return).

In New England's last home game against Detroit (11/23), the defense did not allow an opponent touchdown in a 34-9 win. New England has allowed one or zero opponent offensive touchdowns in three of its last four games.

FAVORABLE FINAL FOUR

With the win over Miami, the Patriots now have the best record of any NFL team in the last four games of the season since 2009 with a 19-3 (.864) record.

BEST RECORD IN THE FINAL FOUR GAMES OF THE SEASON SINCE 2009

Team	W-L Record	WIN PCT.
New England	19-3	.864
San Diego	17-5	.773
Indianapolis	16-6	.727
San Francisco	15-7	.682
Green Bay	15-7	.682

DECEMBER REIGN

NEW ENGLAND HAS THE BEST DECEMBER RECORD IN THE NFL SINCE 2000

Team	W	L	Pct.
New England	53	9	.852
Pittsburgh	44	19	.698
Green Bay	43	19	.694
Philadelphia	42	20	.677
Indianapolis	44	20	.688

PATS RETURN BLOCKED FG FOR TD

Jamie Collins blocked a 41-yard Miami field goal attempt on the Dolphins' first drive of the game. Kyle Arrington returned the blocked kick 62 yards for a touchdown and a 7-0 Patriots lead. The blocked field goal was the Patriots' third blocked field goal of the season and their second blocked field goal returned for a touchdown this season.

The three blocked field goals this season ties the team record, also achieved in 1973, 1975, 1977 and 2002. Overall, the Patriots have blocked four kicks this season, including three field goals and a blocked punt. The four blocked kicks are the most for the Patriots since 2002. The blocked field goal was the first of Collins' career and the blocked field goal return for a touchdown was the second of Arrington's career (also 10/4/10 vs. Miami).

PATRIOTS BLOCKED KICKS IN 2014

- Field Goal blocked by Chandler Jones, 9/14 at Minnesota (returned for TD by Chandler Jones)
- Field Goal blocked by Chris Jones, 10/16 vs. NY Jets
- Punt blocked by Brandon Bolden, 12/7 at San Diego
- Field Goal blocked by Jamie Collins, 12/14 vs. Miami (returned for TD by Kyle Arrington)

THIRD QUARTER SCORING RECORD

The Patriots scored 24 points in the third quarter, marking the highest scoring total in team history in the third quarter. The previous highest was a 22-point third quarter vs. the Dallas Texans on Nov. 18, 1960.

PATS ON PACE FOR 500 POINTS

The Patriots offense has 442 points so far in 2014 and is on pace to finish with 505 points. The Patriots need 58 points (29 points per game) in their final two games to reach 500. The Patriots are the only team in NFL history to score 500 or more points in four seasons (2007-589, 2010-518, 2011-513 and 2012-557).

MOST 500-POINT SEASONS

New England	4
St. Louis	3
Denver	2
New Orleans	2

40+ TIES TEAM RECORD

The Patriots have scored 40 or more points five times in 2014, tying the 2012 team for the franchise record for most 40-plus point games in a single season. New England had four 40+ point games in 2007 and 2008. The NFL record for most 40 point games in a single season is six by seven teams, most recently by Denver in 2013.

PATRIOTS HISTORY/MOST GAMES WITH 40+ POINTS IN A SEASON

2014	5
2012	5
2008	4
2007	4
2010	3
1996	3
1963	3
1961	3

DIVISIONAL DOMINANCE

The Patriots improved to a 66-18 (.786) record in regular season AFC East games since the beginning of the 2001 season with the win over Miami. That is the best intra-division record in the NFL over that span (Indianapolis, 62-23 (.729)).



BELICHICK NOTCHES ANOTHER CROWN

Belichick guided the Patriots to the AFC East title. It is the 12th division title of his career, the most by a head coach since the NFL merger in 1970. Don Shula is second with 11 division titles since the 1970 NFL merger.

BELICHICK LEADS PATS TO 11 WINS

The victory over Miami is the Patriots' 11th win of the 2014 season. Bill Belichick now has twelve 11 wins seasons, including 11 with the Patriots. Don Shula is the only coach that has more with thirteen 11-win seasons.

NFL HEAD COACHES WITH THE MOST 11 WIN SEASONS

Don Shula	13
Bill Belichick	12
Tom Landry	10



PATRIOTS

Last Game

IMPRESSIVE DECEMBER RECORD

Bill Belichick is 53-9 (.855) in December with New England, the best record in December among head coaches with one team in NFL history (min. 25 games). George Seifert is second (27-6, .818).

BELICHICK PASSES LAMBEAU

Belichick won his 229th career game and Curly Lambeau for fourth-place for most wins by an NFL coach.

Head Coach	Teams	Years	W-L-T
Don Shula	BAL/MIA	1963-95	347-173-6
George Halas	CHI	1920-29, 33-41, 46-55, 58-67	324-151-31
Tom Landry	DAL	1960-88	270-178-6
Bill Belichick	CLE/NE	1991-95, 00-14	229-117-0
Curly Lambeau	GB/CHI/WAS	1921-53	229-134-22

BRADY EARS RECORD 12 DIV. TITLE

Tom Brady added on to his NFL record with his 12th division championship. Peyton Manning has the second most with 10 division titles.

STARTING QUARTERBACKS WITH THE MOST DIVISION TITLES IN NFL HISTORY

Quarterback	Career Division Titles
Tom Brady	12
Peyton Manning	10
Joe Montana	9
Brett Favre	8
Terry Bradshaw	7
John Elway	7

BRADY BIG IN DECEMBER

Tom Brady is 47-7 (.870) in December, the best record in December among quarterbacks with at least 20 starts. Roger Staubach is second (17-3, .850). Among active quarterbacks, Philip Rivers is second with a 30-7 (.811) record (not including late games).

LATE SEASON SUCCESS

Brady is 42-8 in the final four games of the season, including 2-0 in 2014

QUARTERBACK	W-L RECORD	WIN PCT.
Philip Rivers	29-5	.853
Tom Brady	42-8	.840
Roger Staubach	24-6	.800
Joe Montana	35-12	.745
Steve McNair	28-10	.737

GOSTKOWSKI ALL-TIME SCORING LEADER

K Stephen Gostkowski became the Patriots all-time leader in points, passing Adam Vinatieri (1,158). Gostkowski entered the game needing five points to take the lead and reached the milestone on a 35-yard field goal in the third quarter. Gostkowski finished the game with a franchise-record 1,165 career points.

Player	Points
Stephen Gostkowski	1,165
Adam Vinatieri	1,158
Gino Cappelletti	1,140

10TH STRAIGHT MULTI-TD GAME

Brady had two more touchdowns in a game for the 10th straight game, tied for the longest single season streak of his career. He had a 10-game streak in 2007. Brady tied a then NFL record with 13 straight games with two or more touchdowns from 2010-11. Peyton Manning has the NFL record with 15 straight games (2013-14). Brady's streak is the longest active streak. Matt Ryan has the second longest current streak with four games.

BRADY SHARP AT GILLETTE

Tom Brady won his 43rd straight regular season home game as a starting quarterback against an AFC opponent. Brady is now 69-8 in his career as a starting quarterback against AFC teams at home. The last time he lost a home regular season game to an AFC opponent was on Nov. 12, 2006 when the Patriots lost to the New York Jets, 17-14.

The victory over Miami was Tom Brady's 21st consecutive victory at home against AFC East opposition. The last time Brady started a game at home against a divisional opponent and the Patriots lost was on Nov. 12, 2006 against the New York Jets. That game against the Jets was the last game played at Gillette Stadium on natural grass. Since the installation of turf at Gillette Stadium, Brady is 21-0 as a starter against AFC East opposition and is 56-3 overall as a starter on the Gillette Stadium artificial turf.

GRONKOWSKI REACHES 1,000 YARDS

Ron Gronkowski reached 1,000 yards on a 34-yard reception in the third quarter. He entered the Miami game with 997 yards, and finished with 1,093 yards after tallying 96 yards on three receptions. It is his second career 1,000-yard season. He had an NFL tight end record of 1,327 yards in 2011. Gronkowski is the first New England tight end to record two 1,000-yard seasons and the ninth NFL tight end with at least two career 1,000-yard seasons.

NFL TIGHT ENDS WITH AT LEAST TWO 1,000-YARD SEASONS

Tony Gonzalez	4
Jason Witten	4
Kellen Winslow, Sr.	3
Shannon Sharpe	3
Todd Christensen	3
Rob Gronkowski	2
Antonio Gates	2
Jimmy Graham	2
Ozzie Newsome	2

GRONKOWSKI JOINS ELITE TE CLUB

Rob Gronkowski has eclipsed 1,000 yards receiving and 10+ touchdowns for the second time in his career, joining Jimmy Graham as the only other tight end in NFL history with two 1,000-yard and double-digit TD seasons.

TIGHT ENDS WITH TWO 1,000-YARD RECEIVING AT 10+TD SEASONS

Player, Team	Season	Rec. Yards	Touchdowns
Rob Gronkowski, NE	2011	1,327	17
Jimmy Graham, NO	2011	1,310	11
Jimmy Graham, NO	2013	1,215	16
Rob Gronkowski, NE	2014	1,093	11

300 RECEPTIONS FOR GRONK

TE Rob Gronkowski reached 300 career receptions with his 34-yard reception in the third quarter. He finished the game with 302 career receptions, and is the ninth Patriots player to reach 300 career receptions. Gronkowski is ninth on the Patriots reception list. WR Deion Branch is eighth with 328 receptions.



PATRIOTS

Last Game

ARRINGTON SCORES AGAIN

Kyle Arrington scored his fourth career touchdown and his second touchdown of the season on a 62-yard blocked field goal return in the first quarter. Earlier this season, he had a 9-yard fumble return for a touchdown on Oct. 5 vs. Cincinnati. In addition to his two touchdowns this season,

Arrington also scored on a 35-yard blocked field goal return against Miami on Oct. 4, 2010 and returned an interception 36 yards for a touchdown against Green Bay on Dec. 19, 2010.

VEREEN SETS CAREER HIGH

Shane Vereen recorded his 48th reception of the season, to set a new career high for receptions, topping his 47 receptions in 2013. Vereen has 421 receiving yards in 2014, and needs just seven more receiving yards to best his career-high of 427 receiving yards in 2013.

HARMON GETS FIRST PICK OF SEASON

DB Duron Harmon recorded his first interception of the 2014 season when he recorded a second quarter interception and returned it 60 yards to the Miami 8-yard line. It is his third career interception. It is the Patriots second 60-yard interception return of 2014. S Devin McCourty had a 60-yard return at Minnesota on Sept. 14.

KICKER CONVERSION RATE

Stephen Gostkowski is 31-for-33 so far this season (.939) and has a chance to set a Patriots record for best single-season field goal percentage. Adam Vinatieri holds the team record of 93.9 percent (31-for-33) in 2004.

PATRIOTS BEST FIELD GOAL PCT./SEASON

Player	Year	FGM	FGA	PCT.
Adam Vinatieri	2004	31	33	.939
Stephen Gostkowski	2013	38	41	.927
Stephen Gostkowski	2008	36	40	.900
Adam Vinatieri	2002	27	30	.900

GOSTKOWSKI ON GOOD PACE

Stephen Gostkowski has 142 points through 14 games and is on pace for 162 points in 2014. That number would be a Patriots record and would come close to the NFL-record 166 points scored by David Akers in 2011.

NFL RECORD FOR MOST POINTS BY A KICKER

166 David Akers (SF) in 2011
 164 Gary Anderson (MIN) in 1998
 163 Jeff Wilkins (STL) in 2003
 161 Mark Mosley (WAS) in 1983
158 Stephen Gostkowski (NE) in 2013
 157 Mike Vanderjagt (IND) in 2003
153 Stephen Gostkowski (NE) in 2012

NINKOVICH IN ELITE COMPANY

Rob Ninkovich sacked Ryan Tannehill for a 9-yard loss in the fourth quarter, raising Ninkovich's season total to a team-high eight sacks. Ninkovich has had at least eight sacks in three consecutive seasons, becoming the first Patriots player to have at least eight sacks in three consecutive seasons since Pro Football Hall of Famer Andre Tippett achieved the feat from 1985-87. (1985, 16½, 1986, 9½ and 1987, 12½)

CHUNG PICK SETS UP SCORE

Patrick Chung intercepted a Ryan Tannehill pass and returned it to the Miami 27-yard line in the third quarter. On the next play, Tom Brady found Rob Gronkowski for a 27-yard touchdown that gave the Patriots a 31-13 lead. The interception was Chung's first of the 2014 season and his first since 2012. All of Chung's eight career interceptions have come in a Patriots uniform.

A DOZEN WITH PICKS

Patrick Chung and Duron Harmon each intercepted a pass for the Patriots against Miami. With those two players joining the list of New England players with interceptions this season, the Patriots now have had 12 different players record interceptions in 2014. The 12 different players with interceptions so far in 2014 marks the highest number of Patriots with interceptions since the 1996 Patriots saw 13 different players record interceptions.

THE 12 PATRIOTS PLAYERS WITH INTERCEPTIONS IN 2014 (MOST FOR PATRIOTS SINCE 1996):

- S Devin McCourty (2)
- CB Darrelle Revis (2)
- CB Logan Ryan (2)
- LB Akeem Ayers
- CB Brandon Browner
- S Patrick Chung
- LB Jamie Collins
- CB Alfonzo Dennard
- DL Dominique Easley
- S Duron Harmon
- LB Rob Ninkovich
- DL Vince Wilfork

OFFENSIVE QUICK HITS

- **Shane Vereen** became the fourth Patriots running back with two or more rushing touchdowns this season, joining Jonas Gray (4), LeGarrette Blount (2) and Stevan Ridley (2).
- **Tom Brady** had a 17-yard run for a first down in the third quarter. It was Brady's longest rush since Nov. 4, 2007, when he had a 19-yard rush at Indianapolis. The longest run of Brady's career was a 22-yard run at Cincinnati on Oct. 1, 2006.

STARTING BLOCKS

- ★ **DE Chandler Jones** returned to action for the first time since the game vs. the New York Jets on Oct. 16.
- ★ **LB Dont'a Hightower** returned to the starting lineup after missing the game at San Diego (12/7) due to injury.
- ★ **Rookie CB Malcolm** Butler made his first NFL start.



INDIVIDUAL & TEAM NOTES





ROBERT KRAFT

News & Notes

Since Robert Kraft purchased the team in 1994, the Patriots have experienced one of the most dramatic turnarounds in the history of sports. Now in his 21st season of ownership, Kraft has transformed one of the league's least successful clubs into what observers view as a model NFL franchise. In the five seasons immediately preceding his purchase (1989-93), the Patriots were a moribund team, winning just 19 of 80 games (.238 pct.) and logging the worst record in the NFL over that span. When he bought the franchise on Jan. 21, 1994,



Kraft announced his intention to bring a championship to New England, a tall order considering the team's previous success rate. But under Kraft's leadership, the Patriots have won more division titles (14), conference crowns (6) and Super Bowl championships (3) than any other NFL team. The Patriots have made six Super Bowl appearances since Kraft purchased the team, a period during which no other team has earned more than four berths. In Kraft's 20 seasons, the Patriots have qualified for the playoffs 16 times, more than doubling the franchise's accomplishments during its first 34 seasons.

	Pre-Kraft 1960-93	1989-93	Kraft Era 1994-13
Overall Record	225-276-9	19-61	249-118
Winning Pct.	.450	.238	.678
Super Bowl Titles	0	0	3
Conference Titles	1	0	6
Division Titles	3	0	14
Playoff Seasons	6	0	16
Playoff Record	4-6	-	21-12
Home Playoff Games	1	0	18
Home Playoff Record	0-1	-	15-3

A CHAMPIONSHIP TRADITION

MULTIPLE LEAGUE CHAMPIONSHIPS SINCE 2001

TEAM	LEAGUE	TITLES
Los Angeles Galaxy	MLS	5
Los Angeles Lakers	NBA	4
San Antonio Spurs	NBA	4
New England Patriots	NFL	3
Boston Red Sox	MLB	3
San Francisco Giants	MLB	3

HIGHEST WINNING PERCENTAGE IN MAJOR PROFESSIONAL SPORTS SINCE 1994 (Regular Season)

TEAM	LEAGUE	PCT.
San Antonio Spurs	NBA	.686
New England Patriots	NFL	.683
Detroit Red Wings	NHL	.660
Green Bay Packers	NFL	.642
Los Angeles Lakers	NBA	.627
Pittsburgh Steelers	NFL	.627

225 GAME SELLOUT STREAK

In the early 1990's, the Patriots seemed destined for relocation until Robert Kraft's purchase of the team rejuvenated local interest. In 1991, the season ticket base was just 17,635, barely enough to support the club. Now, the season tickets are capped and more than 50,000 fans are on a season ticket waiting list. The Patriots have sold out 225 consecutive home games, including playoff and preseason games (dating back to the 1994 season opener).

SINCE ROBERT KRAFT PURCHASED THE TEAM IN 1994

TOTAL VICTORIES SINCE 1994 (Regular Season)

New England Patriots	228
Green Bay Packers	214
Pittsburgh Steelers	209
Indianapolis Colts	204

TOTAL VICTORIES SINCE 1994 (Incl. Postseason)

New England Patriots	249
Green Bay Packers	230
Pittsburgh Steelers	226
Indianapolis Colts	216
Denver Broncos	213
Philadelphia Eagles	196

WINNING PERCENTAGE SINCE 1994 (Incl. Postseason)

TEAM	W	L	T	PCT.
New England Patriots	249	118	0	.678
Green Bay Packers	230	132	1	.635
Pittsburgh Steelers	226	134	1	.627
Denver Broncos	213	140	0	.603
Indianapolis Colts	216	144	0	.600
Baltimore Ravens	181	141	1	.562
Philadelphia Eagles	196	159	2	.552

SUPER BOWL CHAMPIONSHIPS SINCE 1994

New England Patriots	3
Baltimore Ravens	2
Green Bay Packers	2
Pittsburgh Steelers	2
Denver Broncos	2
N.Y. Giants	2

CONFERENCE CHAMPIONSHIPS SINCE 1994

New England Patriots	6
Pittsburgh Steelers	4
Denver Broncos	3
Green Bay Packers	3
N.Y. Giants	3

DIVISION CHAMPIONSHIPS SINCE 1994

New England Patriots	14
Green Bay Packers	10
Indianapolis Colts	10
Pittsburgh Steelers	10

PLAYOFF VICTORIES SINCE 1994

New England Patriots	21
Pittsburgh Steelers	17
Green Bay Packers	16
Baltimore Ravens	14
Indianapolis Colts	12
San Francisco 49ers	12

PLAYOFF GAMES PLAYED SINCE 1994

New England Patriots	33
Green Bay Packers	29
Pittsburgh Steelers	27
Indianapolis Colts	26
Philadelphia Eagles	23
Baltimore Ravens	21
San Francisco 49ers	21

PLAYOFF SEASONS SINCE 1994

New England Patriots	16
Indianapolis Colts	16
Green Bay Packers	15
Pittsburgh Steelers	12
Philadelphia Eagles	12

PLAYOFF WINNING PERCENTAGE SINCE 1994

TEAM	W	L	PCT.
Baltimore Ravens	14	7	.667
New England Patriots	21	12	.636
Pittsburgh Steelers	17	10	.630
N.Y. Giants	10	6	.625
Arizona Cardinals	5	3	.625
St. Louis Rams	6	4	.600
New Orleans Saints	7	5	.583

KRAFT PRODUCES MORE WINS THAN EVERY OTHER PATRIOTS OWNER COMBINED

The Patriots have 249 wins overall under Robert Kraft. He has produced more victories than every other Patriots owner combined. Under Kraft, the Patriots are 249-118 overall since he purchased the team in 1994. Kraft's predecessors in the owner's office went 225-276-9 in the 34 years prior to his purchase of the team.



ROBERT KRAFT

21 Years of Ownership

ESTABLISHING A WINNING TRADITION

Kraft's winning percentage with the Patriots (.678) since taking over the team in 1994 is the highest among all owners/ownership groups with at least 200 wins (regular and postseason). He is just one of four owners with at least 200 wins and a winning percentage over .600.

OWNER	TEAM	YEARS	WINNING PCT.
Robert Kraft	Patriots	1994-present	.678
Eddie DeBartalo, Jr.	49ers	1977-1999	.636
Clint Murchison, Jr.	Cowboys	1960-1983	.634
Joe Robbie	Dolphins	1966-1989	.609
Pat Bowlen	Denver	1984-2014	.607

ALL-TIME POSTSEASON WINS BY AN OWNER

Robert Kraft has 21 career postseason wins, tied for the fifth-most in NFL history.

WINS	OWNERSHIP
33	The Rooney Family, Pittsburgh (1933-present)
30	Green Bay Packers (1919-present)
24	the Mara Family, N.Y. Giants (1925-present)
22	Eddie DeBartalo, Jr., San Francisco (1977-1999)
21	Robert Kraft, New England (1994-present)
21	Al Davis, Oakland/Los Angeles (1972-2011)

QB STABILITY

Since 1994, the Patriots have had 15 quarterbacks on their active roster. Of this group, only four quarterbacks have started a regular-season or post-season game for the club, the fewest total of any team in the NFL. Only Drew Bledsoe and Tom Brady - have started on Opening Weekend for New England.

TEAM	STARTING QBs SINCE 1994	OPENING DAY QBs SINCE 1994
New England	4	2
Green Bay	5	2
Houston**	9	3
N.Y. Giants	8	6
Pittsburgh	10	6
Indianapolis	11	4
San Diego	12	6
Cincinnati	12	8
New Orleans	13	7
Carolina	15	9
Kansas City	15	5
Seattle	15	6
Tennessee	15	7
Buffalo	16	9
Jacksonville	16	5
San Francisco	16	6
Philadelphia	16	8
Baltimore*	16	8
Tampa Bay	17	10
Denver	17	7
N.Y. Jets	17	8
Dallas	18	5
Detroit	18	5
Atlanta	18	6
Minnesota	19	9
Miami	20	9
St. Louis	21	6
Washington	21	13
Chicago	22	9
Arizona	23	11
Cleveland	23	12
Oakland	24	11

* Since 1996

** Since 2002

A MODEL OF CONSISTENCY

With Belichick in his 15th season as head coach, the Patriots have had just three head coaches since 1994, the fewest number by far of any AFC East team.

AFC EAST TEAM	HEAD COACHES SINCE 1994
New England	3
Buffalo	7
N.Y. Jets	7
Miami	9

COACHING CONSISTENCY

Since Kraft took ownership of the team in 1994, the Patriots have had just three head coaches - Bill Parcells (1994-1996), Pete Carroll (1997-1999) and current head coach Bill Belichick (2000-present). The only team with fewer head coaches since 1994 is the Pittsburgh Steelers, who have had two - Bill Cowher (199-2006) and Mike Tomlin (2007-present).

TEAM	HEAD COACHES SINCE 1994
Pittsburgh	2
New England	3
Baltimore Ravens*	3
Houston Texans**	3
N.Y. Giants	3

* Since 1996

** Since 2002

In fact, there have been a total of 187 head coaches in the NFL since 1994, an average of 5.8 coaches per team, which is about double New England's three:

Total Head Coaches	NFL Average	Patriots
187	5.8	3

SECOND-FASTEST TO 200 WINS

Robert Kraft reached 200 career wins on Oct. 2, 2011, in the Patriots 31-19 win at Oakland. Kraft currently has 247 wins.

(Among privately owned teams)

OWNER	TEAM	GAMES TO 200 WINS
Halas Family	Chicago	295
Robert Kraft	New England	302
Jack Kent Cook	Washington	307
Davis Family	Oakland	307

COVER BOYS



Kraft's success as an owner has brought the Patriots a great increase in national recognition. Prior to Kraft's ownership, the Patriots had been featured on the cover of just four issues of *Sports Illustrated* (1966, 1977, 1981 and 1986). Since 1994, New England has graced the cover a total of 29 times, including 17 that feature Tom Brady alone.



PATRIOTS

Home Dominance



Since the Patriots opened Gillette Stadium in 2002, they have celebrated more regular and postseason wins than any other team in the NFL. The Patriots have the highest point differential at home, rank first in points scored and second in points allowed at Gillette Stadium.

REGULAR SEASON HOME RECORD SINCE 2002

RANK	TEAM	W	L	T	PCT.
1	New England	88	15	0	0.854
2	Baltimore	78	25	0	0.757
3	Indianapolis	78	26	0	0.750
4	Green Bay	73	29	1	0.714
5	Pittsburgh	72	29	1	0.711

HOME PLAYOFF RECORD SINCE 2002 (MIN. 5 GAMES)

RANK	TEAM	W	L	PCT.
1	Seattle	7	1	0.875
2	New England	11	3	0.786
3	Pittsburgh	6	2	0.750
4	Indianapolis	7	3	0.700
5	Philadelphia	5	4	0.556

HOME RECORD SINCE 2002 (INCLUDING PLAYOFFS)

RANK	TEAM	W	L	T	PCT.
1	New England	99	18	0	0.846
2	Baltimore	80	27	0	0.748
3	Indianapolis	85	29	0	0.746
4	Pittsburgh	79	30	1	0.723
5	Seattle	79	32	0	0.712

HOME RECORD AFTER HALLOWEEN SINCE 2002 (INCLUDING PLAYOFFS)

RANK	TEAM	W	L	T	PCT.
1	New England	57	12	0	0.826
2	Indianapolis	54	19	0	0.740
3	Green Bay	46	18	0	0.719
4	Baltimore	46	18	0	0.719
5	San Diego	41	25	0	0.621

HOME RECORD VS. NFC SINCE 2002

RANK	TEAM	W	L	T	PCT.
1t	New England	22	4	0	0.846
1t	Baltimore	22	4	0	0.846
3	Pittsburgh	20	5	1	0.788
4	Indianapolis	18	8	0	0.692
5	Jacksonville	16	12	0	0.571

HOME RECORD VS. DIVISIONAL OPPONENTS SINCE 2002

RANK	TEAM	W	L	T	PCT.
1	New England	33	5	0	0.868
2	Indianapolis	33	6	0	0.846
3	Green Bay	29	8	0	0.784
4	Seattle	29	9	0	0.763
5	Pittsburgh	28	10	0	0.737

POINT DIFFERENTIAL AT HOME SINCE 2002

RANK	TEAM	POINT DIFFERENTIAL
1	New England	1143
2	Green Bay	916
3	Baltimore	872
4	Seattle	745
5	Pittsburgh	728

POINTS ALLOWED PER GAME AT HOME SINCE 2002

RANK	TEAM	POINTS ALLOWED
1	Baltimore	16.2
2	New England	17.3
3	Pittsburgh	17.7
4	Seattle	17.8
5	Indianapolis	19.0

POINTS SCORED PER GAME AT HOME SINCE 2002

RANK	TEAM	POINTS SCORED
1	New England	28.5
2	Green Bay	28.0
3	New Orleans	26.7
4	San Diego	26.5
5	Indianapolis	25.9



PATRIOTS

Team Notes

HOME IS WHERE THE WINS ARE

New England has now won 35 straight games at home against AFC opponents, the longest streak against a conference in NFL history (following the 1970 merger). The Miami Dolphins are second in NFL history with 21 straight home conference wins (1971-1974). The Patriots last loss at home against an AFC opponent was a 33-10 loss vs. Pittsburgh on Nov. 30, 2008.

HOME COOKIN'

The Patriots won their 16th consecutive regular-season home game vs. Miami (12/14), extending the longest current home winning streak in the NFL. The Patriots have not lost a regular-season home game since Dec. 16, 2012, when San Francisco left Foxborough with a 41-34 win.

MOST CONSECUTIVE HOME VICTORIES (CURRENT STREAKS)

New England	16
Arizona	7
Denver	7
Green Bay	7

LONGEST HOME WINNING STREAK/PATRIOTS HISTORY (REG. SEASON)

Streak	First Win	Last Win
20	Dec. 12, 2008	Oct. 16, 2011
18	Dec. 29, 2002	Sept. 8, 2005
16	Dec. 30, 2012	present
12	Nov. 26, 2006	Sept. 7, 2008
10	Sept. 18, 1976	Oct. 30, 1977

AFC EAST HOME WIN STREAK

The Patriots have won 17 consecutive home games against AFC East opposition. The last time the Patriots lost a home game against a division foe was on Nov. 13, 2008, when the New York Jets left Gillette Stadium with a 34-31 overtime win. The Patriots are now 33-5 against the AFC East in the regular season since Gillette Stadium opened in 2002.

THE MOST CONSECUTIVE HOME WINS AGAINST DIVISION OPPONENTS SINCE 1970:

Team	Years	Streak
Green Bay	1994-98	18
New England	2009-present	17
Buffalo	1988-92	17
Dallas	1991-95	16
Miami	1971-75	16

DIVISIONAL DOMINANCE

The New England Patriots own a 66-18 (.786) record in regular-season AFC East games since the beginning of the 2001 season, compiling the best intra-division record of any team in the NFL.

NFL'S TOP DIVISIONAL RECORDS SINCE 2001

Team	W	L	T	Pct.
New England	66	18	0	.786
Indianapolis	62	23	0	.729
Green Bay	60	24	1	.712
Pittsburgh	60	27	0	.690

AFC EAST DIVISIONAL RECORDS SINCE 2001

Team	W	L	T	Pct.	Div. Titles	Years
New England	66	18	0	.786	12	2001, 03-07, 09-14
N.Y. Jets	39	45	0	.464	1	2002
Miami	36	49	0	.424	1	2008
Buffalo	29	56	0	.341	0	—

ROAD WARRIORS

Since the start of the 2000 season, the Patriots have the best regular-season road record in the NFL.

TEAM	RECORD	PCT.
New England	77-42	.647
Philadelphia	73-44-1	.623
Indianapolis	72-46	.610
Pittsburgh	69-51	.575

PATS MAKING A POINT

The Patriots have scored 40 or more points five times in 2014, tying the 2012 team for the franchise record for most 40-plus point games in a single season. The NFL record for most 40 point games in a single season is six by seven teams, most recently by Denver in 2013.

PATRIOTS HISTORY / MOST GAMES WITH 40+ POINTS IN A SEASON

2014	5
2012	5
2008	4
2007	4
2010	3
1996	3
1963	3
1961	3

OFFENSE SCORING AT HISTORIC CLIP

The Patriots had a historic scoring output over a three-game span in October and November 2014. New England tied a team record by scoring 40 or more points in three consecutive games from Oct. 26 to Nov. 16. The Patriots also scored 40 or more in three straight games in 2007. The Patriots have scored 40 or more points 60 times in team history. They have achieved the feat 33 times since Bill Belichick became head coach in 2000, and have done it 17 times since 2010.

PATRIOTS HISTORY / MOST CONSECUTIVE GAMES WITH 40+ POINTS

Gm	Year	Game 1	Game 2	Game 3
3	2014	10/26/14 (51-23 v. CHI)	11/02/14 (43-21 v. DEN)	11/16/14 (42-20 @ IND)
3	2007	10/14/07 (48-27 @ DAL)	10/21/07 (49-28 @ MIA)	10/28/07 (52-7 v. WAS)
2	1962	09/21/62 (41-16 v. DEN)	10/06/62 (43-14 @ NYT)	
2	2002	09/15/02 (44-7 @ NYJ)	09/22/02 (41-38 v. KC)	
2	2008	12/14/08 (49-26 @ OAK)	12/21/08 (47-7 v. ARZ)	
2	2010	11/25/10 (45-24 @ DET)	12/06/10 (45-3 v. NYJ)	
2	2012	11/18/12 (59-24 v. IND)	11/22/12 (49-19 @ NYJ)	

SECOND-HALF LOCKDOWN

The Patriots have now won 74 straight home games when leading at halftime, adding to their NFL record. The last Patriots loss at home after leading at halftime was on Dec. 24, 2000 (vs. Miami), when the Patriots lost 27-24 after leading 21-17 at halftime. New England has never lost a game at Gillette Stadium when leading at halftime, going 66-0 since 2002.



PATRIOTS

Team Notes

DECADE OF DOMINANCE

The Patriots record of 135-39 (.776) over the past 10 seasons is the best in the NFL. Over the past 10 years, only five NFL teams have posted a winning percentage of .600 or better, including the Patriots as the only team over .700.

BEST RECORDS SINCE 2004

Team	W	L	T	Pct.
New England	135	39	0	.776
Indianapolis	121	53	0	.695
Pittsburgh	114	60	0	.655
San Diego	108	66	0	.621
Green Bay	106	67	1	.612

THE GREAT EIGHT

The Patriots have the most overall wins among the original eight AFL teams.

OVERALL VICTORY TOTAL OF ORIGINAL AFL TEAMS (REGULAR AND POSTSEASON)

TEAM	W	L	T
New England Patriots	474	394	9
Denver Broncos	463	399	10
Oakland Raiders	461	405	11

TAKING CARE OF BALL PAYS OFF

The Patriots have thrown just eight interceptions in the first 14 games of 2014. Since 2002, the Patriots are an NFL-best 94-12 when throwing no interceptions.

TEAM	GAMES WITH 0 INTS	W-L-T	WIN PCT.
New England	106	94-12-0	.887
Kansas City	95	59-36-0	.621
Jacksonville	94	57-37-0	.606
Indianapolis	91	77-14-0	.846
Philadelphia	91	66-25-0	.725
San Francisco	90	69-20-1	.772
Baltimore	88	74-14-0	.841
Denver	87	69-18-0	.793
San Diego	87	68-19-0	.782
Tennessee	84	63-21-0	.750

PLAYING KEEP AWAY

The Patriots are fourth in the NFL with a +11 turnover differential.

NFL LEADERS - TURNOVER DIFFERENTIAL

Rank	Team	TAKE-AWAYS			GIVE-AWAYS			NET
		Int	Fum	Total	Int	Fum	Total	
1)	Green Bay	17	8	25	6	4	10	= +15
2t)	Houston	17	14	31	11	8	19	= +12
2t)	Arizona	18	7	25	8	5	13	= +12
4)	New England	13	8	21	7	4	11	= +11

TURNOVERS A PLUS

The Patriots led the AFC in turnover ratio and total takeaways for three straight seasons (2010-12). The Patriots led the NFL in turnover ratio in 2010 and 2012 and finished second in the NFL in total takeaways in 2012 and 2010. The Patriots finished third in the AFC with +9 turnover ratio in 2013 and enter this week's game tied with Arizona for third with a +10 turnover ratio.

Year	Turnover Ratio	Total Takeaways
2012	+28	38
2011	+17	34
2010	+25	41

PICKS & SACKS

The Patriots defense forced four interceptions and registered six sacks at Minnesota (09/14/14). It is the fifth time in team history that the team has achieved that feat.

DATE	GAME	SACKS	INTERCEPTIONS
09/14/14	at Minnesota	6.0	4
12/01/96	at San Diego	6.0	4
12/04/77	at Atlanta	8.0	4
11/29/64	at Houston	7.0	4

RUSH TO VICTORY

40-1

Since 2000, New England is 40-1 when a Patriot eclipses 100 yards rushing after Jonas Gray had his first career 100-yard rushing performance, gaining 201 yards at Indianapolis. The only loss during the Bill Belichick era came at Miami on Dec. 20, 2004, when Corey Dillon rushed for 121 yards on 26 carries and the Patriots lost to the Dolphins, 29-28. Since then, New England is 27-0 with a 100-yard rusher.

GROUND CONTROL

The Patriots have rushed for 200 yards in a game two times in 2014 with 220+ yards in the win vs. Cincinnati on Oct. 5 and 246 yards in the win at Indianapolis on Nov. 16. The Patriots are 65-7 all-time when rushing for 200 yards or more and are 12-0 under Bill Belichick when rushing for 200 yards or more.

SEASON-HIGH OUTPUT

The Patriots scored a season-high 51 points vs. Chicago on Oct. 26, 2014. It is the seventh time the Patriots have scored at least 50 points in the last eight seasons (2007-14). In that span, no other team has more than three games with 50 points.



PATRIOTS

Team Notes

NOTES OF INTEREST

2014 HONORS AND AWARDS

QB Tom Brady

- AFC Offensive Player of the Month (October)

DE Chandler Jones

- AFC Defensive Player of the Week (Week 2)

DL Chris Jones

- AFC Special Teams Player of the Week (Week 7)

WR Julian Edelman

- AFC Special Teams Player of the Week (Week 9)

RB Jonas Gray

- AFC Offensive Player of the Week (Week 11)

P Ryan Allen

- AFC Special Teams Player of the Week (Week 14)

BILL BELICHICK

★ Bill Belichick (229) is tied with Curly Lambeau (229) for fourth place all-time on the NFL wins list and needs one more win to pass the Hall of Famer.

★ Belichick (19) needs one more postseason victory to break a tie with Don Shula (19) for second place in postseason wins, behind Tom Landry (20) for most playoff wins by a head coach.

★ Belichick has five conference titles and needs one more to match Don Shula, who led his teams to six Super Bowls.

★ Belichick has led the Patriots to 14 consecutive winning records (2001-14), tied with Curly Lambeau (1934-47) for second all-time, behind 20 by Tom Landry (1966-85).

TOM BRADY

★ Tom Brady has 64 career 300-yard games and is third all-time for most 300 yard games and third among all active players. He is one of five players with at least 60 300-yard passing games.

★ Brady (3,847) needs 153 yards to reach 4,000 passing yards in 2014 for the seventh time in his career. He joins Dan Marino (6), Brett Favre (6), Drew Brees (9) and Peyton Manning (14) as the only players to have at least five seasons with 4,000 passing yards.

★ Brady (159) led the Patriots to his 150th career regular-season win, joining Brett Favre (186) and Peyton Manning (178) as the only NFL quarterbacks with at least 150 career wins as a starter.

★ Brady is one of eight NFL quarterbacks with 200 career starts. His 155 wins in his first 200 starts is the most in NFL history. Peyton Manning is second with 136 wins in his first 200 starts.

JULIAN EDELMAN

★ Julian Edelman finished with 105 receptions in 2013 to join Wes Welker (2007-09, 11-12) and Troy Brown (2001) as the only Patriots players to reach 100 receptions in a season. Edelman averaged 6.4 receptions per game in 2013. Edelman leads the team with 92 receptions and needs eight receptions in the final two games for his second straight 100-catch season.

★ Edelman finished with 1,056 receiving yards in 2013 to become the 10th Patriots player to register a 1,000-yard season. He has 972 yards in 2014 and needs 28 yards in the final two games to reach 1,000 yards.

★ Edelman returned a second quarter punt 84 yards for a touchdown vs. Denver Nov. 2 and now has a franchise-best four punt returns for a touchdown.

ROB NINKOVICH

★ Rob Ninkovich has 13 fumble recoveries since 2010, the most of any player in the NFL over that time. J.J. Watt is second with 11.

★ Ninkovich recorded his eighth sack of the season vs. Miami (12/14) and now has had at least eight sacks in three consecutive seasons, becoming the first Patriots player to have at least 8.0 sacks in three consecutive seasons since Pro Football Hall of Famer Andre Tippett achieved the feat from 1985-97 (1985, 16 1/2, 1986, 9 1/2 and 1987 12 1/2).

STEPHEN GOSTKOWSKI

★ Stephen Gostkowski set the franchise record for most points in a season with 158 total points in 2013. He has 142 points after 14 games in 2014 and is on pace to finish with 162 points.

★ Gostkowski broke his own franchise record with 38 field goals in 2013. He originally set the record with 36 field goals in 2008. He has 31 field goals so far in 2014 and is on pace to finish with 35 field goals again in 2014.

PATRIOTS 2014 CAPTAINS

The Patriots 2014 team captains were elected by their teammates.

OFFENSE

- ★ QB Tom Brady and C Dan Connolly

DEFENSE

- ★ DL Vince Wilfork, LB Jerod Mayo and S Devin McCourty

SPECIAL TEAMS

- ★ Matthew Slater

Brady has been chosen as a captain for the 13th straight season. Wilfork is a captain for the seventh straight season, Mayo is in his sixth season serving as a captain. McCourty and Slater are captains for a fourth time, and Connolly is a captain for the first time.

AIRING IT OUT

The Patriots extended their streak to 48 straight home games with at least one touchdown pass in the win vs. Miami (12/14), the longest streak in post-merger NFL history. The last time the Patriots did not have a touchdown pass in a home game was in a 33-10 loss vs. Pittsburgh on Nov. 30, 2008.

MOST CONSECUTIVE HOME GAMES WITH A TOUCHDOWN PASS SINCE 1970

Team	Gm	Start	End	Record
New England Patriots	48	12/21/08	Current	45-3
New Orleans Saints	45	10/18/09	Current	32-13
Green Bay Packers	36	10/05/08	12/02/12	29-7
Miami Dolphins	32	09/11/83	12/22/86	26-6
Green Bay Packers	29	11/03/96	09/03/00	24-5

PROLIFIC COMBINATION

52

Rob Gronkowski and Tom Brady have connected on 52 touchdown passes, for the second-most touchdown connections between a quarterback and a tight end in NFL history.

Quarterback	Tight End	Team	ID Connections
Philip Rivers	Antonio Gates	San Diego	70
Tom Brady	Rob Gronkowski	New England	52
Drew Brees	Jimmy Graham	New Orleans	50
Drew Bledsoe	Ben Coates	New England	45
Peyton Manning	Dallas Clark	Indianapolis	44
Sonny Jurgensen	Jerry Smith	Washington	43
Dan Fouts	Kellen Winslow	San Diego	41
John Elway	Shannon Sharpe	Denver	41

IMPRESSIVE DEFENSIVE STRETCH

In a recent five-game stretch, the Patriots faced Denver's Peyton Manning, Indianapolis' Andrew Luck, Detroit's Matthew Stafford, Green Bay's Aaron Rodgers and San Diego's Philip Rivers and the defense held those teams to an average of 16.6 points per game (San Diego scored one touchdown on a fumble return) while pitching a 4-1 record.



PATRIOTS

Team Notes

OFFENSIVE RESURGENCE

The Patriots entered Week 5 with a 2-2 record and the 29th-ranked offense in the NFL that was averaging only 20.0 points per game. Since then, New England has gone 9-1, jumped 22 spots to the eighth-ranked offense in the league and averaged 36.2 points per game over that stretch.

BOUNCE BACK PATS

Since the beginning of 2003, the Patriots are 37-4 (.902) in regular-season games following a loss, including 10 straight wins following a defeat since 2012. The Patriots have dropped back-to-back regular season games just four times since 2003 (2006, 2009, 2011 and 2012). As a starter in his career, Tom Brady is 38-8 in games following a loss.

PATS TAME LIONS TOP-RANKED DEFENSE

The Patriots scored 34 points against a Lions (11/23) defense which entered the game allowing an NFL-low 15.6 points per game. Prior to the Patriots-Lions game, the highest point total allowed by the Lions was 24 points to the Carolina Panthers on Sept. 14. Entering the game, Detroit also allowed an NFL-low 290.3 yards per game, and New England totaled 439 yards in the victory.

DEFENSE STIFLES COLTS RUSH ATTACK

The Patriots held Indianapolis (11/16) to just 19 yards rushing, tied for the fourth fewest in team history and the second lowest since Bill Belichick became head coach of the Patriots. The Patriots held Buffalo to 14 yards rushing on Dec. 11, 2005.

FEWEST RUSHING YARDS ALLOWED IN A GAME/PATRIOTS

2 at San Diego, Dec. 17, 1961
14 vs. Kansas City, Oct. 11, 1998
14 at Buffalo, Dec. 11, 2005
19 at Indianapolis, Nov. 16, 2014
19 vs. Houston, Nov. 1, 1963
20 at Tennessee, Sept. 9, 2012
20 vs. Seattle, Dec. 4, 1998.

HALFTIME HELP

The Patriots have been very successful in the final two minutes of the first half in 2014. In 10 of the first 14 games this season, New England has scored in the final two minutes of the first half, including four field goals as time has expired. The Patriots have scored 66 points in the final two minutes of the first half in 2014, the most in the NFL.

2014 PATRIOTS SCORING PLAYS IN THE FINAL TWO MINUTES OF THE FIRST HALF

Date	Opponent	Time Remaining	Scoring Play
09/07	at Miami	:06	S. Gostkowski 45-yd FG
09/14	at Minnesota	:09	Cha. Jones 58-yd return of blocked FG
09/21	Oakland	:00	S. Gostkowski 21-yd FG
10/05	Cincinnati	1:12	S. Gostkowski 48-yd FG
10/05	Cincinnati	:09	S. Gostkowski 19-yd FG
10/12	at Buffalo	1:43	S. Gostkowski 42-yd FG
10/12	at Buffalo	:00	S. Gostkowski 53-yd FG
10/16	N.Y. Jets	:00	S. Gostkowski 39-yd FG
10/26	Chicago	1:52	R. Gronkowski 2-yard touchdown pass
10/26	Chicago	1:07	B. LaFell 4-yard touchdown pass
10/26	Chicago	0:55	R. Ninkovich 15 yd fumble return
11/02	Denver	:08	S. Vreen 5-yard touchdown pass
11/23	Detroit	:00	S. Gostkowski 35-yd FG
11/30	at Green Bay	1:09	B.LaFell 2-yard touchdown

SCORING FLURRY

The Patriots scored three touchdowns in a 57-second span during the final two minutes of the first half against Chicago on Oct. 26 to turn a 17-7 lead into a 38-7 cushion. It was the fastest three-touchdown flurry in the NFL since the Patriots had three touchdowns in 52 seconds against the New York Jets on Nov. 22, 2012. The Patriots are one of three teams to score three touchdowns in under a minute since the 1970 merger, and are the only team to have achieved the feat twice.

NFL TEAMS TO SCORE THREE TDs IN LESS THAN 1 MINUTE

2014 New England Patriots vs. Chicago Bears (10-26-14)
2012 New England Patriots at New York Jets (11-22-12)
2002 Seattle Seahawks vs. Minnesota Vikings (9-29-02)
1998 Atlanta Falcons vs. Carolina Panthers (10-4-98)

HOW THE PATRIOTS SCORED THREE TOUCHDOWNS IN 57 SECONDS:

- ★ Rob Gronkowski got the scoring started by hauling in a 2-yard touchdown pass from Tom Brady with 1:57 left in the first half to make the score 24-7 and cap off a 10-play, 80-yard drive.
- ★ After the Patriots defense forced a quick three-and-out, a 42-yard Julian Edelman punt return gave New England possession at the Chicago 9-yard line, and Brady found Brandon LaFell for a 9-yard touchdown on the next play to give the Patriots a 31-7 lead with 1:07 left in the first half.
- ★ On the Bears' first play following the LaFell touchdown, Zach Moore forced a Jay Cutler fumble that was recovered by Rob Ninkovich and returned for a 15-yard touchdown and a 38-7 Patriots lead with 55 seconds left in the first half.

HALF-CENTURY CLUB

The Patriots scored 51 points against the Bears (10/26), marking the 13th time in franchise history that they have broken the 50-point barrier. New England has topped 50 points eight times since 2007. The Patriots' franchise record for most points in a game is 59, achieved twice – on Nov. 18, 2012 against Indianapolis (59-24) and on Oct. 16, 2009 vs. Tennessee (59-0).

PILING UP THE RECEIVING YARDS

Rob Gronkowski and Brandon LaFell each broke the 100-yard receiving mark in the win vs. Chicago (10/26). It was the first time this season that the Patriots have had two 100-yard receivers and the 34th time in team history that the feat has occurred. The last time the Patriots had two 100-yard receivers in a game was on Dec. 15, 2013, at Miami, when Julian Edelman (139) and Danny Amendola (131) each broke the 100-yard mark.

RED HOT RED ZONE

New England is enjoying success in the red zone this season. Entering Week 16, New England's offense is first in the NFL with 312 points scored (37 TDs, 18 FG) in their 59 trips to the red zone.

NFL TEAM OFFENSE INSIDE THE 20

Team	Poss.	TD	FG	Pts.
New England	59	37	18	312
New Orleans	58	35	15	289
Denver	52	33	15	277
Baltimore	56	30	18	264
Seattle	57	28	22	260
Miami	61	29	18	258



2014

What To Watch For

BILL BELICHICK

WINNING SEASONS

Belichick (14 straight winning seasons) tied Curly Lambeau (14) for the second-most consecutive winning seasons all time, trailing only Tom Landry with 20.

MOVING ON UP

Belichick (229 overall career wins) needs one more victory to move past Curly Lambeau (229) for third place on the NFL's all-time list.

POSTSEASON SUCCESS

Belichick (19 playoff wins) needs one more playoff win as a head coach to break a tie with Don Shula (19) and move into a first-place tie with Tom Landry (20) for most postseason wins as a head coach.

SUPER STATUS

Bill Belichick needs to reach one more Super Bowl as a head coach to tie Don Shula for the most conference titles with six.

CAREER WINS

Bill Belichick now has 210 career regular-season wins, fifth all-time in NFL history.

HEAD COACH	CAREER WINS
Don Shula	328
George Halas	318
Tom Landry	250
Curly Lambeau	226
Bill Belichick	210

TOM BRADY

TOUCHDOWN TOM

Brady currently is fifth all-time with 391 career touchdowns and is one of five NFL players with at least 390 career touchdown passes.

300-YARD GAMES

Brady is third all-time with 64 career 300-yard passing games. Drew Brees (84) and Peyton Manning (90) are the only quarterbacks in front of him.

30 TD PASSES

Brady reached 30 touchdown passes in 2014 and is just the fourth player in NFL history with at least 30 or more touchdown passes in five seasons.

4,000-YARD PASSING SEASON

If Brady reaches 4,000 passing yards in 2014, he will be just the third player in NFL history with at least seven 4,000-yard passing seasons. Brady has 3,847 yards so far in 2014 and needs 153 yards to reach 4,000.

PLAYER OF THE WEEK

Brady (24) needs three more AFC Offensive Player of the Week honors to tie Peyton Manning (27) for the most player of the week honors in NFL history.

LEAGUE LEADER

Brady has led the league in touchdown passes three times in his career and can tie Drew Brees, Len Dawson, Brett Favre, Johnny Unitas and Steve Young (4) for the most seasons leading the league in touchdown passes.

43rd STRAIGHT W AT HOME VS. AFC

Tom Brady won his 43 straight regular-season home game as a starting quarterback against an AFC opponent in the win vs. Miami (12/14). Brady is now 69-8 in his career as a starting quarterback against AFC teams at home. The last time Brady lost a home regular season game to an AFC opponent was on Nov. 12, 2006, when the Patriots lost to the New York Jets, 17-14.

2014 NOTES



2014

What To Watch For

JULIAN EDELMAN

EDELMAN APPROACHING 100/1,000

Julian Edelman enters this week fourth in the NFL with 92 receptions and tied for 13th with 972 yards receiving. He needs eight receptions in the final two games and 28 yards receiving to reach 100 receptions and 1,000 yards for the second straight season. Of the four Patriots players that have more than one 1,000 yard season, only Wes Welker and Randy Moss have put together back-to-back 1,000 yard seasons. Welker had a streak of three straight years (2007-09) and then (2011-12), while Moss had 1,000 yards from 2007 through 2009. Additionally, Edelman can join Wes Welker (2007-09, 11-12) as the only Patriots player with two 100-reception seasons.

Most 1,000 Yard Season in Patriots History

5 Wes Welker
3 Randy Moss
3 Stanley Morgan
2 Terry Glenn

Patriots Players with 100 Receptions in a Season

Wes Welker	123 in 2009
Wes Welker	122 in 2011
Wes Welker	118 in 2012
Wes Welker	112 in 2007
Wes Welker	111 in 2008
Julian Edelman	105 in 2013
Troy Brown	101 in 2001

Gronkowski (1,093) and Edelman (972) both may reach 1,000 yards in 2014. If that happens it will be the sixth time in team history that the team has two 1,000 yard receivers in the same season.

TWO RECEIVERS WITH 1,000 YARDS IN PATRIOTS HISTORY

2011 Wes Welker (1,569) and Rob Gronkowski (1,327)
2009 Wes Welker (1,348) and Randy Moss (1,264)
2008 Wes Welker (1,165) and Randy Moss (1,008)
2007 Wes Welker (1,175) and Randy Moss (1,493)
1979 Harold Jackson (1,013) and Stanley Morgan (1,002)

STEPHEN GOSTKOWSKI

KICKING INTO THE RECORD BOOKS

Gostkowski became the Patriots all-time leader in points, passing Adam Vinatieri (1,158), with a 35-yard field goal vs. Miami (12/14).

PATRIOTS ALL-TIME LEADING SCORERS

1. Stephen Gostkowski	1,165
2. Adam Vinatieri	1,158
3. Gino Cappelletti	1,130
4. John Smith	692
5. Tony Franklin	442

NFL SCORING LEADER #1

Stephen Gostkowski has led the NFL in scoring in each of the last two seasons (2012-13). He can become just the fifth NFL player to lead the NFL in scoring in at least three consecutive seasons, joining Don Hutson (1940-44), and Gino Cappelletti (1963-66), Pat Harder (1947-49) and Paul Hornung (1959-61). Gostkowski leads the NFL with 142 total points so far in 2014.

NFL SCORING LEADER #2

If Stephen Gostkowski leads the NFL in scoring in 2014, he will join Don Hutson (5) and Gino Cappelletti (5) as the only NFL players to lead the NFL in scoring in at least four seasons. Gostkowski has led the NFL in scoring in 2008, 2012 and 2013.

ROB GRONKOWSKI

GRONK REACHES 1,000

Gronkowski (1,093) reached 1,000 receiving yards for the second time in his career. He is the ninth NFL tight end with at least two career 1,000 yard seasons.

END ZONE MILITIA

Gronkowski became the first tight end in NFL history to have three consecutive 10-plus touchdown seasons (10 in 2010, 18 in 2011 and 11 in 2012) and the first tight end in NFL history with four seasons of double-digit touchdowns when he scored his 10th touchdown in the win at San Diego (12/7). Antonio Gates reached four seasons with 10 touchdowns last week.

NFL TIGHT ENDS WITH MOST 10-PLUS TOUCHDOWN SEASONS

Rob Gronkowski	4 (10 in 2010, 18 in 2011, 11 in 2012 and 11 in 2014)
Antonio Gates	4 (13 in 2004, 10 in 2005, 10 in 2010 and 10 in 2014)
Tony Gonzalez	3 (11 in 1999, 10 in 2003 and 10 in 2008)
Dallas Clark	2
Vernon Davis	2
Jimmy Graham	2
Shannon Sharpe	2
Wesley Walls	2
Julius Thomas	2

2 FAST 2 FIFTY

Rob Gronkowski reached 50 career touchdown receptions in his 59th NFL game vs. Denver (11/2) to tie Randy Moss for the second-fastest player in NFL history to reach 50 touchdown receptions. Pro Football Hall of Famer Lance Alworth (54 games) is the only NFL player to reach the milestone in fewer games.

PLAYER GAMES TO REACH 50 TD RECEPTIONS

Lance Alworth	54
Rob Gronkowski	59
Randy Moss	59
Jerry Rice	61
Tommy McDonald	63
Bob Hayes	66



2014

What To Watch For

ALL-TIME TDS

Gronkowski now has 54 total touchdowns (53 receiving and 1 rushing) and ranks second in team history to the 68 total touchdowns by Stanley Morgan.

RECEPTIONS STREAK

Gronkowski enters this week with a streak of 64 consecutive regular-season games with a reception - every regular season game of his career since 2010.

LONGEST CURRENT STREAKS OF CONSECUTIVE GAMES WITH A RECEPTION BY TIGHT ENDS

101 Jason Witten (Dallas)
101 Owen Daniels (Houston/Baltimore)
95 Heath Miller (Pittsburgh)
64 Rob Gronkowski

TEAM

SIXTH STRAIGHT TITLE

The Patriots have won sixth straight AFC East titles, the longest streak in AFC East history. The Patriots have won 12 of the last 14 division crowns and join the Los Angeles Rams (7-1973-79), Pittsburgh Steelers (6-1974-79) and the Minnesota Vikings (6-1973-78) as the only teams since the merger with at least six straight division titles.

MOST CONSECUTIVE DIVISION TITLES

Team	Division	Titles	Years
Los Angeles Rams	NFC West	7	1973-79
New England Patriots	AFC East	6	2009-14
Pittsburgh Steelers	AFC Central	6	1974-79
Minnesota Vikings	NFC Central	6	1973-78
Dallas Cowboys	NFL Capitol/NFC East	6	1966-71
Cleveland Browns	American/Eastern Conf.	6	1950-55
New England Patriots	AFC East	5	2003-07
Indianapolis Colts	AFC South	5	2003-07
Dallas Cowboys	NFC East	5	1992-96
San Francisco 49ers	NFC West	5	1986-90
Chicago Bears	NFC Central	5	1984-88
Oakland Raiders	AFC West	5	1972-76

PRO BOWL BALLOTING

NFL Pro Bowl balloting has begun with fans voting to select players for the 2015 Pro Bowl. Voting is available online and on web-enabled mobile phones by going to www.NFL.com/probowl/ballot until Monday, Dec. 15. The Pro Bowl players will be announced on Tuesday, Dec. 23, on NFL Network's "Total Access." Players will be assigned to a team through the Pro Bowl Draft during the week leading up to the game, which will also air on NFL Network. The 2015 Pro Bowl will be played on Sun., Jan. 25, 2015 and televised live on ESPN at 8:00 p.m. ET from University of Phoenix Stadium in Glendale, Ariz., site of Super Bowl XLIX.



2014 PRO BOWL - PATRIOTS PLAYER RANKINGS

The New England Patriots have 13 players in the top 10 in Pro Bowl votes in their respective positions, including K Stephen Gostkowski and Rob Gronkowski, who lead the fan voting at their positions.

P Ryan Allen (7th in Voting - 57,935)
QB Tom Brady (3rd in Voting - 627,135)
S Patrick Chung (10th in Voting - 38,543)
FB James Develin (7th in Voting - 74,932)
PR Julian Edelman (7th in Voting - 53,926)
K Stephen Gostkowski (1st in Voting - 158,555)
TE Rob Gronkowski (1st in Voting - 421,318)
S Devin McCourty (9th in Voting - 47,787)
DE Rob Ninkovich (10th in Voting - 87,675)
CB Darrelle Revis (3rd in Voting - 196,418)
ST Matthew Slater (2nd in Voting - 83,496)
C Bryan Stork (9th in Voting - 80,857)
DT Vince Wilfork (9th in Voting - 83,129)



PATRIOTS

Sustaining Success

PATRIOTS ARE MOST FREQUENT SUPER BOWL TEAM OVER LAST 30 YEARS

The Patriots have won seven conference championships since the 1985 season and have more conference titles than any other team over the last 30 years (since 1983). Additionally, the Patriots' six conference titles over the last 25 years are two more than the next closest team and New England's six conference championships in the last 20 years are also more than any other team. New England also has more conference titles over the last 15 years (5) than any other team and is tied with Pittsburgh (3) for the most conference titles over the last 10 years of any NFL team.

Most Conference Championships in Last 7 Years (2007-2013)

New England	2
Pittsburgh	2
N.Y. Giants	2
8 Other Teams	1

Most Conference Championships in Last 10 Years (2004-2013)

New England	3
Pittsburgh	3
Indianapolis	2
N.Y. Giants	2
Seattle	2
8 Other Teams	1

Most Conference Championships in Last 15 Years (1999-2013)

New England	5
Pittsburgh	3
N.Y. Giants	3
Seattle	2
Indianapolis	2
St. Louis Rams	2
Baltimore	2

Most Conference Championships in Last 20 Years (1994-2013)

New England	6
Pittsburgh	4
Green Bay	3
N.Y. Giants	3
5 Other Teams	2

Most Conference Championships in Last 25 Years (1989-2013)

New England	6
Buffalo	4
N.Y. Giants	4
Pittsburgh	4
San Francisco	4
Dallas	3
Green Bay	3

Most Conference Championships in Last 30 Years (1984-2013)

New England	7
Denver	6
N.Y. Giants	5
San Francisco	5
Buffalo	4
Pittsburgh	4
Dallas	3
Green Bay	3

WHAT HAVE YOU DONE FOR ME LATELY?

Since the 2011 season, the Patriots have maintained their spot atop the NFL in terms of regular season winning percentage and regular season points scored. Since the beginning of the 2011 season, the Patriots have the NFL's highest winning percentage and have scored the most points in the NFL. The Patriots also are tied for the NFL's second-highest winning percentage since 2013 and have scored the second-most points since 2012 and since 2013.

HIGHEST WINNING PERCENTAGE SINCE 2011

TEAM	W	L	T	PCT.	PF	PA
New England	48	14	0	.774	1956	1291
Denver	45	17	0	.726	1803	1381
Green Bay	44	17	1	.718	1846	1448
San Francisco	43	18	1	.702	1434	1059
Seattle	41	21	0	.661	1489	1033
Cincinnati	39	22	1	.637	1476	1237
Baltimore	39	23	0	.629	1472	1229
New Orleans	37	25	0	.597	1786	1471

HIGHEST WINNING PERCENTAGE SINCE 2012

TEAM	W	L	T	PCT.	PF	PA
Denver	37	9	0	.804	1494	991
New England	35	11	0	.761	1443	949
Seattle	34	12	0	.739	1168	718
Indianapolis	32	14	0	.696	1172	1040
San Francisco	30	15	1	.663	1054	830
Cincinnati	30	15	1	.663	1132	914
Green Bay	29	16	1	.641	1286	1089
Baltimore	27	19	0	.587	1094	963
Arizona	26	20	0	.565	916	925

HIGHEST WINNING PERCENTAGE SINCE 2013

TEAM	W	L	T	PCT.	PF	PA
Denver	24	6	0	.800	1013	702
New England	23	7	0	.767	886	618
Seattle	23	7	0	.767	756	473
Arizona	21	9	0	.700	666	568
Indianapolis	21	9	0	.700	815	653
Cincinnati	20	9	1	.683	741	594
San Francisco	19	11	0	.633	657	557
Philadelphia	19	11	0	.633	858	729
Kansas City	19	11	0	.633	752	559

MOST POINTS SCORED SINCE 2011

Team	Points
New England	1956
Green Bay	1846
Denver	1803
New Orleans	1786
Dallas	1565
Philadelphia	1534
Atlanta	1522
Detroit	1522
Seattle	1489

MOST POINTS SCORED SINCE 2012

Team	Points
Denver	1494
New England	1443
Green Bay	1286
New Orleans	1239
Dallas	1196
Indianapolis	1172
Seattle	1168
Philadelphia	1138
Cincinnati	1132

MOST POINTS SCORED SINCE 2013

Team	Points
Denver	1013
New England	886
Philadelphia	858
Green Bay	853
Dallas	820
Indianapolis	815
New Orleans	778
Pittsburgh	768



INSIDE

The Numbers

BY THE NUMBERS

2

Stephen Gostkowski executed a successful onside kick in a victory vs. Cleveland (12/8/13) for only the second time in team history. The first came when Jim Lee Hunt recovered a Gino Cappelletti kick at the end of the first half in a 26-10 win vs. the NY Jets (9/27/64).

3

Jonas Gray is the third player in NFL history to have at least 37 carries, 200 yards rushing and four rushing touchdowns in a single game, joining Mike Anderson of Denver in 2000 and Corey Dillon of Cincinnati in 1997. Gray gained 201 yards rushing on 37 carries with four touchdowns in the win at Indianapolis on Nov. 16.

3

The Patriots have three players who have brothers that also play in the NFL - Chandler Jones (Arthur Jones/Indianapolis), Devin McCourty (Jason McCourty/Tennessee) and Shane Vereen (Brock Vereen/Chicago).

3

The Patriots scored three touchdowns in a 57-second span vs. Chicago on Oct. 26. The Patriots are one of three teams to score three touchdowns in under a minute since the 1970 merger, and are the only team to have achieved the feat twice.

4

The Patriots have gone four straight games without allowing a second half touchdown and two straight games without allowing a second half point. The Patriots have allowed six total points in the second half in the last four games.

4

The Patriots scored 31 points in the second quarter of the 51-23 win vs. Chicago (10/26/14), marking the fourth time in team history that the team has scored 30 or more points in a quarter.

4

The Patriots have blocked four total kicks so far in 2014 with three field goals and one punt and have returned two of the blocked field goals for touchdowns.

14

The Patriots have gone 14 straight seasons without being swept by a division opponent.

17

The number of consecutive home wins against AFC East opponents after a 41-13 win vs. Miami (12/14/14).

35

The number of consecutive home wins against AFC opponents in the regular season. The Patriots last home loss against the AFC was a 33-10 loss vs. Pittsburgh on Nov. 30, 2008.

40-1

Since 2000, the Patriots are 40-1 when a Patriots player eclipses 100 yards rushing. The only loss during the Bill Belichick era was on Dec. 20, 2004 in a 29-28 Miami win. Since then, the Patriots are 27-0 with a 100-yard rusher.

42-10

Since realignment in 2002, the Patriots have the best inter-conference record in the NFL.

52

Rob Gronkowski and Tom Brady have connected on 52 touchdown passes. It is the second-most connections between a quarterback and a tight end in NFL history.

74

The Patriots have won 74 straight home games when leading at halftime, adding to their NFL record. The last time the Patriots lost at home after leading at halftime was on Dec. 24, 2000, vs. Miami when they lost 27-24 after leading 21-17 at halftime.

500

The Patriots have scored 442 points in 2014 and need to score 58 (29 points per game) in the final two games to reach 500. It would be the fifth season in team history with more than 500 points. The Patriots are the only team in NFL history to score 500 or more points in four seasons (2007-589, 2010-518, 2011-513 and 2012-557).

TOM BRADY BY THE NUMBERS

5

Brady is tied with John Elway as the only quarterback to lead his team to five conference titles. Brady needs to play in one more Super Bowl to match DL Mike Lodish for the most Super Bowls played. Lodish played in six (four with Buffalo and two with Denver).

TOM BRADY BY THE NUMBERS (continued)

8

Brady tied an NFL record with his eighth start in a Conference Championship Game in 2013, joining Charlie Waters and Jack Reynolds.

12

The number of division championships by Tom Brady, the most division titles ever by a quarterback. Peyton Manning is second with 11.

14

The longest streak of consecutive pass completions by Brady in a regular season game (Dec. 27, 2009 vs. Jacksonville).

16

Brady set a Super Bowl record with 16 straight pass completions in Super Bowl XLVI vs. the New York Giants.

43

Tom Brady has won 43 straight regular season home games as a starting quarterback against AFC opponents.

44

The number of times Brady has led his team to victory following a fourth-quarter deficit or tie after overcoming a 14-13 deficit with 10 points in the win at San Diego.

87.0

Brady is 47-7 in his career in December and has the best win percentage in December for any quarterback since the merger in 1970.

92.2

The percent of quarterback keepers converted by Brady (94 of 102) for first downs (69-of-73 on third-and-2 or less and 25 of 29 on fourth-and-2 or less).

THE KRAFT ERA

3

The number of Super Bowl championships the Patriots have won since Robert Kraft purchased the team in 1994. That mark is the highest total in the NFL over that span.

6

The number of conference championships the Patriots have won since Robert Kraft purchased the team in 1994. That mark is the highest total in the NFL over that span. Pittsburgh is second with four conference titles since 1994.

14

The number of division championships won by the Patriots since Kraft purchased the team in 1994.

16

The number of playoff seasons earned by the Patriots in the 21 seasons since Robert Kraft purchased the team.

33

The number of playoff games the Patriots have appeared in since 1994, the most in the NFL. Green Bay has the second most with 29.

225

The number of consecutive home games that have been sold out, including all playoff and preseason games dating back to the 1994 season opener.

249

The number of games the Patriots have won since Robert Kraft purchased the franchise in 1994. Prior to Kraft's ownership, the team had won 225 total games in its entire history from 1960-93.

THE BELICHICK ERA

4

Bill Belichick is the first coach to lead his team to four 500-point seasons (2007, 2010, 2011, 2012).

4

Bill Belichick is tied for fourth all-time in wins with Curly Lambeau with 229 overall wins.

6

Bill Belichick (210) is one of six NFL coaches with at least 200 regular season wins.

8

Belichick has been a part of eight Super Bowls overall, including five as a head coach and three as an assistant coach.

12

The number of 11-win seasons by Bill Belichick, second to Don Shula's 13.



BILL BELICHICK

NEWS & NOTES



20TH SEASON AS HEAD COACH • 40TH NFL SEASON

Overall Record: 229-117 (.662) • **Regular Season:** 210-108 (.661) • **Postseason:** 19-9 (.679)

With Patriots overall (2000-14): 192-72 (.727)

Super Bowl Titles: 5 (86, 90, 01, 03, 04) • **Conf. Titles:** 8 (86, 90, 96, 01, 03, 04, 07, 11)

Division Titles: 18 (75, 78, 86, 89, 90, 96, 98, 01, 03, 04, 05, 06, 07, 09, 10, 11, 12, 13)

Bill Belichick is the only head coach in NFL history to win three Super Bowl titles in a four-year span. He has won more regular season games (123) and more games overall (136) during a 10-year stretch (2002-2011) than any other coach in NFL history. In the 2007 season, Belichick led the Patriots to the fourth undefeated and untied regular season in NFL history and the first since the NFL established a 16-game schedule in 1978. His 40 consecutive years as an NFL coach are second in NFL history to 42 by Pittsburgh defensive coordinator Dick LeBeau.



AMONG THE GREAT

Bill Belichick has recorded 229 career wins, which is tied for fourth all-time in NFL history. Belichick owns a career winning percentage of .662, which is third all-time, behind George Halas (.682) and Don Shula (.667).

TOP WINNING PERCENTAGE AMONG HEAD COACHES WITH AT LEAST 160 WINS (INCL. POSTSEASON)

HEAD COACH	TEAM(S)	YEARS	W	L	T	PCT.
George Halas	CHI	1920-29, 33-41, 46-55, 58-67	324	151	31	.682
Don Shula	BAL/MIA	1963-95	347	173	6	.667
BILL BELICHICK	CLE/NE	1991-95, 00-14	229	117	0	.662
Curly Lambeau	GB/CHI/WAS	1921-53	229	134	22	.630

NOTE: Winning percentage calculated using current NFL rules, counting a tie as a half-win, half-loss.

MOVING ON UP

Bill Belichick is tied for fourth place on the NFL wins list with 229 career wins.

MOST WINS NFL COACHES

HEAD COACH	TEAM(S)	YEARS	W	L	T
Don Shula	BAL/MIA	1963-95	347	173	6
George Halas	CHI	1920-29, 33-41, 46-55, 58-67	324	151	31
Tom Landry	DAL	1960-88	270	178	6
BILL BELICHICK	CLE/NE	1991-95, 00-14	229	117	0
Curly Lambeau	GB/CHI/WAS	1921-53	229	134	22

NOTE: Winning percentage calculated using current NFL rules, counting a tie as a half-win, half-loss.

A WINNING EXTENSION

Bill Belichick has led the Patriots to a winning record for 14 consecutive seasons (2001-2014). The only other NFL coach to have at least 10 consecutive winning seasons with one team since the 1970 merger was Tom Landry, who led the Dallas Cowboys to 16 consecutive winning seasons (1970-1985).

BETTER THAN AVERAGE

Bill Belichick has led the Patriots to 14 straight winning seasons (2001-2014). Belichick's 14 straight winning seasons are tied for second all-time with Curly Lambeau (1934-47), behind 20 by Tom Landry (1966-85).

MOST CONSECUTIVE SEASONS WITH A WINNING RECORD

HEAD COACH	TEAM	YEARS
Tom Landry	Dallas	20 - 1966-1985
Bill Belichick	New England	14 - 2001-2013
Curly Lambeau	Green Bay	14 - 1934-1947
Curly Lambeau	Green Bay	12 - 1921-1932
George Halas	Chicago	10 - 1933-1942
John Madden	Oakland	10 - 1969-1978

CAREER MILESTONE FOR BELICHICK

Belichick (210) reached 200 career regular-season wins with the victory over Minnesota (9/14/14) to become just the sixth NFL head coach to achieve that feat, joining Don Shula (328), George Halas (318), Tom Landry (250), Curly Lambeau (226) and Marty Schottenheimer (200).

NUMBER OF GAMES TO 200 REGULAR SEASON WINS

282 Don Shula
288 George Halas
300 Curly Lambeau
306 Bill Belichick
319 Tom Landry
327 Marty Schottenheimer

Head Coach	Teams	W-L-T (regular season)
Don Shula	Colts/Dolphins	328-156-6
George Halas	Bears	318-148-6
Tom Landry	Cowboys	250-162-6
Curly Lambeau	Packers/Cardinals/Redskins	226-132-22
Bill Belichick	Browns/Patriots	210-108-0



BILL BELICHICK

NEWS & NOTES

MANNING ON BELICHICK

Peyton Manning on Bill Belichick

"Coach Belichick is the best coach that I've ever competed against. I think it's safe to say he'll go down as the greatest NFL coach of all-time. His teams are always well-coached, always well-disciplined, and you know it's going to be a 60-minute fight. To me, that speaks to his coaching."

ELITE COMPANY

Bill Belichick is one of nine NFL head coaches to win three or more championships since the league began postseason play in 1933, but the only one to win three in four years. Belichick joined an exclusive club in which each of the eight other members has been enshrined in the Pro Football Hall of Fame.

HEAD COACHES WITH THREE OR MORE NFL TITLES (Listed alphabetically)

HEAD COACH	CHAMPIONSHIP TEAM(S)
Bill Belichick	Patriots (SB XXXVI, XXXVIII, XXXIX)
Paul Brown	Cleveland Browns (1950, 54, 55)
Weeb Ewbank	Baltimore Colts, N.Y. Jets (1958, 59, SB III)
Joe Gibbs	Washington Redskins (SB XVII, XXII, XXVI)
George Halas	Chicago Bears (1921, 33, 40, 41, 46, 63)
Curly Lambeau	Green Bay Packers (1929, 30, 31, 36, 39, 44)
Vince Lombardi	Green Bay Packers (1961, 62, 65, SB I, II)
Chuck Noll	Pittsburgh Steelers (SB IX, X, XIII, XIV)
Bill Walsh	San Francisco 49ers (SB XVI, XIX, XXIII)

BELICHICK'S PATRIOTS RENAISSANCE

Once head coach Bill Belichick implemented his coaching design on the Patriots, his approach has given him the best record of any NFL head coach who has coached over 40 games since 2001 (including the postseason).

NFL COACHES' RECORDS SINCE 2001

COACH	TEAM	W	L	T	PCT.
Bill Belichick	New England	187	61	0	.757
Tony Dungy	Tampa Bay/Indianapolis	101	41	0	.711
Jim Harbaugh	San Francisco	48	21	1	.796
Bill Cowher	Pittsburgh	70	35	1	.665
John Harbaugh	Baltimore	80	43	0	.650
Mike McCarthy	Green Bay	98	54	1	.644
Mike Tomlin	Pittsburgh	85	49	0	.634
Sean Payton	New Orleans	85	51	0	.625

ABOVE THE CENTURY MARK

Bill Belichick has an overall record of 229-117. He joins Don Shula and George Halas as the only coaches with 100 more wins than losses.

MOST WINS NFL COACHES

HEAD COACH	TEAM(S)	RECORD
Don Shula	BAL, MIA	347-173-6
George Halas	Chicago	324-151-31
Bill Belichick	CLE, NE	229-117-0

500+ FOR THREE STRAIGHT YEARS

Bill Belichick is the first head coach in NFL history to lead a team to three straight 500-point seasons (2010-2012). The Patriots are the first franchise in NFL history to score 500 or more points in four seasons (2007-589, 2010-518, 2011-513 and 2012-557). St. Louis is the only other team to have done it three times (1999-526, 2000-540, 2001-503).

SUPER SUCCESS

Bill Belichick is one of just four head coaches to win three Super Bowl championships and the only coach to win three Super Bowls in the post-1993 salary cap era.

MOST SUPER BOWL VICTORIES

HEAD COACH	TEAM	TITLES	SEASONS
Chuck Noll	Pittsburgh	4	1974, 1975, 1978, 1979
Bill Belichick	New England	3	2001, 2003, 2004
Joe Gibbs	Washington	3	1982, 1987, 1991
Bill Walsh	San Francisco	3	1981, 1984, 1988

NOTE: Sorted by most recent championship. Super Bowls have determined NFL champion since 1966.

PLAYOFF SUCCESS

MOST PLAYOFF WINS BY AN NFL HEAD COACH

HEAD COACH	TEAM(S)	WINS
Tom Landry	Dallas Cowboys	20
Bill Belichick	Cleveland Browns, NE Patriots	19
Don Shula	Baltimore Colts, Miami Dolphins	19
Joe Gibbs	Washington Redskins	17
Chuck Noll	Pittsburgh Steelers	16

11 ON 12

Bill Belichick now has twelve 11-win seasons, including 11 with the Patriots. Don Shula is the only coach that has more with thirteen 11-win seasons.

NFL HEAD COACHES WITH THE MOST 11-WIN SEASONS

Don Shula	13
Bill Belichick	12
Tom Landry	10



BILL BELICHICK

NEWS & NOTES

POSTSEASON PROWESS

BEST POSTSEASON RECORDS IN NFL HISTORY (minimum of 10 games)

COACH	TEAM(S)	W	L	PCT.
Vince Lombardi	GB/VAS	9	1	.900
Tom Flores	Oakland	8	3	.727
Bill Walsh	San Francisco	10	4	.714
Joe Gibbs	Washington	17	7	.708
Jimmy Johnson	DAL/MIA	9	4	.692
John Harbaugh	Baltimore	9	4	.692
Bill Belichick	CLE/NE	19	9	.678

MOST POSTSEASON GAMES AS A HEAD COACH

HEAD COACH	GAMES
Tom Landry (Dallas)	36
Don Shula (Baltimore/Miami)	36
Bill Belichick (Cleveland/New England)	28

3X COACH OF THE YEAR

The Associated Press named Bill Belichick the NFL's Coach of the Year in 2010, the third time that Belichick earned the honor. He was also named Coach of the Year following the 2003 and 2007 seasons, joining Don Shula (4-time winner) and Chuck Knox as the only three-time winners.

BELICHICK ADDED TO HIS RECORD IN 2014

Bill Belichick has coached the Patriots to 12 straight seasons with 10 or more wins after reaching his 10th win of the 2014 season at San Diego (12/7/14), adding to his NFL record streak. In 2011, Belichick became the first coach in NFL history with nine straight seasons with at least 10 victories. George Seifert has the second most consecutive 10-win seasons with eight from 1989-1996 for San Francisco.

DIVISION TITLES RECORD

Bill Belichick guided the Patriots to the AFC East title in 2014. His 12 division titles are the most by a head coach since the 1970 merger. Don Shula is second with 11 division titles since the merger.

FIRST WITH 14 WINS IN 4 SEASONS

Bill Belichick guided the Patriots to an NFL-best 14-2 record in 2010, becoming the first head coach ever to win at least 14 regular-season games in four separate seasons. Only four other coaches — San Francisco's George Seifert (3), Washington's Joe Gibbs (2), Chicago's Mike Ditka (2) and Miami's Don Shula (2) — have more than one 14-win season.

EIGHT SB APPEARANCES ARE A RECORD

Belichick has been a part of eight Super Bowls during his coaching career, the most in NFL history.

MOST SUPER BOWL APPEARANCES AS A HEAD COACH OR ASSISTANT

HEAD COACH	SUPER BOWLS
Bill Belichick	8 (five as a head coach)
Dan Reeves	7 (four as a head coach)
Don Shula	6 (six as head coach)
Tom Landry	5 (five as a head coach)
Chuck Noll	5 (four as a head coach)
Marv Levy	5 (four as a head coach)

GOOD IN DECEMBER

Bill Belichick is 53-9 (.855) in December with New England, the best record in December among head coaches with one team in NFL history (min. 25 games). George Seifert is second (27-6, .818).

8 CONFERENCE CHAMPIONSHIP GAMES

Bill Belichick reached his eighth conference championship game as a head coach in 2013, second to the 10 by Tom Landry.


Head Coach	Conference Championships
Tom Landry	10
Bill Belichick	8
Don Shula	7
Chuck Noll	7
John Madden	6
Bill Cowher	6





TOM BRADY

NEWS & NOTES



CAREER NOTES

Tom Brady has quarterbacked the Patriots to victories in 159 of his 205 career regular season starts, compiling a .776 winning percentage and giving him the best record of any quarterback in the Super Bowl era (since 1966). Brady's 155 career wins in his first 200 starts are the most in NFL history. Peyton Manning is second with 136 wins in his first 200 career starts.

RECORDING SUCCESS

TOP WINNING PERCENTAGE IN SUPER BOWL ERA (Since 1966, Minimum 50 Starts, Regular Season Only)

PLAYER	TEAM(S)	YEARS	W	L	T	PCT.
TOM BRADY	NE	2000-14	159	46	0	.776
Roger Staubach	DAL	1969-79	85	29	0	.746
Joe Montana	SF/KC	1979-94	117	47	0	.713

ACTIVE QUARTERBACKS WINNING PERCENTAGE

Minimum 32 Starts (two full seasons), Regular Season Only

QUARTERBACK	TEAM(S)	W	L	T	PCT.
TOM BRADY	NE	159	46	0	.776
Russell Wilson	SEA	34	12	0	.739
Peyton Manning	IND/DEN	178	76	0	.701
Andrew Luck	IND	32	14	0	.696
Aaron Rodgers	GB	68	33	0	.673
Ben Roethlisberger	PIT	104	52	0	.667
Colin Kaepernick	SG	24	13	0	.649
Joe Flacco	BAL	71	39	0	.645
Andy Dalton	CIN	39	22	1	.637
Philip Rivers	SD	87	55	0	.613

EIGHT AFC CHAMPIONSHIP GAME APPEARANCES

The Patriots secured their eighth conference championship appearance in the Tom Brady - Bill Belichick era (since 2001 with Brady starting at QB) in 2013. By omitting the season Brady missed due to injury in 2008, the Patriots have made eight title games in 12 seasons with Brady as the starter.

FIVE 30-TD SEASONS

Brady has five 30-touchdown seasons overall. The only other Patriots quarterback to have a 30-touchdown season was Vito "Babe" Parilli in 1964 when he led the AFL with 31. Brady is the fourth quarterback in NFL history to have 30 or more touchdown passes in at least five seasons and the fifth quarterback in NFL history with three or more straight seasons with 30 or more touchdowns.

MOST SEASONS WITH 30-PLUS TOUCHDOWN PASSES

Brett Favre	9
Peyton Manning	9
Drew Brees	7
TOM BRADY	5
Dan Marino	4
Aaron Rodgers	4
Kurt Warner	3
Tony Romo	3
Philip Rivers	3

THREE OR MORE STRAIGHT 30 TOUCHDOWN SEASONS

Drew Brees	7 (2008-2014)
Brett Favre	5 (1994-98)
Peyton Manning	5 (2009-10, 12-14)
TOM BRADY	3 (2010-2012)
Dan Marino	3 (1984-86)

300-YARD AVG. IN THREE SEASONS

Brady averaged 301.7 yards per game in 2012. Brady (300.4 in 2007 and 327.2 in 2011) joins Drew Brees as the first NFL players to average 300 yards per game in at least three seasons.

MOST SEASONS AVERAGING 300 OR MORE YARDS PER GAME

- 4 Drew Brees (2013, 2012, 2011, 2008) • **3 Tom Brady (2012, 2011, 2007)** • 2 Dan Fouts (1982, 1981)

PILING UP THE WINS

Brady earned his 150th career win vs. Oakland (09/21/14) and is one of three NFL quarterbacks with at least 150 wins as a starter.

MOST CAREER WINS AS A STARTER

(Regular season only)

RK	NAME	W	L	T	PCT.
1.	Brett Favre	186	112	0	.624
2.	Peyton Manning	178	76	0	.701
3.	Tom Brady	159	46	0	.776
4.	John Elway	148	82	1	.643
5.	Dan Marino	147	93	0	.613
6.	Fran Tarkenton	124	109	6	.531
7.	Johnny Unitas	119	64	4	.647
8.	Joe Montana	117	47	0	.713
9.	Drew Brees	116	83	0	.583
10.	Terry Bradshaw	107	51	0	.677
11.	Ben Roethlisberger	104	51	0	.671
12.	Warren Moon	102	101	0	.510

BRADY ONE OF SEVEN

NFL RECORD FOR MOST PASSING YARDS PER GAME

PLAYER	TEAM	YARDS/GAME
Drew Brees	SD/NO	277.2
Peyton Manning	IND/DEN	272.1
Kurt Warner	STL/ARI	260.8
Aaron Rodgers	GB	259.6
Tom Brady	NE	256.0
Matt Ryan	ATL	255.4
Dan Marino	Miami	253.6



TOM BRADY

NEWS & NOTES

THREE 35-TD SEASONS

Brady is one of five NFL players to have at least 35 touchdown passes in three different seasons. Brady has 32 touchdowns in 2014.

QBS WITH THE MOST 35+ PASSING TOUCHDOWNS IN NFL HISTORY

PLAYER 35+ TD SEASONS

Peyton Manning	4 (49 in 2004, 37 in 2012, 55 in 2013, 37 in 2014)
Tom Brady	3 (50 in 2007, 36 in 2010 and 39 in 2011)
Brett Favre	3 (38 in 1995, 39 in 1996 and 35 in 1997)
Drew Brees	3 (46 in 2011, 43 in 2012 and 39 in 2013)
Aaron Rodgers	3 (45 in 2011, 39 in 2012 and 35 in 2014).

ECLIPSING 3K

Brady reached 3,000 yards in 2014 and enters this week with 3,847 yards for his 12th 3,000-yard season.

NFL RECORD FOR MOST 3,000-YARD SEASONS

18	Brett Favre
16	Peyton Manning
13	Dan Marino
12	John Elway
12	Drew Brees
12	Tom Brady

BRADY SEEKS 7TH 4000

Brady enters this week with 3,847 yards and needs 153 yards for his seventh 4,000-yard season.

ALL-TIME 4,000 YARD PASSING SEASONS

14	Peyton Manning
9	Drew Brees
6	Tom Brady
6	Dan Marino
6	Brett Favre
5	Philip Rivers
4	Matt Ryans
4	Warren Moon
4	Tony Romo
4	Aaron Rodgers
4	Ben Roethlisberger
4	Carson Palmer

22 CAREER 4-TD GAMES

Brady has thrown four or more touchdowns in a game 22 times with 17 four-touchdown games, three five-touchdown games and two six-touchdown games. The Patriots are 21-1 when Brady throws four or more TD passes.

MOST GAMES WITH 4+ TOUCHDOWN PASSES

PLAYER 4+ TD GAMES

1. Peyton Manning	35
2. Drew Brees	26
3. Brett Favre	23
4. Tom Brady	22
5. Dan Marino	21
6. Johnny Unitas	17

MOST GAMES WITH 4+ TDS AND NO INTERCEPTIONS

PLAYER GAMES

1. Peyton Manning	18
2. Drew Brees	18
3. Tom Brady	17
4. Brett Favre	12

SIX FOR SIX-PLUS

Brady has thrown six touchdowns in a game two times and is one of six NFL players to have thrown at least six touchdowns in a game two times. Brady threw six touchdowns at Miami (10/21/07) and vs. Tennessee (10/18/09).

NFL PLAYERS WITH AT LEAST TWO 6+TD GAMES

PLAYER 6+ TD GAMES

Peyton Manning	3 (2 6 TD games and 1 7 TD Game)
George Blanda	2 games with 7 touchdowns
Y.A. Tittle	2 (1 game with 7 and 1 with 6 TDs)
Tom Brady	2 games with 6 touchdowns
Charley Johnson	2 games with 6 touchdowns
Ben Roethlisberger	2 games with 6 touchdowns
Aaron Rodgers	2 games with 6 touchdowns



50,000 YARDS

Tom Brady (52,996) became the sixth NFL quarterback to reach 50,000 passing yards in the win vs. Cincinnati on Oct. 5, 2014. He moved past John Elway into fifth place all-time in the win vs. Denver on Nov. 2.

Player	Passing yards
1. Brett Favre	71,838
2. Peyton Manning	69,107
3. Dan Marino	61,361
4. Drew Brees	55,439
5. Tom Brady	52,996
6. John Elway	51,475
7. Warren Moon	49,325
8. Fran Tarkenton	47,003
9. Vinny Testaverde	46,233
10. Drew Bledsoe	44,611

FRANCHISE LEADING PASSER

PATRIOTS ALL-TIME LEADING PASSERS

PLAYER	YEARS	ATT	COMP	YARDS
Tom Brady	2000-14	7,117	4,520	52,996
Drew Bledsoe	1993-01	4,518	2,544	29,657
Steve Grogan	1975-90	3,593	1,879	26,886

MOST CAREER TOUCHDOWN PASSES

Brady is one of five NFL players with at least 390 career touchdowns.

MOST CAREER TOUCHDOWN PASSES

(regular season only) Bold indicates active players

RANK	NAME	TOUCHDOWNS
1.	Peyton Manning	528
2.	Brett Favre	508
3.	Dan Marino	420
4.	Drew Brees	394
5.	Tom Brady	391
6.	Fran Tarkenton	342
7.	John Elway	300
8.	Warren Moon	291
9.	Johnny Unitas	290
10.	Vinny Testaverde	275



TOM BRADY

NEWS & NOTES

BRADY RACKS UP PASSING YARDS

Brady has 64 NFL games with 300 or more yards passing and the Patriots are 53-11 in those games. He is one of five players with 60 300-yard games.

NFL QUARTERBACK 300-YARD GAMES (*ACTIVE)

PLAYER 300-YARD GAMES

Peyton Manning*	90
Drew Brees*	85
Tom Brady*	64
Dan Marino	63
Brett Favre	62
Kurt Warner	52
Dan Fouts	51
Warren Moon	49
Tony Romo*	45

Brady had a career-best 11 300-yard games in the 2011 season, tied for third in NFL history behind Drew Brees (13 in 2011) and Peyton Manning (12 in 2013).

TOM BRADY'S RECORD AS A STARTER

	REG. SEASON	PLAYOFFS	TOTAL
Overall	159-46	18-8	177-54
Home:	90-13	12-3	102-16
Road:	69-33	6-5*	75-38

By Yardage Total

Less than 200:	34-14	4-1	38-15
200-299:	72-21	10-5	82-26
300 or more:	53-11	4-2	57-13

Other Records

On Artificial Turf:	95-13	8-5	103-18
Temp Below 40:	33-5	10-2	43-7
Thanksgiving or later:	60-12	18-8	78-20
Leading at Halftime:	122-14	13-4	135-18
Leading after 3 Qtrs:	131-8	12-3	143-11
Overtime:	9-2	1-0	10-2
Passer rating >100.0:	88-6	8-0	96-6

*Includes five Super Bowls at neutral sites

TOP QB HOME STARTING RECORDS (MIN. 50 STARTS) SINCE 1970 MERGER (INCLUDES POSTSEASON)

PLAYER	TEAM(S)	W	L	T	PCT.
Tom Brady	NE	102	16	0	.864
Terry Bradshaw	PIT	75	14	0	.843
John Elway	DEN	104	25	0	.806

35 GAME-WINNING DRIVES

Brady has 35 game-winning drives in the fourth quarter or overtime in the regular season.

MOST GAME WINNING DRIVES IN THE FOURTH QUARTER OR OVERTIME (Regular Season)

PLAYER	TEAMS	4TH QTR GAME-WINNING DRIVES
1. Peyton Manning	IND/DEN	50
2. Dan Marino	Miami	47
3. Brett Favre	GB/NYJ/MIN	43
4. John Elway	Denver	40
5t. Tom Brady	New England	35
5t. Warren Moon	HOU/MIN/SEA/KC	35

BRADY'S COMEBACKS

Brady has engineered 44 career game-winning performances to lead his team to a victory from a fourth-quarter deficit or tie, including five times in 2013.

DATE	OPP.	SCORE	IN REG.	ATT	PASSING STATISTICS					FINAL
					CMP	YDS	TD	INT		
12/07/14	at SD	13-14	15:00	8	7	112	1	0		23-14
12/08/13	CLE	3-19	15:00	20	16	142	2	0		27-26
12/01/13	at HOU	21-24	15:00	12	8	87	0	0		34-31
11/24/13	DEN	21-24	15:00	19	12	100	1	0	(ot)	34-31
10/13/13	NO	23-27	1:13	5	7	70	1	0		30-27
09/08/13	at BUF	20-21	4:31	7	7	36	0	0		23-21
10/21/12	NYJ	23-26	1:37	9	13	95	0	0	(ot)	29-26
09/30/12	at BUF	21-21	15:00	7	4	78	2	0		52-28
01/22/12	BAL*	16-20	15:00	6	3	20	0	1		23-20
12/24/11	MIA	17-17	15:00	11	8	120	0	0		27-24
10/16/11	DAL	13-16	5:13	9	11	87	1	0		20-16
12/19/10	GB	21-27	13:49	6	5	82	1	0		31-27
11/25/10	at DET	24-24	15:00	5	5	86	2	0		45-24
10/17/10	BAL	10-20	14:53	24	16	156	1	1	(ot)	23-20
09/14/09	BUF	13-24	5:32	13	11	112	2	0		25-24
12/29/07	at NYG	23-28	15:00	12	8	130	1	0		38-35
12/03/07	at BAL	17-24	14:25	17	7	113	1	0		27-24
11/25/07	PHI	24-28	15:00	16	11	109	0	0		31-28
11/04/07	at IND	10-20	9:42	10	8	144	2	0		24-20
01/14/07	at SD*	13-21	8:35	14	9	122	1	1		24-21
12/03/06	DET	13-21	13:07	15	14	101	0	0		28-21
11/26/06	CHI	10-10	14:46	7	6	98	1	0		17-13
09/10/06	BUF	14-17	15:00	6	3	58	0	1		19-17
11/13/05	at MIA	15-16	2:53	2	2	76	1	0		23-16
10/30/05	BUF	7-16	10:07	4	4	69	0	0		21-16
10/09/05	at ATL	28-28	3:52	2	2	17	0	0		31-28
09/25/05	at PIT	10-13	14:19	12	12	167	0	0		23-20
02/06/05	PHI**	14-14	15:00	4	2	33	0	0		24-21
10/03/04	at BUF	17-17	15:00	4	2	8	1	0		31-17
02/01/04	CAR**	29-29	1:08	5	4	47	0	0		32-29
01/10/04	TEN*	14-14	15:00	11	6	27	0	0		17-14
11/30/03	at IND	31-31	10:21	6	3	31	1	0		38-34
11/23/03	at HST	13-20	3:11	14	10	133	1	0	(ot)	23-20
11/03/03	at DEN	23-26	2:51	4	5	58	1	0		30-26
10/19/03	at MIA	13-13	15:00	10	7	147	1	0	(ot)	19-13
10/05/03	TEN	24-27	4:40	1	1	15	0	0		38-30
12/29/02	MIA	13-24	4:59	13	8	69	1	0	(ot)	27-24
11/10/02	at CHI	19-30	5:16	14	9	116	2	0		33-30
09/22/02	KC	38-38	0:00	5	4	46	0	0	(ot)	41-38
02/03/02	STL**	17-17	1:21	8	5	53	0	0		20-17
01/19/02	OAK*	3-13	15:00	27	20	138	0	0	(ot)	16-13
12/16/01	at BUF	6-9	5:57	13	9	116	0	0	(ot)	12-9
12/02/01	at NYJ	14-16	15:00	7	6	56	0	0		17-16
10/14/01	SD	16-26	8:48	18	13	130	1	0	(ot)	29-26

^Statistics are from the time noted until the end of the game * Divisional Playoffs ** Super Bowl

BRADY IN POSTSEASON

NFL ALL-TIME LEADERS/PLAYOFF VICTORIES AS STARTING QUARTERBACK

PLAYER	TEAM(S)	PLAYOFF WINS
Tom Brady	New England	18
Joe Montana	S.F./K.C.	16
Terry Bradshaw	Pittsburgh	14
John Elway	Denver	14
Brett Favre	GB/MIN	13

QB'S WITH 3 OR MORE SUPER BOWL VICTORIES

PLAYER	TEAM	WINS
Terry Bradshaw	PIT	4
Joe Montana	SF	4
Troy Aikman	DAL	3
Tom Brady	NE	3

PLAYERS WITH MULTIPLE SUPER BOWL MVP AWARDS

PLAYER	TEAM	MVP'S
Joe Montana	SF	3
Terry Bradshaw	PIT	2
Tom Brady	NE	2
Bart Starr	GB	2
Eli Manning	NYG	2



TOM BRADY

NEWS & NOTES

LATE GAME WINNER

Brady now has six career games in which he threw a game-winning touchdown pass in the final minute of the game to turn a Patriots deficit into a Patriots win.

11/10/02 at Chicago* W 33-30

The Patriots trailed 30-25 when Brady threw a 20-yard touchdown to David Patten with 21 seconds left to give the Patriots a 33-30 win.

*-Champaign, Ill.

11/3/03 at Denver W 30-26

The Patriots trailed 26-23 when Brady threw an 18-yard touchdown to David Givens with 30 seconds left to give the Patriots a 30-26 win.

12/3/07 at Baltimore W 27-24

The Patriots trailed 24-20 when Brady threw an 8-yard touchdown to Jabar Gaffney with 44 seconds left to give the Patriots a 27-24 win.

10/16/11 vs. Dallas W 20-16

The Patriots trailed 16-13 when Brady threw an 8-yard touchdown pass to Aaron Hernandez with 22 seconds left to give the Patriots a 20-16 win.

10/13/13 vs. New Orleans W 30-27

The Patriots trailed 27-23 when Brady threw a 17-yard touchdown pass to Kenbrell Thompson with five seconds left to give the Patriots a 30-27 win.

12/08/13 vs. Cleveland W 27-26

The Patriots trailed 26-21 when Brady threw a 1-yard touchdown pass to Danny Amendola with 31 seconds left to give the Patriots a 27-26 win.

RECORD TITLE HOLDER

Tom Brady earned his NFL record 12th division championship in 2014.

QUARTERBACK CAREER DIVISION TITLES

Tom Brady	12
Peyton Manning	11
Joe Montana	9

12-WIN SEASONS

Since entering the NFL in 2000, Tom Brady's teams have reached 12 regular-season wins in eight different seasons, second all-time, behind Peyton Manning.

STARTING QB'S WITH THE MOST 12-WIN REGULAR SEASONS IN NFL HISTORY

PLAYER SEASONS

Peyton Manning	10
Tom Brady	8
Brett Favre	6
John Elway	4
Jim Kelly	4

MOST WINS IN 200 STARTS

Brady has 155 career regular-season wins in his first 200 regular-season starts (155-45, .775). Brady has more wins than any other quarterback in his first 200 regular-season starts. Peyton Manning is second with 136 victories in his first 200 starts.

MOST WINS BY A STARTING QB THROUGH 200 REGULAR SEASON STARTS

Quarterback Wins Through 200 Starts

Tom Brady	155
Peyton Manning	136
Dan Marino	125
John Elway	124

SIXTH TO REACH 4,000 COMPLETIONS

Tom Brady (4,520) is one of six players in NFL history to reach 4,000 completions.

MOST PASS COMPLETIONS IN NFL HISTORY

1. Brett Favre	6,300
2. Peyton Manning	5,878
3. Dan Marino	4,967
4. Drew Brees	4,883
5. Tom Brady	4,520
6. John Elway	4,123
7. Warren Moon	3,988

THIRD FASTEST TO 4,000 COMPLETIONS

Tom Brady has now completed 4,520 passes over his career in the regular season, becoming just the sixth player (third fastest) in NFL history to achieve the feat.

GAMES PLAYED TO 4,000 CAREER COMPLETIONS

Drew Brees	169
Peyton Manning	183
Tom Brady	187
Dan Marino	193
Brett Favre	196
John Elway	227

BRADY HAS SIXTH-BEST QB RATING

PLAYER	YEARS	TEAM	RATING
Aaron Rodgers	2005-14	Green Bay	105.8
Peyton Manning	1998-14	IND/DEN	97.8
Tony Romo	2004-14	Dallas	97.1
Steve Young	1985-99	TB/SF	96.8
Philip Rivers	2004-14	San Diego	96.4
Tom Brady	2000-14	Patriots	96.0

MOST TD THROWS COACH/QB TANDEM

Tom Brady has thrown 391 career touchdowns under head coach Bill Belichick, the most touchdowns among any head coach/starting quarterback tandem.

**MOST TDS/QB TANDEM
(Regular Season Only)**

Quarterback/Head Coach	Team	Touchdowns
Tom Brady/Bill Belichick	NE	391
Dan Marino/Don Shula	MIA	352
Drew Brees/Sean Payton	NO	271
Len Dawson/Hank Stram	KC	232

BRADY BEATS EVERYBODY

Since the win vs. Denver on Nov. 2, no NFL team can claim a winning record against Tom Brady. Conversely, Peyton Manning has a losing record against five teams and Brett Favre had a losing record against seven teams in his career. Brady has a career .500 record against five teams and a winning regular-season record against 26 teams.

He is undefeated against eight teams – Atlanta (4-0), Chicago (4-0), Dallas (3-0), Detroit (4-0), Jacksonville (4-0), Minnesota (4-0), Philadelphia (3-0) and Tampa Bay (3-0). Brady is most successful against Buffalo, with a 23-2 career record and the non-divisional team he has beaten the most is Indianapolis (9-3).



TOM BRADY

NEWS & NOTES

NO PLACE LIKE HOME

Tom Brady made his 100th home start against Chicago on Oct. 26. The win over Chicago gave Brady an 87-13 home record in his first 100 home starts, the best in NFL history since the merger among a quarterback with at least 50 starts.

BEST HOME REGULAR SEASON STARTING RECORDS (MINIMUM 40 STARTS)

Player	Record
Tom Brady	90-13 (.874)
Terry Bradshaw	67-12 (.848)
Roger Staubach	49-10 (.831)
Aaron Rodgers	41-9 (.820)
John Elway	92-23 (.805)
Joe Flacco	44-11 (.800)

BEST HOME REGULAR SEASON STARTING RECORD IN FIRST 100 STARTS

Player	Record
Tom Brady	87-13 (.870) in his first 100 starts at home
Brett Favre	82-18 (.820) in his first 100 starts at home
John Elway	77-23 (.770) in his first 100 starts at home
Peyton Manning	74-26 (.740) in his first 100 starts at home

WINNINGEST COACH/QB TANDEM

Bill Belichick and Tom Brady have the best winning percentage among a head coach/starting quarterback tandem since the 1970 merger. The tandem's 159 wins are the most wins by any coach-QB tandem since the 1970 AFL-NFL merger.

WINNINGEST COACH/QB TANDEM SINCE 1970

(Regular Season Only - by winning percentage)

Quarterback/Head Coach	Team	W	L	T	Pct.
Tom Brady/Bill Belichick	NE	159	46	0	.776
Ken Stabler/John Madden	OAK	60	19	1	.756
Jim McMahon/Mike Ditka	CHI	46	15	0	.754
Peyton Manning/Tony Dungy	IND	73	24	0	.753

WINNINGEST COACH/QB TANDEM SINCE 1970

(Regular Season Only - by victories)

Quarterback/Head Coach	Team	W	L	T	Pct.
Tom Brady/Bill Belichick	NE	159	46	0	.776
Dan Marino/Don Shula	MIA	116	68	0	.630
Terry Bradshaw/Chuck Noll	PIT	107	51	0	.601

MOST STARTS UNDER ONE HC

Tom Brady made his 185th career start at Carolina on Nov. 18, 2013, all under Bill Belichick. It is the most starts by a quarterback under one head coach in NFL history. Brady surpassed Dan Marino, who had 184 career starts under head coach Don Shula. Brady now has 205 career starts under Belichick.

NFL RECORD FOR ATTEMPTS BETWEEN INTS

Tom Brady attempted 358 consecutive regular season passes without an interception, a streak spanning from Oct. 17, 2010-Sept. 1, 2011. Brady eclipsed Bernie Kosar's record of 308 pass attempts on Dec. 26, 2010 at Buffalo.

MOST CONSECUTIVE PASS ATTEMPTS WITHOUT AN INTERCEPTION

358	Tom Brady (Patriots)	2010-11
308	Bernie Kosar (Cleveland)	1990-91
294	Bart Starr (Green Bay)	1964-65
279	Jeff George (IND/ATL)	1993-94
277	Rich Gannon (Oakland)	2001
271	Jason Campbell (Washington)	2007-08

12 GAMES WITH 300 YARDS, 4 TDS & 0 INTS

Tom Brady had his 12th NFL game with 300 yards, four touchdowns and no interceptions vs. Chicago [10/26/14], second in NFL history to the 15 such games by Drew Brees.

SECOND IN DISTINCT HONOR

Tom Brady has earned 24 AFC Player of the Week honors, second in NFL history Peyton Manning's 27 honors. Brady was named AFC Offensive Player of the Month for October in 2014. It was his seventh AFC Player of the Month honor, second to Manning's eight.

CAREER PLAYER OF THE WEEK AWARDS

Player	Career	Team	POW Awards
Peyton Manning	1998-present	Colts/Broncos	27
Tom Brady	2000-present	Patriots	24
Dan Marino	1983-1999	Dolphins	18
Brett Favre	1991-2010	Packers, Jets, Vikings	16
John Elway	1983-1998	Broncos	15

BRADY SHINES ON MONDAY NIGHT

Brady has thrown 43 touchdown passes on Monday Night Football, the third-most in NFL history.

CAREER TOUCHDOWN PASSES ON MONDAY NIGHT FOOTBALL

Player	TD Passes on MNF	Games
Dan Marino	74	38
Brett Favre	69	38
Tom Brady	43	19
Steve Young	42	25
Peyton Manning	36	17
Joe Montana	36	20



TOM BRADY

NEWS & NOTES

THREE TD; NO INT

Tom Brady is second in NFL history with 41 games with three or more touchdowns and no interceptions. The Patriots are 40-1 (.976) in such games.

PLAYER MOST GAMES WITH 3+ TD PASSES AND 0 INT.

Peyton Manning	51
Tom Brady	41
Brett Favre	36
Drew Brees	35
Aaron Rodgers	30

GREAT WHEN IT'S LATE

Tom Brady has the most wins of any starting quarterback in the final four games of the regular season since the 1970 merger.

QUARTERBACK	W-L RECORD	WIN PCT.
Philip Rivers	29-5	.853
Tom Brady	42-8	.840
Roger Staubach	24-6	.800
Joe Montana	35-12	.745
Steve McNair	28-10	.737

200 GAME CLUB

Tom Brady played in his 200th NFL game for the Patriots in the win vs. the N.Y. Jets (10/16) and is one of three Patriots with 200 games played.

Player	Games Played
Bruce Armstrong	212
Tom Brady	207
Julius Adams	206

SECOND PATRIOT WITH 200 STARTS

Tom Brady (205) is the second New England Patriots player to start in at least 200 games. Patriots Hall of Fame OL Bruce Armstrong started in 212 games during his career.

ELITE COMPANY

Tom Brady (205 starts in the regular season and 26 postseason starts) and Pro Football Hall of Famer Jerry Rice (284 regular season starts and 29 postseason starts) are the only NFL players with at least 200 regular-season starts and at least 25 postseason starts.

MANNING ON BRADY

Peyton Manning on Tom Brady

"I think the one thing that jumps out about Tom is just his consistency. I feel like he's been a better player each year than he was the year before, and that, to me speaks to his work ethic in the offseason, his refusal to be complacent or satisfied. He always feels like he can step his game up one level higher, which in some of the seasons he's had you say, 'How can you get better than that?' But I think he has done that."

STELLAR IN NOVEMBER

QUARTERBACKS WITH THE BEST RECORDS IN NOVEMBER IN SUPER BOWL ERA (MIN. 20 STARTS)

Player	Record in November	Win PCT.
Daryle Lamonica	19-4-2	.826
Tony Romo	26-6	.813
Jim McMahon	18-5	.783
Tom Brady	38-12	.760
Joe Flacco	22-9	.710



BRADY GOES LONG

2013 marked Tom Brady's third straight 4,000-yard season and the sixth of his career. Brady owns six of the eight 4,000-yard passing seasons in Patriots history. Brady is on pace for 4,381 passing yards in 2014.

PATRIOTS TOP PASSING YARDS/SEASON

YARDS	PLAYER	YEAR
5,235	Tom Brady	2011
4,827	Tom Brady	2012
4,806	Tom Brady	2007
4,555	Drew Bledsoe	1994
4,398	Tom Brady	2009
4,343	Tom Brady	2013
4,110	Tom Brady	2005
4,086	Drew Bledsoe	1996



TOM BRADY

NEWS & NOTES



BRADY THROWS FOR THIRD-HIGHEST TOTAL

Tom Brady threw for 432 yards vs. Pittsburgh (11/03/13), marking the fifth time in Brady's career that he has eclipsed the 400-yard mark, the third-highest single-game mark of his career.

MOST PASSING YARDS IN A GAME IN PATRIOTS HISTORY

Player	Date	Opp	Att	Cmp	Yds	TD	Int
Tom Brady	9/12/11	MIA	48	32	517	4	1
Tom Brady	12/16/12	SF	65	36	443	1	2
Tom Brady	11/03/13	PITT	33	23	432	4	0
Drew Bledsoe	11/13/94	MIN	70	45	426	3	0
Drew Bledsoe	11/23/98	MIA	54	28	423	2	2
Tom Brady	9/18/11	SD	40	31	423	3	0

50-YARD DOUBLE DOWN

Brady has thrown at least two 50-yard passes in the same game eight times in his career. His career best came in 2009 with three 50-yard strikes in one game.

BRADY'S GAMES WITH AT LEAST TWO 50-YARD PASSES

10/9/05 @ Atlanta

-55t (3Q) Bethel Johnson
-51 (1Q) Deion Branch

1/14/06 @ Denver *AFC Divisional Playoff Round

-73 (4Q) Deion Branch
-51 (2Q) Andre' Davis

12/31/06 @ Tennessee

-62t (3Q) Reche Caldwell
-52 (1Q) Corey Dillon

12/9/07 vs. Pittsburgh

-63t (2Q) Randy Moss
-56t (3Q) Jabar Gaffney >Flea-flicker w/R. Moss

11/15/09 @ Indianapolis

-63t (2Q) Randy Moss
-55 (1Q) Randy Moss

12/06/09 @ Miami

-58t (1Q) Randy Moss
-58 (2Q) Wes Welker
-81t (3Q) Sam Aiken

11/22/12 @ NY Jets

-83t (2Q) Shane Vereen
-56t (2Q) Julian Edelman

11/03/13 vs. Pittsburgh

-57 (2Q) Danny Amendola
-81t(4Q) Aaron Dobson

THE BRADY SIX

Tom Brady was the seventh quarterback selected in the 2000 NFL Draft

QUARTERBACKS TAKEN IN THE 2000 NFL DRAFT

Rd	Pick	Player	Taken By
1	18	Chad Pennington	NY Jets
3	65	Giovanni Carmazzi	San Francisco
3	75	Chris Redman	Baltimore
5	163	Tee Martin	Pittsburgh
6	168	Marc Bulger	New Orleans
6	183	Spergon Wynn	Cleveland
6	199	Tom Brady	New England

BRADY HANGS 50

Brady and the Patriots knocked off Chicago, 51-23, on Oct 26, 2014, the seventh time that New England scored at least 50 points in a game started by Brady, moving past Pro Football Hall of Famer Len Dawson (6) for the most in NFL history.

Date	Opponent	Score
10/28/07	vs. Washington	52-7
11/18/07	at Buffalo	56-10
10/18/09	vs. Tennessee	59-0
9/30/12	at Buffalo	52-28
11/18/12	vs. Indianapolis	59-24
11/03/13	vs. Pittsburgh	55-31
10/26/14	vs. Chicago	51-23

SPREADING THE WEALTH

Brady completed passes to 10 different receivers in the win at Buffalo (10/12/14). It was the 10th time in his career he has completed passes to 10 different receivers in a game and the first time since 12/8/13 vs. Cleveland.

300 IN A HALF

Brady had his fourth 300-yard half and his third 300-yard second half after throwing for 323 yards in the second half vs. Cleveland on Dec. 8, 2013.

YARDS	GAME	HALF
367	vs. San Francisco (12-16-12)	2nd half
345	vs. Tennessee (10-18-09)	1st half
323	vs. Cleveland (12-08-13)	2nd half
306	at Miami (9-12-11)	2nd half



PATRIOTS OFFENSIVE NOTES

WR DANNY AMENDOLA

WEARING TROY BROWN'S #80 JERSEY

When Danny Amendola joined the Patriots in the 2013 offseason, he was assigned jersey #80, the same number worn by Patriots' Hall of Famer Troy Brown, who finished his career as the team's all-time leading receiver and is punt returner.

Said Amendola on wearing Brown's jersey #80: "I talked to [Troy Brown] a little bit before I came here. I told him he's one of the greatest ever, and it's an honor to wear No. 80. I'm going to try to represent it the best I can."

RB BRANDON BOLDEN

BETTER THAN AVERAGE

RB Brandon Bolden's 8.6-yard average at Buffalo (9/30/12) is tied for the third highest ever in a single game for the Patriots among running backs with at least 15 rushing attempts. Bolden earned the FedEx Ground Player of the Week for his performance.

HIGHEST RUSHING AVERAGE/SINGLE GAME (MIN. 15 RUSHING ATTEMPTS)

Player	Average
Curtis Martin	9.6 (17-164 vs. Washington, Oct. 13, 1996)
Tony Collins	9.2 (23-212 vs. N.Y. Jets, Sept. 18, 1983)
Sammy Morris	8.6 (16-138 vs. Denver, Oct. 20, 2008)
Jim Nance	8.6 (17-146 at Houston, Dec. 11, 1966)
Brandon Bolden	8.6 (16-137 at Buffalo, Sept. 30, 2012)
Stevan Ridley	8.5 (15-127 at St. Louis, Oct. 28, 2012)

FOOTBALL FAMILY TRADITION

Bolden's grandfather, Frank Pitts, played 10 years in the NFL (1965-74) as a receiver for Kansas City, Cleveland and Oakland. He was with Kansas City for two Super Bowls, losing Super Bowl I and winning Super Bowl IV. Said Bolden about his grandfather, "I remember being 6 years old, him popping in a high-light film of Super Bowl I and IV. I've seen that tape at least 500 times."

BOLDEN BLOCK PARTY

Brandon Bolden blocked his first NFL punt in the second quarter at San Diego (12/7) to give the Patriots a first down at the Chargers 25-yard line. It was the Patriots first blocked punt since Patrick Chung blocked a punt at Miami on Oct. 4, 2010.

OL DAN CONNOLLY

CONNOLLY SETS NFL RECORD

Dan Connolly was named AFC Special Teams Player of the Week after he returned a kickoff 71 yards to the 4-yard line in the second quarter of the Patriots win vs. Green Bay (12/19/10). According to the Elias Sports Bureau, it is the longest kickoff return by an offensive lineman in NFL history. The run by Connolly topped the 48-yard touchdown return by Atlanta's Mal Snyder in 1969. Previously, the longest kickoff return for a Patriots offensive lineman was a 27-yard return by G Stephen Neal vs. Pittsburgh (11/30/08). Connolly's previous best was a 16-yard return vs. Miami (11/8/09).

RB JAMES DEVELIN

IVY LEAGUE JOURNEY

An Ivy League defensive lineman standout at Brown, James Develin graduated in 2010 with a degree in chemical engineering and began lining up interviews with companies he felt might be best suited for the technical skills. However, Develin wanted to give football one last shot, and play in the NFL.

"Football is something that is not around your entire life," Develin told *The Boston Globe*. "I knew if I didn't give it my best shot to play football as a career, that I'd always regret it." Develin made the most of his opportunity by switching positions to fullback. Following stints in the Arena Football League and the now defunct United Football League, Develin caught on with the Cincinnati Bengals practice squad and eventually worked his way to the Patriots 53-man roster full-time in 2013.



PATRIOTS OFFENSIVE NOTES

WR JULIAN EDELMAN

RECORD RETURNER

WR Julian Edelman set a franchise record with his fourth career punt returned for a touchdown when he returned a punt 84 yards for a touchdown vs. Denver on Nov. 2. He set a franchise record with a 94-yard punt return touchdown vs. Miami (11/2/11). The previous longest punt return was an 89-yard touchdown return by Mike Haynes vs. Buffalo (11/7/76). He also returned punts for touchdowns vs. Kansas City (11/21/11 - 72 yards) and vs. Indianapolis (11/18/12 - 68 yards). Edelman is now tied for second-most punt return touchdowns in the NFL since 2010.



Most Punt Return Touchdowns/Patriots Career

4 Julian Edelman

3 Troy Brown
3 Irving Fryar
2 Mike Haynes

MOST PUNT RETURN TOUCHDOWNS IN THE NFL SINCE 2010

Devin Hester	CHI/ATL	7
Julian Edelman	NE	4
Patrick Peterson	ARZ	4
Ted Ginn, Jr.	SF/CAR/ARZ	3
Dexter McCluster	TEN	3
Leodis McKelvin	BUF	3
Darren Sproles	SD/NO/PHI	3

NOT YOUR AVERAGE RETURNER

Edelman has returned 131 punts for 1,611 yards during his career and is first in team history and fifth in NFL history with a 12.3 average. Edelman has a 12.3 punt return average in 2014, second in the NFL to Philadelphia's Darren Sproles (13.7) and first in the AFC.

HIGHEST PUNT RETURN AVERAGE, PATRIOTS CAREER (20 Returns)

Player	Punt Rt Avg.	Year
Julian Edelman	12.3	2009-14 (131-1,611)
Mack Herron	12.0	1973-75 (74-888)
Carl Garrett	11.3	1969-72 (43-487)
Wes Welker	10.4	2007-12 (114-1,185)

HIGHEST PUNT RETURN AVERAGE IN THE NFL (75 Returns)

Player	Punt Rt Avg.	Year
George McAfee [Chicago]	12.8 (112-1,431)	(1940-41, 1945-1950)
Jack Christiansen [Detroit]	12.8 (85-1,084)	(1951-58)
Claude Gibson [SD/OAK]	12.6 (110-1,381)	(1961-65)
Devin Hester [Chicago/Atlanta]	12.4 (280-3,479)	(2006-present)
Julian Edelman (NE)	12.3 (131-1,611)	(2009-present)
Bill Dudley [PITT/DEN/WAS]	12.2 (124-1,515)	(1942-53)
Rick Upchurch [DEN]	12.1 (248-3,008)	(1975-83)
Desmond Howard [WAS/JAC/GB/OAK/DET]	11.9 (244-2,895)	(1992-2002)
Billy Johnson [HOU/ATL/WAS]	11.8 (282-3,317)	(1974-88)

ANOTHER TEAM RECORD

Edelman had a 47-yard run in the fourth quarter vs. Indianapolis (11/18/12). It is the longest run ever by a Patriots receiver, topping Troy Brown's 35-yard run vs. Tampa Bay on (9/3/00).

FROM STANDOUT QB TO WR

Edelman began his college football career with a year at the College of San Mateo (Calif.) before transferring to Kent State where as a senior he completed 56 percent of his passes (153 of 275 passes for 1,820 yards) with 13 touchdowns. He was also the leading rusher, gaining 1,551 yards on 215 attempts (an average of 7.5 yards per carry) and scoring 13 touchdowns. His offensive numbers broke Kent State's single-season record for total offense set by Joshua Cribbs in 2003. Said head coach Bill Belichick on the versatility of Edelman: "He played the quarterback position in college at Kent State and all the positions really that he's played in the NFL – covering kicks, returning kicks, slot receiver, outside receiver, slot defender – he didn't do any of those things in college. I think that really speaks to his versatility and how much he's grown as a player and how many things he's learned how to do that he really didn't have much experience with in college. I'd say that's pretty unusual, especially to be as competent in them as he is."

RETURNS PILING UP

Julian Edelman is in fourth place in team history with 131 punt returns.

MOST PUNT RETURNS IN PATRIOTS HISTORY

Player	Punt Returns
1. Troy Brown	252
2. Irving Fryar	206
3. David Meggett	142
4. Julian Edelman	131
5. Wes Welker	114
6. Mike Haynes	111

Edelman is in third place in team history with 1,594 punt return yards.

MOST PUNT RETURN YARDS IN PATRIOTS HISTORY

Player	Punt Return Yards
1. Troy Brown	2,625
2. Irving Fryar	2,055
3. Julian Edelman	1,611
3. David Meggett	1,438
5. Wes Welker	1,185



PATRIOTS OFFENSIVE NOTES

BEST PUNT RETURN AVERAGE IN A SEASON

Edelman has the two best punt return averages in a single season in New England history. In 2010, Edelman led the AFC and finished second in the NFL with a 15.3 punt return average. Chicago's Devin Hester led the NFL with a 17.1-yard average. He is currently second in the NFL to Darren Sproles (13.7) and in 2014 with a 12.3 average.

PATRIOTS BEST PUNT RETURN AVERAGE/SEASON (MIN. 15 RETURNS)

PLAYER	PR AVG.	YEAR
Julian Edelman	15.5	2012
Julian Edelman	15.3	2010
Mack Herron	14.8	1974
Troy Brown	14.2	2001

EDELMAN'S BIG RETURN

Julian Edelman had an 84-yard punt return for a touchdown in the second quarter vs. Denver on Nov. 2, 2014. It was Edelman's 13th career punt return of 30 yards or more.

MOST 30-YARD PUNT RETURNS IN PATRIOTS HISTORY

Player	30-yard returns
Troy Brown	14
Julian Edelman	13
Irving Fryar	13
Mike Haynes	13

EDELMAN TAKES HIS FATHER'S ADVICE

If there is one thing Julian Edelman has never lacked, it's athletic ability. A dual-threat quarterback at Kent State and former baseball standout in high school, Edelman once wowed Toronto Blue Jays players with his impressive footwork while fielding ground balls in an appearance at batting practice in 2011.

This natural ability may have been overlooked by NFL scouts, who let him fall to the Patriots in the seventh round of the 2009 NFL Draft. Edelman remains focused on the lessons his father, Frank Edelman, taught him at a young age. "I'm still constantly trying to learn," Edelman told the *Boston Herald*. "My dad always put it in my head, when you're green, you're growing, when you're ripe, you're lost. When you're done learning, you're done."

EDELMAN VERY RECEPTIVE

Julian Edelman has 197 receptions over the last two seasons (2013-14), the second most in the NFL over that time frame.

Player	Receptions
Antonio Brown (Pittsburgh)	225
Julian Edelman (Patriots)	197
Demaryius Thomas (Denver)	188
Andre Johnson (Houston)	178

EDELMAN ECLIPSES 1,000-YARDS

Edelman finished the 2013 season with 1,056 receiving yards to become the 10th Patriots player to register a 1,000-yard season.

1,000-YARD RECEIVING SEASONS IN PATRIOTS HISTORY

Player	Yards	Season
Wes Welker	1,569	2011
Randy Moss	1,493	2007
Stanley Morgan	1,491	1986
Wes Welker	1,354	2012
Wes Welker	1,348	2009
Rob Gronkowski	1,327	2011
Randy Moss	1,264	2009
Troy Brown	1,199	2001
Wes Welker	1,175	2007
Ben Coates	1,174	1994
Wes Welker	1,165	2008
Terry Glenn	1,147	1999
Terry Glenn	1,132	1996
Julian Edelman	1,056	2013
Stanley Morgan	1,029	1981
Irving Fryar	1,014	1991
Harold Jackson	1,013	1979
Randy Moss	1,008	2008
Stanley Morgan	1,002	1979

EDELMAN HITS THE CENTURY MARK

Edelman finished the 2013 season fourth in the NFL with 105 receptions to join Wes Welker (2007-09, 11-12) and Troy Brown (2001) as the only Patriots to reach 100 receptions in a season. Edelman averaged 6.4 receptions per game in 2013.

PATRIOTS PLAYERS WITH 100 RECEPTIONS

Player	Receptions	Season
Wes Welker	123	2009
Wes Welker	122	2011
Wes Welker	118	2012
Wes Welker	112	2007
Wes Welker	111	2008
Julian Edelman	105	2013
Troy Brown	101	2001



PATRIOTS OFFENSIVE NOTES

EDELMAN GOES LONG

WR Julian Edelman set a career-high with a 69-yard touchdown in the fourth quarter at San Diego (12/7). His previous best was a 56-yard touchdown at the New York Jets on Nov. 22, 2012. Edelman's 69-yard touchdown is the longest of the season for the Patriots. Tom Brady threw a 56-yard touchdown pass to WR Brandon LaFell at Buffalo on Oct. 12.

EDELMAN GOES OVER 100

Edelman finished with eight receptions for a career-high 141 yards at San Diego (12/7) for his fifth career 100-yard game and his first of the 2014 season.



GAROPPOLO FIRSTS

Jimmy Garoppolo saw his first game action at Kansas City (9/29/14) and engineered a 7-play, 81-yard drive that included a 37-yard pass to WR Brandon LaFell before he culminated the drive with a 13-yard touchdown pass to TE Rob Gronkowski.



GRAY MATTERS

RB Jonas Gray set a team record with four rushing touchdowns at Indianapolis (11/16), his first touchdowns of his career, in his second NFL start. LeGarrette Blount set a Patriots postseason record with four rushing touchdowns vs. Indianapolis in the 2013 AFC Divisional Playoff game.

Most Rushing TDs in a regular Season Game/Patriots

4 Jonas Gray at Indianapolis, Nov. 16, 2014

3 Corey Dillon vs. Detroit, Dec. 3, 2006

3 Curtis Martin vs. Miami, Nov. 3, 1996

3 Mosi Tatupu at LA Rams, Dec. 11, 1983

3 Tony Collins vs. NY Jets, Sept. 18, 1983

3 Sam Cunningham at Buffalo, Oct. 20, 1974

Additionally, Gray tied the team record for most overall TDs in a single game in team history.

Most Touchdowns in a Game/Patriots History

4 Jonas Gray at Indianapolis, Nov. 16, 2014 (4-rush)

4 Randy Moss at Buffalo, Nov. 18, 2007 (4-receiving)

3 25 times in team history

GRAY CAREER DAY

Gray had his first 100-yard day in the NFL after gaining 201 yards on 37 carries for a 5.4-yard average at Indianapolis (11/16). He had 14 carries for 100 yards and two touchdowns in the first half alone. Gray is the third Patriots player to reach 200 yards rushing in a game.

MOST RUSHING YARDS IN A GAME/PATRIOTS

212 Tony Collins vs. NY Jets, Sept. 18, 1983

208 Jim Nance vs. Oakland, Oct. 30, 1966

201 Jonas Gray at Indianapolis, Nov. 16, 2014

199 Curtis Martin vs. NY Jets, Sept. 14, 1997

196 Robert Edwards at St. Louis, Dec. 13, 1998

189 LeGarrette Blount vs. Buffalo, Dec. 29, 2013

185 Jim Nance vs. Buffalo, Sept. 24, 1967

177 Don Calhoun vs. Denver, Nov. 28, 1976



PATRIOTS OFFENSIVE NOTES

GRAY IN THE (END) ZONE

RB Jonas Gray capped an 11-play, 89-yard drive with his first NFL touchdown on a 4-yard run on the Patriots first offensive drive of the game at Indianapolis (11/16). He scored his second touchdown on a 2-yard run in the second quarter. He scored his third touchdown on a 2-yard run in the third quarter and added his fourth touchdown on a 1-yard run in the fourth quarter.

100 YARDS IN EACH HALF

Jonas Gray became the first Patriots player to ever have at least 100 yards rushing in each half at Indianapolis (11/21). He gained 100 yards in the first half and 101 yards in the second half. The Patriots have had two other players with 200 yard games - Tony Collins 212 (128 first half, 84 second half) on Sept. 18, 1983 vs. NY Jets and Jim Nance 208 (159 first half, 49 second half) on Oct. 30, 1966 vs. Oakland.

GRAY MAKES HISTORY

Jonas Gray is the first NFL player to score his first four career rushing touchdowns in one game since Herb Henderson of the Evansville Crimson Giants in 1921.

MOVING THE CHAINS

Jonas Gray had 15 rushing first downs at Indianapolis (11/21) to tie an NFL single-game record. Corey Dillon in 1997 with Cincinnati and Edgerrin James in 2000 with Indianapolis also had 15 rushing first downs in a game. Gray set the Patriots team mark, besting 10 rushing first downs by Curtis Martin (two times) and Stevan Ridley (two times).



RECEIVING YARDS RECORD

Rob Gronkowski finished the 2011 season with 1,327 receiving yards, surpassing San Diego's Kellen Winslow's 1980 record of 1,290 receiving yards for most receiving yards in a season by a tight end. He is the ninth NFL tight end and the first Patriots tight end with two 1,000-yard seasons.



MOST RECEIVING YARDS BY TIGHT END IN THE NFL

Player	Yards	Year
Rob Gronkowski	1,327	2011
Jimmy Graham (NO)	1,310	2011
Kellen Winslow (SD)	1,290	1980
Tony Gonzalez (KC)	1,258	2004
Todd Christensen (Raiders)	1,247	1983
Jimmy Graham (NO)	1,215	2013
Jackie Smith (STL)	1,205	1967
Tony Gonzalez (KC)	1,203	2000
Pete Retzlaff (PHI)	1,190	1965

Ben Coates (NE) 1,174 1994

MOST RECEIVING YARDS BY A PATRIOTS TIGHT END

Player	Yards	Year
Rob Gronkowski	1,327	2011
Rob Gronkowski	1,093	2014
Ben Coates	1,174	1994
Ben Coates	915	1995
Aaron Hernandez	910	2011
Marv Cook	808	1991
Don Hasselbeck	808	1981

MOST RECEPTIONS BY A PATRIOTS TIGHT END

Player	Yards	Year
Ben Coates	96	1994
Rob Gronkowski	90	2011
Ben Coates	84	1995
Marv Cook	82	1991
Aaron Hernandez	79	2011

BRADY TO GRONK ON REPEAT

THE MOST TD CONNECTIONS BETWEEN A QB AND A TE IN NFL HISTORY

Quarterback	Tight End	Team	TD Connections
Phillip Rivers	Antonio Gates	San Diego	70
Tom Brady	Rob Gronkowski	New England	52
Drew Brees	Jimmy Graham	New Orleans	50
Drew Bledsoe	Ben Coates	New England	45
Peyton Manning	Dallas Clark	Indianapolis	44
Sonny Jurgensen	Jerry Smith	Washington	43
Dan Fouts	Kellen Winslow	San Diego	41
John Elway	Shannon Sharpe	Denver	41



PATRIOTS OFFENSIVE NOTES

SPECIAL CONNECTION

Rob Gronkowski and Tom Brady have connected on 52 touchdown passes, for the most touchdown connections in Patriots history.

THE MOST TD CONNECTIONS IN PATRIOTS HISTORY

Quarterback	Player	TD Connections
Tom Brady	Rob Gronkowski	52
Drew Bledsoe	Ben Coates	45
Tom Brady	Randy Moss	39
Steve Grogan	Stanley Morgan	39

GRONKOWSKI IS STREAKING

Gronkowski has caught at least one pass in all 64 regular season-games that he has played in his career. The only game that Gronkowski has played in at the NFL level where he did not have at least one reception was the 2012 AFC Divisional Playoff game vs. Houston when he left the game in the first quarter with an injury.

LONGEST CURRENT STREAKS OF CONSECUTIVE GAMES WITH A RECEPTION BY TIGHT ENDS

101 Jason Witten (Dallas)
101 Owen Daniels (Houston/Baltimore)
95 Heath Miller (Pittsburgh)
64 Rob Gronkowski (New England)

TIGHT END TD RECORD I

Gronkowski set an NFL record for most touchdowns by a tight end with 18 overall touchdowns in 2011 (17 receiving and 1 rushing). In addition to his 17 touchdown receptions, Gronkowski scored on a lateral in the third quarter vs. Indianapolis (12/4/11), credited as his first career rushing play.

MOST TOTAL TDs BY A TIGHT END IN A SINGLE NFL SEASON

18	Rob Gronkowski	NE	2011	(17 pass, 1 rush)
16	Jimmy Graham	NO	2013	(16 pass)
13	Vernon Davis	SF	2013	(13 pass)
13	Vernon Davis	SF	2009	(13 pass)
13	Antonio Gates	SD	2004	(13 pass)

MOST TD RECEPTIONS BY A TIGHT END IN A SINGLE NFL SEASON

17	Rob Gronkowski	NE	2011
16	Jimmy Graham	NO	2013
13	Vernon Davis	SF	2013
13	Vernon Davis	SF	2009
13	Antonio Gates	SD	2004

FIRST TIGHT END TO SCORE A RUSH TD

Gronkowski scored a 2-yard touchdown on a lateral from Tom Brady in the third quarter vs. Indianapolis (12/4/11), becoming the first tight end in Patriots history to score a rushing touchdown. Gronkowski is the first NFL tight end to score a rushing touchdown since Tennessee's Bo Scaife had a 31-yard scoring run against Baltimore on Nov. 12, 2006. He is the first tight end since the 1970 merger to have two receiving touchdowns and a rushing touchdown in the same game.

DIVIDE AND GRONK-ER

Rob Gronkowski now has 54 career touchdowns overall (53 receiving, 1 rushing), which ranks second in team history to the 68 total touchdowns by Stanley Morgan. He now stands alone with the most TDs by a Patriots tight end.

MOST CAREER TOUCHDOWNS BY A PATRIOTS PLAYER

Player	Touchdowns
1. Stanley Morgan	68 (67 rec, 1 ret)
2. Rob Gronkowski	54 (53, rec, 1 rush)
3. Ben Coates	50
4. Randy Moss	50
5. Sam Cunningham	49
6. Jim Nance	46
7. Tony Collins	44

MOST TOUCHDOWN RECEPTIONS BY A PATRIOTS PLAYER

Player	Touchdowns
1. Stanley Morgan	67
2. Rob Gronkowski	53
2. Ben Coates	50
2. Randy Moss	50

MOST RECEIVING TOUCHDOWNS BY A PATRIOTS TIGHT END

Player	TD	Years
Rob Gronkowski	53	2010-Present
Ben Coates	50	1991-99
Russ Francis	28	1975-80, 87-88
Ben Watson	20	2004-09

TIGHT END TD RECORD II

Gronkowski became the first tight end in NFL history to have three consecutive 10-plus touchdown seasons (10 in 2010, 18 in 2011 and 11 in 2012). He also became the first tight end in NFL history with four seasons of 10 touchdowns after catching his 10th touchdown pass of the 2014 season at San Diego on Dec. 7. Antonio Gates reached four seasons with 10-touchdowns after recording his 10th touchdown this past week.

NFL TIGHT ENDS WITH MOST 10-PLUS TOUCHDOWN SEASONS

Rob Gronkowski	4 (10 in 2010, 18 in 2011, 11 in 2012 and 10 in 2014)
Antonio Gates	4 (13 in 2004, 10 in 2005, 10 in 2010 and 10 in 2014)
Tony Gonzalez	3 (11 in 1999, 10 in 2003 and 10 in 2008)
Dallas Clark	2
Vernon Davis	2
Jimmy Graham	2
Shannon Sharp	2
Wesley Walls	2
Julius Thomas	2

GRONKOWSKI REACHES CAREER MILESTONE

Rob Gronkowski reached 50 career touchdown receptions in his 59th career regular-season game to tie Randy Moss for the second-fastest player in NFL history to reach 50 touchdown receptions. Pro Football Hall of Famer Lance Alworth (54 games) is the fastest player in NFL annals to reach the milestone. Gronkowski also surpassed the record for fewest games by a tight end to reach 50 career touchdown catches.

NFL RECORD / FEWEST GAMES TO REACH 50 TOUCHDOWN CATCHES

Player	Games to reach 50 TD Rec.
Lance Alworth	54
Rob Gronkowski	59
Randy Moss	59
Jerry Rice	61
Tommy McDonald	63
Bob Hayes	66



PATRIOTS OFFENSIVE NOTES

FASTEST TE TO 50 TD

Gronkowski recorded his 50th career touchdown reception in his 59th career game - 33 games (or two full seasons) earlier than the next fastest tight end. Antonio Gates reached 50 touchdown receptions in 92 games. Additionally, Gronkowski is the fifth player in NFL history to have 50 or more touchdown catches in his first five seasons, joining Jerry Rice, Randy Moss, Lance Alworth and Andre Rison.

THREE STRAIGHT 10-TD SEASONS

Gronkowski had three straight 10-touchdown seasons (10 in 2010, 18 in 2011 and 11 in 2012). Gronkowski joins Randy Moss (2007, 2008 and 2009) and Corey Dillon (2004, 2005, 2006) as the only Patriots with three straight 10-plus touchdown seasons. He is the first Patriots with four 10-plus touchdown seasons overall.

CONSECUTIVE 10-PLUS TD SEASONS / PATRIOTS HISTORY

3 Rob Gronkowski - 2010, 2011, 2012

3 Randy Moss - 2007, 2008, 2009

3 Corey Dillon - 2004, 2005, 2006

2 BenJarvus Green-Ellis - 2010, 2011

2 Curtis Martin - 1995, 1996

MOST 10-PLUS TOUCHDOWN SEASONS / PATRIOTS HISTORY

4 Rob Gronkowski - 2010, 2011, 2012 and 2014

3 Randy Moss - 2007, 2008, 2009

3 Corey Dillon - 2004, 2005, 2006

2 BenJarvus Green-Ellis - 2010, 2011

2 Curtis Martin - 1995, 1996

2 Stanley Morgan - 1979, 1986

DOUBLE-DIGIT TD SEASONS

Gronkowski is the first tight end in NFL history to have three straight 10-plus touchdown seasons.

CONSECUTIVE 10-PLUS TD SEASON BY A TE/NFL HISTORY

3 Rob Gronkowski 10 in 2010, 18 in 2011, 11 in 2012

2 Antonio Gates 13 in 2004 and 10 in 2005

FASTEST TO 20 TDS

Gronkowski reached the 20-touchdown mark in just 26 career games, the fewest games among tight ends in NFL history.

TEs TO REACH 20 TD REC. IN THE FEWEST GAMES

Player	Team	Games to 20 TD catches
Rob Gronkowski	Patriots	26
Mike Ditka	Chicago	31
Kellen Winslow	San Diego	35
Antonio Gates	San Diego	37

GRONKOWSKI REACHES 1,000 YARDS

Ron Gronkowski reached 1,000 yards on a 34-yard reception in the third quarter. He entered the Miami game with 997 yards, and finished with 1,093 yards after tallying 96 yards on three receptions. It is his second career 1,000-yard season. He had an NFL tight end record of 1,327 yards in 2011. Gronkowski is the first New England tight end to record two 1,000-yard seasons and the ninth NFL tight end with at least two career 1,000-yard seasons.

NFL TIGHT ENDS WITH AT LEAST TWO 1,000-YARD SEASONS

Tony Gonzalez	4
Jason Witten	4
Kellen Winslow, Sr.	3
Shannon Sharpe	3
Todd Christensen	3
Rob Gronkowski	2
Antonio Gates	2
Jimmy Graham	2
Ozzie Newsome	2

MOST TD CATCHES BY A PATS TE

MOST TD CATCHES IN A SEASON BY A PATRIOTS TE

Player	Year	Rec	Yds	Avg	Lg	TD
Rob Gronkowski	2011	90	1327	14.7	52t	17
Rob Gronkowski	2012	55	790	14.4	41	11
Rob Gronkowski	2014	76	1,093	14.4	46t	11
Rob Gronkowski	2010	42	546	13	28	10
Ben Coates	1996	62	682	11	84t	9

Gronkowski finished the 2011 season with 90 receptions, posting the 15th season with 90 or more receptions by a tight end in NFL history

SECOND TO ONE

Gronkowski finished the 2011 season with 18 overall touchdowns (17 receiving, 1 rushing), passing Curtis Martin (17 overall in 1996) for the second highest single-season total in Patriots history.

PATRIOTS RECORD BOOK / MOST TOUCHDOWNS IN A SEASON

Player	Season	TDs
Randy Moss	2007	23
Rob Gronkowski	2011	18
Curtis Martin	1996	17

FINDING A WAY TO SCORE

Rob Gronkowski has the highest touchdown per reception percentage in NFL history among players with at least 200 receptions and 50 touchdowns since the 1970 merger.

Player, Team	Rec	TD	Pct
Rob Gronkowski, New England	302	53	17.5
Gene Washington, SF/DET	334	57	17.1
Mike Quick, Philadelphia	363	61	16.8
Wesley Walker, New York Jets	438	71	16.2



PATRIOTS OFFENSIVE NOTES

SCORING EARLY AND OFTEN

Gronkowski has 54 touchdowns in 64 career games through four-plus seasons, averaging 0.844 touchdowns per game, which is good for the eighth highest touchdown per game rate in NFL history.

MOST TDS PER GAME (MIN: 50 GAMES)

Player	TDs	Games	Rate
Jim Brown	126	118	1.068
Arian Foster	64	70	0.914
LaDainian Tomlinson	162	170	0.953
Steve Van Buren	77	83	0.928
Shaun Alexander	112	123	0.911
Don Hutson	105	116	0.905
Adrian Peterson	91	104	0.875
Rob Gronkowski	54	64	0.844

ALL-PURPOSE PLAYER

In 2011, Gronkowski became the second tight end in NFL history to rush for a touchdown, catch a touchdown, record a tackle and return a kickoff in the same season. Bo Scaife was the first to accomplish the feat in 2006 with Tennessee.

FASTEST TO 40 TOUCHDOWNS

Gronkowski scored his 40th touchdown reception on a 9-yard pass from Tom Brady at Carolina on Nov. 18, 2013 in his 47th NFL game, becoming the fastest tight end to reach 40 touchdowns.

FASTEST TO 40 TOUCHDOWNS RECEIVING/ TIGHT END

Player	Games to 40 touchdown receptions
Rob Gronkowski (NE)	47 Games
Jimmy Graham (NO)	61 Games
Antonio Gates (SD)	71 Games
Jerry Smith (WAS)	76 Games
Kellen Winslow SR. (SD)	92 Games
Dallas Clark (IND)	96 Games
Tony Gonzalez (KC)	101 Games

END ZONE DOUBLE DOWN

Gronkowski's seven games with two or more touchdowns in 2011 are an NFL record for a tight end. Antonio Gates (San Diego in 2004) and Jerry Smith (Washington in 1967) each had four two-touchdown games. Gronkowski has 12 such games in his NFL career.

MOST GAMES WITH 2+ TD RECEPTIONS/SEASON

8	Randy Moss (Patriots)	2007
7	Rob Gronkowski (Patriots)	2011
7	Cris Carter (Minnesota)	1995
7	Jerry Rice (San Francisco)	1987

MOST TDS SINCE 2010

Gronkowski's 53 touchdown receptions since the start of the 2010 season are tied with Dez Bryant for most in the NFL. Gronkowski's 54 overall touchdowns are fourth since 2010, behind Arian Foster (61), Marshawn Lynch (59) and Dez Bryant (55).

MOST TOUCHDOWN RECEPTIONS SINCE 2010

Player	Touchdowns
Rob Gronkowski	53
Dez Bryant	53
Calvin Johnson	51
Jimmy Graham	50

MOST TOUCHDOWNS RECEPTIONS BY A TIGHT END SINCE 2010

Player	Touchdowns
Rob Gronkowski	53
Jimmy Graham	50
Antonio Gates	38
Vernon Davis	33
Tony Gonzalez	29
Jason Witten	29
Greg Olsen	27

GRONKOWSKI HAS 15 CAREER 100-YARD GAMES

Gronkowski registered his 15th career 100-yard game and his third of the 2014 season in the win vs. Denver (11/02/14). He has the team mark for the most 100-yard games by a tight end.

MOST 100-YARD GAMES BY A PATRIOTS TIGHT END

Player	100-Yard Games
Rob Gronkowski	15
Ben Coates	9

ALL IN THE FAMILY

Gronkowski grew up playing football against his brothers in the backyard. Two of his brothers have NFL playing experience. Dan Gronkowski, finished the 2011 season with Cleveland after spending part of the season with the Patriots. He also spent time with Detroit (2009) and Denver (2010). Chris was with San Diego in 2013 after spending 2012 with Denver, 2010 with Dallas and 2011 with Indianapolis. The Gronkowskis are among 23 different sets of three brothers to have played in the NFL and join nine other families with at least three brothers in the NFL playing at the same time.

Family	Brothers	Yr. in NFL at Same Time
Gronkowski	Rob, Dan, Chris	2010-2011
Baldinger	Brian, Gary, Rich	1986-88, 90-92
Browner	Joey, Keith, Ross	1984-87
Olsen	Merlin, Phil, Orrin	1976
Saul	Rich, Bill, Ron	1970
Richardson	Gloster, Tom, Willie	1969
Rooney	Bill, Cobb, Joe	1924-27
Kinderdine	Hobby, Shine, Walt	1924
Nesser	Al, Frank, Fred, John, Phil, Ted	1921



PATRIOTS OFFENSIVE NOTES

IN GOOD COMPANY

In 2011, Rob Gronkowski joined Dallas Clark, Jimmy Graham, Tony Gonzalez and Todd Christiansen, as the only tight ends in NFL history with 90-plus receptions, 1,000-plus yards and 10-plus touchdown receptions in a single season. Gronkowski reached 1,000 yards and 10-plus touchdowns in 2014 and has 76 receptions so far in 2014.

TIGHT ENDS WITH 90-PLUS RECEPTIONS, 1000-PLUS YARDS AND 10-PLUS TOUCHDOWNS IN A SEASON

Player	Rec.	Yards	TDs	Year
Rob Gronkowski (NE)	90	1,327	17	2011
Jimmy Graham (NO)	99	1,310	11	2011
Dallas Clark (IND)	100	1,106	10	2009
Tony Gonzalez (KC)	96	1,058	10	2008
Todd Christensen (LAR)	92	1,247	12	1983



LAFELL FINDS THE END ZONE

WR Brandon LaFell scored his first touchdown with the Patriots on a 44-yard touchdown pass from Tom Brady in the third quarter at Kansas City (9/29/14).

HITTING THE CENTURY MARK

LaFell finished the game against Kansas City (9/29) with six receptions for 119 yards for his first 100-yard day as a Patriot and the third 100-yard day of his career. He had his fourth career 100-yard day vs. Chicago (10/26), setting a career-high with 11 receptions for 124 yards.

TWICE AS NICE

WR Brandon LaFell scored two touchdowns on an 18-yard pass and a 56-yard pass in the fourth quarter at Buffalo on Oct. 12, 2014. It was his second two-touchdown game of his career. He had two touchdowns with Carolina vs. the New York Giants on Sept. 22, 2013. He added his third two-touchdown game at Green Bay on Nov. 30.

CAREER DAY FOR LAFELL

Brandon LaFell had 11 receptions for 124 yards, setting career highs in each category. LaFell's 11 topped his previous career high of seven receptions last season for Carolina when they played New England on Nov. 18, 2013. His 124 yards topped his previous career high of 119 yards, set at Kansas City on Sept. 29, 2014.

LAFELL REWRITES PERSONAL RECORD BOOK

Brandon LaFell set career high season marks in receptions, yards and touchdowns in 2014. He now has 63 receptions for 819 yards and seven touchdowns. LaFell's previous high in receptions was 49 in 2013, his previous best in yards was 677 in 2012 and his previous best in touchdowns was five in 2013.



LIKE FATHER LIKE SON

Matthew Slater is one of 10 sons of Hall of Fame members to be drafted in NFL history.

HALL OF FAME FATHERS WITH SONS DRAFTED IN THE NFL

Jackie Slater (class of 2001) – son, Matthew Slater (NE)

Bobby Bell (class of 1983) – son, Bobby Bell (NYJ)

Tony Dorsett (class of 1994) – son, Anthony Dorsett (HOU)

Bob Griese (class of 1990) – son, Brian Griese (DEN)

Russ Grimm (class of 2010) – son, Cody Grimm (TB)

Howie Long (class of 2000) – son, Chris Long (STL)

son, Kyle Long (CHI)

Bruce Matthews (class of 2007) – son, Jake Matthews (ATL)

Don Shula (class of 1997) – son, Mike Shula (TB)

Kellen Winslow (class of 1995) – son, Kellen Winslow (CLE)

ALL-STAR COMBINATION

Matthew Slater was voted to his third straight Pro Bowl in 2013. His father, Jackie Slater, went to seven Pro Bowls. The Slater family's 10 combined Pro Bowls are the second most among father-son contingents to have been voted to at least one Pro Bowl each.

MOST FATHER AND SON PRO BOWL SELECTIONS

Players	Pro Bowls
Archie (2), Peyton (13) and Eli Manning (3)	18
Jackie (7) and Matthew Slater (3)	10

SLATER'S EMERGENCE WAS SPECIAL

Bill Belichick acknowledged Matthew Slater's role as a gunner on special teams: "Matt is one of the best in the league," Belichick said. "Any time the punt return team has to double somebody, that makes it one less guy they can use somewhere else in the return. He almost always draws two guys out there unless they're in an eight-man rush. Most of the time, there's two guys out there — fourth-and-short, where they're trying to protect the box — but he draws a lot of double teams, and deservedly so. He does an outstanding job of covering punts."



PATRIOTS OFFENSIVE NOTES

ELECTED TEAM LEADER

Patriots wide receiver Matthew Slater has been named to three straight Pro Bowls (2011-13) for his special teams work, but perhaps more revealing of his value to New England is the fact that he has been elected a captain by his teammates for the fourth straight season in 2014.

The special teams ace was willing to share his advice on being a great captain with high school football players in a story published by *The Boston Globe*. "I think first and foremost, you have to be able to put others before yourself. Being a captain and leadership is about serving, and to me, that means a great deal of sacrifice – putting aside personal agendas for the greater common goal. Leadership is equated with sacrifice. I think you have to be willing to do whatever it takes for the unit to succeed. I think you need to lead by example. A lot of times, it's about what you do, not what you say."

SLATER ON BILL BELICHICK

"Guys have really bought into what we're trying to do here and believing in the goals that we've set to accomplish. We try not to acknowledge all the noise and hype surrounding ballgames. We prepare ourselves to have success by the way we work day-in and day-out on the field and in the meeting room, but it definitely starts with our leadership on this team."



FIRST NFL TD

WR Brian Tyms scored his first NFL touchdown on a 43-yard reception from Tom Brady in the win at Buffalo (10/12). He entered the game with two career receptions for 12 yards in seven games.



2011 FIRST ROUND PICK NATE SOLDER

It only took a day for Nate Solder to decide to change from his lifelong position of tight end to tackle after playing his freshman year at Colorado as a tight end. "My coaches came to me and said, 'You'd be an all right tight end, but you'd be an even better tackle,'" he told the *Boston Globe*. "I've always wanted to be great, so that's why I moved to tackle."

He added over 30 pounds after his redshirt freshman season and was named the team's starting left tackle. He played in 2,540 of 2,542 offensive plays over the next three seasons at Colorado and became an immediate contributor on the Patriots offensive line at right tackle as a rookie before moving to left tackle.



VEREEN SETS TWO RECORDS IN ONE GAME

Shane Vereen had 12 receptions for 153 yards vs. Cleveland on Dec. 8, 2013, setting a single-game franchise record for most receptions and most receiving yards by a running back.

MOST RECEIVING YARDS BY A PATRIOTS RUNNING BACK/SINGLE GAME

Player	Game	Yards
Shane Vereen	vs. Cleveland (12/08/13)	153
Dick Christy	vs. Oakland (11/04/60)	124
Joe Johnson	vs. Houston (11/25/60)	123

MOST RECEPTIONS BY A PATRIOTS RUNNING BACK/ SINGLE GAME

Player	Game	Rec.
Shane Vereen	vs. Cleveland (12/08/13)	12
Kevin Faulk	vs. Tampa Bay (09/03/00)	11
Leroy Thompson	vs. Minnesota (11/13/94)	11
Tony Collins	vs. Philadelphia (11/29/87)	11

SEVENTH NFL RUNNING BACK TO POST 150 YARDS RECEIVING IN A SINGLE GAME IN THE LAST 10 SEASONS

Player	Team	Yards
Jamaal Charles (2013)	Kansas City	195
LeVeon Bell (2014)	Pittsburgh	159
Brain Westbrook (2004)	Philadelphia	156
Jahvid Best (2010)	Detroit	154
Shane Vereen (2013)	Patriots	153
Darren Sproles (2014)	Philadelphia	152
Matt Forte (2010)	Chicago	151

RUNNING BACK RANKINGS

Vereen ranks fourth in receiving yards (421), fifth in receptions (48) and tied for sixth in receiving touchdowns (3) among NFL running backs this season.



RYAN WENDELL LEADS THE NFL IN PLAY SNAPS IN 2012

Ryan Wendell played a league-high 1,249 snaps in 2012 and it helped earn him a spot on the *USA Today* All-Joe team. Said Wendell: "I think first it says a lot about the organization, our training staff and our strength training coaches, that they do everything they can all season and all off-season and during the spring to keep us healthy throughout the whole season. I think it says more about them than it does about me individually."



PATRIOTS DEFENSIVE NOTES

CB KYLE ARRINGTON

WHAT'S IN A NUMBER?

When Arrington was first making the transition from Hofstra to the NFL in 2008, he was assigned jersey No. 42. At that point in his career, he was cut by both the Eagles and Buccaneers. When Arrington first arrived in New England as a practice squad player in 2009, he initially donned No. 27. But when No. 24 became available, a result of Jonathan Wilhite leaving in free agency after the 2010 season, Arrington pounced on it.

The reason is that it reflects how he's flipped his NFL fortunes – from a No. 42 struggling to hang on to a No. 24 who has carved out a role on a winning team. Arrington moved from 24 to 25 in an agreement with Adrian Wilson in 2013 to accommodate the veteran's desire to keep the same jersey he had worn during his 12-year NFL career.

ARRINGTON SCORES AGAIN

DB Kyle Arrington has two touchdowns in 2014. He returned a Cincinnati fumble (10/5/14) forced by Brandon Bolden on a third-quarter kickoff 9 yards for a touchdown and returned a blocked field goal 62 yards for a touchdown vs. Miami (12/14). He has four career touchdowns. He returned a blocked field goal 35 yards for a touchdown at Miami (10/4/10) and returned his first career interception 36 yards for a touchdown vs. Green Bay (12/19/10).

LB JAMIE COLLINS

JAMIE COLLINS' JOURNEY

The road to the NFL has been anything but easy for linebacker and 2013 second-round draft pick Jamie Collins. The youngest of five siblings growing up in Meadville, Miss., Collins lost both of his parents when he was six years old and was raised by one of his sisters, who was in her mid 20s.

Collins turned to football as an outlet to help him through the tough times. "It means a lot. It's my living," Collins told *The Boston Herald*. "It kept me on track." Collins' resiliency in dealing with adversity has made a lasting impact on fellow Mississippi native Stevan Ridley, who grew up 30 miles west of Meadville in Natchez, Miss., and got to know Collins through a family friend. "What I've known about him, he really has been a strong person," Ridley told the Herald. "Anybody that's gone through the things that he's gone through and can still find a way to be successful on the football field, you have to be mentally tough. That's what he's kind of done as a teammate here. He's come in here and accepted his role and did a pretty good job as a rookie."

COLLINS RECORDS FIRST INT

LB Jamie Collins intercepted a Kyle Orton pass in the win at Buffalo (10/12), marking his first regular-season interception. His first career pick came last year in the AFC Divisional Playoff vs. Indianapolis (1/11/14).

COLLINS' FIRST TWO-SACK GAME

LB Jamie Collins registered his first NFL two-sack game with a 9-yard sack in the first quarter and a 9-yard sack in the second quarter against San Diego (12/7). It was the fourth time in 2014 that a Patriots player had a multiple sack game. LB Dont'a Hightower had two sacks at Minnesota (9/14), DE Chandler Jones had two sacks at Minnesota (9/14) and DL Rob Ninkovich had three sacks at Buffalo (10/12).

DL DOMINIQUE EASLEY

EASLEY REGISTERS FIRST INT

2014 first round draft pick Dominique Easley registered his first NFL interception in the fourth quarter off QB Matt Cassel at Minnesota (09/14/14). It was his first interception since high school.

LB DONT'A HIGHTOWER

WEARING BRUSCHI'S JERSEY #54

As a first round draft pick, Dont'a Hightower is used to high expectations. Hightower went to training camp with jersey #45 but was switched to jersey #54 prior to the start of his rookie year in 2012. Former LB Tedy Bruschi wore #54 for 13 seasons.

Hightower understands the importance of the number and hopes to live up to its legacy. "I definitely feel honored to be able to wear this number," Hightower said. "I've read that Tedy didn't want it to be retired and he hoped another linebacker would come in and be able to wear this number and be able to play as well. I feel honored. Tedy was a great player, and he means a lot to this organization. I'm definitely proud to be able to wear this number."

HIGHTOWER HAS A CAREER FIRST

LB Dont'a Hightower registered his first career two-sack game at Minnesota (09/14/14).

HIGHTOWER SETS CAREER HIGH

LB Dont'a Hightower registered a 9-yard sack of Green Bay QB Aaron Rodgers in the second quarter to set a career high with 4.5 sacks in 2014. He now has 5.0 sacks for the year. His previous best was 4.0 sacks as a rookie in 2012.



PATRIOTS DEFENSIVE NOTES



FOLLOWING IN BROTHERS' FOOTSTEPS

Chandler Jones has two brothers, Arthur, a fifth-round NFL Draft selection by the Baltimore Ravens in 2010 (currently with the Indianapolis Colts), who was a Syracuse defensive tackle, and Jon "Bones" Jones, a UFC fighter and the reigning Lightweight Champion.

RACKING UP SACKS

Chandler Jones reached a career high with 11½ sacks in 2013. He had six sacks as a rookie in 2012 and has 6.0 sacks so far in 2014.

MOST SACKS IN THE FIRST THREE SEASONS/PATRIOTS HISTORY

Player	Seasons	Sacks
Garin Veris	1985-87	28.0 (10.0, 11.0, 7.0)
Andre Tippett	1982-84	27 (0, 8.5, 18.5)
Willie McGinest	1994-96	25 (4.5, 11, 9.5)
Chandler Jones	2012-14	23.5 (6.0, 11.5, 6.0)
Chris Slade	1993-95	22.5 (9.0, 9.5, 4.0)
Brent Williams	1993-95	20 (7.0, 5.0, 8.0)

JONES PILED UP SACKS IN 2013

Jones finished the 2013 season with 11½ sacks on the year. The Patriots have now had a player finish with 10 or more sacks in a season 15 times in team history.

PATRIOTS 10-PLUS SACK SEASONS

Sacks	Player	Year
12.0	Tony McGee	1977
10.0	Bobby Hamilton	1977
11.5	Tony McGee	1978
10.5	Tony McGee	1979
18.5	Andre Tippett	1984
16.5	Andre Tippett	1985
10.0	Garin Veris	1985
11.0	Garin Veris	1986
12.5	Andre Tippett	1987
11.0	Willie McGinest	1995
12.5	Mike Vrabel	2007
10.0	Tully Banta-Cain	2009
10.0	Mark Anderson	2011
10.0	Andre Carter	2011
11.5	Chandler Jones	2013

DEFENSIVE PLAYER OF THE WEEK

Chandler Jones was named AFC Defensive Player of the Week for his performance in the Patriots' 30-7 victory at Minnesota on Sept. 14, 2014. It is the first time in Jones' career that he has received an AFC Player of the Week honor. He was named AFC Defensive Player of the Month for November last season and NFL Defensive Rookie of the Month in September 2012.

Jones blocked a 48-yard field goal attempt and returned it 58 yards for a touchdown to give New England a 24-7 halftime lead at Minnesota (9/14). He also finished the game with eight total tackles and his fifth career two-sack game.

The last time the Patriots earned an AFC Defensive Player of the Week honor was Week 10 of the 2011 season when Andre Carter tied a team record with four sacks at N.Y. Jets (11/13/11).

JONES ACHIEVES TRIFECTA

DL Chandler Jones blocked a second-quarter Minnesota 48-yard field goal attempt, recovered the loose ball and returned it 58 yards for a touchdown. It is the fifth blocked field goal returned for a touchdown in Patriots history and the first returned for a touchdown since S Patrick Chung blocked a field goal attempt that was returned 35 yards for a touchdown by DB Kyle Arrington at Miami on Oct. 4, 2010. It is the second field goal block by Jones. He blocked a 39-yard attempt vs. Miami on Oct. 27, 2013. It is Jones' second career touchdown. He recovered an errant shotgun snap squibbed into the end zone at Baltimore on Dec. 22, 2013.

MULTIPLE SACKS FOR JONES

Jones finished with his fifth career two-sack game at Minnesota (09/14/14). He had three two-sack games in 2013.



THIRD TEAM'S A CHARM

Chris Jones had an early introduction to failure in the NFL. Taken behind 37 other defensive linemen in the 2013 NFL Draft, the defensive tackle was cut by two teams over a span of just 11 days. After selecting him in the sixth round with the 198th overall pick, the Houston Texans cut Jones on Aug. 31. Jones signed with the Tampa Bay Buccaneers on Sept. 1, but lasted only 10 days, as the Buccaneers released him on Sept., 10. Rather than be deterred by these early disappointments, however, Jones maintained a positive outlook when he signed with the Patriots on Sept. 11, and it has paid off in a big way. Thrust into a starting role after key injuries to the defensive line, Jones finished his rookie season with six sacks.

Jones' sudden success may have come as a surprise to some, but not to Dave Clawson, Jones' college coach at Bowling Green. Jones was part of Clawson's first recruiting class and blossomed into an All-American and two-time captain for the Falcons. "It's hard to talk about Chris without getting a little bit emotional," Clawson told the *The Boston Herald*, "because he was that special of a player and person in our program."

JONES SAVES THE DAY; EARNS AFC HONORS

Chris Jones blocked a 58-yard field goal attempt by the Jets on the final play of the game to preserve New England's 27-25 win. It was the first blocked field goal for the Patriots since Chandler Jones blocked a 48-yard try by Minnesota's Blair Walsh earlier this season. He was named AFC Special Teams Player of the Week for his performance in the victory.



PATRIOTS DEFENSIVE NOTES



DOUBLE TROUBLE: DB DEVIN McCOURTY

After being selected by the Patriots in the first round of the 2010 NFL Draft, DB Devin McCourty became part of a select group in league history. McCourty's identical twin brother, Jason, is a cornerback with Tennessee, selected in the sixth round of the 2009 NFL Draft. The two are the 12th set of twins to play in the NFL. Devin redshirted for the 2005 season and therefore was a year behind his brother in eligibility. McCourty is the second twin to suit up for the Patriots, after CB Kato Serwanga was a member of the team from 1998-2000. His twin brother, Wasswa, played for San Francisco and Minnesota from 1999-2001. According to McCourty's mother, the two can only be told apart by tiny scars on their faces left by chickenpox. The McCourty twins are one of two active sets of twins playing in the NFL.

[Current Twins Playing in the NFL](#)

Devin (NE) and Jason McCourty (TEN)

Maurkice (PIT) and Mike Pouncey (MIA)

McCOURTY GOES LONG

Devin McCourty had a 104-yard kickoff return for a touchdown vs. N.Y. Jets (10/21/12), the second longest kickoff return in team history. Ellis Hobbs has the longest in team history with a 108-yard return for a touchdown at N.Y. Jets on Sept. 9, 2007. He was named AFC Special Teams Player of the Week for his performance.

[Longest Kickoff return in Patriots History](#)

Ellis Hobbs 108TD at New York Jets (9-9-07)

Devin McCourty 104TD vs. New York Jets (10-21-12)

IN GOOD COMPANY

Devin McCourty earned Associated Press All-Pro Second Team honors at safety in 2013. He also earned Second Team All-Pro Honors as a rookie in 2010 when he played cornerback. McCourty joins Pro Football Hall of Famers Rod Woodson and Ronnie Lott as the only NFL players to earn All-Pro honors at both safety and cornerback.

McCOURTY REGISTERS CAREER LONG

DB Devin McCourty returned a first quarter interception 60 yards to the Minnesota (09/14/14) 1-yard line to set up a Patriots touchdown. It is the longest interception return of his career. He had a 50-yard return as a rookie in 2010 at Detroit (11/25) on Thanksgiving Day.



A NOSE FOR THE FOOTBALL

Ninkovich has more opponent fumble recoveries (13) over the last five seasons (2010-2014) than any other NFL player. J.J. Watt is second during that time with 11 opponent fumble recoveries.



CAREER DAY IN BUFFALO

Ninkovich finished with a three-sack game for the first time in his career in the win at Buffalo (10/12), to add to two two-sack performances vs. Miami (1/2/11) and at Carolina (11/18/13).

WHERE DID HE COME FROM?

Rob Ninkovich's journey to the Patriots was not easy. He entered the league as a fifth-round pick by the Saints in 2006 and was waived four times by New Orleans and Miami before landing in New England on Aug. 2, 2009. He spent the 2009 offseason trying to make the New Orleans team as a long snapper. Before coming to the Patriots, he had appeared in just eight games over three seasons. He doubled that total in his first year in New England, appearing in 15 games in 2009 and his role on the team has grown since, earning a starting role at linebacker in 2010 and 2011 before moving to a starting role on the defensive line in 2011.

CRAZY EIGHTS

Ninkovich raised his 2014 total to a team-high of 8.0 sacks in 2014. Ninkovich has had at least 8.0 sacks in three consecutive seasons (8.0 in 2012, 8.0 in 2013 and 8.0 in 2014), becoming the first Patriots player to have at least 8.0 sacks in three consecutive seasons since Pro Football Hall of Famer Andre Tippett achieved the feat from 1985-87 (1985, 16 1/2, 1986, 9 1/2 and 1987, 12 1/2).

NINKOVICH SCORED AS A TE IN COLLEGE

Ninkovich played some at tight end in college at Purdue and caught two touchdown passes with a 2-yard touchdown pass from Buffalo QB Kyle Orton and a 1-yard touchdown pass from former New York Giants and Indianapolis QB Curtis Painter.



PATRIOTS DEFENSIVE NOTES

CB DARRELLE REVIS

HOMETOWN PATRIOTS CONNECTION

Darrelle Revis and former Patriots CB Ty Law are close friends, having both grown up in Aliquippa, Pa., Revis considers Law a close family friend. He sees Law as somewhat of an adviser.

"Ty has been a mentor through my whole life. He's a very close friend to my family. I talk to Ty all the time – about life and football. I'm just happy he's on my side and I can bounce questions off of him and ask him certain things because he has a lot of experience. Ty's always there in my corner to help me whether it's football or life. I thank Ty for that."

LEAGUE LEADER

Darrelle Revis leads the NFL in passes defended since entering the league in 2007.

RANK	PLAYER	PD
1	Darrelle Revis	123
2	Tramon Williams	114
3	Dominique Rodgers-Cromartie	109
4	DeAngelo Hall	105
5	Jonathan Joseph	105

GAME CHANGER

Darrelle Revis has 23 career regular-season interceptions - four of which have either sealed a win or led to a game-winning score.

GAME SAVING INTERCEPTIONS

9/7/08 at Miami W 20-14

The Dolphins were driving deep into Jets territory late in the fourth quarter when Revis intercepted Miami QB Chad Pennington in the end zone with :10 left to secure the win.

12/3/09 at Buffalo W 19-13

The Bills had possession down by six points with 2:32 left when Revis picked off Bills QB Ryan Fitzpatrick on a deep pass intended for WR Terrell Owens. New York ran out the clock with four kneel downs.

9/11/11 Dallas W 27-24

With the score tied at 24 with under one minute in the fourth quarter, Revis intercepted a Tony Romo pass intended for Dez Bryant and returned the pick 20 yards into Dallas territory to set up the game-winning field goal.

11/11/13 vs. Miami W 22-19

With 1:44 remaining, Dolphins QB Ryan Tannehill threw a deep pass intended for WR Mike Wallace that was picked off by Revis in Buccaneers territory. Tampa Bay took possession and ran out the clock for the victory.

DB LOGAN RYAN AND DB DURON HARMON

CLASSMATES REUNITE IN NEW ENGLAND

Defensive backs Logan Ryan and Duron Harmon are used to working together. Ryan and Harmon began their college football careers together as members of the same recruiting class at Rutgers University and developed a close friendship during their four years in Piscataway, N.J. As fate would have it, Ryan and Harmon would begin their NFL journeys together as well when the Patriots selected the two defensive backs just eight picks apart in the third round of the 2013 NFL Draft.

Reunited once again, the former Scarlet Knights are excited and eager to make their mark, just as they did at Rutgers. "We talked before the draft and said how good it would be to play on the same team again, and for it to happen again, it's exciting and it's a blessing," Harmon told *The Boston Globe*. "It's great [we're contributing], because at the end of the day you want to play, and to contribute to a team like this, it's fun."

RYAN'S FIRST PICK FOR SIX

Ryan returned his first NFL interception 79 yards for a touchdown N.Y. Jets on Oct. 20, 2013. The last Patriots player to return their first career interception for a touchdown was Kyle Arrington in 2010. The last rookie Patriots player to return their first career interception for a touchdown was James Sanders in 2005:

PATRIOTS PLAYERS TO RETURN THEIR FIRST CAREER INT FOR A TD

Season	Player	INT TD Yds
2013	Logan Ryan	79
2010	Gary Guyton	59
2010	Kyle Arrington	36
2005	James Sanders	39
2003	Asante Samuel	55
1999	Andy Katzenmoyer	59
1996	Willie McGinest	46
1992	Chris Singleton	82
1967	John Charles	35
1963	Jim Hunt	78
1961	Don Webb	27

RYAN RETURNS... TO SCHOOL

When Logan Ryan decided to leave Rutgers and enter the NFL Draft after his redshirt junior season in 2012, he made a promise to his parents that after his rookie year, he would return to school and earn his degree.

Ryan kept his promise and graduated in the spring of 2014 with a degree in labor relations and a minor in psychology.

"I committed to Rutgers, not only as a football player, but as a student, so I was going to make sure I finished that end too," Ryan told NJ.com.

"It's a big accomplishment in my life. I held my word to my parents and stuck with it and I'm fortunate. It took a lot of work, but I was able to go back and finish and walk in graduation."



PATRIOTS DEFENSIVE NOTES

FIRST NFL SACK RESULTS IN TURNOVER

Ryan forced a fumble on his first NFL sack vs. Miami (10/27/13), a week after returning his first career interception for a touchdown. Ryan strip-sacked Ryan Tannehill, forcing a fumble recovered by Rob Ninkovich that led in to a touchdown. The play marked the second time in as many weeks that a Ryan turnover led to Patriots points.



REASONS FOR TEAM SUCCESS

Patriots Pro Bowl DL Vince Wilfork, who has served as a defensive captain for the Patriots for seven straight seasons, says the team's continued success is a result of the entire organization working towards one common goal:

"The Patriots are all about team, family and smart football players. They try to get good people here from coaches to guys who work in the front office to guys who put on this uniform. I think everybody has to have one goal in mind, and that's to be together. When you get an organization together that is seeking one goal, you can be pretty successful."

SEALED WITH A PICK

Vince Wilfork notched his third career interception (second vs. Oakland on Sept. 21) when he snared a pass that had been deflected in the final minute of the game. The play came with the Raiders having gained a first-and-goal and with Oakland trailing by seven points. Wilfork's last interception was also against Oakland, coming in a 31-19 New England victory in Oakland on Oct. 2, 2011.

THIRD TIME'S A CHARM

Vince Wilfork became the franchise's all-time leader in interceptions by a defensive lineman following his INT vs. Oakland. Wilfork became the first Patriots defensive lineman to have three interceptions.

PATRIOTS RECORD BOOK / MOST INTERCEPTIONS BY A DEFENSIVE LINEMAN

Player	Yrs	Int	Yds
Vince Wilfork	2004-2014	3	48
Anthony Pleasant	2001-2003	2	0
Richard Seymour	2001-2008	2	6
Henry Thomas	1997-2000	2	40






PATRIOTS SPECIAL TEAMS NOTES

K STEPHEN GOSTKOWSKI

FRANCHISE SCORING LEADER

K Stephen Gostkowski became the Patriots all-time leader in points, passing Adam Vinatieri (1,158). Gostkowski entered the game needing five points to take the lead and reached the milestone on a 35-yard field goal in the third quarter. Gostkowski finished the game with a franchise-record 1,165 career points.

Player	Points
Stephen Gostkowski	1,165
Adam Vinatieri	1,158
Gino Cappelletti	1,140



NFL POINTS LEADER IN 2013

Stephen Gostkowski finished first in the NFL in 2013 with 158 total points, a single-season career-high and a Patriots team record. His previous best was 153 points in 2012. Gostkowski surpassed the 155 total points scored by Gino Cappelletti in 1964. He has 142 points in 2014 and is on pace to finish with 162 total points.

Patriots Record for Most Points in a Season

158	Stephen Gostkowski, 2013
155	Gino Cappelletti, 1964 (includes 7 TDs)
153	Stephen Gostkowski, 2012
148	Stephen Gostkowski, 2008
147	Gino Cappelletti, 1961
143	Stephen Gostkowski, 2011

NFL Record for Most Points by a Kicker

166	David Akers (SF) in 2011
164	Gary Anderson (MIN) in 1998
163	Jeff Wilkins (STL) in 2003
161	Mark Moseley (WAS) in 1983
158	Stephen Gostkowski (NE) in 2013
157	Mike Vanderjagt (Indianapolis) in 2003
153	Stephen Gostkowski (NE) in 2012

THREE-TIME LEAGUE LEADER

Gostkowski led the NFL with 158 total points in 2013, 153 points in 2012 and 148 points in 2008. He is one of six players to lead the NFL in scoring for at least three seasons. He enters this week first in the NFL with 142 points in 2014.

NFL Record for Most Seasons Leading the League in Scoring

5	Don Hutson Green Bay (1940-44)
5	Gino Cappelletti Patriots (1961, 1963-66)
3	Stephen Gostkowski (2008, 2012, 2013)
3	Earl Clark, Portsmouth (1932), Detroit (1935-36)
3	Pat Harder, Chicago Cardinals (1947-49)
3	Paul Hornung, Green Bay (1959-61)

GOSTKOWSKI BREAKS HIS OWN TEAM RECORD

Gostkowski tied for the NFL lead with Baltimore's Justin Tucker with 38 field goals in 2013, breaking his own franchise record for most field goals in a season. He originally set the franchise record with 36 field goals in 2008. Gostkowski is second in the NFL to Buffalo's Dan Carpenter (32) with 31 field goals in 2014.

MOST FIELD GOALS MADE IN A SEASON/PATRIOTS

Player	Field Goals	Year
Stephen Gostkowski	38	2013
Stephen Gostkowski	36	2008
Tony Franklin	32	1986
Stephen Gostkowski	31	2014
Adam Vinatieri	31	2004
Adam Vinatieri	31	1998

ON THE MARK IN 2013

Gostkowski made 38-of-41 field goal attempts for a 92.7 field goal percentage in 2013, the second-best percentage for a single season in team history. Gostkowski is 31-of-33 in 2014 for a 93.9 percentage, which would tie the team mark.

PATRIOTS BEST FIELD GOAL PCT./SEASON

(Minimum 30 Attempts)				
Player	Years	FGM	FGA	Pct.
Adam Vinatieri	2004	31	33	.939
Stephen Gostkowski	2013	38	41	.927
Stephen Gostkowski	2008	36	40	.900
Adam Vinatieri	2002	27	30	.900

FIFTH-MOST FGs IN A SEASON

MOST FIELD GOALS MADE IN A SEASON/NFL

Player	Field Goals	Year
David Akers (San Francisco)	44	2011
Neil Rackers (Arizona)	40	2005
Olindo Mare (Miami)	39	1999
Jeff Wilkins (St. Louis)	39	2003
Stephen Gostkowski (Patriots)	38	2013
Justin Tucker (Baltimore)	38	2013

EVEN STEPHEN

Since joining the Patriots as a fourth-round draft choice in 2006, Gostkowski has connected on 86.6 percent of his regular-season field goal attempts, the best field goal percentage in Patriots history.

PATRIOTS ALL-TIME LEADERS / FIELD GOAL PCT.

(Minimum 50 Attempts)				
Player	Years	FGM	FGA	Pct.
Stephen Gostkowski	2006-14	239	276	.866
Adam Vinatieri	1996-05	263	321	.819
Matt Bahr	1993-95	55	72	.764

ALL-TIME SCORING LEADER

Gostkowski became the Patriots all-time leader in points, passing Adam Vinatieri in the win vs. Miami (12/7). He now has 1,165 career points.

MOST POINTS/ PATRIOTS HISTORY

Player	Points
Stephen Gostkowski (2006-14)	1,165
Adam Vinatieri (1996-05)	1,158
Gino Cappelletti (1960-70)	1,130
John Smith (1974-83)	692



PATRIOTS SPECIAL TEAMS NOTES

1,000-POINT BENCHMARK

Stephen Gostkowski (1,165) reached the 1,000 point mark in only his 119th career game. He is the only kicker in NFL history to reach 1,000 career points in less than 120 career games played.

KICKERS TO REACH 1,000 POINTS IN FEWEST GAMES:

Player	Points	Games
Stephen Gostkowski	1,009	119
Mike Vanderjagt	1,004	126
Jason Elam	1,003	132
Ryan Longwell	1,002	136
Jan Stenerud	1,002	136

ON THE MARK

Stephen Gostkowski's 86.6 field goal percentage is the third-best among NFL kickers all-time.

Player	Years	FGM	FGA	Pct.
Dan Bailey	2011-14	111	123	90.2
Steven Hauschka	2008-14	127	146	87.0
Stephen Gostkowski	2006-14	239	276	86.6
Mike Vanderjagt	1998-06	230	266	86.5
Nate Kaeding	2004-12	181	210	86.2
Rob Bironas	2005-13	239	279	85.7
Robbie Gould	2005-14	243	284	85.6
Shayne Graham	2001-14	266	311	85.5
Connor Bath	2008-14	112	131	85.5
Matt Bryant	2002-14	282	331	85.2

MOST 50-YARD FIELD GOALS IN TEAM HISTORY

Gostkowski is 13-of-17 from 50 yards or more as a member of the Patriots and has the most 50-yard field goals in New England history.

PATRIOTS RECORD FOR MOST 50 YARD FIELD GOALS

Player	Years	FGM	FGA	Pct.
Stephen Gostkowski	2006-14	13	17	76.5
Adam Vinatieri	1996-2005	8	17	47.1
Tony Franklin	1984-87	3	6	50.0

TWO FROM 50-PLUS

Gostkowski drilled a 51-yard field goal and a 53-yarder vs. Arizona (9/16/12) and connected on two 53-yard field goals at Houston on (12/1/13). He is the first Patriots player to have two 50-yard field goals in the same game.

GOSTKOWSKI KICKS CAREER-LONG FG

Gostkowski connected on a career-long 54-yard field goal vs. New Orleans (10/13/13). His previous long was a 53-yard field goal, which he has done six times – at Buffalo (10/12/14), vs. Tampa Bay (9/22/13), vs. Arizona (9/16/12), at Denver (10/11/09) and twice at Houston (12/01/13).

MOST 50-YARD FGs IN A SEASON

Gostkowski was 5-of-6 on 50 yard field goals in 2013, the most by a Patriots player in a single season. Matt Bahr (2 in 1995), Greg Davis (2 in 1989), Tony Franklin (2 in 1985), Adam Vinatieri (2 in 1998) and Gostkowski (2 in 2009 and 2012) had two in a season. The NFL record for most successful 50-yard field goals in a season is 10 by Blair Walsh in 2012 with Minnesota.

200 FIELD GOAL PLATEAU

Stephen Gostkowski's 50-yard field goal in the fourth quarter vs. Cleveland (12/8/13) was his 200th field goal for the Patriots, joining Adam Vinatieri (262) as the only players in Patriots history with 200 or more field goals. Gostkowski now has 239 career field goals.

AFC SPECIAL TEAMS PLAYER OF THE MONTH

Gostkowski was named AFC Special Teams Player of the Month for October by the National Football League in 2013. It is the second time in his career that he has received the AFC Special Teams Player of the Month honor, including October 2008. Gostkowski was a perfect 9-of-9 on field goal attempts in the month of October, including a career-long of 54 yarder in the 30-27 win vs. New Orleans (10/13/13). He totaled 36 of the Patriots' 90 points for the month.

GOSTKOWSKI EXTENDS TEAM MARK

Gostkowski has now scored at least one point in 121 games, a franchise record. He broke a tie with Adam Vinatieri and John Smith for the all-time lead with 102 consecutive games scoring in the win vs. Denver on Nov. 24, 2013.

Patriots Record for Most Consecutive Games Scored

121	Stephen Gostkowski (12/17/06-present)
101	Adam Vinatieri (11/24/96-12/29/02)
101	John Smith (09/28/75-10/02/80)

GOSTKOWSKI GAME WINNERS

Gostkowski has four career regular-season game-winning kicks and one in the playoffs.

GOSTKOWSKI'S CAREER GAME-WINNING FIELD GOALS

TIME LEFT	DISTANCE	FINAL SCORE	OPP	DATE
3:12 4th	53	34-31	HOU	12/01/2013
1:56, OT	31	34-31	DEN	11/24/2013
0:05, 4th	35	23-21	BUF	09/08/2013
1:56, OT	35	23-20	BAL	10/17/2010
1:10, 4th	31	24-21	SD	01/14/2007*

*Postseason

KICKING A CAREER HIGH

Stephen Gostkowski made five field goals vs. Cincinnati (10/5/14), setting a new career high for most field goals in a game. His previous career high was four field goals, achieved on Sept. 16, 2012, vs. Arizona. Gostkowski's five field goals tie the second highest single-game total in Patriots history, trailing only Gino Cappelletti's six successful field goals on Oct. 4, 1964. The last time a Patriots player had five field goals in a game was on Nov. 14, 2004, when Adam Vinatieri had five field goals vs. Buffalo.

CONSECUTIVE EXTRA POINTS

Stephen Gostkowski is second in NFL history for most consecutive extra points made.

Most Consecutive [Kicking] Points After Touchdown

422	Matt Stover, Baltimore, 1996-2008; Indianapolis, 2009
409	Stephen Gostkowski, New England, 2006-present
371	Jason Elam, Denver, 1993-2002
371	Jeff Wilkins, St. Louis, 1999-2007
359	Jay Feely, Atlanta, 2002-04; N.Y. Giants, 2005-06; Miami, 2007; N.Y. Jets, 2008-09; Arizona, 2010-2013



PATRIOTS REFERENCE NOTES

IN A RUSH FOR THE END ZONE

Since 2003, the Patriots are one of only three teams (San Diego and Kansas City) to average more than one rushing touchdown per game, with 210 scores in 190 games.

RUSHING TOUCHDOWNS SINCE 2003 (REGULAR SEASON)

New England	210
San Diego	195
Kansas City	191
Minnesota	184
Philadelphia	179
N.Y. Giants	177
Carolina	174

ANNUAL ACHIEVEMENT

The Patriots won more than half of their games for the 14th straight year after improving to a 9-2 record with the win vs. Detroit on Nov. 23. They are the first team to win more than half of their games in 14 straight seasons since free agency began in 1993.

MOST CONSECUTIVE WINNING SEASONS (since 1970 merger)

San Francisco (1983-98)	16
Dallas (1970-85)	16
New England (2001-14)	14
Oakland (1970-80)	11

MOST CONSECUTIVE WINNING SEASONS ALL-TIME

Dallas (1966-85)	20
San Francisco (1983-98)	16
Oakland (1965-80)	16
Chicago (1930-44)	15
New England (2001-14)	14
Green Bay (1934-47)	14
Cleveland (1957-69)	13

TO THE NINES

The Patriots are the only team in the NFL to have recorded nine or more wins in each of the last 14 seasons.

MOST SEASONS OF 9+ WINS SINCE 2001

New England	14
Indianapolis	12
Green Bay	10
Philadelphia	10
Baltimore	10
Pittsburgh	10

PATRIOTS WIN 10 AGAIN IN 2014

New England has reached at least 10 regular-season wins for 12 consecutive seasons, joining San Francisco (16) as the only teams to accomplish the feat.

Team	Years	Consecutive Seasons with 10+ Wins
San Francisco	1983-1998	16
New England	2003-present	12
Indianapolis	2002-2010	9

FORCING THE ISSUE

The Patriots lead the NFL with a +168 turnover margin since the 1994 season.

NFL TURNOVER MARGIN SINCE 1994

Rank	Team	Turnover Margin
1.	New England	+168
2.	Kansas City	+91
3.	Green Bay	+89

WHAT'S THE POINT?

During the past 15 seasons, the Patriots defense has always ranked higher in points allowed than in yards allowed except for 2007, when both ranked fourth.

	<u>Avg. Points Allowed</u>	<u>Avg. Yds Allowed</u>
2014	20.0 (8)	352.2 (17)
2013	21.1 (10)	373.1 (26)
2012	20.7 (9t)	373.3 (25)
2011	21.4 (15)	411.1 (31)
2010	19.6 (8)	365.5 (25)
2009	17.8 (5)	320.2 (11)
2008	19.3 (8)	309.0 (10)
2007	17.1 (4)	288.3 (4)
2006	14.8 (2)	294.4 (6)
2005	21.1 (17)	330.2 (26)
2004	16.3 (2t)	310.6 (9)
2003	14.9 (1)	291.6 (7)
2002	21.6 (17)	336.1 (23)
2001	17.0 (6)	334.5 (24)
2000	21.1 (17)	334.6 (20)

NFL'S ROAD WARRIORS

Since the start of the 2000 season, the Patriots have the best regular-season road record.

TEAM	RECORD	PCT.
New England	77-42	.647
Philadelphia	73-44-1	.623
Indianapolis	72-46	.610
Pittsburgh	69-51	.575

DIVISIONAL DOMINANCE I

The Patriots have the highest winning percentage vs. division opponents from November until the end of the season since 2002.

Team	W	L	T	Pct.
New England	33	8	0	.804
Indianapolis	35	10	0	.778
San Diego	32	12	0	.727
Green Bay	34	13	1	.719
Pittsburgh	35	15	0	.694



PATRIOTS REFERENCE NOTES

DIVISIONAL DOMINANCE II

The New England Patriots own a 66-18 (.786) record in regular season AFC East games since the beginning of the 2001 season, compiling the best intra-division record of any team in the NFL.

NFL'S TOP DIVISIONAL RECORDS SINCE 2001

Team	W	L	T	Pct.
New England Patriots	66	18	0	.786
Indianapolis Colts	62	23	0	.729
Green Bay Packers	60	24	1	.712
Pittsburgh Steelers	60	27	0	.690

AFC EAST DIVISIONAL RECORDS SINCE 2001

Team	W	L	T	Pct.	Div. Titles	Years
New England	66	18	0	.786	12	2001, 03-07, 09-14
New York Jets	39	45	0	.464	1	2002
Miami	36	49	0	.424	1	2008
Buffalo	29	56	0	.341	0	—

NOTES: The Indianapolis Colts were members of the AFC East in 2001 and compiled a 3-5 divisional record that season. In 2002, the Patriots and Jets both finished with a 9-7 overall record and a 4-2 divisional record, but the Jets claimed the division title by virtue of having a better record against common opponents. In 2008, the Patriots and Dolphins both finished with an 11-5 overall record and a 4-2 divisional record, but Miami qualified for the playoffs due to a better conference record (8-4 to 7-5).

STRONG IN THE SECOND HALF

Since 2001, the Patriots have done a remarkable job of finishing the season strong, compiling an NFL-best 82-21 (.796) record in games on or after Thanksgiving.

PATRIOTS BEFORE AND AFTER THANKSGIVING SINCE 2001

Season	Pre-Thanksgiving	Post-Thanksgiving	Overall
2001	5-5 (.500)	9-0 (1.000)	14-5*
2002	6-5 (.545)	3-2 (.600)^	9-7
2003	9-2 (.818)	8-0 (1.000)	17-2*
2004	9-1 (.900)	8-1 (.889)	17-2*
2005	6-4 (.600)	5-3 (.625)	11-7*
2006	7-3 (.700)	7-2 (.777)	14-5*
2007	10-0 (1.000)	8-1 (.889)	18-1*
2008	7-4 (.636)	4-1 (.800)	11-5
2009	7-3 (.700)	3-4 (.429)	10-7*
2010	8-2 (.800)	6-1 (.857)^	14-3*
2011	7-3 (.700)	8-1 (.889)	15-4*
2012	7-3 (.700)	6-2 (.750)^	13-5*
2013	8-3 (.727)	5-2 (.833)	13-5*
2014	9-2 (.818)	2-1 (.667)	???
Totals	105-40 (.724)	82-21 (.796)	176-59

*-Includes playoffs ^Includes games played on Thanksgiving

BEST RECORDS IN GAMES PLAYED ON OR AFTER THANKSGIVING SINCE 2001

(Includes regular-season and playoff games)

Team	W	L	T	Pct.
New England	82	21	0	.796
Pittsburgh	65	31	0	.677
San Diego	54	33	0	.621
Green Bay	59	36	0	.621
Philadelphia	58	37	0	.598

NFL'S BEST AT HOME

Since their state-of-the-art facility opened at the beginning of the 2002 season, the Patriots own the NFL's best record at home overall. The Patriots own an overall record of 88-15 (.854) at Gillette Stadium in regular season games and a 99-18 (.846) record including playoffs.

BEST HOME RECORDS SINCE 2002 (including playoffs)

Team	W	L	T	Pct.
New England	99	18	0	.846
Indianapolis	85	29	0	.746
Baltimore	80	27	0	.748
Seattle	79	32	0	.712
Pittsburgh	78	31	1	.716
Green Bay	76	34	1	.689
Denver	73	36	0	.670
San Diego	70	39	0	.642
Philadelphia	67	46	0	.593

SHARP AT GILLETTE

The Patriots concluded a 20-game home winning streak with a 24-20 loss to the New York Giants on Nov. 6, 2011. It was the longest home win streak in team history. The Patriots own an overall record of 88-15 (.854) at Gillette Stadium in regular season games. The NFL record for most consecutive home victories is 27, achieved by Miami from 1971-74.

HIGHEST HOME WINNING PCT. SINCE 1970 (MINIMUM 25 GAMES):

Team	Stadium	W-L-T	WIN PCT.
New England	Gillette Stadium	88-15-0	.854
Miami	Orange Bowl	101-22-1	.819
Minnesota	Metropolitan Stadium	64-23-1	.733
LA Rams	Memorial Coliseum	53-20-2	.726
Pittsburgh	Heinz Field	79-30-1	.723

LONGEST HOME WINNING STREAK/PATRIOTS HISTORY (REG. SEASON)

Streak	First Win	Last Win
20	Dec. 12, 2008	Oct. 16, 2011
18	Dec. 29, 2002	Sept. 8, 2005
16	Dec. 30, 2012	Present
12	Nov. 26, 2006	Sept. 7, 2008
10	Sept. 18, 1976	Oct. 30, 1977



PATRIOTS REFERENCE NOTES

TOP 10 OFFENSE IN 2013

The Patriots offense finished seventh in the NFL with 384.5 yards per game in 2013. The Patriots offense has finished in the top 10 for seven straight seasons. Since the 1970 merger, the Patriots offense has finished in the top 10 a total of 17 times, including eight times under Bill Belichick.

Year	Rank
2014	8 (382.6)
2013	7 (384.5)
2012	1 (427.9)
2011	2 (428.0)
2010	8 (363.8)
2009	3 (397.3)
2008	5 (365.4)
2007	1 (411.3)

TOP OFFENSE

The Patriots have finished in the top-10 in offense for seven straight seasons (2007-13), second only to the eight straight by New Orleans (2006-13). The last team to finish in the top-10 for nine straight seasons was Indianapolis (1999-2007).

The NFL record for the most consecutive seasons finishing in the top-10 in offense since the merger in 1970 is the San Francisco 49ers with 15 (1982-96).

MODEL OF CONSISTENCY

The Patriots have 29 winning seasons since the 1970 merger.

MOST WINNING SEASONS SINCE THE 1970 MERGER

1. Pittsburgh	32
2. Dallas	30
3. New England	29
3. Miami	29
5. Minnesota	27
5. Denver	27
7. San Francisco	26

PATRIOTS REACH 6,000 TOTAL YARDS

The Patriots finished seventh in the NFL with 6,152 total yards in 2013. It is the fifth time in team history and third straight season that the Patriots reached 6,000 yards in a season. The Patriots offense has 5,357 yards in 2014 and need need 643 yards in the their final twp games to reach 6,000.

Patriots Most Total Net Yards/Season

6,848 in 2011
6,846 in 2012
6,580 in 2007
6,357 in 2009
6,152 in 2013

A COMEBACK FOR THE AGES

The Patriots came back from a 24-point deficit to defeat the Broncos, 34-31, in overtime in a Sunday Night Football matchup on Nov. 24, 2013, marking the largest comeback win in team history, after trailing 24-0 at halftime.

New England's previous best comeback win was from a 23-0 deficit to win, 38-23, vs. Seattle (9/16/84). The Patriots also came back from 22 points down to win at the New York Giants, 23-22 (12/21/96). The Patriots have come from 21 points down to win four times, most recently vs. Buffalo (1/1/12).

PATRIOTS





PATRIOTS

In The Playoffs

PATRIOTS CLINCH PLAYOFF SPOT FOR 16th TIME IN KRAFT'S 21 YEARS OF OWNERSHIP

New England has qualified for the playoffs 22 times in its 55-year history. The Patriots have earned 16 of those playoff berths in the 21 seasons since Robert Kraft purchased the team in 1994. New England has won 14 AFC East crowns under Kraft's leadership. The franchise has 17 division crowns overall (16 AFC East crowns) and has qualified as a Wild Card team on four occasions (1998, 1994, 1985 and 1976). The Patriots also qualified for the playoffs in 1982 as part of a 16-team tournament following a players' strike.



PATRIOTS PLAYOFF TRENDS

Patriots Playoff Trends (Since NFL Merger in 1970)

All Time (24-17)

vs. AFC	21-13
vs. NFC	3-4
Home	15-4
Away	6-9
Leading at Halftime	19-4
Trailing at Halftime	3-11
Tied at Halftime	2-2
Leading After 3 Quarters	19-4
Tied After 3 Quarters	2-0
Trailing After 3 Quarters	3-13
Decided by 7 Points or Less	9-8
Decided By 3 Points or Less	7-3
When Scoring First	18-7
When Not Scoring First	6-10
Positive Turnover Ratio	17-1
Even Turnover Ratio	3-4
Negative Turnover Ratio	4-12
Winning or Even Penalty Ratio	19-2
Losing Penalty Ratio	5-15
With a 100-Yard Rusher	8-0
Without a 100-Yard Rusher	16-17
With a 100-Yard Receiver	10-5
Without a 100-Yard Receiver	14-12
When Allowing a 100-Yard Rusher	2-5
When Not Allowing a 100-Yard Rusher	22-12
When Allowing a 100-Yard Receiver	6-8
When Not Allowing a 100-Yard Receiver	18-9
With a 300-Yard Passer	4-2
Without a 300-Yard Passer	20-15
Allowing a 300-Yard (net) Passer	6-2
Not Allowing a 300-Yard (net) Passer	18-15

ANNUAL ACHIEVEMENTS

The Patriots won more than half of their games for the 14th straight year after improving to a 9-2 record with the win vs. Detroit on Nov. 23. They are the first team to win more than half of their games in 14 straight seasons since free agency began in 1993.

The Patriots are the third team to win more than half of their games in 14 straight seasons since the 1970 AFL-NFL merger, joining the 49ers (16 straight from 1983-1998) and the Cowboys (16 straight from 1970-85).

The Patriots have now won nine or more games in 18 of the 21 seasons Robert Kraft has owned the team.

MOST CONSECUTIVE WINNING SEASONS (Since 1970 merger)

San Francisco 49ers (1983-98)	16
Dallas (1970-85)	16
New England (2001-14)	14
Oakland (1970-80)	11

MOST 9-WIN SEASONS SINCE 2001

The Patriots are the only team in the NFL to have recorded nine or more wins in each of the last 14 seasons.

MOST SEASONS OF 9+ WINS SINCE 2001

New England	14
Indianapolis	12
Green Bay	10
Philadelphia	10
Baltimore	10
Pittsburgh	10

PATRIOTS WIN 10+ FOR THE 12th STRAIGHT YEAR

New England reached at least 10 regular-season wins for the 12th consecutive season in 2014. San Francisco (16) is the only other team to accomplish the feat.

MOST SEASONS OF 10+ WINS SINCE 1970

Team	Years	Consecutive Seasons With 10+ Wins
San Francisco	1983-1998	16
New England	2003-14	12

PATRIOTS NEAR THE TOP WITH 29 WINNING SEASONS SINCE THE NFL MERGER

The Patriots have 29 winning seasons since the 1970 merger.

MOST WINNING SEASONS THE 1970 MERGER

Pittsburgh	32
Dallas	30
New England	29
Miami	29
Minnesota	27
Denver	27
San Francisco	26

PATRIOTS EARN THE TWO SEED IN AFC

With the New England Patriots' 34-20 victory over Buffalo (12/29/13) in the 2013 season finale, the Patriots earned the number two seed in the AFC playoff field. The Patriots have advanced to the Super Bowl in four of the six seasons (1978, 1996, 2001, 2004, 2011 and 2013) that they have earned the two seed, winning in two (2001 and 2004) of those three appearances.

NFL MARK FOR MOST FIRST-ROUND BYES

The Patriots earned a first-round bye in the 2013 NFL playoffs and lead the NFL with nine first-round byes since the current NFL playoff format was instituted in 1990. The Patriots earned a first-round bye for the fourth consecutive season, becoming the third NFL team to record four straight byes and the first AFC team to do so, joining Dallas and San Francisco, who did so from 1992 through 1995.

MOST SEASONS EARNING A BYE SINCE 12-TEAM PLAYOFF FORMAT IN 1990

New England	9
Pittsburgh	8
San Francisco	8
Denver	6

PATRIOTS EARNED ANOTHER BYE

The Patriots secured a first round playoff bye for the eighth time since 2001—a quantity unmatched by any team in the NFL in the last 13 years. During that time, the Chicago Bears and Pittsburgh Steelers have locked up a bye four times and the Indianapolis Colts and Philadelphia Eagles have earned a first-round pass three times.

MOST SEASONS EARNING A BYE SINCE 2001

New England	8
Chicago	4
Pittsburgh	4
Atlanta	3
Indianapolis	3
Philadelphia	3



PATRIOTS FOOTBALL Network

The **Patriots Football Network (PFN)** is the full portfolio of media offerings from the three-time Super Bowl Champion New England Patriots. PFN provides Patriots content produced both in-house and with media partners spanning print, television, radio and the Internet.

PATRIOTS ALL ACCESS

The Emmy-Award winning "Patriots All Access" airs weekly throughout the season on WBZ, Channel 4 in Boston and regional affiliates. Patriots All Access features exclusive, behind-the-scenes access and in-depth weekly features on Patriots players and personnel. Hosted by WBZ's Steve Burton, the show features weekly sit-downs with Coach Bill Belichick, including the popular "Belestrator" segment where the coach breaks down upcoming opponents.

Patriots All-Access airs Fridays from 7:00 - 8:00 p.m. on **WBZ-TV** and Sunday from 9:00 a.m. - 10:00 a.m. on **TV 38 - Boston, MA; WWLP in Springfield, MA; WCAX in Burlington, VT; WVII in Bangor, ME; WMTW in Portland, ME; WCTX in Hartford, CT and WPRI in Providence, RI.**

Check your local listings for airtime.



TOTALLY PATRIOTS



Totally Patriots is a unique, one of a kind Patriots show aimed for the next generation of Patriots fans. This weekly, youth oriented football show allows school aged fans unprecedented access to their favorite players, enabling them to ask questions in a relaxed, informal setting. It airs on TV-38 on Saturday at morning 10 a.m.

PATRIOTS TODAY AND PATRIOTS THIS WEEK

PATRIOTS TODAY: Available daily at Patriots.com.

PATRIOTS THIS WEEK: Saturdays 10:30 p.m. on Comcast Sports Net.

Patriots Today gives fans a daily, in-depth look at the club that is unmatched by any other outlet. Hosted by Jackie Brittain with daily reports from Brian Lowe and twice-weekly analysis from PFW's Paul Perillo. Patriots Today produces multiple segments each day during the season, with upwards of 45 minutes of up-to-the minute Patriots news, information and analysis throughout the day. Patriots Today is the only place fans can watch complete broadcasts of full-length press conferences on a daily basis, plus daily locker room uncut segments. Every Saturday at 10:30 p.m. on Comcast Sports Net, Scott Zolak will bring you *Patriots This Week*, providing a thorough recap of each week's developments.

PATRIOTS.COM

NEWS

Patriots.com features daily updates and exclusive content from the writers of Patriots Football Weekly, offering everything from breaking news to player features and the popular "Ask PFW" postings.

VIDEO

The first professional sports team website to offer streaming video provides Patriots fans with a variety of exclusive video content. Visitors can choose their channel and watch exclusive video from news to cheerleaders. Patriots.com also features video of every Patriots press conference, including postgame press conferences and Coach Belichick's weekday media updates.

AUDIO

Patriots Web Radio programming is available exclusively on Patriots.com beginning at noon each day, Monday through Friday. Kicking off the programming lineup is PFW In Progress, a daily online program that features candid commentary from the writers of Patriots Football Weekly. Following PFW In Progress is Patriots Playbook, hosted by John Rooke, featuring items from around the NFL. Fantasy Football Champs and Football Nation round out the Patriots.com radio lineup. Patriots.com also offers streaming audio of every Patriots press conference, as well as archives of Patriots.com Radio shows and exclusive podcasts.

WEEI

WEEI Sports Radio broadcasts Patriots Monday each week, offering fans unique insight and analysis from Coach Belichick and Tom Brady in addition to other Patriots players. WEEI will broadcast Patriots Monday live from Gillette Stadium each Monday, kicking off with Dennis & Callahan at 6:00 a.m.

PATRIOTS FRIDAY ON WAAF

WAAF broadcasts Patriots Friday each week, offering fans a look ahead at the weekend's game, match ups and rivalries. Various Patriots players will be featured on air. WAAF will broadcast Patriots Fridays each week throughout the season with Greg Hill from the Hill-Man Morning Radio Show.

98.5 THE SPORTS HUB PATRIOTS RADIO NETWORK

A new era in Patriots Radio history began in 2009, with the move of the game broadcasts to 98.5 FM, Boston's Sports Hub. The transition to Boston's new all-sports radio station insures that Patriots fans will continue to hear every kick, block and tackle in stereo, and without static, in crystal-clear FM quality. Fans all over New England will be able to listen in to any of 37 stations on the Safety Insurance 98.5 The Sports Hub Patriots Radio Network, starting with Patriots Preview three hours before kickoff, and capped off with Patriots Postgame for three hours after the final gun.



FLAGSHIP STATION

Massachusetts
WBZ-FM...Boston 98.5 FM
WAQY...Springfield 102.1 FM
WBEC...Pittsfield 1420 AM
WPKZ...Fitchburg 1280 AM
WNAW...North Adams 1230 AM
WBSM...New Bedford 1420 AM
WPVQ...Greenfield 95.3 FM
WSAR...Fall River 1480 AM
WVFX...Worcester 100.1 FM
WXTK...Hyannis 95.1 FM
WMRC...Milford 1490 AM

Maine

WBLM...Portland 102.9 FM
WEBB...Augusta 98.5 FM
WEZQ...Bangor 92.9 FM
WEGP...Presque Isle 1390 AM

Connecticut

WTIC...Hartford 1080 AM
WINY...Putnam 1350 AM
WMOS...New London 102.3 FM
WGCH...Greenwich 1490 AM
WINE...Brookfield 940 AM

New Hampshire

WFNQ...Nashua 106.3 FM
WPKQ...North Conway 103.7 FM
WSAK...Hampton 102.1 FM
WSHK...Portsmouth/Dover 105.3 FM
WNNH...Concord 99.1 FM
WLNH...Laconia 98.3 FM
WEMJ...Laconia 1490 AM
WING...Keene 98.7 FM
WXXX...Lebanon 100.5 FM

Vermont

WCPV...Burlington 101.3 FM
WDVT...Rutland 94.5 FM
WIKI...Newport 1490 AM
WKVT...Brattleboro 92.7 FM
WRFK...Barre/Montpelier 107.1 FM
WSTJ...St. Johnsbury 1340 AM

Rhode Island

WPRD...Providence 630 AM
WEAN...Providence 99.7 FM

New York

WUSP...Utica 95.5 FM
WUSP...Utica 1550 AM
WRCK...Utica 1480 AM
WPUT...Brewster 1510 AM



PATRIOTS

KEY CONTRIBUTORS

OFFENSE

QB TOM BRADY

Brady passed Dan Marino for third in NFL history with his 64th 300-yard game in the win at San Diego (12/7) ... Passed for 333 yards and four touchdowns in the win vs. Denver (11/2) ... Earned AFC Offensive Player of the Week honors after completing 30-of-35 passes for 354 yards and a season-high five touchdowns in the win vs. Chicago (10/26) ... His 85.7% completion rate was the second highest in franchise history and his five touchdown passes were his most since 2009 ... He became just the sixth player in NFL history to eclipse 50,000 career passing yards in the win vs. Cincinnati (10/5) ... He has thrown a touchdown pass in each of the first 13 games of the season and now has 389 for his career.

BEST WINNING PERCENTAGES OF ACTIVE NFL QUARTERBACKS

Rank	Player	W-L	Pct.
1	Tom Brady	159-46	.776
2	Russell Wilson	34-12	.739
3	Peyton Manning	178-76	.701
4	Andrew Luck	32-14	.696
5	Ben Roethlisberger	104-52	.667

OL NATE SOLDER

Solder started the first 14 games of the season at left tackle ... Part of an offensive line that is tied for third in the NFL with 18 sacks allowed.



OL SEBASTIAN VOLLMER

Vollmer constitutes the right side of New England's 6-8 tackle bookends (along with LT Nate Solder) and has started at right tackle in the first 14 games of the 2014 season.

OL DAN CONNOLLY

Connolly has been one of the most versatile Patriots over the past six seasons, having started at center and both guard positions ... He has started 13 of 14 games this season - three at center and 10 at left guard.

OL BRYAN STORK

Stork has started nine games at center, and with his start at Kansas City (9/29), he became the first Patriots rookie to start at center since Dan Koppen in 2003.

OL RYAN WENDELL

Wendell has started the past nine games - two at center and seven at right guard - and is a key part of an offensive line that is tied for third in the NFL with 18 sacks allowed.

TE TIM WRIGHT

Wright posted his first two-touchdown game in the win vs. Detroit (11/23), setting a career high with six touchdowns on the season ... He caught his first touchdown as a Patriot vs. Cincinnati (10/5), finishing with five catches for a season-high 85 yards and a touchdown.

TE ROB GRONKOWSKI

Gronkowski reached 1,000 receiving yards for the season after catching three passes for 96 yards and one touchdown vs. Miami (12/14) ... Became the first tight end in NFL history to have four 10-plus touchdown seasons with his 14-yard touchdown catch at San Diego (12/7) ... Became the fastest tight end in NFL history to catch 50 touchdown passes after posting nine receptions for 105 yards and a score in the win vs. Denver (11/2) ... Exploded for nine catches for 149 yards and three touchdowns in the win vs. Chicago (10/26) ... He has caught a touchdown pass in eight of the first 14 games of the season and has caught a pass in all 64 games he's played.



WR BRANDON LaFELL

LaFell set career-high season marks in receptions, yards and touchdowns after catching five passes for 38 yards and two touchdowns at Green Bay (11/30) ... Set career highs with 11 receptions for 124 yards, including a 19-yard touchdown, in the win vs. Chicago (10/26) ... He caught four passes for 94 yards and two touchdowns in the win at Buffalo (10/12) ... Had his first 100-yard receiving game and his first touchdown as a Patriot at Kansas City (9/29), finishing with six receptions for 119 yards and one touchdown.

RB SHANE VEREEN

Vereen set a career high with his 48th reception of the season vs. Miami (12/14) ... Had 67 yards of total offense and a receiving touchdown in the win vs. Denver (11/2) ... Exploded for a team-high 114 yards of total offense and two receiving touchdowns in the win vs. N.Y. Jets (10/16), including a 49-yard touchdown catch on the fourth play of the game to open up the scoring ... Racked up a season-high 90 rushing yards on only nine carries in the win vs. Cincinnati (10/5).

WR JULIAN EDELMAN

Edelman leads the Patriots with 92 receptions for 972 yards and four touchdowns ... Caught eight passes for a career-high 141 yards, including a career-long 69-yard touchdown at San Diego (12/7) ... Became the Patriots all-time leader in punt return average (12.5) and punt return touchdowns (4) after his 84-yard punt return touchdown in the win vs. Denver (11/2) ... Returned a punt 42 yards in the second quarter to set up a touchdown in the win vs. Chicago (10/26) ... Has caught five or more passes in 11 of the first 14 games of the season.





PATRIOTS

KEY CONTRIBUTORS

DEFENSE

DE ROB NINKOVICH

Ninkovich leads the Patriots with eight sacks, making him the first Patriots player with eight or more sacks in three consecutive seasons since Andre Tippett (1985-87) ... Handled long snapping duties at Green Bay (11/30) ... Registered his fifth career interception and first of the season when he picked off a Peyton Manning pass in the second quarter of the win vs. Denver (11/2) ... Scored his second NFL touchdown when he recovered a fumble on a strip sack by Zach Moore and returned it 15 yards for a score in the second quarter of the win vs. Chicago (10/26) ... Recorded his first career three-sack game in the win at Buffalo (10/12), taking down his college teammate Kyle Orton for a loss of 19 yards.



DT VINCE WILFORK

Wilfork was named a defensive co-captain for the seventh straight season in 2014, and he has started up front in the first 14 games ... Sealed the win vs. Oakland (9/21) by intercepting a deflected Derek Carr pass on the Patriots 12-yard line with less than a minute to play.

FEWEST POINTS ALLOWED SINCE 2004

Rank	Team	Pts/G
1	Pittsburgh Steelers	17.9
2	Baltimore Ravens	18.2
3	New England Patriots	19.0
4	Seattle Seahawks	20.2
5	San Diego Chargers	20.5

DT CHRIS JONES

Jones blocked a 58-yard field goal attempt on the final play of the game to preserve the 27-25 win vs. N.Y. Jets (10/16) ... Has started 13 of the first 14 games of the season at defensive tackle ... Recorded the first sack of Bengals quarterback Andy Dalton in the win vs. Cincinnati (10/5).

CB BRANDON BROWNER

Browner has started the past eight games at right cornerback opposite Darrelle Revis ... Broke up two passes in the win vs. Detroit (11/23) ... Recorded his first interception as a Patriot in the win vs. Denver (11/2), picking off a Peyton Manning pass in the third quarter and returning it 30 yards to the 10-yard line to set up a touchdown pass from Tom Brady to Brandon LaFell.



LB JAMIE COLLINS


Collins blocked a field goal attempt that was returned 62 yards for a touchdown in the win vs. Miami (12/14) ... Registered his first career two-sack game at San Diego (12/7) ... Had a game-high 13 tackles, one sack and one forced fumble at Green Bay (11/30) ... Posted a game-high eight tackles and a forced fumble in the win at Indianapolis (11/16) ... Had 10 tackles in the win vs. Denver (11/2) ... Had a game-high 13 tackles in the win vs. N.Y. Jets (10/16) ... Recorded his first regular season interception off Kyle Orton in the win at Buffalo (10/12) ... Started at linebacker in 13 of the first 14 games.

S PATRICK CHUNG

Chung has started at safety opposite Devin McCourty in the 13 of the first 14 games of the season ... Intercepted Ryan Tannehill in the third quarter of the win vs. Miami (12/14) ... Led the team with nine tackles in the win at Buffalo (10/12) ... Also has returned five kickoffs for 111 yards.

S DEVIN MCCOURTY

McCourty intercepted an Andrew Luck second-quarter pass at the Patriots 22-yard line and returned it 10 yards in the win at Indianapolis (11/16) ... He returned a first-quarter interception 60 yards to the 1-yard line to set up a Patriots touchdown in the win at Minnesota (9/14) ... Started at safety in Week 1 at Miami, posting a season-high seven tackles ... For his NFL career, he has started every game he has played in.



CB DARRELLE REVIS

Revis limited Keenan Allen to three yards on two catches at San Diego (12/7) ... Kept the Colts receiving corps in check by defending two passes, including one that he popped up and into the hands of Devin McCourty for an interception in the win at Indianapolis (11/16) ... Intercepted Jay Cutler and helped limit Brandon Marshall to three catches for 35 yards on 10 targets in the win vs. Chicago (10/26) ... Recorded his first interception as a Patriot in the win at Minnesota (9/14), picking off Matt Cassel in the second quarter, and also limiting Greg Jennings to just one catch for four yards ... Made his Patriots debut Week 1 at Miami, recording two passes defended and also recovering a fumble.

Since entering the NFL in 2007, Revis has 23 interceptions and leads the league with 123 passes defended.

PASSES DEFENSED SINCE 2007

Rank	Player	PD
1	Darrelle Revis	123
2	Tramon Williams	112
3	Dominique Rodgers-Cromartie	108

LB DONT'A HIGHTOWER

Hightower started at linebacker in 11 of the first 14 games ... Recorded eight tackles, a half-sack and a forced fumble in the win vs. Miami (12/14) ... Posted 10 tackles and one sack at Green Bay (11/30) ... Tallied eight tackles and a half-sack in the win vs. Chicago (10/26) ... Had a game-high 13 tackles and one sack in the win vs. N.Y. Jets (10/16) ... Posted his first career two-sack game at Minnesota (9/14).



SECOND WINNINGEST PRO SPORTS TEAM SINCE 1994

PATRIOTS ARE SECOND WINNINGEST PRO SPORTS FRANCHISE SINCE 1994

Since the 1994 season, the Patriots have won 68.3 percent of their regular season games (228-106), compiling the second-highest winning percentage in major American professional sports over that period. Since 1994, there have been 143 franchises that have fielded teams in the five major American sports leagues (NFL, MLB, NBA, NHL and MLS).

HIGHEST WINNING PERCENTAGE IN MAJOR AMERICAN PROFESSIONAL SPORTS, 1994-PRESENT

(Regular Season – Includes National Football League, Major League Baseball, National Basketball Association, National Hockey League and Major League Soccer)

Records updated through games of December 15, 2014

Rk	Team	Lg	W	L	T/OTL	Pct.
1	San Antonio Spurs	NBA	1108	508	0	0.686
2	New England Patriots	NFL	228	106	0	0.683
3	Detroit Red Wings	NHL	896	410	215	0.660
4	Green Bay Packers	NFL	214	119	1	0.642
5	Pittsburgh Steelers	NFL	209	124	1	0.627
5	Los Angeles Lakers	NBA	1014	603	0	0.627
7	Indianapolis Colts	NFL	204	130	0	0.611
8	New Jersey Devils	NHL	816	496	206	0.605
8	Denver Broncos	NFL	202	132	0	0.605
10	Seattle Sounders FC	MLS	94	54	48	0.602
11	New York Yankees	MLB	1970	1361	0	0.591
12	Dallas Stars	NHL	783	524	212	0.585
13	Philadelphia Flyers	NHL	765	513	228	0.584
14	Utah Jazz	NBA	941	675	0	0.582
14	Colorado Avalanche/Quebec Nordiques	NHL	785	535	200	0.582
16	Dallas Mavericks	NBA	930	687	0	0.575
17	Phoenix Suns	NBA	926	692	0	0.572
18	Atlanta Braves	MLB	1905	1429	0	0.571
18	Miami Heat	NBA	923	693	0	0.571
20	Los Angeles Galaxy	MLS	281	199	114	0.569
21	Oklahoma City/Seattle Thunder	NBA	918	698	0	0.568
22	St. Louis Blues	NHL	752	549	218	0.567
23	San Jose Sharks	NHL	753	557	212	0.564
23	Pittsburgh Penguins	NHL	765	571	183	0.564
25	Boston Bruins	NHL	740	549	231	0.563
26	Houston Rockets	NBA	900	715	0	0.557
26	Vancouver Canucks	NHL	738	564	218	0.557
26	Philadelphia Eagles	NFL	185	147	1	0.557
29	Indiana Pacers	NBA	898	718	0	0.556
30	Baltimore Ravens	NFL	167	134	1	0.555
31	Ottawa Senators	NHL	729	580	211	0.549
32	Boston Red Sox	MLB	1825	1511	0	0.547
33	San Francisco 49ers	NFL	182	151	1	0.546
34	Washington Capitals	NHL	721	587	210	0.544
35	Nashville Predators	NHL	576	477	162	0.541
35	Portland TrailBlazers	NBA	874	743	0	0.541
37	Chicago Fire	MLS	222	180	129	0.540
38	St. Louis Cardinals	MLB	1798	1535	0	0.539
38	Dallas Cowboys	NFL	180	154	0	0.539
40	Houston Dynamo	MLS	112	90	86	0.538
41	Buffalo Sabres	NHL	715	601	205	0.537
41	Anaheim Ducks	NHL	710	597	215	0.537
43	Chicago Blackhawks	NHL	697	590	225	0.535
43	Montreal Canadiens	NHL	708	602	211	0.535
45	Minnesota Wild	NHL	490	419	151	0.533
45	Toronto Maple Leafs	NHL	709	610	201	0.533
47	Los Angeles Dodgers	MLB	1770	1565	0	0.531
48	Los Angeles/Anaheim/CA Angels	MLB	1765	1572	0	0.529
48	New York Rangers	NHL	705	618	195	0.529
50	Seattle Seahawks	NFL	176	158	0	0.527

NOTES: This analysis uses NFL rules when calculating winning percentage, counting ties as a half-win and a half-loss. For NHL teams, overtime losses (OTL) and ties from 2001-2004 (the NHL abolished ties in 2005-2006 and instituted a shootout system) are counted as ties when calculating winning percentage.

HIGHEST WINNING PERCENTAGE AMONG BOSTON-AREA MAJOR PROFESSIONAL SPORTS TEAMS, 1994-PRESENT

(Rankings listed below are each team's overall ranking among the 143 major American pro sports teams)

Records updated through games of December 15, 2014

Rank	Team	Lg.	W	L	T/OTL	Pct.
2	New England Patriots	NFL	228	106	0	0.683
25	Boston Bruins	NHL	740	549	231	0.563
32	Boston Red Sox	MLB	1825	1511	0	0.547
88	Boston Celtics	NBA	787	826	0	0.488
98	New England Revolution	MLS	225	255	115	0.475