



SAN DIEGO CHARGERS (8-4) vs. NEW ENGLAND PATRIOTS (9-3)

Sunday, December 7, 2014 — 5:30 p.m. PT

Qualcomm Stadium (70,000) — San Diego, California



2014 SCHEDULE

REGULAR SEASON

Mon. Sept. 8	at Arizona	Univ. of Phoenix Stadium	L, 17-18
Sun. Sept. 14	SEATTLE	Qualcomm Stadium	W, 30-21
Sun. Sept. 21	at Buffalo	Ralph Wilson Stadium	W, 22-10
Sun. Sept. 28	JACKSONVILLE	Qualcomm Stadium	W, 33-14
Sun. Oct. 5	N.Y. JETS	Qualcomm Stadium	W, 31-0
Sun. Oct. 12	at Oakland	O.co Coliseum	W, 31-28
Sun. Oct. 19	KANSAS CITY	Qualcomm Stadium	L, 20-23
Thurs. Oct. 23	at Denver	Sports Authority Field	L, 21-35
Sun. Nov. 2	at Miami	Sun Life Stadium	L, 0-37
Sun. Nov. 9	BYE		
Sun. Nov. 16	OAKLAND	Qualcomm Stadium	W, 13-6
Sun. Nov. 23	ST. LOUIS	Qualcomm Stadium	W, 27-24
Sun. Nov. 30	at Baltimore	M&T Bank Stadium	W, 34-33
Sun. Dec. 7	NEW ENGLAND	Qualcomm Stadium	5:30 p.m. NBC
Sun. Dec. 14	DENVER	Qualcomm Stadium	1:05 p.m. CBS
Sat. Dec. 20	at San Francisco	Levi's Stadium	5:25 p.m. CBS
Sun. Dec. 28	at Kansas City	Arrowhead Stadium	*10:00 a.m. CBS

*Denotes flex scheduling and games subject to time change. All times Pacific. Home games in **BOLD**. Home games will be subject to local blackout rules and will be shown locally if they are sold out 72 hours prior to kickoff. Dates and times are subject to change.

TELEVISION AND RADIO COVERAGE

NBC Sports (Ch. 7/39 in San Diego and Ch. 4 in Los Angeles and Orange County) — Al Michaels (play-by-play), Cris Collinsworth (analyst) and Michele Tafoya (reporter).



Spanish Radio — XHFG 107.3 (San Diego) and KWKW 1330 AM (Los Angeles) — Jorge Villanueva (play-by-play) and Dante Lazcano (analyst) — The Spanish Radio Network includes XHSOL 89.9 FM in Mexicali, Mexico and XEHC 1590 AM in Ensenada.



Rock 105.3 FM, XTRA Sports 1360 AM (San Diego) and AM 1150 (Los Angeles & Orange County) — Josh Lewin (play-by-play), Hank Bauer (analyst) and Mike Costa (reporter) — The Chargers Radio Network also includes AM 1150 KEIB in Los Angeles and Orange County; KATY 101.3 FM in Temecula and the Inland Empire; KNWH 1250 AM in the Yucca Valley; KNWZ 94.3 FM in Palm Springs; KAVL 610 AM in Palmdale and Lancaster; KSPA 1510 AM in Ontario, the Inland Empire and Rancho Cucamonga; KRAK 910 AM in Victorville and Hesperia; ESPN Radio 1100 AM in Las Vegas, and KXO 107.5 FM in the Imperial Valley and Yuma, Arizona and Sirius Satellite Radio.



Westwood One Radio (national) — Kevin Kugler (play-by-play), James Lofton (analyst) and Scott Kaplan (reporter).



Chargers.com — All Chargers radio broadcasts are streamed live on www.chargers.com. Broadcasts will begin two hours before kickoff and continue for 90 minutes after the game ends.



PRACTICE & MEDIA SCHEDULE

Wed. Dec. 3	Practice 11:15-12:45 p.m.
	Conference Calls (**Bill Belichick 9 a.m. PT** / Patriots Player 12 p.m. PT)
	For Bill Belichick, dial 712-432-3100 and enter conf. code 713834
Thur. Dec. 4	Practice 11:15-12:45 p.m.
Fri. Dec. 5	Practice 10:35-11:30 a.m.

The first 20-30 minutes (stretching and individual drills) are open to the media. The locker room is open after practice for 45 minutes. Head Coach **Mike McCoy** will meet with the media each day immediately after practice.

For Immediate Release
Tuesday, Dec. 2, 2014
(858) 874-4500

www.Chargers.com
www.twitter.com/chargers
www.facebook.com/chargers

Two teams in the thick of the AFC Playoff race will meet in prime-time when the 8-4 San Diego Chargers host the 9-3 New England Patriots on NBC's Sunday Night Football at Qualcomm Stadium on Sunday night, Dec. 7. Kickoff is 5:30 p.m. PT.



The Chargers come into Sunday night's game riding a three-game winning streak, which includes a 34-33 win over the Baltimore Ravens in the Charm City last Sunday. The Chargers have been streaky this season. The team won five in a row early in the season and then lost three in a row before bouncing back. The Patriots also went on a long winning streak this season, reeling off seven in a row before falling to the Packers in Green Bay on Sunday night.

The Chargers are in second place in the AFC West, a game behind division-leading Denver. The Patriots lead the AFC East by two games over Buffalo.

Sunday Night Football will be making its first visit to San Diego since 2011. NBC Sports will televise the game live to a nationwide audience (locally on Ch. 7/39 in San Diego and Ch. 4 in Los Angeles and Orange County) with **Al Michaels** handling the play-by-play, **Cris Collinsworth** providing color commentary and **Michele Tafoya** reporting from the field.

DECEMBERS TO REMEMBER

The Chargers will embark on the final month of the regular season when they face the Patriots on Sunday night. Since taking over as the Chargers' starting quarterback in 2006, **Philip Rivers** has guided the Chargers to record of 33-6 (.846 winning percentage) in regular-season games played in December and January. It's no coincidence that all-time, he's the NFL's third highest-rated passer in December/January (99.0) with a 71-to-22 touch-down-to-interception ratio.

Rivers is not only great in December, but in the second half of the season as well. Throughout his career, he's 53-22 as a starter in games played after Nov. 1, including 3-1 this season. Rivers has led the Chargers to three straight wins while completing a league-best 74.6 percent of his passes in wins over Oakland, St. Louis and Baltimore.

Rivers' 96.7 career passer rating in Games 9-16 of the regular season ranks fourth all-time in NFL history.

DECADE OF EXCELLENCE

Over the last decade, the Chargers have been one of the NFL's winningest franchises. Since 2004, the Chargers rank fourth in wins in the regular season (108), and the Bolts are tied with Green Bay for the fourth-most wins in the regular season and postseason combined (112).

Additionally, the Chargers' five division titles since the NFL realigned in 2002 are tied for sixth, while the team's six playoff berths tie for eighth.

SERIES HISTORY

Two original members of the American Football League, the Chargers and Patriots have a series history that dates back to 1960. New England leads the series, 22-15-2. The Patriots have had the upper hand of late, winning two straight and five of the last eight.

FAMILIAR FACES

Chargers Assistant Strength and Conditioning Coach **Rick Lyle** played on the Patriots' defensive line from 2002-03, winning a Super Bowl with New England following the '03 season.

Patriots with ties to Southern California include **Akeem Ayers** (Los Angeles and UCLA), **Brandon Browner** (Sylmar), **Patrick Chung** (Rancho Cucamonga), **Matthew Slater** (Anaheim and UCLA), **Shane Vereen** (Valencia) and **Ryan Wendell** (Pomona).

NOTEWORTHY VS. THE PATRIOTS

- **Philip Rivers** had one of the gutsiest performances of his career against New England in the 2007 AFC Championship Game, six days after having surgery to repair a torn ACL.
- During a 2011 contest against the Patriots, **Rivers** eclipsed 20,000 passing yards for his career. In 2008, Rivers was named **FedEx Air NFL Player of the Week** after recording the first 300-yard game of his career against New England.
- In 2008, **Malcom Floyd** had a season-long 49-yard touchdown catch in an **NBC Sunday Night Football** game against the Patriots.
- **Ryan Mathews** had a career-high seven catches against the Patriots in 2011.
- Playing for Denver in 2009, **Eddie Royal** had a 10-catch game against the Patriots and during the game he joined two others as the third-fastest players in NFL history to catch 100 career passes.
- Playing for Washington in 2011, tackle **Willie Smith** made his NFL debut against New England.
- Playing for Miami in 2008, **Ronnie Brown** was named **AFC Offensive Player of the Week** after scoring four rushing touchdowns and throwing a touchdown pass against the Patriots.

PHILIP RIVERS STATISTICAL NOTES

- **Philip Rivers** has 87 regular season wins, most by a starting quarterback in franchise history. He's 87-53 for his career.
- The Chargers have won eight of their last nine home games. In those nine games, **Rivers** has completed 207 of 294 (70.4 pct.) for 2,317 yards with 20 touchdowns and only five interceptions for a 109.2 rating.
- **Rivers** is again enjoying an Pro Bowl-caliber season as he ranks in the NFL's top 10 in most major passing categories including second in completion percentage (69.1), fifth in passer rating (102.8), seventh in touchdown passes (25) and ninth in yards (3,218).
- **Rivers** has reached 25 touchdown passes for a seventh season. He's one of only three quarterbacks (**Peyton Manning**, 1998-10) and (**Drew Brees**, 2006-14) to throw 25 or more touchdown passes in at least seven consecutive seasons.
- **Rivers** comes into Sunday's game with 246 career touchdown passes, just four shy of 250 for his career. Rivers' total ranks 18th in NFL history. He needs two more to overtake **Boomer Esaiason** (247) for 17th. To date, only 16 quarterbacks in NFL history have thrown more than 250 touchdown passes.
- **Rivers** has thrown two or more touchdown passes in eight of the team's last 11 games, including three in last Sunday's win in Baltimore.
- For his career, **Rivers** has thrown three or more TD passes in a game 38 times and the Chargers are 29-9 in games when he does.
- **Rivers** comes into Sunday's game ranked 20th in NFL history with 35, 587 career passing yards. He needs another 1,690 to pass **Donovan McNabb**, who's 19th with 37,276.
- **Rivers** has started 140 straight games, the NFL's second-longest active streak (**Eli Manning**, 164) and tied with **Walt Sweeney** for the second-longest streak in team history.
- With **Rivers** leading the offense, the Chargers are third in the NFL in third-down efficiency and Rivers is the NFL's sixth-highest rated passer on third down. This season, he's completed 81 of 120 (67.5 pct.) on third down for 1,164 yards with 10 touchdowns and four interceptions. On Oct. 12 in Oakland, Rivers completed 7 of 10 or 104 yards and three touchdowns for a third-down passer rating of 143.3 and in last Sunday's win at Baltimore, Rivers completed all eight of his third-down pass attempts for 156 yards.
- **Rivers** owns the NFL's sixth-highest career passer rating on third down (92.8).
- **Eddie Royal** leads the team with 19 third-down catches, good for 272 yards and three touchdowns. **Keenan Allen** is second with 18, good for 213 yards. **Antonio Gates** is third with 17 catches, good for 253 yards and five touchdowns.



Rivers



- In Weeks 2-6, **Rivers** posted a passer rating above 120.0 in an NFL-record five straight games (124.2 vs. Seattle, 131.4 at Buffalo, 130.0 vs. Jacksonville, 125.3 vs. the New York Jets and 123.8 at Oakland). The previous NFL record (four games) was shared by **Johnny Unitas** (1965) and **Kurt Warner** (2009).
- **Rivers** has posted a passer rating of 120 or higher 38 times and the Chargers are 35-3 (.921) in those games. He's posted a passer rating of 130.0 or higher 21 times and the Chargers are 21-0 in those games.
- **Rivers'** completion percentage, touchdown and interception totals have significantly improved since the start of the 2013 season and the arrival of **Mike McCoy**. Among quarterbacks who have played in every game since the start of the 2013 season, Rivers' completion percentage (69.3) is second, just 0.1 percentage points behind New Orleans' **Drew Brees**. In that same span, Rivers' 57 touchdown passes are tied for third and his 21 interceptions are sixth-fewest.
- All-time, **Rivers** is 36-16 as a starter in regular-season AFC West games. In those 52 games, he's completed 1,016 of 1,599 (63.5 pct.) for 12,696 yards with 85 touchdowns and 45 interceptions for a 94.1 rating.
- In three AFC West games this season, **Rivers** has completed 91 of 140 (65.0 pct.) for 963 yards with nine TDs and three INTs for a rating of 97.4.

ANTONIO GATES STATISTICAL NOTES

- This Sunday night when the Chargers **Antonio Gates** and New England's **Rob Gronkowski** share the field at Qualcomm Stadium, they will both have a chance to become the first tight end in NFL history with four or more 10-touchdown seasons. Currently both Gates and Gronkowski, along with the recently-retired **Tony Gonzalez**, each have three 10-TD seasons.
- **Gates** ranks 10th in NFL history with 96 career touchdown catches. He needs three to tie **Don Hutson** (99) for ninth place and four to become the ninth player in NFL history to catch 100 touchdown passes.
- **Gates'** 96 touchdowns since he came into the NFL in 2003 are tied with **Randy Moss** for the most in the NFL over the last 12 years (2003-14).
- **Gates**, Gronkowski and New Orleans' **Jimmy Graham** are tied for seventh in the NFL this season with nine touchdown catches. Gates caught all nine of his TD passes in the Bolts' first eight games, tying the team mark for the most touchdowns in the first eight games of a season.
- **Gates** needs 233 receiving yards to reach 10,000 for his career.



Gates

RYAN MATHEWS STATISTICAL NOTES

- **Ryan Mathews** has a run or catch of at least 20 yards in six of his last eight regular-season games played (dating to 2013). He had a 32-yard touchdown run, the longest touchdown run of his career, in the Chargers' last home game against St. Louis on Nov. 23.
- **Mathews** is fourth in franchise history with 4,017 rushing yards. He needs 281 to overtake **Marion Butts** (4,297) to move into the top three.
- For his career, **Mathews** has averaged 4.40 yards per carry, just .03 behind the third-leading rusher in franchise history, **Dick Post** (4.43). Mathews has 4,017 yards and 23 touchdowns on 912 career attempts. By comparison, future Hall of Fame running back **LaDainian Tomlinson** averaged 4.34 yards during his illustrious career with the Bolts.
- **Mathews'** 23 rushing touchdowns are sixth in team history.



Mathews

MALCOM FLOYD STATISTICAL NOTES

- **Malcom Floyd** needs 178 yards to reach 5,000 for his career.
- Floyd is fourth in the NFL this season with a 17.7-yards per catch average, which was bolstered by a career-long 59-yard catch last Sunday against Baltimore. This season, Floyd has five catches of at least 40 yards, tied for fifth-most in the NFL.
- With 278 career catches good for 4,822 yards, **Floyd's** 17.3-yard average is fourth in team history (min. 250 receptions), just 0.2 yards shy of the third-highest average in team annals.
- **Floyd's** 4,822 career receiving yards rank eighth in team history.
- **Floyd** has 278 career catches and needs 10 more to move into the team's all-time top 10. **Tony Martin** is 10th with 288.



Floyd

- **Floyd** has 29 career touchdown catches and he needs four more to move into the team's all-time top 10.

ERIC WEDDLE STATISTICAL NOTES

- **Eric Weddle** has 19 career interceptions. He needs two more to climb into the team's top 10 for career picks.
- **Weddle** also has 290 career interception return yards and needs 19 more to enter the team's all-time top 10.



Weddle

NICK NOVAK STATISTICAL NOTES

- **Nick Novak** needs one more field goal to reach 100 for his Chargers career. He is the team's all-time FG percentage leader (99 of 112 for 88.4 pct.). Novak has hit 20 of 21 field goal tries this season (95.2 pct.). Last year, he hit a team-record 91.9 percent of his field goal tries, going 34 of 37.
- On Nov. 16, **Novak** had his franchise-record streak of 32 consecutive made field goals come to end when he missed 48-yard field goal wide to the left. It was first miss since Nov. 10, 2013. Novak bounced back from that miss to hit a season-long 52 yarder, one yard shy of career long. Novak has hit all three field goal tries since the miss.



Novak

TEAM NOTES

- With last Sunday's win in Baltimore, **Mike McCoy** has led the Chargers to wins over the teams that won the last three Super Bowls in just his first 28 games as the head coach of the team. Last season, he led the Bolts to a win over the New York Giants (winners of Super Bowl XLVI following the 2011 season). And this season, he's led the Chargers to wins over Baltimore (winners of Super Bowl XLVII following the 2012 season) and Seattle (winners of Super Bowl XLVIII following the 2013 season).
- During last Sunday's win in Baltimore, the **Chargers** performed a franchise first as four different players had at least 80 yards receiving in the same game. **Keenan Allen** led the way with 121 (and two touchdowns), **Eddie Royal** had 81 (and a touchdown), **Antonio Gates** had 83 and **Malcom Floyd** had 85. It's not a surprise that the foursome accomplished the feat because the Chargers have shown balance in their receiving corps all season. The Chargers are the ONLY team in the NFL this season to feature four players with at least 500 yards receiving and four touchdown catches. Allen leads the way with 762 yards and four scores. Gates has 574 and nine, Royal has 532 and six, and Floyd has 689 and four.
- Last Sunday in Baltimore, the **Chargers** converted 9 of 11 third down opportunities. Their 81.8 percent conversion rate was the second highest in franchise history. Coincidentally the Bolts' best third-down performance in franchise history came against this week's opponent, New England. It happened the last time the Chargers and Patriots met in a regular season game in 2011.
- One of the **Chargers'** keys to success this season has been the team's ability to avoid turnovers. The Chargers have turned the ball over just 14 times this season, tied for seventh fewest in the NFL. In last week's win over Baltimore, the team had two turnovers, but the defense bailed out the offense by allowing just two field goals after the giveaways. For the season, the Bolts have allowed just 43 points following turnovers, ninth-fewest in the NFL.
- The **Chargers** had just five giveaways in the first eight games this season, tied for the fewest by any NFL team through the first eight games of a season (since 1978). During those eight games, the Chargers allowed just 10 points off turnovers, tying Arizona for the fewest in the league.
- The **Chargers** rank third in the NFL this season in third-down conversion percentage (47.5 pct.). The Chargers have scored 31 touchdowns this season and 12 of the 31 have come on third-down, tied for fourth-most in the NFL.
- This season, the Chargers have held three teams (Buffalo, New York Jets and Oakland) to 10 points or less, their most in a season since 2010. The last time the Chargers held more than three opponents to 10 points or less was 2007 (five times). The team mark is eight times (1979).
- The Chargers have given up only 56 this season in the fourth quarter. It's the sixth-lowest total in the NFL. The Bolts have given up just 125 total second-half points, which ranks 11th.

- The Chargers went four straight games this season (Seattle, Buffalo, Jacksonville and the New York Jets) without allowing a point in the fourth quarter, the second-longest stretch in team history. Oakland ended the Bolts' streak on Oct. 12.
- The Chargers' streak of scoring on 58 straight red-zone possessions came to an end on Nov. 23 against St. Louis. It had been the longest active streak in the NFL. The Chargers had 32 TDs and 26 FGs during the stretch. When the streak ended, it marked their first failed red-zone possession since Nov. 10, 2013.
- The Chargers' 240-game streak without being held scoreless that came to an end Nov. 2 in Miami was the NFL's third-longest streak. Prior to that, the Chargers last offensive shutout was Oct. 31, 1999, a span of more than 15 years. During the time between the Chargers' last shutouts there were a total of 115 shutouts league-wide. And many teams were shutout multiple times during the Chargers' 240-game streak, including Cleveland (11), Miami (10), Cincinnati (9) and the Raiders (6).
- On Sept. 28 and Oct. 5, the Chargers held Jacksonville and the New York Jets scoreless in the second half. It marked the first time the Chargers shut out consecutive opponents in the second half since 2006 when they shut out Pittsburgh and San Francisco in the second halves Oct. 18 and Oct. 15. The only time the Chargers ever posted more consecutive second-half shutouts was in 1977 when the Chargers blanked Kansas City, Cincinnati and New Orleans in consecutive weeks. The streak ended on Oct. 12 in Oakland when the Raiders scored 14 second half points, though the Chargers won the game, 31-28.

CORRECTION TO RIVERS TO GATES TOUCHDOWN RECORD

Philip Rivers and **Antonio Gates** have combined for **69** touchdowns, most in NFL history for a quarterback-tight end tandem.

It was previously written here and in the team's media guide, as well as other sources incorrectly. Gates has in fact caught 71 touchdown passes since Rivers became the team's starting quarterback in 2006, but two of the touchdown passes were thrown by **LaDainian Tomlinson** on halfback-option plays. One was thrown Nov. 26, 2006 vs. Oakland and the other was thrown Sept. 9, 2007 vs. Chicago, thus the correct number of touchdown catches between Gates and Rivers is 69, which is an NFL record for a quarterback-tight end tandem.



THE COMEBACK KID

Last Sunday in Baltimore, **Philip Rivers** led the 19th fourth-quarter come-from-behind win of his career. The Chargers trailed the Ravens 23-13 entering the fourth quarter and actually trailed by 10 a second time as they fell behind Baltimore 30-20 with 6:13 left in the game. Rivers led the Chargers to 21 fourth-quarter points on the way to a 34-33 victory for the Chargers' first ever win in Baltimore against the Ravens. Below is a recap of all 19 of Rivers' fourth-quarter comeback wins.

Date	Opp.	Deficit	Final Score	Date	Opp.	Deficit	Final Score
11/12/06	at Cin	38-28	Won, 49-41	11/07/10	at Hou	21-23	Won, 29-23
11/19/06	at Den	27-21	Won, 35-27	09/11/11	Min	17-14	Won, 24-17
11/26/06	vs. Oak	14-7	Won, 21-14	09/15/13	at Phi	27-23	Won, 33-30
12/24/06	at Sea	14-13	Won, 20-17	09/29/13	Dal	20-21	Won, 30-21
12/09/07	at Ten	17-3	Won, 23-17*	11/24/13	at KC	24-28	Won, 41-38
09/28/08	at Oak	15-3	Won, 28-18	12/29/13	KC	14-24	Won, 27-24*
12/14/08	at KC	21-10	Won, 22-21	10/12/14	at Oak	21-28	Won, 31-28
12/21/08	at TB	24-20	Won, 41-24	11/30/14	at Bal	23-13	Won, 34-33
01/03/09	Ind^	17-14	Won, 23-17*	^AFC Wild Card Playoffs			
09/14/09	at Oak	20-17	Won, 24-20	*Overtime Game			
11/08/09	at NYG	20-14	Won, 21-20				

CHARGERS IN THE POWDER BLUES

The Chargers will don their Powder Blue jerseys for Sunday night's game vs. New England. The color, originally worn in the 1960s, first reappeared in 1994 during the NFL's 75th Anniversary Season. Since then, the Chargers have worn the powder blue jerseys 27 times, posting a 15-12 record. The team redesigned its uniform in 2007, introducing a new version of the powder blue alternate jersey, and the team is 10-7 in the most current version. From 1994-06, Chargers wore their "Throwback" jerseys, modeled after the exact uniforms worn by 1963 AFL Championship squad, 10 times and posted a 5-5 record.



TEAM CAPTAINS

The Chargers have five team captains for the 2014 season. The offensive team captains are **Philip Rivers** and **Antonio Gates**, the defensive captains are **Jarret Johnson** and **Eric Weddle**, and the special teams captain is **Darrell Stuckey**. **Nick Hardwick** was originally selected as a team captain. He was replaced by Gates after being placed on reserve-injured.



In addition to the five, **Head Coach Mike McCoy** and his coaching staff also select one extra captain each week. Here is a list of the additional players who've been chosen as team captains this season.

at Arizona (Sept. 8).....	Antonio Gates
Seattle (Sept. 14).....	Corey Liuget
at Buffalo (Sept. 21)	Chad Rinehart
Jacksonville (Sept. 28)	Kavell Conner
New York Jets (Oct. 5)	Malcom Floyd
at Oakland (Oct. 12).....	Eddie Royal
Kansas City (Oct. 19).....	King Dunlap
at Denver (Oct. 23).....	Dwight Freeney
at Miami (Nov. 2)	Seyi Ajitrotutu
Oakland (Nov. 16).....	Andrew Gachkar
St. Louis (Nov. 23).....	Ryan Mathews
at Baltimore (Nov. 30).....	Marcus Gilchrist

RECENT ROSTER MOVES

On Nov. 29, the Chargers signed rookie guard-tackle **Jeremiah Sirles** to the active roster from the team's practice squad and the team waived safety **Adrian Phillips**.

Sirles initially signed in San Diego on May 13 as an undrafted free agent out of Nebraska. The 6-6, 315-pound lineman was a two-time All-Big Ten choice with the Cornhuskers, earning honorable mention as a senior and second-team as a junior. He played in 53 career games with 41 starts. Sirles earned a spot on the practice squad following training camp.

NEW ADDITIONS FOR 2014

The Chargers signed five undrafted free agents during the 2014 offseason who are on the team's active roster.

Donald Brown (Running Back - Indianapolis) — A first-round pick of the Colts in 2009, Brown carried the ball 551 times for 2,377 yards and 17 touchdowns during five seasons in Indianapolis. He averaged 4.3 yards per carry and is very secure with the football, having only two career fumbles, both of which were recovered by the offense. Brown is also a weapon in the passing game, with 83 career receptions for 767 yards and two touchdowns.

Kellen Clemens (Quarterback - St. Louis) — A second-round pick of the New York Jets in 2006, Clemens previously played for New York, Washington, Houston and St. Louis. His resume boasts 21 NFL starts. The most action he's seen in a single season was last season in St. Louis when he started the Rams' final nine games for an injured Sam Bradford, leading St. Louis to wins in four of seven games down the stretch. Clemens' career totals include 338 of 620 (.545) passing for 3,944 yards with 15 touchdowns and 20 interceptions for a rating of 68.6.

Kavell Conner (Inside Linebacker - Indianapolis) — A former seventh-round pick of the Colts, Conner plays both linebacker and special teams. In four seasons with Indianapolis, he played in 52 games with 36 starts, racking up 236 tackles on defense and 24 on special teams. Conner has a 100-tackle season to his credit (2011) and in 2013, his 13 special teams tackles were the squad's second-most. Conner also brings valuable postseason experience, having played in four games with two starts and totaling 16 tackles.

Brandon Flowers (Cornerback - Kansas City) — Flowers was a second-round pick of the Chiefs in 2008 and a Pro Bowl player for the first time in his career in 2013. In six seasons with the Chiefs, he played in 88 games and started 87, and racked up 421 tackles, 17 interceptions, three interception returns for touchdowns and 97 passes defended. He also forced four fumbles, recovered five and was responsible for two quarterback sacks.

David Johnson (Tight End - Pittsburgh) — A seventh-round pick by the Steelers in 2009, Johnson spent time at both tight end and fullback. He played in 52 regular-season games, starting 26, and four postseason games, including Super Bowl XLV against the Green Bay Packers.

FOUR FROM 2014 NFL DRAFT MAKE OPENING DAY ROSTER

The Chargers' opening day roster features four players selected in the 2014 NFL Draft. The players on the active roster include:



Jason Verrett (1st Round - Cornerback - Texas Christian) — Verrett was a highly-decorated three-year starter at TCU. As a senior in 2013, he was the Big 12 Conference's co-Defensive Player of the Year, a consensus second-team All-America and a first-team All-Big 12 pick. One of the nation's top cover cornerbacks, opposing quarterbacks rarely challenged Verrett during his senior season at TCU as only 52 passes were thrown in his direction and only 17 were completed. As a result, he finished the year with 39 tackles, 14 passes defended and a pair of interceptions. He finished his career at TCU with 160 tackles, nine interceptions and 35 passes defended.

Jerry Attaochu (2nd Round - Outside Linebacker - Georgia Tech) — Attaochu was a three-time All-Atlantic Coast Conference pick at Georgia Tech, a first-team selection as a senior and an honorable mention pick as a sophomore and junior. He also was a third-team All-America by the Associated Press as a senior. Attaochu was a three-year starter for the Yellow Jackets who finished his career with a school-record 31.5 sacks, 43.5 tackles for loss, 196 total tackles and four forced fumbles. The 21-year-old Attaochu was born in Ibadan, Nigeria, before his family moved to the United States when he was eight and settled in Washington, D.C.

Chris Watt (3rd Round - Guard - Notre Dame) — A three-year starter and a two-time first-team All-Independent Football Bowl Subdivision pick for the Fighting Irish, Watt was part of an offensive line that allowed just eight sacks in 2013, tied for second-fewest in the nation. In 2012, he started all 13 games as Notre Dame went 12-1 and played Alabama in the National Championship game. During that 2012 season, Notre Dame's offensive line allowed just 16 total sacks and they cleared holes for their running backs to amass more than 200 yards in seven games, their most such efforts since 1996.

Ryan Carrethers (5th Round - Defensive Tackle - Arkansas State) — A two-time All-Sun Belt Conference pick, Carrethers finished his collegiate career with 196 tackles, 14.5 tackles for loss and 6.5 sacks. As a senior, he blocked two kicks, including a 38-yarder with no time remaining to secure a 23-20 victory for the Red Wolves over Ball State in the GoDaddy Bowl. Carrethers' 93 tackles during his senior season were third-most in the nation among defensive linemen.

THE HEAD COACHES

CHARGERS HEAD COACH MIKE MCCOY



Hired Jan. 15, 2013 as the 15th head coach in team history, **Mike McCoy** led the Chargers to the playoffs in his first season. At the time of his hiring, McCoy, then 41, was the second-youngest head coach in the NFL and the second-youngest in team history. The Bolts went 9-7 under McCoy and won four straight and five of their last six to close out the regular season, including a thrilling season-ending overtime win against Kansas City that vaulted the Chargers into the postseason. During that stretch, the Chargers defeated Kansas City twice, and Denver and Oakland once each to finish 4-2 in the AFC West. McCoy then led the Chargers to a Wild Card Playoff win in Cincinnati for the franchise's first playoff victory since the 2008 season. The Chargers playoff appearance in 2013 marked the organization's first since 2009 and McCoy joined Sid Gillman (1960), Don Coryell (1979 – Coryell's first full season), Bobby Ross (1992) and Norv Turner (2007) as the only coaches in team history to lead the Bolts to the playoffs in their first season. Then with his team's win over the Bengals, McCoy became only the third head coach (Ross and Turner) to win his first playoff game.

Even in defeat, McCoy had the Chargers in position to win. Of the team's eight losses in 2013, including playoffs, seven were decided by eight points or less and the team's largest margin of defeat was a 10-point loss in Week 5.

McCoy came to the Chargers from Denver, where he spent the 2009-12 seasons as the Broncos' offensive coordinator. In 2012, he helped the Broncos to their second-highest win total in franchise history (13) and the No. 1 overall seed in the AFC playoffs. The Broncos won 11 consecutive games to end the regular season, the second-longest streak in team history, and became only the seventh Super Bowl-era team to win their final 11 contests.

A native of Novato, Calif., McCoy played quarterback at Long Beach State and the University of Utah before signing with the Broncos as an undrafted free agent in 1995. Cut by Denver, McCoy spent his rookie season on Green Bay's practice squad, followed by stops with NFL Europe's Amsterdam Admirals, the San Francisco 49ers, Philadelphia Eagles and Seattle Seahawks. He concluded his playing career with the Canadian Football League's Calgary Stampeders, a Grey Cup finalist, in 1999 and he transitioned into coaching a year later, joining the Carolina Panthers in 2000 as an offensive assistant.

Just four weeks into his first season with the Panthers, McCoy was elevated to quarterbacks coach when the team's position coach stepped down. Undeterred, McCoy stepped in and helped Steve Beuerlein pass for 3,730 yards, seventh-most in the NFL that season. McCoy would go on to spend nine seasons in Carolina, serving as wide receivers coach (2001), quarterbacks coach (2002-08) and passing game coordinator (2007-08). The Panthers totaled three playoff appearances, two division titles, two NFC Championship Game appearances and a berth in Super Bowl XXXVIII (2003) during McCoy's tenure on the staff.

McCoy and his wife, Kellie, have two children, a daughter, Liv, and a son, Luke.

Mike McCoy at-a-glance

17th NFL Season and 2nd with Chargers (2nd as Head Coach)
Career Regular-Season Record: 17-11 / Career Playoff Record: 1-1

PATRIOTS HEAD COACH BILL BELICHICK

Bill Belichick is in his 40th season as an NFL coach and he is the only head coach in NFL history to win three Super Bowl titles in a four-year span.



Belichick leads all active head coaches and he came into the 2014 season ranked fifth on the NFL's all-time list with 218 total victories. He is the eighth NFL coach to reach 200 career wins. He has three Super Bowl championships, five conference titles, 11 division crowns and 18 playoff victories, while posting an overall record of 181-69.

Belichick directed the Patriots to victories in Super Bowls XXXVI (2001), XXXVIII (2003) and XXXIX (2004), and in 2007 he became the first NFL head coach to guide his team to a 16-0 regular season. Only one coach (Pittsburgh's Chuck Noll, 4) has won more Super Bowls than Belichick, and his three Super Bowl titles tie Washington's Joe Gibbs and San Francisco's Bill Walsh for second place on the NFL's all-time list.

Belichick has led the Patriots to a winning record in each of the last 13 seasons. The only other NFL coach to have 10 consecutive winning seasons with one team since the 1970 merger was Tom Landry, who led the Dallas Cowboys to 16 consecutive winning seasons (1970-85). Belichick's 13 winning consecutive winning seasons are third all-time, behind 20 by Landry (1966-1985) and 14 by Curly Lambeau with Green Bay (1934-47).

In 2013, Belichick guided the Patriots to a 12-4 record, a division title and his eighth AFC Championship game appearance. Belichick's eight conference championships are the second-most by an NFL head coach. Landry led Dallas to 10 conference championships.

Belichick's 19 postseason wins are tied with Don Shula for second all-time, behind Tom Landry (20). Over a 100-game span from 2003-08, he directed the Patriots to an 82-18 record – the best record for any 100-game span in NFL history. Belichick (.657) has the third highest winning percentage among coaches with at least 150 wins, trailing only Hall of Famers George Halas (.682) and Don Shula (.667).

Belichick's recent accomplishments are the latest triumphs in a career during which he has helped produce five Super Bowl titles, eight conference championships and 18 division titles since entering the NFL in 1975. He won his first two Super Bowls as the defensive coordinator for the New York Giants in 1986 and 1990 before claiming three Super Bowl championships with the Patriots. George Seifert is the only other man to have won multiple Super Bowls as a head coach and as an assistant coach.

Belichick launched his coaching career in 1975 with the Baltimore Colts and continued as an assistant coach with Detroit (1976-77), Denver (1978), the Giants (1979-90), New England (1996, as a key contributor to the Patriots' first Super Bowl appearance in 10 years), and the New York Jets (1997-99). In 1991, Belichick was named head coach of Cleveland, becoming the NFL's youngest head coach (38). By 1994, Belichick's Browns advanced to the postseason's second round.

Belichick is a native of Nashville, Tennessee. As a collegian, he played center and tight end at Wesleyan University.

Bill Belichick at-a-glance


40th NFL Season and 15th with Patriots (15th as Head Coach)
Career Regular-Season Record: 208-108 / Career Playoff Record: 19-9

CHARGERS COACHING STAFF CHANGES

McCoy made several changes to his coaching staff at the conclusion of the 2013 season. After offensive coordinator **Ken Whisenhunt** left to become the head coach of the Tennessee Titans and tight ends coach **Jason Michael** followed, McCoy promoted former quarterbacks coach **Frank Reich** to offensive coordinator, former offensive quality control coach **Nick Sirianni** to quarterbacks coach and hired former NFL tight end **Pete Metzelaars** to coach the Bolts' tight ends. The Chargers also brought back former defensive assistant **Shane Steichen** to serve as quality control for the offense, while hiring assistant linebackers coach **Bobby King** to replace **Byron Storer**, who left the Chargers to pursue business opportunities outside of football.

SUPPLEMENTAL BIOS

Players not included in the 2014 Media Guide



RONNIE BROWN

Running Back
6-0, 223
Auburn
10th NFL Season /3rd with Chargers

Free Agent — '14
Cartersville HS
Cartersville, Ga.

TRANSACTION HISTORY: First-round pick by Miami (2), April 23, 2005... signed with Dolphins Aug. 16...re-signed with Miami, July 30, 2010...contract expired March 11, 2011...signed with Philadelphia, Aug. 3...contract expired March 13, 2012...signed with Chargers, June 11, 2012...resigned with Chargers, March 21, 2013...contract expired March 11, 2014...signed with Houston, Aug. 12...released Oct. 1...re-signed with Chargers, Oct. 7.

2013: Lone rushing touchdown of season Sept. 22 at Tennessee...helped seal Jan. 5 Wild Card Playoff win at Cincinnati with 58-yard touchdown run with 2:27 left in game for final points in 27-10 win. **2012:** Topped 5,000-career rushing yards Oct. 15 vs. Denver to become 119th player in NFL history to reach 5,000 yards...played in 100th career game Nov. 11 at Tampa Bay...17-yard run on 3rd-and-13 helped set up touchdown for 20-3 lead in 34-24 win at Pittsburgh Dec. 9, Chargers' first-ever regularseason win in Steel City. **2011:** Scored lone touchdown of season on four-yard run Nov. 7 vs. Chicago. **2010:** Started all 16 games for first time in career... led Dolphins with 200 carries...one-yard touchdown run Nov. 14 vs. Tennessee moved him into third on Dolphins' all-time touchdowns list. **2009:** Team-high 136 yards and two touchdowns on 24 carries Sept. 21 vs. Indianapolis...fourth-career multi-touchdown game...115 rush yards Oct. 4 vs. Buffalo for 15th-career 100-yard game, tying Larry Csonka for second on Dolphins' all-time list...moved past Mercury Morris and into third place on Dolphins' all-time list during Oct. 25 game vs. New Orleans...threw one-yard touchdown pass out of Wildcat formation to tight end Joey Haynos Nov. 8 at New England...suffered foot injury Nov. 15 vs. Tampa Bay and placed on "Reserve-Injured" list Nov. 18. **2008: First-career Pro Bowl selection...AFC Offensive Player of Week** after rushing for career-high four touchdowns on 17 carries and 113 yards, and throwing 19-yard touchdown pass to tight end Anthony Fasano to key 38-13 win Sept. 21 at New England...added 100-yard efforts vs. San Diego Oct. 5 (125 yards) and against Oakland Nov. 16 (101 yards). **2007:** Racked up 100 rushing yards in four straight games with 112 yards Sept. 23 at New York Jets, 134 yards Sept. 30 vs. Oakland, 114 yards Oct. 7 at Houston and 101 yards Oct. 14 at Cleveland...scored three touchdowns, two rushing, one receiving, and combined for season-high 211 yards at Jets...totaled 207 yards following week against Raiders for second-highest two-game tally in team history... suffered torn ACL in right knee Oct. 21 vs. Patriots and placed on "Reserve-Injured" list Oct. 24. **2006:** Led Dolphins with 1,008 yards rushing for first-career 1,000-yard season... scored two touchdowns on ground in Sept. 7 season opener at Philadelphia...posted four 100-yard games, including season-high 157 yards in 31-13 win at Chicago Nov. 5... inactive Weeks 13-15 (hand) but closed season with back-to-back 100 yard rush games, including 110 yards Dec. 25 vs. New York Jets and 115 yards Dec. 31 at Indianapolis. **2005:** First-career NFL touchdown and 100-yard game with 132 yards Sept. 25 vs. Carolina...first-career touchdown catch (23 yards) Dec. 4 vs. Buffalo... career-long 65-yard touchdown run Oct. 21 vs. Kansas City.

COLLEGE: Second-team All-SEC as junior and senior...2004 semifinalist for Doak Walker Award as nation's top running back...'03 Pat Sullivan Award as team's top offensive player after team-leading 1,008 yards rushing and 13 touchdowns...SEC and Coaches Offensive Player of Week after 224-yards and three TDs vs. Mississippi in '03...MVP of 2004 Capital One Bowl after 184 yards and two touchdowns vs. Penn State...SEC All-Freshman...finished career with 2,707 yards rushing and 28 touchdowns on 573 carries, while catching 58 passes for 668 yards and two scores... redshirted in 2000... played at Auburn from 2001-04... communications degree.

PERSONAL: Born in Cartersville, Ga....state 2A Player of Year as running back and free safety at Cartersville High.

Regular Season		Rushing				Receiving				Kickoff Returns			
Year	Team	G-S	No.-Yds.	Avg.	Lg	TD	No.-Yds.	Avg.	Lg	TD	No.-Yds.	Avg.	Lg
2005	Mia	15-14	207-907	4.4	65t	4	32-232	7.3	38	1	0-0	0.0	0
2006	Mia	13-12	241-1,008	4.2	47	5	33-276	8.4	24	0	0-0	0.0	0
2007	Mia	7-7	119-602	5.1	60	4	39-389	10.0	43	1	0-0	0.0	0
2008	Mia	16-13	214-916	4.3	62t	10	33-254	7.7	39	0	0-0	0.0	0
2009	Mia	9-9	147-648	4.4	45	8	14-98	7.0	27	0	0-0	0.0	0
2010	Mia	16-16	200-734	3.7	51	5	33-242	7.3	24	0	0-0	0.0	0
2011	Phi	16-2	42-136	3.2	15	1	0-0	0	0	0	2-28	14.0	25
2012	SD	14-1	46-220	4.8	21	0	49-371	7.6	25	0	0-0	0.0	0
2013	SD	16-0	45-157	3.5	13	1	8-60	7.5	15	0	6-113	18.8	28
2014	Hou	3-0	6-4	0.7	2	0	1-5	5.0	5	0	0-0	0.0	0
Totals		125-74	1,267-5,332	4.2	65t	38	242-1,927	8.0	43	2	8-141	17.6	28

Regular-Season Single-game Highs

Rush Attempts — 29 at Chicago Nov. 5, 2006
Rush Yards — 157 at Chicago Nov. 5, 2006
Rush Long — 65t vs. Kansas City Oct. 21, 2005
Rush TDs — 4 at New England Sept. 21, 2008
Receptions — 9 at Cleveland Oct. 14, 2007
Receiving Yards — 99 at N.Y. Jets Sept. 23, 2007
Receiving Long — 43 at N.Y. Jets Sept. 23, 2007
Receiving TDs — 1 (2x) Last: at N.Y. Jets Sept. 23, 2007
Kickoff Returns — 3 vs. Kansas City Dec. 29, 2013
Kickoff Ret. Yds — 70 vs. Kansas City Dec. 29, 2013
Kickoff Return Long — 28 vs. Kansas City Dec. 29, 2013



RICARDO MATHEWS

Defensive Tackle
6-3, 300
Cincinnati
5th NFL Season / 1st with Chargers

Free Agent — '14
Parker HS
Jacksonville, Fla.

TRANSACTION HISTORY: Seventh-round pick by Indianapolis (238), April 24, 2010...signed with Colts July 29...waived Sept. 3, 2011...re-signed to Colts' practice squad, Sept. 5...signed back to active roster, Oct. 5...contract expired, March 11, 2014...signed with Houston, April 16...released Aug. 30...signed with Chargers, Sept. 1.

2013: Two tackles and half-sack Dec. 22 vs. Kansas City. **2012:** First NFL start Oct. 21 vs. Cleveland...saw action in Jan. 6 AFC Wild Card Playoffs at Baltimore. **2011:** Two passes defended in Oct. 9 season debut vs. Kansas City...first-career sack Oct. 30 at Tennessee...season-high five tackles Jan. 1 at Jacksonville. **2010:** Saw action in eight games and Jan. 8 Wild Card Playoffs vs. New York Jets.

COLLEGE: Played in 49 career games, logging 69 tackles, 15 tackles for loss and 5.5 sacks...selected to Bearcat Academic Honor Roll...criminal justice major.

PERSONAL: Born in Jacksonville, Florida...three-time first-team all-conference at Parker High School in Jacksonville...state finalist in track and conference wrestling champion.

Regular Season		Pass Fumbles							Sp. Teams		
Year	Team	G-S	Tack.-Asst.	Total	Sacks-Yds.	Int.-Yds.	Long	TD	Def.	For.-Rec.	TFL/Tackles
2010	Ind.	8-0	0-1	1	0-0	0-0	0	0	0	0-0	0
2011	Ind.	12-0	11-8	19	1-9	0-0	0	0	2	0-0	1
2012	Ind.	16-5	10-12	22	0-0	0-0	0	0	1	0-0	0
2013	Ind.	16-1	11-7	18	0.5-4	0-0	0	0	1	0-0	1
Totals		52-6	32-28	60	1.5-13	0-0	0	0	4	0-0	2

Postseason		Pass Fumbles							Sp. Teams		
Year	Team	G-S	Tack.-Asst.	Total	Sacks-Yds.	Int.-Yds.	Long	TD	Def.	For.-Rec.	TFL/Tackles
2010	Ind.	1-0	0-1	1	0-0	0-0	0	0	0	0-0	0
2012	Ind.	1-0	0-0	0	0-0	0-0	0	0	1	0-0	0
2013	Ind.	2-0	1-4	5	0-0	0-0	0	0	1	0-0	0
Totals		4-0	1-5	6	0-0	0-0	0	0	2	0-0	0

Regular-Season Single-game Highs

Tackles: 5 at Jacksonville Jan. 1, 2012
Sacks: 1 at Tennessee Oct. 30, 2011



RYAN MILLER

Tackle
6-7, 320
Colorado
2nd NFL Season / 1st with Chargers

Free Agent — '14
Littleton HS
Littleton, Colo.

TRANSACTION HISTORY: Fifth-round pick (160) by Cleveland, April 28, 2012...signed with Browns, May 11...waived Aug. 27, 2013...signed with Denver, Dec. 31...waived Aug. 30, 2014...re-signed to Denver's practice squad, Sept. 3...released Oct. 7...signed to Chargers' practice squad, Nov. 12...signed to Chargers' active roster, Nov. 22.

2012: NFL debut Sept. 9 vs. Philadelphia...saw extensive action at right guard in Dec. 30 season finale at Pittsburgh.

COLLEGE: Second-team All-America by Walter Camp Football Foundation as senior in 2011...started school-record 48 games...played 2,548 of possible 2,550 snaps over final three seasons...received medical red-shirt in 2008 due to broken fibula...played at Colorado in 2007 and from 2009-11...anthropology degree.

PERSONAL: Born in Littleton, Colorado...state's Gatorade Player of Year following state 5A title during senior season at Columbine High in Littleton...lettered in wrestling and track.

Games Played-Started: 2012 (8-0, Cleveland).



TREVOR ROBINSON

Center
6-5, 300
Notre Dame
3rd NFL Season / 1st with Chargers

Free Agent — '14
Elkhorn HS
Elkhorn, Neb.

TRANSACTION HISTORY: Signed with Cincinnati May 4, 2012...waived Aug. 30, 2014...re-signed to Bengals' practice squad Sept. 1...signed to Chargers' active roster Oct. 7.

2013: Did not play Games 1-6...inactive Games 7-10...saw action Games 11-16...took over at center for injured Kyle Cook Nov. 17 vs. Cleveland...took over again at center for injured Cook Dec. 29 vs. Baltimore...did not play in Jan. 5 Wild Card Playoffs vs. Chargers. **2012:** Started Games 8-14 at center for injured Jeff Faine, making first-career start Nov. 4 vs. Denver...key cog in season-high 221-yard rushing effort Nov. 25 vs. Oakland...did not play in Jan. 5 Wild Card Playoffs at Houston.

COLLEGE: Played in 48 career games, starting 40, primarily at guard...started every game as junior and senior...played at Notre Dame from 2008-11...started three games as freshman to become only fifth-ever freshman to start game on Irish offensive line...management/consulting major.

PERSONAL: Born in Elkhorn, Nebraska...first-team All-America as senior at Elkhorn High School and first-team all-state as junior and senior...helped school to state runner-up finish as junior.

Games Played-Started: 2012 (13-7, Cincinnati); 2013 (6-0, Cincinnati); Total (19-7).



DAMION SQUARE

Defensive Tackle
6-2, 293
Alabama
2nd NFL Season / 1st with Chargers

Waivers (K.C.) — '14
Yates HS
Houston, Tex.

TRANSACTION HISTORY: Signed with Philadelphia as undrafted free agent, April 29, 2013...waived by Eagles, Aug. 30, 2014...claimed by Kansas City, Aug. 31...waived Oct. 31...claimed by Chargers, Nov. 3.

2014: Inactive for Kansas City's first seven games. **2013:** NFL debut Sept. 9 at Washington...one stop Wild Card Playoffs vs. New Orleans.

COLLEGE: Three-time national champion...played in 40 games with 31 starts, collecting 93 tackles, 18.5 tackles for loss and 7.5 sacks...led squad with nine quarterback hurries as senior.

PERSONAL: All-state choice at Yates High School in Houston, Texas...several family members played college and pro football including John Square (Miami), Johnny Otis Square (Colorado State), Ronnie Miller (North Texas), Robert Miller (Colorado State and Minnesota Vikings) and Derek Curry (Notre Dame, Miami Dolphins and Cincinnati Bengals).

Regular Season											Pass Fumbles		Sp. Teams			
Year	Team	G-S	Tack.	-Asst.	Total	Sacks	-Yds.	Int.	-Yds.	Long	TD	Def.	For.	Rec.	TFL	Tackles
2013	Phi.	10-0	3-7	10	0-0	0-0	0	0	0	0	0	1	0-0	1	0	0

Postseason											Pass Fumbles		Sp. Teams			
Year	Team	G-S	Tack.	-Asst.	Total	Sacks	-Yds.	Int.	-Yds.	Long	TD	Def.	For.	Rec.	TFL	Tackles
2013	Phi.	1-0	1-0	1	0-0	0-0	0	0	0	0	0	0	0-0	0	0	0

Regular-Season Single-game Highs

Tackles: 2 (3x) Last: at Dallas Dec. 29, 2013

MEDIA GUIDE

Media Guide available online

The San Diego Chargers' 2014 Media Guide is available online as a downloadable PDF file. The media guide contains bios, stats, records, historical information and more. The link to download the media guide is <http://www.chargers.com/team/media-guide.html>.



HONORS AND AWARDS

Philip Rivers capped off the first month of the 2014 NFL season by being named **AFC Offensive Player of the Month**. It is the fourth time in his career that he's been named POM. Rivers led the Chargers to a record of 3-1 while completing 70.1 percent of his passes (96 of 137) for 1,155 yards with nine touchdowns to just one interception and he ended the month having thrown 117 consecutive passes without an interception.



The Chargers also had four players earn AFC Player of the Week Awards this season. **Antonio Gates** was named **AFC Offensive Player of the Week** after the Chargers' Sept. 14 win over the defending Super Bowl champion Seattle Seahawks. Defensive tackle **Corey Liuget** captured **AFC Defensive Player of the Week** honors after the Bolts' Sept. 21 win in Buffalo. Kicker **Nick Novak** won **AFC Special Teams Player of the Week** honors after the Chargers' Sept. 28 win over Jacksonville. And punter **Mike Scifres** won **AFC Special Teams Player of the Week** honors after the Chargers' Nov. 16 win over Oakland.

The awards were the first of both Gates' and Liuget's careers, while Novak captured his third and Scifres his second.

Rivers also has twice been named **FedEx Air NFL Player of the Week**. He received his first award following the Chargers' 30-21 win over the defending Super Bowl champion Seattle Seahawks on Sept. 14 and his second following the Bolts' Sept. 28 win over the Jacksonville Jaguars. They are the sixth and seventh FedEx Air Player of the Week awards for Rivers during his career.



Branden Oliver captured his first NFL honor when he was named **Pepsi NFL Rookie of the Week** following the Chargers' 31-0 win over the New York Jets on Oct. 5. Oliver scored two touchdowns and racked up 182 yards from scrimmage against the Jets. Oliver won his second **Pepsi NFL Rookie of the Week** award a week later after rushing for 101 yards and the game-winning touchdown with 1:56 left in a 31-28 win in Oakland on Oct. 12.



"BIG CAT" INDUCTED INTO BLACK COLLEGE HALL OF FAME

On Nov. 5, the Black College Football Hall of Fame announced that the late **Ernie "Big Cat" Ladd** was one of seven inductees for the Class of 2015 for the **Black College Football Hall of Fame** in Atlanta, Georgia.



A defensive tackle from Grambling State University, Ladd played for the Chargers from 1961-65 before concluding his career with the Houston Oilers (1966-67) and Kansas City Chiefs (1967-68).

A 15th round draft pick by the Bolts in 1961 (119th overall), Ladd was a four-time AFL All-Star, a three-time All-Pro and a member of the Chargers' 1963 AFL Championship Team. In 1981, he was inducted into the Chargers Hall of Fame.

A native of Rayville, Louisiana, Ladd passed away in March 2007.

INTERNATIONAL FIELD

The Chargers signed two former Canadian Football League players this offseason. Wide receiver **Dontrelle Inman** spent the last two seasons with the Toronto Argonauts where he caught 100 passes for 1,542 yards and 11 touchdowns while helping the Argos to a Grey Cup Championship as a rookie in 2012. A native of Batesburg, South Carolina, Inman played collegiately at Virginia. On the other side of the ball, outside linebacker **Cordarro Law** also spent the 2012-13 seasons in the CFL with the Calgary Stampeders. A native of York, Alabama, Law attended Southern Mississippi before heading north of the border, recorded 15 sacks in two CFL seasons, including 14 last season, which ranked third in the league.



The Chargers also have three American players who were born outside of the United States, outside linebacker **Jerry Attaochu** (Ibadan, Nigeria) and tight end **Ladarius Green** (Berlin, Germany).

"SIR YES SIR"

Since San Diego has such a large military population, it's worth noting that the Chargers have a number of players who hail from military families.



Marcus Gilchrist's dad, Ronny, is a retired Marine.

Ladarius Green's parents, Shannon and Walter, both served in the Army.

Sean Lissmore's grandfathers served in the Army and fought in World War II. His maternal grandfather, David Evans, fought in France, while his paternal grandfather (Raymond Lissmore), who also served in the Korean War, fought in the Pacific theater.

Corey Liuget's two sisters, Ideidre and Latronika, both serve in the Army.

Eddie Royal's sister, Christina, is a special agent in the Air Force's Office of Special Investigations.

Reggie Walker's dad, Reggie, Sr., was a sergeant in the Army...his mother, Myra, also served in the Army.

2014 NOTEWORTHY PERFORMANCES BY POSITION

QUARTERBACKS

Philip Rivers: AFC Offensive Player of the Month (September)...FedEx Air NFL Player of Week after leading Chargers to 30-21 win over defending Super Bowl Champion Seattle Seahawks in Week 2 at Qualcomm Stadium...completed 28 of 37 (75.7 pct.) for 284 yards with three touchdowns, all to Antonio Gates, for rating of 124.2...threw first two touchdowns on 3rd-and-goal from eight-yard line and third on 2nd-and-20 from 21...also ran career-high 11 times vs. Seahawks...two touchdown passes Sept. 21 at Buffalo to tie his own team record of 23 straight games with touchdown pass...completed 18 of 25 (72.0 pct.) and posted rating of 131.4 vs. Bills for second-straight game with completion percentage over 72.0 and passer rating north of 120.0...also made key play during touchdown drive for 20-3 lead over Bills, scrambling nine yards for first down on 3rd-and-8 play...set new team record with 24th straight game with touchdown pass Sept. 28 vs. Jacksonville...completed 29 of 39 (74.4 pct.) for 377 yards with three touchdowns and no interceptions for a 130.0 passer rating vs. Jaguars...third straight game with passer rating above 120.0, tying for longest stretch of career (2008 and '11)...also marked third straight game completing better than 72.0 percent...touchdown passes covered 43 and 47 yards to Eddie Royal and 24 yards to Malcom Floyd...marked first time in game with three touchdown passes of 24 yards-or-longer...completed 71.4 percent (20 of 28) in 31-0 win over New York Jets Oct. 5 for fourth straight game with completion percentage above 70 percent, tying longest such stretch of career...passed for 288 yards with three touchdowns and one interception for passer rating of 125.3, NFL-record fourth straight game with rating above 120 (min. 20 att.)...second quarter interception ended streak of 128 consecutive passes without pick...was first interception since first half of Sept. 8 season opener at Arizona...first two touchdown passes went to Antonio Gates, extending NFL record for touchdowns between quarterback-tight end duo to 65...also extended team record streak of games with touchdown pass to 25...final touchdown pass of game to Brandon Oliver was 233rd of his career, moving him past Steve Young (232) and into 23rd place on NFL's all-time list for career touchdown passes...threw three touchdown passes and 313 yards in 31-28 win at Oakland Oct. 12 for fifth-straight multi-touchdown game, tying best stretch of career...also extended NFL record streak of games with passer rating over 120 to five...all three touchdown passes vs. Raiders on third-down plays, including 29 yards to Eddie Royal, five yards to Floyd and one yard to Gates...went 7 of 10 for 104 yards and three touchdowns on third down...TD passes were 234th, 235th and 236th of career...moved past Donovan McNabb (234) and into tie with George Blanda (236) for 21st on NFL's all-time list...completed 64.7 percent vs. Raiders, ending streak of games with completion percentage above 70 at four, tying longest such stretch of career...threw 237th and 238th touchdown passes of career Oct. 19 vs. Kansas City to move past Jim Kelly (237) and into 20th place on NFL's all-time list...was sixth-straight multi-TD game, tying Dan Fouts (1981) for longest stretch in team history...had NFL-record streak of five straight games with passer rating over 120.0 come to end in Chiefs game...passed for 205 yards vs. Chiefs to raise career total to 34,330 and move past Steve DeBerg (34,241) for 25th all-time...three touchdown passes in Thursday Night game in Denver Oct. 23 to raise career total to 241 and move past Len Dawson (239) for 19th in NFL history...set new franchise mark with seventh-consecutive multi-touchdown games, breaking previous mark of six held by Dan Fouts...completed 30 passes vs. Broncos to raise career total to 2,831 and move past Johnny Unitas (2,830) for 25th all-time...team-record streaks of 28-straight games with touchdown pass and seven-straight multi-TD games both ended Nov. 2 at Miami...last game without TD pass was Dec. 2, 2012 vs. Cincinnati...during Dolphins game, moved past Jim Hart (34,665 yards) and Matt Hasselbeck (34,667) and into 23rd place on NFL's all-time passing list...also moved into 24th place for career completions, surpassing Jim Everett (2,841)... Nov. 16 vs. Oakland, moved past Everett (34,837) and into 22nd place on NFL's all-time passing yardage list...season-high .829 completion percentage (29 of 35) Nov. 23 vs. St. Louis...was 14 of 15 in second half for 185 and touchdown in second half, including 7 of 7 for 92 yards in third quarter...during game, went over 35,000 passing yards for career...also

during game, moved past Steve DeBerg and Jim Kelly (2,874) for 22nd in NFL history for career completions...season-high 383 yards and three touchdowns in 34-33 win at Baltimore Nov. 30...led team back from two 10-point deficits in fourth quarter...down 30-20 with 6:13 left, led six-play, 77-yard drive capped by 23-yard touchdown pass to Keenan Allen...then down 33-27, led game-winning eight-play, 80-yard drive in 1:44 and threw game-winning one-yard TD pass to Eddie Royal with 38 seconds left...was perfect 8 of 8 for 156 yards on third down vs. Ravens...during game, raised career touchdown total to 246 and moved past John Hadl (244) and into 18th on NFL's all-time list...also in Ravens game, raised career yardage total to 35,587 and moved into 20th all-time, passing Carson Palmer and Jim Kelly...made 140th straight start in Baltimore, tying Walt Sweeney for second-longest streak in team history.

Kellen Clemens: Saw first action of season late in 31-0 win over New York Jets Oct. 5...took over for Philip Rivers at quarterback in third quarter Nov. 2 at Miami and completed first pass as Charger.

RUNNING BACKS

Ryan Mathews: Scored first touchdown of season on 20-yard run in Sept. 8 season opener at Arizona...was 21st career rushing touchdown, breaking tie with Mike Tolbert for sixth on team's all-time list...injured right knee in third quarter Sept. 14 vs. Seattle Seahawks and did not return...prior to injury, helped ignite second-quarter touchdown drive with 20-yard catch on second play of drive...later in drive had apparent six-yard touchdown run wiped out by penalty...inactive Games 3-9 vs. Buffalo, Jacksonville, New York Jets, Oakland, Kansas City, Denver and Miami (knee)...returned to action Nov. 16 vs. Oakland and logged 70 yards on 16 carries, including 20-yard run to set up third-quarter field goal...first 100-yard game of season with 105 yards on just 12 carries Nov. 23 vs. St. Louis for single-game career high of 8.8 yards per carry...during game, passed Natrone Means for fourth on team's all-time rushing list...in third quarter, gave Bolts 13-10 lead on 32-yard touchdown run for longest TD run of career...marked sixth time in seven games had run or catch of 20 yards or longer...scored touchdown on 14-yard run and went over 4,000 career rushing yards in 34-33 win at Baltimore Nov. 30.

Donald Brown: Set career high with 31 carries Sept. 21 at Buffalo...was most carries by Chargers running back since 2006...caught team-high five passes for 36 total touches in game...suffered concussion in second quarter Oct. 5 vs. New York Jets on play when Jets defender was flagged for unnecessary roughness for blow to head...left game and did not return...inactive Oct. 12 at Oakland, Oct. 19 vs. Kansas City and Oct. 23 vs. Denver...returned to action Nov. 2 at Miami.

Branden Oliver: Inactive Games 1-2...NFL debut Sept. 21 at Buffalo...**Pepsi NFL Rookie of Week** after huge performance in 31-0 shutout victory over New York Jets Oct. 5...rushed for 114 yards for first-career 100-yard game...scored first-career touchdown on 15-yard run on 3rd-and-2 play in second quarter for 21-0 lead...set up touchdown with 50-yard catch and run on 3rd-and-17 play, longest reception by Chargers running back since Darren Sproles (57-yard touchdown) in 2010...later, had 52-yard run to set up second touchdown of game, which was nine-yard touchdown catch...became first Charger with 50-yard catch and 50-yard run in same game since Lionel "Little Train" James at Cincinnati Sept. 22, 1985 and first NFL rookie to do so since Denver's Clinton Portis against Kansas City Dec. 15, 2002...added 68 yards as receiver to finish game with 182 yards from scrimmage, most in game by Chargers running back since LaDainian Tomlinson had 197 against Kansas City Dec. 2, 2007...was also more than 150 total net yards accumulated by Jets for entire game...Jets came into game with NFL's No. 1 ranked rushing defense (63.3 ypg)...6.0 yards per carry average vs. Jets was double what they allowed (3.0) coming into game...**Pepsi NFL Rookie of Week** after rushing for 101 yards and scoring game-winning touchdown on one-yard leap over pile with 1:56 remaining in fourth quarter for 31-28 road win in first NFL start at Oakland Oct. 12...became first Chargers rookie

with consecutive 100-yard rushing games since LaDainian Tomlinson in 2001...also caught four passes for an 23 yards vs. Raiders for 30 total touches and 124 yards from scrimmage...on game-winning drive, carried ball on final 4 plays and 29 yards, including runs of 12 and 10 yards.

Ronnie Brown: Re-signed with Chargers Oct. 7...saw action five days later in 31-28 come-from-behind win at Oakland...had 3rd-and-1 carry for first down on touchdown drive for 14-7 lead over Raiders...later had 24-yard catch-and-run on 3rd-and-9 play.

Danny Woodhead: Suffered ankle injury early Sept. 21 at Buffalo and did not return to game...placed on "Reserve-Injured" list Sept. 23.

TIGHT ENDS

Antonio Gates: Led team with six catches and 81 yards Week 1 at Arizona...targeted team-high 10 times...several big third down plays in game...12-yard catch on 3rd-and-4 on opening series...in fourth quarter, drew holding penalty on 3rd-and-play then later in same series had game-long 34-yard catch to Arizona 31 on 3rd-and-13 play...with his performance against the Cardinals, Gates upped his career receiving total to 9,274 yards and moved past Hall of Fame wide receiver Charlie Joiner (9,203) for second place on the team's all-time receiving yardage list...first-career **AFC Offensive Player of Week** award after tying career-high with three touchdown catches vs. defending Super Bowl Champion Seattle Seahawks in 30-21 win Week 2...caught first two on 3rd-and-goal plays from eight-yard line and third from 21 on 2nd-and-20...led team with 96 yards on seven catches...touchdowns were 88th, 89th and 90th of career, moving him past Larry Fitzgerald, Andre Reed and Don Maynard for 11th on the NFL's all-time touchdown receptions list...Oct. 5 vs. New York Jets, caught 91st and 92nd touchdown passes of career to move past Isaac Bruce (91) and into 10th place on NFL's all-time touchdown receptions list...touchdown catches were 64th and 65th between he and Rivers, extending their NFL record for touchdowns scored by QB-TE duo...first TD catch (8 yards) came on 3rd-and-4 play for 7-0 lead in first quarter...second came on 3rd-and-goal play from 12 for 14-0 lead...one-yard touchdown catch tied game vs. Raiders on Oct. 15 at 21-21...27-yard touchdown catch in second quarter Oct. 19 vs. Kansas City...had all three catches of game during TD drive, including seven-yarder on 3rd-and-3 and 27-yarder to 27 preceeding touchdown...became Chargers' all-time leading receiver Oct. 23 at Denver, collecting 54 yards to surpass Lance Alworth (9,584 yards)...became all-time leader on 31-yard catch to Broncos' two on 3rd-and-20 play to set up touchdown that tied game, 7-7...also drew 12-yard holding penalty on 3rd-and-7 during drive...later caught two touchdowns (4 and 10 yards) in second half to tie team record for most touchdown (9) in first eight games of season...caught first touchdown on 4th-and-goal play and that catch was 750th of career...during drive drew holding penalty on 3rd-and-1 from nine...Nov. 30 at Baltimore, logged 83 yards and moved past Lance Alworth (9,721) and into second place on team's all-time list for career scrimmage yards...passed Alworth on 23-yard 3rd-and-1 catch.

Ladarius Green: Helped set up third-quarter touchdown Week 1 at Arizona with 20-yard catch to Cardinals' six...Malcom Floyd caught TD pass on very next play...two big catches to set up touchdown for 20-3 lead during Sept. 21 win at Buffalo...caught 14-yard pass on 3rd-and-11 play and later 26-yard catch to seven...earlier in game, set up field goal with 20-yard catch to seven and then drew pass interference penalty in end zone...did not play Game 4 vs. Jacksonville (hamstring)...season-long 28-yard catch on 3rd-and-8 in fourth quarter vs. St. Louis Nov. 23 helped set up touchdown for 27-17 lead...led team with three special teams tackles vs. Rams.

John Phillips: Caught first pass of season, good for one-yard touchdown Oct. 19 vs. Kansas City...was also first catch since season-ending knee injury Dec. 22, 2013.

David Johnson: Inactive Game 4 vs. Jacksonville (shoulder)...first catch of season Nov. 16 vs. Oakland.

WIDE RECEIVERS

Keenan Allen: Set career-highs with 10 catches and 135 yards Sept. 28 vs. Jacksonville...big catches during two touchdown drives vs. Jaguars...24-yarder to Jags' 47 in second quarter led to touchdown catch on following play by Eddie Royal...and during Malcom Floyd touchdown drive in third quarter, caught 15-yarder on 3rd-and-five play and 22-yarder on 2nd-and-13 play to go over 100 yards for game...Floyd touchdown gave Bolts 24-14 lead...during fourth-quarter field goal drive that led to 30-14 lead, had 16-yard catch on 3rd-and-10 right after 22-yarder on 2nd-and-10 was ruled incomplete by replay challenge, and then 10-yarder on 3rd-and-6 for final catches to establish career highs in yards and catches...took over as punt returner for Eddie Royal late Oct. 12 at Oakland and set up game-winning touchdown with career-long 29-yard return to Raiders' 39...six plays later, Chargers scored touchdown for final points in 31-28 win...led Bolts in catches Oct. 19 vs. Kansas City...helped set up late fourth-quarter game-tying field goal with 18-yard catch on 3rd-and-9 play followed by 14-yard catch to 33...scored first touchdown of season (2 yards) and led team with nine catches for 73 yards Oct. 23 at Denver...had 13-yard catch on 3rd-and-4 during TD drive...paced team with 104 yards and touchdown on six catches in 27-24 win over St. Louis Nov. 23...touchdown went for final points in victory as he bounced back from losing fumble at end of 35-yard catch-and-run at Rams' 16 on previous possession to score game-winner...career-high 11 catches for 121 yards and tied career mark with two touchdowns in 34-33 win at Baltimore Nov. 30...targeted career-high 15 times...12-yard touchdown catch in first quarter and 23-yarder to pull Bolts within 30-27 with 3:40 left in fourth quarter...during game-winning touchdown drive one series later, had three catches for 33 yards, including catches of 14 and 12 yards on first two plays.

Malcom Floyd: Six-yard touchdown among four catches for 50 yards in Sept. 8 season-opener at Arizona, first regular-season game played since suffering neck injury Sept. 15, 2013...made big play earlier in touchdown drive with 36-yard catch to Cardinals' 25 on 3rd-and-8 play...two 49-yard catches in first half Week 3 at Buffalo...first Chargers wide receiver since 2009 with two catches of 49 yards or longer in half...first led to touchdown and 7-0 lead in first quarter...second led to field goal for 13-3 lead at end of first half...with effort vs. Bills, passed Tony Martin for ninth place on team's all-time receiving yardage list...24-yard touchdown catch on 3rd-and-10 gave Bolts 24-14 third-quarter lead Sept. 28 vs. Jacksonville...250th-career catch in 31-0 win over New York Jets Oct. 5...included 49-yard catch for his third catch of that length on season...that catch came on opening offensive possession of game and helped set up touchdown for 7-0 lead...250th catch was very next catch on same drive and covered 17 yards on 2nd-and-15 play...injured calf in second quarter of Jets game and did not return...caught five-yard touchdown pass in second quarter for 14-7 lead and led squad with five catches for 103 yards in 31-28 win at Oakland Oct. 12...had 19 and 20-yard catches during TD drive...20-yard catch came on third-down play in which Raiders defender was flagged for pass interference...later helped set up touchdown that tied game 21-21 with 44-yard catch to Oakland 9, Chargers' longest catch of game...converted two 3rd-and-11s Nov. 2 at Miami with catches of 14 and 18 yards...played in 100th career game Nov. 16 in 13-6 win vs. Oakland...put Chargers on scoreboard early with 22-yard touchdown catch for team's only TD of game...during contest, had streak of 47 third-down catches that resulted in first down come to an end...had been NFL's longest active streak...career-long 59-yard catch Nov. 30 at Baltimore, and on play moved past Vincent Jackson (4,754) and into eighth on team's all-time receiving yardage list...during game-winning late fourth-quarter TD drive vs. Ravens, had key third-down catch and then on following play drew 23-yard pass interference penalty in end zone to give Bolts ball at one and set up touchdown.

Eddie Royal: Key catches during touchdown drives in 30-21 win vs. Seattle Sept. 14...on second-quarter drive that gave Bolts 20-7 lead, set up score with 15-yard catch to eight on 2nd-and-23 play...then later on touchdown drive that gave Chargers 27-14 lead, had 16-yard catch to Seattle 27 on 3rd-and-9 play...two touchdown catches (3 and 5 yards) to help lead Chargers to 22-10 win over Buffalo Sept. 21...scored TDs on opening drives of first and third quarters...23-yard catch on 3rd-and-9 play also helped sustain second quarter field goal drive...two touchdown catches in second quarter Sept. 28 vs. Jacksonville were third and fourth in two games...first (47 yards) was longest TD catch since Nov. 30, 2008 for Denver at New York Jets (59 yards)...second covered 43 yards on 3rd-and-10 as he became first Chargers wide receiver with two touchdown catches of 43 yards-or-longer in game since Jeff Graham Nov. 19, 2000 at Denver...finished Jacksonville game with five catches for 105 yards, fifth-career 100-yard game and first since Oct. 3, 2010 (Denver at Tennessee)...eight-yard catch on 3rd-and-4 during opening series of Oct. 5 win vs. New York Jets helped kickstart touchdown drive for 7-0 lead...scored Chargers' first touchdown of game on 29-yard third-down catch Oct. 12 at Oakland...later had 20-yard catch on 3rd-and-11, but injured rib on play and did not return...300th-career catch on first offensive play Oct. 23 at Denver...game-winning one-yard touchdown catch with 38 seconds remaining to give Bolts 34-33 victory at Baltimore Nov. 30...season-high nine catches vs. Ravens.

Seyi Ajirotutu: Special teams tackle inside Arizona 20 at 15 on very first play of season Week 1 vs. Cardinals...first reception of season for 11 yards in 31-0 win over New York Jets Oct. 5...also vs. Jets, tied for team high with two special teams tackles, including tackle at 13 following kickoff that was followed by three-and-out by Bolts' defense...eight-yard catch on 3rd-and-3 play helped sustain touchdown drive for 27-17 lead over St. Louis Nov. 23.

Dontrelle Inman: NFL debut Sept. 14 vs. Seattle...saw first action at wide receiver Oct. 12 at Oakland.

OFFENSIVE LINE

King Dunlap: Started Games 1-12 at left tackle...helped block for season-high 162 yards rushing in 31-0 win over New York Jets Oct. 5...helped Bolts rush for 116 yards and pass for 313 while line allowed just one sack in 35 passing plays in 31-28 win at Oakland Oct. 12...helped pass protect for 383 yards and three touchdowns in 34-33 win at Baltimore Nov. 30, including game-winning eight-play, 80-yard, 1:44 drive that started with 2:22 left in contest.

Chad Rinehart: Started Games 1-12 at left guard...helped block for season-high 162 yards rushing in 31-0 win over New York Jets Oct. 5...helped Bolts rush for 116 yards and pass for 313 while line allowed just one sack in 35 passing plays in 31-28 win at Oakland Oct. 12...helped pass protect for 383 yards and three touchdowns in 34-33 win at Baltimore Nov. 30, including game-winning eight-play, 80-yard, 1:44 drive that started with 2:22 left in contest.

Johnnie Troutman: Started Games 1-12 at right guard...helped block for season-high 162 yards rushing in 31-0 win over New York Jets Oct. 5...threw key block to spring Branden Oliver for 15-yard touchdown run for 21-0 lead in second quarter vs. Jets...helped Bolts rush for 116 yards and pass for 313 while line allowed just one sack in 35 passing plays in 31-28 win at Oakland Oct. 12...helped pass protect for 383 yards and three touchdowns in 34-33 win at Baltimore Nov. 30, including game-winning eight-play, 80-yard, 1:44 drive that started with 2:22 left in contest.

D.J. Fluker: Started Games 1-12 at right tackle...helped block for season-high 162 yards rushing in 31-0 win over New York Jets Oct. 5...helped Bolts rush for 116 yards and pass for 313 while line allowed just one sack in 35 passing plays in 31-28 win at Oakland Oct. 12...helped pass protect for 383 yards and three touchdowns in 34-33 win at Baltimore Nov. 30,

including game-winning eight-play, 80-yard, 1:44 drive that started with 2:22 left in contest.

Willie Smith: Took over at left tackle for King Dunlap for one third-quarter series Sept. 14 vs. Seattle...proved to be pivotal series as Bolts drove 75 yards in 12 plays for touchdown and 27-14 lead...took over at right tackle late in second quarter of 31-0 win over New York Jets Oct. 5 for injured D.J. Fluker (ankle)...Chargers scored touchdown for 21-0 lead on drive when he came into game and he played there remainder of contest.

Chris Watt: Did not play Games 1-3...NFL debut seeing platoon action at right guard and on special teams Sept. 28 vs. Jacksonville...saw action again at right guard Oct. 5 vs. New York Jets and moved to center early in fourth quarter when Doug Legursky left game with knee injury...continued to platoon at right guard Oct. 12 at Oakland...helped Bolts rush for 116 yards and pass for 313 while line allowed just one sack in 35 passing plays in 31-28 win over Raiders...saw brief action at center for injured Rich Ohrnberger Nov. 16 vs. Oakland...first career start at center for injured Ohrnberger Nov. 23 vs. St. Louis...helped block for 128 yards rushing vs. Rams...started at center Nov. 30 at Baltimore but injured calf in third quarter and did not return.

Trevor Robinson: Signed with Chargers Oct. 7...active but did not play in Games 6-11...made Chargers debut in 34-33 win Nov. 30 at Baltimore, taking over at center in third quarter for injured Chris Watt...helped Chargers to 21 fourth quarter points, including game-winning eight-play, 80-yard, 1:44 drive that started with 2:22 left in contest.

Ryan Miller: Signed to active roster Nov. 22...active but did not play Nov. 23 vs. St. Louis...inactive Nov. 30 at Baltimore.

Jeremiah Sirles: Spent first 11 weeks of season on Chargers' practice squad...signed to active roster Nov. 29...dressed but did not play Nov. 30 at Baltimore.

Rich Ohrnberger: Took over for Nick Hardwick at center early in second quarter of season opener at Arizona and played remainder of game...took over as starting center beginning Week 2 vs. Seattle...inactive Weeks 4-5 vs. Jacksonville and New York Jets (back)...returned to starting lineup Oct. 12 at Oakland and helped Bolts rush for 116 yards and pass for 313 while line allowed just one sack in 35 passing plays in 31-28 win at Oakland...inactive Nov. 23 vs. St. Louis (ankle and back)...placed on "Reserve-Injured" Nov. 25 due to back injury.

Doug Legursky: Signed to active roster Sept. 11...inactive Week 2 and did not play Week 3...started at center for injured Rich Ohrnberger (back) Sept. 28 in 33-14 win vs. Jacksonville and Oct. 5 in 31-0 win over New York Jets...left Jets game in fourth quarter with knee injury...despite injury, played key role in Bolts rushing for season high 162 yards...placed on "Reserve-Injured" (knee) Oct. 7.

Nick Hardwick: Started Week 1 at center...left game in second quarter with ankle injury and did not return...was placed on injured-reserve Sept. 10 due to neck injury.

SPECIAL TEAMS

Nick Novak: Hit 3-of-3 field goals Sept. 14 vs. Seattle, including makes of 50 and 43 yards...third field goal from 28 yards with 16 seconds left in game was 21st-consecutive (dating to 2013 season), tying John Carney for third-most consecutive in team history...went 2 for 2 Sept. 21 at Buffalo, extending streak of made field goals to 23 for second-longest streak in team history...despite 24 mph winds at kickoff, hit from 19 and 37 yards...surpassed Carney and Nate Kaeding (22) to claim second-longest streak...**AFC Special Teams Player of Week** after going 4-for-4 on field goal tries Sept. 28 vs. Jacksonville to reach 100 attempts needed to qualify for team's all-time field goal percentage list...improved to 89-

of-101 for Chargers career and 88.1 pct conversion rate became highest in team history (Nate Kaeding, 87.0 pct.)...also versus Jaguars, scored 15 points to raise career total with Chargers to 393 to overtake Dennis Pardee for seventh on the team's career scoring list...tied franchise record with 29th-consecutive made field goal in fourth quarter Oct. 12 at Oakland...in third quarter, hit 54 yarder that would have been career-long and tied record, but Bolts were called for holding penalty...hit two field goals (24 and 48 yards) Oct. 19 vs. Kansas City, 30th and 31st consecutive made field goals to set new team record, breaking previous mark of 29 set by John Carney during 1992-93 seasons...48-yarder tied game at 20-20 with 1:57 left in fourth quarter...Nov. 16 vs. Oakland, had franchise-record streak of 32 consecutive made field goals came to end in second quarter when he missed 48-yard field goal wide left...was first miss since Nov. 10, 2013...bounced back from miss to hit season-long 52 yarder, one yard shy of career long, for final points in 13-6 win...matched season-long with 52-yard field goal Nov. 30 at Baltimore.

Mike Scifres: Punted in his 163rd consecutive game Sept. 14, tying Charlie Joiner for the third-most-consecutive games played in franchise history...career-long 72-yard punt Sept. 21 at Buffalo on day with 24 mph winds reported at kickoff...career-long carried into end zone for touch-back...landed 3 of 6 inside 20 vs. Bills, including late fourth quarter punt that rolled out of bounds at 9 and one play later resulted in safety for Bills and final points for Chargers in 22-10 win...outstanding effort Sept. 28 vs. Jacksonville, landing all three punts inside 10...first rolled out of bounds at 9, second was fair caught at 10 and third was fair caught at the 9...after his second was fair caught, Bolts defense produced three-and-out, including sack back to Jaguars' own four yard line and on ensuing possession, Chargers scored touchdown to take 17-14 lead and begin run of 23 straight points scored...played in 172nd career game for Chargers Oct. 12 at Oakland, tying him with Quentin Jammer for sixth all-time...averaged 57.0 yards per punt Oct. 19 vs. Kansas City, tied for second in team history...in first half alone, hit punts of 62, 64 and 61 yards...surpassed 30,000 career punt yards Nov. 2 at Miami...**AFC Special Teams Player of Week** after outstanding day punting football in 13-6 win Nov. 16 vs. Oakland...called upon to punt nine times, second-most in game during career...landed five inside 20, including ones that pinned Raiders at own 2, 4, 6, 8 and 12-yard lines...averaged 41.4 net yards per punt as Raiders returned three for 7 yards and fair caught one, while three were downed and two landed out of bounds.

Mike Windt: Handled all deep snaps Games 1-12.

DEFENSIVE LINE

Corey Liuget: Led defensive line with sack and five tackles Week 1 at Arizona...also led team with three quarterback pressures and tied for team high with three quarterback hits, including big hit on Carson Palmer on opening series of game...in second quarter, six-yard sack on 2nd-and-8 helped force punt that was blocked by Jerry Attaochu, leading to Chargers field goal...**AFC Defensive Player of Week** after outstanding all-around effort Sept. 21 at Buffalo...led team with three pressures and four quarterback hits...in fourth quarter, shared 17-yard sack with Reggie Walker on 3rd-and-5 play, while also forcing fumble...led defensive line with six tackles in game...had another apparent forced fumble taken away earlier in game when officials ruled runner was down by contact and late in fourth quarter, pressure led to throwaway by Bills quarterback E.J. Manuel from end zone that was ruled intentional grounding and resulted in safety for final points in 22-10 win...led team with two tackles for loss Sept. 28 vs. Jacksonville...first led to Jaguars' second series of game ending on downs, followed by Chargers kicking field goal for 3-0 lead...late fourth quarter pressure Oct. 12 at Oakland nearly led to interception by Jarret Johnson and helped create three-and-out to give offense ball back for game-winning drive in 31-28 win...forced first-quarter punt with third-down pass defended and had second quarter sack Oct. 19 vs. Kansas City...two tackles for loss in third quarter Nov. 2 at Miami...also forced second quarter field goal try by batting pass at line of scrimmage on 3rd-down

play in second quarter...led defensive line with six stops vs. Dolphins...third quarter seven-yard sack and forced fumble vs. St. Louis Nov. 23 was scooped up by Andrew Gachkar and returned 13 yards for touchdown and 20-10 lead...earlier in game, drew hands to face penalty that negated 51-yard touchdown for Rams...led team with four tackles for loss in 34-33 win at Baltimore Nov. 30.

Kendall Reyes: Ended back to back fourth quarter series in 22-10 win at Buffalo Sept. 21 with key third down plays...helped end first on downs by combining with Donald Butler for two-yard tackle for loss on 3rd-and-1 play...then ended second with 10-yard sack on 3rd-and-10...ended fourth-quarter Jacksonville drive Sept. 28 with 4th-and-1 tackle for no gain.

Sean Lissemore: First sack of season (-8 yards) helped contribute to three-and-out on New York Jets' opening drive of second half Oct. 5...Bolts scored touchdown for 28-0 lead on ensuing possession...injured quad Nov. 2 at Miami...inactive Nov. 16 vs. Oakland...huge play to blow up 3rd-and-1 for no gain and cap off three-and-out on opening series of third quarter Nov. 23 vs. St. Louis...Chargers answered with touchdown on ensuing possession for 13-10 lead.

Ryan Carrethers: NFL debut with two tackles Sept. 28 vs. Jacksonville...four tackles in first career start Nov. 16 vs. Oakland...injured elbow Nov. 16 vs. Oakland...inactive Nov. 23 vs. St. Louis.

Tenny Palepoi: Season-high two tackles Oct. 5 vs. New York Jets.

Ricardo Mathews: Inactive Weeks 1-3...made Chargers debut Sept. 28 vs. Jacksonville and made huge play with six-yard sack at Jaguars' four late in second quarter...led to three-and-out and on ensuing possession, Chargers scored touchdown to take 17-14 lead and begin run of 23 straight points to close out game...forced fumble in second quarter Oct. 5 vs. New York Jets led to touchdown and 14-0 lead...team-high two tackles for loss Oct. 23 at Denver, including 3rd-and-3 TFL in first quarter to force punt...first start for Chargers Nov. 2 at Miami...led team with three quarterback hits on Shaun Hill in 27-24 win over Rams Nov. 23.

Damion Square: Inactive first seven games for Kansas City...waived Oct. 31...claimed by Chargers Nov. 3...inactive Nov. 16 vs. Oakland and Nov. 23 vs. St. Louis.

INSIDE LINEBACKERS

Donald Butler: Recovered fumble in first quarter Week 1 at Arizona and Week 4 vs. Jacksonville...tied for team high with eight stops vs. Jaguars...six-yard sack in second half of 31-0 win over New York Jets Oct. 5...led team with 11 tackles Oct. 19 vs. Kansas City...led team with 10 stops at Miami Nov. 7...four-yard sack on 3rd-down play vs. Dolphins negated by penalty away from play...fumble recovery on game's opening play Nov. 16 vs. Oakland led to touchdown and 7-0 lead two plays later.

Manti Te'o: Second-quarter pressure Week 1 at Arizona helped Corey Liuget get sack on 2nd-and-8 play...two plays later, Jerry Attaochu blocked punt that led to Chargers field goal...suffered foot injury during Sept. 21 game at Buffalo...inactive Games 4-9 (foot)...returned to action Nov. 16 vs. Oakland.

Reggie Walker: Sept. 21 at Buffalo, combined with Dwight Freeney to put huge hit on quarterback E.J. Manuel on final play of first half and later helped end fourth quarter drive, sharing 17-yard sack with Corey Liuget on 3rd-and-5 play...injured ankle Sept. 21 at Buffalo...inactive Sept. 28 vs. Jacksonville, Oct. 5 vs. New York Jets and Oct. 12 at Oakland.

Kavell Conner: Big play Week 1 at Arizona with special teams tackle at 8-yard-line on kickoff after Chargers scored touchdown for 10-6 lead...drive would ultimately end with Jerry Attaochu sack and forced fumble leading to touchdown for 17-6 edge...in Week 2, forced second-quarter

fumble vs. Seattle's Percy Harvin on kickoff return...fumble was recovered by Darrell Stuckey and Bolts scored touchdown on ensuing possession to take 20-7 lead...started for injured Manti Te'o (foot) Sept. 28 vs. Jacksonville...led squad with eight tackles, including one-yard sack, in 13-6 win over Oakland Nov. 16...was second career sack and first since 2012.

Andrew Gachkar: In starting lineup Sept. 28 vs. Jacksonville and collected first defensive tackles (six) and pressures (two) of season...team-high three tackles for loss among six stops Nov. 2 at Miami...paced squad with three special teams tackles in 13-6 win over Oakland Nov. 16...scored first career touchdown on 13-yard scoop-and-score following Corey Liuget sack and forced fumble for 20-10 third quarter lead over St. Louis Nov. 23...Bolts would go on to win, 27-24...injured knee late in Nov. 23 win over Rams...inactive Nov. 30 at Baltimore, ending streak of 59 straight games played.

OUTSIDE LINEBACKERS

Dwight Freeney: Two quarterback pressures Week 1 at Arizona, twice narrowly missing sacks when Cardinals quarterback Carson Palmer was able to escape...tied for team high with three quarterback hits...recovered third-quarter fumble after sack and strip by Jerry Attaochu that led to touchdown for 17-6 lead...13-yard sack on 3rd-and-8 vs. Russell Wilson forced punt on opening series of game Sept. 14 vs. Seattle...was his first full sack as Charger...combined with Reggie Walker for huge hit on quarterback E.J. Manuel on final play of first half Sept. 21 at Buffalo before sacking Manuel for six-yard loss in third quarter...started 150th career game Sept. 28 vs. Jacksonville and led team with three quarterback hits...led team with three quarterback pressures in Oct. 5 win over New York Jets.

Melvin Ingram: Tied for team high with three quarterback pressures Week 1 at Arizona...huge effort vs. defending Super Bowl Champion Seattle Seahawks Sept. 14...led team for second week in row with three quarterback pressures...recorded three-yard tackle for loss on opening series of game to help force punt and two series later helped force another punt with nine-yard sack and forced fumble on 2nd-and-10 play...injured hip late in Seahawks contest...placed on Reserve-Injured with designation for return, Sept. 20...returned to action Nov. 16 vs. Oakland.

Jarret Johnson: Inactive for Sept. 14 game vs. Seattle while wife, Anna, gave birth to couple's second child, daughter Grace Ann...opened Sept. 28 game vs. Jacksonville with forced fumble on game's opening drive...was 12th-career forced fumble and was recovered by Donald Butler...helped end Jaguars' second drive of game on downs as he and Cordarro Law combined for tackle for no gain on 4th-and-1...later in fourth quarter when Jaguars went for fourth down at Chargers' 35, occupied three blockers on play, allowing Kendall Reyes to make tackle at line of scrimmage and give ball back to Chargers on downs...tied for team high with season-high eight tackles vs. Jaguars...helped force second-quarter field goal try Oct. 19 vs. Kansas City with four-yard sack on 2nd-down play...key third-down pressure vs. Joe Flacco late in fourth quarter forced field goal try that allowed Chargers to drive for game-winning touchdown on ensuing drive in 34-33 win at Baltimore Nov. 30.

Jerry Attaochu: Outstanding effort in NFL debut Week 1 at Arizona...blocked punt in second quarter that led to Chargers field goal...then recorded special teams tackle inside 20 at 18 on ensuing kickoff after made field goal...in third quarter, four-yard sack and forced fumble on 3rd-and-8 play was recovered by Dwight Freeney and led to touchdown for 17-6 lead three plays later...injured hamstring Sept. 21 at Buffalo and inactive for Jacksonville game Sept. 28 and New York Jets game Oct. 5...returned to action Oct. 12 at Oakland...re-injured hamstring and inactive Oct. 19 vs. Kansas City, Oct. 23 at Denver and Nov. 2 at Miami...nine-yard sack to Oakland three on last-ditch drive in 13-6 win over Raiders Nov. 16.

Tourek Williams: Inactive Week 1...tied for team high with two special

teams tackles in 31-0 win over New York Jets Oct. 5...in second quarter vs. Jets, recorded special teams tackle on kickoff at 16...led to three-and-out by Chargers defense and offense scored touchdown on ensuing possession for 21-0 lead...third quarter pressure and quarterback hit on Michael Vick on 3rd-and-25 play in end zone contributed to three-and-out.

Cordarro Law: Spent first three weeks on practice squad...signed to the active roster Sept. 23...fourth-quarter sack in NFL debut Sept. 28 vs. Jacksonville...waived Nov. 15...re-signed to active roster from practice squad Nov. 25.

CORNERBACKS

Brandon Flowers: Inactive Week 2 vs. Seattle while recovering from groin injury...two passes defended in Sept. 21 win over Buffalo, including goal-line pass breakup and near interception in second quarter...first interception as Charger and 18th of career off Jacksonville's Blake Bortles Sept. 28...led to field goal and 27-14 lead for Bolts...on series after interception, solid open-field tackle on 3rd-and-3 forced Jacksonville three-and-out...Bolts kicked field goal to extend lead to 30-14 on ensuing possession...interception for second week in row Oct. 5 in 31-0 win over New York Jets and tied for team high with two passes defended...pick came late in second quarter and allowed Bolts to go into break leading 21-0...earlier in game, had pressure and quarterback hit on third down play to force Jets punt...tied for team lead with two passes defended Oct. 12 at Oakland but left game in third quarter with groin injury and did not return...left Oct. 19 game vs. Chiefs early in second quarter with concussion...interception on St. Louis' first possession of game Nov. 23...led to field goal for early 3-0 lead in game Bolts would win, 27-24...paced squad with two passes defended vs. Rams...tied team-high with two passes defended and helped hold Baltimore's leading receiver, Steve Smith, Sr., to just one catch for two yards in 34-33 win over Ravens Nov. 30.

Shareece Wright: Led team with eight tackles Week 1 at Arizona...tied for team high with seven tackles and made key play to preserve victory Sept. 14 vs. defending Super Bowl Champion Seattle Seahawks...with Chargers leading by six, tackled Percy Harvin for six-yard loss on sweep back to five-yard line on Seattle drive that started with just over three minutes remaining...helped contribute to series ending on downs three plays later...Chargers took possession at Seattle five-yard line and ended up kicking field goal for final points in 30-21 win...six tackles and tackle for loss before leaving Sept. 28 game vs. Jacksonville with knee injury...inactive Oct. 5 vs. New York Jets and Oct. 12 at Oakland...led team with two pass defenses, including third-down pass defended vs. Denver's Julius Thomas down left sideline forced punt Oct. 23 at Broncos...Chargers drove for game-tying touchdown (7-7) on ensuing possession.

Steve Williams: Inactive Week 3 at Buffalo.

Chris Davis: Inactive Weeks 1-2 while recovering from ankle injury...returned to practice leading up to Week 3 but inactive for game...dressed but did not play Sept. 28 vs. Jacksonville...NFL debut Oct. 5 vs. New York Jets...recorded three defensive tackles and saw special teams action...seven tackles and forced fumble in first career start Nov. 2 at Miami...took over as kickoff returner Nov. 2 at Miami and averaged 29.0 yards on four returns with long of 35.

Jason Verrett: Injured hamstring Sept. 21 at Buffalo and inactive Sept. 28 vs. Jacksonville...clinched Oct. 12 win at Oakland (31-28) with interception with 1:13 remaining in fourth quarter...was first NFL pick...also collected six tackles and tied for team high with two passes defended...inactive Oct. 19 vs. Kansas City (shoulder)...returned to action Oct. 23 at Denver but re-injured shoulder in second quarter...inactive Nov. 2 at Miami...placed on "Reserve-Injured" Nov. 15.

SAFETIES

Marcus Gilchrist: Tied for team high with two passes defended in 31-0 win over New York Jets Oct. 5...first sack of season Oct. 19 vs. Kansas City...paced secondary with seven tackles, including one for loss, in 13-6 win over Oakland Nov. 16...clinched 27-24 win over St. Louis on Nov. 23 with interception in end zone with 1:03 left in game.

Eric Weddle: Team-high 10 tackles, including nine solos, and jarring hit to break up fourth quarter pass intended for Marquise Goodwin...first interception of season to help close out Sept. 28 win vs. Jacksonville...fourth quarter pick led to field goal and final points in 33-14 win...big hit to break up third-down pass intended for James Jones in first quarter Oct. 12 at Oakland...Chargers drove 13 plays and 85 yards on ensuing possession after three-and-out and scored touchdown for 14-7 lead...early in third quarter vs. Raiders, attempted pass on fake punt on 4th-and-35 play that fell incomplete...fourth quarter blitz and pressure on Raiders' quarterback Derek Carr led to intentional grounding penalty...after penalty, Chargers had season-long 29-yard punt return that kick-started game-winning touchdown drive for 31-28 win...started 100th career game Oct. 19 vs. Kansas City...led team with 11 tackles Oct. 23 at Denver.

Jahleel Addae: Inactive Weeks 1-2 while recovering from hamstring injury...six-yard sack in fourth quarter Sept. 28 vs. Jacksonville was first of season...opened 31-0 win Oct. 5 vs. New York Jets with special teams tackle at 16 on game's opening kickoff...after punt, Chargers scored touchdown for 7-0 lead...recovered fumble in second quarter that Bolts converted into touchdown for 14-0 advantage...diagnosed with concussion following Oct. 23 game at Denver...inactive Nov. 2 at Miami, Nov. 16 vs. Oakland and Nov. 23 vs. St. Louis (concussion)

Darrell Stuckey: Fumble recovery during second-quarter kickoff return Sept. 14 vs. Seattle set up touchdown for 20-7 lead...special teams tackle inside 20 among two stops and downed two punts inside 10 during 13-6 win over Oakland Nov. 16...first career field goal block in second quarter Nov. 23 vs. St. Louis...led to field goal on ensuing possession and Chargers went on to win by three, 27-24...season-high four special teams tackles Nov. 30 at Baltimore.

WEEK 2 VS. SEATTLE

The Chargers knocked off the defending Super Bowl Champion Seattle Seahawks, 30-21, on a blistering hot day at Qualcomm Stadium. The official air temperature at kickoff was 94 degrees, but a field thermometer shown on television by FOX Sports showed a reading of 115 degrees at kickoff. The Chargers dominated the reigning champions in several key areas, including time of possession (42:15 to 17:45), first downs (26 to 14) and third down conversions (10 of 17 to 3 of 8).

San Diego scored first and led 20-14 at the half on two touchdown catches by **Antonio Gates**, who tied his career high with three on the afternoon. The Bolts sacked Seattle quarterback **Russell Wilson** twice in the first half and capitalized on a turnover during a Seahawks kickoff return, scoring a touchdown for a 20-7 lead.

The teams traded touchdowns in the third quarter, including Gates' third of the afternoon, but the Chargers' defense proved to be the difference down the stretch, holding Seattle to just 35 total yards and two first downs in the final quarter as the Bolts tacked on a late field goal to seal the victory.

Quarterback **Philip Rivers** had an excellent afternoon for the Chargers, completing 28 of 37 (75.7 pct.) for 284 yards with three touchdowns and no interceptions, while San Diego's offensive line allowed just one sack and blocked for 101 yards in the run game.

Score by Quarters	Q1	Q2	Q3	Q4	Total
Seattle Seahawks	7	7	7	0	21
San Diego Chargers	3	17	7	3	30

TM	Q	Time	Play Description (PAT & Drive)	SEA	SD
SD	1	2:52	Novak 50 yd. Field Goal (14-48, 8:01)	0	3
SEA	1	1:27	Harvin 51 yd. run (Hauschka kick) (3-60, 1:25)	7	3
SD	2	12:05	Gates 8 yd. pass from Rivers (Novak kick) (9-80, 4:22)	7	10
SD	2	4:40	Novak 43 yd. Field Goal (10-31, 5:08)	7	13
SD	2	1:04	Gates 8 yd. pass from Rivers (Novak kick) (6-28, 3:30)	7	20
SEA	2	0:12	Turbin 3 yd. pass from Wilson (Hauschka kick) (5-69, 0:52)	14	20
SD	3	3:01	Gates 21 yd. pass from Rivers (Novak kick) (12-75, 6:24)	14	27
SEA	3	0:03	Lynch 14 yd. pass from Wilson (Hauschka kick) (8-70, 2:58)	21	27
SD	4	0:16	Novak 28 yd. Field Goal (4--5, 1:30)	21	30

Attendance — 67,916

Seattle Seahawks vs San Diego Chargers 9/14/2014 at Qualcomm Stadium

Final Individual Statistics

Seattle Seahawks											San Diego Chargers										
RUSHING											RUSHING										
	ATT	YDS	AVG	LG	TD		ATT	YDS	AVG	LG	TD										
P.Harvin	2	45	22.5	51	1	D.Woodhead	8	32	4.0	13	0										
M.Lynch	6	36	6.0	10	0	Ry.Mathews	11	31	2.8	6	0										
R.Wilson	2	18	9.0	13	0	D.Brown	7	21	3.0	16	0										
R.Turbin	2	7	3.5	10	0	P.Rivers	11	17	1.5	12	0										
R.Lockette	1	2	2.0	2	0	Total	37	101	2.7	16	0										
Total	13	108	8.3	51	1	Total	37	101	2.7	16	0										
PASSING											PASSING										
	ATT	CMP	YDS	SK/YD	TD	LG	IN	RT		ATT	CMP	YDS	SK/YD	TD	LG	IN	RT				
R.Wilson	25	17	202	2/22	2	32	0	119.1	P.Rivers	37	28	284	1/8	3	21	0	124.2				
Total	25	17	202	2/22	2	32	0	119.1	Total	37	28	284	1/8	3	21	0	124.2				
PASS RECEIVING											PASS RECEIVING										
	TAR	REC	YDS	AVG	LG	TD		TAR	REC	YDS	AVG	LG	TD								
J.Kearse	5	4	61	15.3	30	0	A.Gates	7	7	96	13.7	21	3								
M.Lynch	4	4	27	6.8	14	1	E.Royal	10	7	69	9.9	16	0								
D.Baldwin	6	3	35	11.7	16	0	K.Allen	6	5	55	11.0	14	0								
R.Turbin	2	2	35	17.5	32	1	D.Woodhead	5	4	28	7.0	14	0								
B.Walters	2	2	17	8.5	17	0	D.Brown	4	3	10	3.3	8	0								
Z.Miller	1	1	22	22.0	22	0	Ry.Mathews	2	2	26	13.0	16	0								
P.Harvin	1	1	5	5.0	5	0	M.Floyd	1	0	0	0.0	0	0								
R.Lockette	1	0	0	0.0	0	0	Total	35	28	284	10.1	21	3								
Total	22	17	202	11.9	32	2	Total	35	28	284	10.1	21	3								
INTERCEPTIONS											INTERCEPTIONS										
	NO	YDS	AVG	LG	TD		NO	YDS	AVG	LG	TD										
Total	0	0	0	0	0	Total	0	0	0	0	0										
PUNTING											PUNTING										
	NO	YDS	AVG	NET	TB	IN20	LG		NO	YDS	AVG	NET	TB	IN20	LG						
J.Ryan	4	213	53.3	41.8	2	0	66	M.Scifres	3	124	41.3	34.7	1	2	53						
Total	4	213	53.3	41.8	2	0	66	Total	3	124	41.3	34.7	1	2	53						
PUNT RETURNS											PUNT RETURNS										
	NO	YDS	AVG	FC	LG	TD		NO	YDS	AVG	FC	LG	TD								
B.Walters	0	0	0.0	1	0	0	E.Royal	1	6	6.0	0	6	0								
[OUT OF BOUNDS]	1	0	0.0	0	0	0	[OUT OF BOUNDS]	1	0	0.0	0	0	0								
[TOUCHBACK]	1	0	0.0	0	0	0	[TOUCHBACK]	2	0	0.0	0	0	0								
Total	0	0	0.0	1	0	0	Total	1	6	6.0	0	6	0								
KICKOFF RETURNS											KICKOFF RETURNS										
	NO	YDS	AVG	FC	LG	TD		NO	YDS	AVG	FC	LG	TD								
P.Harvin	3	68	22.7	0	30	0	D.Johnson	1	0	0.0	0	0	0								
L.Wilson	2	17	8.5	0	13	0	[TOUCHBACK]	3	0	0.0	0	0	0								
D.Baldwin	1	9	9.0	0	9	0	Total	1	0	0.0	0	0	0								
[OUT OF BOUNDS]	1	0	0.0	0	0	0	Total	1	0	0.0	0	0	0								
Total	6	94	15.7	0	30	0	Total	1	0	0.0	0	0	0								

Seattle Seahawks

FUMBLES										
	FUM	LOST	OWN-REC	YDS	TD	FORCED	OPP-REC	YDS	TD	OUT-BDS
P.Harvin	1	1	0	0	0	0	0	0	0	0
R.Wilson	1	0	0	0	0	0	0	0	0	0
L.Wilson	0	0	1	0	0	0	0	0	0	0
Total	2	1	1	0	0	0	0	0	0	0

San Diego Chargers

FUMBLES										
	FUM	LOST	OWN-REC	YDS	TD	FORCED	OPP-REC	YDS	TD	OUT-BDS
P.Rivers	2	0	1	-2	0	0	0	0	0	0
Ry.Mathews	1	0	1	0	0	0	0	0	0	0
E.Royal	0	0	1	0	0	0	0	0	0	0
K.Conner	0	0	0	0	0	1	0	0	0	0
M.Ingram	0	0	0	0	0	1	0	0	0	0
D.Stackey	0	0	0	0	0	0	1	0	0	0
Total	3	0	3	-2	0	2	1	0	0	0

WEEK 7 VS. KANSAS CITY

The Chargers' five-game winning streak came to an end with a heart-breaking 23-20 loss to the Chiefs at Qualcomm Stadium.

Kansas City's **Cairo Santos** kicked a game-winning 48-yard field goal with 21 seconds left in the game, just 1:36 after the Bolts had tied the game on a 48-yard **Nick Novak** field goal.

The game was a see-saw battle throughout. The Chargers scored first to go up 7-0 and then scored a late second-quarter touchdown to go up 14-13 at the break. Kansas City came out of the locker room at halftime and dominated time of possession in the third quarter, 13:58 to 1:02 and they scored 10 straight points to take a 20-14 lead early in the fourth quarter.

The Chargers rallied and strung together two field goal drives in the fourth quarter to tie the game, but it wasn't enough as Kansas City drove for the game-winning field goal to escape with the win.

Score by Quarters	Q1	Q2	Q3	Q4	Total
Kansas City Chiefs	0	10	3	10	23
San Diego Chargers	7	7	0	6	20

TM	Q	Time	Play Description (PAT & Drive)	KC	SD
SD	1	3:15	Phillips 1 yd pass from Rivers (Novak kick) (5-61, 2:41)	0	7
KC	2	14:51	Charles 16 yd run (Santos kick) (6-66, 3:24)	7	7
KC	2	3:11	Santos 28 yd Field Goal (14-56, 9:31)	10	7
SD	2	0:14	Gates 27 yd pass from Rivers (Novak kick) (6-80, 0:41)	10	14
KC	3	8:35	Santos 40 yd Field Goal (12-63, 6:25)	13	14
KC	4	14:50	Sherman 11 yd pass from Smith (Santos kick) (11-70, 7:43)	20	14
SD	4	9:36	Novak 24 yd Field Goal (12-77, 5:14)	20	17
SD	4	1:57	Novak 48 yd Field Goal (9-58, 3:42)	20	20
KC	4	0:21	Santos 48 yd Field Goal (9-62, 1:36)	23	20

Attendance — 65,260

Kansas City Chiefs vs San Diego Chargers
10/19/2014 at Qualcomm Stadium

Final Individual Statistics

Kansas City Chiefs											San Diego Chargers															
RUSHING	ATT	YDS	AVG	LG	TD	RUSHING	ATT	YDS	AVG	LG	TD	RUSHING	ATT	YDS	AVG	LG	TD									
J.Charles	22	95	4.3	16	1	B.Oliver	15	67	4.5	13	0	A.Smith	6	29	4.8	9	0	R.Brown	1	2	2.0	2	0			
K.Davis	10	25	2.5	12	0	D.Thomas	1	5	5.0	5	0	Total	39	154	3.9	16	1	Total	16	69	4.3	13	0			
Total	32	120	3.8	16	1	Total	16	69	4.3	13	0	Total	39	154	3.9	16	1	Total	16	69	4.3	13	0			
PASSING	ATT	CMP	YDS	SK/YD	TD	LG	IN	RT	PASSING	ATT	CMP	YDS	SK/YD	TD	LG	IN	RT	PASSING	ATT	CMP	YDS	SK/YD	TD	LG	IN	RT
A.Smith	28	19	221	3/10	1	26	0	103.4	P.Rivers	31	17	205	2/23	2	27	1	83.4	Total	31	17	205	2/23	2	27	1	83.4
Total	28	19	221	3/10	1	26	0	103.4	Total	31	17	205	2/23	2	27	1	83.4	Total	31	17	205	2/23	2	27	1	83.4
PASS RECEIVING	TAR	REC	YDS	AVG	LG	TD	PASS RECEIVING	TAR	REC	YDS	AVG	LG	TD	PASS RECEIVING	TAR	REC	YDS	AVG	LG	TD						
D.Boone	7	5	84	16.8	26	0	K.Allen	10	5	58	9.7	18	0	D.Cokquitt	4	4	33	8.3	16	0						
T.Kelce	4	4	33	8.3	16	0	A.Gates	5	3	61	20.3	27	1	A.Jenkins	2	2	37	18.5	19	0						
A.Jenkins	2	2	37	18.5	19	0	M.Floyd	7	3	50	16.7	24	0	D.Thomas	2	2	21	10.5	15	0						
D.Thomas	2	2	21	10.5	15	0	B.Oliver	2	2	11	5.5	9	0	J.Charles	4	2	12	6.0	8	0						
J.Charles	4	2	12	6.0	8	0	E.Royal	5	1	20	20.0	20	0	A.Sherman	2	2	12	6.0	11	1						
A.Sherman	2	2	12	6.0	11	1	R.Brown	1	1	4	4.0	4	0	K.Davis	1	1	11	11.0	11	0						
K.Davis	1	1	11	11.0	11	0	J.Phillips	1	1	1	1.0	1	1	A.Wilson	1	1	11	11.0	11	0						
A.Wilson	1	1	11	11.0	11	0	Total	31	17	205	12.1	27	2	F.Hammond	2	0	0	0.0	0	0						
F.Hammond	2	0	0	0.0	0	0	Total	31	17	205	12.1	27	2	D.Harris	1	0	0	0.0	0	0						
D.Harris	1	0	0	0.0	0	0	Total	31	17	205	12.1	27	2	J.Herningway	1	0	0	0.0	0	0						
J.Herningway	1	0	0	0.0	0	0	Total	31	17	205	12.1	27	2	A.Fasano	1	0	0	0.0	0	0						
A.Fasano	1	0	0	0.0	0	0	Total	31	17	205	12.1	27	2	Total	28	19	221	11.6	26	1						
Total	28	19	221	11.6	26	1	Total	31	17	205	12.1	27	2	Total	28	19	221	11.6	26	1						
INTERCEPTIONS	NO	YDS	AVG	LG	TD	INTERCEPTIONS	NO	YDS	AVG	LG	TD	INTERCEPTIONS	NO	YDS	AVG	LG	TD									
K.Coleman	1	12	12.0	12	0	Total	0	0	0	0	0	Total	0	0	0	0	0									
Total	1	12	12.0	12	0	Total	0	0	0	0	0	Total	0	0	0	0	0									
PUNTING	NO	YDS	AVG	NET	TB	IN20	LG	PUNTING	NO	YDS	AVG	NET	TB	IN20	LG											
D.Cokquitt	4	173	43.3	38.3	1	2	51	M.Schfres	5	285	57.0	47.6	0	1	64											
Total	4	173	43.3	38.3	1	2	51	Total	5	285	57.0	47.6	0	1	64											
PUNT RETURNS	NO	YDS	AVG	FC	LG	TD	PUNT RETURNS	NO	YDS	AVG	FC	LG	TD													
D.Thomas	3	47	15.7	0	27	0	K.Allen	0	0	0.0	1	0	0													
[DOWNED]	2	0	0.0	0	0	0	[DOWNED]	1	0	0.0	0	0	0													
Total	3	47	15.7	0	27	0	[OUT OF BOUNDS]	1	0	0.0	0	0	0													
Total	3	47	15.7	0	27	0	[TOUCHBACK]	1	0	0.0	0	0	0													
Total	3	47	15.7	0	27	0	Total	0	0	0.0	1	0	0													
KICKOFF RETURNS	NO	YDS	AVG	FC	LG	TD	KICKOFF RETURNS	NO	YDS	AVG	FC	LG	TD													
K.Davis	3	56	18.7	0	22	0	S.Draughn	3	58	19.3	0	20	0													
D.Thomas	2	36	18.0	0	21	0	[TOUCHBACK]	3	0	0.0	0	0	0													
Total	5	92	18.4	0	22	0	Total	3	58	19.3	0	20	0													
Kansas City Chiefs													San Diego Chargers													
FUMBLES													FUMBLES													
FUM	LOST	OWN-REC	YDS	TD	FORCED	OPP-REC	YDS	TD	OUT-BDS	FUM	LOST	OWN-REC	YDS	TD	FORCED	OPP-REC	YDS	TD	OUT-BDS							
T.Hall	0	0	0	0	0	1	0	0	0	P.Rivers	1	0	1	0	0	0	0	0	0							
Total	0	0	0	0	0	1	0	0	0	Total	1	0	1	0	0	0	0	0	0							
San Diego Chargers													San Diego Chargers													
FUMBLES													FUMBLES													
FUM	LOST	OWN-REC	YDS	TD	FORCED	OPP-REC	YDS	TD	OUT-BDS	FUM	LOST	OWN-REC	YDS	TD	FORCED	OPP-REC	YDS	TD	OUT-BDS							
P.Rivers	1	0	1	0	0	0	0	0	0	Total	1	0	1	0	0	0	0	0	0							
Total	1	0	1	0	0	0	0	0	0	Total	1	0	1	0	0	0	0	0	0							

WEEK 8 AT DENVER

The Chargers saw their record fall to 5-3 on the heels of a 35-21 loss to the Denver Broncos in a Thursday Night game at Sports Authority Field.

The game was close early, tied 7-7 until late in the second quarter, but the Broncos went on a 21-point run to stake out to a 28-7 lead mid-way through the third quarter. The Chargers fought back behind two touchdown catches from Antonio Gates, who became the franchise's all-time leader for receiving yards during the game, but Denver's offense was too much and they held off the Bolts for the 35-21 win.

Denver ended up outgaining the Chargers, 425 to 306, but the biggest difference in the game was third downs. Denver converted 8 of 13 (62 pct), while the Chargers converted just 4 of 10 (40 pct.).

Score by Quarters	Q1	Q2	Q3	Q4	Total
San Diego Chargers	0	7	7	7	21
Denver Broncos	0	14	14	7	35

TM	Q	Time	Play Description (PAT & Drive)	SD	DEN
DEN	2	13:35	Sanders 2 yd pass from Manning (McManus kick) (7-69, 3:18)	0	7
SD	2	3:07	Allen 2 yd pass from Rivers (Novak kick) (13-84, 7:31)	7	7
DEN	2	0:32	Sanders 31 yd pass from Manning (McManus kick) (8-74, 2:35)	7	14
DEN	3	10:53	Sanders 3 yd pass from Manning (McManus kick) (6-51, 2:42)	7	21
DEN	3	7:34	Thompson 2 yd run (McManus kick) (5-61, 1:41)	7	28
SD	3	2:39	Gates 4 yd pass from Rivers (Novak kick) (12-80, 4:55)	14	28
DEN	4	13:29	Thompson 1 yd run (McManus kick) (8-65, 4:10)	14	35
SD	4	9:31	Gates 10 yd pass from Rivers (Novak kick) (8-80, 3:58)	21	35

Attendance — 76,907

San Diego Chargers vs Denver Broncos
10/23/2014 at Sports Authority Field at Mile High

Final Individual Statistics

San Diego Chargers											Denver Broncos										
RUSHING											RUSHING										
	ATT	YDS	AVG	LG	TD		ATT	YDS	AVG	LG	TD		ATT	YDS	AVG	LG	TD				
B.Oliver	13	36	2.8	23	0	R.Hillman	20	109	5.5	37	0	P.Rivers	1	17	17.0	17	0				
P.Rivers	1	8	8.0	8	0	J.Thompson	7	24	3.4	5	2	R.Brown	1	6	6.0	6	0				
R.Brown	1	8	8.0	8	0	E.Sanders	1	0	0.0	0	0	P.Manning	1	0	0.0	0	0				
						C.Anderson	1	0	0.0	0	0	Total	30	139	4.6	37	2				
Total	15	61	4.1	23	0	Total	30	139	4.6	37	2										
PASSING											PASSING										
	ATT	CMP	YDS	SK/YD	TD	LG	IN	RT		ATT	CMP	YDS	SK/YD	TD	LG	IN	RT				
P.Rivers	41	30	252	2/7	3	31	2	92.7	P.Manning	35	25	286	0/0	3	38	0	124.2				
Total	41	30	252	2/7	3	31	2	92.7	Total	35	25	286	0/0	3	38	0	124.2				
PASS RECEIVING											PASS RECEIVING										
	TAR	REC	YDS	AVG	LG	TD		TAR	REC	YDS	AVG	LG	TD								
K.Allen	13	9	73	8.1	19	1	E.Sanders	9	9	120	13.3	38	3								
B.Oliver	8	7	27	3.9	22	0	D.Thomas	12	8	105	13.1	23	0								
A.Gates	8	5	54	10.8	31	2	R.Hillman	4	3	29	9.7	16	0								
M.Floyd	7	4	58	14.5	26	0	J.Thomas	6	2	23	11.5	17	0								
E.Royal	3	3	29	9.7	15	0	W.Welker	2	2	5	2.5	5	0								
L.Green	1	1	9	9.0	9	0	J.Tamme	1	1	4	4.0	4	0								
R.Brown	1	1	2	2.0	2	0	J.Thompson	1	0	0	0.0	0	0								
Total	41	30	252	8.4	31	3	Total	35	25	286	11.4	38	3								
INTERCEPTIONS											INTERCEPTIONS										
	NO	YDS	AVG	LG	TD		NO	YDS	AVG	LG	TD										
Total	0	0	0	0	0	C.Harris	1	1	1.0	1	0										
						R.Moore	1	0	0.0	0	0										
						Total	2	1	0.5	1	0										
PUNTING											PUNTING										
	NO	YDS	AVG	NET	TB	IN20	LG		NO	YDS	AVG	NET	TB	IN20	LG						
M.Scifres	4	197	49.3	44.8	0	1	58	B.Colquitt	4	162	40.5	39.0	0	3	49						
Total	4	197	49.3	44.8	0	1	58	Total	4	162	40.5	39.0	0	3	49						
PUNT RETURNS											PUNT RETURNS										
	NO	YDS	AVG	FC	LG	TD		NO	YDS	AVG	FC	LG	TD								
K.Allen	1	6	6.0	3	6	0	I.Burse	2	18	9.0	2	14	0								
Total	1	6	6.0	3	6	0	Total	2	18	9.0	2	14	0								
KICKOFF RETURNS											KICKOFF RETURNS										
	NO	YDS	AVG	FC	LG	TD		NO	YDS	AVG	FC	LG	TD								
[TOUCHBACK]	6	0	0.0	0	0	0	A.Caldwell	2	64	32.0	0	34	0								
Total	6	0	0.0	0	0	0	[TOUCHBACK]	2	0	0.0	0	0	0								
							Total	2	64	32.0	0	34	0								
San Diego Chargers FUMBLES											Denver Broncos FUMBLES										
	FUM	LOST	OWN-REC	YDS	TD	FORCED	OPP-REC	YDS	TD	OUT-BDS											
E.Weddle	0	0	0	0	0	1	0	0	0	0											
Total	0	0	0	0	0	1	0	0	0	0											
San Diego Chargers FUMBLES											Denver Broncos FUMBLES										
	FUM	LOST	OWN-REC	YDS	TD	FORCED	OPP-REC	YDS	TD	OUT-BDS											
P.Manning	1	0	1	-4	0	0	0	0	0	0											
E.Sanders	1	0	0	0	0	0	0	0	0	0											
W.Welker	0	0	1	0	0	0	0	0	0	0											
Total	2	0	2	-4	0	0	0	0	0	0											

WEEK 9 AT MIAMI

The Chargers traveled to Miami and lost to the Dolphins, 37-0, for their first shutout loss since a 34-0 defeat at Kansas City on Oct. 31, 1999. The Bolts' streak of 240 games without being shutout had been the NFL's third-longest active streak.

Miami dominated the game, outgaining the Chargers in total yards, 441 to 178, including a yardage differential of 132 to 50 on the ground and 309 to 148 through the air.

The Chargers opened the game with a solid 13-play, 77-yard drive to the Dolphins' 22 but they were unable to convert a 4th-and-1 late in the drive. On the ensuing possession, Miami drove 10 plays and 82 yards for a touchdown and a 7-0 lead. The Dolphins would go on to tack on 13 more points in the first half for a 20-0 lead at the break and then they broke open the game in the third quarter, outscoring the Bolts 17-0 en route to the victory.

The Chargers were stymied by four turnovers, including three interceptions by **Philip Rivers**, who had his team-record streaks for games with a touchdown pass (28) and games with multiple touchdown passes (7) both come to an end.

With the loss, the Chargers record fell to 5-4 on the season.

Score by Quarters	Q1	Q2	Q3	Q4	Total
San Diego Chargers	0	0	0	0	0
Miami Dolphins	7	13	17	0	37

TM	Q	Time	Play Description (PAT & Drive)	SD	MIA
MIA	1	1:40	Clay 6 yd pass from Tannehill (Sturgis kick) (10-77, 5:56)	0	7
MIA	2	11:08	Miller 2 yd run (Sturgis kick) (8-61, 3:42)	0	14
MIA	2	8:53	Sturgis 26 yd Field Goal (5-23, 1:58)	0	17
MIA	2	1:52	Sturgis 25 yd Field Goal (11-63, 5:31)	0	20
MIA	3	11:02	Matthews 21 yd pass from Tannehill (Sturgis kick) (8-72, 3:58)	0	27
MIA	3	7:04	Sturgis 23 yd Field Goal (6-14, 2:01)	0	30
MIA	3	2:00	Landry 14 yd pass from Tannehill (Sturgis kick) (1-14, 0:05)	0	37

Attendance — 70,222

San Diego Chargers vs Miami Dolphins
11/2/2014 at Sun Life Stadium

Final Individual Statistics

San Diego Chargers											Miami Dolphins										
RUSHING											RUSHING										
	ATT	YDS	AVG	LG	TD		ATT	YDS	AVG	LG	TD		ATT	YDS	AVG	LG	TD				
D.Brown	4	23	5.8	16	0	L.Miller	11	49	4.5	14	1										
B.Oliver	13	19	1.5	11	0	R.Tannehill	4	47	11.8	22	0										
R.Brown	1	5	5.0	5	0	D.Williams	11	28	2.5	9	0										
P.Rivers	1	3	3.0	3	0	Dn.Thomas	9	8	0.9	5	0										
Total	19	50	2.6	16	0	Total	35	132	3.8	22	1										
PASSING											PASSING										
	ATT	CMP	YDS	SK/YD	TD	LG	IN	RT		ATT	CMP	YDS	SK/YD	TD	LG	IN	RT				
P.Rivers	23	12	138	3/11	0	18	3	31.0	R.Tannehill	34	24	288	0/0	3	38	0	125.6				
K.Clemens	3	1	10	1/9	0	10	0	43.8	M.Moore	4	2	21	0/0	0	14	0	65.6				
Total	26	13	148	4/20	0	18	3	27.9	M.Wallace	1	0	0	0/0	0	0	0	39.6				
Total	26	13	148	4/20	0	18	3	27.9	Total	39	26	309	0/0	3	38	0	116.3				
PASS RECEIVING											PASS RECEIVING										
	TAR	REC	YDS	AVG	LG	TD		TAR	REC	YDS	AVG	LG	TD		TAR	REC	YDS	AVG	LG	TD	
M.Floyd	5	4	60	15.0	18	0	C.Clay	8	5	65	13.0	24	1								
K.Allen	9	4	47	11.8	17	0	B.Hartline	7	5	50	10.0	18	0								
A.Gates	5	3	28	9.3	10	0	J.Landry	6	5	46	9.2	14	1								
B.Oliver	2	1	7	7.0	7	0	M.Wallace	8	3	50	16.7	38	0								
D.Brown	2	1	6	6.0	6	0	D.Williams	2	2	23	11.5	21	0								
E.Royal	1	0	0	0.0	0	0	Dn.Thomas	2	2	14	7.0	12	0								
R.Brown	1	0	0	0.0	0	0	R.Matthews	1	1	21	21.0	21	1								
L.Green	1	0	0	0.0	0	0	B.Gibson	2	1	18	18.0	18	0								
Total	26	13	148	11.4	18	0	Total	39	26	309	11.9	38	3								
INTERCEPTIONS											INTERCEPTIONS										
	NO	YDS	AVG	LG	TD		NO	YDS	AVG	LG	TD		NO	YDS	AVG	LG	TD				
Total	0	0	0	0	0		B.Grimes	2	26	13.0	26	0									
							R.Jones	1	16	16.0	16	0									
Total	0	0	0	0	0		Total	3	42	14.0	26	0									
PUNTING											PUNTING										
	NO	YDS	AVG	NET	TB	IN20	LG		NO	YDS	AVG	NET	TB	IN20	LG						
M.Scifres	5	226	45.2	34.2	0	0	55		B.Fields	2	94	47.0	47.0	0	2	52					
Total	5	226	45.2	34.2	0	0	55		Total	2	94	47.0	47.0	0	2	52					
PUNT RETURNS											PUNT RETURNS										
	NO	YDS	AVG	FC	LG	TD		NO	YDS	AVG	FC	LG	TD								
K.Allen	0	0	0.0	2	0	0		J.Landry	4	55	13.8	0	21	0							
Total	0	0	0.0	2	0	0		[DOWNED]	1	0	0.0	0	0	0							
								Total	4	55	13.8	0	21	0							
KICKOFF RETURNS											KICKOFF RETURNS										
	NO	YDS	AVG	FC	LG	TD		NO	YDS	AVG	FC	LG	TD								
C.Davis	4	116	29.0	0	35	0		J.Landry	1	31	31.0	0	31	0							
[TOUCHBACK]	4	0	0.0	0	0	0		Total	1	31	31.0	0	31	0							
Total	4	116	29.0	0	35	0		Total	1	31	31.0	0	31	0							
San Diego Chargers FUMBLES											Miami Dolphins FUMBLES										
	FUM	LOST	OWN-REC	YDS	TD	FORCED	OPP-REC	YDS	TD	OUT-BDS		FUM	LOST	OWN-REC	YDS	TD	FORCED	OPP-REC	YDS	TD	OUT-BDS
P.Rivers	1	1	0	0	0	0	0	0	0	0		R.Tannehill	1	0	0	0	0	0	0	0	0
C.Davis	0	0	0	0	0	1	0	0	0	0		S.Satele	0	0	1	0	0	0	0	0	0
Total	1	1	0	0	0	1	0	0	0	0		O.Vernon	0	0	0	0	1	0	0	0	0
												J.Odrick	0	0	0	0	0	1	0	0	0
Total	1	0	1	0	0	1	1	0	0	0		Total	1	0	1	0	0	1	0	0	0

WEEK 13 AT BALTIMORE

The Chargers picked up an important late-season victory, overcoming a 10-point fourth-quarter deficit by scoring 21 points in the final period to defeat the Baltimore Ravens, 34-33, before a crowd of 71,060 at M&T Bank Stadium.

The Chargers fell behind the Ravens early and trailed for nearly the entire game until taking the lead with 38 seconds remaining in the fourth quarter.

The game was a wild one. It featured 55 first downs, 31 for the Chargers and 24 for the Ravens, and both teams were efficient on third down with the Bolts converting 9 of 11 (second best in team history) and the Ravens converting 7 of 12. One of the big differences in the game was in the red zone, especially for San Diego's defense. The Ravens made seven trips into the red zone, but the Bolts' held them to field goals on four of the seven trips and it made a difference at the end. There were also 22 penalties called in the game with the Bolts getting flagged eight times and the Ravens 14.

Even though the Ravens led for nearly the entire game, it was close throughout. Baltimore's lead never grew larger than 10 points. The Chargers trailed 23-13 going into the fourth quarter and 30-20 with 6:13 remaining but **Philip Rivers** threw two touchdown passes in the final 6:13 and San Diego's defense came up with a huge stop to force a field goal try with 2:22 remaining to set the wheels in motion for the game-winning touchdown drive. On the game winning drive, Rivers led the team 80 yards in eight plays and **Eddie Royal** caught the winner, a one-yard touchdown pass from Rivers, with 38 seconds left in the game. **Keenan Allen** had three big catches for 33 yards on the game-winning drive, while **Malcom Floyd** converted a key third down, and then one play later he helped set up the game-winner by drawing a 23-yard pass interference penalty in the end zone to give the Bolts the ball at Baltimore's one.

With the win, the Chargers improved to 8-4 while Baltimore fell to 7-5.

Score by Quarters	Q1	Q2	Q3	Q4	Total
San Diego Chargers	7	3	3	21	34
Baltimore Ravens	10	6	7	10	33

TM	Q	Time	Play Description (PAT & Drive)	SD	BAL
BAL	1	10:46	Smith 16 yd pass from Flacco (Tucker kick) (8-61, 4:14)	0	7
BAL	1	7:48	Tucker 33 yd Field Goal (4-4, 2:11)	0	10
SD	1	0:20	Allen 12 yd pass from Rivers (Novak kick) (13-80, 7:28)	7	10
BAL	2	11:09	Tucker 21 yd Field Goal (11-66, 4:11)	7	13
BAL	2	1:41	Tucker 29 yd Field Goal (9-73, 4:01)	7	16
SD	2	0:02	Novak 52 yd Field Goal (10-46, 1:39)	10	16
SD	3	10:10	Novak 26 yd Field Goal (9-72, 4:50)	13	16
BAL	3	5:01	Smith 10 yd pass from Flacco (Tucker kick) (10-53, 5:09)	13	23
SD	4	13:12	Mathews 14 yd run (Novak kick) (5-59, 2:05)	20	23
BAL	4	6:13	Flacco 1 yd run (Tucker kick) (12-79, 6:59)	20	30
SD	4	3:40	Allen 23 yd pass from Rivers (Novak kick) (6-77, 2:33)	27	30
BAL	4	2:22	Tucker 31 yd Field Goal (6-17, 1:18)	27	33
SD	4	0:38	Royal 1 yd pass from Rivers (Novak kick) (8-80, 1:44)	34	33

Attendance — 71,060

**San Diego Chargers vs Baltimore Ravens
11/30/2014 at M&T Bank Stadium**

Final Individual Statistics

San Diego Chargers											Baltimore Ravens											
RUSHING											RUSHING											
	ATT	YDS	AVG	LG	TD		ATT	YDS	AVG	LG	TD											
Ry,Mathews	12	40	3.3	14	1	J.Forsett	24	106	4.4	23	0											
P.Rivers	4	19	4.8	9	0	B.Pierce	6	16	2.7	6	0											
B.Oliver	1	7	7.0	7	0	J.Flacco	2	3	1.5	2	1											
D.Brown	1	-2	-2.0	-2	0																	
Total	18	64	3.6	14	1	Total	32	125	3.9	23	1											
PASSING											PASSING											
	ATT	CMP	YDS	SK/YD	TD	LG	IN	RT		ATT	CMP	YDS	SK/YD	TD	LG	IN	RT					
P.Rivers	45	34	383	2/7	3	59	1	113.5	J.Flacco	31	19	225	0/0	2	31	0	104.9					
Total	45	34	383	2/7	3	59	1	113.5	Total	31	19	225	0/0	2	31	0	104.9					
PASS RECEIVING											PASS RECEIVING											
	TAR	REC	YDS	AVG	LG	TD		TAR	REC	YDS	AVG	LG	TD									
K.Allen	15	11	121	11.0	23	2	T.Smith	8	6	65	10.8	17	2									
E.Royal	10	9	81	9.0	21	1	K.Aiken	4	3	51	17.0	24	0									
A.Gates	8	7	83	11.9	23	0	M.Brown	3	3	25	8.3	10	0									
M.Floyd	6	3	85	28.3	59	0	J.Jones	2	2	35	17.5	31	0									
L.Green	2	2	1	0.5	3	0	O.Daniels	3	2	30	15.0	21	0									
Ry,Mathews	2	1	6	6.0	6	0	J.Forsett	3	2	17	8.5	15	0									
D.Brown	1	1	6	6.0	6	0	S.Smith	4	1	2	2.0	2	0									
S.Ajrotutu	1	0	0	0.0	0	0	K.Jusczyk	2	0	0	0.0	0	0									
Total	45	34	383	11.3	59	3	B.Pierce	1	0	0	0.0	0	0									
							C.Gillmore	1	0	0	0.0	0	0									
Total							Total	31	19	225	11.8	31	2									
INTERCEPTIONS											INTERCEPTIONS											
	NO	YDS	AVG	LG	TD		NO	YDS	AVG	LG	TD											
Total	0	0	0	0	0	D.Smith	1	0	0.0	0	0											
						Total	1	0	0.0	0	0											
Total						Total																
PUNTING											PUNTING											
	NO	YDS	AVG	NET	TB	IN20	LG		NO	YDS	AVG	NET	TB	IN20	LG							
M.Scifres	1	54	54.0	44.0	0	0	54	S.Koch	1	39	39.0	39.0	0	0	39							
Total	1	54	54.0	44.0	0	0	54	Total	1	39	39.0	39.0	0	0	39							
PUNT RETURNS											PUNT RETURNS											
	NO	YDS	AVG	FC	LG	TD		NO	YDS	AVG	FC	LG	TD									
[OUT OF BOUNDS]	1	0	0.0	0	0	0	J.Jones	1	10	10.0	0	10	0									
Total	0	0	0.0	0	0	0	Total	1	10	10.0	0	10	0									
KICKOFF RETURNS											KICKOFF RETURNS											
	NO	YDS	AVG	FC	LG	TD		NO	YDS	AVG	FC	LG	TD									
C.Davis	2	48	24.0	0	28	0	J.Jones	4	133	33.3	0	72	0									
[TOUCHBACK]	6	0	0.0	0	0	0	C.Gillmore	1	15	15.0	0	15	0									
Total	2	48	24.0	0	28	0	L.Taliaferro	1	15	15.0	0	15	0									
							K.Jusczyk	1	12	12.0	0	12	0									
Total							Total	7	175	25.0	0	72	0									
San Diego Chargers FUMBLES											Baltimore Ravens FUMBLES											
	FUM	LOST	OWN-REC	YDS	TD	FORCED	OPP-REC	YDS	TD	OUT-BDS		FUM	LOST	OWN-REC	YDS	TD	FORCED	OPP-REC	YDS	TD	OUT-BDS	
E.Royal	1	1	0	0	0	0	0	0	0	0	J.Jones	1	0	1	0	0	0	0	0	0	0	0
Total	1	1	0	0	0	0	0	0	0	0	C.Cantly	0	0	0	0	0	1	0	0	0	0	0
											J.Miles	0	0	0	0	0	0	1	0	0	0	0
Total											Total	1	0	1	0	0	1	1	0	0	0	0

INSIDE THE NUMBERS

CHARGERS RECORD WHEN: (INCL. PLAYOFFS)

At Home: 5-1	+ Turnover Ratio: 5-1
On the Road: 3-3	— Turnover Ratio: 1-3
In September: 3-1	= Turnover Ratio: 2-0
In October: 2-2	Chargers pass for 300+ yards: 3-0
In November: 3-1	Chargers pass for less than 300 yards: 5-4
In December: 0-0	Opponents pass for 300+ yards: 0-2
Chargers Score First: 6-1	Opponents pass for less than 300 yards: 8-2
Opponents Score First: 2-3	Chargers score 20 or more points: 7-2
Leading at the Half: 5-1	Chargers score less than 20 points: 1-2
Trailing at the Half: 2-3	Opponents score 20 or more points: 4-3
Tied at the Half: 1-0	Opponents score less than 20 points: 4-1
Leading after 3Q: 6-2	Outdoors: 8-3
Trailing after 3Q: 1-2	Indoors: 0-1
Tied after 3Q: 1-0	Day Games: 8-2
Team Rushes for 100+ yards: 5-0	Night Games: 0-2
Team Rushes for less than 100 yards: 3-4	Natural Grass: 6-4
Opponent Rushes for 100+ yards: 4-4	Artificial Surface: 2-0
Opponent rushes for less than 100 yds: 4-0	

WEEK-BY-WEEK RANKINGS

After Week	Opponent	Offense			Defense		
		Total	Run	Pass	Total	Run	Pass
9/8	at Arizona	27	31	17	23	16	24
9/14	SEATTLE	19	27	8	18	15	19
9/21	at Buffalo	19	26	12	10	9t	14t
9/28	JACKSONVILLE	17	31	5	9	9	11
10/5	N.Y. JETS	11	27	7	3	9	2
10/12	at Oakland	12	25	6	3	9	4
10/19	KANSAS CITY	11	29	6	5	13	3
10/23	at Denver	15	30	8	10	14	6
11/2	at Miami	22	30	10	11	16t	11
11/9	BYE	21	30	11	12	17	9t
11/16	OAKLAND	22	29	13	9	12t	6
11/23	ST. LOUIS	20	27	13	9	15	6
11/30	at Baltimore	16	28	11	8	15	7
12/7	NEW ENGLAND						
12/14	DENVER						
12/20	at San Francisco						
12/28	at Kansas City						

TURNOVER RATIO

Date	Opponent	Takeaways			Pts.	Giveaways			Net	W-L	
		Int.	Fum.	Total		Int.	Fum.	Total			
9/8	at Arizona	0	2	2	7	1	0	1	3	+1	L
9/14	SEATTLE	0	1	1	7	0	0	0	0	+1	W
9/21	at Buffalo	0	0	0	0	0	0	0	0	0	W
9/28	JACKSONVILLE	2	1	3	6	0	0	0	0	+3	W
10/5	N.Y. JETS	1	1	2	7	1	0	1	0	+1	W
10/12	at Oakland	1	0	1	0	0	0	0	0	+1	W
10/19	KANSAS CITY	0	0	0	0	1	0	1	0	-1	L
10/23	at Denver	0	0	0	0	2	0	2	7	-2	L
11/2	at Miami	0	0	0	0	3	1	4	13	-4	L
11/16	OAKLAND	1	0	1	7	0	0	0	0	+1	W
11/23	ST. LOUIS	2	1	3	10	1	2	3	14	0	W
11/30	at Baltimore	0	0	0	0	1	1	2	6	-2	W
12/7	NEW ENGLAND										
12/14	DENVER										
12/20	at San Francisco										
12/28	at Kansas City										
TOTALS		7	6	13	44	10	4	14	43	-1	8-4

RANKINGS COMPARISON

(based on 2014 regular-season rankings)

Chargers	Patriots		Patriots	Chargers
Offense	Defense		Offense	Defense
16	19	Total Yards/Game	6	8
14	18	Total Yards/Play	12	14
28	14	Rushing Yards/Game	16	15
30	16	Rushing Yards/Play	22	22
11	23	Passing Yards/Game	7	7
6	14	Passing Yards/Play	13	12
16	12	Pct. Had Intercepted	2	27
13	20	Sacks/Pass Play	2	29
16	26	First Downs/Game	4	7
3	22	Third-Down Efficiency	8	29
30t	8	Fourth-Down Efficiency	5t	3
18	16	Punt Return Avg.	7	25
21	6	Kickoff Return Avg.	8	9
10	26	Gross Punting Avg.	19	29
17	11	Net Punting Avg.	18	30
14	13	Points/Game	3	12
2	8	Field Goal Pctg.	5	9t

TALE OF THE TAPE

(based on 2014 regular season statistics)

Chargers Offense	Patriots Defense
244	TOTAL FIRST DOWNS.....261
56Rushing.....72
161Passing.....152
27Penalty.....37
77/162 (47.5%)Third Downs M/A (Pct.).....67/156 (42.9%)
1/4 (25.0%)Fourth Downs M/A (Pct.).....5/17 (29.4%)
4,154	TOTAL NET YARDS.....4,231
346.2	Avg. per Game.....360.9
748	Total Plays.....783
5.6	Avg. per Play.....5.5
1,048	NET YARDS RUSHING.....1,320
87.3	Avg. per Game.....110.0
312	Total Carries.....314
3,106	NET YARDS PASSING.....3,011
258.8	Avg. per Game.....250.9
24/122	Sacked/Yards Lost.....28/187
3,228	Gross Yards.....3,198
412/283	Attempts/Completions.....444/260
68.7%	Completion Percentage.....58.6%
10	Had Intercepted.....12
54/45.7	PUNTS/AVG.....44/46.1
39.5	NET PUNTING AVG.....38.6
77/736	PENALTIES/YARDS.....72/598
12/4	FUMBLES/LOST.....15/8
31	TOUCHDOWNS.....26
5Rushing.....5
25Passing.....20
1Returns.....1
31:26	TIME OF POSSESSION AVG.....30:28

(based on 2014 regular season statistics)

Patriots Offense	Chargers Defense
281	Total First Downs.....229
71Rushing.....70
183Passing.....131
27Penalty.....28
72/164 (43.9%)Third Downs M/A (Pct.).....72/156 (46.2%)
6/10 (60.0%)Fourth Downs M/A (Pct.).....2/9 (22.2%)
4,565	Total Net Yards.....3,981
380.4	Avg. per Game.....331.8
811	Total Plays.....731
5.6	Avg. per Play.....5.4
1,331	Net Yards Rushing.....1,322
110.9	Avg. per Game.....110.2
332	Total Carries.....306
3,234	NET YARDS PASSING.....2,659
269.5	Avg. per Game.....221.6
17/101	Sacked/Yards Lost.....18/125
3,335	Gross Yards.....2,784
462/302	Attempts/Completions.....407/247
65.4%	Completion Percentage.....60.7%
6	Had Intercepted.....6
50/44.8	Punts/Avg.....52/46.8
39.3	Net Punting Avg.....42.2
99/866	Penalties/Yards.....100/788
11/3	Fumbles/Lost.....16/7
43	Touchdowns.....29
10Rushing.....8
29Passing.....20
4Returns.....1
29:32	Time of Possession Avg.....28:34

MEDIA INFORMATION

GETTING TO CHARGERS PARK

From San Diego International Airport: Exit the airport heading east on North Harbor Drive...Turn left onto W. Grape Street...Go under Interstate 5 and make your first left at the signs for I-5 North...Make another left at the stop sign and continue straight onto the onramp for I-5 North...Take I-5 North to Interstate 8 East...Take I-8 East to Interstate 15 North...Exit I-15 North at Aero Drive and turn left at the top of the offramp...After you cross over the freeway, turn right on Murphy Canyon Road and Chargers Park is located at 4020 Murphy Canyon Road...Media should enter through the South Gate and park at the Chargers Media Center.

From Downtown: Take I-5 North to Interstate 8 East...Take I-8 East to Interstate 15 North...Exit I-15 North at Aero Drive and turn left at the top of the offramp...After you cross over the freeway, turn right on Murphy Canyon Road and Chargers Park is located at 4020 Murphy Canyon Road...Media should enter through the South Gate and park at the Chargers Media Center.

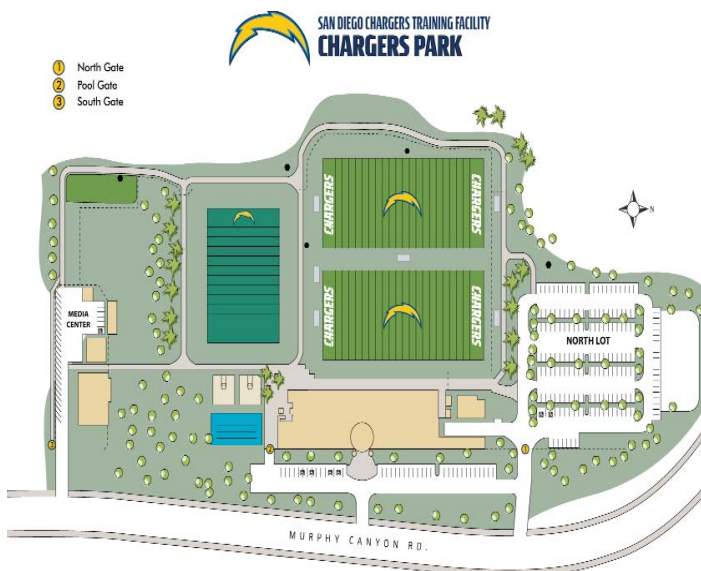
From Los Angeles and Orange County: Take Interstate 5 South to Interstate 805 South...Take I-805 South to Highway 52 East...Take Hwy 52 East to Interstate 15 South...Exit I-15 South at Aero Drive and turn right at the top of the offramp...Make your first right onto Murphy Canyon Road and Chargers Park is located at 4020 Murphy Canyon Road...Media should enter through the South Gate and park at the Chargers Media Center.

Area Hotels:

Holiday Inn San Diego-Mission Valley (858) 278-9300
 Courtyard by Marriott San Diego (858) 873-0700
 Four Points by Sheraton (858) 277-8888
 San Diego Marriott Mission Valley (619) 692-3800

MEDIA CENTER AT CHARGERS PARK

The brand new Media Center at Chargers Park is equipped with free wireless internet access. Parking is available outside the media center and there is plenty of workspace within. During the season, most Monday press conferences are held in the Media Center, along with conference calls from the opposing teams.



CHARGERSMEDIA.COM & CREDENTIAL REQUESTS

The San Diego Chargers have a media-only website, www.Chargersmedia.com. The website contains online credential application forms, the latest press releases, injury information, a link to download the team's Media Guide, as well as links to other related websites.

Credential requests must be submitted online from the Sports Director, Sports Editor or Photo Editor. Only media outlets covering ALL pre-season and regular-season games may apply for Season Credentials. Your application does NOT guarantee that you will receive either Season or Game-by-Game Credentials. For most weeks, credential requests are due one week prior to the game. Follow-up inquiries regarding single-game or season credentials may be made to **Jennifer Rojas** at (858) 874-4662 or via email at rojasj@chargers.nfl.com.

GAMEDAY INFORMATION

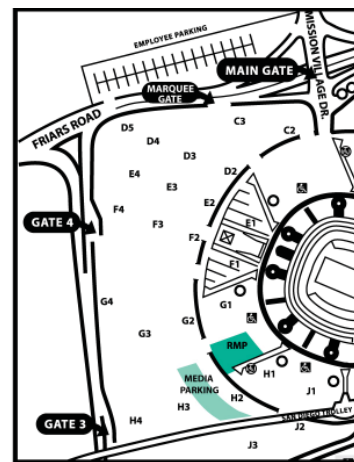
Game-Day Media Parking

Media attending Chargers home games have been assigned reserved areas to park at Qualcomm Stadium. Please refer to the map to your right or on the back of your assigned parking permit. Please remember you must park in your assigned area and display your parking permit at all times. As a reminder, parking is limited and is being provided as a courtesy to working media.

Media Entrance

All credentialed media must enter at Gate H and are subject to a search procedure. Please be prepared to open all cases and bags for inspection by stadium security personnel. All items will be inspected and tagged for security purposes. Please make sure your bags are identifiable and limit carry-in items to only what is necessary. Remove any security tags from prior games.

QUALCOMM STADIUM PARKING MAP



PUBLIC RELATIONS CONTACT INFORMATION

Bill Johnston..... Director of Public Relations Office: (858) 874-4661 / Cell: (619) 846-0106 johnstonb@chargers.nfl.com
Scott Yoffe Assistant Director of Public Relations Office: (858) 874-4659/ Cell: (619) 723-6850 yoffes@chargers.nfl.com
Jennifer Rojas..... Corporate Communications Manager Office: (858) 874-4662/ Cell: (858) 229-1958 rojasj@chargers.nfl.com
Jamaal LaFrance..... Media Relations Coordinator..... Office: (858) 874-4563/ Cell: (858) 353-3556 lafrancej@chargers.nfl.com

2014 TEAM & INDIVIDUAL STATS

SAN DIEGO CHARGERS / WEEK 13 / THROUGH SUNDAY, NOVEMBER 30, 2014

				* RUSHING		No.	Yds	Avg	Long	TD				
WON 8, LOST 4						118	431	3.7	52	2				
09/08 L 17-18	at Arizona	61,292	Oliver			63	286	4.5	32t	3				
09/14 W 30-21	Seattle	67,916	Ry. Mathews			66	154	2.3	16	0				
09/21 W 22-10	at Buffalo	68,611	D. Brown			32	89	2.8	17	0				
09/28 W 33-14	Jacksonville	56,553	Rivers			15	38	2.5	13	0				
10/05 W 31- 0	New York Jets	63,471	Woodhead			11	21	1.9	8	0				
10/12 W 31-28	at Oakland	53,329	R. Brown LG			5	17	3.4	8	0				
10/19 L 20-23	Kansas City	65,260	R. Brown TM			10	19	1.9	6	0				
10/23 L 21-35	at Denver	76,907	Draughn LG			10	19	1.9	6	0				
11/02 L 0-37	at Miami	70,222	Draughn TM			3	14	4.7	15	0				
11/16 W 13- 6	Oakland	66,720	Royal			312	1048	3.4	52	5				
11/23 W 27-24	St. Louis	66,040	TEAM			306	1322	4.3	51t	8				
11/30 W 34-33	at Baltimore	71,060	OPPONENTS											
12/07	New England			* RECEIVING		No.	Yds	Avg	Long	TD				
12/14	Denver					72	762	10.6	35	4				
12/20	at San Francisco					47	574	12.2	34	9				
12/28	at Kansas City					43	532	12.4	47t	6				
	S.D.	Opp.	Floyd			39	689	17.7	59	4				
TOTAL FIRST DOWNS	244	229	Oliver			27	195	7.2	50	1				
Rushing	56	70	D. Brown			18	112	6.2	21	0				
Passing	161	131	Green			17	211	12.4	28	0				
Penalty	27	28	Ry. Mathews			8	65	8.1	16	0				
3rd Down: Made/Att	77/162	72/156	Woodhead			5	34	6.8	14	0				
3rd Down Pct.	47.5	46.2	R. Brown LG			4	35	8.8	24	0				
4th Down: Made/Att	1/4	2/9	R. Brown TM			3	30	10.0	24	0				
4th Down Pct.	25.0	22.2	Ajirotutu			2	19	9.5	11	0				
POSSESSION AVG.	31:26	28:34	D. Johnson			1	4	4.0	4	0				
TOTAL NET YARDS	4154	3981	J. Phillips			1	1	1.0	1t	1				
Avg. Per Game	346.2	331.8	TEAM			283	3228	11.4	59	25				
Total Plays	748	731	OPPONENTS			247	2784	11.3	77t	20				
Avg. Per Play	5.6	5.4	* INTERCEPTIONS			No.	Yds	Avg	Long	TD				
NET YARDS RUSHING	1048	1322	Flowers			3	44	14.7	27	0				
Avg. Per Game	87.3	110.2	Weddle			1	17	17.0	17	0				
Total Rushes	312	306	Gilchrist			1	4	4.0	4	0				
NET YARDS PASSING	3106	2659	Verrett			1	0	0.0	0	0				
Avg. Per Game	258.8	221.6	TEAM			6	65	10.8	27	0				
Sacked/Yards Lost	24/122	18/125	OPPONENTS			10	166	16.6	99t	1				
Gross Yards	3228	2784	* PUNTING			No.	Yds	Avg	Net	TB	In	Lg	B	
Att./Completions	412/283	407/247	Scifres			54	2470	45.7	39.5	6	20	72	0	
Completion Pct.	68.7	60.7	TEAM			54	2470	45.7	39.5	6	20	72	0	
Had Intercepted	10	6	OPPONENTS			52	2434	46.8	42.2	6	20	66	1	
PUNTS/AVERAGE	54/45.7	52/46.8	* PUNT RETURNS			Ret	FC	Yds	Avg	Long	TD			
NET PUNTING AVG.	54/39.5	52/42.2	K. Allen			8	10	89	11.1	29	0			
PENALTIES/YARDS	77/736	100/788	Royal			8	2	33	4.1	12	0			
FUMBLES/BALL LOST	12/4	16/7	TEAM			16	12	122	7.6	29	0			
TOUCHDOWNS	31	29	OPPONENTS			21	12	216	10.3	38	0			
Rushing	5	8	* KICKOFF RETURNS			No.	Yds	Avg	Long	TD				
Passing	25	20	Davis			9	232	25.8	35	0				
Returns	1	1	Draughn LG			3	58	19.3	20	0				
* SCORE BY PERIODS	Q1	Q2	Q3	Q4	OT	PTS	Draughn TM			3	58	19.3	20	0
TEAM	51	84	79	65	0	279	D. Johnson			1	0	0.0	0	0
OPPONENTS	37	87	69	56	0	249	Oliver			1	22	22.0	22	0
* SCORING	TD-Ru-Pa-Rt	K-PAT	FG	S	PTS	TEAM	14	312	22.3	35	0			
Novak	0	0	0	0	31/31	20/21	0	91	OPPONENTS	52	1144	22.0	72	0
Gates	9	0	9	0		0	54	* FIELD GOALS	1-19	20-29	30-39	40-49	50+	
Royal	6	0	6	0		0	36	Novak	1/ 1	6/ 6	7/ 7	3/ 4	3/3	
K. Allen	4	0	4	0		0	24	TEAM	1/ 1	6/ 6	7/ 7	3/ 4	3/3	
Floyd	4	0	4	0		0	24	OPPONENTS	0/ 0	9/ 9	2/ 2	5/ 7	0/2	
Ry. Mathews	3	3	0	0		0	18	Novak: (36G)(50G,43G,28G)(19G,37G)(33G,34G,23G,						
Oliver	3	2	1	0		0	18	37G)(34G)(30G)(24G,48G)(())(23G,48N,52G)(23G,						
Gachkar	1	0	0	1		0	6	48G)(52G,26G)						
J. Phillips	1	0	1	0		0	6	OPP: (22G,44G)(())(45G)(())(53N)(28G,40G,48G)(53N)						
TEAM	31	5	25	1	31/31	20/21	1	279	(26G,25G,45N,23G)(42G,25G)(22G,46B)(33G,21G,29G,					
OPPONENTS	29	8	20	1	27/27	16/20	0	249	31G)					
2-Pt Conv: TM 0-0, OPP 0-2														
SACKS: Liuget 3.5, Attaochu 2, Freeney 2, Addae 1, Butler 1, Conner 1, Gilchrist 1, Ingram 1, J. Johnson 1, Law 1, Lissemore 1, Ri. Mathews 1, Reyes 1, Walker 0.5, TM 18, OPP 24														
FUM/LOST: Rivers 6/1, K. Allen 2/2, Flowers 1/0, Ry. Mathews 1/0, Ohrnberger 1/0, Royal 1/1														
* PASSING	Att	Cmp	Yds	Cmp%	Yds/Att	TD	TD%	Int	Int%	Long	Sack/Lost	Rating		
Rivers	408	282	3218	69.1	7.89	25	6.1	10	2.5	59	23/ 113	102.8		
Clemens	3	1	10	33.3	3.33	0	0.0	0	0.0	10	1/ 9	43.8		
Weddle	1	0	0	0.0	0.00	0	0.0	0	0.0	---	0/ 0	39.6		
TEAM	412	283	3228	68.7	7.83	25	6.1	10	2.4	59	24/ 122	102.1		
OPPONENTS	407	247	2784	60.7	6.84	20	4.9	6	1.5	77t	18/ 125	91.4		

2014 DEFENSIVE STATS
 Provided by coaching staff

Defensive Line	T	A	TT	TFL	SK	Yards	PR	QB Hits	INT	FF	FR	PD
Corey Liuget	37	7	44	14	3.5	26.5	15	15	0	2	0	2
Kendall Reyes	19	11	30	3	1	10	10	6	0	0	0	1
Sean Lissemore	13	8	21	2	1	8	4	1	0	0	0	0
Ricardo Mathews	13	2	15	4	1	6	5	5	0	1	0	0
Ryan Carrethers	12	2	14	0	0	0	0	0	0	0	0	0
Tenny Palepoi	10	3	13	4	0	0	1	1	0	0	0	0
Lawrence Guy	0	0	0	0	0	0	0	0	0	0	0	0
Linebackers	T	A	TT	TFL	SK	Yards	PR	QB Hits	INT	FF	FR	PD
Donald Butler	42	34	76	5	1	6	3	1	0	0	3	2
Kavell Conner	26	15	41	1	1	1	2	1	0	0	0	2
Jarret Johnson	26	12	38	3	1	4	4	3	0	1	0	1
Andrew Gachkar	13	15	28	4	0	0	2	0	0	0	1	0
Manti Te'o	11	15	26	1	0	0	3	1	0	0	0	1
Melvin Ingram	11	5	16	2	1	9	4	6	0	1	0	0
Tourek Williams	9	4	13	0	0	0	1	2	0	0	0	0
Dwight Freenev	6	4	10	3	2	19	14	17	0	0	1	1
Jerry Attaochu	7	2	9	1	2	13	5	4	0	1	0	0
Cordarro Law	4	3	7	2	1	7	1	1	0	0	0	1
Reggie Walker	3	3	6	2	0.5	8.5	1	4	0	0	0	0
Secondary	T	A	TT	TFL	SK	Yards	PR	QB Hits	INT	FF	FR	PD
Eric Weddle	65	17	82	1	0	0	1	1	1	1	0	7
Marcus Gilchrist	52	8	60	3	1	1	1	1	1	1	0	4
Shareece Wright	46	6	52	2	0	0	0	0	0	0	0	8
Brandon Flowers	32	4	36	1	0	0	0	1	3	0	0	11
Jahleel Addae	18	4	22	1	1	6	0	1	0	0	1	1
Richard Marshall	15	7	22	0	0	0	0	0	0	0	0	0
Jason Verrett	18	1	19	0	0	0	0	0	1	0	0	4
Chris Davis	9	2	11	0	0	0	0	0	0	1	0	1
Darrell Stuckey	9	1	10	0	0	0	2	0	0	0	0	0
Steve Williams	5	0	5	0	0	0	0	0	0	0	0	0
Adrian Phillips	0	1	1	0	0	0	0	0	0	0	0	1

2014 SPECIAL TEAMS STATS
 Provided by play-by-plays

Special Teams	T	A	TT	FF	FR	BL
Seyi Ajirofutu	10	2	12	0	0	0
Darrell Stuckey	8	3	11	0	1	1
Kavell Conner	7	4	11	1	0	0
Andrew Gachkar	9	1	10	0	0	0
Tourek Williams	7	1	8	0	0	0
Eric Weddle	5	1	6	0	0	0
Richard Marshall	3	2	5	0	0	0
Ladarius Green	4	0	4	0	0	0
Jahleel Addae	3	1	4	0	0	0
Donald Brown	3	0	3	0	0	0
Jerry Attaochu	2	0	2	0	0	0
Reggie Walker	2	0	2	0	0	0
John Phillips	1	1	2	0	0	0
Keenan Allen	1	0	1	0	0	0
Kevin Reddick	1	0	1	0	0	0
Manti Te'o	1	0	1	0	0	0
Shareece Wright	1	0	1	0	0	0

PASSING:		P.Rivers											
Date	Opp.	Att.	Cmp.	Yds.	Cmp%	Yds/Att.	TD	TD%	INT	INT%	LG	Sack/Lost	Rating
Sept. 8	at Arizona	36	21	238	58.3	6.61	1	2.8	1	2.8	34	0/0	75.9
Sept. 14	SEATTLE	37	28	284	75.7	7.68	3	8.1	0	0	21t	1/8	124.2
Sept. 21	at Buffalo	25	18	256	72	10.24	2	8	0	0	49	2/6	131.4
Sept. 28	JACKSONVILLE	39	29	377	74.4	9.67	3	7.7	0	0	47t	2/12	130
Oct. 5	N.Y. JETS	28	20	288	71.4	10.29	3	10.7	1	3.6	50	3/11	125.3
Oct. 12	at Oakland	34	22	313	64.7	9.21	3	8.8	0	0	44	1/6	123.8
Oct. 19	KANSAS CITY	31	17	205	54.8	6.61	2	6.5	1	3.2	27t	2/23	83.4
Oct. 23	at Denver	41	30	252	73.2	6.15	3	7.3	2	4.9	31	2/7	92.7
Nov. 2	at Miami	23	12	138	52.2	6	0	0	3	13	18	3/11	31
Nov. 16	OAKLAND	34	22	193	64.7	5.68	1	2.9	0	0	22t	2/13	89.5
Nov. 23	ST. LOUIS	35	29	291	82.9	8.31	1	2.9	1	2.9	35	3/9	98.9
Nov. 30	at Baltimore	45	34	383	75.6	8.51	3	6.7	1	2.2	59	2/7	113.5
Dec. 7	NEW ENGLAND												
Dec. 14	DENVER												
Dec. 20	at San Francisco												
Dec. 28	at Kansas City												
SEASON TOTALS		408	282	3218	69.1	7.89	25	6.1	10	2.5	59	23/113	102.8
CAREER TOTALS		4,516	2,928	35,587	64.8	7.9	246	5.4	114	2.5	81t	273/1650	96.6

Single-game Highs

Attempts — 53 (2 times) Last: at Detroit Dec. 24, 2011

Completions — 36 at Philadelphia Sept. 15, 2013

Yards — 455 at Seattle Sept. 26, 2010

Passing Touchdowns — 4 (5 times) Last: vs. Houston Sept. 9, 2013

Interceptions — 4 vs. Denver Oct. 15, 2012

Long — 81t vs. Baltimore Sept. 20, 2009

Long Touchdown — 81t vs. Baltimore Sept. 20, 2009

Completion Percentage — .900 vs. Kansas City Nov. 1, 2012

Passer Rating — 151.4, at Denver Oct. 7, 2007

RUSHING		R.Mathews					D.Woodhead					D. Brown				
Date	Opp.	No.	Yds.	Avg.	LG	TD	No.	Yds.	Avg.	LG	TD	No.	Yds.	Avg.	LG	TD
Sept. 8	at Arizona	12	40	3.3	20t	1	6	5	0.8	5	0	2	-2	-1	2	0
Sept. 14	SEATTLE	11	31	2.8	6	0	8	32	4	13	0	7	21	3	16	0
Sept. 21	at Buffalo	Inactive					1	1	1.0	1	0	31	62	2	14	0
Sept. 28	JACKSONVILLE	Inactive					Inj-Res					10	19	1.9	5	0
Oct. 5	N.Y. JETS	Inactive					Inj-Res					9	26	2.9	13	0
Oct. 12	at Oakland	Inactive					Inj-Res					Inactive				
Oct. 19	KANSAS CITY	Inactive					Inj-Res					Inactive				
Oct. 23	at Denver	Inactive					Inj-Res					Inactive				
Nov. 2	at Miami	Inactive					Inj-Res					4	23	5.8	16	0
Nov. 16	OAKLAND	16	70	4.4	20	0	Inj-Res					1	0	0.0	0	0
Nov. 23	ST. LOUIS	12	105	8.8	32t	1	Inj-Res					1	7	7.0	7	0
Nov. 30	at Baltimore	12	40	3.3	14t	1	Inj-Res					1	-2	-2.0	-2	0
Dec. 7	NEW ENGLAND															
Dec. 14	DENVER															
Dec. 20	at San Francisco															
Dec. 28	at Kansas City															
SEASON TOTALS		63	286	4.5	32t	3	15	38	2.5	13	0	66	154	2.3	16	0
CAREER TOTALS		912	4017	4.4	51	23	386	1730	4.5	36t	12	617	2531	4.1	80t	17

Rush Attempts — 29 (2x) Last: at Den. Dec. 12, 2013
Rush Yards — 144 vs. Kansas City Dec. 29, 2013
Rush Long — 51 at Miami Nov. 17, 2013
Rush TDs — 3 at Denver Jan. 2, 2011
Rush Long TD — 32 vs. St. Louis Nov. 23, 2014

Rush Attempts — 15 at Baltimore Sept. 23, 2012
Rush Yards — 93 at Buffalo Dec. 26, 2010
Rush Long — 36t vs. Indianapolis Nov. 21, 2010
Rush TDs — 2 vs. San Francisco Dec. 16, 2012

Rush Attempts — 31 at Buffalo Sept. 21, 2014
Rush Yards — 161 vs. Tennessee Dec. 18, 2011
Rush Long — 80t vs. Tennessee Dec. 18, 2011
Rush TDs — 2 at Tennessee Nov. 14, 2013

RUSHING		Rivers					Royal					Oliver				
Date	Opp.	No.	Yds.	Avg.	LG	TD	No.	Yds.	Avg.	LG	TD	No.	Yds.	Avg.	LG	TD
Sept. 8	at Arizona	2	10	5	10	0	2	-1	-0.5	2	0	Inactive				
Sept. 14	SEATTLE	11	17	1.5	12	0	0	0	0.0	0	0	Inactive				
Sept. 21	at Buffalo	1	9	9	9	0	0	0	0	0	0	3	11	3.7	6	0
Sept. 28	JACKSONVILLE	1	0	0.0	0	0	0	0	0.0	0	0	9	23	2.6	7	0
Oct. 5	N.Y. JETS	2	3	1.5	4	0	0	0	0.0	0	0	19	114	6	52	1
Oct. 12	at Oakland	5	13	2.6	9	0	0	0	0.0	0	0	26	101	3.9	12	1
Oct. 19	KANSAS CITY	0	0	0.0	0	0	0	0	0.0	0	0	15	67	4.5	13	0
Oct. 23	at Denver	1	17	17.0	17	0	0	0	0.0	0	0	13	36	2.8	23	0
Nov. 2	at Miami	1	3	3.0	3	0	0	0	0.0	0	0	13	19	1.5	11	0
Nov. 16	OAKLAND	1	-1	-1.0	-1	0	1	15	15.0	15	0	13	36	2.8	8	0
Nov. 23	ST. LOUIS	3	-1	-0.3	0	0	0	0	0.0	0	0	6	17	2.8	7	0
Nov. 30	at Baltimore	4	19	4.8	9	0	0	0	0.0	0	0	1	7	7	7	0
Dec. 7	NEW ENGLAND															
Dec. 14	DENVER															
Dec. 20	at San Francisco															
Dec. 28	at Kansas City															
SEASON TOTALS		32	89	2.8	17	0	3	14	4.7	15	0	118	431	3.7	52	2
CAREER TOTALS		281	499	1.8	18	3	34	276	8.1	71	0	118	431	3.7	52	2

Rush Attempts — 11 vs. Seattle Sept. 14, 2014
Rush Yards — 24 vs. Pittsburgh Oct. 8, 2006
Rush Long — 18 vs. Houston Sept. 9, 2013
Rush TDs — 1 (3x) Last at Denver Oct. 9, 2011
Rush Long TD — 5t vs. Miami Sept. 27, 2009

Rushing Attempts — 3 (3x) Last: at K.C. Nov. 13, 2011
Rushing Yards — 71 vs. Buffalo Dec. 21, 2008
Rushing Long — 71 vs. Buffalo Dec. 21, 2008

Rush Attempts — 26 at Oakland Oct. 12, 2014
Rush Yards — 114 vs. New York Jets Oct. 5, 2014
Rush Long — 52 vs. New York Jets Oct. 5, 2014
Rush TDs — 1 (2x) Last: at Oakland Oct. 12, 2014
Rush Long TD — 15 vs. New York Jets Oct. 5, 2014

RUSHING		Draughn					R. Brown									
Date	Opp.	No.	Yds.	Avg.	LG	TD	No.	Yds.	Avg.	LG	TD	No.	Yds.	Avg.	LG	TD
Sept. 8	at Arizona		NOR					NOR								
Sept. 14	SEATTLE		NOR					NOR								
Sept. 21	at Buffalo		NOR					NOR								
Sept. 28	JACKSONVILLE	0	0	0.0	0	0		NOR								
Oct. 5	N.Y. JETS	10	19	1.9	6	0		NOR								
Oct. 12	at Oakland	0	0	0.0	0	0	2	2	1.0	1	0					
Oct. 19	KANSAS CITY	0	0	0.0	0	0	1	2	2.0	2	0					
Oct. 23	at Denver	0	0	0.0	0	0	1	8	8.0	8	0					
Nov. 2	at Miami		NOR				1	5	5.0	5	0					
Nov. 16	OAKLAND		NOR					Inactive								
Nov. 23	ST. LOUIS		NOR					Inactive								
Nov. 30	at Baltimore		NOR					Inactive								
Dec. 7	NEW ENGLAND															
Dec. 14	DENVER															
Dec. 20	at San Francisco															
Dec. 28	at Kansas City															
SEASON TOTALS		10	19	1.9	6	0	5	17	3.4	8	0					
CAREER TOTALS		73	254	3.5	25	2	1,272	5,349	4.2	65t	38					

Rushing Attempts — 12 vs. Baltimore Oct. 7, 2012

Rushing Yards — 56 at Buffalo Sept. 16, 2012

Rushing Long — 25 at Buffalo Sept. 16, 2012

Rushing TDs — 1 (2x) Last: at San Diego Nov. 1, 2012

Rushing Long TD — 6t at San Diego Nov. 1, 2012

Rush Attempts — 29 at Chicago Nov. 5, 2006

Rush Yards — 157 at Chicago Nov. 5, 2006

Rush Long — 65t vs. Kansas City Oct. 21, 2005

Rush TDs — 4 at New England Sept. 21, 2008

RECEIVING		Gates					Allen					Floyd				
Date	Opp.	No.	Yds.	Avg.	LG	TD	No.	Yds.	Avg.	LG	TD	No.	Yds.	Avg.	LG	TD
Sept. 8	at Arizona	6	81	13.5	34	0	5	37	7.4	12	0	4	50	12.5	32	1
Sept. 14	SEATTLE	7	96	13.7	21t	3	5	55	11	14	0	0	0	0.0	0	0
Sept. 21	at Buffalo	1	8	8	8	0	2	17	8.5	11	0	2	98	49	49	0
Sept. 28	JACKSONVILLE	3	30	10	17	0	10	135	13.5	24	0	3	39	13	24t	1
Oct. 5	N.Y. JETS	4	60	15	28	2	3	25	8.3	11	0	3	72	24	49	0
Oct. 12	at Oakland	3	27	9	16	1	3	27	9	19	0	5	103	20.6	44	1
Oct. 19	KANSAS CITY	3	61	20.3	27t	1	6	58	9.7	18	0	3	50	16.7	24	0
Oct. 23	at Denver	5	54	10.8	31	2	9	73	8.1	19	1	4	58	14.5	26	0
Nov. 2	at Miami	3	28	9.3	10	0	4	47	11.8	17	0	4	60	15	18	0
Nov. 16	OAKLAND	3	32	10.7	15	0	8	63	7.9	13	0	4	44	11	22t	1
Nov. 23	ST. LOUIS	2	14	7	10	0	6	104	17.3	35	1	4	30	7.5	14	0
Nov. 30	at Baltimore	7	83	11.9	23	0	11	121	11	23t	2	3	85	28.3	59	0
Dec. 7	NEW ENGLAND															
Dec. 14	DENVER															
Dec. 20	at San Francisco															
Dec. 28	at Kansas City															
SEASON TOTALS		47	574	12.2	34	9	72	762	10.6	35	4	39	689	17.7	59	4
CAREER TOTALS		766	9767	12.8	72t	96	143	1808	12.6	43t	12	278	4822	17.3	59	29

Receptions — 13 vs. Miami Dec. 11, 2005

Receiving Yards — 167 at Cleveland Dec. 6, 2009

Receiving Long — 72t at Cleveland Dec. 19, 2004

Receiving TDs — 3 (3x) Last: vs. Sea. Sept. 14, 2014

Receiving Long TD — 72t at Cleveland Dec. 19, 2004

Receptions — 11 at Baltimore Nov. 30, 2014

Receiving Yards — 135 vs. Jacksonville Sept. 28, 2014

Receiving Long — 43t vs. N.Y. Giants Dec. 8, 2013

Receiving TDs — 2 (3x) Last: at Baltimore Nov. 30, 2014

Receptions — 9 vs. Washington Jan. 3, 2010

Receiving Yards — 213 at Oakland Oct. 10, 2010

Receiving Long — 59 at Baltimore Nov. 30, 2014

Receiving TDs — 2 vs. Kansas City Dec. 12, 2010

Receiving Long TD — 54t vs. Jax Sept. 19, 2010

RECEIVING		Royal					Woodhead					Green				
Date	Opp.	No.	Yds.	Avg.	LG	TD	No.	Yds.	Avg.	LG	TD	No.	Yds.	Avg.	LG	TD
Sept. 8	at Arizona	1	20	20	20	0	1	6	6	6	0	2	24	12	20	0
Sept. 14	SEATTLE	7	69	9.9	16	0	4	28	7	14	0	0	0	0.0	0	0
Sept. 21	at Buffalo	4	42	10.5	23	2	0	0	0.0	0	0	4	64	16	26	0
Sept. 28	JACKSONVILLE	5	105	21	47t	2		Inj-Res					DNP			
Oct. 5	N.Y. JETS	3	40	13.3	32	0		Inj-Res				1	8	8	8	0
Oct. 12	at Oakland	2	49	24.5	29t	1		Inj-Res				4	60	15	27	0
Oct. 19	KANSAS CITY	1	20	20	20	0		Inj-Res				0	0	0.0	0	0
Oct. 23	at Denver	3	29	9.7	15	0		Inj-Res				1	9	9.0	9	0
Nov. 2	at Miami	0	0	0.0	0	0		Inj-Res				0	0	0.0	0	0
Nov. 16	OAKLAND	2	27	13.5	14	0		Inj-Res				1	11	11	11	0
Nov. 23	ST. LOUIS	6	50	8.3	12	0		Inj-Res				2	34	17	28	0
Nov. 30	at Baltimore	9	81	9	21	1		Inj-Res				2	1	0.5	3	0
Dec. 7	NEW ENGLAND															
Dec. 14	DENVER															
Dec. 20	at San Francisco															
Dec. 28	at Kansas City															
SEASON TOTALS		43	532	12.4	47t	6	5	34	6.8	14	0	17	211	12.4	28	0
CAREER TOTALS		319	3504	11.0	93t	24	182	1714	9.4	50	10	38	643	16.9	60t	3

Receptions — 11 at San Diego Dec. 28, 2008

Receiving Yards — 164 at Cleveland Nov. 6, 2008

Receiving Long — 93t at Cleveland Nov. 6, 2008

Receiving TDs — 3 at Philadelphia Sept. 15, 2013

Receptions — 9 (2x) Last: at Wash. Nov. 3, 2013

Receiving Yards — 104 vs. NY Jets Dec. 6, 2010

Receiving Long — 50 vs. NY Jets Dec. 6, 2010

Receiving TDs — 2 vs. Dallas Sept. 29, 2013

Receiving Long TD — 26t vs. Dallas Sept. 29, 2013

Receptions — 4 (2x) Last: at Oakland Oct. 12, 2014

Receiving Yards — 81 at Miami Nov. 17, 2013

Receiving Long — 60t at Kansas City Nov. 24, 2013

Receiving TDs — 1 (3x) Last: vs. K.C. Dec. 29, 2013

RECEIVING		D. Brown					Mathews					Phillips				
Date	Opp.	No.	Yds.	Avg.	LG	TD	No.	Yds.	Avg.	LG	TD	No.	Yds.	Avg.	LG	TD
Sept. 8	at Arizona	0	0	0	0	0	2	20	10	12	0	0	0	0	0	0
Sept. 14	SEATTLE	3	10	3.3	8	0	2	26	13	16	0	0	0	0	0	0
Sept. 21	at Buffalo	5	27	5.4	13	0	Inactive					0	0	0	0	0
Sept. 28	JACKSONVILLE	4	35	8.8	21	0	Inactive					0	0	0	0	0
Oct. 5	N.Y. JETS	1	4	4	4	0	Inactive					0	0	0	0	0
Oct. 12	at Oakland	Inactive					Inactive					0	0	0	0	0
Oct. 19	KANSAS CITY	Inactive					Inactive					1	1	1	1t	1
Oct. 23	at Denver	Inactive					Inactive					0	0	0.0	0	0
Nov. 2	at Miami	1	6	6	6	0	Inactive					0	0	0.0	0	0
Nov. 16	OAKLAND	1	4	4	4	0	1	5	5.0	5	0	0	0	0.0	0	0
Nov. 23	ST. LOUIS	2	20	10	12	0	2	8	4	10	0	0	0	0.0	0	0
Nov. 30	at Baltimore	1	6	6.0	6	0	1	6	6.0	6	0	0	0	0.0	0	0
Dec. 7	NEW ENGLAND															
Dec. 14	DENVER															
Dec. 20	at San Francisco															
Dec. 28	at Kansas City															
SEASON TOTALS		18	112	6.2	21	0	8	65	8.1	16	0	1	1	1	1t	1
CAREER TOTALS		101	879	8.7	72	2	145	1108	7.6	42	1	35	249	7.1	23	3

Receptions — 5 (3x) Last: at Buffalo Sept. 21, 2014

Receiving Yards — 72 at Arizona Sept. 27, 2009

Receiving Long — 72 at Arizona Sept. 27, 2009

Receiving TDs — 1 (2x) Last: at Kansas City Dec. 22, 2013

Receptions — 7 at New England Sept. 18, 2011

Receiving Yards — 68 vs. Miami Oct. 2, 2011

Receiving Long — 42 vs. Miami Oct. 2, 2011

Receiving TDs — 1 vs. Houston Sept. 9, 2013

Receiving Long TD — 14t vs. Houston Sept. 9, 2013

Receptions — 4 at Arizona Dec. 4, 2011

Receiving Yards — 40 at New Orleans Dec. 19, 2009

Receiving Long — 23 at New Orleans Dec. 19, 2009

Receiving TDs — 1 (3x) Last: vs. Kansas City Oct. 19, 2014

Receiving Long TD — 12t vs. New York Giants Dec. 11, 2011

RECEIVING		Oliver					Ajirrotutu					R. Brown					
Date	Opp.	No.	Yds.	Avg.	LG	TD	No.	Yds.	Avg.	LG	TD	No.	Yds.	Avg.	LG	TD	
Sept. 8	at Arizona	Inactive					0	0	0	0	0	0	NOR				
Sept. 14	SEATTLE	Inactive					0	0	0	0	0	0	NOR				
Sept. 21	at Buffalo	0	0	0	0	0	0	0	0.0	0	0	NOR					
Sept. 28	JACKSONVILLE	4	33	8.3	11	0	0	0	0.0	0	0	NOR					
Oct. 5	N.Y. JETS	4	68	17	50	1	1	11	11.0	11	0	NOR					
Oct. 12	at Oakland	4	23	5.8	20	0	0	0	0	0	0	1	24	24.0	24	0	
Oct. 19	KANSAS CITY	2	11	5.5	9	0	0	0	0.0	0	0	1	4	4	4	0	
Oct. 23	at Denver	7	27	3.9	22	0	0	0	0.0	0	0	1	2	2.0	2	0	
Nov. 2	at Miami	1	7	7	7	0	0	0	0.0	0	0	0	0	0.0	0	0	
Nov. 16	OAKLAND	1	3	3	3	0	0	0	0.0	0	0	Inactive					
Nov. 23	ST. LOUIS	4	23	5.8	13	0	1	8	8	8	0	Inactive					
Nov. 30	at Baltimore	0	0	0.0	0	0	0	0	0.0	0	0	Inactive					
Dec. 7	NEW ENGLAND																
Dec. 14	DENVER																
Dec. 20	at San Francisco																
Dec. 28	at Kansas City																
SEASON TOTALS		27	195	7.2	50	1	2	19	9.5	11	0	3	30	10	24	0	
CAREER TOTALS		27	195	7.2	50	1	22	394	17.9	55t	3	245	1,957	8.0	43	2	

Receptions — 7 at Denver Oct. 23, 2014

Receiving Yards — 68 vs. NY Jets Oct. 5, 2014

Receiving Long — 50 vs. NY Jets Oct. 5, 2014

Receiving TDs — 1 vs. NY Jets Oct. 5, 2014

Receiving Long TD — 9t vs. NY Jets Oct. 5, 2014

Receptions — 4 at Houston Nov. 7, 2010

Receiving Yards — 111 at Houston Nov. 7, 2010

Receiving Long — 55t at Houston Nov. 7, 2010

Receiving TDs — 2 at Houston Nov. 7, 2010

Receptions — 9 at Cleveland Oct. 14, 2007

Receiving Yards — 99 at N.Y. Jets Sept. 23, 2007

Receiving Long — 43 at N.Y. Jets Sept. 23, 2007

Receiving TDs — 1 (2x) Last: at N.Y. Jets Sept. 23, 2007

RECEIVING		D. Johnson														
Date	Opp.	No.	Yds.	Avg.	LG	TD	No.	Yds.	Avg.	LG	TD	No.	Yds.	Avg.	LG	TD
Sept. 8	at Arizona	0	0	0	0	0										
Sept. 14	SEATTLE	0	0	0	0	0										
Sept. 21	at Buffalo	0	0	0	0	0										
Sept. 28	JACKSONVILLE	0	0	0	0	0										
Oct. 5	N.Y. JETS	0	0	0	0	0										
Oct. 12	at Oakland	0	0	0	0	0										
Oct. 19	KANSAS CITY	0	0	0	0	0										
Oct. 23	at Denver	0	0	0	0	0										
Nov. 2	at Miami	0	0	0	0	0										
Nov. 16	OAKLAND	1	4	4	4	0										
Nov. 23	ST. LOUIS	0	0	0	0	0										
Nov. 30	at Baltimore	0	0	0	0	0										
Dec. 7	NEW ENGLAND															
Dec. 14	DENVER															
Dec. 20	at San Francisco															
Dec. 28	at Kansas City															
SEASON TOTALS		1	4	4	4	0										
CAREER TOTALS		23	220	9.6	32	1										

Receptions — 3 at Baltimore Dec. 5, 2010
Receiving Yards — 51 vs. Chicago Sept. 22, 2013
Receiving Long — 32 vs. Chicago Sept. 22, 2013
Receiving TDs — 1 vs. Tennessee Oct. 9, 2011
Receiving Long TD - 1 vs. Tennessee Oct. 9, 2011

PUNT RETURNS		Royal						Allen					
Date	Opp.	No.	Yds.	Avg.	LG	FC	TD	No.	Yds.	Avg.	LG	FC	TD
Sept. 8	at Arizona	2	17	8.5	12	0	0	0	0	0.0	0	0	0
Sept. 14	SEATTLE	1	6	6	6	0	0	0	0	0	0	0	0
Sept. 21	at Buffalo	3	6	2	11	0	0	0	0	0	0	0	0
Sept. 28	JACKSONVILLE	1	2	2	2	0	0	0	0	0	0	0	0
Oct. 5	N.Y. JETS	1	2	2.0	2	0	0	1	10	10.0	10	2	0
Oct. 12	at Oakland	0	0	0.0	0	2	0	1	29	29	29	0	0
Oct. 19	KANSAS CITY	0	0	0.0	0	0	0	0	0	0.0	0	1	0
Oct. 23	at Denver	0	0	0.0	0	0	0	1	6	6.0	6	3	0
Nov. 2	at Miami	0	0	0.0	0	0	0	0	0	0.0	0	2	0
Nov. 16	OAKLAND	0	0	0.0	0	0	0	4	44	11	17	2	0
Nov. 23	ST. LOUIS	0	0	0.0	0	0	0	1	0	0.0	0	0	0
Nov. 30	at Baltimore	0	0	0.0	0	0	0	0	0	0.0	0	0	0
Dec. 7	NEW ENGLAND												
Dec. 14	DENVER												
Dec. 20	at San Francisco												
Dec. 28	at Kansas City												
SEASON TOTALS		8	33	4.1	12	2	0	8	89	11.1	29	10	0
CAREER TOTALS		108	1,105	10.2	85t	55	2	23	214	9.3	29	23	0

Punt Returns — 6 at Kansas City Dec. 6, 2009

Punt Return Yards — 85 at Oakland Nov. 6, 2011

Punt Return Long — 85t at Oakland Nov. 6, 2011

Punt Return TDs — 1 (2x) Last: at Oakland Nov. 6, 2011

Punt Returns — 4 vs. Oakland Nov. 16, 2014

Punt Return Yards — 44 vs. Oakland Nov. 16, 2014

Punt Return Long — 29 at Oakland Oct. 12, 2014

KO RETURNS		Oliver					Draughn					Davis				
Date	Opp.	No.	Yds.	Avg	LG	TD	No.	Yds.	Avg	LG	TD	No.	Yds.	Avg	LG	TD
Sept. 8	at Arizona	Inactive					Not on Roster					Inactive				
Sept. 14	SEATTLE	Inactive					Not on Roster					Inactive				
Sept. 21	at Buffalo	0	0	0.0	0	0	Not on Roster					Inactive				
Sept. 28	JACKSONVILLE	1	22	22.0	22	0	0	0	0.0	0	0	Did Not Play				
Oct. 5	N.Y. JETS	0	0	0.0	0	0	0	0	0.0	0	0	0	0	0.0	0	0
Oct. 12	at Oakland	0	0	0.0	0	0	Did Not Play					0	0	0.0	0	0
Oct. 19	KANSAS CITY	0	0	0.0	0	0	3	58	19.3	20	0	0	0	0.0	0	0
Oct. 23	at Denver	0	0	0.0	0	0	0	0	0.0	0	0	0	0	0.0	0	0
Nov. 2	at Miami	0	0	0.0	0	0	Not on Roster					4	116	29.0	35	0
Nov. 16	OAKLAND	0	0	0.0	0	0	Not on Roster					1	25	25.0	25	0
Nov. 23	ST. LOUIS	0	0	0.0	0	0	Not on Roster					2	43	21.5	22	0
Nov. 30	at Baltimore	0	0	0.0	0	0	Not on Roster					2	48	24.0	28	0
Dec. 7	NEW ENGLAND															
Dec. 14	DENVER															
Dec. 20	at San Francisco															
Dec. 28	at Kansas City															
SEASON TOTALS		1	22	22	22	0	3	58	19.3	20	0	9	232	25.8	35	0
CAREER TOTALS		1	22	22.0	22	0	28	648	23.1	41	0	9	232	25.8	35	0

Kickoff Returns — 1 vs. Jacksonville Sept. 28, 2014

Kickoff Ret Yards — 22 vs. Jacksonville Sept. 28, 2014

Kickoff Ret Long — 22 vs. Jacksonville Sept. 28, 2014

Kickoff Returns — 4 at San Diego Nov. 1, 2012

Kickoff Ret Yards — 83 at San Diego Nov. 1, 2012

Kickoff Ret Long — 41 vs. Baltimore Oct. 7, 2012

Kickoff Returns — 4 at at Miami Nov. 2, 2014

Kickoff Ret Yards — 116 at Miami Nov. 2, 2014

Kickoff Ret Long — 35 at Miami Nov. 2, 2014

PUNTING		M.Scifres						
Date	Opp.	No.	Yds.	Avg.	TB	In20	LG	Net
Sept. 8	at Arizona	6	236	39.3	1	2	52	36
Sept. 14	SEATTLE	3	124	41.3	1	2	53	34.7
Sept. 21	at Buffalo	6	298	49.7	3	3	72	39.2
Sept. 28	JACKSONVILLE	3	126	42	0	3	48	42
Oct. 5	N.Y. JETS	5	204	40.8	1	2	60	35.8
Oct. 12	at Oakland	3	143	47.7	0	1	50	37.7
Oct. 19	KANSAS CITY	5	285	57	0	1	64	47.6
Oct. 23	at Denver	4	197	49.3	0	1	58	44.8
Nov. 2	at Miami	5	226	45.2	0	0	55	34.2
Nov. 16	OAKLAND	9	380	42.2	0	5	51	41.4
Nov. 23	ST. LOUIS	4	197	49.3	0	0	55	38.3
Nov. 30	at Baltimore	1	54	54	0	0	54	44
Dec. 7	NEW ENGLAND							
Dec. 14	DENVER							
Dec. 20	at San Francisco							
Dec. 28	at Kansas City							
SEASON TOTALS		54	2470	45.7	6	20	72	39.5
CAREER TOTALS		683	30,845	45.2	59	277	72	38.7

Punts — 10 at Seattle Dec. 24, 2006

Punt Yards — 493 at Denver Nov. 18, 2012

Punt Long — 72 at Buffalo Sept. 21, 2014

Punt Average — 67.0 vs. Arizona Oct. 3, 2010

Inside 20 — 5 (4x) Last: vs. Oakland Nov. 16, 2014

KICKING		N. Novak					
Date	Opp.	XPM	XPA	FGM	FGA	LG	Points
Sept. 8	at Arizona	2	2	1.0	1	36	5.0
Sept. 14	SEATTLE	3	3	3.0	3	50	12.0
Sept. 21	at Buffalo	2	2	2.0	2	37	8.0
Sept. 28	JACKSONVILLE	3	3	4.0	4	37	15.0
Oct. 5	N.Y. JETS	4	4	1.0	1	34	7.0
Oct. 12	at Oakland	4	4	1.0	1	30	7.0
Oct. 19	KANSAS CITY	2	2	2.0	2	48	8.0
Oct. 23	at Denver	3	3	0.0	0	--	3.0
Nov. 2	at Miami	0	0	0.0	0	0	0.0
Nov. 16	OAKLAND	1	1	2.0	3	52	7.0
Nov. 23	ST. LOUIS	3	3	2.0	2	48	9.0
Nov. 30	at Baltimore	4	4	2.0	2	52	10.0
Dec. 7	NEW ENGLAND						
Dec. 14	DENVER						
Dec. 20	at San Francisco						
Dec. 28	at Kansas City						
SEASON TOTALS		31	31	20.0	21	52	91.0
CAREER TOTALS		179	180	118	142	53	533

Points — 17 at Denver Oct. 9, 2011

Field Goals — 5 at Denver Oct. 9, 2011

Field Goal Attempts — 5 (2x) Last: at K.C. Oct. 31, 2011

Long — 53 vs. Denver Nov. 27, 2011

Longest Attempt — 55 at Chicago Nov. 20, 2011

PATs — 5 (4x) Last: at Kansas City Nov. 24, 2013

PAT Attempts — 5 (5x) Last: at K.C. Nov. 24, 2013

DEFENSIVE LINE		C. Liuget				S. Lissemore				K. Reyes			
Date	Opp.	Tackles	TFLs	Sacks	INTs	Tackles	TFLs	Sacks	INTs	Tackles	TFLs	Sacks	INTs
Sept. 8	at Arizona	5	2	1	0	2	0	0	0	2	0	0	0
Sept. 14	SEATTLE	2	1	0	0	2	0	0	0	0	0	0	0
Sept. 21	at Buffalo	6	1	0.5	0	3	0	0	0	5	1	1	0
Sept. 28	JACKSONVILLE	3	2	0	0	0	0	0	0	2	1	0	0
Oct. 5	N.Y. JETS	0	0	0	0	2	1	1	0	1	0	0	0
Oct. 12	at Oakland	2	0	0	0	1	0	0	0	4	1	0	0
Oct. 19	KANSAS CITY	6	1	1	0	1	0	0	0	3	0	0	0
Oct. 23	at Denver	4	0	0	0	1	0	0	0	1	0	0	0
Nov. 2	at Miami	6	2	0	0	0	0	0	0	1	0	0	0
Nov. 16	OAKLAND	2	0	0	0	Inactive				2	0	0	0
Nov. 23	ST. LOUIS	2	1	1	0	3	1	0	0	3	0	0	0
Nov. 30	at Baltimore	6	4	0	0	6	0	0	0	6	0	0	0
Dec. 7	NEW ENGLAND												
Dec. 14	DENVER												
Dec. 20	at San Francisco												
Dec. 28	at Kansas City												
SEASON TOTALS		44	14	3.5	0	21	2	1	0	30	3	1	0
CAREER TOTALS		181	44	17	0	137	13	6.5	1	106	17	11.5	0

Tackles — 7 (2x) Last: vs. Baltimore Nov. 25, 2012
Sacks — 2 (2x) Last: at Jacksonville Oct. 20, 2013

Tackles — 9 at Seattle Sept. 16, 2012
Sacks — 1 (6x) Last: vs. New York Jets Oct. 5, 2014
INTs — 1 at Washington Nov. 3, 2013

Tackles — 6 (2x) Last: at Baltimore Nov. 30, 2014
Sacks — 3.5 at New York Jets Dec. 23, 2012

DEFENSIVE LINE		R. Carrethers				T. Palepoi				R. Mathews			
Date	Opp.	Tackles	TFLs	Sacks	INTs	Tackles	TFLs	Sacks	INTs	Tackles	TFLs	Sacks	INTs
Sept. 8	at Arizona	Inactive				1	0	0	0	Inactive			
Sept. 14	SEATTLE	Did Not Play				0	0	0	0	Inactive			
Sept. 21	at Buffalo	Inactive				0	0	0	0	Inactive			
Sept. 28	JACKSONVILLE	2	0	0	0	0	0	0	0	2	1	1	0
Oct. 5	N.Y. JETS	2	0	0	0	2	0	0	0	2	0	0	0
Oct. 12	at Oakland	0	0	0	0	0	0	0	0	0	0	0	0
Oct. 19	KANSAS CITY	6	0	0	0	2	2	0	0	Inactive			
Oct. 23	at Denver	0	0	0	0	1	0	0	0	3	2	0	0
Nov. 2	at Miami	Inactive				1	1	0	0	2	0	0	0
Nov. 16	OAKLAND	4	0	0	0	0	0	0	0	3	0	0	0
Nov. 23	ST. LOUIS	Inactive				3	1	0	0	2	1	0	0
Nov. 30	at Baltimore	Inactive				3	0	0	0	1	0	0	0
Dec. 7	NEW ENGLAND												
Dec. 14	DENVER												
Dec. 20	at San Francisco												
Dec. 28	at Kansas City												
SEASON TOTALS		14	0	0	0	13	4	0	0	15	4	1	0
CAREER TOTALS		14	0	0	0	13	4	0	0	75	6	2.5	0

Tackles — 6 vs. Kansas City Oct. 19, 2014
Sacks —

Tackles — 3 (2x) Last: at Baltimore Nov. 30, 2014
Sacks —

Tackles: 5 at Jacksonville Jan. 1, 2012
Sacks: 1 (2x) Last: vs. Jacksonville Sept. 28, 2014

DEFENSIVE LINE		L. Guy							
Date	Opp.	Tackles	TFLs	Sacks	INTs	Tackles	TFLs	Sacks	INTs
Sept. 8	at Arizona	0	0	0	0				
Sept. 14	SEATTLE	0	0	0	0				
Sept. 21	at Buffalo	0	0	0	0				
Sept. 28	JACKSONVILLE	Not on Roster							
Oct. 5	N.Y. JETS	Not on Roster							
Oct. 12	at Oakland	Not on Roster							
Oct. 19	KANSAS CITY	Not on Roster							
Oct. 23	at Denver	Not on Roster							
Nov. 2	at Miami	Not on Roster							
Nov. 16	OAKLAND	Not on Roster							
Nov. 23	ST. LOUIS	Not on Roster							
Nov. 30	at Baltimore	Not on Roster							
Dec. 7	NEW ENGLAND								
Dec. 14	DENVER								
Dec. 20	at San Francisco								
Dec. 28	at Kansas City								
SEASON TOTALS		0	0	0	0				
CAREER TOTALS		43	1	1	0				

Tackles — 10 vs. Kansas City Dec. 23, 2012
Sacks — 1 vs. Houston Dec. 30, 2012

LINEBACKERS		D. Butler				M. Te'o				J. Johnson			
Date	Opp.	Tackles	TFLs	Sacks	INTs	Tackles	TFLs	Sacks	INTs	Tackles	TFLs	Sacks	INTs
Sept. 8	at Arizona	2	0	0	0	6	1	0	0	4	0	0	0
Sept. 14	SEATTLE	7	0	0	0	3	0	0	0	Inactive			
Sept. 21	at Buffalo	7	1	0	0	8	0	0	0	7	0	0	0
Sept. 28	JACKSONVILLE	8	0	0	0	Inactive				8	0	0	0
Oct. 5	N.Y. JETS	4	1	1	0	Inactive				2	0	0	0
Oct. 12	at Oakland	8	0	0	0	Inactive				0	0	0	0
Oct. 19	KANSAS CITY	11	0	0	0	Inactive				1	1	1	0
Oct. 23	at Denver	7	1	0	0	Inactive				3	0	0	0
Nov. 2	at Miami	10	1	0	0	Inactive				4	0	0	0
Nov. 16	OAKLAND	3	1	0	0	2	0	0	0	2	1	0	0
Nov. 23	ST. LOUIS	5	0	0	0	3	0	0	0	4	0	0	0
Nov. 30	at Baltimore	4	0	0	0	4	0	0	0	3	1	0	0
Dec. 7	NEW ENGLAND												
Dec. 14	DENVER												
Dec. 20	at San Francisco												
Dec. 28	at Kansas City												
SEASON TOTALS		76	5	1	0	26	1	0	0	38	3	1	0
CAREER TOTALS		371	27	6.5	3	119	6	0	0	657	31	25.5	3

Tackles — 16 vs. Atlanta Sept. 23, 2012

Tackles — 11 vs. Kansas City Dec. 29, 2013

Tackles — 11 vs. New York Jets Sept. 16, 2007

Sacks — 1 (6x) Last: vs. New York Jets Oct. 5, 2014

Sacks — 2 vs. Kansas City Sept. 13, 2009

INTs — 1 (3x) Last: vs. N.Y. Giants Dec. 8, 2013

Interceptions — 1 (3x) Last: vs. Chicago Dec. 20, 2009

INT Return Long — 30 vs. N.Y. Giants Dec. 8, 2013

INT Return Long — 8 at Green Bay Dec. 7, 2009

INT Return TDs — 1 vs. Miami Jan. 2, 2005

LINEBACKERS		D. Freaney				M. Ingram				R. Walker			
Date	Opp.	Tackles	TFLs	Sacks	INTs	Tackles	TFLs	Sacks	INTs	Tackles	TFLs	Sacks	INTs
Sept. 8	at Arizona	1	0	0	0	3	0	0	0	0	0	0	0
Sept. 14	SEATTLE	1	1	1	0	4	2	1	0	0	0	0	0
Sept. 21	at Buffalo	3	1	1	0	Injured-Reserve				1	1	0.5	0
Sept. 28	JACKSONVILLE	0	0	0	0	Injured-Reserve				Inactive			
Oct. 5	N.Y. JETS	1	0	0	0	Injured-Reserve				Inactive			
Oct. 12	at Oakland	0	0	0	0	Injured-Reserve				Inactive			
Oct. 19	KANSAS CITY	1	1	0	0	Injured-Reserve				3	1	0	0
Oct. 23	at Denver	2	0	0	0	Injured-Reserve				0	0	0	0
Nov. 2	at Miami	0	0	0	0	Injured-Reserve				1	0	0	0
Nov. 16	OAKLAND	0	0	0	0	4	0	0	0	Inactive			
Nov. 23	ST. LOUIS	0	0	0	0	2	0	0	0	Inactive			
Nov. 30	at Baltimore	1	0	0	0	3	0	0	0	1	0	0	0
Dec. 7	NEW ENGLAND												
Dec. 14	DENVER												
Dec. 20	at San Francisco												
Dec. 28	at Kansas City												
SEASON TOTALS		10	3	2	0	16	2	1	0	6	2	0.5	0
CAREER TOTALS		389	114	110.0	0	58	9	3	0	80	7	3.5	0

Tackles — 7 (6x) Last: vs. Houston Nov. 8, 2009

Tackles — 6 vs. Kansas City Dec. 29, 2013

Tackles — 11 at Tennessee Sept. 22, 2013

Sacks — 3 (3x) Last: vs. Cincinnati Dec. 18, 2006

Sacks — 1 (3x) Last: vs. Seattle Sept. 14, 2014

Sacks — 1 (3x) Last: at Miami Nov. 17, 2013

LINEBACKERS		K. Conner				A. Gachkar				T. Williams			
Date	Opp.	Tackles	TFLs	Sacks	INTs	Tackles	TFLs	Sacks	INTs	Tackles	TFLs	Sacks	INTs
Sept. 8	at Arizona	0	0	0	0	0	0	0	0	Inactive			
Sept. 14	SEATTLE	0	0	0	0	0	0	0	0	1	0	0	0
Sept. 21	at Buffalo	0	0	0	0	0	0	0	0	1	0	0	0
Sept. 28	JACKSONVILLE	3	0	0	0	6	0	0	0	1	0	0	0
Oct. 5	N.Y. JETS	5	0	0	0	4	0	0	0	2	0	0	0
Oct. 12	at Oakland	5	0	0	0	2	0	0	0	1	0	0	0
Oct. 19	KANSAS CITY	8	0	0	0	3	0	0	0	1	0	0	0
Oct. 23	at Denver	3	0	0	0	3	1	0	0	1	0	0	0
Nov. 2	at Miami	2	0	0	0	6	3	0	0	4	0	0	0
Nov. 16	OAKLAND	8	1	1	0	1	0	0	0	0	0	0	0
Nov. 23	ST. LOUIS	3	0	0	0	3	0	0	0	1	0	0	0
Nov. 30	at Baltimore	4	0	0	0	Inactive				0	0	0	0
Dec. 7	NEW ENGLAND												
Dec. 14	DENVER												
Dec. 20	at San Francisco												
Dec. 28	at Kansas City												
SEASON TOTALS		41	1	1	0	28	4	0	0	13	0	0	0
CAREER TOTALS		280	7	2	0	68	7	1	0	24	1	1	0

Tackles — 18 at Tampa Bay Oct. 3, 2011

Tackles — 8 at Jacksonville Oct. 20, 2013

Tackles — 4 at Miami Nov. 2, 2014

Sacks — 1 (2x) Last: vs. Oakland Nov. 16, 2014

Sacks — 1 vs. Carolina Dec. 16, 2012

Sacks — 1 vs. Denver Nov. 10, 2013

LINEBACKERS		J. Attaochu				Reddick				Law			
Date	Opp.	Tackles	TFLs	Sacks	INTs	Tackles	TFLs	Sacks	INTs	Tackles	TFLs	Sacks	INTs
Sept. 8	at Arizona	5	0	1	0								
Sept. 14	SEATTLE	1	0	0	0								
Sept. 21	at Buffalo	0	0	0	0								
Sept. 28	JACKSONVILLE		Inactive			0	0	0	0	3	1	1	0
Oct. 5	N.Y. JETS		Inactive			0	0	0	0	2	0	0	0
Oct. 12	at Oakland	1	0	0	0								
Oct. 19	KANSAS CITY		Inactive										
Oct. 23	at Denver		Inactive										
Nov. 2	at Miami		Inactive							2	1	0	0
Nov. 16	OAKLAND	2	1	1	0								
Nov. 23	ST. LOUIS	0	0	0	0								
Nov. 30	at Baltimore	0	0	0	0								
Dec. 7	NEW ENGLAND												
Dec. 14	DENVER												
Dec. 20	at San Francisco												
Dec. 28	at Kansas City												
SEASON TOTALS		9	1	2	0	0	0	0	0	7	2	1	0
CAREER TOTALS		9	1	2	0	1	0	0	0	7	2	1	0

Tackles — 5 at Arizona Sept. 8, 2014

Tackles — 1 at Atlanta Sept. 8, 2013

Tackles — 3 vs. Jacksonville Sept. 28, 2014

Sacks — 1 (2x) Last: vs. Oakland Nov. 16, 2014

Sacks — 1 vs. Jacksonville Sept. 28, 2014

CORNERBACKS		B. Flowers				S. Wright				R. Marshall			
Date	Opp.	Tackles	TFLs	Sacks	INTs	Tackles	TFLs	Sacks	INTs	Tackles	TFLs	Sacks	INTs
Sept. 8	at Arizona	7	0	0	0	8	0	0	0	3	0	0	0
Sept. 14	SEATTLE	Inactive				7	1	0	0	2	0	0	0
Sept. 21	at Buffalo	4	0	0	0	2	0	0	0	2	0	0	0
Sept. 28	JACKSONVILLE	6	1	0	1	6	1	0	0	2	0	0	0
Oct. 5	N.Y. JETS	1	0	0	1	Inactive				3	0	0	0
Oct. 12	at Oakland	2	0	0	0	Inactive				2	0	0	0
Oct. 19	KANSAS CITY	3	0	0	0	8	0	0	0	7	0	0	0
Oct. 23	at Denver	Inactive				4	0	0	0	1	0	0	0
Nov. 2	at Miami	5	0	0	0	3	0	0	0	Not on Roster			
Nov. 16	OAKLAND	1	0	0	0	4	0	0	0	Not on Roster			
Nov. 23	ST. LOUIS	1	0	0	1	3	0	0	0	Not on Roster			
Nov. 30	at Baltimore	6	0	0	0	7	0	0	0	Not on Roster			
Dec. 7	NEW ENGLAND												
Dec. 14	DENVER												
Dec. 20	at San Francisco												
Dec. 28	at Kansas City												
SEASON TOTALS		36	1	0	3	52	2	0	0	22	0	0	0
CAREER TOTALS		457	3	2	20	123	3	0	1	532	9	7	18

Tackles — 10 (2 times) Last: vs. Dallas Sept. 15, 2013
Sacks — 1 (2 times) Last: vs. Houston Oct. 20, 2013
INTs — 2 (2 times) Last: at Oakland Oct. 23, 2011
INT Ret Yds — 118 at New York Jets Oct. 26, 2008
INT Ret Long — 91t at New York Jets Oct. 26, 2008
INT Ret TDs — 1 (3 times) Last: at Oakland Oct. 23, 2011

Tackles — 8 (2x) Last: at Arizona Sept. 8, 2014
INTs — 1 vs. N.Y. Giants Dec. 8, 2013
INT Ret Yds — 41 vs. N.Y. Giants Dec. 8, 2013
INT Ret Lg — 41 vs. N.Y. Giants Dec. 8, 2013

Tackles — 12 (2x) Last: vs. N.O. Nov. 25, 2007
Sacks — 1 (7x) Last: vs. St. Louis Nov. 6, 2011
INTs — 1 (18x) Last: vs. NY Jets Sept. 23, 2012
INT Ret. Long — 73t vs. San Francisco Dec. 2, 2007
INT Ret. TDs — 1 (2x) Last: vs. SF Dec. 2, 2007

CORNERBACKS		C. Davis				J. Verrett				S. Williams			
Date	Opp.	Tackles	TFLs	Sacks	INTs	Tackles	TFLs	Sacks	INTs	Tackles	TFLs	Sacks	INTs
Sept. 8	at Arizona	Inactive				4	0	0	0	0	0	0	0
Sept. 14	SEATTLE	Inactive				5	0	0	0	2	0	0	0
Sept. 21	at Buffalo	Inactive				0	0	0	0	Inactive			
Sept. 28	JACKSONVILLE	Did Not Play				Inactive				2	0	0	0
Oct. 5	N.Y. JETS	3	0	0	0	3	0	0	0	0	0	0	0
Oct. 12	at Oakland	0	0	0	0	6	0	0	1	Inactive			
Oct. 19	KANSAS CITY	0	0	0	0	Inactive				0	0	0	0
Oct. 23	at Denver	1	0	0	0	1	0	0	0	Inactive			
Nov. 2	at Miami	7	0	0	0	Inactive				1	0	0	0
Nov. 16	OAKLAND	0	0	0	0	Inj-Res				0	0	0	0
Nov. 23	ST. LOUIS	0	0	0	0	Inj-Res				0	0	0	0
Nov. 30	at Baltimore	0	0	0	0	Inj-Res				0	0	0	0
Dec. 7	NEW ENGLAND												
Dec. 14	DENVER												
Dec. 20	at San Francisco												
Dec. 28	at Kansas City												
SEASON TOTALS		11	0	0	0	19	0	0	1	5	0	0	0
CAREER TOTALS		11	0	0	0	19	0	0	1	5	0	0	0

Tackles — 7 at Miami Nov. 2, 2014

Tackles — 6 at Oakland Oct. 12, 2014
INTs — 1 at Oakland Oct. 12, 2014

Tackles — 2 (2x) Last: vs. Jacksonville Sept. 28, 2014

SAFETIES		J. Addae				M. Gilchrist				E. Weddle			
Date	Opp.	Tackles	TFLs	Sacks	INTs	Tackles	TFLs	Sacks	INTs	Tackles	TFLs	Sacks	INTs
Sept. 8	at Arizona		Inactive			3	0	0	0	5	0	0	0
Sept. 14	SEATTLE		Inactive			3	0	0	0	5	0	0	0
Sept. 21	at Buffalo	1	0	0	0	3	0	0	0	10	1	0	0
Sept. 28	JACKSONVILLE	6	1	1	0	6	1	0	0	4	0	0	1
Oct. 5	N.Y. JETS	6	0	0	0	2	0	0	0	4	0	0	0
Oct. 12	at Oakland	2	0	0	0	2	0	0	0	7	0	0	0
Oct. 19	KANSAS CITY	2	0	0	0	7	1	1	0	10	0	0	0
Oct. 23	at Denver	5	0	0	0	7	0	0	0	11	0	0	0
Nov. 2	at Miami		Inactive			5	0	0	0	8	0	0	0
Nov. 16	OAKLAND		Inactive			7	1	0	0	4	0	0	0
Nov. 23	ST. LOUIS		Inactive			7	0	0	1	9	0	0	0
Nov. 30	at Baltimore	0	0	0	0	8	0	0	0	5	0	0	0
Dec. 7	NEW ENGLAND												
Dec. 14	DENVER												
Dec. 20	at San Francisco												
Dec. 28	at Kansas City												
SEASON TOTALS		22	1	1	0	60	3	1	1	82	1	0	1
CAREER TOTALS		54	2	2	0	246	9	3	5	757	34	6	19

Tackles — 6 (2x) Last: vs. New York Jets Oct. 5, 2014

Sacks — 1 (2x) Last: vs. Jacksonville Sept. 28, 2014

Tackles — 9 vs. Cincinnati Dec. 2, 2012

Sacks — 1 (3x) Last: vs. Kansas City Oct. 19, 2014

INTs — 1 (5x) Last: vs. St. Louis Nov. 23, 2014

INT Return Yards — 26 at Jacksonville Oct. 20, 2013

INT Return Long — 26 at Jacksonville Oct. 20, 2013

Tackles — 16 at Washington Nov. 3, 2013

Sacks — 1 (5x) Last: at Miami Nov. 17, 2013

INTs — 2 at Kansas City Oct. 31, 2011

INT Ret Yds — 41 at Indianapolis Nov. 28, 2010

INT Ret Lg — 41t at Indianapolis Nov. 28, 2010

SAFETIES		D. Stuckey				Phillips							
Date	Opp.	Tackles	TFLs	Sacks	INTs	Tackles	TFLs	Sacks	INTs	Tackles	TFLs	Sacks	INTs
Sept. 8	at Arizona	0	0	0	0					Practice Squad			
Sept. 14	SEATTLE	1	0	0	0					Practice Squad			
Sept. 21	at Buffalo	1	0	0	0					Practice Squad			
Sept. 28	JACKSONVILLE	0	0	0	0					Practice Squad			
Oct. 5	N.Y. JETS	0	0	0	0					Practice Squad			
Oct. 12	at Oakland	1	0	0	0					Practice Squad			
Oct. 19	KANSAS CITY	0	0	0	0					Practice Squad			
Oct. 23	at Denver	0	0	0	0					Practice Squad			
Nov. 2	at Miami	3	0	0	0	1	0	0	0				
Nov. 16	OAKLAND	1	0	0	0	0	0	0	0				
Nov. 23	ST. LOUIS	3	0	0	0	0	0	0	0				
Nov. 30	at Baltimore	0	0	0	0					Not on Roster			
Dec. 7	NEW ENGLAND												
Dec. 14	DENVER												
Dec. 20	at San Francisco												
Dec. 28	at Kansas City												
SEASON TOTALS		10	0	0	0	1	0	0	0				
CAREER TOTALS		19	0	0	0	1	0	0	0				

Tackles — 3 (4x) Last: vs. St. Louis Nov. 23, 2014

Tackles — 1 at Miami Nov. 2, 2014

2014 REGULAR SEASON OFFENSIVE STATISTICS BY GAME FOR SAN DIEGO CHARGERS

Game	9/8 @ ARZ	9/14 SEA	9/21 @ BUF	9/28 JAX	10/5 NYJ	10/12 @ OAK	10/19 KC	10/23 @ DEN	11/2 @ MIA	11/16 OAK	11/23 SL	11/30 @ BLT
Points	17	30	22	33	31	31	20	21	0	13	27	34
1st Qtr	0	3	7	3	7	7	7	0	0	7	3	7
2nd Qtr	3	17	6	14	14	7	7	7	0	3	3	3
3rd Qtr	14	7	7	10	7	7	0	7	0	3	14	3
4th Qtr	0	3	2	6	3	10	6	7	0	0	7	21
Overtime	0	0	0	0	0	0	0	0	0	0	0	0
TDs (Ru-P-Ret)	1-1-0	0-3-0	0-2-0	0-3-0	1-3-0	1-3-0	0-2-0	0-3-0	0-0-0	0-1-0	1-1-1	1-3-0
PATs (M/A)	2-2	3-3	2-2	3-3	4-4	4-4	2-2	3-3	0-0	1-1	3-3	4-4
2PT Convs (M/A)	0-0	0-0	0-0	0-0	0-0	0-0	0-0	0-0	0-0	0-0	0-0	0-0
FGs (M/A)	1-1	3-3	2-2	4-4	1-1	1-1	2-2	0-0	0-0	2-3	2-2	2-2
Safeties	0	0	1	0	0	0	0	0	0	0	0	0
First Downs	15	26	20	19	21	24	19	22	10	18	19	31
Rushing	5	7	4	2	6	7	5	3	2	6	4	5
Passing	9	17	11	16	13	15	11	15	8	11	15	20
Penalty	1	2	5	1	2	2	3	4	0	1	0	6
3rd Down Conv (M/A)	6-15	10-17	5-13	9-16	12-18	8-14	3-10	4-10	3-11	4-15	4-12	9-11
3rd Down Conv Pct	40.00%	58.82%	38.46%	56.25%	66.67%	57.14%	30.00%	40.00%	27.27%	26.67%	33.33%	81.82%
4th Down Conv (M/A)	0-1	0-0	0-0	0-0	0-0	0-1	0-0	1-1	0-1	0-0	0-0	0-0
4th Down Conv Pct	0.00%	0.00%	0.00%	0.00%	0.00%	0.00%	0.00%	100.00%	0.00%	0.00%	0.00%	0.00%
Red Zone Conv (M/A)	1-2	3-4	2-4	0-4	4-5	3-4	1-2	3-3	0-0	0-1	0-2	3-5
Red Zone Conv Pct	50.00%	75.00%	50.00%	0.00%	80.00%	75.00%	50.00%	100.00%	0.00%	0.00%	0.00%	60.00%
Goal to Go Conv (M/A)	1-1	2-3	2-3	0-0	2-2	3-4	1-2	3-3	0-0	0-1	0-1	1-1
Goal to Go Conv Pct	100.00%	66.67%	66.67%	0.00%	100.00%	75.00%	50.00%	100.00%	0.00%	0.00%	0.00%	100.00%
Total Net Yards	290	377	333	407	439	423	251	306	178	300	410	440
Total Off. Plays	60	75	63	61	71	69	49	58	49	68	60	65
Avg. Gain Per Play	4.8	5.0	5.3	6.7	6.2	6.1	5.1	5.3	3.6	4.4	6.8	6.8
Net Yards Rushing	52	101	83	42	162	116	69	61	50	120	128	64
Total Rushing Plays	24	37	36	20	40	33	16	15	19	32	22	18
Avg. Gain Per Rush	2.2	2.7	2.3	2.1	4.1	3.5	4.3	4.1	2.6	3.8	5.8	3.6
Net Yards Passing	238	276	250	365	277	307	182	245	128	180	282	376
Times Sacked	0	1	2	2	3	1	2	2	4	2	3	2
Yards Lost on Sacks	0	8	6	12	11	6	23	7	20	13	9	7
Gross Yards Passing	238	284	256	377	288	313	205	252	148	193	291	383
Pass Attempts	36	37	25	39	28	35	31	41	26	34	35	45
Pass Completions	21	28	18	29	20	22	17	30	13	22	29	34
Completion Pct	58.33%	75.68%	72.00%	74.36%	71.43%	62.86%	54.84%	73.17%	50.00%	64.71%	82.86%	75.56%
Avg. Gain Per Pass	6.6	7.3	9.3	8.9	8.9	8.5	5.5	5.7	4.3	5.0	7.4	8.0
Interceptions	1	0	0	0	1	0	1	2	3	0	1	1
Fumbles / Fum. Lost	1-0	3-0	0-0	1-0	0-0	1-0	1-0	0-0	1-1	0-0	3-2	1-1
Penalties	6	6	6	7	5	7	4	7	7	6	8	8
PenaltyYards	47	53	44	57	76	60	49	77	57	40	85	91
Punts	6	3	6	3	5	3	5	4	5	9	4	1
Gross Punting Average	39.3	41.3	49.7	42.0	40.8	47.7	57.0	49.3	45.2	42.2	49.3	54.0
Touchbacks	1	1	3	0	1	0	0	0	0	0	0	0
Inside20	2	2	3	3	2	1	1	1	0	5	0	0
Punts Blocked	0	0	0	0	0	0	0	0	0	0	0	0
Net Punting Average	36.0	34.7	39.7	42.0	35.8	37.7	47.6	44.8	34.2	41.4	38.3	44.0
Punt Returns	2	1	3	1	2	1	0	1	0	4	1	0
Punt Return Yards	17	6	6	2	12	29	0	6	0	44	0	0
Punt Return Avg.	8.5	6.0	2.0	2.0	6.0	29.0	0.0	6.0	0.0	11.0	0.0	0.0
Fair Catches	0	0	0	0	2	2	1	3	2	2	0	0
Kickoff Returns	0	1	0	1	0	0	3	0	4	1	2	2
Kickoff Return Yards	0	0	0	22	0	0	58	0	116	25	43	48
Kickoff Return Avg.	0.0	0.0	0.0	22.0	0.0	0.0	19.3	0.0	29.0	25.0	21.5	24.0
Time of Possession	28:11	42:15	31:34	29:26	38:54	37:02	21:00	29:14	23:53	34:46	31:09	29:49

2014 REGULAR SEASON DEFENSIVE STATISTICS BY GAME FOR SAN DIEGO CHARGERS

Game	9/8 @ ARZ	9/14 SEA	9/21 @ BUF	9/28 JAX	10/5 NYJ	10/12 @ OAK	10/19 KC	10/23 @ DEN	11/2 @ MIA	11/16 OAK	11/23 SL	11/30 @ BLT
Points	18	21	10	14	0	28	23	35	37	6	24	33
1st Qtr	0	7	0	0	0	7	0	0	7	3	3	10
2nd Qtr	6	7	3	14	0	7	10	14	13	0	7	6
3rd Qtr	0	7	7	0	0	7	3	14	17	0	7	7
4th Qtr	12	0	0	0	0	7	10	7	0	3	7	10
Overtime	0	0	0	0	0	0	0	0	0	0	0	0
TDs (Ru-P-Ret)	0-2-0	1-2-0	0-1-0	1-1-0	0-0-0	0-4-0	1-1-0	2-3-0	1-3-0	0-0-0	1-1-1	1-2-0
PATs (M/A)	0-0	3-3	1-1	2-2	0-0	4-4	2-2	5-5	4-4	0-0	3-3	3-3
2PT Convs (M/A)	0-2	0-0	0-0	0-0	0-0	0-0	0-0	0-0	0-0	0-0	0-0	0-0
FGs (M/A)	2-2	0-0	1-1	0-0	0-0	0-1	3-3	0-1	3-4	2-2	1-2	4-4
Safeties	0	0	0	0	0	0	0	0	0	0	0	0
First Downs	22	14	18	21	11	17	22	27	28	9	16	24
Rushing	4	4	6	7	5	5	7	9	10	2	5	6
Passing	14	9	9	12	4	11	12	14	17	7	9	13
Penalty	4	1	3	2	2	1	3	4	1	0	2	5
3rd Down Conv (M/A)	6-13	3-8	6-14	9-14	1-12	8-13	7-14	8-13	8-14	3-15	6-14	7-12
3rd Down Conv Pct	46.15%	37.50%	42.86%	64.29%	8.33%	61.54%	50.00%	61.54%	57.14%	20.00%	42.86%	58.33%
4th Down Conv (M/A)	0-0	0-1	0-2	0-2	0-1	0-0	0-0	0-0	0-1	1-1	1-1	0-0
4th Down Conv Pct	0.00%	0.00%	0.00%	0.00%	0.00%	0.00%	0.00%	0.00%	0.00%	100.00%	100.00%	0.00%
Red Zone Conv (M/A)	2-3	2-2	1-2	2-2	0-1	2-2	2-3	4-4	3-7	0-1	2-4	3-7
Red Zone Conv Pct	66.67%	100.00%	50.00%	100.00%	0.00%	100.00%	66.67%	100.00%	42.86%	0.00%	50.00%	42.86%
Goal to Go Conv (M/A)	1-1	1-1	0-0	2-2	0-1	1-1	0-0	4-4	1-4	0-0	1-2	1-2
Goal to Go Conv Pct	100.00%	100.00%	0.00%	100.00%	0.00%	100.00%	0.00%	100.00%	25.00%	0.00%	50.00%	50.00%
Total Net Yards	403	288	292	320	151	396	365	425	441	233	317	350
Total Off. Plays	65	40	65	65	54	54	70	65	74	55	61	63
Avg. Gain Per Play	6.2	7.2	4.5	4.9	2.8	7.3	5.2	6.5	6.0	4.2	5.2	5.6
Net Yards Rushing	109	108	87	85	91	114	154	139	132	71	107	125
Total Rushing Plays	26	13	22	25	21	20	39	30	35	19	24	32
Avg. Gain Per Rush	4.2	8.3	4.0	3.4	4.3	5.7	3.9	4.6	3.8	3.7	4.5	3.9
Net Yards Passing	294	180	205	235	60	282	211	286	309	162	210	225
Times Sacked	2	2	3	3	2	0	3	0	0	2	1	0
Yards Lost on Sacks	10	22	33	19	14	0	10	0	0	10	7	0
Gross Yards Passing	304	202	238	254	74	282	221	286	309	172	217	225
Pass Attempts	37	25	40	37	31	34	28	35	39	34	36	31
Pass Completions	24	17	23	29	12	18	19	25	26	16	19	19
Completion Pct	64.86%	68.00%	57.50%	78.38%	38.71%	52.94%	67.86%	71.43%	66.67%	47.06%	52.78%	61.29%
Avg. Gain Per Pass	7.5	6.7	4.8	5.9	1.8	8.3	6.8	8.2	7.9	4.5	5.7	7.3
Interceptions	0	0	0	2	1	1	0	0	0	0	2	0
Fumbles / Fum. Lost	2-2	2-1	1-0	1-1	1-1	1-0	0-0	2-0	1-0	2-1	2-1	1-0
Penalties	5	8	11	3	12	11	7	9	3	8	9	14
PenaltyYards	23	53	110	32	94	78	73	71	25	41	90	98
Punts	5	4	5	2	8	4	4	4	2	9	4	1
Gross Punting Average	43.6	53.3	45.2	55.5	51.1	41.3	43.3	40.5	47.0	49.6	44.5	39.0
Touchbacks	2	2	0	1	0	0	1	0	0	0	0	0
Inside20	0	0	2	0	4	3	2	3	2	2	2	0
Punts Blocked	1	0	0	0	0	0	0	0	0	0	0	0
Net Punting Average	32.2	41.8	44.0	44.5	49.6	34.0	38.3	39.0	47.0	44.7	44.5	39.0
Punt Returns	0	0	1	0	2	3	3	2	4	3	2	1
Punt Return Yards	0	0	0	0	5	30	47	18	55	7	44	10
Punt Return Avg.	0.0	0.0	0.0	0.0	2.5	10.0	15.7	9.0	13.8	2.3	22.0	10.0
Fair Catches	4	1	0	2	0	0	0	2	0	1	2	0
Kickoff Returns	3	6	3	7	5	3	5	2	1	4	6	7
Kickoff Return Yards	49	94	44	189	104	85	92	64	31	75	142	175
Kickoff Return Avg.	16.3	15.7	14.7	27.0	20.8	28.3	18.4	32.0	31.0	18.8	23.7	25.0
Time of Possession	31:49	17:45	28:26	30:34	21:06	22:58	39:00	30:46	36:07	25:14	28:51	30:11

San Diego Chargers 2014 Numerical Roster – (as of December 2, 2014)

No.	Name	Pos.	Ht.	Wt.	Age	Exp.	College	How Acq.	REGULAR SEASON
									GP-GS-DNP-INA ('14)
5	Mike Scifres	P	6-2	215	34	12	Western Illinois	D5-'03	12-0-0-0
9	Nick Novak	K	6-0	198	33	7	Maryland	FA-'12	12-0-0-0
10	Kellen Clemens	QB	6-2	220	31	9	Oregon	UFA (STL)-'14	2-0-10-0
11	Eddie Royal	WR-KR	5-10	185	28	7	Virginia Tech	UFA (DEN)-'12	12-8-0-0
13	Keenan Allen	WR	6-2	211	22	2	California	D3-'13	12-12-0-0
15	Dontrelle Inman	WR	6-3	205	25	1	Virginia	FA-'14	5-0-0-7
16	Seyi Ajiro	WR	6-3	215	27	5	Fresno State	FA-'13	12-0-0-0
17	Philip Rivers	QB	6-5	228	32	11	North Carolina State	T (NYG)-'04	12-12-0-0
20	Chris Davis	CB	5-10	201	24	R	Auburn	FA-'14	8-1-1-3
23	Steve Williams	CB	5-10	185	23	2	California	D5-'13	9-0-0-3
24	Ryan Mathews	RB	6-0	220	27	5	Fresno State	D1-'10	5-5-0-7
25	Darrell Stuckey	S	5-11	212	27	5	Kansas	D4-'10	12-0-0-0
26	Brandon Flowers	CB	5-9	187	28	7	Virginia Tech	UFA (KC)-'14	10-10-0-2
29	Shareece Wright	CB	5-11	182	27	4	Southern California	D3B-'11	10-10-0-2
30	Ronnie Brown	RB	6-0	223	32	10	Auburn	FA-'14	*7-0-0-3
32	Eric Weddle	FS	5-11	200	29	8	Utah	D2-'07	12-12-0-0
34	Donald Brown	RB	5-10	207	27	6	Connecticut	UFA (IND)-'14	9-3-0-3
37	Jahleel Addae	S	5-10	195	24	2	Central Michigan	FA-'13	7-4-0-5
38	Marcus Gilchrist	SS	5-10	198	25	4	Clemson	D2A-'11	12-12-0-0
43	Branden Oliver	RB	5-8	208	23	R	Buffalo	FA-'14	10-4-0-2
47	Mike Windt	LS	6-1	237	28	5	Cincinnati	FA-'10	12-0-0-0
50	Manti Te'o	ILB	6-1	241	23	2	Notre Dame	D2-'13	6-3-0-6
52	Reggie Walker	LB	6-0	244	27	6	Kansas State	FA-'13	7-0-0-5
53	Kavell Conner	ILB	6-0	245	27	5	Clemson	UFA (IND)-'14	12-4-0-0
54	Melvin Ingram	OLB	6-2	265	25	3	South Carolina	D1-'12	5-5-0-0
56	Donald Butler	ILB	6-1	242	26	5	Washington	D3-'10	12-12-0-0
58	Tourek Williams	OLB	6-4	262	23	2	Florida International	D6-'13	11-0-0-1
59	Andrew Gachkar	ILB	6-3	240	26	4	Missouri	D7-'11	11-4-0-1
60	Trevor Robinson	C	6-5	300	24	3	Notre Dame	FA-'14	1-0-6-0
63	Johnnie Troutman	G	6-4	330	27	2	Penn State	D5-'12	12-12-0-0
65	Chris Watt	G	6-2	311	24	R	Notre Dame	D3-'14	9-2-3-0
69	Willie Smith	T	6-5	310	28	4	East Carolina	FA-'13	12-0-0-0
71	Damion Square	DT	6-2	293	25	2	Alabama	W (KC)-'14	0-0-0-3
72	Tenny Palepoi	DT	6-1	298	23	R	Utah	FA-'14	12-0-0-0
73	Ryan Miller	G	6-7	320	25	2	Colorado	FA-'14	0-0-1-1
75	Jeremiah Sirles	T	6-6	315	23	R	Nebraska	FA-'14	0-0-1-0
76	D.J. Fluker	T	6-5	339	23	2	Alabama	D1-'13	12-12-0-0
77	King Dunlap	T	6-9	330	29	7	Auburn	UFA (PHI)-'13	12-12-0-0
78	Chad Rinehart	G	6-5	321	29	7	Northern Iowa	UFA (BUF)-'13	12-12-0-0
80	Malcom Floyd	WR	6-5	225	33	9	Wyoming	FA-'04	12-12-0-0
83	John Phillips	TE	6-5	251	27	6	Virginia	UFA (DAL)-'13	12-0-0-0
85	Antonio Gates	TE	6-4	255	34	12	Kent State	FA-'03	12-12-0-0
88	David Johnson	TE	6-2	260	27	6	Arkansas State	UFA (PIT)-'14	11-0-0-1
89	Ladarius Green	TE	6-6	240	24	3	Louisiana-Lafayette	D4-'12	11-4-1-0
90	Ricardo Mathews	DE	6-3	300	27	5	Cincinnati	FA-'14	8-1-0-4
91	Kendall Reyes	DE	6-4	300	25	3	Connecticut	D2-'12	12-12-0-0
92	Ryan Carrethers	NT	6-1	333	23	R	Arkansas State	D5-'14	6-1-1-5
93	Dwight Freeney	OLB	6-1	268	34	13	Syracuse	UFA (IND)-'13	12-8-0-0
94	Corey Liuget	DT	6-2	300	24	4	Illinois	D1-'11	12-12-0-0
96	Jarret Johnson	OLB	6-3	260	33	12	Alabama	UFA (BAL)-'12	11-11-0-1
97	Jerry Attaochu	OLB	6-3	252	21	R	Georgia Tech	D2-'14	7-0-0-5
98	Sean Lissemore	NT	6-3	303	27	5	William & Mary	T (DAL)-'13	11-5-0-1
99	Cordarro Law	OLB	6-1	255	26	1	Southern Mississippi	FA-'14	3-0-1-3

*Brown played in three games for Houston

RESERVE-PHYSICALLY UNABLE TO PERFORM

66	Jerome Clary	G-T	6-6	320	31	8	Kansas State	D6A-'06	0-0-0-0
----	--------------	-----	-----	-----	----	---	--------------	---------	---------

RESERVE-INJURED

22	Jason Verrett (shoulder)	CB	5-10	178	23	R	Texas Christian	D1-'14	6-4-0-3
27	D.J. Adams (knee)	RB	5-9	199	24	R	Portland State	FA-'14	0-0-0-0
39	Danny Woodhead (ankle)	RB	5-8	200	29	7	Chadron State (Neb.)	UFA (NE)-'13	3-0-0-0
48	Alvin Scioneaux (knee)	ILB	6-2	232	23	R	Wofford	FA-'14	0-0-0-0
57	Doug Legursky (knee)	C-G	6-1	315	28	7	Marshall	FA-'14	2-2-1-1
61	Nick Hardwick (neck)	C	6-4	305	33	11	Purdue	D3B-'04	1-1-0-0
73	Ricky Tjong-A-Tjoe (knee)	DE	6-2	309	24	R	Boise State	FA-'14	0-0-0-0
74	Rich Ohrnberger (back)	C-G	6-2	300	28	6	Penn State	UFA (ARI)-'13	8-7-0-3
75	Damir Scafe (hip)	DE	6-2	300	26	1	Boston College	FA-'11	0-0-0-0
95	Kwame Geathers (knee)	DT	6-6	335	24	2	Georgia	FA-'13	0-0-0-0

PRACTICE SQUAD

3	Torrence Allen	WR	6-0	183	23	R	West Texas A&M	FA-'14	0-0-0-0
8	Javontee Herndon	WR	6-0	194	22	R	Arkansas	FA-'14	0-0-0-0
33	Kendall James	CB	5-11	180	23	R	Maine	FA-'14	0-0-0-0
35	Richard Crawford	CB	5-11	192	24	3	Southern Methodist	FA-'14	0-0-0-2
49	Colton Underwood	OLB	6-3	254	22	R	Illinois State	FA-'14	0-0-0-0
62	Jeff Baca	C	6-2	302	24	2	UCLA	FA-'14	0-0-0-0
64	Craig Watts	G	6-4	335	23	R	West Texas A&M	FA-'14	0-0-0-0
70	Chas Alexih	DT	6-3	304	25	1	Pittsburgh	W (KC)-'14	0-0-0-0
81	David Paulson	TE	6-4	246	25	3	Oregon	FA-'14	0-0-0-0

San Diego Chargers 2014 Alpha Roster – (as of December 2, 2014)

No.	Name	Pos.	Ht.	Wt.	Age	Exp.	College	High School	Hometown
37	Addae, Jahleel	S	5-10	195	24	2	Central Michigan	Riverview	Valrico, Fla.
16	Ajirotutu, Seyi	WR	6-3	215	27	5	Fresno State	Oak Ridge	El Dorado Hills, Calif.
13	Allen, Keenan	WR	6-2	211	22	2	California	Northern Guilford	Greensboro, N.C.
97	Attaochu, Jerry	OLB	6-3	252	21	R	Georgia Tech	Archbishop Carroll	Washington, D.C.
34	Brown, Donald	RB	5-10	207	27	6	Connecticut	Catholic	Red Bank, N.J.
30	Brown, Ronnie	RB	6-0	223	32	10	Auburn	Cartersville	Cartersville, Ga.
56	Butler, Donald	ILB	6-1	242	26	5	Washington	Del Campo	Fair Oaks, Calif.
92	Carrethers, Ryan	NT	6-1	333	23	R	Arkansas State	Brentwood Academy	Nashville, Tenn.
10	Clemens, Kellen	QB	6-2	220	31	9	Oregon	Burns	Burns, Ore.
53	Conner, Kavell	ILB	6-0	245	27	5	Clemson	Manchester	Midlothian, Va.
20	Davis, Chris	CB	5-10	201	24	R	Auburn	Woodlawn	Birmingham, Ala.
77	Dunlap, King	T	6-9	330	29	7	Auburn	Brentwood Academy	Nashville, Tenn.
26	Flowers, Brandon	CB	5-9	187	28	7	Virginia Tech	Atlantic	Delray Beach, Fla.
80	Floyd, Malcom	WR	6-5	225	33	9	Wyoming	River City	Sacramento, Calif.
76	Fluker, D.J.	T	6-5	339	23	2	Alabama	Foley	Foley, Ala.
93	Freene, Dwight	OLB	6-1	268	34	13	Syracuse	Bloomfield	Bloomfield, Conn.
59	Gachkar, Andrew	ILB	6-3	240	26	4	Missouri	Blue Valley West	Overland Park, Kan.
85	Gates, Antonio	TE	6-4	255	34	12	Kent State	Central	Detroit, Mich.
38	Gilchrist, Marcus	SS	5-10	198	25	4	Clemson	Andrews	High Point, N.C.
89	Green, Ladarius	TE	6-6	240	24	3	Louisiana-Lafayette	Booker T. Washington	Pensacola, Fla.
54	Ingram, Melvin	OLB	6-2	265	25	3	South Carolina	Richmond County	Rockingham, N.C.
15	Inman, Dontrelle	WR	6-3	205	25	1	Virginia	Batesburg-Leesville	Batesburg, S.C.
88	Johnson, David	TE	6-2	260	27	6	Arkansas State	Pine Bluff	Pine Bluff, Ark.
96	Johnson, Jarret	OLB	6-3	260	33	12	Alabama	Chiefland	Chiefland, Fla.
99	Law, Cordarro	OLB	6-1	255	26	1	Southern Mississippi	Sumter County	York, Ala.
98	Lissemore, Sean	NT	6-3	303	27	5	William & Mary	Dumont	Dumont, N.J.
94	Liuget, Corey	DT	6-2	300	24	4	Illinois	Hialeah	Miami, Fla.
90	Mathews, Ricardo	DE	6-3	300	27	5	Cincinnati	Parker	Jacksonville, Fla.
24	Mathews, Ryan	RB	6-0	220	27	5	Fresno State	West	Bakersfield, Calif.
73	Miller, Ryan	G	6-7	320	25	2	Colorado	Columbine	Littleton, Colo.
9	Novak, Nick	K	6-0	198	33	7	Maryland	Albemarle	Charlottesville, Va.
43	Oliver, Branden	RB	5-8	208	23	R	Buffalo	Southridge	Miami, Fla.
72	Palepoi, Tenny	DT	6-1	298	23	R	Utah	Skyline	Salt Lake City, UT
83	Phillips, John	TE	6-5	251	27	6	Virginia	Bath County	Hot Springs, Va.
91	Reyes, Kendall	DE	6-4	300	25	3	Connecticut	Nashua North	Nashua, N.H.
78	Rinehart, Chad	G	6-5	321	29	7	Northern Iowa	Boone	Boone, Iowa
17	Rivers, Philip	QB	6-5	228	32	11	North Carolina State	Athens	Decatur, Ala.
60	Robinson, Trevor	C	6-5	300	24	3	Notre Dame	Elkhorn	Elkhorn, Neb.
11	Royal, Eddie	WR-KR	5-10	185	28	7	Virginia Tech	Westfield	Chantilly, Va.
5	Scifres, Mike	P	6-2	215	34	12	Western Illinois	Destrehan	Destrehan, La.
75	Sirles, Jeremiah	T	6-6	315	23	R	Nebraska	Bear Creek	Lakewood, Colo.
69	Smith, Willie	T	6-5	310	28	4	East Carolina	North Johnston	Kenly, N.C.
71	Square, Damion	DT	6-2	293	25	2	Alabama	Yates	Houston, Tex.
25	Stuckey, Darrell	S	5-11	212	27	5	Kansas	Washington	Kansas City, Kan.
50	Te'o, Manti	ILB	6-1	241	23	2	Notre Dame	Punahou	Laie, Hawaii
63	Troutman, Johnnie	G	6-4	330	27	2	Penn State	Pemberton Township	Brown Mills, N.J.
52	Walker, Reggie	LB	6-0	244	27	6	Kansas State	Grant	Sacramento, Calif.
65	Watt, Chris	G	6-2	311	24	R	Notre Dame	Glenbard West	Glen Ellyn, Ill.
32	Weddle, Eric	FS	5-11	200	29	8	Utah	Alta Loma	Alta Loma, Calif.
23	Williams, Steve	CB	5-10	185	23	2	California	Skyline	Dallas, Tex.
58	Williams, Tourek	OLB	6-4	262	23	2	Florida International	Norland	Miami, Fla.
47	Windt, Mike	LS	6-1	237	28	5	Cincinnati	Elder	Cincinnati, Ohio
29	Wright, Shareece	CB	5-11	182	27	4	Southern California	Colton	Colton, Calif.

RESERVE-PHYSICALLY UNABLE TO PERFORM

66	Clary, Jeromey	G-T	6-6	320	31	8	Kansas State	Mansfield	Mansfield, Tex.
----	----------------	-----	-----	-----	----	---	--------------	-----------	-----------------

RESERVE-INJURED

27	Adams, D.J. (knee)	RB	5-9	199	24	R	Portland State	Norcross	Norcross, Ga.
95	Geathers, Kwame (knee)	DT	6-6	335	24	2	Georgia	Carvers Bay	Georgetown, S.C.
61	Hardwick, Nick (neck)	C	6-4	305	33	11	Purdue	Lawrence North	Indianapolis, Ind.
57	Legursky, Doug (knee)	C-G	6-1	315	28	7	Marshall	Wilson	Beckley, W.Va.
74	Ohrnberger, Rich (back)	C-G	6-2	300	28	6	Penn State	East Meadow	East Meadow, N.Y.
75	Scafe, Damik (hip)	DE	6-2	300	26	1	Boston College	Windsor	Windsor, Conn.
48	Scioneaux, Alvin (knee)	ILB	6-2	232	23	R	Wofford	East St. John	Reserve, La.
73	Tjong-A-Tjoe, Ricky (knee)	DE	6-2	309	24	R	Boise State	Boise	Boise, Idaho
22	Verrett, Jason (shouler)	CB	5-10	178	23	R	Texas Christian	Rodriguez	Fairfield, Calif.
39	Woodhead, Danny (ankle)	RB	5-8	200	29	7	Chadron State (Neb.)	North Platte	North Platte, Neb.

PRACTICE SQUAD

70	Alecxi, Chas	DT	6-3	304	25	1	Pittsburgh	Penn Manor	Lancaster, Pa.
3	Allen, Torrence	WR	6-0	183	23	R	West Texas A&M	Meridian	Meridian, Tex.
62	Baca, Jeff	C	6-3	302	24	2	UCLA	Mission Viejo	Mission Viejo, Calif.
35	Crawford, Richard	CB	5-11	192	24	3	Southern Methodist	El Camino	Oceanside, Calif.
8	Herndon, Javontee	WR	6-0	194	22	R	Arkansas	The Bolles School	Jacksonville, Fla.
33	James, Kendall	CB	5-11	180	23	R	Maine	Clark	Roselle, N.J.
81	Paulson, David	TE	6-4	246	25	R	Oregon	Riverside	Chattaroy, Wash.
49	Underwood, Colton	OLB	6-3	254	22	R	Illinois State	Washington	Washington, Ill.
64	Watts, Craig	G	6-4	335	23	R	West Texas A&M	Killeen	Killeen, Tex.

San Diego Chargers 2014 Roster by Position – (as of December 2, 2014)

REGULAR SEASON

Quarterbacks – (2)		Pos.	Ht.	Wt.	Age	Exp.	College	How Acq.	GP-GS-DNP-INA ('14)
10	Kellen Clemens	QB	6-2	220	31	9	Oregon	UFA (STL)-'14	2-0-10-0
17	Philip Rivers	QB	6-5	228	32	11	North Carolina State	T (NYG)-'04	12-12-0-0
Running Backs – (4)									
24	Ryan Mathews	RB	6-0	220	27	5	Fresno State	D1-'10	5-5-0-7
30	Ronnie Brown	RB	6-0	223	32	10	Auburn	FA-'14	*7-0-0-3
34	Donald Brown	RB	5-10	207	27	6	Connecticut	UFA (IND)-'14	9-3-0-3
43	Branden Oliver	RB	5-8	208	23	R	Buffalo	FA-'14	10-4-0-2
* Brown played in three games for Houston									
Wide Receivers – (5)									
11	Eddie Royal	WR-KR	5-10	185	28	7	Virginia Tech	UFA (DEN)-'12	12-8-0-0
13	Keenan Allen	WR	6-2	211	22	2	California	D3-'13	12-12-0-0
15	Dontrelle Inman	WR	6-3	205	25	1	Virginia	FA-'14	5-0-0-7
16	Seyi Ajirotutu	WR	6-3	215	27	5	Fresno State	FA-'13	12-0-0-0
80	Malcom Floyd	WR	6-5	225	33	9	Wyoming	FA-'04	12-12-0-0
Tight Ends – (4)									
83	John Phillips	TE	6-5	251	27	6	Virginia	UFA (DAL)-'13	12-0-0-0
85	Antonio Gates	TE	6-4	255	34	12	Kent State	FA-'03	12-12-0-0
88	David Johnson	TE	6-2	260	27	6	Arkansas State	UFA (PIT)-'14	11-0-0-1
89	Ladarius Green	TE	6-6	240	24	3	Louisiana-Lafayette	D4-'12	11-4-1-0
Offensive Linemen – (9)									
60	Trevor Robinson	C	6-5	300	24	3	Notre Dame	FA-'14	1-0-6-0
63	Johnnie Troutman	G	6-4	330	27	2	Penn State	D5-'12	12-12-0-0
65	Chris Watt	G	6-2	311	24	R	Notre Dame	D3-'14	9-2-3-0
69	Willie Smith	T	6-5	310	28	4	East Carolina	FA-'13	12-0-0-0
73	Ryan Miller	G	6-7	320	25	2	Colorado	FA-'14	0-0-1-1
75	Jeremiah Sirles	T	6-6	315	23	R	Nebraska	FA-'14	0-0-1-0
76	D.J. Fluker	T	6-5	339	23	2	Alabama	D1-'13	12-12-0-0
77	King Dunlap	T	6-9	330	29	7	Auburn	UFA (PHI)-'13	12-12-0-0
78	Chad Rinehart	G	6-5	321	29	7	Northern Iowa	UFA (BUF)-'13	12-12-0-0
Defensive Linemen – (7)									
71	Damion Square	DT	6-2	293	25	2	Alabama	W (KC)-'14	0-0-0-3
72	Tenny Palepoi	DT	6-1	298	23	R	Utah	FA-'14	12-0-0-0
90	Ricardo Mathews	DE	6-3	300	27	5	Cincinnati	FA-'14	8-1-0-4
91	Kendall Reyes	DE	6-4	300	25	3	Connecticut	D2-'12	12-12-0-0
92	Ryan Carrethers	NT	6-1	333	23	R	Arkansas State	D5-'14	6-1-1-5
94	Corey Liuget	DT	6-2	300	24	4	Illinois	D1-'11	12-12-0-0
98	Sean Lissemore	NT	6-3	303	27	5	William & Mary	T (DAL)-'13	11-5-0-1
Linebackers – (11)									
50	Manti Te'o	ILB	6-1	241	23	2	Notre Dame	D2-'13	6-3-0-6
52	Reggie Walker	LB	6-0	244	27	6	Kansas State	FA-'13	7-0-0-5
53	Kavell Conner	ILB	6-0	245	27	5	Clemson	UFA (IND)-'14	12-4-0-0
54	Melvin Ingram	OLB	6-2	265	25	3	South Carolina	D1-'12	5-5-0-0
56	Donald Butler	ILB	6-1	242	26	5	Washington	D3-'10	12-12-0-0
58	Tourek Williams	OLB	6-4	262	23	2	Florida International	D6-'13	11-0-0-1
59	Andrew Gachkar	ILB	6-3	240	26	4	Missouri	D7-'11	11-4-0-1
93	Dwight Freeney	OLB	6-1	268	34	13	Syracuse	UFA (IND)-'13	12-8-0-0
96	Jarret Johnson	OLB	6-3	260	33	12	Alabama	UFA (BAL)-'12	11-11-0-1
97	Jerry Attaochu	OLB	6-3	252	21	R	Georgia Tech	D2-'14	7-0-0-5
99	Cordarro Law	OLB	6-1	255	26	1	Southern Mississippi	FA-'14	3-0-1-3
Cornerbacks – (4)									
20	Chris Davis	CB	5-10	201	24	R	Auburn	FA-'14	8-1-1-3
23	Steve Williams	CB	5-10	185	23	2	California	D5-'13	9-0-0-3
26	Brandon Flowers	CB	5-9	187	28	7	Virginia Tech	UFA (KC)-'14	10-10-0-2
29	Shareece Wright	CB	5-11	182	27	4	Southern California	D3B-'11	10-10-0-2
Safeties – (4)									
25	Darrell Stuckey	S	5-11	212	27	5	Kansas	D4-'10	12-0-0-0
32	Eric Weddle	FS	5-11	200	29	8	Utah	D2-'07	12-12-0-0
37	Jahleel Addae	S	5-10	195	24	2	Central Michigan	FA-'13	7-4-0-5
38	Marcus Gilchrist	SS	5-10	198	25	4	Clemson	D2A-'11	12-12-0-0
Specialists – (3)									
5	Mike Scifres	P	6-2	215	34	12	Western Illinois	D5-'03	12-0-0-0
9	Nick Novak	K	6-0	198	33	7	Maryland	FA-'12	12-0-0-0
47	Mike Windt	LS	6-1	237	28	5	Cincinnati	FA-'10	12-0-0-0

San Diego Chargers 2014 Coaching Staff

Head Coach.....Mike McCoy
Defensive Coordinator.....John Pagano
Offensive Coordinator.....Frank Reich
Special Teams Coordinator.....Kevin Spencer
Linebackers.....Joe Barry
Offensive Line.....Joe D'Alessandris
Wide Receivers.....Fred Graves
Defensive Line.....Don Johnson
Strength and Conditioning.....Kent Johnston
Tight Ends.....Pete Metzelaars
Secondary.....Ron Milus
Quarterbacks.....Nick Sirianni
Running Backs.....Ollie Wilson

Assistant Special Teams.....Craig Aukerman
Assistant Offensive Line.....Andrew Dees
Assistant Strength and Conditioning.....Rick Lyle
Assistant Linebackers.....Bobby King
Assistant Secondary.....Greg Williams
Quality Control—Defense.....Chad Grimm
Quality Control—Offense.....Shane Steichen
Special Assistant to the Head Coach—Offense.....Mark Ridgley

San Diego Chargers Pronunciation Guide – Active Roster

Jahleel (jah-LEEL) **Addae** (uh-DIE)

Seyi (SHAY-ee) **Ajirotutu** (ah-ZHIR-uh-tutu)

Jerry **Attaochu** (uh-TAU-choo)

Andrew **Gachkar** (GATCH-car)

Ladarius (luh-DARE-ee-us) Green

Cordarro (core-DARE-oh) Law

Sean **Lissemore** (LISS-more)

Corey **Liuget** (LEE-jit)

Tenny **Palepoi** (PAL-uh-poy)

Mike **Scifres** (SIGH-fres)

Jeremiah **Sirles** (rhymes with pearls)

Manti (MAN-tie) **Te'o** (TEH-oh)

Tourek (TORE-ick) Williams

Shareece (shuh-REESE) Wright

San Diego Chargers 2014 Depth Chart

(as of December 2, 2014)

OFFENSE

WR	13	KEENAN ALLEN	16	Seyi Ajiro				
LT	77	KING DUNLAP	69	Willie Smith	75	Jeremiah Sirles		
LG	78	CHAD RINEHART	73	Ryan Miller				
C	65	CHRIS WATT	60	Trevor Robinson				
RG	63	JOHNNIE TROUTMAN	73	Ryan Miller				
RT	76	D.J. FLUKER	69	Willie Smith	75	Jeremiah Sirles		
TE	85	ANTONIO GATES	89	Ladarius Green	88	David Johnson	83	John Phillips
WR	11	EDDIE ROYAL						
WR	80	MALCOM FLOYD	15	Dontrelle Inman				
QB	17	PHILIP RIVERS	10	Kellen Clemens				
RB	24	RYAN MATHEWS	34	Donald Brown	43	Branden Oliver	30	Ronnie Brown

DEFENSE

DE	91	KENDALL REYES	90	Ricardo Mathews		
NT	98	SEAN LISSEMORE	92	Ryan Carrethers		
DT	94	COREY LIUGET	72	Tenny Palepoi	71	Damion Square
OLB	54	MELVIN INGRAM	93	Dwight Freeney	97	Jerry Attaochu
ILB	50	MANTI TE'O	52	Reggie Walker	59	Andrew Gachkar
ILB	56	DONALD BUTLER	53	Kavell Conner		
OLB	96	JARRET JOHNSON	58	Tourek Williams	99	Cordarro Law
LCB	26	BRANDON FLOWERS	23	Steve Williams		
RCB	29	SHAREECE WRIGHT	20	Chris Davis		
SS	38	MARCUS GILCHRIST	37	Jahleel Addae		
FS	32	ERIC WEDDLE	25	Darrell Stuckey		

SPECIAL TEAMS

P	5	MIKE SCIFRES				
K	9	NICK NOVAK				
H	5	MIKE SCIFRES	32	Eric Weddle		
LS	47	MIKE WINDT				
KR	20	CHRIS DAVIS	43	Branden Oliver	30	Ronnie Brown
PR	11	EDDIE ROYAL	13	Keenan Allen		

SAN DIEGO CHARGERS 2014 TRANSACTIONS

1/6	Dontrelle Inman (WR).....	signed	5/16	D.J. Adams (RB).....	signed
1/7	Zach Boren (FB).....	signed		Greg Ducre (CB).....	signed
1/14	Nick Becton (T).....	signed	5/19	Darryl Johnson (G).....	signed
	Brandon Jones (CB).....	signed	5/21	Jerry Attaochu (OLB).....	signed
	Terrell Manning (LB).....	signed		Branden Oliver (RB).....	signed
	Ryan Otten (TE).....	signed		Tobais Palmer (WR).....	waived-injured
	Tobais Palmer (WR).....	signed		Ian White (T).....	waived
	Damik Scafe (DE).....	signed	5/22	Tobais Palmer (WR).....	placed on "Reserve-Injured"
	Kerwynn Williams (RB).....	signed		Craig Watts (G).....	signed
1/16	Nick McDonald (C).....	signed	5/27	Tobais Palmer (WR).....	waived from "Reserve-Injured"
1/20	Dan DePalma (WR).....	contract expired	5/30	Jason Verrett (CB).....	signed
2/26	Cordarro Law (OLB).....	signed	6/16	D.J. Adams (RB).....	waived
3/4	Derek Cox (CB).....	released		Adrian Phillips (S).....	signed
	Le'Ron McClain (FB).....	released	6/19	Brandon Taylor (S).....	waived
	Johnny Patrick (CB).....	waived	6/20	Chas Alecxhi (DT).....	claimed off waivers
3/11	Seyi Ajirotutu (WR).....	contract expired	6/25	Brandon Flowers (CB).....	signed
	Danario Alexander (WR).....	contract expired		Brandon Jones (CB).....	waived
	Bront Bird (LB).....	contract expired	7/21	Nick McDonald (C).....	waived
	Ronnie Brown (RB).....	contract expired	7/22	Larry English (OLB).....	released
	Lavelle Hawkins (WR).....	contract expired		Khalil Wilkes (C).....	signed
	Richard Marshall (CB).....	contract expired	7/23	Jeromey Clary (G-T).....	placed on Active PUP
	Rich Ohrnberger (C-G).....	contract expired		Adrian Hamilton (OLB).....	signed
	Stephen Schilling (G-T).....	contract expired		Jonas Mouton (ILB).....	waived-injured
	Cam Thomas (DT).....	contract expired	8/1	Lowell Rose (CB).....	signed
	Reggie Walker (LB).....	contract expired	8/9	Victor Aiyewa (ILB).....	signed
	Charlie Whitehurst (QB).....	contract expired		Alvin Scioneaux (ILB).....	waived
3/12	David Johnson (TE).....	signed	8/10	Alvin Scioneaux (ILB).....	placed on "Reserve-Injured"
	Chad Rinehart (G).....	re-signed	8/18	Damik Scafe (DE).....	waived
3/13	Kavell Conner (ILB).....	signed		Doug Worthington (DE).....	signed
	Donald Brown (RB).....	signed	8/19	Damik Scafe (DE).....	placed on "Reserve-Injured"
	Darrell Stuckey (S).....	re-signed	8/25	Nick Becton (T).....	waived
3/14	Reggie Walker (LB).....	signed		Zach Boren (FB).....	waived
3/15	Brandon Ghee (CB).....	signed		Jake Byrne (TE).....	waived
3/17	Seyi Ajirotutu (WR).....	signed		Brelan Chancellor (WR).....	waived
	Kellen Clemens (QB).....	signed		Adrian Hamilton (ILB).....	waived
	Richard Marshall (CB).....	signed		Micah Hatfield (WR).....	waived
4/8	Byron Jerideau (DT).....	waived		D.J. Johnson (G).....	waived
4/9	Rich Ohrnberger (C-G).....	re-signed		Joe Kruger (DE).....	claimed off waivers
4/14	Terrell Manning (LB).....	waived		Ryan Otten (TE).....	waived
5/8	Jason Verrett (CB).....	Drafted 1		Lowell Rose (CB).....	waived
5/9	Jerry Attaochu (OLB).....	Drafted 2		Chase Tenpenny (P).....	waived
	Chris Watt (G).....	Drafted 3		Kerwynn Williams (RB).....	waived
5/10	Ryan Carrethers (DT).....	Drafted 5	8/26	Jeromey Clary (G-T).....	placed on "Reserve-Physically Unable to Perform"
	Marion Grice (RB).....	Drafted 6		Marcus Cromartie (CB).....	placed on "Reserve-Injured"
	Tevin Reese (WR).....	Drafted 7		Kwame Geathers (DT).....	placed on "Reserve-Injured"
5/13	Torrence Allen (WR).....	signed		Brandon Ghee (CB).....	released
	Brelan Chancellor (WR).....	signed	8/30	Ricky Tjong-a-Tjoe (DE).....	placed on "Reserve-Injured"
	Alden Darby (S).....	signed		Victor Aiyewa (ILB).....	waived
	Chris Davis (CB).....	signed		Chas Alecxih (DT).....	waived
	Michael Flacco (TE).....	signed		Torrence Allen (WR).....	waived
	Micah Hatfield (WR).....	signed		Vincent Brown (WR).....	waived
	Javontee Herndon (WR).....	signed		Crezdon Butler (CB).....	released
	Tenny Palepoi (DE).....	signed		Alden Darby (S).....	waived
	Alvin Scioneaux (ILB).....	signed		Greg Ducre (CB).....	waived
	Jeremiah Sirles (T).....	signed		Michael Flacco (TE).....	waived
	Chase Tenpenny (P).....	signed		Mike Harris (T).....	waived
	Ricky Tjong-A-Tjoe (DE).....	signed		Javontee Herndon (WR).....	waived
	Colton Underwood (OLB).....	signed		Thomas Keiser (OLB).....	waived
	Ian White (T).....	signed		Joe Kruger (DE).....	waived
5/14	Ryan Carrethers (DT).....	signed		Cordarro Law (OLB).....	waived
	Marion Grice (RB).....	signed		Adrian Phillips (S).....	waived
	Tevin Reese (WR).....	signed		Tevin Reese (WR).....	waived
	Chris Watt (G).....	signed		Jeremiah Sirles (T).....	waived
				Brad Sorensen (QB).....	waived

	Colton Underwood (OLB)	waived		David Paulson (TE)	signed to practice squad
	Craig Watts (G)	waived		Kevin Reddick (ILB)	signed
	Kenny Wiggins (T)	waived	9/29	Chas Alecxih (DT)	waived from practice squad
	Khalil Wilkes (C)	waived		Adrian Phillips (S)	signed to practice squad
	Doug Worthington (DE)	waived	10/1	Chas Alecxih (DT)	re-signed practice squad
8/31	Chas Alecxih (DT)	signed to practice squad		Adrian Phillips (S)	waived from practice squad
	Torrence Allen (WR)	signed to practice squad	10/7	D.J. Adams (RB)	placed on "Practice Squad-Injured"
	Vincent Brown (WR)	placed on "Reserve-Injured" list		Doug Legursky (C)	placed on "Reserve-Injured"
	Greg Ducre (CB)	signed to practice squad		Adrian Phillips (S)	re-signed to practice squad
	Javontee Herndon (WR)	signed to practice squad		Kevin Reddick (ILB)	waived
	Cordarro Law (OLB)	signed to practice squad		Trevor Robinson (C)	signed
	Ryan Lindley (QB)	signed to practice squad	10/8	Ronnie Brown (RB)	signed
	Adrian Phillips (S)	signed to practice squad		Greg Ducre (CB)	signed to Washington's active roster
	Jeremiah Sirles (T)	signed to practice squad		Aaron Hester (CB)	signed to practice squad
	Craig Watts (G)	signed to practice squad	10/27	Richard Marshall (CB)	released
9/1	Chas Alecxih (DT)	signed to practice squad	10/28	Richard Crawford (CB)	signed
	Torrence Allen (WR)	signed to practice squad	10/30	Aaron Hester (CB)	waived from practice squad
	Greg Ducre (CB)	signed to practice squad		Kendall James (CB)	signed to practice squad
	Marion Grice (RB)	waived	11/1	Shaun Draughn (RB)	waived
	Javontee Herndon (WR)	signed to practice squad		Adrian Phillips (S)	signed from practice squad
	Cordarro Law (OLB)	signed to practice squad	11/3	Adrian Phillips (S)	waived
	Ryan Lindley (QB)	signed to practice squad		Damion Square (DT)	claimed via waivers
	Ricardo Mathews (DT)	signed	11/5	Adrian Phillips (S)	re-signed to practice squad
	Adrian Phillips (S)	signed to practice squad	11/11	Ryan Lindley (QB)	signed to Arizona's active roster from practice squad
	Jeremiah Sirles (T)	signed to practice squad	11/12	Ryan Miller (G)	signed to practice squad
	Craig Watts (G)	signed to practice squad	11/15	Melvin Ingram (OLB)	activated from "Reserve-Injured"
9/3	Marion Grice (RB)	signed to practice squad		Cordarro Law (OLB)	waived
9/6	Vincent Brown (WR)	waived from "Reserve-Injured"		Adrian Phillips (S)	signed from practice squad
9/10	Nick Hardwick (C)	placed on "Reserve-Injured"		Jason Verrett (CB)	placed on "Reserve-Injured" list
9/11	Doug Legursky (C-G)	signed	11/18	Cordarro Law (OLB)	re-signed to practice squad
9/20	Melvin Ingram (OLB)	placed on "Reserve-Injured-Designated for Return"	11/22	Richard Crawford (CB)	waived
9/23	Marcus Cromartie (CB)	waived from "Reserve-Injured"	11/25	Ryan Miller (G)	signed from practice squad
	Marion Grice (RB)	signed to Arizona's active roster		Richard Crawford (CB)	re-signed to practice squad
	Lawrence Guy (DE)	released		Cordarro Law (OLB)	signed from practice squad
	Cordarro Law (OLB)	signed to active roster	11/26	Rich Ohrnberger (C-G)	placed on "Reserve-Injured"
	Adrian Phillips (S)	waived from practice squad	11/29	Jeff Baca (C)	signed to practice squad
	Colton Underwood (OLB)	signed to practice squad		Adrian Phillips (S)	waived
	Danny Woodhead (RB)	placed on "Reserve-Injured"		Jeremiah Sirles (T)	signed from practice squad
9/24	D.J. Adams (RB)	signed to practice squad			
	Shaun Draughn (RB)	signed			

ROSTER BREAKDOWN

	NFL Experience				How They Came to the NFL				
	Team	Off.	Def.	Spec.	Team	Off.	Def.	Spec.	
Rookies	7	2	5	0	1st Round	8	5	3	0
1st Year	2	1	1	0	2nd Round	8	2	6	0
2nd Year	9	4	5	0	3rd Round	5	3	2	0
3rd Year	4	2	2	0	4th Round	3	1	2	0
4th Year	5	1	4	0	5th Round	5	2	2	1
5th Year	8	2	5	1	6th Round	2	1	1	0
6th Year	4	3	1	0	7th Round	6	2	4	0
7th Year	5	3	1	1	Free Agents	16	7	7	2
8th Year	1	0	1	0	Totals	53	24	26	3
9th Year	2	2	0	0					
10th Year	1	1	0	0					
11th Year	1	1	0	0					
12th Year	3	1	1	1					
13th Year	1	0	1	0					
Totals	53	24	26	3					

When they came to the Chargers

2003 – 1
 2004 – 3
 2005 – 0
 2006 – 0
 2007 – 1
 2008 – 0
 2009 – 0
 2010 – 4
 2011 – 4
 2012 – 7
 2013 – 14
 2014 – 19

How they came to the Chargers

College Draft (21): D.J. Fluker (1), Melvin Ingram (1), Corey Liuget (1), Ryan Mathews (1), Jerry Attaochu (2), Marcus Gilchrist (2), Manti Te'o (2), Kendall Reyes (2), Eric Weddle (2), Keenan Allen (3), Donald Butler (3), Chris Watt (3), Shareece Wright (3), Ladarius Green (4), Darrell Stuckey (4), Ryan Carrethers (5), Mike Scifres (5), Johnnie Troutman (5), Steve Williams (5), Tourek Williams (6), Andrew Gachkar (7)

Unrestricted Free Agents (11): Donald Brown (Indianapolis), Kellen Clemens (St. Louis), Kavell Conner (Indianapolis), King Dunlap (Philadelphia), Brandon Flowers (Kansas City), Dwight Freeney (Indianapolis), David Johnson (Pittsburgh), Jarret Johnson (Baltimore), John Phillips (Dallas) Chad Rinehart (Buffalo), Eddie Royal (Denver)

Free Agents (18): Jahleel Addae, Seyi Ajitutu, Ronnie Brown, Chris Davis, Malcolm Floyd, Antonio Gates, Dontrelle Inman, Cordarro Law, Ricardo Mathews, Ryan Miller, Nick Novak, Branden Oliver, Tenny Palepoi, Trevor Robinson, Jeremiah Sirles, Willie Smith, Reggie Walker, Mike Windt

Trades (2): Sean Lissemore (Dallas), Philip Rivers (New York Giants)

Waivers (1): Damion Square (Kansas City)

Last Transactions: Adrian Phillips waived (Nov. 29)...Jeremiah Sirles signed from practice squad (Nov. 29).

2014 OFFENSIVE DRIVE CHARTS

Week 1 - Monday, Sept. 8, 2014 at Arizona

Drive #	Time Received	Time Lost	Time Poss	How Obtained	Drive Start	# Plays	Yds Gained	Yds Penalty	Net Yards	1st Downs	Last Scrimmage	How Given Up
1	12:20	8:32	3:48	Punt	SD 22	6	23	-5	18	1	SD 40	Punt
2	6:57	4:08	2:49	Fumble	SD 28	6	25	0	25	1	ARZ 47	Punt
3	1:41	0:10	1:31	Punt	SD 20	3	6	0	6	0	SD 26	Punt
4	12:42	9:29	3:13	Kickoff	SD 20	6	6	0	6	1	SD 26	Punt
5	7:18	6:00	1:18	Blocked Punt	ARZ 17	4	4	-5	-1	0	* ARZ 18	Field Goal
6	3:22	0:16	3:06	Punt	SD 20	9	44	0	44	3	ARZ 36	Interception
7	15:00	11:38	3:22	Kickoff	SD 20	7	80	0	80	4	* ARZ 6	Touchdown
8	6:43	5:26	1:17	Fumble	ARZ 29	3	29	0	29	1	ARZ 20	Touchdown
9	3:44	2:13	1:31	Punt	SD 35	3	7	0	7	0	SD 42	Punt
10	12:30	6:50	5:40	Kickoff	SD 20	9	32	5	37	3	ARZ 43	Punt
11	2:25	1:49	0:36	Kickoff	SD 20	5	20	0	20	1	SD 40	Downs

Week 2 - Sunday, Sept. 14, 2014 vs. Seattle

Drive #	Time Received	Time Lost	Time Poss	How Obtained	Drive Start	# Plays	Yds Gained	Yds Penalty	Net Yards	1st Downs	Last Scrimmage	How Given Up
1	10:53	2:52	8:01	Punt	SD 20	14	48	0	48	4	SEA 32	Field Goal
2	1:27	12:05	4:22	Kickoff	SD 20	9	86	-6	80	6	* SEA 8	Touchdown
3	9:48	4:40	5:08	Punt	SD 45	10	41	-10	31	2	SEA 24	Field Goal
4	4:34	1:04	3:30	Fumble	SEA 28	6	48	-20	28	3	* SEA 8	Touchdown
5	0:12	0:00	0:12	Kickoff	SD 30	1	-2	0	-2	0	SD 30	End of Half
6	15:00	11:32	3:28	Kickoff	SD 20	6	22	5	27	2	SD 47	Punt
7	9:25	3:01	6:24	Punt	SD 25	12	73	2	75	5	* SEA 21	Touchdown
8	0:03	10:16	4:47	Kickoff	SD 20	8	31	0	31	2	SEA 49	Punt
9	7:57	3:04	4:53	Punt	SD 20	8	33	0	33	2	SEA 47	Punt
10	1:46	0:16	1:30	Downs	SEA 5	4	-5	0	-5	0	* SEA 10	Field Goal

Week 3 - Sunday, Sept. 21, 2014 at Buffalo

Drive #	Time Received	Time Lost	Time Poss	How Obtained	Drive Start	# Plays	Yds Gained	Yds Penalty	Net Yards	1st Downs	Last Scrimmage	How Given Up
1	13:03	9:45	3:18	Punt	SD 25	7	70	5	75	4	* BUF 3	Touchdown
2	3:09	10:18	7:51	Punt	SD 9	17	87	2	89	6	* BUF 2	Field Goal
3	8:27	5:54	2:33	Punt	SD 11	5	16	15	31	1	SD 42	Punt
4	2:56	0:21	2:35	Kickoff	SD 20	7	61	0	61	2	* BUF 19	Field Goal
5	15:00	7:31	7:29	Kickoff	SD 20	14	80	0	80	6	* BUF 5	Touchdown
6	1:16	14:21	1:55	Kickoff	SD 20	3	5	31	36	1	BUF 44	Punt
7	12:26	10:53	1:33	Punt	SD 22	3	6	0	6	0	SD 28	Punt
8	8:23	6:44	1:39	Downs	SD 43	3	3	0	3	0	SD 46	Punt
9	5:06	3:28	1:38	Punt	SD 49	3	8	0	8	0	BUF 43	Punt
10	3:23	2:20	1:03	Kickoff	SD 41	3	0	5	5	0	SD 46	Punt

Week 4 - Sunday, Sept. 28, 2014 vs. Jacksonville

Drive #	Time Received	Time Lost	Time Poss	How Obtained	Drive Start	# Plays	Yds Gained	Yds Penalty	Net Yards	1st Downs	Last Scrimmage	How Given Up
1	14:48	13:04	1:44	Fumble	JAX 30	3	-13	0	-13	0	JAX 43	Punt
2	6:52	3:44	3:08	Downs	SD 49	7	46	-10	36	2	* JAX 15	Field Goal
3	14:06	11:24	2:42	Kickoff	SD 17	5	83	0	83	3	JAX 47	Touchdown
4	7:17	3:47	3:30	Kickoff	SD 20	6	30	-4	26	2	SD 46	Punt
5	2:06	0:59	1:07	Punt	SD 45	4	60	-5	55	2	JAX 43	Touchdown
6	15:00	11:09	3:51	Kickoff	SD 20	9	80	0	80	4	JAX 24	Touchdown
7	9:18	6:10	3:08	Interception	JAX 40	7	29	-5	24	1	* JAX 16	Field Goal
8	4:03	13:35	5:28	Punt	SD 20	14	63	12	75	4	* JAX 5	Field Goal
9	9:30	7:13	2:17	Downs	SD 35	3	8	0	8	0	SD 43	Punt
10	3:40	1:09	2:31	Interception	JAX 38	7	19	0	19	1	* JAX 19	Field Goal

Week 5 - Sunday, Oct. 5, 2014 vs. New York Jets

Drive #	Time Received	Time Lost	Time Poss	How Obtained	Drive Start	# Plays	Yds Gained	Yds Penalty	Net Yards	1st Downs	Last Scrimmage	How Given Up
1	13:09	7:31	5:38	Punt	SD 10	11	85	5	90	4	* NYJ 8	Touchdown
2	5:17	2:11	3:06	Punt	SD 27	7	35	0	35	2	NYJ 38	Punt
3	0:12	12:05	3:07	Punt	SD 9	7	69	0	69	2	NYJ 22	Interception
4	11:57	10:15	1:42	Fumble	NYJ 20	3	17	3	20	3	* NYJ 12	Touchdown
5	7:28	0:42	6:46	Punt	SD 9	12	101	-10	91	4	* NYJ 15	Touchdown
6	0:01	0:00	0:01	Interception	SD 45	1	-1	0	-1	0	SD 45	End of Half
7	15:00	12:55	2:05	Kickoff	SD 20	3	-4	0	-4	0	SD 16	Punt
8	11:49	6:44	5:05	Punt	SD 10	9	90	0	90	4	* NYJ 9	Touchdown
9	4:49	3:10	1:39	Punt	NYJ 45	3	4	0	4	0	NYJ 41	Punt
10	2:17	13:28	3:49	Punt	NYJ 38	7	22	0	22	1	* NYJ 16	Field Goal
11	12:17	8:47	3:30	Punt	SD 43	6	17	0	17	1	NYJ 40	Punt
12	4:33	2:07	2:26	Downs	SD 10	3	4	0	4	0	SD 14	Punt

Week 6 - Sunday, Oct. 12, 2014 at Oakland

Drive #	Time Received	Time Lost	Time Poss	How Obtained	Drive Start	# Plays	Yds Gained	Yds Penalty	Net Yards	1st Downs	Last Scrimmage	How Given Up
1	14:08	9:38	4:30	Kickoff	SD 20	7	75	5	80	3	OAK 29	Touchdown
2	6:52	5:11	1:41	Punt	SD 17	3	2	0	2	0	SD 19	Punt
3	4:12	11:52	7:20	Punt	SD 15	13	75	10	85	5	* OAK 5	Touchdown
4	7:25	4:53	2:32	Kickoff	SD 20	6	17	0	17	1	SD 37	Punt
5	15:00	8:35	6:25	Kickoff	SD 20	12	64	-30	34	3	OAK 46	Downs
6	7:40	2:52	4:48	Kickoff	SD 20	8	80	0	80	4	* OAK 1	Touchdown
7	1:18	14:41	1:37	Punt	SD 10	3	6	0	6	0	SD 16	Punt
8	10:01	5:52	4:09	Kickoff	SD 20	9	68	0	68	4	* OAK 12	Field Goal
9	4:43	1:56	2:47	Punt	OAK 39	6	39	0	39	4	* OAK 1	Touchdown
10	1:13	0:00	1:13	Interception	SD 5	3	-3	0	-3	0	SD 3	End of Game

Week 7 - Sunday, Oct. 19, 2014 vs. Kansas City

Drive #	Time Received	Time Lost	Time Poss	How Obtained	Drive Start	# Plays	Yds Gained	Yds Penalty	Net Yards	1st Downs	Last Scrimmage	How Given Up
1	15:00	13:21	1:39	Kickoff	SD 20	3	3	0	3	0	SD 23	Punt
2	9:49	7:40	2:09	Punt	SD 11	5	18	0	18	1	SD 29	Punt
3	5:56	3:15	2:41	Punt	SD 39	5	43	18	61	6	* KC 1	Touchdown
4	14:51	12:42	2:09	Kickoff	SD 18	3	0	0	0	0	SD 18	Punt
5	3:11	1:45	1:26	Kickoff	SD 20	3	-13	0	-13	0	SD 7	Punt
6	0:55	0:14	0:41	Punt	SD 20	6	80	0	80	4	KC 27	Touchdown
7	8:35	7:33	1:02	Kickoff	SD 20	3	7	0	7	0	SD 27	Punt
8	14:50	9:36	5:14	Kickoff	SD 17	12	77	0	77	5	* KC 6	Field Goal
9	5:39	1:57	3:42	Punt	SD 12	9	36	22	58	3	KC 30	Field Goal
10	0:21	0:04	0:17	Kickoff	SD 20	2	0	0	0	0	SD 20	Interception

Week 8 - Thursday, Oct. 23, 2014 at Denver

Drive #	Time Received	Time Lost	Time Poss	How Obtained	Drive Start	# Plays	Yds Gained	Yds Penalty	Net Yards	1st Downs	Last Scrimmage	How Given Up
1	12:55	8:59	3:56	Punt	SD 28	6	18	0	18	1	SD 46	Punt
2	3:32	1:53	1:39	Punt	SD 14	3	1	0	1	0	SD 15	Punt
3	13:35	11:23	2:12	Kickoff	SD 20	4	14	0	14	1	SD 34	Punt
4	10:38	3:07	7:31	Punt	SD 16	13	83	1	84	6	* DEN 2	Touchdown
5	0:32	0:00	0:32	Kickoff	SD 20	2	8	0	8	0	SD 20	End of Half
6	15:00	13:35	1:25	Kickoff	SD 20	3	-1	0	-1	0	SD 19	Interception
7	10:53	9:15	1:38	Kickoff	SD 20	3	-2	5	3	1	SD 23	Punt
8	7:34	2:39	4:55	Kickoff	SD 20	12	75	5	80	5	* DEN 4	Touchdown
9	13:29	9:31	3:58	Kickoff	SD 20	8	75	5	80	6	* DEN 10	Touchdown
10	6:03	4:53	1:10	Missed FG	SD 43	3	12	0	12	1	DEN 45	Interception
11	0:18	0:00	0:18	Punt	SD 31	1	23	0	23	1	SD 31	End of Game

Week 9 - Sunday, Nov. 2, 2014 at Miami

Drive #	Time Received	Time Lost	Time Poss	How Obtained	Drive Start	# Plays	Yds Gained	Yds Penalty	Net Yards	1st Downs	Last Scrimmage	How Given Up
1	15:00	7:36	7:24	Kickoff	SD 20	13	77	-20	57	3	MIA 22	Downs
2	1:40	14:50	1:50	Kickoff	SD 26	3	9	0	9	0	SD 35	Punt
3	11:08	10:51	0:17	Kickoff	SD 30	1	0	0	0	0	SD 30	Interception
4	8:53	7:23	1:30	Kickoff	SD 20	4	16	0	16	1	SD 36	Punt
5	1:52	1:03	0:49	Kickoff	SD 20	4	16	0	16	1	SD 36	Punt
6	11:02	9:05	1:57	Kickoff	SD 16	6	17	0	17	1	SD 33	Interception
7	7:04	5:34	1:30	Kickoff	SD 25	3	6	0	6	1	SD 31	Interception
8	2:53	2:05	0:48	Punt	SD 10	3	1	0	1	0	SD 11	Fumble
9	2:00	0:00	2:00	Kickoff	SD 20	4	6	-5	1	1	SD 21	Punt
10	12:03	6:41	5:22	Punt	SD 15	7	30	-7	23	2	SD 38	Punt
11	0:26	0:00	0:26	Downs	SD 13	1	0	0	0	0	SD 13	End of Game

Week 11 - Sunday, Nov. 16, 2014 vs. Oakland

Drive #	Time Received	Time Lost	Time Poss	How Obtained	Drive Start	# Plays	Yds Gained	Yds Penalty	Net Yards	1st Downs	Last Scrimmage	How Given Up
1	14:53	14:07	0:46	Fumble	OAK 22	2	22	0	22	1	OAK 22	Touchdown
2	11:52	10:55	0:57	Punt	SD 27	3	0	0	0	0	SD 27	Punt
3	7:27	2:18	5:09	Kickoff	SD 20	9	40	-5	35	2	OAK 45	Punt
4	0:48	14:14	1:34	Punt	SD 41	4	18	0	18	1	OAK 41	Punt
5	13:09	11:04	2:05	Punt	SD 46	4	13	-10	3	1	SD 49	Punt
6	9:39	4:12	5:27	Punt	SD 43	11	52	0	52	4	* OAK 5	Field Goal
7	1:48	0:00	1:48	Punt	SD 23	8	52	-5	47	3	OAK 30	Missed FG
8	15:00	13:04	1:56	Kickoff	SD 16	3	-1	0	-1	0	SD 15	Punt
9	11:20	7:19	4:01	Punt	SD 33	7	38	-5	33	2	OAK 34	Field Goal
10	5:47	3:24	2:23	Punt	SD 46	3	4	5	9	0	OAK 45	Punt
11	14:42	10:46	3:56	Punt	SD 1	7	23	0	23	2	SD 24	Punt
12	7:58	6:15	1:43	Punt	SD 13	3	-1	0	-1	0	SD 12	Punt
13	4:06	1:05	3:01	Kickoff	SD 20	7	40	0	40	2	OAK 40	Punt

Week 12 - Sunday, Nov. 23, 2014 vs. St. Louis

Drive #	Time Received	Time Lost	Time Poss	How Obtained	Drive Start	# Plays	Yds Gained	Yds Penalty	Net Yards	1st Downs	Last Scrimmage	How Given Up
1	15:00	12:35	2:25	Kickoff	SD 20	3	5	-14	-9	0	SD 11	Punt
2	11:40	9:10	2:30	Interception	SL 23	6	18	0	18	1	* SL 5	Field Goal
3	1:03	11:32	4:31	Kickoff	SD 20	8	72	0	72	4	* SL 8	Interception
4	11:32	9:15	2:17	Kickoff	SD 24	3	9	0	9	0	SD 33	Punt
5	4:25	2:18	2:07	Blocked FG	SD 20	3	9	0	9	0	SD 29	Punt
6	1:33	0:02	1:31	Punt	SD 16	10	54	0	54	4	SL 30	Field Goal
7	12:39	9:50	2:49	Punt	SD 39	5	71	-10	61	3	SL 32	Touchdown
8	6:18	2:07	4:11	Kickoff	SD 17	7	67	0	67	2	SD 49	Fumble
9	0:25	8:09	7:16	Punt	SD 7	11	103	-10	93	5	SL 29	Touchdown
10	2:04	1:27	0:37	Kickoff	SD 20	3	3	0	3	0	SD 23	Punt
11	0:55	0:00	0:55	Interception	SD 3	3	-1	0	-1	0	SD 2	End of Game

Week 13 - Sunday, Nov. 30, 2014 at Baltimore

Drive #	Time Received	Time Lost	Time Poss	How Obtained	Drive Start	# Plays	Yds Gained	Yds Penalty	Net Yards	1st Downs	Last Scrimmage	How Given Up
1	10:46	9:59	0:47	Kickoff	SD 15	2	4	0	4	0	SD 19	Interception
2	7:48	0:20	7:28	Kickoff	SD 20	13	75	5	80	5	* BLT 12	Touchdown
3	11:09	5:42	5:27	Kickoff	SD 20	9	54	10	64	4	* BLT 18	Fumble
4	1:41	0:02	1:39	Kickoff	SD 20	10	36	10	46	4	BLT 34	Field Goal
5	15:00	10:10	4:50	Kickoff	SD 20	9	72	0	72	2	* BLT 8	Field Goal
6	5:01	1:45	3:16	Kickoff	SD 20	5	21	-10	11	1	SD 31	Punt
7	0:17	13:12	2:05	Punt	SD 41	5	59	0	59	4	* BLT 14	Touchdown
8	6:13	3:40	2:33	Kickoff	SD 23	6	67	10	77	5	BLT 23	Touchdown
9	2:22	0:38	1:44	Kickoff	SD 20	8	52	28	80	6	* BLT 1	Touchdown

2014 DEFENSIVE DRIVE CHARTS

Week 1 - Monday, Sept. 8, 2014 at Arizona

Drive #	Time Received	Time Lost	Time Poss	How Obtained	Drive Start	# Plays	Yds Gained	Yds Penalty	Net Yards	1st Downs	Last Scrimmage	How Given Up
1	15:00	12:20	2:40	Kickoff	ARZ 15	6	25	-5	20	1	ARZ 35	Punt
2	8:32	6:57	1:35	Punt	ARZ 8	3	68	-4	64	1	SD 28	Fumble
3	4:08	1:41	2:27	Punt	ARZ 20	6	22	5	27	2	ARZ 47	Punt
4	0:10	12:42	2:28	Punt	ARZ 34	7	50	12	62	3	* SD 4	Field Goal
5	9:29	7:18	2:11	Punt	ARZ 33	3	7	0	7	0	ARZ 40	Blocked Punt
6	6:00	3:22	2:38	Kickoff	ARZ 15	3	9	15	24	1	ARZ 39	Punt
7	0:16	0:00	0:16	Interception	ARZ 44	3	30	0	30	1	SD 26	Field Goal
8	11:38	6:43	4:55	Kickoff	ARZ 8	8	21	0	21	2	ARZ 33	Fumble
9	5:26	3:44	1:42	Kickoff	ARZ 20	3	6	-5	1	0	ARZ 21	Punt
10	2:13	12:30	4:43	Punt	ARZ 36	10	59	5	64	5	* SD 5	Touchdown
11	6:50	2:25	4:25	Punt	ARZ 9	11	95	-4	91	5	* SD 13	Touchdown
12	1:49	0:00	1:49	Downs	SD 40	4	11	0	11	1	SD 28	End of Game

Week 2 - Sunday, Sept. 14, 2014 vs. Seattle

Drive #	Time Received	Time Lost	Time Poss	How Obtained	Drive Start	# Plays	Yds Gained	Yds Penalty	Net Yards	1st Downs	Last Scrimmage	How Given Up
1	15:00	10:53	4:07	Kickoff	SEA 8	7	46	0	46	2	SD 46	Punt
2	2:52	1:27	1:25	Kickoff	SEA 40	3	60	0	60	1	SEA 49	Touchdown
3	12:05	9:48	2:17	Kickoff	SEA 22	3	-4	0	-4	0	SEA 18	Punt
4	4:40	4:34	0:06	Kickoff		0	0	0	0	0		Fumble
5	1:04	0:12	0:52	Kickoff	SEA 31	5	66	3	69	5	* SD 3	Touchdown
6	11:32	9:25	2:07	Punt	SEA 20	3	10	-15	-5	0	SEA 15	Punt
7	3:01	0:03	2:58	Kickoff	SEA 30	8	70	0	70	4	* SD 14	Touchdown
8	10:16	7:57	2:19	Punt	SEA 14	5	27	-5	22	1	SEA 36	Punt
9	3:04	1:46	1:18	Punt	SEA 11	4	-1	-5	-6	0	SEA 10	Downs
10	0:16	0:00	0:16	Kickoff	SEA 31	2	14	0	14	1	SEA 31	End of Game

Week 3 - Sunday, Sept. 21, 2014 at Buffalo

Drive #	Time Received	Time Lost	Time Poss	How Obtained	Drive Start	# Plays	Yds Gained	Yds Penalty	Net Yards	1st Downs	Last Scrimmage	How Given Up
1	15:00	13:03	1:57	Kickoff	BUF 20	3	7	0	7	0	BUF 27	Punt
2	9:45	3:09	6:36	Kickoff	BUF 20	11	27	5	32	3	SD 48	Punt
3	10:18	8:27	1:51	Kickoff	BUF 36	3	14	-10	4	0	BUF 40	Punt
4	5:54	2:56	2:58	Punt	BUF 8	8	65	0	65	2	SD 27	Field Goal
5	0:21	0:00	0:21	Kickoff	BUF 23	1	0	0	0	0	BUF 23	End of Half
6	7:31	1:16	6:15	Kickoff	BUF 33	11	67	0	67	5	* SD 11	Touchdown
7	14:21	12:26	1:55	Punt	BUF 20	4	-9	15	6	1	BUF 26	Punt
8	10:53	8:23	2:30	Punt	BUF 20	6	37	0	37	2	SD 43	Downs
9	6:44	5:06	1:38	Punt	BUF 20	4	0	-10	-10	0	BUF 10	Punt
10	3:28	3:23	0:05	Punt	BUF 9	1	0	-9	-9	0	BUF 9	Safety
11	2:20	0:00	2:20	Punt	BUF 5	14	84	0	84	5	* SD 11	Downs

Week 4 - Sunday, Sept. 28, 2014 vs. Jacksonville

Drive #	Time Received	Time Lost	Time Poss	How Obtained	Drive Start	# Plays	Yds Gained	Yds Penalty	Net Yards	1st Downs	Last Scrimmage	How Given Up
1	15:00	14:48	0:12	Kickoff	JAX 20	2	10	0	10	0	JAX 20	Fumble
2	13:04	6:52	6:12	Punt	JAX 9	11	42	0	42	3	SD 49	Downs
3	3:44	14:06	4:38	Kickoff	JAX 32	10	68	0	68	5	* SD 1	Touchdown
4	11:24	7:17	4:07	Kickoff	JAX 24	7	76	0	76	4	* SD 2	Touchdown
5	3:47	2:06	1:41	Punt	JAX 10	3	-1	0	-1	0	JAX 9	Punt
6	0:59	0:00	0:59	Kickoff	JAX 25	3	5	0	5	0	JAX 28	End of Half
7	11:09	9:18	1:51	Kickoff	JAX 28	4	14	0	14	1	JAX 42	Interception
8	6:10	4:03	2:07	Kickoff	JAX 31	3	5	0	5	0	JAX 36	Punt
9	13:35	9:30	4:05	Kickoff	JAX 27	8	24	14	38	2	SD 35	Downs
10	7:13	3:40	3:33	Punt	JAX 9	9	44	4	48	4	SD 43	Interception
11	1:09	0:00	1:09	Kickoff	JAX 22	5	32	0	32	2	JAX 38	End of Game

Week 5 - Sunday, Oct. 5, 2014 vs. New York Jets

Drive #	Time Received	Time Lost	Time Poss	How Obtained	Drive Start	# Plays	Yds Gained	Yds Penalty	Net Yards	1st Downs	Last Scrimmage	How Given Up
1	15:00	13:09	1:51	Kickoff	NYJ 16	4	8	15	23	1	NYJ 39	Punt
2	7:31	5:17	2:14	Kickoff	NYJ 20	5	14	-5	9	1	NYJ 29	Punt
3	2:11	0:12	1:59	Punt	NYJ 18	3	7	-5	2	0	NYJ 20	Punt
4	12:05	11:57	0:08	Interception	NYJ 20	1	0	0	0	0	NYJ 20	Fumble
5	10:15	7:28	2:47	Kickoff	NYJ 16	5	22	-5	17	1	NYJ 33	Punt
6	0:42	0:01	0:41	Kickoff	NYJ 26	3	9	-10	-1	0	NYJ 25	Interception
7	12:55	11:49	1:06	Punt	NYJ 43	3	-3	0	-3	0	NYJ 40	Punt
8	6:44	4:49	1:55	Kickoff	NYJ 13	5	5	-9	-4	1	NYJ 9	Punt
9	3:10	2:17	0:53	Punt	NYJ 5	3	1	0	1	0	NYJ 6	Punt
10	13:28	12:17	1:11	Kickoff	NYJ 23	3	2	-17	-15	0	NYJ 8	Punt
11	8:47	4:33	4:14	Punt	NYJ 20	11	48	22	70	4	* SD 16	Downs
12	2:07	0:00	2:07	Punt	NYJ 24	8	38	0	38	3	SD 36	End of Game

Week 6 - Sunday, Oct. 12, 2014 at Oakland

Drive #	Time Received	Time Lost	Time Poss	How Obtained	Drive Start	# Plays	Yds Gained	Yds Penalty	Net Yards	1st Downs	Last Scrimmage	How Given Up
1	15:00	14:08	0:52	Kickoff	OAK 20	3	80	0	80	1	OAK 23	Touchdown
2	9:38	6:52	2:46	Kickoff	OAK 20	6	19	0	19	1	OAK 39	Punt
3	5:11	4:12	0:59	Punt	50	3	4	0	4	0	SD 46	Punt
4	11:52	7:25	4:27	Kickoff	OAK 24	11	71	5	76	4	* SD 6	Touchdown
5	4:53	0:00	4:53	Punt	OAK 17	12	68	-20	48	3	SD 35	Missed FG
6	8:35	7:40	0:55	Downs	OAK 46	3	54	0	54	1	SD 47	Touchdown
7	2:52	1:18	1:34	Kickoff	OAK 36	4	23	-5	18	1	SD 46	Punt
8	14:41	10:01	4:40	Punt	50	7	55	-5	50	4	* SD 6	Touchdown
9	5:52	4:43	1:09	Kickoff	OAK 25	3	2	-13	-11	0	OAK 14	Punt
10	1:56	1:13	0:43	Kickoff	OAK 20	3	20	15	35	2	SD 45	Interception

Week 7 - Sunday, Oct. 19, 2014 vs. Kansas City

Drive #	Time Received	Time Lost	Time Poss	How Obtained	Drive Start	# Plays	Yds Gained	Yds Penalty	Net Yards	1st Downs	Last Scrimmage	How Given Up
1	13:21	9:49	3:32	Punt	KC 42	6	14	0	14	1	SD 44	Punt
2	7:40	5:56	1:44	Punt	KC 7	3	4	0	4	0	KC 11	Punt
3	3:15	14:51	3:24	Kickoff	KC 34	6	66	0	66	3	* SD 16	Touchdown
4	12:42	3:11	9:31	Punt	KC 34	14	41	15	56	4	* SD 10	Field Goal
5	1:45	0:55	0:50	Punt	KC 45	3	4	0	4	0	KC 49	Punt
6	0:14	0:00	0:14	Kickoff	KC 23	1	-1	0	-1	0	KC 23	End of Half
7	15:00	8:35	6:25	Kickoff	KC 15	12	63	0	63	4	SD 22	Field Goal
8	7:33	14:50	7:43	Punt	KC 30	11	86	-16	70	5	* SD 11	Touchdown
9	9:36	5:39	3:57	Kickoff	KC 12	7	37	0	37	2	KC 49	Punt
10	1:57	0:21	1:36	Kickoff	KC 8	9	52	10	62	3	SD 30	Field Goal
11	0:04	0:00	0:04	Interception	SD 38	1	-1	0	-1	0	SD 38	End of Game

Week 8 - Thursday, Oct. 23, 2014 at Denver

Drive #	Time Received	Time Lost	Time Poss	How Obtained	Drive Start	# Plays	Yds Gained	Yds Penalty	Net Yards	1st Downs	Last Scrimmage	How Given Up
1	15:00	12:55	2:05	Kickoff	DEN 20	4	23	0	23	1	DEN 43	Punt
2	8:59	3:32	5:27	Punt	DEN 12	9	46	-5	41	2	SD 47	Punt
3	1:53	13:35	3:18	Punt	DEN 31	7	69	0	69	4	* SD 2	Touchdown
4	11:23	10:38	0:45	Punt	DEN 31	3	4	0	4	0	DEN 35	Punt
5	3:07	0:32	2:35	Kickoff	DEN 26	8	69	5	74	4	SD 31	Touchdown
6	13:35	10:53	2:42	Interception	DEN 49	6	36	15	51	4	* SD 3	Touchdown
7	9:15	7:34	1:41	Punt	DEN 39	5	35	26	61	3	* SD 2	Touchdown
8	2:39	13:29	4:10	Kickoff	DEN 35	8	64	1	65	5	* SD 1	Touchdown
9	9:31	6:03	3:28	Kickoff	DEN 20	8	45	0	45	2	SD 35	Missed FG
10	4:53	0:18	4:35	Interception	DEN 4	8	35	-5	30	2	DEN 34	Punt

Week 9 - Sunday, Nov. 2, 2014 at Miami

Drive #	Time Received	Time Lost	Time Poss	How Obtained	Drive Start	# Plays	Yds Gained	Yds Penalty	Net Yards	1st Downs	Last Scrimmage	How Given Up
1	7:36	1:40	5:56	Downs	MIA 23	10	82	-5	77	5	* SD 6	Touchdown
2	14:50	11:08	3:42	Punt	MIA 39	8	61	0	61	4	* SD 2	Touchdown
3	10:51	8:53	1:58	Interception	SD 31	5	23	0	23	1	* SD 8	Field Goal
4	7:23	1:52	5:31	Punt	MIA 30	11	68	-5	63	3	* SD 7	Field Goal
5	1:03	0:00	1:03	Punt	MIA 24	8	48	0	48	3	SD 28	Missed FG
6	15:00	11:02	3:58	Kickoff	MIA 28	8	67	5	72	5	SD 21	Touchdown
7	9:05	7:04	2:01	Interception	SD 19	6	14	0	14	1	* SD 5	Field Goal
8	5:34	2:53	2:41	Interception	MIA 29	4	19	0	19	1	MIA 48	Punt
9	2:05	2:00	0:05	Fumble	SD 14	1	14	0	14	1	* SD 14	Touchdown
10	15:00	12:03	2:57	Punt	MIA 30	6	3	0	3	1	MIA 33	Punt
11	6:41	0:26	6:15	Punt	MIA 45	11	42	0	42	3	* SD 11	Downs

Week 11 - Sunday, Nov. 16, 2014 vs. Oakland

Drive #	Time Received	Time Lost	Time Poss	How Obtained	Drive Start	# Plays	Yds Gained	Yds Penalty	Net Yards	1st Downs	Last Scrimmage	How Given Up
1	15:00	14:53	0:07	Kickoff	OAK 22	1	0	0	0	0	OAK 22	Fumble
2	14:07	11:52	2:15	Kickoff	OAK 19	3	14	-5	9	0	OAK 28	Punt
3	10:55	7:27	3:28	Punt	OAK 30	8	47	0	47	2	SD 23	Field Goal
4	2:18	0:48	1:30	Punt	OAK 6	3	2	0	2	0	OAK 8	Punt
5	14:14	13:09	1:05	Punt	OAK 4	3	2	0	2	0	OAK 6	Punt
6	11:04	9:39	1:25	Punt	OAK 13	3	0	0	0	0	OAK 13	Punt
7	4:12	1:48	2:24	Kickoff	OAK 20	4	24	0	24	1	OAK 44	Punt
8	13:04	11:20	1:44	Punt	OAK 29	3	-1	0	-1	0	OAK 28	Punt
9	7:19	5:47	1:32	Kickoff	OAK 8	3	-1	-4	-5	0	OAK 3	Punt
10	3:24	14:42	3:42	Punt	OAK 2	9	54	0	54	3	SD 44	Punt
11	10:46	7:58	2:48	Punt	OAK 26	4	13	0	13	1	OAK 39	Punt
12	6:15	4:06	2:09	Punt	OAK 45	7	48	0	48	1	* SD 7	Field Goal
13	1:05	0:00	1:05	Punt	OAK 12	6	29	0	29	1	OAK 41	End of Game

Week 12 - Sunday, Nov. 23, 2014 vs. St. Louis

Drive #	Time Received	Time Lost	Time Poss	How Obtained	Drive Start	# Plays	Yds Gained	Yds Penalty	Net Yards	1st Downs	Last Scrimmage	How Given Up
1	12:35	11:40	0:55	Punt	SL 38	3	1	0	1	0	SL 39	Interception
2	9:10	1:03	8:07	Kickoff	SL 32	13	73	-9	64	5	* SD 4	Field Goal
3	9:15	4:25	4:50	Punt	SL 20	8	52	0	52	2	SD 28	Blocked FG
4	2:18	1:33	0:45	Punt	SL 23	5	4	15	19	1	SL 42	Punt
5	0:02	0:00	0:02	Kickoff		0	0	0	0	0		End of Half
6	15:00	12:39	2:21	Kickoff	SL 15	3	9	0	9	0	SL 24	Punt
7	9:50	9:29	0:21	Kickoff	SL 20	2	-7	0	-7	0	SL 20	Fumble
8	9:29	7:11	2:18	Kickoff	SL 34	4	13	-10	3	0	SL 37	Punt
9	7:11	6:18	0:53	Muffed Punt	SD 21	3	21	0	21	2	* SD 6	Touchdown
10	2:07	0:25	1:42	Fumble	SL 15	4	21	0	21	1	SL 36	Punt
11	8:09	2:04	6:05	Kickoff	SL 20	13	90	-10	80	4	* SD 7	Touchdown
12	1:27	0:55	0:32	Punt	SD 40	5	36	0	36	1	* SD 4	Interception

Week 13 - Sunday, Nov. 30, 2014 at Baltimore

Drive #	Time Received	Time Lost	Time Poss	How Obtained	Drive Start	# Plays	Yds Gained	Yds Penalty	Net Yards	1st Downs	Last Scrimmage	How Given Up
1	15:00	10:46	4:14	Kickoff	BLT 39	8	61	0	61	4	* SD 16	Touchdown
2	9:59	7:48	2:11	Interception	SD 19	4	9	-5	4	0	* SD 15	Field Goal
3	0:20	11:09	4:11	Kickoff	BLT 31	11	48	18	66	4	* SD 3	Field Goal
4	5:42	1:41	4:01	Fumble	BLT 16	9	61	12	73	3	* SD 11	Field Goal
5	0:02	0:00	0:02	Kickoff		0	0	0	0	0		End of Half
6	10:10	5:01	5:09	Kickoff	BLT 47	10	38	15	53	4	* SD 10	Touchdown
7	1:45	0:17	1:28	Punt	BLT 15	3	5	0	5	0	BLT 20	Punt
8	13:12	6:13	6:59	Kickoff	BLT 21	12	68	11	79	6	* SD 1	Touchdown
9	3:40	2:22	1:18	Kickoff	SD 30	6	17	0	17	1	* SD 13	Field Goal
10	0:38	0:00	0:38	Kickoff	BLT 14	4	43	0	43	2	BLT 33	End of Game

2014 PARTICIPATION CHART

Month	Sep. 8	Sep. 14	Sept. 21	Sept. 28	Oct. 5	Oct. 12	Oct. 19	Oct. 23	Nov. 2	Nov. 16	Nov. 23	Nov. 30	Dec. 7	Dec. 14	Dec. 20	Dec. 28	Career	Consec.	Injury	2014
Day	at	vs	at	vs	vs	at	vs	at	at	vs	vs	at	vs	vs	at	at	G-S	G-S	DNP	G-S
Location	ARI	SEA	BUF	JAX	NYJ	OAK	KC	DEN	MIA	OAK	STL	BAL	NE	DEN	SF	KC				
Opponent	ARI	SEA	BUF	JAX	NYJ	OAK	KC	DEN	MIA	OAK	STL	BAL	NE	DEN	SF	KC				
Addae	ina	ina	sub	S	sub	S	S	S	ina	ina	ina	sub					23-6	1-1	5	7-3
Adams	nor	nor	nor	ps	ps	ps-inj	ps-inj	ps-inj	ps-inj	ps-inj	ps-inj	ps-inj					0-0	0-0	0	0-0
Ajirotutu	sub	sub	sub	sub	sub	sub	sub	sub	sub	sub	sub	sub					53-1	26-0	0	12-0
Alexkih	ps	ps	ps	ps	ps	ps	ps	ps	ps	ps	ps	ps					0-0	0-0	0	0-0
K. Allen	WR	WR	WR	WR	WR	WR	WR	WR	WR	WR	WR	WR					27-26	27-26	0	12-12
T. Allen	ps	ps	ps	ps	ps	ps	ps	ps	ps	ps	ps	ps					0-0	0-0	0	0-0
Attaochu	sub	sub	sub	ina	ina	sub	ina	ina	ina	sub	sub	sub					7-0	3-0	5	7-0
D. Brown	sub	sub	RB	RB	RB	ina	ina	ina	sub	sub	sub	sub					75-23	4-0	3	9-3
R. Brown	nor	nor	nor	nor	nor	sub	sub	sub	sub	ina	ina	ina					129-74	0-0	0	4-0
Butler, D.	ILB	ILB	ILB	ILB	ILB	ILB	ILB	ILB	ILB	ILB	ILB	ILB					53-52	20-20	0	12-12
Carrethers	ina	dnp	ina	sub	sub	sub	sub	sub	ina	NT	ina	ina					6-1	0-0	2	6-1
Clemens	dnp	dnp	dnp	dnp	dnp	dnp	dnp	dnp	dnp	dnp	dnp	dnp					42-21	0-0	0	2-0
Conner	sub	sub	sub	sub	ILB	sub	sub	sub	sub	ILB	ILB	ILB					64-40	15-3	0	12-4
Clary	pup	pup	pup	pup	pup	pup	pup	pup	pup	pup	pup	pup					103-93	0-0	12	0-0
Crawford	nor	nor	nor	nor	nor	nor	nor	nor	ina	ina	nor	ps					10-0	0-0	0	0-0
Cromartie	ir	ir	ir	ir	ir	ir	ir	ir	ir	ir	ir	ir					0-0	0-0	3	0-0
Davis	ina	ina	ina	dnp	sub	sub	sub	sub	CB	sub	sub	sub					8-1	8-0	2	8-1
Draughn	nor	nor	nor	sub	sub	sub	sub	sub	nor	nor	nor	nor					27-0	5-0	0	5-0
Ducre	ps	ps	ps	ps	ps	nor	nor	nor	nor	nor	nor	nor					0-0	0-0	0	0-0
Dunlap	LT	LT	LT	LT	LT	LT	LT	LT	LT	LT	LT	LT					75-42	16-16	0	12-12
Flowers	CB	ina	CB	CB	CB	CB	CB	ina	CB	CB	CB	CB					98-97	4-4	2	10-10
Floyd	WR	WR	WR	WR	WR	WR	WR	WR	WR	WR	WR	WR					102-60	12-12	0	12-12
Fluker	RT	RT	RT	RT	RT	RT	RT	RT	RT	RT	RT	RT					27-27	25-25	0	12-12
Freaney	sub	OLB	OLB	OLB	OLB	OLB	OLB	OLB	OLB	sub	sub	sub					179-155	12-0	0	12-8
Gachkar	sub	sub	sub	ILB	sub	ILB	ILB	ILB	sub	sub	sub	ina					59-7	0-0	1	11-4
Gates	TE	TE	TE	TE	TE	TE	TE	TE	TE	TE	TE	TE					175-170	42-13	0	12-12
Geathers	ir	ir	ir	ir	ir	ir	ir	ir	ir	ir	ir	ir					7-0	0-0	12	0-0
Gilchrist	SS	SS	SS	SS	SS	SS	SS	SS	SS	SS	SS	SS					58-36	39-28	0	12-12
Green, L.	sub	TE	sub	dnp	TE	sub	sub	sub	TE	TE	sub	sub					31-14	8-0	1	11-4
Grice	ps	ps	ps	nor	nor	nor	nor	nor	nor	nor	nor	nor					0-0	0-0	0	0-0
Guy	sub	sub	sub	nor	nor	nor	nor	nor	nor	nor	nor	nor					24-2	0-0	0	3-0
Hardwick	C	ir	ir	ir	ir	ir	ir	ir	ir	ir	ir	ir					136-136	0-0	11	1-1
Herndon	ps	ps	ps	ps	ps	ps	ps	ps	ps	ps	ps	ps					0-0	0-0	0	0-0
Hester	nor	nor	nor	nor	nor	ps	ps	ps	nor	nor	nor	nor					0-0	0-0	0	0-0
Ingram	OLB	OLB	ir	ir	ir	ir	ir	ir	ir	OLB	OLB	OLB					25-8	3-3	7	5-5
Inman	ina	sub	ina	sub	ina	sub	ina	sub	sub	ina	ina	ina					5-0	0-0	0	5-0
James	nor	nor	nor	nor	nor	nor	nor	nor	ps	ps	ps	ps					0-0	0-0	0	0-0
D. Johnson	sub	sub	sub	ina	sub	sub	sub	sub	sub	sub	sub	sub					63-26	8-0	1	11-0
J. Johnson	OLB	ina	OLB	OLB	OLB	OLB	OLB	OLB	OLB	OLB	OLB	OLB					180-131	10-10	0	11-11
Law	ps	ps	ps	sub	sub	ina	dnp	ina	sub	nor	ps	ina					3-0	0-0	1	3-0
Legursky	nor	ina	dnp	C	C	ir	ir	ir	ir	ir	ir	ir					65-30	0-0	7	2-2
Lindley	ps	ps	ps	ps	ps	ps	ps	ps	ps	nor	nor	nor					6-4	0-0	0	0-0
Lissemore	NT	sub	NT	sub	NT	sub	sub	sub	sub	ina	NT	NT					54-13	2-2	1	11-5
Liuget	DT	DT	DT	DT	DT	DT	DT	DT	DT	DT	DT	DT					59-57	57-48	0	12-12
Marshall	sub	S	sub	sub	sub	sub	sub	sub	nor	nor	nor	nor					124-65	0-0	0	8-1
Ri. Mathews	ina	ina	ina	sub	sub	sub	ina	sub	DE	sub	sub	sub					60-7	5-0	0	8-1
Ry. Mathews	RB	RB	ina	ina	ina	ina	ina	ina	ina	RB	RB	RB					59-51	3-3	7	5-5
Miller	nor	nor	nor	nor	nor	nor	nor	nor	nor	ps	dnp	ina					8-0	0-0	0	0-0
Novak	sub	sub	sub	sub	sub	sub	sub	sub	sub	sub	sub	sub					78-0	41-0	0	12-0
Ohrnberger	sub	C	C	ina	ina	C	C	C	C	C	ina	ir					39-12	0-0	4	8-7
Oliver	ina	ina	sub	sub	sub	RB	RB	RB	RB	sub	sub	sub					10-4	10-0	0	10-4
Palepoi	sub	sub	sub	sub	sub	sub	sub	sub	sub	sub	sub	sub					12-0	12-0	0	12-0
Paulson	nor	nor	nor	ps	ps	ps	ps	ps	ps	ps	ps	ps					32-9	0-0	0	0-0
A. Phillips	ps	ps	ps	nor	nor	ps	ps	ps	sub	sub	sub	nor					3-0	3-0	0	3-0
J. Phillips	sub	sub	sub	sub	sub	sub	sub	sub	sub	sub	sub	sub					75-23	12-0	0	12-0
Reddick	nor	nor	nor	sub	sub	nor	nor	nor	nor	nor	nor	nor					18-0	2-0	0	2-0
Reyes	DE	DE	DE	DE	DE	DE	DE	DE	DE	DE	DE	DE					44-32	44-32	0	12-12
Rinehart	LG	LG	LG	LG	LG	LG	LG	LG	LG	LG	LG	LG					54-43	20-19	0	12-12
Rivers	QB	QB	QB	QB	QB	QB	QB	QB	QB	QB	QB	QB					144-140	141-140	0	12-12
Robinson	nor	nor	nor	nor	nor	dnp	dnp	dnp	dnp	dnp	dnp	sub					20-7	1-0	0	1-0
Royal	WR	sub	WR	WR	sub	WR	WR	WR	sub	sub	WR	WR					94-59	16-2	0	12-8
Scafe	ir	ir	ir	ir	ir	ir	ir	ir	ir	ir	ir	ir					2-0	0-0	12	0-0
Scifres	sub	sub	sub	sub	sub	sub	sub	sub	sub	sub	sub	sub					178-0	173-0	0	12-0
Scioneaux	ir	ir	ir	ir	ir	ir	ir	ir	ir	ir	ir	ir					0-0	0-0	12	0-0
Sirles	ps	ps	ps	ps	ps	ps	ps	ps	ps	ps	ps	dnp					0-0	0-0	0	0-0
Smith	sub	sub	sub	sub	sub	sub	sub	sub	sub	sub	sub	sub					27-10	12-0	0	12-0
Square	nor	nor	nor	nor	nor	nor	nor	nor	nor	ina	ina	ina					10-0	0-0	0	0-0
Stuckey	sub	sub	sub	sub	sub	sub	sub	sub	sub	sub	sub	sub					55-0	28-0	0	12-0
Te'o	ILB	ILB	ILB	ina	ina	ina	ina	ina	ina	sub	sub	sub					19-16	3-0	6	6-3
Tjong-a-Tjoe	ir	ir	ir	ir	ir	ir	ir	ir	ir	ir	ir	ir					0-0	0-0	12	0-0
Troutman	RG	RG	RG	RG	RG	RG	RG	RG	RG	RG	RG	RG					26-21	26-12	0	12-12
Verrett	sub	CB	sub	ina	CB	CB	ina	CB	ina	ir	ir	ir					6-4	0-0	6	6-4
Walker	sub	sub	sub	ina	ina	ina	sub	sub	sub	ina	ina	sub					71-6	1-0	3	7-0
Watt	dnp	dnp	dnp	sub	sub	sub	sub	sub	sub	sub	C	C					9-2	9-2	0	9-2
Watts	ps	ps	ps	ps	ps	ps	ps	ps	ps	ps	ps	ps					0-0	0-0	0	0-0
Weddle	FS	FS	FS	FS	FS	FS	FS	FS	FS	FS	FS	FS					120-105	76-76	0	12-12
S. Williams	sub	sub	ina	sub	sub	ina	sub	ina	sub	sub	sub	sub					9-0	4-0	0	9-0
T. Williams	ina	sub	sub	sub	sub	sub	sub	sub	sub	sub	sub	sub					24-6	11-0	0	11-0
Underwood	nor	nor	nor	ps	ps	ps	ps	ps	ps	ps	ps	ps					0-0	0-0	0	0-0
Windt	sub	sub	sub	sub	sub	sub	sub	sub	sub	sub	sub	sub					65-0	28-0	0	12-0
Woodhead	sub	sub	sub	ir	ir	ir	ir	ir	ir	ir	ir	ir					75-11	0-0	9	3-0
Wright	CB	CB	CB	CB	ina	ina	CB	CB	CB	CB	CB	CB					40-23	6-6	2	10-10

2014 STARTING LINEUPS

OFFENSE	WR	LT	LG	C	RG	RT	TE	WR	QB	WR	RB
Sept. 8 at Arizona	Allen	Dunlap	Rinehart	Hardwick	Troutman	Fluker	Gates	Floyd	Rivers	Royal	Mathews
Sept. 14 SEATTLE	Allen	Dunlap	Rinehart	Ohrnberger	Troutman	Fluker	Gates	Floyd	Rivers	Green*	Mathews
Sept. 21 at Buffalo	Allen	Dunlap	Rinehart	Ohrnberger	Troutman	Fluker	Gates	Floyd	Rivers	Royal	D. Brown
Sept. 28 JACKSONVILLE	Allen	Dunlap	Rinehart	Legursky	Troutman	Fluker	Gates	Floyd	Rivers	Royal	D. Brown
Oct. 5 N.Y. JETS	Allen	Dunlap	Rinehart	Legursky	Troutman	Fluker	Gates	Floyd	Rivers	Green*	D. Brown
Oct. 12 at Oakland	Allen	Dunlap	Rinehart	Ohrnberger	Troutman	Fluker	Gates	Floyd	Rivers	Royal	Oliver
Oct. 19 KANSAS CITY	Allen	Dunlap	Rinehart	Ohrnberger	Troutman	Fluker	Gates	Floyd	Rivers	Royal	Oliver
Oct. 23 at Denver	Allen	Dunlap	Rinehart	Ohrnberger	Troutman	Fluker	Gates	Floyd	Rivers	Royal	Oliver
Nov. 2 at Miami	Allen	Dunlap	Rinehart	Ohrnberger	Troutman	Fluker	Gates	Floyd	Rivers	Green*	Oliver
Nov. 16 OAKLAND	Allen	Dunlap	Rinehart	Ohrnberger	Troutman	Fluker	Gates	Floyd	Rivers	Green*	Mathews
Nov. 23 ST. LOUIS	Allen	Dunlap	Rinehart	Watt	Troutman	Fluker	Gates	Floyd	Rivers	Royal	Mathews
Nov. 30 at Baltimore	Allen	Dunlap	Rinehart	Watt	Troutman	Fluker	Gates	Floyd	Rivers	Royal	Mathews
Dec. 7 NEW ENGLAND											
Dec. 14 DENVER											
Dec. 20 at San Francisco											

* - denotes tight end

DEFENSE	DE	NT	DT	OLB	ILB	ILB	OLB	CB	CB	SS	FS
Sept. 8 at Arizona	Reyes	Lissemore	Liuget	Ingram	Te'o	Butler	Johnson	Flowers	Wright	Gilchrist	Weddle
Sept. 14 SEATTLE	Reyes	Marshall^	Liuget	Ingram	Te'o	Butler	Freeney	Verrett	Wright	Gilchrist	Weddle
Sept. 21 at Buffalo	Reyes	Lissemore	Liuget	Freeney	Te'o	Butler	Johnson	Flowers	Wright	Gilchrist	Weddle
Sept. 28 JACKSONVILLE	Reyes	Addae^	Liuget	Freeney	Gachkar	Butler	Johnson	Flowers	Wright	Gilchrist	Weddle
Oct. 5 N.Y. JETS	Reyes	Lissemore	Liuget	Freeney	Conner	Butler	Johnson	Flowers	Verrett	Gilchrist	Weddle
Oct. 12 at Oakland	Reyes	Addae^	Liuget	Freeney	Gachkar	Butler	Johnson	Flowers	Verrett	Gilchrist	Weddle
Oct. 19 KANSAS CITY	Reyes	Addae^	Liuget	Freeney	Gachkar	Butler	Johnson	Flowers	Wright	Gilchrist	Weddle
Oct. 23 at Denver	Reyes	Addae^	Liuget	Freeney	Gachkar	Butler	Johnson	Verrett	Wright	Gilchrist	Weddle
Nov. 2 at Miami	Reyes	Mathews*	Liuget	Freeney	Davis+	Butler	Johnson	Flowers	Wright	Gilchrist	Weddle
Nov. 16 OAKLAND	Reyes	Carrethers	Liuget	Ingram	Conner	Butler	Johnson	Flowers	Wright	Gilchrist	Weddle
Nov. 23 ST. LOUIS	Reyes	Lissemore	Liuget	Ingram	Conner	Butler	Johnson	Flowers	Wright	Gilchrist	Weddle
Nov. 30 at Baltimore	Reyes	Lissemore	Liuget	Ingram	Conner	Butler	Johnson	Flowers	Wright	Gilchrist	Weddle
Dec. 7 NEW ENGLAND											
Dec. 14 DENVER											
Dec. 20 at San Francisco											

^ - denotes safety

* - denotes defensive end

+ - denotes cornerback

INDIVIDUAL RECORDS

POINTS

Most, Career

1,076	John Carney, 1990-00
918	LaDainian Tomlinson, 2001-09
889	Nate Kaeding, 2004-12

Most, Season

186	LaDainian Tomlinson, 2006
146	Nate Kaeding, 2009
144	Nick Novak, 2013

Most, Season, Rookie

114	Nate Kaeding, 2004
106	Dennis Partee, 1968
94	Herb Travenio, 1965

Most, Game

30	Kellen Winslow at Oakland Nov. 22, 1981
24	(8x) Last: L. Tomlinson vs. Oak. Oct. 14, 2007
19	Greg Davis at Oakland Oct. 5, 1997

TOUCHDOWNS

Most Seasons Leading League

3	Lance Alworth, 1964, 1965, 1966
1	LaDainian Tomlinson, 2006

Most, Career

153	LaDainian Tomlinson, 2001-09
96	Antonio Gates, 2003-14
83	Lance Alworth, 1962-70

Most, Season

31	LaDainian Tomlinson, 2006
20	LaDainian Tomlinson, 2005
19	Chuck Muncie, 1981

Most, Game

5	Kellen Winslow at Oakland Nov. 22, 1981
4	(8x) Last: L. Tomlinson vs. Oak. Oct. 14, 2007
3	(39x) Last: A. Gates vs. Sea. Sept. 14, 2014

Most Consecutive Games

18	LaDainian Tomlinson, 2004-05
10	LaDainian Tomlinson, 2006
9	Antonio Gates, 2009-10
	Natrone Means, 1993-94
	Lance Alworth, 1963

POINTS AFTER TOUCHDOWN

Most, Career

349	Nate Kaeding, 2004-12
328	Rolf Benirschke, 1977-86
293	John Carney, 1990-00

Most, Season

58	Nate Kaeding, 2006
55	Rolf Benirschke, 1981
54	Nate Kaeding, 2004

Most, Game

7	(6x) Last: Nate Kaeding vs. Den. Dec. 28, 2008
6	(27x) Last: N. Kaeding at Tenn. Dec. 25, 2009
5	(48x) Last: Nick Novak at K.C. Nov. 24, 2013

Most Consecutive

250	Nate Kaeding, 2004-09
119	Nick Novak, 2011-14
87	Rolf Benirschke, 1983-86

Most Attempts, Career

352	Rolf Benirschke, 1977-86
351	Nate Kaeding, 2004-12
298	John Carney, 1990-00

Most Attempts, Season

61	Rolf Benirschke, 1981
58	Nate Kaeding, 2006
55	Nate Kaeding, 2004
	Bob Thomas, 1985

Most Attempts, Game

8	Bob Thomas vs. Pittsburgh Dec. 8, 1985
	Rolf Benirschke at Oakland Nov. 22, 1981
7	(6x) Last: N. Kaeding vs. Den. Dec. 28, 2008
6	(36x) Last: N. Kaeding at Tenn. Dec. 25, 2009

TWO-POINT CONVERSIONS

Most, Career

3	Ronnie Harmon, 1990-95
2	Dave Kocourek, 1960-65
1	(19x) Last: Curtis Brinkley, 2011

Most, Season

3	Ronnie Harmon, 1994
1	(20x) Last: Mike Tolbert, 2010

Most, Game

1	(24x) Last: Curtis Brinkley at K.C. Oct. 31, 2011
---	---

FIELD GOALS

Most, Career

261	John Carney, 1990-00
180	Nate Kaeding, 2004-12
146	Rolf Benirschke, 1977-86

Most, Season

34	Nick Novak, 2013
	John Carney, 1994
32	Nate Kaeding, 2009

31	John Carney, 1993, 1999
----	-------------------------

Most, Game

6	(3x) Last: Greg Davis at Oakland Oct. 5, 1997
5	(11x) Last: Nate Kaeding at Oak. Sept. 10, 2012
4	(30x) Last: Nick Novak vs. Jax. Sept. 28, 2014

Most, Game, No Misses

6	(3x) Last: Greg Davis at Oakland Oct. 5, 1997
5	(10x) Last: Nate Kaeding at Oak. Sept. 10, 2012
4	(21x) Last: Nick Novak vs. Jax Sept. 28, 2014

Highest Percentage, Career (min. 100 att.)

.884	Nick Novak, 2011-14 (99 of 112)
.870	Nate Kaeding, 2004-12 (180 of 207)
.816	John Carney, 1990-00 (261 of 320)

Highest Percentage, Season (min. 14 att.)

.919	Nick Novak, 2013 (34 of 37)
.914	Nate Kaeding, 2009 (32 of 35)
.905	John Carney, 1990 (19 of 21)

Most Consecutive

32	Nick Novak, 2013-14
29	John Carney, 1992-93
22	Nate Kaeding, 2009-10

Most Attempts, Career

320	John Carney, 1990-00
208	Rolf Benirschke, 1977-86
207	Nate Kaeding, 2004-12

Most Attempts, Season

40	John Carney, 1993
38	John Carney, 1994
37	Nick Novak, 2013

Most Attempts, Game

7	Dick Van Raaphorst at N.Y. Jets Oct. 8, 1966
6	(6x) Last: Steve Christie vs. Den. Dec. 1, 2002
5	(24x) Last: Nate Kaeding at Oak. Sept. 10, 2012

Longest

57	Nate Kaeding at Tampa Bay Dec. 21, 2008
55	Nate Kaeding vs. Kansas City Nov. 29, 2009
54	(4x) Last: N. Kaeding at Balt. Oct. 1, 2006

RUSHING YARDS

Most Seasons Leading League

2	LaDainian Tomlinson, 2006, 2007
1	Dick Post, 1968
	Paul Lowe, 1965

Most, Career

12,490	LaDainian Tomlinson, 2001-09
4,972	Paul Lowe, 1960-68
4,297	Marion Butts, 1989-93

Most, Season

1,815	LaDainian Tomlinson, 2006
1,683	LaDainian Tomlinson, 2002
1,645	LaDainian Tomlinson, 2003

Most, Game

243	LaDainian Tomlinson vs. Oakl. Dec. 28, 2003
220	LaDainian Tomlinson vs. Denver Dec. 1, 2002
217	LaDainian Tomlinson vs. N.E. Sept. 29, 2002
	Gary Anderson vs. Kansas City, Dec. 18, 1988

Longest Run

87t	Paul Lowe at Dallas Sept. 10, 1961
86t	Keith Lincoln at Oakland, Sept. 30, 1962
85t	L. Tomlinson vs. Kansas City Dec. 17, 2006

RUSHING TOUCHDOWNS

Most Seasons Leading League

3	LaDainian Tomlinson, 2004, 2006, 2007
---	---------------------------------------

Most, Career

138	LaDainian Tomlinson, 2001-09
43	Chuck Muncie, 1980-84
38	Paul Lowe, 1960-67

Most, Season

28	LaDainian Tomlinson, 2006
19	Chuck Muncie, 1981
18	LaDainian Tomlinson, 2005

Most, Game

4	(5x) Last: L. Tomlinson vs. Oak. Oct. 14, 2007
3	(21x), Last: R. Mathews at Den. Jan. 2, 2011
2	(109x), Last: J. Battle vs. Tenn. Sept. 16, 2012

RUSHING AVERAGE

Highest, Career (minimum 500 att.)

4.90	Paul Lowe, 1960-68
4.71	Keith Lincoln, 1961-66, 68
4.43	Dick Post, 1967-70

Highest, Season (minimum 100 att.)

6.45	Keith Lincoln, 1963
6.33	Paul Lowe, 1960
5.71	Paul Lowe, 1963

Highest, Game (minimum 10 att.)

14.7	Michael Turner at Denver Oct. 7, 2007
13.8	Keith Lincoln at Oakland Sept. 30, 1962
12.7	Keith Lincoln at Kansas City Oct. 20, 1963

RUSHING ATTEMPTS

Most Seasons Leading League

1	Paul Lowe, 1965
---	-----------------

Most, Career

2,880	LaDainian Tomlinson, 2001-09
1,031	Marion Butts, 1989-93
1,015	Paul Lowe, 1960-68

Most, Season

372	LaDainian Tomlinson, 2002
348	LaDainian Tomlinson, 2006
343	Natrone Means, 1994

Most, Game

39	LaDainian Tomlinson at Oakland Oct. 20, 2002
	Marion Butts at Kansas City Dec. 17, 1989
37	(3x) Last: L. Tomlinson at Oak. Nov. 21, 2004
36	L. Tomlinson vs. Washington, Sept. 9, 2001
	Gary Brown at Oakland, Oct. 5, 1997

PASS ATTEMPTS

Most, Career

5,604	Dan Fouts, 1973-87
4,516	Philip Rivers, 2004-14
3,640	John Hadl, 1962-72

Most, Season

609	Dan Fouts, 1981
589	Dan Fouts, 1980
582	Philip Rivers, 2011

Most, Game

58	Mark Herrmann at Kansas City Dec. 22, 1985
56	Dan Fouts vs. Miami, Nov. 18 1984 (OT)
54	John Friesz vs. Cleveland Oct. 20, 1991

PASS COMPLETIONS

Most, Career

3,297	Dan Fouts, 1973-1987
2,928	Philip Rivers, 2004-14
1,824	John Hadl, 1962-1972

Most, Season

378	Philip Rivers, 2013
366	Philip Rivers, 2011
360	Dan Fouts, 1981

Most, Game

37	Mark Herrmann at Kansas City Dec. 22, 1985 Dan Fouts vs. Miami Nov. 18, 1984 (OT)
36	Philip Rivers at Philadelphia Sept. 15, 2013
35	(3x) Last: Philip Rivers at Oakland Oct. 6, 2013

Most Consecutive

16	Philip Rivers vs. Indianapolis Oct. 14, 2013 and at Jacksonville Oct. 20, 2013
15	Philip Rivers at Green Bay Sept. 23, 2007 Dan Fouts at Cleveland Sept. 7, 1981
14	(3x), Last: Philip Rivers at Indianapolis Nov. 28 and vs. Oakland Dec. 5, 2010

COMPLETION PERCENTAGE

Most Seasons Leading League

1	Philip Rivers, 2013
---	---------------------

Highest, Career (minimum 500 att.)

.648	Philip Rivers, 2004-14
.622	Drew Brees, 2001-05
.588	Dan Fouts, 1973-87

Highest, Season (minimum 140 att.)

.695	Philip Rivers, 2013
.660	Philip Rivers, 2010
.657	Mark Herrmann, 1985

Highest, Game (minimum 20 att.)

.900	Philip Rivers vs. K.C. Nov. 1, 2012 (18 of 20)
.880	Drew Brees vs. Oak. Oct. 31, 2004 (22 of 25)
.864	Drew Brees vs. N.Y.G. Sept. 25, 2005 (19 of 22)

PASSING YARDS

Most Seasons Leading League

4	Dan Fouts, 1979, 1980, 1981, 1982
3	John Hadl, 1965, 1968, 1971
1	Philip Rivers, 2010

Most, Career

43,040	Dan Fouts, 1973-87
35,587	Philip Rivers, 2004-14
26,938	John Hadl, 1962-72

Most, Season

4,802	Dan Fouts, 1981
4,715	Dan Fouts, 1980
4,710	Philip Rivers, 2010

Most, Game

455	Philip Rivers at Seattle Sept. 26, 2010
444	Dan Fouts at San Francisco Dec. 11, 1982 Dan Fouts vs. New York Giants Oct. 19, 1980
440	Dan Fouts vs. Seattle Sept. 15, 1985

Most Games 300 Yards or More, Career

51	Dan Fouts, 1973-87
36	Philip Rivers, 2004-14
16	John Hadl, 1962-72

Most Games 300 Yards or More, Season

8	Dan Fouts, 1980
7	Dan Fouts, 1981, 1985
6	Philip Rivers, 2012, 2010 Dan Fouts, 1979

Most Consecutive Games, 300 Yards or More

4	Dan Fouts, 1980-81, 1979
3	Philip Rivers, 2010-11 Dan Fouts, 1985, 1980 John Hadl, 1967
2	(21x) Last: Philip Rivers, 2013

Most Games 400 Yards or More, Career

6	Philip Rivers, 2004-14 Dan Fouts, 1973-87
1	Jim Harbaugh, 1999-00

Longest Completion

99t	Stan Humphries at Seattle Sept. 18, 1994
91t	Jack Kemp at Denver Nov. 12, 1961
88t	Ed Luther vs. Chicago Dec. 3, 1984

TOUCHDOWN PASSES

Most Seasons Leading League

2	John Hadl, 1968, 1971 Dan Fouts, 1981, 1982
1	Philip Rivers, 2008 (tied with Drew Brees)

Most, Career

254	Dan Fouts, 1973-87
246	Philip Rivers, 2004-14
201	John Hadl, 1962-72

Most, Season

34	Philip Rivers, 2008
33	Dan Fouts, 1981
32	Philip Rivers, 2013

Most, Game

6	Dan Fouts at Oakland Nov. 22, 1981
5	(4x), Last: Drew Brees vs. Oak. Oct. 31, 2004
4	(23x), Last: Philip Rivers vs. Hou. Sept. 9, 2013

Most Consecutive Games

28	Philip Rivers, 2012-14
23	Philip Rivers, 2009-10
20	Dan Fouts, 1979-80

INTERCEPTIONS THROWN

Most Seasons Leading League

1	John Hadl, 1968
---	-----------------

Most, Career

242	Dan Fouts, 1973-87
211	John Hadl, 1962-72
114	Philip Rivers, 2004-14

Most, Season

32	John Hadl, 1968
26	John Hadl, 1972
25	John Hadl, 1971 Jack Kemp, 1960

Most, Game

6	Ed Luther vs. Washington Oct. 31, 1983 John Hadl vs. Kansas City Dec. 8, 1968
5	(9x), Last: C. Whelihan at Sea. Dec. 13, 1998
4	(32x), Last: Philip Rivers vs. Den. Oct. 15, 2012

Fewest, Season (minimum 150 att.)

3	Ed Luther, 1984 (151 att.)
4	Doug Flutie, 2003 (167 att.) John Friesz, 1993 (238 att.)
6	Stan Humphries, 1997 (225 att.)

Most Consecutive Attempts, None Intercepted

194	Drew Brees, Oct. 17-Dec. 5, 2004
170	Philip Rivers, Nov. 27-Dec. 24
168	Dan Fouts, Sept. 27-Oct. 25, 1981

Lowest Percentage, Season (minimum 150 att.)

.017	John Friesz, 1993
.018	Drew Brees, 2004
.019	Philip Rivers, 2009

PASSER RATING

Most Seasons Leading League

1	Philip Rivers, 2008
---	---------------------

Highest, Career (minimum 500 att.)

96.6	Philip Rivers, 2004-14
84.9	Drew Brees, 2001-05
80.2	Dan Fouts, 1973-87

Highest, Season (minimum 300 att.)

105.5	Philip Rivers, 2013, 2008
104.8	Drew Brees, 2004
104.4	Philip Rivers, 2009

Highest, Game (minimum 20 att.)

157.1	Dan Fouts at Cleveland Sept. 7, 1981
153.1	Drew Brees vs. Oakland Oct. 31, 2004
151.4	Philip Rivers at Denver Oct. 7, 2007

RECEIVING YARDS

Most Seasons Leading League

3	Lance Alworth, 1965, 1966, 1969
---	---------------------------------

Most, Career

9,767	Antonio Gates, 2003-14
9,584	Lance Alworth, 1962-70
9,203	Charlie Joiner, 1976-86

Most, Season

1,602	Lance Alworth, 1965
1,383	Lance Alworth, 1966
1,340	John Jefferson, 1980

Most, Game

260	Wes Chandler vs. Cincinnati Dec. 20, 1982
243	Wes Chandler vs. Seattle Sept. 15, 1985
232	Lance Alworth at Kansas City Oct. 20, 1963

Average per Catch, Career (minimum 250 rec.)

19.4	Lance Alworth, 1962-70
18.6	Gary Garrison, 1966-76
17.5	Vincent Jackson, 2005-11

Average per Catch, Season (minimum 35 rec.)

23.2	Lance Alworth, 1965
22.9	Gary Garrison, 1970
21.2	Gary Garrison, 1968, 1971

Longest Reception

99t	Tony Martin at Seattle Sept. 18, 1994
91t	Keith Lincoln at Denver Nov. 12, 1961
88t	Bobby Duckworth at Chicago Dec. 3, 1984

RECEPTIONS

Most Seasons Leading League

3	Lance Alworth, 1966, 1968, 1969
2	Kellen Winslow, 1980, 1981

Most, Career

766	Antonio Gates, 2003-14
586	Charlie Joiner, 1976-86
541	Kellen Winslow, 1979-87

Most, Season

100	LaDainian Tomlinson, 2003
90	Tony Martin, 1995
89	Antonio Gates, 2005 Kellen Winslow, 1980

Most, Game

15	K. Winslow at Green Bay, Oct. 7, 1984
14	D. Boston at Jacksonville, Oct. 5, 2003 K. Winslow vs. Kansas City, Dec. 11, 1983
13	(5x), Last: A. Gates vs. Miami, Dec. 11, 2005

Most Consecutive Games With a Catch

96	Lance Alworth, 1962-69
78	Charlie Joiner, 1978-84
73	Kellen Winslow, 1979-85

RECEIVING TOUCHDOWNS

Most Seasons Leading League

3	Lance Alworth, 1964, 1965, 1966
---	---------------------------------

Most, Career

96	Antonio Gates, 2003-14
81	Lance Alworth, 1962-70
58	Gary Garrison, 1966-76

Most, Season

14	Tony Martin, 1996 Lance Alworth, 1965
13	(5x), Last: Antonio Gates, 2004
12	Gary Garrison, 1970

Most, Game

5	K. Winslow at Oakland Nov. 22, 1981
4	Lance Alworth at Denver Dec. 1, 1968
3	(13x) Last: A. Gates vs. Sea. Sept. 14, 2014

Most Consecutive Games

9	Antonio Gates, 2009-10 Lance Alworth, 1963
6	John Jefferson, 1980 Lance Alworth, 1964, 1967
5	Lance Alworth, 1965-66

INTERCEPTIONS BY

Most Seasons Leading League

1 Antonio Cromartie, 2007

Most, Career

42 Gill Byrd, 1983-92
29 Dick Harris, 1960-65
26 Rodney Harrison, 1994-02

Most, Season

10 Antonio Cromartie, 2007
9 Charlie McNeil, 1961
8 (4x) Last: Ryan McNeil, 2001

Most, Game

3 (11x) Last: A. Cromartie vs. Ind. Nov. 11, 2007
2 (81x) Last: Eric Weddle at K.C. Oct. 31, 2011
1 (899x) Last: M. Gilchrist vs. St. Louis Nov. 23, 2014

Most Consecutive Games

5 Charlie McNeil, 1961
4 (4x) Last: Greg Jackson, 1998
3 (18x) Last: Stephen Cooper, 2008

INTERCEPTION RETURN YARDS

Most Seasons Leading League

1 Charlie McNeil, 1961

Most, Career

546 Gill Byrd, 1983-92
502 Charlie McNeil, 1960-64
477 Kenny Graham, 1964-69

Most, Season

349 Charlie McNeil, 1961
224 Stanley Richard, 1994
166 Vencie Glenn, 1987

Most, Game

177 Charlie McNeil vs. Houston, Sept. 24, 1961
106 Woodrow Lowe vs. Pittsburgh, Nov. 18, 1979
103 Vencie Glenn vs. Denver, Nov. 29, 1987

Longest Return

103t Vencie Glenn vs. Denver, Nov. 29, 1987
102t Donald Frank at L.A. Raiders, Oct. 31, 1993
100t Leslie Duncan vs. Kansas City, Oct. 15, 1967

INTERCEPTION RETURN TOUCHDOWNS

Most, Career

5 Kenny Graham, 1964-69
Dick Harris, 1960-65
4 Woodrow Lowe, 1976-86
3 Joe Beauchamp, 1966-75

Most, Season

3 Dick Harris, 1961
2 (9x) Last: Demorrio Williams, 2012
1 (66x) Last: Eric Weddle, 2012

Most, Game

1 (88x) Last: S. Lissemore at Was. Nov. 3, 2013

SACKS

Most Seasons Leading League

1 Shawne Merriman, 2006

Most, Career

105.5 Leslie O'Neal, 1986-95
69.5 Shaun Phillips, 2004-12
67.0 Gary Johnson, 1975-84

Most, Season

17.5 Gary Johnson, 1980
17.0 S. Merriman, 2006
Leslie O'Neal, 1992
Steve DeLong, 1969
15.5 Fred Dean, 1978

Most, Game (since 1982)

5 Leslie O'Neal vs. Dallas Nov. 16, 1986
4 (4x) Last: A. Barnes vs. Balt. Dec. 18, 2011
3.5 (4x) Last: Kendall Reyes at N.Y.J. Dec. 23, 2012

PUNTS

Most, Career

771 Darren Bennett, 1995-03
683 Mike Scifres, 2003-14
519 Dennis Partee, 1968-75

Most, Season

95 Darren Bennett, 1998
92 Darren Bennett, 2000
89 Darren Bennett, 1997, 1999

Most, Game

11 (6x), Last: D. Bennett at Oak. Oct. 11, 1998
10 (7x) Last: M. Scifres at Seattle Dec. 24, 2006
9 (12x), Last: M. Scifres vs. Oak. Nov. 16, 2014

PUNT YARDS

Most, Career

33,776 Darren Bennett, 1995-03
30,845 Mike Scifres, 2003-14
21,417 Dennis Partee, 1968-75

Most, Season

4,248 Darren Bennett, 2000
4,174 Darren Bennett, 1998
3,972 Darren Bennett, 1997

Most, Game

522 Darren Bennett at Oakland Oct. 11, 1998
493 Mike Scifres at Denver Nov. 18, 2012
492 Dennis Partee at Kansas City Nov. 10, 1974

Longest Punt

82 Paul Maguire vs. Dallas Nov. 19, 1961
73 Dennis Partee at Denver Oct. 17, 1971
72 Mike Scifres at Buffalo, Sept. 21, 2014

PUNTING AVERAGE

Highest, Career (minimum 100 att.)

45.2 Mike Scifres, 2003-14
43.8 Darren Bennett, 1995-03
42.9 Ralf Mojsiejenko, 1985-88

Highest, Season (minimum 50 att.)

48.3 Mike Scifres, 2012
46.7 Mike Scifres, 2010
46.2 Darren Bennett, 2000

Highest, Game (minimum 4 att.)

59.5 Mike Scifres at St. Louis Oct. 17, 2010
Darren Bennett at Pittsburgh Oct. 1, 1995
57.0 Mike Scifres vs. Kansas City Oct. 19, 2014
Darren Bennett at Kansas City Sept. 17, 2000
56.7 Darren Bennett at Denver Oct. 6, 1996

PUNT RETURN YARDS

Most Seasons Leading League

1 Leslie "Speedy" Duncan, 1965

Most, Career

2,388 Mike Fuller, 1975-80
1,651 Leslie "Speedy" Duncan, 1964-70
1,407 Darrien Gordon, 1983-96

Most, Season

537 Darrien Gordon, 1996
489 Eric Metcalf, 1997
475 Darrien Gordon, 1994

Most, Game

168 Eric Metcalf at Cincinnati Nov. 2, 1997
136 Mike Fuller at Buffalo Nov. 21, 1976
133 Andre Coleman at Phil. Sept. 17, 1995

Longest Return

95t L. Duncan vs. New York Jets, Nov. 24, 1968
90t Darrien Gordon at L.A. Raiders, Sept. 25, 1994
88t A. Coleman at Philadelphia, Sept. 17, 1995
Mike Fuller at New Orleans, Oct. 9, 1977

PUNT RETURN AVERAGE

Most Seasons Leading League

2 Leslie "Speedy" Duncan, 1965, 1966

Highest, Career (minimum 50 ret.)

13.7 Darrien Gordon, 1993-96
12.0 Leslie "Speedy" Duncan, 1964-70
11.3 Mike Fuller, 1975-80

Highest, Season (minimum 20 ret.)

15.5 Leslie "Speedy" Duncan, 1965
14.9 Darrien Gordon, 1996
13.2 (3x), Last: Darrien Gordon, 1994

PUNT RETURN TOUCHDOWNS

Most, Career

4 Leslie "Speedy" Duncan, 1964-70
3 Eric Metcalf, 1997
Darrien Gordon, 1993-96
2 (4x) Last: Darren Sproles, 2005-10

Most, Season

3 Eric Metcalf, 1997
2 (3x) Last: Darrien Gordon, 1994
1 (15x) Last: Micheal Spurlock, 2012

Most, Game

2 Eric Metcalf at Cincinnati, Nov. 2, 1997
1 (22x) Last: M. Spurlock at N.Y.J. Dec. 23, 2012

PUNT RETURNS

Most Seasons Leading League

1 Leslie Duncan, 1965

Most, Career

212 Mike Fuller, 1975-80
138 Leslie "Speedy" Duncan, 1964-70
124 Lionel James, 1984-88

Most, Season

46 Mike Fuller, 1979
45 Eric Metcalf, 1997
39 Mike Fuller, 1978

Most, Game

8 (4x) Last: Leon Johnson at Det. Dec. 7, 2003
7 (4x) Last: Mike Fuller at Hou. Dec. 17, 1978
6 (6x) Last: Nate Jacquet vs. K.C., Nov. 26, 2000

Most Fair Catches, Season

24 Kenny Graham, 1969
19 Chris Penn, 1999
Darrien Gordon, 1994
18 Kitrick Taylor, 1991

Most Fair Catches, Game

6 Phil McConkey at Kansas City Dec. 17, 1989
5 Jeff Graham at Oakland Sept. 3, 2000
Kenny Graham vs. Cincinnati Oct. 4, 1969
4 (9x), Last: Eric Parker at Wash., Nov. 27, 2005

KICKOFF RETURN YARDS

Most, Career

6,469 Darren Sproles, 2005-10
3,997 Ronney Jenkins, 2000-02
3,914 Andre Coleman, 1994-96

Most, Season

1,541 Ronney Jenkins, 2001
1,531 Ronney Jenkins, 2000
1,528 Darren Sproles, 2005

Most, Game

250 Ronney Jenkins, at Oakland Nov. 18, 2001
221 Ronney Jenkins vs. N.O. Sept. 10, 2000
215 Richard Goodman at Oakland Jan. 1, 2012

Longest Return

105t Richard Goodman at Oakland Jan. 1, 2012
103t Darren Sproles at Denver Sept. 14, 2008
Keith Lincoln vs. N.Y. Titans Sept. 16, 1962
99t Micheal Spurlock vs. Oakland Dec. 30, 2012

KICKOFF RETURN AVERAGE

Highest, Career (minimum 75 ret.)

25.3	Leslie "Speedy" Duncan, 1964-70
25.1	Darren Sproles, 2005-10
24.2	Ronney Jenkins, 2000-02

Highest, Season (minimum 10 ret.)

29.7	Antonio Cromartie, 2006
28.4	Keith Lincoln, 1962
28.0	Leslie "Speedy" Duncan, 1969

KICKOFF RETURN TOUCHDOWNS

Most, Career

4	Andre Coleman, 1994-96
3	Ronney Jenkins, 2000-02
2	Darren Sproles, 2005-08 Anthony Miller, 1988-93

Most, Season

2	(3x) Last: Ronney Jenkins, 2001
1	(13x) Last: Micheal Spurlock, 2012

Most, Game

1	(19x) Last: M. Spurlock vs. Oak. Dec. 30, 2012
---	--

KICKOFF RETURNS

Most, Career

258	Darren Sproles, 2005-10
166	Andre Coleman, 1994-96
165	Ronney Jenkins, 2000-02

Most, Season

67	Ronney Jenkins, 2000
63	Darren Sproles, 2005
62	Andre Coleman, 1995

Most, Game

8	(5x) Last: D. Sproles at N.O. (at London) Oct. 26, 2008
7	(13x) Last: D. Sproles vs. Denver Oct. 19, 2009
6	(36x) Last: R. Goodman at Oakland Jan. 1, 2012

COMBINED KICKOFF AND PUNT RETURN YARDS

Most, Career

7,404	Darren Sproles, 2005-10
5,037	Leslie "Speedy" Duncan, 1964-70
4,240	Andre Coleman, 1994-96

Most, Season

1,737	Andre Coleman, 1995
1,636	Darren Sproles, 2005
1,625	Darren Sproles, 2008

COMBINED KICKOFF AND PUNT RETURNS

Most, Career

372	Darren Sproles, 2005-10
289	Mike Fuller, 1975-80
272	Leslie "Speedy" Duncan, 1964-70

Most, Season

90	Andre Coleman, 1995
81	Darren Sproles, 2005
80	Darren Sproles, 2009

SERVICE

Most Seasons, Active Player

17	David Binn, 1994-10
15	Dan Fouts, 1973-87 Russ Washington, 1968-82
14	Don Macek, 1976-89 Doug Wilkerson, 1971-84

Most Games

256	David Binn, 1994-10
200	Junior Seau, 1990-02 Russ Washington, 1968-82
195	Doug Wilkerson, 1971-84

Most Consecutive Games

179	David Binn, 1994-10
178	Russ Washington, 1968-80
173	Mike Scifres, 2003-14

Most Consecutive Starts

148	Russ Washington, 1970-80
140	Philip Rivers, 2006-14 Walt Sweeney, 1964-73

TEAM RECORDS

† indicates 9-game strike season

GAMES WON

Most, Season

14 2006
13 2009
12 1961, 1979, 2004

Fewest, Season

1 2000
2 1973, 1975
4 1962, 1972, 1986, 1991, 1997, 2003

Most Consecutive

15 Nov. 27, 1960–Dec. 3, 1961
11 Oct. 25, 2009–Jan. 3, 2010
Oct. 29, 2006–Sept. 9, 2007
8 (4x) Last: Oct. 24–Dec. 19, 2004

Most Consecutive at Home

10 Nov. 5, 1978–Nov. 25, 1979
9 Sept. 17, 2006–Sept. 9, 2007
Nov. 27, 1960–Dec. 9, 1961
8 Oct. 4, 1992–Sept. 19, 1993

Most Consecutive on Road

11 Oct. 2, 1960–Nov. 12, 1961
6 Oct. 25, 2009–Dec. 25, 2009
Nov. 4, 1979–Sept. 28, 1980
5 Jan. 2, 1994–Oct. 16, 1994

Most Consecutive at Start of Season

11 1961
6 1994
4 1966, 1980, 2002

GAMES LOST

Most, Season

15 2000
12 1975, 1986, 1991, 1997, 2003
11 1973, 1998, 2001

Fewest, Season

2 1961, 1965, 2006
3 2009, 1963, 1982†
4 1979, 2004

Most Consecutive

11 Sept. 3, 2000–Nov. 19, 2000
Sept. 21, 1975–Nov. 30, 1975
9 Dec. 8, 2002–Oct. 5, 2003
Nov. 4, 2001–Dec. 30, 2001
8 (4x) Last: Nov. 2, 1997–Dec. 21, 1997

Most Consecutive at Home

6 Sept. 21, 1975–Nov. 16, 1975
Nov. 25, 1973–Oct. 27, 1974
5 (4x) Last: Sept. 10, 2000–Nov. 12, 2000
4 (3x) Last: Dec. 8, 2002–Sept. 21, 2003

Most Consecutive on Road

11 Oct. 6, 1985–Oct. 26, 1986
8 (3x) Last: Sept. 3, 2000–Dec. 17, 2000
7 Nov. 10, 2002–Oct. 5, 2003
Sept. 20, 1998–Dec. 27, 1998

Most Consecutive on Road Without Victory (Ties incl.)

14 Nov. 22, 1970–Nov. 19, 1972

POINTS

Most, Season

492 2006
478 1981
467 1985

Most, Game

58 vs. Denver, Dec. 22, 1963
55 at Oakland, Nov. 22, 1981
vs. Denver, Oct. 20, 1968
54 vs. Pittsburgh, Dec. 8, 1985

Most Game, Both Teams

98 vs. Pittsburgh, Dec. 8, 1985
93 vs. N.Y. Titans, Dec. 18, 1960
90 at Cincinnati, Nov. 12, 2006

Most, Half

45 Oct. 4, 2009 at Pittsburgh (second half)
42 Nov. 12, 2006 at Cincinnati (second half)
41 Nov. 5, 1961 vs. N.Y. Titans (second half)

37 Oct. 19, 2009 vs. Denver (first half)
Sept. 20, 2009 vs. Baltimore (first half)

Most, Quarter

28 at Kansas City Nov. 15, 1964
vs. N.Y. Titans Nov. 5, 1961
vs. Houston Sept. 24, 1961

Most, Quarter, Both Teams

38 at Denver Sept. 14, 2008 (2Q)
at Kansas City Oct. 19, 1986 (2Q)
at Denver Oct. 6, 1963 (2Q)
at Boston Oct. 7, 1961 (2Q)

Fewest, Season

178 1961
188 1973
189 1975

Fewest, Game

0 (27x) Last: at Miami Nov. 2, 2014

Most Consecutive Games Not Shutout

240 Nov. 7, 1999–Nov. 2, 2014
121 Sept. 7, 1962–Nov. 2, 1969

TOUCHDOWNS

Most, Season

61 1981
60 1985
59 2006

Most, Game

8 vs. Pittsburgh Dec. 8, 1985
at Oakland Nov. 22, 1981
7 (8x) Last: vs. Denver Dec. 28, 2008
6 (34x) Last: at Tennessee Dec. 25, 2009

Fewest, Season

22 1973, 1975
23 1998
25 1977, 1999

POINTS AFTER TOUCHDOWN

Most, Season

58 2006
55 1981
54 2004

Most, Game

7 (7x) Last: vs. Denver Dec. 28, 2008
6 (27x) Last: at Tennessee Dec. 25, 2009
5 (48x) Last: at Kansas City Nov. 24, 2013

Fewest, Season

19 1973, 1998
20 1975
21 1977

TWO-POINT CONVERSIONS

Most, Season

3 1994
2 1962, 1963, 1968, 1998, 2003, 2008, 2010
1 1961, 1995, 1999, 2002, 2006, 2011

Most, Game – (since 1994)

1 (15x) Last: at Kansas City Oct. 31, 2011

Most Attempts, Season

7 1994
5 2008
4 1995, 1998, 2000

Most Attempts, Game – (since 1994)

3 at Denver, Sept. 4, 1994
2 (3x) Last: at Kansas City Dec. 14, 2008
1 (31x) Last: at Kansas City Oct. 31, 2011

FIELD GOALS

Most, Season

34 2013, 1994
32 2009
31 1999, 1993

Most, Game

6 (3x) Last: at Oakland Oct. 5, 1997
5 (11x) Last: at Oakland Sept. 10, 2012
4 (29x) Last: vs. Jacksonville Sept. 28, 2014

Most Attempts, Season

43 2001
40 1993
38 1994

Most Attempts, Game

7 at N.Y. Jets Oct. 8, 1966
6 (6x) Last: vs. Denver Dec. 1, 2002
5 (25x) Last: at Oakland Sept. 10, 2012

Most, Game, Both Teams

9 vs. Kansas City Sept. 29, 1996
8 at Indianapolis Nov. 3, 1996
vs. New England Nov. 9, 1975
7 (12x) Last: at Oakland Sept. 10, 2012

Most Attempts, Game, Both Teams

10 (4x) Last: vs. Seattle Dec. 12, 1999
9 (3x) Last: vs. Denver Dec. 1, 2002
8 (20x) Last: at Philadelphia Sept. 15, 2013

Fewest Made, Season

6 1974
10 1976
12 1964, 1970, 1973, 1975

Fewest Attempts, Season

16 1974
19 1970
20 1962, 1976, 1988, 2003, 2012

FIRST DOWNS

Most, Season

379 1981, 1985
374 1984
373 2013

Most, Game

35 at Kansas City Oct. 19, 1986
34 vs. Miami Nov. 18, 1984 (OT)
vs. Cincinnati Dec. 20, 1982
33 at Philadelphia Sept. 15, 2013
vs. Oakland Oct. 31, 2004

Most, Game, Both Teams

62 vs. Seattle Sept. 15, 1985
58 vs. Seattle Dec. 29, 2002 (OT)
vs. Miami Nov. 18, 1984 (OT)
57 at New England, Sept. 18, 2011
at San Francisco Dec. 11, 1982

Fewest, Season

198 1973, 1975
208 1961
217 1962

Fewest, Game

3 at Denver Nov. 30, 1975
5 at Denver Nov. 16, 2003
vs. Oakland Oct. 5, 1970
6 vs. Pittsburgh Dec. 24, 2000
at Seattle Nov. 22, 1987

Most by Rushing, Season

137 2006
131 2004
127 1981

Most by Rushing, Game

19 vs. Oakland Nov. 27, 1960
18 vs. Houston Oct. 3, 1965
17 (3x) Last: vs. Denver, Dec. 28, 2008

Fewest by Rushing, Game

0 vs. Oakland Dec. 5, 2010
at Oakland Nov. 14, 1999
1 (16x) Last: at Denver Nov. 18, 2012
2 (45x) Last: at Miami Nov. 2, 2014

Most by Passing, Season

258 1985
244 1980
240 1984

Most by Passing, Game

27 vs. Seattle Sept. 15, 1985
23 vs. Cincinnati Dec. 20, 1982
vs. N.Y. Giants Oct. 19, 1980
22 (4x) Last: at Philadelphia Sept. 15, 2013

Fewest by Passing, Season

89 1975
93 1973
110 1961

Fewest by Passing, Game

0 at Kansas City Sept. 20, 1998
1 at Denver Nov. 30, 1975 (OT)
2 (3x) Last: at Denver Nov. 16, 2003

Most by Penalty, Season

39 2013
37 2004
32 2000

Most by Penalty, Game

7 vs. Baltimore Nov. 15, 1998
vs. Denver Nov. 30, 1997
6 (5x) Last: at Baltimore Nov. 30, 2014
5 (16x) Last: at Buffalo Sept. 21, 2014

Fewest by Penalty, Season

11 1975
12 1964, 1965
13 1968

NET YARDS GAINED**Most, Season**

6,744 1981
6,535 1985
6,410 1980

Most, Game

661 vs. Cincinnati Dec. 20, 1982
593 vs. L.A. Raiders Nov. 10, 1985
581 vs. Denver Oct. 20, 1968

Most, Game, Both Teams

1,102 vs. Cincinnati Dec. 20, 1982
1,057 vs. Denver Oct. 20, 1968
1,050 at Philadelphia Sept. 15, 2013

Fewest, Season

3,411 1975
3,622 1973
3,953 1970

Fewest, Game

70 at Denver Nov. 2, 1969
93 vs. Oakland Oct. 5, 1975
96 at Denver Nov. 16, 2003

Most Total Offensive Plays, Season

1,154 1984
1,135 1980
1,129 1981

Fewest Total Offensive Plays, Season

617 1982†
753 1963
759 1964

RUSHING**Most Attempts, Season**

590 1978
525 2004
522 2006

Most Attempts, Game

58 vs. Oakland, Nov. 20, 1977
53 (4x) Last: vs. Detroit Dec. 16, 2007
51 at Kansas City Sept. 12, 1983

Fewest Attempts, Season

267 1982†
351 2000
361 1966

Most Yards, Season

2,578 2006
2,257 1990
2,248 1991

Most Yards, Game

289 vs. Denver Dec. 28, 2008
287 vs. N.Y. Jets Oct. 13, 1963
274 vs. Detroit Dec. 16, 2007

Fewest Yards, Game

2 vs. Boston Dec. 17, 1961
3 vs. Dallas Texans Nov. 19, 1961
11 vs. Buffalo Nov. 20, 1960

Most Touchdowns, Season

32 2006
26 1981
25 1979

Fewest Touchdowns, Season

4 2012
5 1997
7 2000

Most Touchdowns, Game

5 (4x) Last: vs. Denver Dec. 28, 2008
4 (22x) Last: at Tennessee Dec. 25, 2009
3 (44x) Last: vs. Baltimore Dec. 18, 2011

RUSHING AVERAGE**Highest, Season**

5.6 1963
5.1 2003
4.9 2006

Highest, Game

8.52 vs. N.Y. Jets Dec. 24, 1967
8.44 vs. Denver Dec. 22, 1963
8.26 vs. Cleveland Nov. 5, 2006

PASSING**Most Attempts, Season**

662 1984
635 1983
632 1985

Most Attempts, Game

65 at Kansas City Oct. 19, 1986
58 at Kansas City Dec. 22, 1985
56 vs. Miami Nov. 18, 1984, (OT)

Fewest Attempts, Season

337 1975
338 1982†
349 1974

Fewest Attempts, Game

6 at Cleveland Dec. 19, 2004
10 vs. Kansas City Dec. 18, 1988
11 (2x) Last: vs. Houston Oct. 28, 2007

Most Completions, Season

401 1984
386 1985
378 2013

Most Completions, Game

37 (3x) Last: at Kansas City Oct. 19, 1986
36 at Philadelphia Sept. 15, 2013
35 (3x) Last: at Oakland Oct. 6, 2013

Fewest Completions, Game

1 at Kansas City Sept. 20, 1998
3 vs. Oakland Oct. 5, 1975
4 at Cleveland Dec. 19, 2004
vs. Kansas City Nov. 2, 1986

Most Net Yards Gained, Season

4,870 1985
4,739 1981
4,662 1983

Most Net Yards Gained, Game

494 vs. Seattle Sept. 15, 1985
486 vs. Cincinnati Dec. 20, 1982
456 vs. N.Y. Giants Oct. 19, 1980

Fewest Net Yards Gained, Season

1,610 1975
1,808 1973
2,244 1977

Fewest Net Yards Gained, Game

-22 vs. Oakland Oct. 5, 1975
-19 at Kansas City Sept. 20, 1998
7 at Washington Sept. 16, 1973

Most Touchdowns, Season

37 1985
34 1981, 2008
32 2013

Fewest Touchdowns, Season

7 1975
9 1973
11 1977, 1988, 1998

Most Touchdowns, Game

7 at Oakland Nov. 22, 1981
5 (9x) Last: vs. Oakland Oct. 31, 2004
4 (25x) Last: vs. Houston Sept. 9, 2013

Most Had Intercepted, Season

34 1962, 1998
33 1968, 1983, 1986
30 1964, 1973, 1978, 1985, 2000

Most Had Intercepted, Game

7 at Seattle Dec. 13, 1998
vs. Kansas City Dec. 8, 1968
6 (6x) Last: vs. Green Bay Oct. 24, 1999
5 (13x) Last: at Denver Dec. 27, 1987

Fewest Had Intercepted, Season

8 2004
9 2006
10 2009

SACKED ATTEMPTING TO PASS**Most Times, Season**

57 1970
53 2000
51 1997

Fewest Times, Season

11 1967
12 1982†
18 1968

Most Times Sacked Opponent, Season

62 1986
61 2006
60 1980

Most Times Sacked Opponent, Game

11 at New York Jets Dec. 23, 2012
vs. Dallas Nov. 16, 1986
10 vs. Green Bay Sept. 24, 1978
9 (4x) Last: vs. Arizona Oct. 3, 2010

PUNTS**Most, Season**

95 1998
92 2000
90 1997

Most, Game

11 (5x) Last: at Oakland Oct. 11, 1998
10 (10x) Last: at Denver Nov. 18, 2012
9 (11x) Last: vs. Oakland Nov. 16, 2014

Fewest, Season

23 1982†
45 1972
47 2011

Fewest, Game

0 (5x) Last: at Oakland Jan. 1, 2012
1 (35x) Last: at Baltimore Nov. 30, 2014
2 (74x) Last: at Oakland Oct. 6, 2013

Fewest, Game, Both Teams

1 (2x) Last: at Oakland Jan. 1, 2012
2 (6x) Last: at Baltimore Nov. 30, 2014
3 (15x) Last: vs. Kansas City Nov. 1, 2012

PUNT YARDS

Most, Season	
4,248	2000
4,174	1998
3,972	1997
Most, Game	
522	at Oakland Oct. 11, 1998
493	at Denver Nov. 18, 2012
492	at Kansas City Nov. 10, 1974
Fewest, Season	
868	1982†
1,813	1972
2,234	2011
Highest Average, Season	
47.5	2011
46.6	2012
46.2	2000
Lowest Average, Season	
36.3	1978
36.5	1979
36.8	1975

PUNT RETURNS

Most, Season	
57	1978
52	1979
49	2003
Most, Game	
8	(4x) Last: at Detroit Dec. 7, 2003
7	(4x) Last: at Kansas City Sept. 25, 1977
6	(6x) Last: vs. Kansas City Nov. 26, 2000
Fewest, Season	
12	1982†
21	1966
22	2013, 1963
Most Fair Catches, Season	
32	1969
25	1991, 1999
23	2006
Most Fair Catches, Game	
6	at Kansas City Dec. 17, 1989 vs. Chicago Dec. 4, 1978
5	at Oakland Sept. 3, 2000 vs. Cincinnati Oct. 4, 1969
4	(8x) Last: at Washington Nov. 27, 2005
Fewest Fair Catches, Season	
0	1960, 1961, 1962, 1963, 1965, 1975
1	1976
3	1977

PUNT RETURN YARDS

Most, Season	
590	1978
542	1998
521	1977
Most, Game	
168	at Cincinnati Nov. 2, 1997
151	vs. Kansas City Sept. 20, 1965
139	vs. New York Titans Nov. 5, 1961
Fewest, Season	
138	1982†
166	2013
173	1970
Highest Average, Season	
15.5	1961
14.7	1996
13.4	1965
Lowest Average, Season	
5.6	1970
5.8	1971
6.2	2000

PUNT RETURN TOUCHDOWNS

Most, Season	
3	1997
2	1965, 1973, 1990, 1994
1	(13x) Last: 2012
Most, Game	
2	at Cincinnati Nov. 2, 1997
1	(22x) Last: at New York Jets Dec. 23, 2012
KICKOFF RETURNS	
Most, Season	
84	2003
83	2000
75	1997
Most, Game	
9	(7x) Last: vs. New York Jets Nov. 3, 2002
8	(15x) Last: at N.O. (at London) Oct. 26, 2008
7	(51x) Last: at Seattle Sept. 26, 2010
Most, Game, Both Teams	
17	vs. Pittsburgh Dec. 8, 1985
16	vs. New York Titans Dec. 18, 1960
15	(3x) Last: at New York Giants Oct. 2, 1983

KICKOFF RETURN YARDS

Most, Season	
1,804	2003
1,792	2000
1,716	2001
Most, Game	
269	at Oakland Nov. 18, 2001
242	vs. Atlanta Oct. 21, 1973
232	vs. Kansas City Dec. 13, 1964
Fewest, Season	
642	1961
707	2013
734	1977
Highest Average, Season	
26.0	2001
25.6	2011
25.5	2007
Lowest Average, Season	
16.5	1961
17.5	1986
18.0	1992

KICKOFF RETURN TOUCHDOWNS

Most, Season	
2	1988, 1994, 1995, 2001
1	1962, 1985, 1989, 1991, 1997, 2000, 2004, 2007, 2008, 2011, 2012
Most, Game	
1	(19x) Last: vs. Oakland Dec. 30, 2012

PENALTIES

Most Seasons Leading League	
3	1962, 1964, 1965
Most, Season	
137	1998
129	1997
128	1981
Most, Game	
19	at Kansas City Nov. 16, 1997
16	vs. Baltimore Nov. 15, 1998
15	at Indianapolis Nov. 3, 1997
Fewest, Season	
63	1969
64	1982†
68	1966
Fewest, Game	
0	(5x) Last: at Denver Oct. 9, 2011
1	(26x) Last: at Tampa Bay Nov. 11, 2012
2	(40x) Last: vs. Washington Jan. 3, 2010

Most Yards, Season

1,229	1998
1,101	1997
1,039	1988
Most Yards, Game	
148	vs. N.Y. Jets Oct. 13, 1963
146	vs. Baltimore Nov. 15, 1998 at Kansas City Nov. 16, 1997
144	vs. Kansas City Nov. 22, 1998

FUMBLES

Most, Season	
44	1985
42	1983
40	1980, 1972
Most, Game	
9	vs. Green Bay Sept. 24, 1978
7	vs. Cincinnati Sept. 30, 1973
6	(5x) Last: vs. Pittsburgh Dec. 13, 1987
Most by Opponent, Game	
9	at Kansas City Nov. 15, 1964
7	(3x) Last: vs. Washington Sept. 9, 2001
6	(6x) Last: vs. Arizona Dec. 9, 1995
Most, Game, Both Teams	
11	(3x) Last: vs. Kansas City Oct. 13, 1985
10	(5x) Last: vs. Seattle Nov. 25, 1990
9	(7x) Last: vs. Washington Sept. 9, 2001
Fewest, Season	
13	1993
14	2009, 2013
16	1963, 2002
Most Lost, Season	
22	1980, 1981, 1983
21	1973
20	1972, 1978, 1987, 2000
Most Lost, Game	
6	vs. Green Bay Sept. 24, 1978
4	(12x) Last: at Baltimore Dec. 10, 2000
3	(41x) Last: vs. New England Oct. 24, 2010
Most Own Recovered, Season	
25	1985
21	1979
20	1972, 1973, 1975, 1983
Most Own Recovered, Game	
6	at Denver Nov. 30, 1973
5	vs. Kansas City Nov. 12, 1995 vs. Oakland Dec. 26, 1999
4	(6x) Last: at Baltimore Oct. 1, 2006
Fewest Own Recovered, Season	
4	1963, 2013
7	1989, 2009
8	1965, 1967, 1968, 1993, 2002, 2003
Most Opponents Recovered, Season	
22	1986
18	1973, 1979, 1980, 1981, 2007
17	1960, 1961, 1963, 1983, 1984
Fewest Opponents Recovered, Season	
4	2011
5	1963
6	1970, 1974, 2002, 2013
POINTS ALLOWED	
Most, Season	
462	1983
441	2003
440	2000
Most, Game	
57	at St. Louis Oct. 1, 2000
52	at Pittsburgh Nov. 25, 1984
51	at Oakland Oct. 29, 1967
Most, Quarter	
31	at Oakland Dec. 8, 1963 (4Q)
30	at St. Louis Nov. 20, 1983 (2Q)
28	(5x) Last: at Minnesota Nov. 28, 1999 (2Q)

Fewest, Season

205 1977
219 1961
221 1982†

Fewest, Game

0 (17x) Last: vs. New York Jets Oct. 5, 2014
3 (16x) Last: at Denver Nov. 22, 2009
6 (18x) Last: vs. Oakland Nov. 16, 2014

FIRST DOWNS ALLOWED**Most, Season**

365 1981
363 1985
347 1983

Most, Game

34 (3x) Last: at Denver Sept. 14, 2008
33 vs. Cincinnati Nov. 23, 2003
32 at Pittsburgh Oct. 4, 2009

Fewest, Season

190 1965
196 1982†
224 1962

Fewest, Game

5 vs. Kansas City Dec. 12, 2010
at Tampa Bay Sept. 19, 1976
6 at Oakland Oct. 11, 1998
at Oakland (at San Fran.) Oct. 22, 1961
7 (4x) Last: vs. Houston Sept. 15, 2002

Most by Rushing, Season

154 1975
143 1971
137 1983

Most by Rushing, Game

19 (3x), Last: at Seattle Nov. 22, 1987
17 vs. Houston Sept. 23, 1962
16 vs. New England Oct. 16, 1977
vs. Kansas City Dec. 18, 1966

Fewest by Rushing, Season

54 1965
65 1982
71 1969

Fewest by Rushing, Game

0 (5x) Last: at Indianapolis Nov. 28, 2010
1 (20x) Last: at Denver Dec. 12, 2013
2 (39x) Last: vs. Oakland Nov. 16, 2014

Most by Passing, Season

217 1985
216 1981
213 2008

Most by Passing, Game

24 at Denver Nov. 19, 2000
23 at New England Sept. 18, 2011
22 (4x) Last: vs. Philadelphia Nov. 15, 2009

Fewest by Passing, Season

105 1977
114 1971
116 1965

Fewest by Passing, Game

1 vs. Oakland Dec. 28, 2003
at Cincinnati Oct. 4, 1987
2 (6x) Last: at Cleveland Dec. 19, 2004
3 (13x) Last: vs. Minnesota, Sept. 11, 2011

Most by Penalty, Season

41 2000, 2004
35 1981, 1997, 1998
30 1996, 2002, 2012

Most by Penalty, Game

7 vs. Cleveland, Nov. 5, 2006
6 (5x) Last: at N.O. (at London) Oct. 26, 2008
5 (14x) Last: at Baltimore Nov. 30, 2014

Fewest by Penalty, Season

12 1982†
13 1969, 1992
14 1976

NET YARDS ALLOWED**Most, Season**

6,265 1985
6,136 1981
6,034 2002

Most, Game

614 at St. Louis Oct. 1, 2000
591 vs. Seattle Dec. 29, 2002
545 at Cincinnati Nov. 12, 2006

Fewest, Season

3,253 1982†
3,276 1965
3,652 1977

Fewest, Game

58 at Oakland (at San. Fran.) Oct. 22, 1961
67 vs. Kansas City Dec. 12, 2010
99 vs. Indianapolis Nov. 1, 1992

RUSHING ALLOWED**Most Attempts, Season**

606 1975
559 1973
552 1983

Most Attempts, Game

61 at Chicago Oct. 25, 1981 (OT)
60 at Denver Nov. 30, 1975
59 at Oakland Sept. 18, 1977

Fewest Attempts, Season

230 1982†
306 1965
355 2004

Fewest Attempts, Game

9 vs. Detroit Dec. 16, 2007
vs. Miami Sept. 7, 1986
10 (2x) Last: vs. Tennessee Sept. 16, 2012
11 (4x) Last: at Denver Dec. 12, 2013

Most Yards, Season

2,442 1975
2,403 1966
2,296 1971

Most Yards, Game

378 at Minnesota Nov. 4, 2007
328 at Denver Nov. 30, 1975
303 at Buffalo Oct. 13, 1962

Fewest Yards, Season

1,094 1965
1,121 1982†
1,140 1998

Fewest Yards, Game

2 at Oakland (at San. Fran.) Oct. 22, 1961
11 at Carolina Dec. 17, 2000
13 at Oakland Oct. 5, 1997

Most Touchdowns, Season

26 1983
25 1971, 1981, 1985
23 1973, 1984

Fewest Touchdowns, Season

7 1961, 1965
8 1999, 2011
10 (10x) Last: 2012

Most Touchdowns Allowed, Game

5 vs. Atlanta Oct. 21, 1973
at Houston Sept. 18, 1960
4 (11x) Last: at Washington Nov. 3, 2013
3 (42x) Last: vs. Denver Dec. 31, 2005

PASSING ALLOWED**Most Attempts, Season**

607 2002, 2004
605 2008
595 1985

Most Attempts, Game

61 vs. St. Louis Sept. 20, 1987
58 (2x) Last: vs. Tennessee Oct. 3, 2004
57 at Cleveland Sept. 7, 1981

Fewest Attempts, Season

330 1977
341 1973
342 1982†

Fewest Attempts, Game

7 at Detroit Nov. 6, 1977
12 (2x) Last: at Denver Dec. 10, 1972
13 (4x) Last: at Cincinnati Oct. 4, 1987

Most Completions, Season

411 2008
375 2002
372 2004

Most Completions, Game

40 vs. Cincinnati Dec. 20, 1982
39 vs. Tennessee Oct. 3, 2004
37 Kansas City Oct. 9, 1994

Fewest Completions, Season

170 1966
172 1977
177 1973

Fewest Completions, Game

3 at Tampa Bay Sept. 19, 1976
5 (4x) Last: at Cincinnati Oct. 4, 1987
6 (6x) Last: vs. Oakland Dec. 28, 2003

Most Net Yards, Season

5,056 199
4,311 1981
4,295 2002

Most Net Yards, Game

453 at St. Louis Nov. 10, 2002
451 at St. Louis Oct. 1, 2000
443 at Denver Nov. 19, 2000

Fewest Net Yards, Season

1,725 1977
2,155 1966
2,174 1965

Fewest Net Yards, Game

-13 at Cincinnati Oct. 4, 1987
0 vs. Oakland Dec. 28, 2003
vs. Cincinnati Dec. 6, 1970
4 at Tampa Bay Sept. 19, 1976

Most Touchdowns, Season

36 2003
33 2000
31 1997

Most Touchdowns, Game

6 vs. Oakland Oct. 27, 1963
5 (6x) Last: at Denver Nov. 19, 2000
4 (29x) Last: at Oakland Oct. 12, 2014

Fewest Touchdowns, Season

10 1982†
11 1979
13 1966, 1970, 1974

INTERCEPTIONS BY**Most, Season**

49 1961 (NFL Record)
31 1969
30 1964, 2007

Most, Game

6 (6x) Last: vs. Indianapolis Nov. 11, 2007
5 (8x) Last: vs. Detroit Dec. 16, 2007
4 (30x) Last: at Indianapolis Nov. 28, 2010

Most, Game, Both Teams

10 at Seattle Dec. 13, 1998
9 at Denver Sept. 21, 1980
at Oakland Nov. 1, 1964
8 (11x) Last: vs. Indianapolis Nov. 11, 2007

Fewest, Season

9 1970
10 2005
11 2013

Most Yards Returned, Season

929 1961 (NFL Record)
 562 1979
 499 1984

Most Yards Returned, Game

194 vs. Houston Sept. 24, 1961
 174 vs. Denver Oct. 29, 1961
 171 vs. Pittsburgh Nov. 18, 1979

Fewest Yards Returned, Season

90 1970
 123 1999
 140 2006

Most Touchdowns by Returns, Season

9 1961 (NFL Record)
 5 2012
 4 1984, 2000

Most Touchdowns by Returns, Game

2 at Indianapolis Nov. 28, 2010
 vs. Denver Oct. 29, 1961
 1 (81x) Last: at Washington Nov. 3, 2013

Most Consecutive Games

46 1960–63 (NFL Record)

PUNT RETURNS**Most by Opponents, Season**

56 1988
 51 1996, 2000
 48 1974, 1975

Fewest by Opponents, Season

7 1982†
 16 1968
 19 2013

Most Yards by Opponents, Season

722 2000
 601 1976
 558 1988

Most Yards by Opponent, Game

160 at Kansas City, Sept. 13, 2010
 151 vs. Kansas City Sept. 26, 1965
 150 at Denver Dec. 27, 1987

KICKOFF RETURNS**Most by Opponent, Season**

90 2006
 88 1981
 87 2009

Fewest by Opponent, Season

35 1973
 39 1974
 40 1975

Most by Opponent, Game

10 (4x) Last: vs. Detroit Dec. 16, 2007
 9 (7x) Last: at Indianapolis Nov. 28, 2010
 8 (16x) Last: at Kansas City Nov. 24, 2013

THE LAST TIME**100 Yards Rushing**

Chargers — Ryan Mathews 105 yards vs. St. Louis Nov. 23, 2014 (12 att.)
 Opponent — Justin Forsett 106 yards (at Baltimore) Nov. 30, 2014 (24 att.)

200 Yards Rushing

Chargers — LaDainian Tomlinson 243 yards vs. Oakland Dec. 28, 2003 (31 att.)
 Opponent — Adrian Peterson 296 yards (at Minnesota) Nov. 4, 2007 (30 att.)

3 Touchdowns Rushing

Chargers — Ryan Mathews (3) at Denver Jan. 2, 2011
 Opponent — Darrel Young (at Washington) Nov. 3, 2013

100 Yards Receiving

Chargers — Keenan Allen 121 yards at Baltimore Nov. 30, 2014 (11 rec.)
 Opponent — Emanuel Sanders 120 yards (at Denver) Oct. 23, 2014 (9 rec.)
 Demaryius Thomas 105 yards (at Denver) Oct. 23, 2014 (8 rec.)

200 Yards Receiving

Chargers — Malcom Floyd 213 yards at Oakland Oct. 10, 2010 (8 rec.)
 Opponent — Chad Johnson 260 yards (at Cincinnati) Nov. 12, 2006 (11 rec.)

3 Touchdowns Receiving

Chargers — Antonio Gates vs. Seattle Sept. 14, 2014
 Opponent — Emanuel Sanders (at Denver) Oct. 23, 2014

4 Total Touchdowns

Chargers — LaDainian Tomlinson vs. Oakland Oct. 14, 2007 (4 rushing)
 Opponent — Harvey Williams (Oakland) Nov. 16, 1997 (2 rush. 2 rec.)

300 Yards Passing

Chargers — Philip Rivers 383 yards at Baltimore Nov. 30, 2014
 Opponent — Carson Palmer 304 yards (at Arizona) Sept. 8, 2014

400 Yards Passing

Chargers — Philip Rivers 411 yards at Oakland Oct. 6, 2013
 Opponent — Michael Vick 428 yards (at Philadelphia) Sept. 15, 2013

3 Touchdown Passes

Chargers — Philip Rivers (3) at Baltimore Nov. 30, 2014
 Opponent — Ryan Tannehill (3) (at Miami) Nov. 2, 2014

5 Touchdown Passes

Chargers — Drew Brees (5) vs. Oakland Oct. 31, 2004
 Opponent — Gus Frerotte (5) (at Denver) Nov. 19, 2000

Punt Return for Touchdown

Chargers — Micheal Spurlock 63 yards at New York Jets Dec. 23, 2012
 Opponent — Dexter McCluster 94 yards at Kansas City Sept. 13, 2010

Kickoff Return for Touchdown

Chargers — Micheal Spurlock 99 yards vs. Oakland Dec. 30, 2012
 Opponent — Percy Harvin 103 yards (vs. Minnesota) Sept. 11, 2011

Fumble Returned for Touchdown

Chargers — A. Gachkar 13 yards vs. St. Louis Nov. 23, 2014 (S. Hill fumble)
 Opponent — C. Woodson 25 yards (at Oak.) Oct. 6, 2013 (D. Woodhead fumble)

Intercepted Pass Returned for Touchdown

Chargers — Sean Lissemore 0 yards at Wash. Nov. 3, 2013 (R. Griffin III passer)
 Opponent — Janoris Jenkins 99 yards (St. Louis) Nov. 23, 2014 (P. Rivers passer)

Field Goal Returned for Touchdown

Chargers — Antonio Cromartie, 109 yards at Minnesota, Nov. 4, 2007
 Opponent — Matt Ware, 65 yards, at Philadelphia, Oct. 23, 2005

3 Interceptions or More

Chargers — A. Cromartie (3) vs. Ind. Nov. 11, 2007 (Peyton Manning passer)
 Opponent — Kwamie Lassiter (4) (at Ari.), Dec. 27, 1998 (Craig Whelihan passer)

Shutout

Chargers — at San Diego 31, New York Jets 0, Oct. 5, 2014
 Opponent — at Miami 37, San Diego 0, Nov. 2, 2014

40 Points

Chargers — at San Diego 41, Kansas City 38, Nov. 24, 2013
 Opponent — Green Bay 45, at San Diego 38, Nov. 6, 2011

50 Points

Chargers — at San Diego 52, Denver 21, Dec. 28, 2008
 Opponent — at St. Louis 57, San Diego 31, Oct. 1, 2000

Safety

Chargers — Penalty on E.J. Manuel in end zone (at Buf.) Sept. 21, 2014
 Opponent — Punt blocked by N. Schommer out of end zone (Ten.) Oct. 31, 2010

500 Yards Total Net Offense

Chargers — 506 vs. Dallas Sept. 29, 2013
 Opponent — 500 at Washington Nov. 3, 2013

PAT Blocked

Chargers — John Parrella vs. Kansas City, Nov. 4, 2001
 Opponent — Alex Carrington (Buffalo), Dec. 11, 2011

Field Goal Blocked

Chargers — Darrell Stuckey vs. St. Louis Nov. 23, 2014
 Opponent — Tracy Porter at Oakland, Oct. 6, 2013

Punt Blocked By

Chargers — Jerry Attaochu at Arizona, Sept. 8, 2014 (Drew Butler punter)
 Opponent — Nate Irving (at Denver), Nov. 18, 2012 (Mike Scifres punter)

CAREER TOP TEN

RUSHING YARDS

1.	LaDainian Tomlinson, 2001-09	12,490
2.	Paul Lowe, 1960-68	4,972
3.	Marion Butts, 1989-93	4,297
4.	Ryan Mathews, 2010-14	4,017
5.	Natrone Means, 1993-95, 98-99	3,885
6.	Chuck Muncie, 1980-84	3,309
7.	Don Woods, 1974-80	2,858
8.	Keith Lincoln, 1961-66, 68	2,698
9.	Dick Post, 1967-70	2,519
10.	Gary Anderson, 1985-88	2,250

RUSHING TOUCHDOWNS

1.	LaDainian Tomlinson, 2001-09	138
2.	Chuck Muncie, 1980-84	43
3.	Paul Lowe, 1960-68	38
4.	Natrone Means, 1993-95, 98-99	34
5.	Marion Butts, 1989-93	31
6.	Ryan Mathews, 2010-14	23
7.	Mike Tolbert, 2008-11	20
8.	Tim Spencer, 1985-90	19
9.	Hank Bauer, 1977-82	17
	Rod Bernstine, 1987-92	17
	Dick Post, 1967-70	17
	Clarence Williams, 1977-81	17

RUSHING ATTEMPTS

1.	LaDainian Tomlinson, 2001-09	2,880
2.	Marion Butts, 1989-93	1,031
3.	Paul Lowe, 1960-68	1,015
4.	Natrone Means, 1993-95, 98-99	1,013
5.	Ryan Mathews, 2010-14	912
6.	Chuck Muncie, 1980-84	773
7.	Don Woods, 1974-80	713
8.	Keith Lincoln, 1961-66, 68	573
9.	Mike Garrett, 1970-73	572
10.	Dick Post, 1967-70	568

TOTAL YARDS FROM SCRIMMAGE

1.	LaDainian Tomlinson, 2001-09	16,445
2.	Antonio Gates, 2003-14	9,767
3.	Lance Alworth, 1962-70	9,721
4.	Charlie Joiner, 1976-86	9,191
5.	Gary Garrison, 1966-76	7,562
6.	Kellen Winslow, 1979-87	6,741
7.	Wes Chandler, 1981-87	6,197
8.	Paul Lowe, 1960-68	6,017
9.	Anthony Miller, 1988-93	5,660
10.	Ronnie Harmon, 1990-95	5,567

PASSING YARDS

1.	Dan Fouts, 1973-87	43,040
2.	Philip Rivers, 2004-14	35,587
3.	John Hadl, 1962-72	26,938
4.	Stan Humphries, 1992-97	16,085
5.	Drew Brees, 2001-05	12,348
6.	Jack Kemp, 1960-62	5,996
7.	Doug Flutie, 2001-04	4,901
8.	John Friesz, 1990-93	4,396
9.	Jim Harbaugh, 1999-00	4,177
10.	Billy Joe Tolliver, 1989-90	3,671

TOUCHDOWN PASSES

1.	Dan Fouts, 1973-87	254
2.	Philip Rivers, 2004-14	246
3.	John Hadl, 1962-72	201
4.	Stan Humphries, 1992-97	85
5.	Drew Brees, 2001-05	80
6.	Jack Kemp, 1960-62	37
7.	Tobin Rote, 1963-64	29
8.	Doug Flutie, 2001-04	25
9.	Billy Joe Tolliver, 1989-90	21
10.	John Friesz, 1990-93	19

PASS ATTEMPTS

1.	Dan Fouts, 1973-87	5,604
2.	Philip Rivers, 2004-14	4,516
3.	John Hadl, 1962-72	3,640
4.	Stan Humphries, 1992-97	2,350
5.	Drew Brees, 2001-05	1,809
6.	Jack Kemp, 1960-62	815
7.	John Friesz, 1990-93	747
8.	Doug Flutie, 2001-04	737
9.	Jim Harbaugh, 1999-00	636
10.	Billy Joe Tolliver, 1989-90	595

PASS COMPLETIONS

1.	Dan Fouts, 1973-87	3,297
2.	Philip Rivers, 2004-14	2,928
3.	John Hadl, 1962-72	1,824
4.	Stan Humphries, 1992-97	1,335
5.	Drew Brees, 2001-05	1,125
6.	Doug Flutie, 2001-04	408
7.	John Friesz, 1990-93	401
8.	Jack Kemp, 1960-62	389
9.	Jim Harbaugh, 1999-00	372
10.	Billy Joe Tolliver, 1989-90	305

PASSES INTERCEPTED

1.	Dan Fouts, 1973-87	242
2.	John Hadl, 1962-72	211
3.	Philip Rivers, 2004-14	114
4.	Stan Humphries, 1992-97	73
5.	Drew Brees, 2001-05	53
6.	Jack Kemp, 1960-62	49
7.	Ryan Leaf, 1998-00	33
8.	Tobin Rote, 1963-64	32
9.	Craig Whelihan, 1995-98	29
10.	Jim Harbaugh, 1999-00	24
	Billy Joe Tolliver, 1989-90	24

RECEIVING YARDS

1.	Antonio Gates, 2003-14	9,767
2.	Lance Alworth, 1962-70	9,584
3.	Charlie Joiner, 1976-86	9,203
4.	Gary Garrison, 1966-76	7,533
5.	Kellen Winslow, 1979-87	6,741
6.	Wes Chandler, 1981-87	6,132
7.	Anthony Miller, 1988-93	5,582
8.	Malcom Floyd, 2004-14	4,822
9.	Vincent Jackson, 2005-11	4,754
10.	Tony Martin, 1994-97	4,184

RECEIVING TOUCHDOWNS

1.	Antonio Gates, 2003-14	96
2.	Lance Alworth, 1962-70	81
3.	Gary Garrison, 1966-76	58
4.	Charlie Joiner, 1976-86	47
5.	Kellen Winslow, 1979-87	45
6.	Wes Chandler, 1981-87	41
7.	Vincent Jackson, 2005-11	37
	Anthony Miller, 1988-93	37
9.	John Jefferson, 1978-80	36
10.	Tony Martin, 1994-97	33

RECEPTIONS

1.	Antonio Gates, 2003-14	766
2.	Charlie Joiner, 1976-86	586
3.	Kellen Winslow, 1979-87	541
4.	LaDainian Tomlinson, 2001-09	530
5.	Lance Alworth, 1962-70	493
6.	Gary Garrison, 1966-76	404
7.	Ronnie Harmon, 1990-95	377
8.	Anthony Miller, 1988-93	374
9.	Wes Chandler, 1981-87	373
10.	Tony Martin, 1994-97	288

QUARTERBACK SACKS

1.	Leslie O'Neal, 1986, 1988-95	105.5
2.	Shaun Phillips, 2004-12	69.5
3.	Gary Johnson, 1975-84	67.0
4.	Lee Williams, 1984-90	65.5
5.	Fred Dean, 1975-81	53.5
6.	Junior Seau, 1990-02	47.0
7.	Raylee Johnson, 1993-03	46.0
8.	Shawne Merriman, 2005-09	43.5
	Leroy Jones, 1976-83	43.5
10.	Louie Kelcher, 1975-83	39.0

INTERCEPTIONS

1.	Gill Byrd, 1983-92	42
2.	Dick Harris, 1960-65	29
3.	Rodney Harrison, 1994-02	26
4.	Kenny Graham, 1964-69	25
5.	Mike Williams, 1975-82	24
6.	Joe Beauchamp, 1966-75	23
7.	Quentin Jammer, 2002-12	21
	Woodrowe Lowe, 1976-86	21
	Bob Howard, 1967-74	21
	Leslie "Speedy" Duncan, 1964-69	21

INTERCEPTION RETURN YARDS

1.	Gill Byrd, 1983-92	546
2.	Charlie McNeil, 1960-64	502
3.	Kenny Graham, 1964-69	477
4.	Joe Beauchamp, 1966-75	433
5.	Dick Harris, 1960-65	413
6.	Rodney Harrison, 1994-02	345
7.	Woodrowe Lowe, 1976-86	343
8.	Darren Carrington, 1991-94	337
9.	Leslie Duncan, 1964-69	322
10.	Glen Edwards, 1978-81	309

INTERCEPTION RETURN TOUCHDOWNS

1.	Kenny Graham, 1964-69	5
	Dick Harris, 1960-65	5
3.	Woodrowe Lowe, 1976-86	4
4.	Eric Weddle, 2007-13	3
	Joe Beauchamp, 1966-75	3
6.	Shaun Phillips, 2004-12	2
	Demorrio Williams, 2012	2
	Antonio Cromartie, 2006-09	2
	Clinton Hart, 2004-09	2
	Donnie Edwards, 2002-06	2
	(9) others with 2 each	2

TOUCHDOWNS SCORED

1.	LaDainian Tomlinson, 2001-09	153
2.	Antonio Gates, 2003-14	96
3.	Lance Alworth, 1962-70	83
4.	Gary Garrison, 1966-76	58
5.	Charlie Joiner, 1976-86	47
6.	Paul Lowe, 1960-68	46
7.	Kellen Winslow, 1979-87	45
	Chuck Muncie, 1980-84	45
9.	Wes Chandler, 1981-87	41
10.	Anthony Miller, 1988-93	40

POINTS SCORED

1.	John Carney, 1990-00	1,076
2.	LaDainian Tomlinson, 2001-09	918
3.	Nate Kaeding, 2004-12	889
4.	Rolf Benirschke, 1977-86	766
5.	Antonio Gates, 2003-14	576
6.	Lance Alworth, 1962-70	500
7.	Nick Novak, 2011-14	444
8.	Dennis ParTEE, 1968-75	380
9.	Gary Garrison, 1966-76	348
10.	Charlie Joiner, 1976-86	282

FIELD GOALS

1.	John Carney, 1990-00.....	261
2.	Nate Kaeding, 2004-12.....	180
3.	Rolf Benirschke, 1977-86.....	146
4.	Nick Novak, 2011-14.....	99
5.	Dennis Partee, 1968-75.....	71
6.	George Blair, 1961-64.....	50
7.	Steve Christie, 2001-03.....	42
8.	Ray Wersching, 1973-76.....	32
9.	Dick Van Raaphorst, 1966-67.....	31
10.	Wade Richey, 2001-02.....	21
	Vince Abbott, 1987-88.....	21

FIELD GOAL ATTEMPTS

1.	John Carney, 1990-00.....	320
2.	Rolf Benirschke, 1977-86.....	208
3.	Nate Kaeding, 2004-12.....	207
4.	Dennis Partee, 1968-75.....	121
5.	Nick Novak, 2011-14.....	112
6.	George Blair, 1961-64.....	80
7.	Ray Wersching, 1973-76.....	68
8.	Dick Van Raaphorst, 1966-67.....	61
9.	Steve Christie, 2001-03.....	57
10.	Herb Travenio, 1965.....	35

KICKOFF RETURN YARDS

1.	Darren Sproles, 2005-10.....	6,469
2.	Ronney Jenkins, 2000-02.....	3,997
3.	Andre Coleman, 1994-96.....	3,914
4.	Leslie "Speedy" Duncan, 1964-70.....	3,386
5.	James Brooks, 1981-83.....	2,305
6.	Kenny Bynum, 1997-00.....	2,182
7.	Lionel James, 1984-88.....	2,094
8.	Nate Lewis, 1990-93.....	2,047
9.	Artie Owens, 1976-79.....	1,998
10.	Tim Dwight, 2001-04.....	1,876

KICKOFF RETURN TOUCHDOWNS

1.	Andre Coleman, 1994-96.....	4
2.	Ronney Jenkins, 2000-02.....	3
3.	Darren Sproles, 2005-10.....	2
	Anthony Miller, 1988-93.....	2
5.	Micheal Spurlock, 2012.....	1
	Tim Dwight, 2001-04.....	1
	Richard Goodman, 2010-11.....	1
	Rodney Harrison, 1994-02.....	1
	Nate Lewis, 1990-93.....	1
	Jamie Holland, 1987-89.....	1
	Gary Anderson, 1985-88.....	1
	Keith Lincoln, 1960-66.....	1

KICKOFF RETURNS

1.	Darren Sproles, 2005-10.....	258
2.	Andre Coleman, 1994-96.....	166
3.	Ronney Jenkins, 2000-02.....	165
4.	Leslie "Speedy" Duncan, 1964-70.....	134
5.	Kenny Bynum, 1997-00.....	107
6.	James Brooks, 1981-83.....	105
7.	Lionel James, 1984-88.....	99
8.	Nate Lewis, 1990-93.....	92
9.	Artie Owens, 1976-79.....	88
10.	Tim Dwight, 2001-04.....	80

PUNT RETURN YARDS

1.	Mike Fuller, 1975-80.....	2,388
2.	Leslie "Speedy" Duncan, 1964-70.....	1,651
3.	Darrien Gordon, 1993-94, 96.....	1,407
4.	Lionel James, 1984-88.....	1,193
5.	Darren Sproles, 2005-10.....	935
6.	Eric Parker, 2002-06.....	881
7.	James Brooks, 1981-83.....	565
8.	Tim Dwight, 2001-04.....	508
9.	Eric Metcalf, 1997.....	489
10.	Latario Rachal, 1998.....	387

PUNT RETURN TOUCHDOWNS

1.	Leslie "Speedy" Duncan, 1964-70.....	4
2.	Eric Metcalf, 1997.....	3
	Darrien Gordon, 1993-94, 96.....	3
4.	Darren Sproles, 2005-10.....	2
	Lionel James, 1984-88.....	2
	Mike Fuller, 1975-80.....	2
	Ron Smith, 1973.....	2
8.	Micheal Spurlock, 2012.....	1
	Tim Dwight, 2001-04.....	1
	Andre Coleman, 1994-96.....	1
	(3) others with 1 each	

PUNT RETURNS

1.	Mike Fuller, 1975-80.....	212
2.	Leslie "Speedy" Duncan, 1964-70.....	138
3.	Lionel James, 1984-88.....	124
4.	Darren Sproles, 2005-10.....	114
5.	Eric Parker, 2002-06.....	105
6.	Darrien Gordon, 1993-94, 96.....	103
7.	James Brooks, 1981-83.....	52
8.	Tim Dwight, 2001-04.....	46
9.	Eric Metcalf, 1997.....	45
10.	Nate Lewis, 1990-93.....	34
	Kitrick Taylor, 1990-91.....	34

MOST SEASONS

1.	David Binn, 1994-10.....	17
2.	Dan Fouts, 1973-87.....	15
	Russ Washington, 1968-82.....	15
4.	Doug Wilkerson, 1971-84.....	14
	Don Macek, 1976-89.....	14
6.	Junior Seau, 1990-02.....	13
7.	Antonio Gates, 2003-14.....	12
	Mike Scifres, 2003-14.....	12
	Jamal Williams, 1998-09.....	12
10.	Philip Rivers, 2004-14.....	11
	Nick Hardwick, 2004-14.....	11
	(9) others will 11 each.....	11

MOST GAMES PLAYED

1.	David Binn, 1994-10.....	256
2.	Junior Seau, 1990-02.....	200
	Russ Washington, 1968-82.....	200
4.	Doug Wilkerson, 1971-84.....	195
5.	Dan Fouts, 1973-87.....	181
6.	Mike Scifres, 2003-14.....	178
7.	Antonio Gates, 2003-14.....	175
8.	Quentin Jammer, 2002-12.....	172
9.	Charlie Joiner, 1976-86.....	164
	Woodrow Lowe, 1976-86.....	164

CHARGERS 10 LONGEST

RUNS FROM SCRIMMAGE

87t	—	Paul Lowe at Dallas Sept. 10, 1961
86t	—	Keith Lincoln at Oakland Sept. 30, 1962
85t	—	LaDainian Tomlinson vs. K.C. Dec. 17, 2006
83t	—	Michael Turner at Indianapolis Dec. 18, 2005
80t	—	Brad Hubbard vs. N.Y. Jets Dec. 24, 1967
76	—	LaDainian Tomlinson vs. Den. Dec. 1, 2002
76t	—	Keith Lincoln at Kansas City Oct. 20, 1963
74t	—	Michael Turner at Denver Oct. 7, 2007
73t	—	LaDainian Tomlinson vs. Minn. Nov. 9, 2003
		Chuck Muncie at Seattle, Nov. 16, 1981
73	—	Michael Turner vs. Tenn., Sept. 17, 2006

PASS COMPLETIONS

99t	—	Humphries to Martin at Sea. Sept. 18, 1994
91t	—	Kemp to Lincoln at Denver Nov. 12, 1961
88t	—	Luther to Duckworth vs. Chi. Dec. 3, 1984
85t	—	Hadl to Alworth at Boston Oct. 17, 1965
		Rote to Alworth at Denver Oct. 6, 1963
84t	—	Hadl to Garrison at N.Y. Jets Oct. 5, 1968
83t	—	Leaf to Graham at Denver Nov. 19, 2000
82t	—	Rote to Alworth vs. N.Y. Jets Dec. 6, 1964
81t	—	Rivers to Sproules vs. Balt. Sept. 20, 2009
		Fouts to Joiner vs. Houston Oct. 17, 1976

FIELD GOALS

57	—	Nate Kaeding at Tampa Bay Dec. 21, 2008
55	—	N. Kaeding vs. Kansas City Nov. 29, 2009
54	—	Nate Kaeding at Baltimore Oct. 1, 2006
		John Carney at Kansas City Sept. 17, 2000
		John Carney vs. Buffalo Sept. 6, 1998
		John Carney vs. Seattle Nov. 10, 1991
53	—	Nick Novak vs. Denver Nov. 27, 2011
		Nate Kaeding at Atlanta Oct. 17, 2004
		Steve Christie at Buffalo Dec. 15, 2002
		John Carney vs. Seattle Sept. 1, 1996
		John Carney at N.Y. Jets Nov. 24, 1991
		(2) others with 53-yard field goals each

PUNTS

82	—	Paul Maguire vs. Dallas Nov. 19, 1961
73	—	Dennis Partee at Denver Oct. 17, 1971
72	—	Mike Scifres at Buffalo Sept. 21, 2014
71	—	Mike Scifres vs. Oakland Nov. 10, 2011
		Mike Scifres at Baltimore Oct. 1, 2006
		Mike Scifres vs. Oakland Dec. 4, 2005
		Maury Buford at Denver Sept. 12, 1982
		John Hadl at Denver Nov. 8, 1964
70	—	Mike Scifres vs. Baltimore Nov. 25, 2007
67	—	Mike Scifres vs. Arizona Oct. 3, 2010
		Mike Scifres vs. Indianapolis Jan. 3, 2009
		Mike Scifres at Miami Oct. 5, 2008
		John Kidd vs. Kansas City Oct. 17, 1993
		Ralf Mojsiejenko at Denver Nov. 17, 1985

INTERCEPTION RETURNS

103t	—	Vencie Glenn vs. Denver Nov. 29, 1987
102t	—	Donald Frank at L.A. Raiders Oct. 31, 1993
100t	—	Leslie Duncan vs. Kansas City Oct. 15, 1967
99t	—	Shaun Gayle at N.Y. Giants Dec. 23, 1995
		Stanley Richard at Denver Sept. 4, 1994
		Gill Byrd at Kansas City Oct. 4, 1984
83t	—	Willie Clark at Oakland Sept. 22, 1996
80t	—	Quentin Jammer vs. Denver Oct. 15, 2012
		Coy Bacon at Denver Nov. 11, 1973
77t	—	Woodrow Lowe vs. Pittsburgh Nov. 18, 1979

KICKOFF RETURNS

105t	—	Richard Goodman at Oakland Jan. 1, 2012
103t	—	Darren Sproles at Denver Sept. 14, 2008
		Keith Lincoln vs. N.Y. Titans Sept. 16, 1962
99t	—	Micheal Spurlock vs. Oakland Dec. 30, 2012
98t	—	Andre Coleman vs. San Francisco Jan. 29, 1995
		Gary Anderson at Denver, Nov. 17, 1985

95t	—	Nate Lewis vs. New Orleans, Nov. 17, 1991
94t	—	Jamie Holland vs. Kansas City Dec. 18, 1988
93t	—	Ronney Jenkins at Oakland Nov. 18, 2001
		R. Jenkins vs. New Orleans Sept. 10, 2000
		Anthony Miller at L.A. Rams, Nov. 20, 1988

PUNT RETURNS

95t	—	Leslie Duncan vs. N.Y. Jets Nov. 24, 1968
90t	—	Darrien Gordon at L.A. Raiders Sept. 25, 1994
88t	—	Andre Coleman at Philadelphia Sept. 17, 1995
		Mike Fuller at New Orleans Oct. 9, 1977
85t	—	Eric Metcalf at Cincinnati Nov. 2, 1997
84t	—	Tim Dwight vs. Washington Sept. 9, 2001
		Ron Smith vs. New Orleans Nov. 18, 1973
83t	—	Eric Metcalf vs. Denver Nov. 30, 1997
82t	—	Paul Lowe at Boston Oct. 7, 1961
81t	—	Darrien Gordon vs. K.C. Sept. 29, 1996
		Lionel James vs. St. Louis, Sept. 20, 1987
		Leslie Duncan vs. Buffalo, Sept. 4, 1966

FUMBLE RETURNS

86t	—	Eric Weddle vs. Atlanta Nov. 30, 2008
82t	—	Donnie Edwards at St. Louis Nov. 10, 2002
81t	—	Vencie Glenn vs. N.Y. Giants Oct. 22, 1989
79t	—	Marlon McCree vs. St. Louis Oct. 29, 2006
78t	—	Paul Bradford at San. Fran. Nov. 23, 1997
75t	—	Keith Browner (25 yds.) lateral to Sam Seale (50 yds.) at L.A. Rams Nov. 20, 1988
58t	—	Rick Redman vs. Miami Oct. 2, 1966
53	—	Henry Rolling at L.A. Raiders Oct. 6, 1991
49t	—	Rommie Loudd at Oak. (at S.F.) Dec. 4, 1960
45t	—	Raylee Johnson at Denver Nov. 11, 2001

BLOCKED PUNT RETURNS

35t	—	Bob Zeman at Boston Oct. 7, 1961
21t	—	Derrie Nelson vs. Dallas Nov. 13, 1983
19	—	Pete Lazetich vs. Denver Sept. 24, 1972
5	—	Gene Selawski at Oak. (at S.F.) Oct. 22, 1961
4	—	Wayne Davis at Denver Nov. 17, 1985
3	—	Steve Heiden at Carolina Dec. 17, 2000
0s	—	Carlos Polk at Arizona Sept. 22, 2002
0t	—	Jacob Hester at Kansas City Oct. 25, 2009
		Darryll Lewis vs. Indianapolis Sept. 26, 1999
0	—	Corey Lynch at Oakland Sept. 10, 2012

BLOCKED FIELD GOAL RETURNS

72t	—	Leslie Duncan vs. Denver Nov. 23, 1967
35	—	Tom Day vs. Kansas City Oct. 15, 1967
28	—	Jim Tolbert vs. St. Louis Nov. 15, 1971
27	—	Kenny Graham at Kansas City Nov. 15, 1964
25	—	Jeff Staggs vs. Houston, Oct. 25, 1970

MISSED FIELD GOAL RETURNS

109t	—	Antonio Cromartie at Minnesota, Nov. 4, 2007 (NFL Record)
------	---	---

OPPONENT 10 LONGEST

RUNS FROM SCRIMMAGE

89t	—	Kenny King (at Oakland) Oct. 12, 1980
81	—	Billy Sims (Detroit) Sept. 30, 1984
77	—	Napoleon Kaufman (at Oak.) Sept. 22, 1996
74t	—	Jack Spikes (at Dallas Texans) Sept. 10, 1961
71t	—	Corey Dillon (at Cincinnati) Nov. 2, 1997
69t	—	Herman Heard (at K.C.) Oct. 14, 1984
68	—	Henry Bell (at Denver) Oct. 16, 1960
66t	—	Zack Crockett (Indianapolis) Dec. 31, 1995
64t	—	Adrian Peterson (at Minnesota) Nov. 4, 2007
64	—	Clem Daniels (Oakland), Nov. 13, 1966

PASS COMPLETIONS

99t	—	Green to Boerigter (at K.C.) Dec. 22, 2002
98t	—	Lee to Dewveall (at Houston) Nov. 25, 1962
96t	—	Montana to Rice (San Fran.) Nov. 27, 1988
93t	—	Morton to Watson (at Denver) Sept. 27, 1981
90t	—	DeBerg to Birden (at K.C.) Nov. 18, 1990
	—	Davidson to Dorsey (Oakland) Dec. 2, 1962
89t	—	O'Donnell to Stone (at Pit.) Sept. 1, 1991
87t	—	Namath to Maynard (N.Y. Jets) Nov. 24, 1968
	—	Tripacko to Frazier (at Denver) Nov. 12, 1961
84t	—	Campbell to Kelly (Washington) Jan. 3, 2010
	—	(4) other completions of 84t yards

INTERCEPTION RETURNS

102t	—	Louis Breeden (Cincinnati) Nov. 8, 1981
99t	—	Janoris Jenkins (St. Louis) Nov. 23, 2014
	—	Kevin Ross (Kansas City) Sept. 6, 1992
96t	—	Ray Griffin (at Cincinnati) Nov. 11, 1979
91t	—	Fred Williamson (at Oakland) Sept. 30, 1962
90t	—	Leroy Butler (at Green Bay) Sept. 15, 1996
	—	Deion Sanders (San Fran.) Dec. 11, 1994
87t	—	Mark McMillian (Kansas City) Dec. 14, 1997
83t	—	Leonard Johnson (at Tampa Bay) Nov. 11, 2012
81	—	Paul Krause (at Minnesota) Nov. 23, 1975
	—	Rolland Lawrence (Atlanta) Oct. 21, 1973

FUMBLE RETURNS

68	—	A.J. Duhe (Miami) Oct. 15, 1978
65t	—	Tony Carter (Denver) Oct. 15, 2012
64t	—	Tyvon Branch (at Oakland) Oct. 10, 2010
63t	—	Joey Browner (at Minnesota) Sept. 2, 1984
63	—	Rob Ninkovich (New England) Oct. 24, 2010
62	—	Carlton Gray (at Seattle) Oct. 27, 1996
59t	—	George Atkinson (at Oakland) Nov. 25, 1973
55t	—	Robert Lyles (at Houston) Dec. 6, 1987
54t	—	Mike Montgomery (Dallas) Nov. 5, 1972
52	—	Ray Abruzzese (New York Jets) Dec. 4, 1965

KICKOFF RETURNS

104t	—	Ira Mathews (at Oakland) Oct. 25, 1979
103t	—	Percy Harvin (vs. Minnesota) Sept. 11, 2011
101t	—	Leon Washington (at Seattle) Sept. 26, 2010
	—	Brian Mitchell (at Washington) Dec. 6, 1998
99t	—	Leon Washington (at Seattle) Sept. 26, 2010
	—	Byron Hanspard (Atlanta) Dec. 7, 1997
98t	—	Will Blackwell (Pittsburgh) Dec. 24, 2000
97t	—	Cassius Vaughn (at Denver) Jan. 2, 2011
	—	Tim Brown (at L.A. Raiders) Sept. 4, 1988
96t	—	Dante Hall (at Kansas City) Nov. 28, 2004

PUNT RETURNS

94t	—	Dexter McCluster (at K.C.) Sept. 13, 2010
92t	—	Rick Upchurch (at Denver) Oct. 3, 1976
86t	—	Tamarick Vanover (at K.C.) Oct. 9, 1995
82t	—	George Atkinson (at Oakland) Oct. 13, 1968
82	—	Ray Buchanan (at Indianapolis) Nov. 3, 1996
81	—	Dennis Northcutt (Cleveland) Nov. 5, 2006
80t	—	Phillip Buchanon (Oakland) Dec. 28, 2003
79t	—	Lemar Parrish (Cincinnati) Dec. 6, 1970
78	—	Roger Bird (at Oakland) Oct. 29, 1967
75	—	Rick Upchurch (at Denver) Sept. 17, 1978

BLOCKED PUNT RETURNS

37t	—	Frank Warren (New Orleans) Nov. 17, 1991
29t	—	Adam Hayward (at Tampa Bay) Nov. 11, 2012
16	—	Randy McClanahan (at Oakland) Sept. 18, 1977
15	—	Walt Landers (Green Bay) Sept. 24, 1978
14	—	Glen Cadrez (Kansas City) Oct. 13, 2002
9	—	Tyrone Braxton (Denver) Oct. 2, 1988
5t	—	Hiram Eugene (at Oakland) Oct. 10, 2010
2t	—	Jerry Robinson (L.A. Raiders) Nov. 20, 1986
0s	—	Nick Schommer (Tennessee) Oct. 31, 2010
	—	Rock Cartwright (at Oakland) Oct. 10, 2010

BLOCKED FIELD GOAL RETURNS

66	—	Tommy Casanova (at Cincinnati) Sept. 22, 1974
65t	—	Matt Ware (at Philadelphia) Oct. 23, 2005
60	—	Louis Wright (at Denver) Nov. 17, 1985
54t	—	Doug Evans (at Carolina) Dec. 17, 2000
42t	—	Ray McElroy (Indianapolis) Oct. 26, 1997
28	—	John Barmlett (Denver) Nov. 27, 1966
17	—	Charlie West (Minnesota) Dec. 5, 1971
	—	Mike Statton (Buffalo) Oct. 1, 1967
16	—	Fletcher Smith (Kansas City) Oct. 15, 1967

FIELD GOALS

58	—	Dan Miller (Baltimore Colts) Dec. 26, 1982
55	—	Jason Elam (Denver) Nov. 7, 1999
	—	Gary Anderson (at Pittsburgh) Nov. 25, 1984
54	—	Neil Rackers (at Cincinnati) Sept. 8, 2002
	—	Jason Elam (Denver) (3x) Last: Dec. 1, 2002
	—	Rian Lindell (Seattle) Dec. 30, 2001
	—	Sebastian Janikowski (Oakland) Oct. 29, 2000
	—	Kevin Butler (Chicago) Nov. 14, 1993
	—	John Kasay (at Seattle) Nov. 10, 1991
	—	Norm Johnson (at Seattle) Oct. 6, 1986
	—	Raul Allegre (at Indianapolis) Nov. 4, 1984

PUNTS

81	—	Dustin Colquitt (at Kansas City) Dec. 2, 2007
79	—	Drew Butler (at Pittsburgh) Dec. 9, 2012
77	—	Greg Montgomery (Houston) Sept. 19, 1993
75	—	Kevin Huber (Cincinnati) Dec. 1, 2013
74	—	Bob Grupp (at Kansas City) Nov. 4, 1979
73	—	Shane Lechler (Oakland) Sept. 28, 2003
72	—	Ryan Plackemeier (at Seattle) Dec. 24, 2006
	—	Chris Gardocki (Indianapolis) Oct. 26, 1997
	—	Bob Scarpitto (at Denver) Oct. 22, 1967
	—	Jerrel Wilson (Kansas City) Sept. 29, 1963

OPPONENT TOP PERFORMANCES

TEAM RUSHING YARDS (250+)

378	—	at Minnesota Nov. 4, 2007
328	—	at Denver Nov. 28, 1975
295	—	Kansas City Dec. 18, 1966
277	—	at Seattle Nov. 22, 1987
275	—	Cleveland Sept. 29, 1985
273	—	at Detroit Oct. 22, 1978
262	—	Kansas City Oct. 27, 1974
256	—	New England Oct. 16, 1977
255	—	at Pittsburgh Oct. 31, 1976 Houston Dec. 4, 1966
251	—	Oakland Dec. 5, 2010 New York Jets Sept. 4, 1983

TEAM RUSHING ATTEMPTS (50+)

61	—	at Chicago Oct. 25, 1981
60	—	at Denver Nov. 30, 1975
59	—	at Oakland Sept. 18, 1977
56	—	at Seattle Sept. 18, 1983 at Houston Sept. 28, 1975
55	—	at Denver Oct. 17, 1971
54	—	at Seattle Nov. 22, 1987
53	—	Kansas City Nov. 12, 1978
52	—	Oakland Dec. 5, 2010 at Pittsburgh Oct. 31, 1976
51	—	Denver Nov. 27, 2011 New York Jets Sept. 4, 1983

TOTAL NET YARDS (500+)

614	—	at St. Louis Oct. 1, 2000 (163 R & 451 P)
591	—	Seattle Dec. 29, 2002 (163 R & 428 P)
545	—	Cincinnati Nov. 12, 2006 (128 R & 417 P)
537	—	Kansas City Dec. 11, 1983 (131 R & 406 P)
536	—	at Denver Nov. 19, 2000 (93 R & 443 P)
528	—	at Minnesota Nov. 4, 2007 (378 R & 150 P)
526	—	Minnesota Oct. 11, 1981 (93 R & 444 P)
524	—	at St. Louis Nov. 10, 2002 (71 R & 453 P)
522	—	Denver Nov. 29, 1987 (175 R & 347 P)
520	—	at Oakland Jan. 1, 2012 (103 R & 417 P)
512	—	at Seattle Oct. 6, 1986 (218 R & 294 P)
511	—	at Philadelphia Sept. 15, 2013 (89 R & 422 P)
510	—	N.Y. Titans Nov. 24, 1968 (142 R & 368 P)
506	—	at Kansas City Oct. 14, 1984 (146 R & 360 P)
504	—	at New England Sept. 18, 2011 (94 R & 410 P)
500	—	at Washington Nov. 3, 2013 (209 R & 291 P)

INDIVIDUAL RUSHING YARDS (145+)

296	—	Adrian Peterson (at Minnesota) Nov. 4, 2007
181	—	Priest Holmes (Kansas City) Nov. 4, 2001
178	—	Terrell Davis (Denver) Nov. 30, 1997
178	—	Hoyle Granger (Houston) Dec. 4, 1966
176	—	Terrell Davis (at Denver) Nov. 19, 1995
169	—	Eric Dickerson (Indianapolis) Oct. 23, 1988 Curt Warner (Seattle) Sept. 15, 1985
165	—	Rashard Mendenhall (at Pit.) Oct. 4, 2009
162	—	Priest Holmes (Kansas City) Nov. 30, 2003
161	—	Mike Garrett (Kansas City) Dec. 18, 1966
159	—	Clinton Portis (Denver) Dec. 1, 2002
157	—	Michael Bush (Oakland) Nov. 10, 2011
146	—	Willie Parker (at Pittsburgh) Jan. 11, 2009 Woody Green (Kansas City) Oct. 27, 1974

INDIVIDUAL RUSHING ATTEMPTS (35+)

36	—	Walter Payton (at Chicago) Oct. 25, 1981
35	—	Eric Dickerson (at Indianapolis) Nov. 8, 1987

TEAM PASSING YARDS—GROSS (400+)

465	—	at St. Louis Oct. 1, 2000
462	—	at Denver Nov. 19, 2000
457	—	St. Louis Sept. 20, 1987
453	—	at St. Louis Nov. 10, 2002
450	—	vs. Philadelphia Nov. 15, 2009
449	—	Seattle Dec. 29, 2002
444	—	Minnesota Oct. 11, 1981

440	—	at Cincinnati Nov. 12, 2006
428	—	at Philadelphia Sept. 15, 2013
424	—	at Los Angeles Raiders Oct. 31, 1993
423	—	at New England Sept. 18, 2011
417	—	at Oakland Jan. 1, 2012
416	—	Cincinnati Dec. 20, 1982
411	—	Kansas City Dec. 11, 1983
404	—	Indianapolis Sept. 26, 1999
402	—	at Indianapolis Jan. 13, 2008

TEAM PASS COMPLETIONS (35+)

40	—	Cincinnati Dec. 20, 1982
39	—	Tennessee Oct. 3, 2004
37	—	Kansas City Oct. 9, 1994
36	—	Tampa Bay Dec. 12, 2004 Jacksonville Oct. 10, 2004 Seattle Dec. 29, 2002 at St. Louis Nov. 10, 2002 New England Sept. 29, 2002 at Denver Nov. 19, 2000 at Denver Sept. 4, 1994
35	—	Philadelphia Nov. 15, 2009 at Denver Sept. 14, 2008 at Philadelphia Oct. 23, 2005 at Oakland Oct. 20, 2002

TEAM PASSING ATTEMPTS (50+)

61	—	St. Louis Sept. 20, 1987
58	—	Tennessee Oct. 3, 2004 at Denver Nov. 19, 2000
57	—	at Cleveland Sept. 7, 1981
56	—	Philadelphia Nov. 15, 2009 Indianapolis Nov. 11, 2007 Cincinnati Dec. 20, 1982
55	—	Kansas City Oct. 9, 1994
54	—	at Philadelphia Oct. 23, 2005 Jacksonville Oct. 10, 2004 at New England Oct. 14, 2001 Indianapolis Sept. 26, 1999 at Pittsburgh Jan. 15, 1995
53	—	Kansas City Jan. 2, 2005 Seattle Dec. 29, 2002 New England Sept. 29, 2002
51	—	at Cincinnati Jan. 5, 2014 Baltimore Nov. 25, 2012 at New York Giants Oct. 2, 1983 New York Jets Sept. 28, 1969
50	—	at Denver Sept. 14, 2008 Tampa Bay Dec. 12, 2004 at Buffalo Oct. 15, 2000 (OT) at Denver Nov. 17, 1985

INDIVIDUAL PASSING YARDS (400+)

462	—	Gus Frerotte (at Denver) Nov. 19, 2000
457	—	Neil Lomax (St. Louis) Sept. 20, 1987
453	—	Marc Bulger (at St. Louis) Nov. 10, 2002
450	—	Donovan McNabb (Phi.) Nov. 15, 2009
449	—	Matt Hasselbeck (Seattle) Dec. 29, 2002
444	—	Tommy Kramer (Minnesota) Oct. 11, 1981
440	—	Carson Palmer (at Cincinnati) Nov. 12, 2006
428	—	Michael Vick (at Philadelphia) Sept. 15, 2013
424	—	Jeff Hostetler (at L.A. Raiders) Oct. 31, 1993
423	—	Tom Brady (at New England) Sept. 18, 2011
417	—	Carson Palmer (at Oakland) Jan. 1, 2012
416	—	Ken Anderson (Cincinnati) Dec. 20, 1982
411	—	Bill Kenney (Kansas City) Dec. 11, 1983
404	—	Peyton Manning (Indianapolis) Sept. 26, 1999
402	—	Peyton Manning (at Ind.) Jan. 13, 2008

INDIVIDUAL PASSING ATTEMPTS (50+)

61	—	Neil Lomax (St. Louis) Sept. 20, 1987
58	—	Billy Volek (Tennessee) Oct. 3, 2004 Gus Frerotte (at Denver) Nov. 19, 2000
57	—	Brian Sipe (at Cleveland) Sept. 7, 1981

56	—	Peyton Manning (Indianapolis) Nov. 11, 2007 Ken Anderson (Cincinnati) Dec. 20, 1982
55	—	Donovan McNabb (Phi.) Nov. 15, 2009 Joe Montana (Kansas City) Oct. 9, 1994
54	—	Donovan McNabb (at Phi.), Oct. 23, 2005 Byron Leftwich (Jacksonville), Oct. 10, 2004 Tom Brady (at New England), Oct. 14, 2001 Peyton Manning (Ind.) Sept. 26, 1999 Neil O'Donnell (at Pittsburgh) Jan. 15, 1995
53	—	Trent Green (Kansas City) Jan. 2, 2005 Matt Hasselbeck (Seattle) Dec. 29, 2002 Tom Brady (New England) Sept. 29, 2002
51	—	Andy Dalton (at Cincinnati) Jan. 5, 2014 Joe Flacco (Baltimore) Nov. 25, 2012 Scott Brunner (at N.Y. Giants) Oct. 2, 1983 Joe Namath (New York Jets) Sept. 28, 1969
50	—	Jay Cutler (at Denver) Sept. 14, 2008 Brian Griese (Tampa Bay) Dec. 12, 2004 John Elway (at Denver) Nov. 17, 1985

INDIVIDUAL RECEIVING YARDS (170 YARDS+)

309	—	Stephone Paige (at Kansas City) Dec. 22, 1985
260	—	Chad Johnson (at Cincinnati) Nov. 12, 2006
210	—	Larry Brunson (at Kansas City) Nov. 10, 1974
197	—	Carlos Carson (Kansas City) Oct. 25, 1987
196	—	Marvin Harrison (Indianapolis) Sept. 26, 1999
193	—	DeSean Jackson (at Philadelphia) Sept. 15, 2013
187	—	Rod Smith (at Denver) Nov. 19, 2000
178	—	Eddie Brown (Cincinnati) Sept. 16, 1990 Steve Watson (at Denver) Sept. 27, 1981
176	—	Brian Brennan (at Cleveland) Dec. 21, 1986
174	—	Art Monk (Washington) Sept. 21, 1986
173	—	Derrick Alexander (Kansas City) Nov. 22, 1998 Todd Christensen (L.A. Raiders) Nov. 20, 1986
172	—	Pierre Garcon (at Washington) Nov. 3, 2013
171	—	Terrell Owens (San Francisco) Nov. 17, 2002 Jerry Rice (San Francisco) Nov. 27, 1988
170	—	Eric Moulds (at Buffalo) Oct. 15, 2000 (OT)

INDIVIDUAL TOUCHDOWNS—TOTAL (4+)

4	—	Harvey Williams (Oakland) Nov. 16, 1997 Daryl Turner (Seattle) Sept. 22, 1985 Marcus Allen (at L.A. Raiders) Sept. 24, 1984 Frank Jackson (Kansas City) Dec. 13, 1964
---	---	--

INDIVIDUAL RUSHING TOUCHDOWNS (3+)

3	—	Darrel Young (at Washington) Nov. 3, 2013 Adrian Peterson (at Minnesota) Nov. 4, 2007 Tatum Bell (Denver) Dec. 31, 2005 Bam Morris (Kansas City) Nov. 22, 1998 Gaston Green (at Denver) Sept. 22, 1991 Marcus Allen (at L.A. Raiders) Oct. 28, 1985 Booker Russell (at Oakland) Oct. 25, 1979 Chuck Foreman (at Minnesota) Nov. 23, 1975 Charlie Evans (at N.Y. Giants) Nov. 7, 1971
---	---	--

INDIVIDUAL TOUCHDOWN PASSES (4+)

6	—	Steve Young (San Francisco) Jan. 29, 1995
5	—	Gus Frerotte (at Denver) Nov. 19, 2000 Elvis Grbac (at Kansas City) Sept. 17, 2000 Dave Krieg (Seattle) Sept. 15, 1985 Marc Wilson (L.A. Raiders) Oct. 12, 1984
4	—	Derek Carr (at Oakland) Oct. 12, 2014 Peyton Manning (Denver) Nov. 10, 2013 Drew Brees (at New Orleans) Oct. 7, 2012 Aaron Rodgers (Green Bay) Nov. 6, 2011 Carson Palmer (at Cincinnati) Dec. 26, 2010 Brett Favre (Green Bay) Dec. 14, 2003 Jon Kitna (Cincinnati) Nov. 23, 2003 Daunte Culpepper (Minnesota) Nov. 9, 2003 Jay Cutler (at Denver) Sept. 14, 2008 Marc Bulger (at St. Louis) Nov. 10, 2002 Rich Gannon (at Oakland) Nov. 18, 2001 Kurt Warner (at St. Louis) Oct. 1, 2000

INDIVIDUAL TOUCHDOWN PASSES (4+) - (cont.)

- 4 — Jeff George (at Minnesota) Nov. 28, 1999
- Rich Gannon (at Oakland) Nov. 14, 1999
- John Elway (Denver) Nov. 29, 1998
- John Elway (at Denver) Dec. 21, 1997
- Drew Bledsoe (at New England) Aug. 31, 1997
- Dave Kreig (Seattle) Dec. 14, 1986
- Mark Malone (at Pittsburgh) Nov. 24, 1984
- Bill Kenney (Kansas City) Dec. 11, 1983
- Tommy Kramer (Minnesota) Oct. 11, 1981
- Craig Morton (at Denver) Sept. 27, 1981
- Jim Zorn (at Seattle) Nov. 27, 1977
- Len Dawson (Kansas City) Dec. 13, 1964

INDIVIDUAL TOUCHDOWN RECEPTIONS (3+)

- 4 — Jerry Rice (San Francisco) Jan. 29, 1995
- Darryl Turner (Seattle) Sept. 22, 1985
- Frank Jackson (Kansas City) Dec. 13, 1964
- 3 — Emanuel Sanders (at Denver) Oct. 23, 2014
- Demaryius Thomas (Denver) Nov. 10, 2013
- Marques Colston (at New Orleans) Oct. 7, 2012
- Plaxico Burress (at New York Jets) Oct. 23, 2011
- Chad Johnson (Cincinnati) Nov. 23, 2003
- Shannon Sharpe (Denver) Nov. 16, 2003
- Isaac Bruce (at St. Louis) Nov. 10, 2002
- Jerry Rice (at Oakland) Nov. 18, 2001
- Sylvester Morris (at K.C.) Sept. 17, 2000
- John Stallworth (at Pit.) Nov. 24, 1984
- Steve Largent (Seattle) Oct. 29, 1984
- Todd Christensen (L.A. Raiders) Dec. 1, 1983
- Gene Washington (at S.F.) Sept. 17, 1972
- Don Maynard (N.Y. Jets) Dec. 24, 1967
- Art Powell (at L.A. Raiders) Dec. 8, 1963

TEAM SACKS (6+)

- 8 — Green Bay Sept. 24, 1978
- at Washington Sept. 16, 1973
- Kansas City Dec. 8, 1968
- 7 — at St. Louis Oct. 17, 2010
- Kansas City Dec. 14, 1997
- Carolina Sept. 14, 1997
- at L.A. Raiders Oct. 18, 1987
- at Oakland Raiders Oct. 12, 1980
- 6 — Carolina Dec. 16, 2012
- Baltimore Nov. 25, 2012
- Oakland Nov. 10, 2011
- Denver Dec. 31, 2005
- Miami Oct. 27, 2003
- Pittsburgh Dec. 24, 2000
- Kansas City Nov. 26, 2000
- at Kansas City Sept. 17, 2000
- Philadelphia Oct. 18, 1998
- at Cincinnati Nov. 2, 1997
- Dallas Oct. 15, 1995
- at Kansas City Nov. 8, 1992
- at L.A. Raiders Oct. 28, 1985
- Cleveland Sept. 29, 1985
- Los Angeles Raiders Dec. 1, 1983

INDIVIDUAL SACKS (4+)

- 4.5 — Hugh Douglas (Philadelphia) Oct. 18, 1998
- 4 — Kamerion Wimbley (Oakland) Nov. 10, 2011
- Derrick Thomas (at K.C.) Nov. 8, 1992
- Al Baker (at Detroit) Oct. 22, 1978
- Wilbur Young (Kansas City) Oct. 19, 1975
- Ron Carpenter (Cincinnati) Sept. 30, 1973
- Lionel Aldridge (Green Bay) Oct. 12, 1970

INDIVIDUAL INTERCEPTIONS (3+)

- 4 — Kwamie Lassiter (at Arizona) Dec. 27, 1998
- Joe Lavender (at Washington) Dec. 7, 1980
- Vernon Perry (Houston) Dec. 29, 1979
- Willie Buchanon (Green Bay) Sept. 24, 1978
- Bobby Ply (at Dallas) Dec. 16, 1962
- 3 — Darryl Williams (at Seattle) Sept. 21, 1997
- Lloyd Burruss (at Kansas City) Oct. 19, 1986
- Kenny Easley (Seattle) Oct. 29, 1984
- Marc Murphy (Washington) Oct. 31, 1983
- Steve Foley (at Denver) Sept. 27, 1981
- Joe Lavender (at Washington) Dec. 7, 1980
- David Grayson (Oakland) Oct. 26, 1969
- David Grayson (at Oakland), Oct. 29, 1967

TOTAL FIRST DOWNS (30+)

- 34 — at Denver Sept. 14, 2008
- Seattle Dec. 29, 2002
- at Denver Nov. 19, 2000
- at Seattle Nov. 22, 1987
- 33 — Cincinnati Nov. 23, 2003
- 32 — at Pittsburgh Oct. 4, 2009
- at Cincinnati Sept. 22, 1985
- 31 — Denver Nov. 29, 1987
- 30 — at Indianapolis Dec. 26, 2004
- at New England Oct. 14, 2001
- at Denver Sept. 4, 1994
- Seattle Sept. 15, 1985

TIME OF POSSESSION (40:00)

- 48:50 — at Chicago Oct. 25, 1981 (OT)
- 44:11 — at Denver Nov. 16, 2003
- 41:52 — at Dallas Oct. 26, 1980
- 41:48 — L.A. Raiders Nov. 21, 1993
- 41:35 — at Seattle Nov. 22, 1987
- 41:19 — Denver Nov. 29, 1987
- 40:20 — at Pittsburgh Oct. 4, 2009
- 40:03 — at Washington Nov. 3, 2013
- 40:02 — Kansas City Nov. 12, 1978 (OT)