

# NEWS RELEASE

Chicago Bears Media Relations Department  
TEL 847.295.9657



Chicago Bears (3-4) at New England Patriots (5-2)  
Sunday, October 26, 2014 -- Noon CT  
Gillette Stadium (FieldTurf) -- 68,756



## THIS WEEK at PATRIOTS

The Bears (3-4) close out the first half of the regular season by hitting the road for the fifth time in the last seven weeks when they travel to New England to take on the Patriots (5-2) on Sunday, October 26.

The Bears are 3-1 on the road this season.

Chicago is 1-2 against the AFC this season, losing to the Bills (23-20 in overtime in Week 1) and Dolphins (27-14 in Week 7) at home in between defeating the New York Jets (27-19 in Week 3) on the road.

Following Sunday's contest, the Bears will have their bye weekend before traveling to Green Bay to take on the Packers on Sunday, November 9. Following that road trip, Chicago will play five of their last seven games of the regular season at home.

## CHICAGO BEARS 2014 SCHEDULE

### PRESEASON

Day	Date	Opponent	Result	Score
Fri.	Aug. 8	PHILADELPHIA EAGLES	W	34-28
Thur.	Aug. 14	JACKSONVILLE JAGUARS	W	20-19
Fri.	Aug. 22	@ Seattle Seahawks	L	6-34
Thur.	Aug. 28	@ Cleveland Browns	L	13-33

### REGULAR SEASON

Day	Date	Opponent	Result/ CT	Score/ Network
Sun.	Sept. 7	BUFFALO BILLS	L	20-23 (ot)
Sun.	Sept. 14	@ San Francisco 49ers	W	28-20
Mon.	Sept. 22	@ New York Jets	W	27-19
Sun.	Sept. 28	GREEN BAY PACKERS	L	17-38
Sun.	Oct. 5	@ Carolina Panthers	L	24-31
Sun.	Oct. 12	@ Atlanta Falcons	W	27-13
Sun.	Oct. 19	MIAMI DOLPHINS	L	14-27
Sun.	Oct. 26	@ New England Patriots	Noon	FOX
Sun.	Nov. 2	BYE WEEK		
Sun.	Nov. 9	@ Green Bay Packers	7:30 pm *	NBC
Sun.	Nov. 16	MINNESOTA VIKINGS	Noon*	FOX
Sun.	Nov. 23	TAMPA BAY BUCCANEERS	Noon*	FOX
Thur.	Nov. 27	@ Detroit Lions	11:30 am	CBS
Thur.	Dec. 4	DALLAS COWBOYS	7:25 pm	NFLN
Mon.	Dec. 15	NEW ORLEANS SAINTS	7:30 pm	ESPN
Sun.	Dec. 21	DETROIT LIONS	Noon*	FOX
Sun.	Dec. 28	@ Minnesota Vikings	Noon*	FOX

\* Game times tentative and subject to flex scheduling

## BEARS MEDIA ITINERARY

### Tuesday, October 21

No Availability

### Wednesday, October 22

8:20am..... Head Coach Bill Belichick conference call  
11:40am..... Practice open to media until team activities  
1:15pm..... Rob Gronkowski conference call  
1:50pm..... Players available off the field  
2:00pm..... Matt Forte conference call  
2:10pm..... Head Coach Marc Trestman conference call  
2:00pm..... Def. Coordinator Mel Tucker at the podium  
2:10pm..... STs Coordinator Joe DeCamillis at the podium  
2:20pm..... DE Jared Allen at the podium  
2:00pm-2:40pm..... Open Locker Room  
2:40pm..... Head Coach Marc Trestman at the podium

### Thursday, October 23

11:05am..... Practice open to media until team activities  
1:10pm..... Players available off the field  
1:20pm..... Off. Coordinator Aaron Kromer at the podium  
1:30pm..... QB Jay Cutler at the podium  
1:40pm..... RB Matt Forte at the podium  
1:20pm-2:00pm..... Open Locker Room  
2:00pm..... Head Coach Marc Trestman at the podium

### Friday, October 24

11:55am..... Practice open to media until team activities  
1:15pm..... Players available off the field  
1:15pm..... Asst. coaches available by request\*\*  
1:25pm..... Head Coach Marc Trestman off the field  
1:30pm-2:15pm..... Open Locker Room

### Saturday, October 25

Travel Day / No Availability

### Sunday, October 26

BEARS at PATRIOTS (Noon CT)

- All practices held at Halas Hall unless otherwise noted  
- Times are subject to change (All are CT)  
\*\* All assistant coach requests with topics must be made at least 24 hours prior to availability

## TELEVISION

### FOX

Play-by-Play ..... Sam Rosen  
Color Analyst ..... John Lynch  
Sideline Reporter..... Pam Oliver

### RADIO

#### WBBM Radio (780 AM & 105.9 FM)

Play-by-Play ..... Jeff Joniak  
Color Analyst ..... Tom Thayer  
Sideline Reporter..... Zach Zaidman

#### WLEY Radio (107.9 FM)

Play-by-Play ..... Andy Olivares  
Color Analyst ..... Liz Jimenez

[www.facebook.com/chicagobears](http://www.facebook.com/chicagobears)

Twitter: @chicagobears  
@chibearspromos

[www.ChicagoBears.com](http://www.ChicagoBears.com)

CHICAGO BEARS

Halas Hall 1920 Football Drive Lake Forest, IL 60045-4829

CHICAGOBEARS.COM

## THE HEAD COACHES

### CHICAGO BEARS

#### Marc Trestman

Marc Trestman is in his second season as head coach of the Chicago Bears. In 2013, under Trestman, Chicago's offense gained a franchise best 6,109 net yards. The passing offense set single-season records in gross passing yards (4,450), net passing yards (4,281), completion percentage (64.4), passing touchdowns (32) and passer rating (96.9). The Bears offense also set a franchise mark with 344 first downs and finished second in team history with 445 points (second most in the NFL in 2013). Prior to his time in Chicago, Trestman spent five seasons as a head coach in the Canadian Football League, leading the Montreal Alouettes to back-to-back Grey Cup titles (2009 and 2010) while being named the CFL's Coach of the Year in 2009. Trestman has 18 years of coaching experience in the NFL, helping his teams to eight playoff appearances, two conference championship games and a Super Bowl appearance (XXXVII as offensive coordinator of the Raiders). Under Trestman, Raiders QB Rich Gannon was named NFL MVP in 2002. Trestman also has NFL coaching experience with the Vikings, Browns, Lions, Cardinals and Dolphins and was a consultant to the Saints. Collegiately, he coached at Miami (Fla.) and NC State.

### NEW ENGLAND PATRIOTS

#### Bill Belichick

In 14 previous seasons as head coach, Belichick has led the Patriots to five AFC championships, three Super Bowl victories (tied for second most all-time) and 11 AFC East Division titles. The winningest active coach (223 overall victories: 204 regular season and 19 postseason), Belichick was hired by New England on Jan. 27, 2001. Prior to joining the Patriots, Belichick spent the previous four seasons as the assistant head coach/secondary tutor under Bill Parcells; the last three with the New York Jets (1997-99) after helping guide the Patriots to the Super Bowl following the 1996 season. After playing collegiate football for Wesleyan University in Connecticut, Belichick earned his first coaching position as a special assistant with the Baltimore Colts in 1975. He followed with stints at Detroit (1976-77) and Denver (1978) before beginning a 12-year stay with the New York Giants from 1979-90. Belichick was named the Giants' defensive coordinator in 1985 and helped lead the team to a pair of Super Bowl wins in 1986 and 1990. He was rewarded the following season with his first head coaching position, leading the Cleveland Browns from 1991-95 before joining the Patriots for a one-year stint in 1996.

## HEAD COACH COMPARISON

CHICAGO		NEW ENGLAND	
<u>Marc Trestman</u>		<u>Bill Belichick</u>	
11-12 (.478)	Regular Season Record (pct.)	204-107 (.656)	
0-0	Playoff Record	19-9	
2nd	Years as NFL head coach	20th	
2nd	Years as team's head coach	15th	
0-0	Career Head-to-Head	0-0	
0-0	Career vs. Team	4-1	

## IMPORTANT NFL DATES

### REGULAR SEASON

Oct. 28 .....	Trade Deadline
Jan. 3-4, 2015 .....	AFC-NFC Wild Card Playoffs
Jan. 10-11 .....	AFC-NFC Divisional Playoffs
Jan. 18 .....	AFC-NFC Championship Games
Jan. 25 .....	Pro Bowl; Glendale, AZ
Feb. 1 .....	Super Bowl XLIX; Glendale, AZ

## QUICK FACTS

### CHICAGO BEARS -- NFC NORTH DIVISION

Team Colors: Navy Blue, Orange and White  
1920 Football Drive, Lake Forest, IL 60045

Telephone: (847) 295-6600

Official website: [www.ChicagoBears.com](http://www.ChicagoBears.com)

Facebook: [www.facebook.com/chicagobears](http://www.facebook.com/chicagobears)

Twitter: @chicagobears & @chibearspromos

Head Coach.....	Marc Trestman
Asst Head Coach/Special Teams Coordinator ..	Joe DeCamillis
Offensive Coordinator.....	Aaron Kromer
Defensive Coordinator.....	Mel Tucker
Tight Ends .....	Andy Bischoff
Quarterbacks.....	Matt Cavanaugh
Defensive Quality Control.....	Sean Desai
Wide Receivers .....	Mike Groh
Defensive Quality Control.....	Chris Harris
Linebackers .....	Reggie Herring
Defensive Backs.....	Jon Hoke
Assistant Defensive Line .....	Clint Hurt
Offensive Line.....	Pat Meyer
Offensive Quality Control.....	Brendan Nugent
Defensive Line.....	Paul Pasqualoni
Running Backs .....	Skip Peete
Assistant Special Teams.....	Dwayne Stukes
Offensive Quality Control.....	Carson Walch
Strength and Conditioning Coordinator .....	Mike Clark
Strength and Conditioning Coach.....	Jim Arthur

### NEW ENGLAND PATRIOTS - AFC EAST DIVISION

Team Colors: Blue, Red, Silver and White

One Patriot Place; Foxborough, MA; 02035

Telephone: (508) 543-8200

[www.patriots.com](http://www.patriots.com)

Head Coach.....	Bill Belichick
Offensive Coordinator/Quarterbacks .....	Josh McDaniels
Defensive Coordinator.....	Matt Patricia
Special Teams .....	Scott O'Brien
Offensive Line.....	Dave DeGuglielmo
Cornerbacks .....	Josh Boyer
Running Backs .....	Ivan Fears
Defensive Line.....	Patrick Graham
Safeties.....	Brian Flores
Wide Receivers .....	Chad O'Shea
Strength and Conditioning.....	Harold Nash
Assistant Strength and Conditioning .....	Moses Cabrera
Offensive Coaching Assistant.....	Brian Daboll
Defensive Assistant .....	Brendan Daly
Coaching Assistant.....	Steve Belichick
Assistant Special Teams.....	Joe Judge
Coaching Assistant.....	Jerry Schuplinski

## BEARS-PATRIOTS CONNECTIONS

**Bears who are former Patriots:** Quarterbacks coach Matt Cavanaugh was a second-round selection (50th overall) of the Patriots in 1978. He appeared in 40 games (15 starts) with the team from 1979-82, completing 206-of-385 attempts for 3,018 yards, 19 touchdowns and 23 interceptions.

- DE Trevor Scott spent the 2012 season with the Patriots, appearing in 14 games with 2 starts, recording 11 tackles and 3 sacks with 1 forced fumble.

- K Robbie Gould entered the NFL with New England in 2005 as an undrafted free agent, spending that preseason with the club.

- S Shamuel Gary entered the NFL with New England this season as an undrafted free agent, spending preseason with the club.

**Patriots who are former Bears:** Running backs coach Ivan Fears was the Bears receivers coach from 1993-98.

**Bears coaches-Patriots coaches:** Chicago quarterbacks coach Matt Cavanaugh was a quarterback with the Giants in 1990 when New England head coach Bill Belichick was New York's defensive coordinator/secondary coach.

- Cavanaugh was the quarterbacks coach with the Jets in 2012 when Patriots offensive line coach Dave DeGuglielmo held the same title with New York.

- DeGuglielmo was the offensive line coach with the Dolphins in 2009 when Chicago defensive line coach Paul Pasqualoni was the defensive coordinator in Miami.

- Pasqualoni was the head coach at Syracuse when defensive coordinator Matt Patricia was a graduate assistant for the Orangemen from 2001-03.

- Bears defensive coordinator Mel Tucker and Patriots tight ends coach Brian Daboll were both graduate assistant coaches at Michigan State in 1998.

- Chicago wide receivers coach Mike Groh was an offensive graduate assistant at Alabama in 2009 and the Tide's wide receivers coach in 2011 when New England assistant special teams coach Joe Judge was the school's football analyst/special teams assistant.

- Bears running backs coach Skip Peete was a graduate assistant at Pittsburgh in 1988 before being named wide receivers coach in 1989 when Patriots special teams coach Scott O'Brien was the Panthers special teams coach.

**Bears players-Patriots coaches:** Chicago WR Brandon Marshall hauled in 81 receptions for 1,214 yards and 6 TDs in 2011 when Patriots tight ends coach Brian Daboll was the Dolphins offensive coordinator.

- Patriots offensive line coach Dave DeGuglielmo was also in Miami during Marshall's two seasons with the Dolphins (2010-11).

- DeGuglielmo moved on to coach the Jets offensive line in 2012 when Bears G Matt Slauson was a starter for New York.

- Daboll was the offensive coordinator of the Chiefs in 2012 when Bears WR Josh Bellamy was in his rookie season in Kansas City.

- Chicago DE Jared Allen was with the Vikings when New England defensive assistant Brendan Daly was Minnesota's defensive assistant/defensive line coach (2008, '12-13).

*(Continued on next page)*

## HEAD-TO-HEAD COMPARISON

2014 REGULAR SEASON

CHICAGO (NFL Rank)	NEW ENGLAND (NFL Rank)
22.4 (18th)	Points Scored .....26.7 (7th)
349.3 (17th)	Total Offense .....345.4 (18th)
95.3 (24th)	Rushing Offense ....103.3 (20th)
254.0 (10th)	Passing Offense ... 242.1 (15th)
24.4 (22nd)	Points Allowed .... 22.0 (T-12th)
356.0 (17th)	Total Defense .....334.3 (12th)
108.4 (14th)	Rushing Defense ....126.3 (24th)
247.6 (T-19th)	Passing Defense .... 208.0 (1st)
-1 (T-19th)	Turnover Ratio ..... +9 (2nd)

## BEARS-PATRIOTS SCORES

### VS. NEW ENGLAND PATRIOTS

**W - 4 L - 8 T - 0**

1973 — Patriots, 13-10 (S)  
 1979 — Patriots, 27-7 (S)  
 1982 — BEARS, 26-13 (S)  
 1985 — BEARS, 20-7 (S);  
               BEARS, 46-10 (NO) SB XX  
 1988 — Patriots, 30-7 (NE)  
 1994 — Patriots, 13-3 (S)  
 1997 — Patriots, 31-3 (NE)  
 2000 — BEARS, 24-17 (S)  
 2002 — Patriots, 33-30 (IL)  
 2006 — Patriots, 17-13 (GI)  
 2010 — Patriots, 36-7 (S)

#### KEY:

S = Soldier Field; Chicago, IL  
 NO = Superdome; New Orleans  
 NE = Foxboro Stadium; MA  
 IL = University of Illinois;  
 Champaign, IL  
 GI = Gillette Stadium; Foxboro, MA  
 SB XX = Super Bowl XX

## BEARS-PATRIOTS SERIES

**THE SERIES:** Chicago and New England have met only 12 times in team history with the Patriots holding a 8-4 advantage.

That total includes one playoff game, when the Bears met New England in Super Bowl XX following the 1985 season and Chicago earned a 46-10 victory. The Patriots have triumphed in eight of 11 regular season meetings, including the first two meetings between the teams -- 13-10 in 1973 and 27-7 in 1979. In the 80's Chicago garnering two of their three regular-season wins in the all-time series with a 26-13 victory in 1982 and a 20-7 win in 1985, a Week Two match-up that proved to be a preview of Super Bowl XX. The Patriots then won the next three games in the series in 1988 (30-7), 1994 (13-3) and 1997 (31-3). The Bears took a 2000 match-up, 24-17, before the Patriots won the last three meetings in 2002 (33-30), 2006 (17-13) and 2010 (36-7).

### NFC NORTH STANDINGS 2014 Regular Season Standings

Team	W	L	Pct.	PF	PA	Home	Away	Div	Streak
Detroit	5	2	.714	140	105	3-1	2-1	2-0	Won 2
Green Bay	5	2	.714	199	147	3-0	2-2	2-1	Won 4
CHICAGO	3	4	.429	157	171	0-3	3-1	0-1	Lost 1
Minnesota	2	5	.286	120	160	1-2	1-3	0-2	Lost 3

## BEARS-PATRIOTS CONNECTIONS (Cont.)

Bears players-Patriots coaches (continued): Patriots wide receivers coach Chad O'Shea was also on the Vikings coaching staff in Allen's first season in Minnesota (2008) after also being with Allen in Kansas City from 2004-05.

Chicago QB Jimmy Clausen was in his freshman and sophomore seasons at Notre Dame when New England linebackers coach Patrick Graham was a graduate assistant for the Fighting Irish.

- Patriots offensive coordinator/quarterbacks coach Josh McDaniels was head coach of the Broncos in 2009, when Marshall had 101 catches for 1,120 yards and 10 touchdowns in Denver.
- Marshall and QB Jay Cutler were both in Denver when New England special teams coach Scott O'Brien was the Broncos special teams coordinator in 2007-08.
- Bears LB Khaseem Greene and Patriots coaching assistant Steve Belichick were teammates at Rutgers in 2011.

Bears coaches-Patriots players: Patriots WR Danny Amendola entered the NFL in 2008 with the Cowboys spending the entire season on the Dallas practice squad when Bears running backs coach Skip Peete and linebackers coach Reggie Herring both held the same titles with the Cowboys.

- New England DE Rob Ninkovich spent the beginning of the 2008 season on the Dolphins practice squad and was active for one contest when Chicago defensive line coach Paul Pasqualoni was Miami's defensive coordinator.
- Ninkovich spent the last month of the 2008 season on New Orleans active roster when Bears offensive coordinator Aaron Kromer was the Saints running backs coach.

Bears players-Patriots players (NFL ties): Chicago S Brock Vereen is the younger brother of New England RB Shane Vereen.

- Bears QB Jimmy Clausen and Patriots WR Brandon LaFell were teammates in Carolina from 2010-13.
- Chicago DE Trevor Scott and New England CB Darrelle Revis and TE Tim Wright were all teammates in Tampa Bay in 2013.
- Bears G Matt Slauson and Revis were Jets teammates from 2009-12.

Patriots with connections to Illinois: QB Jimmy Garoppolo is from Arlington Heights, attending Rolling Meadows High School and playing collegiately at Eastern Illinois.

- TE Michael Hoomanawanui is from Bloomington, attending Central Catholic High School and playing collegiately at Illinois.
- DB Tavon Wilson played collegiately at Illinois.
- DL Zach Moore is from Chicago and attended Simeon Academy.
- DE Rob Ninkovich is from Blue Island, attending Lincoln-Way East High School (Frankfort) before going to Lincoln-Way Central High School (New Lenox).

Bears with connections to New England: CB Al Louis-Jean is from Brockton, Mass. and played collegiately at Boston College.

- LS Jeremy Cain played collegiately at UMass.
- Defensive quality control coach Sean Desai coached at Boston College in 2012.

## BEARS MEDIA EXTRANET

**Chicago Bears Media Extranet:** The Chicago Bears media-only extranet site is on-line at <http://media.chicagobears.com> (no log-in required) and provides media with the most up-to-date information concerning the news of the Chicago Bears Football Club.

Members of the media will have access to a PDF version of nearly every document that is produced and disseminated by the Chicago Bears Media Relations department, including press releases, game books, daily news clips, updated rosters, team and individual statistics and other types of information. During the season the site will be the first place that media members will be able to access the weekly game release, injury report and several other documents. If you have any questions about how to better use the Chicago Bears media extranet, please contact team media relations coordinator, Mike Corbo, at (847) 739-5224 or [mike.corbo@bears.nfl.com](mailto:mike.corbo@bears.nfl.com).



## LAST GAME vs. PATRIOTS

**New England 36, Chicago 7**  
**Sunday, December 12, 2010 -- Soldier Field**

CHICAGO - New England surged to a 33-0 halftime lead by scoring 26 second-quarter points en route to a 36-7 rout.

The 33-point halftime deficit was the largest in the Bears history. The Patriots outgained the Bears 475-185 in the game and 273-33 in the first half. New England also held decisive advantages in takeaways (4-0), first downs (27-12) and time of possession (39:41-20:19). Chicago gave up touchdowns on offense and defense.

After forcing a three-and-out on the game's opening drive, the Bears allowed the Patriots to score three touchdowns and three field goals on their next six possessions stretching into the third quarter.

Patriots QB Tom Brady led the onslaught, completing 27 of 40 passes for 369 yards with two touchdowns and no interceptions to compile a 113.4 passer rating. The Patriots already led 27-0 when he tossed a 59-yard touchdown pass to WR Deion Branch down the left sideline on the final play of the first half.

The Patriots had taken a 14-0 lead on Brady's 7-yard touchdown pass to TE Rob Gronkowski and RB Danny Woodhead's three-yard run, capping drives of 85 and 87 yards, respectively.

New England then scored its second touchdown in 20 seconds as CB Devin McCourty forced a Johnny Knox fumble that LB Gary Guyton returned 35 yards for a score, widening the margin to 21-0.

Shayne Graham field goals of 30 and 25 yards made it 27-0 before Brady connected with Branch on the final play of the half. Graham missed the extra point, but the Patriots still led 33-0 at halftime.

After Graham's 29-yard field goal made it 36-0 on the Patriots' opening drive of the second half, RB Chester Taylor scored the Bears' only touchdown on a one-yard run midway through the third quarter. The Bears touchdown was set up by a 61-yard kickoff return by Devin Hester to the New England 35. During the touchdown drive QB Jay Cutler connected with RB Matt Forte on third-and-seven for a 30 yard gain to the Patriots 2.

Cutler completed 12 of 26 passes for 152 yards with two interceptions for the Bears.

## BOX SCORE

### Patriots 36, Bears 7

Soldier Field (62,347)  
 Sunday, December 12, 2010

NEW ENGLAND	7	26	3	0	36
CHICAGO	0	0	7	0	7

**PATRIOTS** – R. Gronkowski 7 pass from T. Brady (S. Graham kick) (12-85, 5:16). **PATRIOTS** – D. Woodhead 3 run (S. Graham kick) (11-87, 4:44). **PATRIOTS** – G. Guyton 35 fumble return (S. Graham kick). **PATRIOTS** – S. Graham 30 FG (7-18, 3:33). **PATRIOTS** – S. Graham 25 FG (4-2, 1:01). **PATRIOTS** – D. Branch 59 pass from T. Brady (kick failed) (5-80, 1:38). **PATRIOTS** – S. Graham 29 FG (7-52, 2:55). **BEARS** – C. Taylor 1 run (R. Gould kick) (6-35, 2:13).

	PATRIOTS	BEARS
First downs	27	12
Total net yards	475	185
Rushes-yards	35-124	14-47
Att-comp-net	40-27-351	26-12-138
Times thrown-yds lost	3-18	2-14
Int-TDs	0-2	2-0
Punts - avg	2-35.5	5-32.2
Penalties-yards	4-43	4-30
Fumbles-lost	0-0	4-2
Time of possession	39:41	20:19

#### RUSHING

**PATRIOTS** – B. Green-Ellis 21-87; D. Woodhead 7-21, TD; F. Taylor 3-16; S. Morris 1-2; B. Hoyer 3-(-2).  
**BEARS** – M. Forte 9-25; J. Cutler 2-21; C. Taylor 3-1, TD.

#### RECEIVING

**PATRIOTS** – D. Branch 8-151, TD; W. Welker 8-115; R. Gronkowski 5-43, TD; B. Tate 2-40; A. Hernandez 2-19; D. Woodhead 2-1.  
**BEARS** – E. Bennett 3-53; M. Forte 2-36; D. Hester 2-17; J. Knox 2-16; D. Aromashodu 1-16; C. Taylor 1-8; G. Olsen 1-6.

#### PASSING

**PATRIOTS** – T. Brady 40-27-369, 2 TDs.  
**BEARS** – J. Cutler 26-12-152, 2 INTs.

#### PUNT RETURNS

**PATRIOTS** – J. Edelman 2-43.  
**BEARS** – D. Hester 1-17.

#### KICKOFF RETURNS

**PATRIOTS** – S. Morris 1-18.  
**BEARS** – D. Manning 4-124; D. Hester 2-74; R. Davis 1-(-2).

#### INTERCEPTIONS

**PATRIOTS** – G. Guyton 1-13; B. Meriweather 1-0.  
**BEARS** – None.

#### SACKS

**BEARS** – E. Moore 1-10; G. Warren 1-4.  
**DOLPHINS** – A. Adams 1-8; J. Pepper 1-8; B. Urlacher 1-2.

## BEARS ONE-LINERS: OFFENSE

### OFFENSIVE COORDINATOR AARON KROMER

Quality control coaches: Brendan Nugent & Carson Walch

#### QUARTERBACKS (2) - Coach Matt Cavanaugh

Jay Cutler (NFL Career): In ninth NFL season having started all 111 games played with Denver (2006-08) and Chicago (2009-14), completing 2,197-of-3,573 pass attempts (61.5 percent) for 25,803 yards, 169 touchdowns and 119 interceptions for a QB rating of 85.3.

- Has added 1,331 rushing yards and 7 touchdowns on 309 career carries (4.3 ypc).

- Pro Bowl selection after 2008 season

- 6-time team captain with Denver (2008) and Chicago (2009-13) [Bears announced they would name weekly captains for 2014 season]

(Bears Career): In sixth season in Chicago as franchise leader in career passer rating (84.4), completions (1,435), attempts (2,353), passing yards (16,779), passing yards per game (226.7) and 300-yard passing games (11).

- Also ranks second in completion percentage (61.0) and passing touchdowns (115) in 74 starts.

- Signed seven-year contract with the Bears in January.

(2014 Season): Started first 7 weeks of the season connecting on 177 passes on 263 attempts (67.3 percent) for 1,866 yards, 14 TDs and 7 INTs to compile a 94.4 passer rating.

- Has added 97 rushing yards and 1 touchdown on 24 carries (4.0 ypsc).

- 2014 NFL Ranks: tied-for-3<sup>rd</sup> in attempts, 4<sup>th</sup> in completions, tied-for-5<sup>th</sup> in TD passes, 6<sup>th</sup> in passing yards and completion percentage and 12<sup>th</sup> in passer rating.

Jimmy Clausen (NFL Career): In fifth NFL season having completed 158-of-300 passes (52.7 percent) for 1,567 yards, 3 touchdowns and 9 interceptions in 14 appearances (10 starts) with Carolina (2010-13) and Chicago (2014).

- Has added 57 rushing yards on 23 carries (2.5 ypc).

(Bears Career): This is his first season with Chicago after signing one-year contract on June 5.

(2014 Season): Saw first NFL action since 2010, completing only pass attempt for 9 yards, in Week 4 vs. Green Bay. DNP Weeks 1-3 and 5-7.

#### RUNNING BACKS/FULL BACKS (3) - Coach Skip Peete

Matt Forte (NFL Career): In seventh NFL season, all with Chicago, ranking 2<sup>nd</sup> in Bears history in yards from scrimmage (10,469) and rushing yards (7,114 on 1,662 attempts) and 5<sup>th</sup> in rushing touchdowns (38) and tied-for-5<sup>th</sup> in overall touchdowns (52).

- Ranks 2<sup>nd</sup> in franchise history in catches (393) and 10<sup>th</sup> in receiving yards (3,355, second most by a running back in Bears annals).

- Two-time Pro Bowl selection (2011 and 2013 seasons).

- NFL Ranks since entering league in 2008: 1<sup>st</sup> in yards from scrimmage, 2<sup>nd</sup> in games with 150 or more yards from scrimmage (21), 3<sup>rd</sup> in rushing yards, 1<sup>st</sup> among RBs in receptions, 2<sup>nd</sup> in receiving yards among RBs and tied-for-3<sup>rd</sup> in receiving TDs among RBs.

- Entering 2014, one-of-three players in NFL history to have 1,400-plus yards from scrimmage in each of his first 6 seasons (Curtis Martin and LaDainian Tomlinson).

(2014 Season): Started first 7 weeks of the season totaling 884 yards (448 rushing yards 111 carries; 436 receiving yards on 52 receptions) with 5 total TDs (3 rushing and 2 receiving).

- 2014 NFL Ranks: 1<sup>st</sup> overall in receptions, 3<sup>rd</sup> in yards from scrimmage; 5<sup>th</sup> in rushing yards; 1<sup>st</sup> among RBs in receiving yards.

- Only player in the NFL with 400 rushing yards and 400 receiving yards in 2014.

- Became second player in team history and 92<sup>nd</sup> player in NFL history to surpass 10,000 career yards from scrimmage in Week 4 vs. GB (Chris Johnson became 93<sup>rd</sup> player in NFL history to reach mark later in the season).

- Became 20<sup>th</sup> player in NFL history to reach 7,000 career rushing yards and 3,000 career receiving yards in Week 6 at Atlanta. Tied Hall of Famer Marshall Faulk for the 2<sup>nd</sup> fastest to reach the feat (97 gms). HOFer Thurman Thomas was the fastest (92 games).

Ka'Deem Carey (NFL Career): In his rookie season after being selected by the Bears in the fourth round (117<sup>th</sup> overall) in the 2014 NFL Draft.

(2014 Season): Has appeared in all 7 contests, taking 22 carries for 97 yards (4.4 ypc).

(Collegiate Career): Started 24-of-36 games played at Arizona (2011-13) rushing for 4,239 yards and 48 touchdowns on 743 carries (5.7 ypc).

- Added 679 receiving yards and four touchdowns on 77 receptions (8.8 ypr) and 565 yards on 27 kickoff returns (20.9 ypr).

- Pac-10 offensive player of the year in 2013, whose 48 career rushing TDs rank 2<sup>nd</sup> in FBS history behind the 49 by Wisconsin's Montee Ball.

Senorise Perry (NFL Career): Signed with the Bears as an undrafted rookie free agent out of Louisville this offseason.

(2014 Season): Has appeared on special teams in each of the first 7 weeks of the season with 2 kickoff returns for 42 yards, a team-high 6 special teams tackles and a forced fumble on special teams.

(Collegiate Career): Rushed for 1,409 yards and 18 TDs on 289 carries (4.9 avg) and had 36 receptions for 359 yards and 1 TD at Louisville

- Also spent time as a kick returner, recording 22 returns for 513 yards (23.3 ypr).

---

**BEARS ONE-LINERS: OFFENSE (cont.)**

---

**WIDE RECEIVERS (5) - Coach Mike Groh**

Brandon Marshall (NFL Career): In ninth NFL season, hauling in 743 receptions for 9,399 yards (12.7 ypc) with 62 touchdowns.

- NFL Ranks since entering league in 2006: 3<sup>rd</sup> in receptions and 5<sup>th</sup> in receiving yards and receiving touchdowns.
- Only player in the NFL to have over 1,000 yards receiving in each of the previous seven years (2007-13) and the only player to have 80-plus receptions in each of the previous seven seasons.
- Five-time Pro Bowler (2008, '09, '11-'13 seasons)

(Bears Career): In his third year in Chicago with 249 receptions, 3,152 receiving yards and 28 touchdowns.

- NFL Ranks since joining team in 2012: 2<sup>nd</sup> in receptions, 5<sup>th</sup> in receiving yards and tied-for-3<sup>rd</sup> in TD receptions.
- 14 100-yard receiving games as a Bear (3<sup>rd</sup> in NFL since 2012).
- Bears All-Time Ranks: 9<sup>th</sup> in receptions, 13<sup>th</sup> in receiving yards and 7<sup>th</sup> in receiving touchdowns.
- Owns franchise single-season receiving marks in receptions (118) and receiving yards (1,508) both set in 2012.

(2014 Season): Started Weeks 1-7 hauling in 31 receptions for 349 yards (11.3 ypc) and 5 touchdowns.

- 2014 NFL Ranks: Tied-for-8<sup>th</sup> in touchdown receptions.
- Tied a career high with 3 touchdown receptions in Week 2 at San Francisco (set on November 4, 2012).
- Had first 100-yard receiving game of the season in Week 6 at Atlanta (113 yards).

Alshon Jeffery (NFL Career): In third NFL season, all with Chicago, hauling in 146 receptions for 2,292 yards and 12 TDs.

- Has 7 career 100-yard receiving games.
- Has added 130 rushing yards on 21 carries (6.2 ypc).
- Earned first Pro Bowl nod and named PFWA's Most Improved Player after 2013 season
- Finished sixth in the NFL with 1,421 receiving yards in 2013, the second most in single-season franchise history.

(2014 Season): Started Weeks 1-7, grabbing 33 receptions for 504 yards (15.3 ypr) and 2 TDs, while adding 25 rushing yards on 5 carries.

- 2014 NFL Ranks: 11<sup>th</sup> in receiving yards.
- Recorded two 100-yard receiving games this season: Week 3 at NYJ (105 yards) and Week 6 at ATL (136 yards).

Josh Morgan (NFL Career): In seventh NFL season, appearing in 85 games with 59 starts for San Francisco (2008-11) and Washington (2012-13) and Chicago (2014), hauling in 204 receptions for 2,524 yards (12.4 ypc) and 12 touchdowns.

(Bears Career): Is in first season with the team after signing 1-year contract with Bears on April 21.

(2014 Season): Appeared in 6 games with 5 starts, hauling in 5 receptions for 36 yards and 1 TD. Inactive Week 2 due to a groin injury.

Santonio Holmes (NFL Career): In ninth NFL season pulling in 388 receptions for 6,019 yards (15.5 ypc) and 36 touchdowns while appearing in 110 games (91 starts) with the Steelers (2006-09), Jets (2010-13) and Bears (2014).

- Super Bowl XLIII MVP as a member of the Steelers.
- Has added 73 punt returns for 576 yards and 1 TD and 18 kickoff returns for 436 yards.

(Bears Career): In first season with the team after signing 1-year deal on August 16

(2014 Season): Has appeared in each of the first 7 contests, with 2 starts (Weeks 2-3), grabbing 7 receptions for 56 yards.

- Has added 7 punt returns for 40 yards (5.7 ypr) with a long of 22 yards.

Chris Williams (NFL Career): In second season with the Bears after being signed off the Saints practice squad in Week 17 of 2013.

- Also spent time on practice squads of Cleveland (2009) and New Orleans (2013) after entering NFL in 2009 with Miami.

(2014 Season): Has appeared in his first 4 NFL regular season contests, returning 6 kickoffs for 155 yards (25.8 ypr).

(CFL Career): Grabbed 153 receptions for 2,362 yards and 17 touchdowns in two seasons (2011-12) with the Hamilton Tiger-Cats.

- Added 12 kickoff returns for 252 yards and a TD and 90 punt returns for 1,198 yards and 5 TDs.

**TIGHT ENDS (2) - Coach Andy Bischoff**

Martellus Bennett (NFL Career): In eighth NFL season with 246 receptions for 2,653 yards (10.8 ypr) and 18 touchdowns in 99 contests including 68 starts with Dallas (2008-11), the N.Y. Giants (2012) and Chicago (2013-14).

(Bears Career): Is in second season with Chicago, appearing in all 23 games (21 starts) with 106 receptions, 1,181 receiving yards and 9 touchdowns.

- 65 receptions in 2013 were second most in Bears franchise history among tight ends and his 759 receiving yards were sixth most.

(2014 Season): Has appeared in all 7 contests with 6 starts, hauling in 41 receptions for 422 receiving yards and 4 touchdowns.

- Ranks among NFL tight ends in 2014: Receptions (Tied-for-1<sup>st</sup>), receiving yards (3<sup>rd</sup>), receiving touchdowns (tied-for-5<sup>th</sup>).
- Overall NFL Ranks in 2014: Receptions (tied-for-9<sup>th</sup>), receiving yards (24<sup>th</sup>), receiving touchdowns (tied-for-15<sup>th</sup>).
- According to STATS, ranks 3<sup>rd</sup> among TEs in 2014 with 197 Yards After Catch behind Greg Olsen (213) and Travis Kelce (207).

## BEARS ONE-LINERS: OFFENSE (cont.)

Dante Rosario (NFL Career): In eighth NFL season having appeared in 113 games including 29 starts with multiple teams, recording 108 receptions for 1,183 yards (11.0 ypr) and 8 touchdowns.

(Bears Career): Is in second season with Chicago after being acquired in a trade with the Dallas Cowboys at the start of the 2013 season, appearing in 22 games with 3 starts for the Bears, hauling in 9 receptions for 77 yards.

(2014 Season): Has hauled in 8 receptions for 64 yards in 7 games played.

### OFFENSIVE LINE (9) - Coach Pat Meyer

Roberto Garza (NFL Career): In 14<sup>th</sup> NFL season having started 167-of-197 regular season games played with Atlanta (2001-04) and Chicago (2005-14), playing each of the interior offensive line spots.

(Bears Career): In 10<sup>th</sup> season with Chicago and fourth as the anchor of the Bears offensive line at center

- Has appeared in 145 regular season contests with 136 starts as a member of the Bears.

- Started 51 regular season games at center since taking over the position for Chicago in 2011.

- Served as an offensive captain from 2011-13 [Bears announced they would name weekly captains for 2014 season].

(2014 Season): Started 3 contests at center (Games 1 & 6-7); missed Games 2-5 due to an ankle injury.

Jermion Bushrod (NFL Career): In eighth NFL season having started 83-of-87 games played.

- Two-time Pro Bowler (2011-12) at left tackle and starting left tackle during Saints 2009 Super Bowl season.

- While a starter, his respective team has ranked in the top five in the NFL for fewest sacks allowed each season (2009-13), entering 2014.

(Bears Career): Is in second season with Chicago, starting 21 games at LT.

(2014 Season): Started 5 contests at LT (Games 1-4 and 7) while being inactive in Games 5-6 due to knee/ankle injuries.

Matt Slauson (NFL Career): In sixth NFL season appearing in 71 games (68 starts) with the New York Jets (2009-12) and Bears (2013-14).

- Has helped pave way for a 1,000-yard rusher in three of his four seasons as a starter entering 2014 season.

(Bears Career): Returns for second season in Chicago signing a 4-year contract this offseason after playing on a 1-year deal in 2013.

- Started 20 games with the Bears at LG.

(2014 Season): Started 4 contests (Games 1 & 5-7) at LG; missed Games 2-4 due to an ankle injury.

Jordan Mills (NFL Career): In second NFL season starting all 23 games at RT.

- Fifth-round selection (163<sup>rd</sup> overall) in 2013.

(2014 Season): Started Games 1-7 at RT.

Kyle Long (NFL Career): In second NFL season starting all 23 games at RG.

- Earned Pro Bowl nod after 2013 rookie season.

- First-round selection (20<sup>th</sup> overall) in 2013.

(2014 Season): Started Games 1-7 at RG.

Michael Ola (NFL Career): Is in first NFL season after spending two seasons in the CFL.

(2014 Season): Has appeared in 6 games, with 5 starts (Weeks 2-4 at LG for Matt Slauson, who was out due to injury, and Weeks 5-6 at LT for Jermion Bushrod, who was out due to injury); Did not play in Week 7.

(CFL Career): Spent 2012-13 with the Montreal Alouettes starting 21 games and a playoff contest.

Brian de la Puente (NFL Career): Started 48-of-53 games in New Orleans (2011-13) and Chicago (2014), with all 48 starts coming at center.

- Entered NFL in 2008, also seeing time on practice squads of K.C. (2008) and Seattle (2009 and 2010) and 2010 offseason in San Francisco

(Bears Career): Is in first season with the team after signing a 1-year deal in April.

(2014 Season): Appeared in 5 games with 4 starts (Weeks 2-5 at C for an injured Roberto Garza); DNP Weeks 6-7.

Charles Leno, Jr. (NFL Career): Selected by the Bears in the seventh round (246<sup>th</sup> overall) of the 2014 NFL Draft out of Boise State.

(2014 Season): Inactive in Games 1-5 & 7; DNP in Game 6.

(Collegiate Career): Saw action in 49 contests, starting 13 contests at right tackle and 26 at left tackle.

- Earned first-team all-Mountain West honors as a senior.

Eben Britton (NFL Career): In sixth NFL season appearing in 56 contests with 34 starts for Jacksonville (2009-12) and Chicago (2013-14).

- Britton started 23 games at right tackle, 7 contests at left guard and 4 as a sixth eligible lineman.

(Bears Career): In second season with the Bears, appearing in 19 games with 4 starts as a sixth eligible lineman.

(2014 Season): Seen action in the last 6 contests as a sixth eligible lineman.



---

**BEARS ONE-LINERS: DEFENSE**

---

**DEFENSIVE COORDINATOR MEL TUCKER**

Quality control coaches: Sean Desai & Chris Harris

**DEFENSIVE LINE (9) - Coach Paul Pasqualoni / Assistant Clint Hurtt**

Jared Allen (NFL Career): In 11<sup>th</sup> season leading the league with 130 sacks since entering NFL in 2004.

- Five-time Pro Bowler (2007-12) and four-time All Pro (2007-09 and '11)
- Entering 2014, has recorded seven consecutive double-digit sack seasons (2007-13), which is tied for the third-longest streak in NFL history.
- Has eight total double-digit sack seasons during NFL career (2005 & '07-13).
- Started 157-of-163 games played with the Chiefs (2004-07), Vikings (2008-13) and Bears (2014), recording 586 tackles, 5 interceptions, 52 pass break ups, 30 forced fumbles and 17 fumble recoveries.
- Is tied for the NFL record with 4 career safeties.
- Led NFL in sacks in 2007 (15.5) and 2011 (22 - tied for second most in NFL single-season history) and finished second in 2009 (14.5).

(Bears Career): In first season with the Bears after agreeing with the team on a 4-year contract on March 26.

(2014 Season): Started 6 games, recording 28 tackles - including 1.5 sacks and 2 additional TFLs - 1 FF, 1 PBU and 14 QB pressures.

- Missed Week 4 vs. GB due to illness.

Lamar Houston (NFL Career): In fifth NFL season, playing in 71 games (never missing a contest) with 67 starts with Oakland (2010-13) and Chicago (2014), collecting 246 tackles, 16 sacks, 38 TFLs, 4 forced fumbles, 7 opponent fumble recoveries and 1 interception.

- Led Raiders with 6 sacks in 2013, while serving as a team captain, and his 16 sacks from 2010-13 tied for the Oakland-team lead.

(Bears Career): In first season with the Bears after agreeing with the team on a 5-year deal on March 11.

(2014 Season): Has started first 7 contests, collecting 8 tackles, 14 QB pressures, 1 fumble recovery and 1 pass break-up.

- Has added a blocked field goal on special teams in Week 7 versus Miami.

Willie Young (NFL Career): Totaled 111 tackles, 13 sacks, 8 PBUs, 13 TFLs, 1 FF and 2 FRs in 55 career games, including 16 starts, with the Detroit Lions (2010-13) and Chicago Bears (2014).

(Bears Career): In first season with the Bears after agreeing with the team on a 3-year deal on March 13.

(2014 Season): Has appeared in 7 games with 1 start recording 39 tackles - including 7 sacks and 2 additional TFLs - his first career forced fumble, 1 pass break-up and 3 QB pressures.

- His 7 sacks are tied-for-2<sup>nd</sup> in the NFL this season. Had 6 sacks total in previous 4 NFL seasons (2010-13) with Detroit entering 2014.
- Has added a blocked field goal on special teams (Week 4 vs. Green Bay).

Trevor Scott (NFL Career): In seventh NFL season, tallying 94 tackles, 16.5 sacks, 21 TFLs and 2 forced fumbles; adding 21 special teams stops in 81 games played (18 starts) with Oakland (2008-11), New England (2012), Tampa Bay (2013) and Chicago (2014).

- Led Oakland in sacks in each of his first two seasons in the league (5 sacks in 2008 and 7 in 2009).

(Bears Career): In first season with the Bears after signing a 1-year deal on March 6.

(2014 Season): Has appeared in 5 contests for Chicago, appearing on special teams with 1 tackle. Did not play in Week 3 due to a foot injury; Inactive in Week 7.

Cornelius Washington (NFL Career): Has seen action in 7 games, recording 1 tackle - which was a TFL - and 5 special teams stops.

- Sixth-round pick (188<sup>th</sup> overall) by Chicago in the 2013 NFL Draft.

(2014 Season): Has played in 5 contests (Games 3-7), mostly on special teams, recording 5 special teams tackles.

Jeremiah Ratliff (NFL Career): In 10th NFL seasons having started 93-of-113 career contests with Dallas (2005-12) and Chicago (2013-14), totaling 346.5 tackles, 32.0 sacks, 27.5 TFLs, 18 PBUs, 13 fumble recoveries and 5 forced fumbles.

- Four-time Pro Bowler (2008-11 seasons).

(Bears Career): In second season with the Bears after agreeing to a 2-year contract in March. Originally signed with team on a 1-year deal in November of 2013.

- Appeared in the 9 contests, including 8 starts, recording 29.5 tackles, 5 sacks, 2.5 TFLs and 6 QB pressures.
- (2014 Season): Started Games 1-2 & 6-7, gathering 15 tackles - including 3.5 sacks and 1.5 TFLs - and a QB pressure.
- 3.5 sacks rank 5<sup>th</sup> among NFL defensive tackles.
- Had all 3.5 in Week 7 versus Miami, setting career-high while tying-for-7<sup>th</sup> most by an NFL defensive tackle in a single game since 1982 when sacks became an official statistic.
- Missed Weeks 3-5 due to a concussion suffered in Week 2.

## BEARS ONE-LINERS: DEFENSE (cont.)

Stephen Paea (NFL Career): In his fourth season, all with Chicago, having starting 31-of-46 games played, with 96 tackles, 10 sacks, 9 TFLs, 6 pass break-ups and 1 safety.

- Set career highs in 2013 with 4.5 TFLs and 4 pass break-ups.

(2014 Season): Has 19 tackles, including 4 sacks, 2 pass break-ups and 5 QB pressures while starting Weeks 1-7.

- 4 sacks have established a career-high and rank tied-for-2<sup>nd</sup> in the NFL among DTs.

Ego Ferguson (NFL Career): Selected by the Bears in the second round (51st overall) of the 2014 NFL Draft

(2014 Season): Has appeared in all 7 contests in his rookie season, recording 13 tackles - including 2 sacks - a QB pressure and 3 pass break-ups including one that led to an interception by the Bears defense (Week 5 at Carolina).

- Recorded first career sack in Week 3 at NYJ, dropping Geno Smith for a 13-yard loss; added another sack a week later versus Green Bay.

- Tied-for-1<sup>st</sup> among rookies in sacks and tied-for-15<sup>th</sup> among all NFL DTs.

(Collegiate Career): Played in 38 games with 12 starts during three years at LSU (2011-13), finishing with 85 tackles, 5 TFLs and 1 sack,

- Earned honorable mention all-SEC honors as a junior in 2013.

Will Sutton (NFL Career): Selected by the Bears in the third round (82nd overall) of the 2014 NFL Draft.

(2014 Season): Has appeared in 7 contests starting 3 games (Weeks 3-5 due to Jeremiah Ratliff's concussion), recording 13 tackles - including a TFL - a QB pressure and a pass break-up.

(Collegiate Career): Named Pat Tillman Pac-12 Defensive Player of the Year and an *AP* first-team All-American in his last two seasons at Arizona State (2012-13).

- Completed his collegiate career with 161 tackles - including 45.5 for loss and 20.5 sacks in 51 games (34 starts) in four seasons (2009-13).

### LINEBACKERS (9) - Coach Reggie Herring

Lance Briggs (NFL Career): In his 12<sup>th</sup> season, all with the Bears, recorded 1,545 tackles, 94.5 TFLs, 16 INTs, 15 sacks, 18 forced fumbles, 7 fumble recoveries and 6 defensive touchdowns while starting 167-of-170 games played.

- Seven-time Pro Bowler (2005-11 seasons).

- His 6 defensive TDs are third most in franchise history and his 5 interception return scores are second most.

- He has led the team in tackles in five seasons (2004, 2008, 2009, 2011 and 2012).

- Had collected 100-plus tackles in nine-straight seasons before last year (2004-12).

(2014 Season): Has 44 tackles, including 1.5 TFLs, 1 interception, 1 PBU and a QB pressure while starting 5 contests; Missed Weeks 6-7 due to a ribs injury.

D.J. Williams (NFL Career): In his 10th NFL season overall, playing in 139 games with 124 starts with Denver (2004-12) and Chicago (2013-14), recording 954 tackles, 22.5 sacks, 2 interceptions, 42 PBUs, 15 FFs and 7 FRs.

(Bears Career): Is in second season with Bears, having started 9-of-12 games notching 68 tackles, 2 sacks, 1 forced fumble, 1 pass break-up and 2 TFLs.

(2014 Season): Appeared in 6 contests (Games 1-5 & 7) starting 5 contests, recording 29 tackles - including a 0.5 TFL - and 1 PBU.

- Missed Game 6 due to a neck injury.

Shea McClellin (NFL Career): Made the transition to linebacker after spending his first two NFL seasons at defensive end.

- Has appeared in 31 games with 13 starts, accumulating 55 tackles, 7.5 sacks, 1 fumble recovery, 1 PBU and 5 TFLs.

- Added 2 special teams stops.

- First-round pick (19th overall) by Chicago in the 2012 NFL Draft

- In 2013, posted career-highs in tackles (29), sacks (4), fumble recoveries (1) and tackles for a loss (1).

(2014 Season): McClellin started at linebacker in 3 contests (Games 1-2 & 7), collecting 19 tackles, including 1 sack, and 1 pass break-up.

- Has added 2 special teams tackles.

- Missed Weeks 3-6 due to hand injury suffered in practice during week 3.

Jonathan Bostic (NFL Career): In second season, having started 12-of-21 games, collecting 116.5 tackles - including 2 sacks and 5.5 TFLs - 1 interception, 2 pass break-ups and 1 fumble recovery.

- Second-round pick (50<sup>th</sup> overall) by Chicago in the 2013 NFL Draft.

- Joined Brian Urlacher as the only Bears rookie linebackers to record a sack, interception and opponent fumble recovery in his first season with the team since sacks were first recorded in 1982.

(2014 Season): Has 40 tackles - including a TFL - with 2 pass break-ups, appearing in 5 games including starts in 3 contests. Missed Games 6-7 due to back injury.

**BEARS ONE-LINERS: DEFENSE (cont.)**

Khaseem Greene (NFL Career): In second NFL season, appearing in 20 games with 6 starts at linebacker, collecting 60.5 tackles, 1 interception and 1 forced fumble, adding 7 special teams tackles

- Fourth round selection (117<sup>th</sup> overall) of the 2013 NFL Draft by Chicago

(2014 Season): Has appeared in last 5 games, starting 2 contests, recording 21 defensive tackles and 5 special teams stops.

Christian Jones (NFL Career): Signed with the Bears as an undrafted rookie free agent this offseason out of Florida State.

(2014 Season): Has appeared in all 7 contests, making first NFL start in Week 6, recording 12 defensive tackles, including a 0.5 TFL, 2 QB pressures and 4 special teams tackles.

(Collegiate Career): Started 40-of-54 games at FSU, accounting for 225 tackles, 8 sacks, 17 TFLs, 2 forced fumbles and 1 fumble recovery.

- As a senior, on national championship team, had 56 tackles and was tied for fourth on the team in TFLs (8) and tied for fourth in sacks (2).

Darryl Sharpton (NFL Career): Has appeared in 46 games with 20 starts with Houston (2010-13) and Chicago (2014), collecting 165 tackles - including 1 sack and 6 TFLs - 1 interception, 5 PBUs, 1 forced fumble and a fumble recovery; Added 16 special teams tackles.

(2014 Season): Joined Chicago prior to Week 4 contest, appearing in the last 4 games for the Bears, starting Week 6, recording 21 tackles, 3 QB pressures and 2 pass break-ups.

DeDe Lattimore (NFL Career): Signed with the Bears as an undrafted rookie free agent this offseason out of South Florida.

(2014 Season): Elevated to Bears active roster in Week 6, appearing in last 2 contests, recording 1 tackle on special teams.

(Collegiate Career): Finished his career at USF ranking 2<sup>nd</sup> all-time at USF in tackles (337) and forced fumbles (6), 7<sup>th</sup> in sacks (15) and 10<sup>th</sup> in tackles for loss (32.5) while playing in 49 career games (48 starts) and adding 7 pass break ups, 4 fumble recoveries and 2 interceptions.

- Named USF team captain and team MVP as a senior, appearing in the East-West Shrine Game.

**DEFENSIVE BACKS (12) - Coach Jon Hoke****Cornerbacks (7)**

Tim Jennings (NFL Career): In ninth NFL season, starting 86-of-122 games played with the Colts (2006-09) and Bears (2010-14), collecting 481 tackles, 20 interceptions - 3 of which he has returned for TDs - 74 pass break ups, 9 forced fumbles and 5 fumble recoveries.

- Has earned two Pro Bowl nods (2012 and 2013 seasons).

- Since start of 2012 is 2<sup>nd</sup> in the NFL with 13 interceptions and tied-for-3<sup>rd</sup> in the league with 3 interception return touchdowns.

(Bears Career): Is in fifth season with the Bears, starting 65-of-69 games played, recording 324 tackles, 16 INTs, 6 forced fumbles, 3 fumble recoveries, 7 TFLs and 3 interception return TDs.

- Led NFL in 2012 with 9 INTs, tied for second most in Bears single-season history

- Signed 4-year contract with Bears in January.

(2014 Season): Started Games 1-7, recording 37 tackles, 4 pass break-ups and 1 forced fumble.

Kyle Fuller (NFL Career): In rookie season after being selected in the first round (14th overall) in the 2014 NFL Draft.

(2014 Season): Has appeared in all 7 contests, with 5 starts (Weeks 3-7), recording 33 tackles - including 2 TFLs - 3 interceptions, 5 additional pass break-ups and 3 forced fumbles on defense; Added 2 special teams tackles.

- 2014 NFL Ranks: Tied-for-3<sup>rd</sup> in INTs and tied-for-1<sup>st</sup> in forced fumbles.

- Became first Bears rookie since Chris Harris in 2005 to record 2 interceptions in a game, with both coming in the 4th quarter at San Fran, leading to two Chicago touchdowns, including game-winning score.

- Only player in the NFL this season with 3 interceptions and 3 forced fumbles.

(Collegiate Career): Started 41-of-50 games at Virginia Tech, accumulating 6 interceptions, 34 pass break-ups, 173 tackles, including 23.5 TFLs and 4.5 sacks, 4 forced fumbles and 1 fumble recovery.

- Added 1 blocked kick and 3 punt returns for 41 yards (13.7 avg) and 1 touchdown on special teams.

Sherrick McManis (NFL Career): In his fifth NFL season appearing in 53 contests (1 start) with 6 defensive tackles, 1 interception and 2 PBUs.

- Has added 44 stops, 1 blocked punt (which was returned by the Bears for a TD), 1 forced fumble and 1 fumble recovery on special teams.

(Bears Career): Is in third season with Chicago after being acquired via trade with the Houston Texans in 2012.

- Was second on team in 2013 with 15 special teams tackles after finishing tied for third on team with 10 special teams stops in 2012.

(2014 Season): McManis appeared on both defense and special teams in 3 contests (Games 1-2 & 7) recording 3 tackles on defense and 3 special teams stops.

- Missed Weeks 3-6 due to a quad injury suffered in Week 2 along with a knee injury suffered in practice in Week 6.

## BEARS ONE-LINERS: DEFENSE (cont.)

Demontre Hurst (NFL Career): In first season on Bears active roster after spending entire 2013 season on Chicago's practice squad.

- Joined the Bears in 2013 as an undrafted rookie free agent out of Oklahoma.

(2014 Season): Has appeared in 6 games, recording 9 defensive tackles and 1 interception to go along with 5 special teams tackles.

- Grabbed first career interception in Week 6 at Atlanta.

Teddy Williams (NFL Career): Has appeared in 13 games with Indianapolis (2012), Arizona (2013) and Chicago (2014), hauling in one reception for 51 yards, while recording 3 special teams tackles.

(2014 Season): Signed by Chicago in Week 5 off of Arizona's practice squad, appearing in last 3 contests, recording 2 special teams tackles.

Terrence Mitchell (NFL Career): 2014 seventh round selection (254<sup>th</sup> overall) of the Dallas Cowboys out of Oregon.

- Signed to the Bears practice squad in Week 1 and elevated to active roster in Week 7 but was inactive for that contest.

(Collegiate Career): Appeared in 40 games with 38 starts for Oregon, recording 144 tackles, 7 INTs, 4 FFs and 25 PBUs

- As a senior, started 13 games, leading the team and ranking 5th in the Pac-12 with career-high 5 INTs - returning one for a touchdown - adding 59 tackles and 7 PBUs.

Al Louis-Jean (NFL Career): Entered the NFL as an undrafted rookie free agent with the Bears in 2014 out of Boston College

- Has appeared in last 2 contests after making NFL regular season debut in Week 6 at Atlanta, appearing on both defense and special teams.

- Just turned 21 years-old on October 13 of this season.

(Collegiate Career): Appeared in 21 games over 3 seasons at Boston College, tallying 36 tackles, 1 interception, 4 pass break-ups and 2 forced fumbles.

### SAFETIES (5)

Ryan Mundy (NFL Career): In sixth NFL season, collecting 183 tackles, including 1 sack and 5 TFLs, 3 interceptions - one which he returned for a TD, 12 pass break-ups and 3 FRs in 87 games (never missing a contest) with 21 starts for the Steelers (2008-12), Giants (2013) and Bears (2014).

- Has added 68 special teams tackles.

(Bears Career): Signed 2-year contract with the Bears at the start of free agency in March.

(2014 Season): Has started first 7 games at safety, collecting 40 tackles and an INT which he returned for a TD and 2 additional PBUs.

- Added 4 special teams stops.

- Recorded first NFL touchdown returning an interception 45 yards in Week 3 at the NYJ.

Chris Conte (NFL Career): In fourth NFL season, all with the Bears, having started 46-of-51 games played, recording 247 tackles, 8 interceptions, 13 pass break ups, 1 forced fumble and 1 fumble recovery; Has added 5 special teams stops

(2014 Season): Started Weeks 1-6, collecting 2 interceptions to go along with 17 tackles; Has added 1 special teams tackle. Inactive in Week 7 due to a shoulder injury.

Danny McCray (NFL Career): In fifth NFL season, appearing in 67 games with 10 starts with Dallas (2010-13) and Chicago (2014), putting together 115 tackles, including 1 sack and 2 tackles for losses, 2 interceptions, 7 pass break-ups, 1 forced fumble and a fumble recovery.

- Has added 78 special teams tackles.

(Bears Career): In first season with the Bears after signing 1-year contract in March.

(2014 Season): Recorded 19 defensive tackles and an opponent fumble recovery in the first 7 games along with 4 special teams stops.

Brock Vereen (NFL Career): Selected in the fourth round (131<sup>st</sup> overall) of the 2014 NFL Draft out of Minnesota.

(2014 Season): Has appeared in first 7 contests playing at both nickelback and safety, making first NFL start at safety in Week 7 versus Miami, recording 11 defensive tackles and 5 special teams stops.

(Collegiate Career): 2013 first team all-Big Ten safety, collected 200 tackles, 4 interceptions, 22 pass deflections, 2 forced fumbles and 7.5 TFLs after starting 36-of-47 games (18 at corner, 11 at free safety and 7 at strong safety) in four years (2010-13) at Minnesota.

Ahmad Dixon (NFL Career): 2014 seventh round selection (248<sup>th</sup> overall) of the Dallas Cowboys out of Baylor.

- Signed by the Bears in Week 2 off of the Minnesota Vikings practice squad.

(2014 Season): Appeared in first 3 NFL games in Weeks 2-4 on special teams and defense, recovering a muffed punt that led to a Bears offensive touchdown in Week 3 at the NYJ, while recording 2 special teams tackles.

- Missed Weeks 5-6 due to a hamstring injury; Inactive in Week 7.

(Collegiate Career): Made 288 career tackles, 12 PBUs and 4 INTs while starting 38 of 50 career games played at Baylor, earning first-team All-American honors by Sporting News and AFCA, second-team honors by AP and a consensus first-team All-Big 12 selection as a senior.



**BEARS ONE-LINERS: SPECIAL TEAMS****ASST. HEAD COACH/SPECIAL TEAMS COORDINATOR JOE DeCAMILIS**  
**Assistant Dwayne Stukes****PLACE KICKERS (1)**

Robbie Gould (NFL Career): Sixth-most accurate kicker in NFL history (86.1 percent, 242-of-281).

- Second-leading point scorer (1,066) in Chicago Bears history
- Needs 2 field goals made and 51 points to surpass Kevin Butler (243 FGs and 1,116 points) for the most in franchise history in each category.
- In 10<sup>th</sup> NFL season, all with Chicago, after signing a 4-year extension last December.
- Occupies the top seven highest single-season field goal percentages in team history, including franchise best mark of 89.7 percent (26-of-29) achieved in both 2008 and 2013 seasons.
- Connected on franchise record 58-yard field goal in 2013.

(2014 Season): Connected on 8-of-9 FGs (88.9 percent) and 17-of-18 PATs for 41 total points.

**PUNTERS (1)**

Pat O'Donnell (NFL Career): Rookie selected in the sixth round (191<sup>st</sup> overall) of the 2014 NFL Draft.

(2014 Season): Has hit 26 punts for 1,176 yards (45.2 gross avg.) with 8 inside-the-20, 2 touchbacks and 1 blocked and a 36.1 net avg.

(Collegiate Career): Appeared in 54 games for Cincinnati (2009-12) and Miami (2013) with 234 punts for 10,168 yards (43.5 avg).

- 78 of his punts were downed inside the opponent's 20 yard line.
- In 2013, O'Donnell set Miami's single-season record for yards-per-punt average (47.1).

**LONG SNAPPERS (1)**

Jeremy Cain (NFL Career): Has appeared in 90 career games with the Bears (2004-05 and 2013-14), Titans (2006) and Jaguars (2009-12).

- 82 of those appearances have come as a long snapper.
- Has 10 special teams tackles.

(2014 Season): Handled long snapping duties for Chicago in Weeks 1-7.

- Has 1 special teams tackle.



## JAY CUTLER NOTES

### CUTLER'S BEARS PASSING RANKS

In 74 games played, Bears QB Jay Cutler is in the franchise's top two in almost every major passing category.

He is tops in passer rating (84.4), completions (1,435), attempts (2,353), passing yards (16,779), passing yards per game (226.7) and 300-yard passing games (11). He ranks second in touchdown passes (115) and completion percentage (61.0) and fifth in yards per attempt (7.13).

### CUTLER'S ALL-TIME PASSING RANKS Bears Franchise History

Category	Rank (Stat)	Leader (Stat)
Passer Rating *	1st (84.4)	
Completions	1st (1,435)	
Attempts	1st (2,353)	
Yards	1st (16,779)	
Passing Yards/Game	1st (226.7)	
Comp. % *	2nd (61.0)	S. Matthews (61.1)
Touchdowns	2nd (115)	S. Luckman (137)
Yards Per Attempt *	5th (7.13)	S. Luckman (8.42)
300-yd pass games	1st (11)	

\* Minimum 500 attempts

### CUTLER: 84.4 PASSER RATING TOPS IN BEARS HISTORY

In 74 games played as a member of the Bears, QB Jay Cutler has compiled an 84.4 passer rating, best in team history. Cutler has completed 1,435-of-2,353 passing attempts for 16,779 yards, 115 touchdowns and 82 interceptions.

He has a 94.4 passer rating in 2014, completing 177-of-263 passes for 1,866 yards, 14 touchdowns and seven interceptions.

### HIGHEST CAREER PASSING RATING Bears Franchise History

Player	Seasons	G	Att	Cmp	Yds	TD	Int	Rate
1. <b>Jay Cutler</b>	<b>2009-14</b>	<b>74</b>	<b>2,353</b>	<b>1,435</b>	<b>16,779</b>	<b>115</b>	<b>82</b>	<b>84.4</b>
2. Erik Kramer	1994-98	49	1,557	913	10,582	63	45	80.7
3. Jim McMahon	1982-88	66	1,513	874	11,203	67	56	80.4
4. Jim Miller	1999-2002	32	965	565	5,867	34	26	76.7
5. S. Matthews	1996-2001	21	599	366	3,461	19	18	75.1

\* Minimum 500 career attempts

### CUTLER'S 115 PASSING TDs 2<sup>ND</sup> IN BEARS HISTORY

In 74 games in his Bears career, QB Jay Cutler has 115 touchdown passes, second most in franchise history.

Hall of Famer Sid Luckman has the most touchdown passes in team history with 137 in 128 games played.

### MOST PASSING TOUCHDOWNS Bears Franchise History

Player	Seasons	G	Att	Cmp	Yds	TD	Int
1. Sid Luckman	1939-50	128	1,744	904	14,686	137	132
2. <b>Jay Cutler</b>	<b>2009-14</b>	<b>74</b>	<b>2,353</b>	<b>1,435</b>	<b>16,779</b>	<b>115</b>	<b>82</b>
3. Billy Wade	1961-66	59	1,407	767	9,958	68	66
4. Jim McMahon	1982-88	66	1,513	874	11,203	67	56
t5. Ed Brown	1954-61	98	1,246	607	9,698	63	88
t5. Erik Kramer	1994-98	49	1,557	913	10,582	63	45

### CUTLER: BEARS LEADER WITH 16,779 PASSING YDs

QB Jay Cutler is in his sixth season with the team and his 16,779 passing yards are tops in franchise history.

Cutler surpassed Sid Luckman for the franchise mark during his 66<sup>th</sup> career game as a member of the Bears and on his 2,065<sup>th</sup> pass attempt and 1,243<sup>rd</sup> completion.

Luckman played in 128 career games in a Chicago uniform with 1,744 pass attempts and 904 completions.

Cutler is currently averaging a franchise-best 226.7 passing yards per game.

Cutler has 1,866 passing yards in seven contests during the 2014 season (266.6 ypg).

In Week 5 at Carolina, Cutler surpassed 25,000 passing yards for his NFL career, and now has 25,803 in nine NFL seasons.

### MOST PASSING YARDS Bears Franchise History

Player	Seasons	G	Att	Cmp	Yds	TD	Int
1. <b>Jay Cutler</b>	<b>2009-14</b>	<b>74</b>	<b>2,353</b>	<b>1,435</b>	<b>16,779</b>	<b>115</b>	<b>82</b>
2. Sid Luckman	1939-50	128	1,744	904	14,686	137	132
3. Jim Harbaugh	1987-93	89	1,759	1,023	11,567	50	56
4. Jim McMahon	1982-88	66	1,513	874	11,203	67	56
5. Erik Kramer	1994-98	49	1,557	913	10,582	63	45

### MOST PASSING YARDS PER GAME Bears Franchise History

Player	Seasons	G	Yds	Yds/G
1. <b>Jay Cutler</b>	<b>2009-14</b>	<b>74</b>	<b>16,779</b>	<b>226.7</b>
2. Erik Kramer	1994-98	49	10,582	216.0
3. Jim Miller	1999-2002	32	5,867	183.3
4. Rex Grossman	2003-08	36	6,164	171.2
5. Jim McMahon	1982-88	66	11,203	169.7

### CUTLER SETS BEARS MARK FOR 300-YARD GAMES

QB Jay Cutler has thrown for at least 300 yards in two games during the 2014 season: 349 yards in Week 1 versus Buffalo and 381 yards in Week 6 at Atlanta.

He now has 11 300-yard passing contests as a member of the Bears, most in franchise history, breaking a tie with Billy Wade in Week 1.

Cutler has played in 74 games as a member of the Bears.

### MOST GAMES WITH AT LEAST 300 PASSING YARDS Bears Regular Season History

Player	Seasons	Total Gms	Games w/ 300+ Pass Yards (Team Record)
1. <b>Jay Cutler</b>	<b>2009-14</b>	<b>74</b>	<b>11 (4-7)</b>
2. Bill Wade	1961-66	59	9 (6-3)
3. Erik Kramer	1994-98	49	7 (2-5)
4. George Blanda	1949-58	116	4 (0-4)
t5. Josh McCown	2011-13	11	3 (1-2)
t5. Vince Evans	1977-83	56	3 (1-2)
t5. Sid Luckman	1939-50	128	3 (3-0)
t5. Sonny Lujack	1948-51	45	3 (1-2)
t5. Jim Miller	1999-2002	33	3 (1-2)

## JAY CUTLER NOTES

### CUTLER TOPS IN BEARS HISTORY IN COMPLETIONS

QB Jay Cutler is in his sixth season with the Bears, already the franchise leader with 1,435 completions (2,353 attempts).

He has 177 completions (263 attempts) during the 2014 season.

#### MOST COMPLETIONS Bears Franchise History

Player	Seasons	G	Att	Cmp	Yds	TD	Int
<b>1. Jay Cutler</b>	<b>2009-14</b>	<b>74</b>	<b>2,353</b>	<b>1,435</b>	<b>16,779</b>	<b>115</b>	<b>82</b>
2. Jim Harbaugh	1987-93	89	1,759	1,023	11,567	50	56
3. Erik Kramer	1994-98	49	1,557	913	10,582	63	45
4. Sid Luckman	1939-50	128	1,744	904	14,686	137	132
5. Jim McMahon	1982-88	66	1,513	874	11,203	67	56

### CUTLER: 381 YARDS IN WEEK 6; T-5<sup>TH</sup> TEAM HISTORY

In Week 6 at Atlanta, QB Jay Cutler had 381 passing yards, tied for fifth most in team history.

It was his highest total as a member of the Bears and second most in his NFL career (447 at CLE, 11/6/08 with Denver).

#### MOST PASSING YARDS IN A SINGLE GAME Bears Franchise History

Player	Date	Opp	Att	Cmp	Pass Yds
1. Johnny Lujack	12/11/49	vs. Chi. Card.	39	24	468
2. Bobby Wade	11/18/62	at DAL	46	28	466
3. Sid Luckman	11/14/43	at NYG	32	21	433
4. Jim Miller	11/14/99	vs. MIN	48	34	422
<b>t5. Jay Cutler</b>	<b>10/12/14</b>	<b>at ATL</b>	<b>38</b>	<b>26</b>	<b>381</b>
t5. Brian Griese	10/14/07	vs. MIN	45	26	381

### CUTLER TOPS IN BEARS HISTORY IN ATTEMPTS

QB Jay Cutler has 2,353 passing attempts as a member of the Bears, most in franchise history.

He has 263 passing attempts during the 2014 season.

#### MOST PASSING ATTEMPTS Bears Franchise History

Player	Seasons	G	Att	Cmp	Yds	TD	Int
<b>1. Jay Cutler</b>	<b>2009-14</b>	<b>74</b>	<b>2,353</b>	<b>1,435</b>	<b>16,779</b>	<b>115</b>	<b>82</b>
2. Jim Harbaugh	1987-93	89	1,759	1,023	11,567	50	56
3. Sid Luckman	1939-50	128	1,744	904	14,686	137	132
4. Erik Kramer	1994-98	49	1,557	913	10,582	63	45
5. Jim McMahon	1982-88	66	1,513	874	11,203	67	56

### CUTLER HAS 15<sup>TH</sup> GAME-WINNING 4<sup>TH</sup> QTR/OT DRIVE

Trailing 20-7 entering the fourth quarter, QB Jay Cutler led the Bears on three touchdowns drives in Chicago's 28-20 come-from-behind win in Week 2 at San Francisco. Cutler was five-of-five passing for 51 yards and three touchdowns in the quarter.

It is the 15<sup>th</sup> game-winning drive conducted by Cutler in the fourth quarter or overtime with the Bears and the 22<sup>nd</sup> of his NFL career.

#### JAY CUTLER'S GAME WINNING 4<sup>TH</sup> QTR./O.T. DRIVES NFL Career

Date	Opp	Score at Drive start	Time Left	Plays	Yds	Drive Result	Final Score
* 9/14/14	at SF	14-20	13:17	1	3	TD pass	28-20
* 12/15/13	at CLE	24-24	9:09	6	36	TD pass	38-31
* 11/17/13	vs. BAL	20-20	12:19	7	60	FG	23-20 (ot)
* 9/15/13	vs. MIN	24-30	3:15	10	66	TD pass	31-30
* 9/8/13	vs. CIN	17-21	12:39	8	81	TD pass	24-21
* 10/28/12	vs. CAR	20-22	2:27	9	55	FG	23-22
* 11/7/11	at PHI	20-24	14:39	5	51	TD pass	30-24
* 12/5/10	at DET	17-20	11:55	6	60	TD pass	24-20
* 11/7/10	at BUF	14-19	9:03	6	23	TD pass	22-19
* 9/27/10	vs. GB	17-17	2:18	7	45	FG	20-17
* 9/12/10	vs. DET	13-14	3:21	6	56	TD pass	19-14
* 1/3/10	at DET	20-20	9:37	6	87	TD pass	37-23
* 12/28/09	vs. MIN	30-30 (ot)	9:21	1	39	TD pass	36-30 (ot)
* 9/27/09	at SEA	17-19	5:12	6	71	TD pass	25-19
* 9/20/09	vs. PIT	14-14	3:18	8	41	FG	17-14
12/7/08	vs. KC	17-17	1:17 (3rd)	12	95	TD pass	24-17
11/16/08	at ATL	17-20	10:41	10	83	TD pass	24-20
11/6/08	at CLE	27-30	4:57	13	80	TD pass	34-30
9/14/08	vs. SD	31-38	4:22	12	80	TD pass	39-38
10/21/07	vs. PIT	28-28	1:10	7	49	FG	31-28
9/16/07	vs. OAK	20-20 (ot)	11:09	9	52	FG	23-20 (ot)
9/9/07	at BUF	12-14	2:13	12	42	FG	15-14

\* As a member of the Bears

### CUTLER 2<sup>ND</sup> ALL-TIME IN BEARS COMPLETION %

In 74 career games played in a Bears uniform, QB Jay Cutler has completed 61.0 percent of his passes (1,435 of 2,353), second highest completion percentage in franchise history among quarterbacks with at least 500 attempts.

Shane Matthews holds the Bears record with a 61.1 completion percentage (366 of 599).

Cutler has completed 67.3 percent of his passes during the 2014 regular season (177 of 263).

#### HIGHEST COMPLETION PERCENTAGE Bears Franchise History \*

Player	Seasons	G	Att	Cmp	Pct	Yds
1. Shane Matthews	1996-2001	21	599	366	61.1	3,461
<b>2. Jay Cutler</b>	<b>2009-14</b>	<b>74</b>	<b>2,353</b>	<b>1,435</b>	<b>61.0</b>	<b>16,779</b>
3. Erik Kramer	1994-98	49	1,557	913	58.6	10,582
4. Jim Miller	1999-2002	32	965	565	58.5	5,867
5. Jim Harbaugh	1987-93	89	1,759	1,023	58.2	11,567

\* Minimum 500 career attempts

#### BREAKDOWN OF CUTLER'S 20 CAREER GAME-WINNING DRIVES IN THE 4TH QTR. OR O.T.

# of such drives as a member of the Bears .....	15
# of such drives as a member of the Broncos .....	7
Number of such drives when trailing .....	13
Number of drives that resulted in TD passes .....	15
Number of drives of 80 yards or more .....	6
Number of drives of 10 plays or more .....	6
Number of drives started with 5 minutes or less .....	9



## JAY CUTLER NOTES

### CUTLER 2014 NFL RANKS

QB Jay Cutler has completed 177 of 263 pass attempts for 1,866 yards, 14 touchdowns and seven interceptions for a 94.4 passer rating in seven contests during the 2014 season.

Cutler's is currently tied for third in attempts, fourth in completions, tied for fifth in touchdown passes, sixth in passing yards and completion percentage and and 12<sup>th</sup> in passer rating.

### JAY CUTLER NFL PASSING RANKS 2014 Regular Season

Category	Rank (Stat)	Leader (Stat)
Passer Rating	12th (94.4)	P. Manning (118.2)
Completions	4th (156)	A. Luck (199)
Attempts	T-3rd (263)	A. Luck (302)
Yards	6th (1,866)	A. Luck (2,331)
Comp. %	6th (67.3)	T. Romo (69.2)
Touchdowns	T-5th (14)	A. Luck/P. Manning (19)

### CUTLER 4<sup>TH</sup> IN NFL IN COMPLETIONS IN 2014

QB Jay Cutler has completed 177 passes during the 2014 regular season, fourth most in the NFL. His 67.3 completion percentage (263 attempts) is sixth best in the NFL.

### MOST COMPLETIONS IN THE NFL 2014 Regular Season

Player	Team	G	Att	Cmp	Yds	TD	Int
1. Andrew Luck	IND	7	302	199	2,331	19	7
t2. Drew Brees	NO	6	263	178	1,916	11	7
t2. Matt Ryan	ATL	7	278	178	2,078	13	7
<b>4. Jay Cutler</b>	<b>CHI</b>	<b>7</b>	<b>263</b>	<b>177</b>	<b>1,866</b>	<b>14</b>	<b>7</b>
5. Ben Roethlisberger	PIT	7	252	166	1,858	10	3

### HIGHEST COMPLETION PERCENTAGE IN THE NFL 2014 Regular Season

Player	Team	G	Att	Cmp	Cmp %
1. Tony Romo	DAL	7	214	148	69.2
2. Peyton Manning	DEN	6	217	149	68.7
3. Kyle Orton	BUF	3	124	85	68.5
4. Drew Brees	NO	6	263	178	67.7
5. Philip Rivers	SD	7	230	155	67.4
<b>6. Jay Cutler</b>	<b>CHI</b>	<b>7</b>	<b>263</b>	<b>177</b>	<b>67.3</b>

### CUTLER T-5<sup>TH</sup> IN NFL w/ 14 TD PASSES IN 2014

QB Jay Cutler has 14 touchdown passes during the 2014 regular season, tied for fifth most in the NFL.

### MOST TOUCHDOWN PASSES IN THE NFL 2014 Regular Season

Player	Team	G	Att	Cmp	Yds	TDs	INTs
t1. Andrew Luck	IND	7	302	199	2,331	19	7
t1. Peyton Manning	DEN	6	217	149	1,848	19	3
3. Aaron Rodgers	GB	7	211	141	1,674	18	1
4. Philip Rivers	SD	7	230	155	1,961	17	3
<b>t5. Jay Cutler</b>	<b>CHI</b>	<b>7</b>	<b>263</b>	<b>177</b>	<b>1,866</b>	<b>14</b>	<b>7</b>
t5. Joe Flacco	BAL	7	245	156	1,854	14	5
t5. Eli Manning	NYG	7	225	146	1,573	14	5
t5. Tony Romo	DAL	7	214	148	1,789	14	6

### CUTLER 6<sup>TH</sup> IN PASSING YARDS IN 2014

QB Jay Cutler has 1,866 passing yards in seven games during the 2014 regular season, ranking sixth in the NFL in passing yards.

Cutler is averaging 266.6 passing yards per game in 2014.

### MOST PASSING YARDS IN THE NFL 2014 Regular Season

Player	Team	G	Att	Cmp	Yds
1. Andrew Luck	IND	7	302	199	2,331
2. Matt Ryan	ATL	7	278	178	2,078
3. Philip Rivers	SD	7	230	155	1,961
4. Drew Brees	NO	6	263	178	1,916
5. Matthew Stafford	DET	7	252	159	1,891
<b>6. Jay Cutler</b>	<b>CHI</b>	<b>7</b>	<b>263</b>	<b>177</b>	<b>1,866</b>
7. Ben Roethlisberger	PIT	7	252	166	1,858
8. Joe Flacco	BAL	7	245	156	1,854
9. Peyton Manning	DEN	6	217	149	1,848
10. Tony Romo	DAL	7	214	148	1,789

### CUTLER 11<sup>TH</sup> IN NFL IN PASSER RATING IN 2014

QB Jay Cutler has completed 177 of 263 pass attempts for 1,866 yards, 14 touchdowns and seven interceptions for a 94.4 passer rating in six contests during the 2014 season.

His 94.4 passer rating is 11<sup>th</sup> in the NFL in 2014.

### HIGHEST PASSING RATING IN THE NFL 2014 Regular Season

Player	Tm	G	Att	Cmp	Yds	TD	Int	Pass Rate
1. Peyton Manning	DEN	6	217	149	1,848	19	3	118.2
2. Aaron Rodgers	GB	7	211	141	1,674	18	1	117.3
3. Philip Rivers	SD	7	230	155	1,961	17	3	113.0
4. Tony Romo	DAL	7	214	148	1,789	14	6	104.7
5. Russell Wilson	SEA	6	175	115	1,291	10	2	101.9
6. Carson Palmer	ARZ	3	112	74	807	6	1	101.3
7. Andrew Luck	IND	7	302	199	2,331	19	7	100.5
8. Joe Flacco	BAL	7	245	156	1,854	14	5	97.2
9. Eli Manning	NYG	7	225	146	1,573	14	5	96.8
10. Tom Brady	NE	7	246	151	1,705	13	2	96.3
11. Ben Roethlisberger	PIT	7	252	166	1,858	10	3	96.0
<b>12. Jay Cutler</b>	<b>CHI</b>	<b>7</b>	<b>263</b>	<b>177</b>	<b>1,866</b>	<b>14</b>	<b>7</b>	<b>94.4</b>

### CUTLER: 34 WEEK 1 COMPLETIONS; T-2<sup>ND</sup> TEAM HISTORY

In Week 1 versus Buffalo, QB Jay Cutler had 34 completions, tied for second most in Bears single-game history.

### MOST COMPLETIONS IN A SINGLE GAME Bears Franchise History

Player	Date	Opp	Att	Cmp
1. Josh McCown	11/24/2013	at STL	47	36
<b>t2. Jay Cutler</b>	<b>9/7/2014</b>	<b>vs. BUF</b>	<b>49</b>	<b>34 *</b>
t2. Brian Griese	9/30/2007	at DET	52	34
t2. Jim Miller	11/14/1999	vs. MIN	48	34 *
5. Bill Wade	10/25/1964	at WAS	57	33

\* Overtime

## MATT FORTE NOTES

### FORTÉ'S BEARS RANKS

Bears RB Matt Forté is in his seventh season with the Bears (98 games played), ranking in the top five in many Bears statistical categories. His 7,114 rushing yards, 10,469 yards from scrimmage and 393 receptions are all second in team history.

He also ranks second in 100-yard rushing contests (21) and game with 150 yards from scrimmage (21) and fifth in rushing touchdowns (38).

### FORTÉ ALL-TIME RANKS Bears Franchise History

Category	Rank (Stat)	Leader (Stat)
Rushing Yards	2nd (7,114)	Walter Payton (16,726)
Rushing Avg. by a RB *	11th (4.3)	Beattie Feathers (5.5)
100-yard rushing contests	2nd (21)	Walter Payton (77)
Rushing Touchdowns	5th (38)	Walter Payton (110)
Receptions (Overall)	2nd (393)	Walter Payton (492)
Receiving Yards (Overall)	10th (3,355)	Johnny Morris (5,059)
Receiving Yards by a RB	2nd (3,355)	Walter Payton (4,538)
Yards from Scrimmage	2nd (10,469)	Walter Payton (21,264)
Scrimmage Yds/Game	2nd (106.8)	Walter Payton (111.9)
Games w/ 150-scrimmage yds	2nd (21)	Walter Payton (45)

\* Minimum 300 rushing attempts

### FORTÉ SURPASSES 10,000 SCRIMMAGE YARDS

RB Matt Forté became the second player in franchise history and the 92<sup>nd</sup> in NFL history to reach 10,000 career yards from scrimmage in Week 4 at GB (later this season Chris Johnson became the 93<sup>rd</sup>).

Forté now has 10,469 yards from scrimmage, second most in franchise history, trailing only Hall of Famer Walter Payton (21,264).

In 98 career games, Forté has 7,114 rushing yards and 3,355 receiving yards.

For his career, Forté is averaging 106.8 scrimmage yards per game, second best in franchise history to Payton (111.9 ypg; 21,264 yards in 190 games).

### MOST CAREER YARDS FROM SCRIMMAGE Bears Franchise History

Player	Seasons	Gms	Rush Yards	Rec Yards	Scrim Yards
1. Walter Payton	1975-87	190	16,726	4,538	21,264
<b>2. Matt Forté</b>	<b>2008-14</b>	<b>98</b>	<b>7,114</b>	<b>3,355</b>	<b>10,469</b>
3. Neal Anderson	1986-93	116	6,166	2,763	8,929
4. Rick Casares	1955-64	121	5,657	1,538	7,195
5. Gale Sayers	1965-71	68	4,956	1,307	6,263

### YARDS FROM SCRIMMAGE PER GAME LEADERS Bears Franchise History

Player	Seasons	Gms	Rush Yards	Rec Yards	Scrim Yards	Scrim YPG
1. Walter Payton	1975-87	190	16,726	4,538	21,264	111.9
<b>2. Matt Forté</b>	<b>2008-14</b>	<b>98</b>	<b>7,114</b>	<b>3,355</b>	<b>10,469</b>	<b>106.8</b>
3. Thomas Jones	2004-06	45	3,493	724	4,217	93.7
4. Gale Sayers	1965-71	68	4,956	1,307	6,263	92.1
5. Neal Anderson	1986-93	116	6,166	2,763	8,929	77.0

### FORTÉ HITS 7,000 CAREER RUSHING YARDS

Bears RB Matt Forté reached 7,000 career rushing yards in Week 6 at Atlanta and now has 7,114 as a member of the Bears. Forté is the 58<sup>th</sup> player in NFL history to reach 7,000 rushing yards.

Forté's 7,114 rushing yards are second most in franchise history with Hall of Famer Walter Payton tops the Bears all-time rushing list (16,726).

Forté has played in 98 contests with 1,662 carries (4.3 ypc) and 38 rushing touchdowns. Payton appeared in 190 games with 3,838 carries (4.4 ypc) and 110 rushing scores.

### MOST RUSHING YARDS Bears Franchise History

Player	Seasons	Gms	Att.	Yards	Avg	TD
1. Walter Payton	1975-87	190	3,838	16,726	4.4	110
<b>2. Matt Forté</b>	<b>2008-14</b>	<b>98</b>	<b>1,662</b>	<b>7,114</b>	<b>4.3</b>	<b>38</b>
3. Neal Anderson	1986-93	116	1,515	6,166	4.1	51
4. Rick Casares	1955-64	121	1,386	5,657	4.1	49
5. Gale Sayers	1965-71	68	991	4,956	5.0	39

### FORTÉ HAS 38 RUSHING TOUCHDOWNS

Bears RB Matt Forté has 38 rushing scores during his NFL career, fifth most in franchise history, in 98 games played.

Hall of Famer Walter Payton is the franchise record-holder with 110 rushing touchdowns in 190 games played. Neal Anderson is second with 51 TDs in 116 contests, Rick Casares is third with 49 rushing scores in 121 games and Hall of Famer Gale Sayers is fourth with 39 TDs on the ground in just 68 games played.

### MOST RUSHING TOUCHDOWNS Bears Franchise History

Player	Seasons	Gms	Att.	Yards	Avg	TD
1. Walter Payton	1975-87	190	3,838	16,726	4.4	110
2. Neal Anderson	1986-93	116	1,515	6,166	4.1	51
3. Rick Casares	1955-64	121	1,386	5,657	4.1	49
4. Gale Sayers	1965-71	68	991	4,956	5.0	39
<b>5. Matt Forté</b>	<b>2008-14</b>	<b>98</b>	<b>1,662</b>	<b>7,114</b>	<b>4.3</b>	<b>38</b>

### FORTÉ HAS 52 TOTAL TOUCHDOWNS

Bears RB Matt Forté has 38 career rushing touchdowns and 14 receiving touchdowns tied with Ken Kavanaugh for fifth most in franchise history with 52 total touchdowns.

Forté has five touchdowns this season (3 rushing and 2 receiving) with all five coming in the last three games.

### MOST TOUCHDOWNS Bears Franchise History

Player	Seasons	Gms	Rush TDs	Rec. TDs	Ret. TDs	Overall TDs
1. Walter Payton	1975-87	190	110	15	0	125
2. Neal Anderson	1986-93	116	51	20	0	71
3. Rick Casares	1955-64	121	49	10	0	59
4. Gale Sayers	1965-71	68	39	9	8	56
<b>t5. Matt Forté</b>	<b>2008-14</b>	<b>98</b>	<b>38</b>	<b>14</b>	<b>0</b>	<b>52</b>
t5. Ken Kavanaugh	1940-50	90	0	50	2	52

## MATT FORTE NOTES

### FORTÉ 20<sup>TH</sup> IN NFL HISTORY w/ 7,000 RUSH YDs, 3,000 REC. YDs

In Week 6 at Atlanta, Bears RB Matt Forté became the 20<sup>th</sup> player in NFL history with 7,000 rushing yards and 3,000 receiving yards in their career. Forté is one of just two players in franchise history to accomplish the feat, joining Hall of Famer Walter Payton.

Forté now has 7,114 rushing yards and 3,355 receiving yards in 98 games played over seven seasons with the Bears.

#### PLAYERS w/ 7,000 RUSHING YDs & 3,000 RECEIVING YDs NFL History

Player	Seasons	Rush Yards	Rec Yards
<b>Matt Forté</b>	<b>2008-14</b>	<b>7,114</b>	<b>3,355</b>
Walter Payton	1975-87	16,726	4,538
Marcus Allen	1982-97	12,243	5,411
Ottis Anderson	1979-92	10,273	3,062
Tiki Barber	1997-2006	10,449	5,183
James Brooks	1981-92	7,962	3,621
Earnest Byner	1984-97	8,261	4,605
Roger Craig	1983-93	8,189	4,911
Tony Dorsett	1977-88	12,739	3,554
Warrick Dunn	1997-2008	10,967	4,339
Marshall Faulk	1994-2005	12,279	6,875
Charlie Garner	1994-2004	7,097	3,711
Steven Jackson	2004-14	10,944	3,572
Edgerrin James	1999-2009	12,246	3,364
Curtis Martin	1995-2005	14,101	3,329
Emmitt Smith	1990-2004	18,355	3,224
Thurman Thomas	1988-2000	12,074	4,458
LaDainian Tomlinson	2001-11	13,684	4,772
Herschel Walker	1986-97	8,225	4,859
Ricky Watters	1992-2001	10,643	4,248

### FORTÉ TIED W/ FAULK FOR 2ND FASTEST TO 7,000/3,000

RB Matt Forté reached 7,000 rushing yards and 3,000 receiving yards in 97 career games played, tied with Pro Football Hall of Famer Marshall Faulk as the second fastest player to reach the plateau. Pro Football Hall of Famer Thurman Thomas is the fastest reaching the mark in 92 games played.

#### QUICKEST TO REACH 7,000 RUSH YDs & 3,000 REC. YDs NFL History

Player	Games to reach 7,000 Rush Yds & 3,000 Rec. Yds
1. Thurman Thomas	92
<b>t2. Matt Forté</b>	<b>97</b>
t2. Marshall Faulk	97
4. Marcus Allen	98
5. LaDainian Tomlinson	99

### FORTÉ: 21 CAREER GAMES w/ 150-SCRIMMAGE YDS

Bears RB Matt Forté has totaled 150 or more yards from scrimmage in four contests this season: 169 in Week 1 versus Buffalo (82 rushing and 87 receiving), 171 in Week 4 versus Green Bay (122 rushing and 49 receiving), 166 in Week 5 at Carolina (61 rushing and 105 receiving) and 157 in Week 6 at Atlanta (80 rushing and 77 receiving).

Forté now has 21 regular season contests during his career in which he totaled 150-plus yards from scrimmage, second in Bears franchise history to Hall of Famer Walter Payton's 45.

The 171 yards from scrimmage versus Green Bay are the seventh highest total of Forté's career.

#### MOST GAMES WITH 150+ YARDS FROM SCRIMMAGE Bears Regular Season History

Player	Seasons	Gms	Games w/ 150+ Yds from Scrimmage
1. Walter Payton	1975-87	190	45
<b>2. Matt Forté</b>	<b>2008-14</b>	<b>98</b>	<b>21</b>
3. Gale Sayers	1965-71	68	7
4. Anthony Thomas	2001-04	51	5
t5. Neal Anderson	1986-93	116	4
t5. Rick Casares	1955-64	121	4

### FORTÉ CROSSES 3,000 RECEIVING YARD PLATEAU

Bears RB Matt Forté has 52 receptions for 436 yards during the 2014 regular season, crossing the career 3,000-yard plateau in the process.

Forté now has 3,355 receiving yards for his career, second most in franchise history among running backs and 10<sup>th</sup> overall.

Hall of Famer Walter Payton is the Bears all-time leader among running backs with 4,538 receiving yards and Johnny Morris is the overall leader with 5,059.

Forté's 393 career receptions are second most in franchise history, surpassing Morris (356) in Week 3 at NYJ. Payton is the franchise leader with 492 receptions.

#### MOST CAREER RECEIVING YARDS BY A RUNNING BACK Bears Franchise History

Player	Seasons	G	Rec	Yds	Avg	Lg	TD
1. Walter Payton	1975-87	190	492	4,538	9.2	75t	15
<b>2. Matt Forté</b>	<b>2008-14</b>	<b>98</b>	<b>393</b>	<b>3,355</b>	<b>8.5</b>	<b>89t</b>	<b>14</b>
3. Neal Anderson	1986-93	116	302	2,763	9.1	59t	20
4. Ray McLean	1940-47	76	103	2,232	21.7	86t	21
5. Matt Suhey	1980-89	148	260	2,113	8.1	58	5

#### MOST CAREER RECEPTIONS BY A RUNNING BACK Bears Franchise History

Player	Seasons	G	Rec	Yds	Avg	Lg	TD
1. Walter Payton	1975-87	190	492	4,538	9.2	75t	15
<b>2. Matt Forté</b>	<b>2008-14</b>	<b>98</b>	<b>393</b>	<b>3,355</b>	<b>8.5</b>	<b>89t</b>	<b>14</b>
3. Neal Anderson	1986-93	116	302	2,763	9.1	59t	20
4. Matt Suhey	1980-89	148	260	2,113	8.1	58	5
5. Rick Casares	1955-64	121	182	1,538	8.5	51t	10

## MATT FORTE NOTES

### FORTÉ TOPS IN NFL IN SCRIMMAGE YARDS SINCE '08

Since joining the NFL in 2008, Bears RB Matt Forté has 10,469 scrimmage yards (7,114 rushing and 3,355 receiving). That is the most in the NFL during that time.

He has 884 yards from scrimmage (448 rushing and 436 receiving) during the 2014 regular season.

#### MOST YARDS FROM SCRIMMAGE IN THE NFL Since 2008

Player	Team	Gms	Rush Yards	Rec Yards	Scrim Yards
1. <b>Matt Forté</b>	<b>CHI</b>	<b>98</b>	<b>7,114</b>	<b>3,355</b>	<b>10,469</b>
2. Adrian Peterson	MIN	90	8,849	1,447	10,296
3. Chris Johnson	TEN-NYJ	102	8,226	2,062	10,288
4. Ray Rice	BAL	92	6,180	3,034	9,214
5. Calvin Johnson	DET	96	115	8,920	9,035
6. Frank Gore	SF	94	6,985	1,788	8,773
7. Steven Jackson	STL-ATL	93	6,717	1,989	8,706
8. Maurice Jones-Drew	JAX-OAK	87	6,410	2,054	8,464
9. Andre Johnson	HOU	91	28	8,353	8,381
10. Marshawn Lynch	BUF-SEA	97	6,694	1,493	8,187

### FORTÉ 3<sup>RD</sup> IN NFL IN RUSHING YARDS SINCE '08

Bears RB Matt Forté is third in the league with 7,114 rushing yards since joining the NFL in 2008.

He has 448 yards and three touchdowns on 111 carries (4.0 ypc) during the 2014 regular season.

#### MOST RUSHING YARDS IN THE NFL Since 2008

Player	Team(s)	Gms	Att.	Yards	Avg	TD
1. Adrian Peterson	MIN	90	1,816	8,849	4.9	74
2. Chris Johnson	TEN-NYJ	102	1,806	8,226	4.6	51
3. <b>Matt Forté</b>	<b>CHI</b>	<b>98</b>	<b>1,662</b>	<b>7,114</b>	<b>4.3</b>	<b>38</b>
4. Frank Gore	SF	94	1,590	6,985	4.4	45
5. Steven Jackson	STL-ATL	93	1,659	6,717	4.1	34
6. Marshawn Lynch	BUF-SEA	97	1,570	6,694	4.3	54
7. Maurice Jones-Drew	JAX-OAK	87	1,489	6,410	4.3	46
8. Ray Rice	BAL	92	1,430	6,180	4.3	37
9. Jamaal Charles	KC	85	1,107	6,113	5.5	31
10. Michael Turner	ATL	75	1,411	6,081	4.3	60

### FORTÉ: 21 GAMES w/ 150 SCRIMMAGE YDs 2ND IN NFL SINCE '08

Bears RB Matt Forté has totaled 150 or more yards from scrimmage in four contests this season.

Forté now has 21 regular season contests during his career in which he totaled 150-plus yards from scrimmage, second most in the NFL during that time. Chris Johnson paces the NFL during that time with 22 such games.

#### MOST GAMES WITH 150+ SCRIMMAGE YARDS IN THE NFL Since 2008

Player	Team(s)	Games w/ 150+ Yds from Scrimmage
1. Chris Johnson	TEN-NYJ	22
2. <b>Matt Forté</b>	<b>CHI</b>	<b>21</b>
3. Arian Foster	HOU	20
4. Adrian Peterson	MIN	19
5. Ray Rice	BAL	17
6. Jamaal Charles	KC	15
t7. Frank Gore	SF	13
t7. Calvin Johnson	DET	13
9. LeSean McCoy	PHI	12
t10. Andre Johnson	HOU	11
t10. Maurice Jones-Drew	JAX-OAK	11

### FORTÉ LEADS RBs IN RECEPTIONS & 2<sup>ND</sup> IN REC. YDs SINCE '08

Bears RB Matt Forté is tops among all NFL running backs in receptions (393) and second in receiving yards (3,355) since joining the NFL in 2008. Forté's 14 touchdown receptions are tied for third among his position during that time.

#### MOST RECEPTIONS BY AN NFL RUNNING BACK Since 2008

Player	Team(s)	G	Rec	Yds	Avg	Lg	TD
1. <b>Matt Forté</b>	<b>CHI</b>	<b>98</b>	<b>393</b>	<b>3,355</b>	<b>8.5</b>	<b>89t</b>	<b>14</b>
2. Darren Sproles	SD-NO-PHI	98	381	3,538	9.3	81t	27
3. Ray Rice	BAL	92	369	3,034	8.2	63	6
4. Pierre Thomas	NO	88	291	2,283	7.8	57	11
5. Reggie Bush	NO-MIA-DET	83	290	2,241	7.7	77t	14

#### MOST RECEIVING YARDS BY AN NFL RUNNING BACK Since 2008

Player	Team(s)	G	Rec	Yds	Avg	Lg	TD
1. Darren Sproles	SD-NO-PHI	98	381	3,538	9.3	81t	27
2. <b>Matt Forté</b>	<b>CHI</b>	<b>98</b>	<b>393</b>	<b>3,355</b>	<b>8.5</b>	<b>89t</b>	<b>14</b>
3. Ray Rice	BAL	92	369	3,034	8.2	63	6
4. Pierre Thomas	NO	88	291	2,283	7.8	57	11
5. Reggie Bush	NO-MIA-DET	83	290	2,241	7.7	77t	14

#### MOST TD RECEPTIONS BY AN NFL RUNNING BACK Since 2008

Player	Team(s)	G	Rec	Yds	Avg	Lg	TD
1. Darren Sproles	SD-NO-PHI	98	381	3,538	9.3	81t	27
2. Jamaal Charles	KC	85	233	2,030	8.7	75	16
t3. <b>Matt Forté</b>	<b>CHI</b>	<b>98</b>	<b>393</b>	<b>3,355</b>	<b>8.5</b>	<b>89t</b>	<b>14</b>
t3. Reggie Bush	NO-MIA-DET	83	290	2,241	7.7	77t	14
5. Pierre Thomas	NO	88	291	2,283	7.8	57	11



## MATT FORTE NOTES

### FORTÉ 3<sup>RD</sup> IN NFL IN SCRIMMAGE YARDS IN 2014

Bears RB Matt Forté is third in the NFL with 884 yards from scrimmage in 2014. Forté has compiled 448 rushing yards and 436 receiving yards. He is the only player in the NFL with at least 400 yards rushing and 400 yards receiving this season.

#### MOST YARDS FROM SCRIMMAGE IN THE NFL 2014 NFL Regular Season

Player	Team	GP	Rush Yards	Rec Yards	Scrim Yards
1. DeMarco Murray	DAL	7	913	159	1,072
2. Le'Veon Bell	PIT	7	599	339	938
3. <b>Matt Forté</b>	CHI	7	448	436	884
4. Arian Foster	HOU	6	615	144	759
5. Antonio Brown	PIT	7	8	719	727
6. T.Y. Hilton	IND	7	5	711	716
7. Jordy Nelson	GB	7	0	712	712
8. Julio Jones	ATL	7	1	676	677
9. Demaryius Thomas	DEN	6	0	662	662
t10. Andre Ellington	ARZ	6	393	260	653
t10. Golden Tate	DET	7	4	649	653

### FORTÉ 5<sup>TH</sup> IN NFL IN RUSHING IN 2014

Bears RB Matt Forté is fifth in the NFL in rushing yards during the 2014 season with 448 on 111 carries (4.0 ypc) with 3 touchdowns.

#### MOST RUSHING YARDS IN THE NFL 2014 Regular Season

Player	Team	Gms	Att.	Yards	Avg	TD
1. DeMarco Murray	DAL	7	187	913	4.9	7
2. Arian Foster	HOU	6	126	615	4.9	5
3. Le'Veon Bell	PIT	7	117	599	5.1	1
4. Justin Forsett	BAL	7	87	503	5.8	3
5. <b>Matt Forté</b>	<b>CHI</b>	<b>7</b>	<b>111</b>	<b>448</b>	<b>4.0</b>	<b>3</b>
6. Alfred Morris	WAS	7	115	440	3.8	3
7. Chris Ivory	NYJ	7	88	432	4.9	3
8. Frank Gore	SF	7	102	423	4.1	1
9. LeSean McCoy	PHI	6	116	422	3.6	1
10. Marshawn Lynch	SEA	6	97	420	4.3	3

### FORTÉ LEADS NFL IN RECEPTIONS IN 2014

Bears RB Matt Forté has 52 receptions this season, most in the NFL in 2014. Bears TE Martellus Bennett is tied for ninth in the league with 41 receptions.

#### MOST RECEPTIONS IN THE NFL 2014 Regular Season

Player	Team	Gms	Rec.	Yards	Avg	TD
1. <b>Matt Forté</b>	<b>CHI</b>	<b>7</b>	<b>52</b>	<b>436</b>	<b>8.4</b>	<b>2</b>
2. Antonio Brown	PIT	7	50	719	14.4	5
3. Julio Jones	ATL	7	49	676	13.8	3
4. Golden Tate	DET	7	48	649	13.5	2
t5. T.Y. Hilton	IND	7	47	711	15.1	1
t5. Jordy Nelson	GB	7	47	712	15.1	6
7. Dez Bryant	DAL	7	45	590	13.1	4
8. Julian Edelman	NE	7	44	453	10.3	1
t9. <b>M. Bennett</b>	<b>CHI</b>	<b>7</b>	<b>41</b>	<b>422</b>	<b>10.3</b>	<b>4</b>
t9. Greg Olsen	CAR	7	41	493	12.0	5

### FORTÉ: 75 RUSHING, 75 RECEIVING IN WEEKS 1 & 6

Bears RB Matt Forté had 82 rushing yards on 17 carries and 87 receiving yards on eight receptions in Week 1 versus Buffalo. In Week 6 at Atlanta, Forté had 80 rushing yards and 77 receiving yards.

Week 1 marked the first time since James Allen on December 3, 2000 (80 rushing, 93 receiving) that a Bears player had at least 75 yards rushing and receiving in the same contest.

The feat has been accomplished just 12 times since at least 1960 by a Bears player. Before Forté this season, the last Bears player to accomplish the feat twice in the same season was Hall of Famer Walter Payton in 1983.

#### BEARS W/ 75 RUSH YDs, 75 REC. YDs IN SAME GAME Since at least 1960

Player	Date	Opp	Rush Yds	Rec. Yds
<b>Matt Forté</b>	<b>10/12/2014</b>	<b>at ATL</b>	<b>80</b>	<b>77</b>
<b>Matt Forté</b>	<b>9/7/2014</b>	<b>vs. BUF</b>	<b>82</b>	<b>87</b>
James Allen	12/3/2000	vs. GB	80	93
Neal Anderson	12/17/1989	vs. GB	119	90
Walter Payton	12/7/1986	vs. TB	78	98
Walter Payton	12/11/1983	at MIN	94	95
Walter Payton	9/4/1983	vs. ATL	103	96
Walter Payton	12/26/1982	at LA Rams	104	102
Walter Payton	10/29/1978	vs. DET	89	119
Walter Payton	11/24/1977	at DET	137	107
Gale Sayers	12/12/1965	vs. SF	113	89
Gale Sayers	10/3/1965	at GB	80	104

### FORTÉ: 400 RUSHING YARDS, 400 RECEIVING YARDS

Bears RB Matt Forté has 448 rushing yards and 436 receiving yards in 2014, marking the sixth time in his 7-year NFL career that he has had at least 400 rushing yards and 400 receiving yards in the same season.

His six such seasons are tied for the fourth most in NFL history.

#### MOST SEASONS w/ 400 RUSHING YDs & 400 RECEIVING YDs NFL History

Player	Team(s)	NFL Seasons	Seasons w/ 400 rush yd & 400 Rec. Yds
1. Marshall Faulk	IND-STL	1994-2005	9
t2. Tiki Barber	NYG	1997-2006	7
t2. Roger Craig	SF-LAA-MIN	1983-93	7
t4. <b>Matt Forté</b>	<b>CHI</b>	<b>2008-14</b>	<b>6</b>
t4. Marcus Allen	LAA-KC	1982-97	6
t4. Lenny Moore	BAL	1956-67	6
t4. L. Tomlinson	SD-NYJ	2001-11	6
t4. Herschel Walker	4 teams	1986-97	6
t4. Ricky Watters	SF-PHI-SEA	1992-2001	6

## MATT FORTE & BRANDON MARSHALL NOTES

### FORTÉ & MARSHALL CLIMB BEARS REC. YARDS LIST

Bears RB Matt Forté has 436 receiving yards and WR Brandon Marshall has 349 receiving yards in 2014.

Forté now has 3,355 career receiving yards moving into 10<sup>th</sup> on the Bears all-time receiving yards list in Week 5. Marshall now has 3,152 receiving yards, moving into 13<sup>th</sup> on the franchise's all-time list in Week 6.

#### MOST CAREER RECEIVING YARDS Bears Franchise History

Player	Years	Gms	Rec.	Yards	Avg	TD
1. Johnny Morris	1958-67	121	356	5,059	14.2	31
2. Harlon Hill	1954-61	89	226	4,616	20.4	40
3. Walter Payton	1975-87	190	492	4,538	9.2	15
4. Mike Ditka	1961-66	84	316	4,503	14.3	34
5. Curtis Conway	1993-99	92	329	4,498	13.7	31
6. Marty Booker	1999-03, 08	82	329	3,895	11.8	25
7. Willie Gault	1983-87	76	184	3,650	19.8	27
8. Ken Kavanaugh	1940-50	90	162	3,626	22.4	50
9. Dick Gordon	1965-71	97	238	3,550	14.9	35
<b>10. Matt Forté</b>	<b>2008-14</b>	<b>98</b>	<b>393</b>	<b>3,355</b>	<b>8.5</b>	<b>14</b>
11. James Scott	1976-83	71	177	3,202	18.1	20
12. Jim Dooley	1952-61	81	211	3,172	15.0	16
<b>13. B. Marshall</b>	<b>2012-14</b>	<b>39</b>	<b>249</b>	<b>3,152</b>	<b>12.7</b>	<b>28</b>
14. Jim Keane	1946-51	70	206	3,031	14.7	23
15. Wendell Davis	1988-93	81	207	3,000	14.5	14

### FORTÉ & MARSHALL: TOP 9 IN BEARS RECEPTIONS

On the 2014 regular season Bears RB Matt Forté has an NFL-high 52 receptions and WR Brandon Marshall has 31 receptions.

Forté now has 393 career receptions, second most in franchise history, surpassing WR Johnny Morris (356) in Week 3 at the New York Jets.

Marshall now has 249 receptions as a member of the Bears, ninth most in franchise history, surpassing Bobby Engram in Week 7.

Hall of Famer Walter Payton is the franchise record holder with 492 career receptions.

#### MOST CAREER RECEPTIONS Bears Franchise History

Player	Years	Gms	Rec.	Yards	Avg	TD
1. Walter Payton	1975-87	190	492	4,538	9.2	15
<b>2. Matt Forté</b>	<b>2008-14</b>	<b>98</b>	<b>393</b>	<b>3,355</b>	<b>8.5</b>	<b>14</b>
3. Johnny Morris	1958-67	121	356	5,059	14.2	31
t4. Marty Booker	1999-03, 08	82	329	3,895	11.8	25
t4. Curtis Conway	1993-99	92	329	4,498	13.7	31
6. Mike Ditka	1961-66	84	316	4,503	14.3	34
7. Neal Anderson	1986-93	116	302	2,763	9.1	20
8. Matt Suhey	1980-89	148	260	2,113	8.1	5
<b>9. B. Marshall</b>	<b>2012-14</b>	<b>39</b>	<b>249</b>	<b>3,152</b>	<b>12.7</b>	<b>28</b>
10. Bobby Engram	1996-2000	62	246	2,831	11.5	17
11. Desmond Clark	2003-10	110	242	2,639	10.9	18
12. Dick Gordon	1965-71	97	238	3,550	14.9	35
13. Harlon Hill	1954-61	89	226	4,616	20.4	40
14. Devin Hester	2006-13	123	217	2,807	12.9	14
15. Jim Dooley	1952-61	81	211	3,172	15.0	16

### MARSHALL 7<sup>TH</sup> IN BEARS CAREER RECEIVING TDs

Bears WR Brandon Marshall has five receiving touchdowns on the 2014 regular season. In just 39 games played as a member of the Bears, Marshall now has 28 receiving touchdowns, breaking a tie with Willie Gault for seventh most in franchise history.

#### MOST CAREER RECEIVING TOUCHDOWNS Bears Franchise History

Player	Years	Gms	Att.	Yards	Avg	TD
1. Ken Kavanaugh	1940-50	90	162	3,626	22.4	50
2. Harlon Hill	1954-61	89	226	4,616	20.4	40
3. Dick Gordon	1965-71	97	238	3,550	14.9	35
4. Mike Ditka	1961-66	84	316	4,503	14.3	34
t5. Curtis Conway	1993-99	92	329	4,498	13.7	31
t5. Johnny Morris	1958-67	121	356	5,059	14.2	31
<b>7. B. Marshall</b>	<b>2012-14</b>	<b>39</b>	<b>249</b>	<b>3,152</b>	<b>12.7</b>	<b>28</b>
8. Willie Gault	1983-87	76	184	3,650	19.8	27
t9. Marty Booker	1999-08	82	329	3,895	11.8	25
t9. Bill McColl	1952-59	96	201	2,815	14.0	25

### MARSHALL HAULS IN 3 TDS IN WEEK 2

Bears WR Brandon Marshall hauled in three touchdowns in Week 2 at San Francisco, tying a career high he set on November 4, 2012 at Tennessee.

Marshall joins Hall of Famer Mike Ditka, Ken Kavanaugh and Harlon Hill as the only players in franchise history to have multiple games with three or more receiving touchdowns.

#### BEARS WITH MULTIPLE GAMES w/ 3+ RECEIVING TDs Franchise History

Player	Game #1 (TDs)	Game #2 (TDs)
<b>B. Marshall</b>	<b>11/4/12 at TEN (3)</b>	<b>9/14/14 at SF (3)</b>
Mike Ditka	10/13/63 at LA Rams (4)	11/12/61 vs. GB (3)
K. Kavanaugh	11/10/46 at LA Rams (3)	11/2/47 at Bos. Yanks (3)
Harlon Hill	10/31/54 at SF (4)	10/30/55 at LA Rams (3)

### MARSHALL HAS 13 100-YD REC. GAMES w/ BEARS

WR Brandon Marshall had 113 receiving yards in Week 6 at Atlanta, his 14<sup>th</sup> 100-yard receiving contest as a member of the Bears, tying him with Hall of Famer Mike Ditka for third most in franchise history.

Marshall has played in 38 games as a member of the Bears.

Harlon Hill is the franchise record holder with 19 100-yard receiving games (89 total games played).

#### MOST GAMES WITH 100+ RECEIVING YARDS Bears Regular Season History

Player	Seasons	Total Gms	Games w/ 100+ Rec. Yards (Team Record)
1. Harlon Hill	1954-61	89	19 (11-7-1)
2. Johnny Morris	1958-67	121	15 (8-7)
<b>t3. B Marshall</b>	<b>2011-14</b>	<b>39</b>	<b>14 (9-5)</b>
t3. Mike Ditka	1961-66	84	14 (9-4-1)
5. Curtis Conway	1993-99	92	12 (6-6)
t6. Dick Gordon	1965-71	97	9 (6-3)
t6. Jeff Graham	1994-95	32	9 (4-5)
t6. Ken Kavanaugh	1940-50	90	9 (7-2)

## BRANDON MARSHALL NOTES

**MARSHALL 3<sup>RD</sup> IN CATCHES; 5<sup>TH</sup> IN REC YDS SINCE '06**

Since joining the NFL in 2006, Bears WR Brandon Marshall ranks third in the league with 743 receptions and fifth with 9,399 receiving yards and 62 receiving touchdowns.

In 2014, Marshall has 31 receptions for 349 yards and five touchdowns.

### MOST RECEPTIONS IN THE NFL Since 2006

Player	Team(s)	G	Rec.	Yds.	Avg.	TDs
1. Wes Welker	MIA-NE-DEN	126	829	9,100	11.0	49
2. Andre Johnson	HOU	116	758	10,351	13.7	50
<b>3. B. Marshall</b>	<b>DEN-MIA-CHI</b>	<b>130</b>	<b>743</b>	<b>9,399</b>	<b>12.7</b>	<b>62</b>
4. Reggie Wayne	IND	126	740	9,836	13.3	53
5. Jason Witten	DAL	135	714	7,981	11.2	40
6. Larry Fitzgerald	ARZ	130	708	9,461	13.4	70
7. Roddy White	ATL	131	684	9,343	13.7	55
8. Tony Gonzalez	KC-ATL	127	677	7,317	10.8	55
9. Anquan Boldin	ARZ-BAL-SF	123	637	8,389	13.2	50
10. Marques Colston	NO	123	628	8,696	13.8	64

### MOST RECEIVING YARDS IN THE NFL Since 2006

Player	Team(s)	G	Rec.	Yds.	Avg.	TDs
1. Andre Johnson	HOU	116	758	10,351	13.7	50
2. Reggie Wayne	IND	126	740	9,836	13.3	53
3. Calvin Johnson	DET	111	594	9,676	16.3	68
4. Larry Fitzgerald	ARZ	130	708	9,461	13.4	70
<b>5. B. Marshall</b>	<b>DEN-MIA-CHI</b>	<b>130</b>	<b>743</b>	<b>9,399</b>	<b>12.7</b>	<b>62</b>
6. Roddy White	ATL	131	684	9,343	13.7	55
7. Wes Welker	MIA-NE-DEN	126	829	9,100	11.0	49
8. Steve Smith Sr.	CAR-BAL	126	613	9,078	14.8	49
9. Marques Colston	NO	123	628	8,696	13.8	64
10. Anquan Boldin	ARZ-BAL-SF	123	637	8,389	13.2	50

### MOST RECEIVING TOUCHDOWNS IN THE NFL Since 2006

Player	Team(s)	G	Rec.	Yds.	Avg.	TDs
1. Larry Fitzgerald	ARZ	130	708	9,461	13.4	70
2. Antonio Gates	SD	125	552	7,102	12.9	69
3. Calvin Johnson	DET	111	594	9,676	16.3	68
4. Marques Colston	NO	123	628	8,696	13.8	64
<b>5. B. Marshall</b>	<b>DEN-MIA-CHI</b>	<b>130</b>	<b>743</b>	<b>9,399</b>	<b>12.7</b>	<b>62</b>
t6. Greg Jennings	GB-MIN	118	519	7,686	14.8	58
t6. Randy Moss	5 teams	93	348	5,145	14.8	58
t8. Vernon Davis	SF	124	411	5,343	13.0	55
t8. Tony Gonzalez	KC-ATL	127	677	7,317	10.8	55
t8. Roddy White	ATL	131	684	9,343	13.7	55

**MARSHALL: 2<sup>ND</sup> IN REC., 5<sup>TH</sup> IN REC. YDS SINCE JOINING BEARS**

WR Brandon Marshall has 249 receptions since joining the Bears in 2012, second most in the NFL.

His 3,152 receiving yards are fifth most in the NFL during that time and his 28 touchdown receptions in a Bears uniform are tied for the third most in the league.

Marshall's 14 games with 100 receiving yards are third most in the league since 2012.

### MOST RECEPTIONS IN THE NFL Since 2012

Player	Team(s)	G	Rec.	Yds.	Avg.	TDs
1. Andre Johnson	HOU	39	260	3,501	13.5	10
<b>2. Brandon Marshall</b>	<b>CHI</b>	<b>39</b>	<b>249</b>	<b>3,152</b>	<b>12.7</b>	<b>28</b>
3. Dez Bryant	DAL	39	230	3,205	13.9	29
4. Calvin Johnson	DET	35	228	3,804	16.7	19
5. Antonio Brown	PIT	36	226	3,005	13.3	18
6. Demaryius Thomas	DEN	38	225	3,526	15.7	30
7. A.J. Green	CIN	36	212	3,090	14.6	24
8. Wes Welker	NE-DEN	33	208	2,308	11.1	17
9. Jason Witten	DAL	39	206	2,156	10.5	12
10. Jimmy Graham	NO	37	205	2,573	12.6	28

### MOST RECEIVING YARDS IN THE NFL Since 2012

Player	Team(s)	G	Rec.	Yds.	Avg.	TDs
1. Calvin Johnson	DET	35	228	3,804	16.7	19
2. Demaryius Thomas	DEN	38	225	3,526	15.7	30
3. Andre Johnson	HOU	39	260	3,501	13.5	10
4. Dez Bryant	DAL	39	230	3,205	13.9	29
<b>5. Brandon Marshall</b>	<b>CHI</b>	<b>39</b>	<b>249</b>	<b>3,152</b>	<b>12.7</b>	<b>28</b>
6. A.J. Green	CIN	36	212	3,090	14.6	24
7. Antonio Brown	PIT	36	226	3,005	13.3	18
8. Vincent Jackson	TB	38	175	2,952	16.9	17
9. Jordy Nelson	GB	35	181	2,771	15.3	21
10. Eric Decker	DEN-NYJ	38	196	2,675	13.6	27

### MOST TD RECEPTIONS IN THE NFL Since 2012

Player	Team(s)	G	Rec.	Yds.	Avg.	TDs
1. Demaryius Thomas	DEN	38	225	3,526	15.7	30
2. Dez Bryant	DAL	39	230	3,205	13.9	29
<b>t3. Brandon Marshall</b>	<b>CHI</b>	<b>39</b>	<b>249</b>	<b>3,152</b>	<b>12.7</b>	<b>28</b>
t3. Jimmy Graham	NO	37	205	2,573	12.6	28
5. Eric Decker	DEN-NYJ	38	196	2,675	13.6	27

### MOST GAMES w/ 100-YARDS RECEIVING IN THE NFL Since 2012

Player	Team	Overall Games	Games w/ 100-Yds Rec.
1. Calvin Johnson	DET	35	19
2. Demaryius Thomas	DEN	38	16
<b>3. Brandon Marshall</b>	<b>CHI</b>	<b>39</b>	<b>14</b>
t4. A.J. Green	CIN	36	13
t4. T.Y. Hilton	IND	38	13

## MARSHALL & BENNETT NOTES

### MARSHALL HAS 5 TD CATCHES

WR Brandon Marshall has five touchdown receptions in 2014, tied for the eighth most in the NFL.

### MOST TD RECEPTIONS IN THE NFL 2014 Regular Season

Player	Team	G	Rec.	Yds.	Avg.	TDs
1. Julius Thomas	DEN	6	28	304	10.9	9
2. Randall Cobb	GB	7	35	452	12.9	8
3. Antonio Gates	SD	7	27	363	13.4	7
t4. Ahmad Bradshaw	IND	7	24	212	8.8	6
t4. Jordy Nelson	GB	7	47	712	15.1	6
t4. Demaryius Thomas	DEN	6	39	662	17.0	6
t4. Terrance Williams	DAL	7	19	338	17.8	6
<b>t8. Brandon Marshall CHI</b>	<b>CHI</b>	<b>7</b>	<b>31</b>	<b>349</b>	<b>11.3</b>	<b>5</b>
t8. Dwayne Allen	IND	7	21	305	14.5	5
t8. Kelvin Benjamin	CAR	7	34	477	14.0	5
t8. Antonio Brown	PIT	7	50	719	14.4	5
t8. Greg Olsen	CAR	7	41	493	12.0	5
t8. Eddie Royal	SD	7	23	345	15.0	5
t8. Mike Wallace	MIA	6	30	359	12.0	5

### BENNETT TIED FOR NFL TE LEAD IN RECEPTIONS IN '14

Bears TE Martellus Bennett is tied for the NFL lead among tight ends this season with 41 receptions, ranks third with 422 receiving yards and is tied for fifth with four touchdown receptions.

### MOST RECEPTIONS BY A TIGHT END 2014 Regular Season

Player	Team	G	Rec.	Yds.	Avg.	TDs
<b>t1. Martellus Bennett CHI</b>	<b>CHI</b>	<b>7</b>	<b>41</b>	<b>422</b>	<b>10.3</b>	<b>4</b>
t1. Greg Olsen	CAR	7	41	493	12.0	5
3 Jimmy Graham	NO	6	34	376	11.1	3
4 Larry Donnell	NYG	7	33	332	10.1	4
t5. Rob Gronkowski	NE	7	31	409	13.2	4
t5. Delanie Walker	TEN	7	31	438	14.1	3

### MOST RECEIVING YARDS BY A TIGHT END 2014 Regular Season

Player	Team	G	Rec.	Yds.	Avg.	TDs
1. Greg Olsen	CAR	7	41	493	12.0	5
2. Delanie Walker	TEN	7	31	438	14.1	3
<b>3. Martellus Bennett CHI</b>	<b>CHI</b>	<b>7</b>	<b>41</b>	<b>422</b>	<b>10.3</b>	<b>4</b>
4. Rob Gronkowski	NE	7	31	409	13.2	4
5. Niles Paul	WAS	7	25	384	15.4	1

### MOST TD RECEPTIONS BY A TIGHT END 2014 Regular Season

Player	Team	G	Rec.	Yds.	Avg.	TDs
1. Julius Thomas	DEN	6	28	304	10.9	9
2. Antonio Gates	SD	7	27	363	13.4	7
t3. Dwayne Allen	IND	7	21	305	14.5	5
t3. Greg Olsen	CAR	7	41	493	12	5
<b>t5. Martellus Bennett CHI</b>	<b>CHI</b>	<b>7</b>	<b>41</b>	<b>422</b>	<b>10.3</b>	<b>4</b>
t5. Larry Donnell	NYG	7	33	332	10.1	4
t5. Daniel Fells	NYG	7	9	105	11.7	4
t5. Rob Gronkowski	NE	7	31	409	13.2	4

### BENNETT 1 OF 4 TEs w/ 100 REC & 1,000 YDs SINCE '13

Bears TE Martellus Bennett has 106 receptions for 1,181 receiving yards and nine touchdowns since joining the team in 2013. He is one of four tight ends in the NFL to have 100 receptions and 1,000 receiving yards during that time.

Bennett has 41 receptions for 422 yards and four touchdowns during the 2014 season.

### NFL TEs WITH 100 CATCHES & 1,000 RECEIVING YARDS Since 2013

Player	Team(s)	Rec.	Yds.	TDs
<b>Martellus Bennett CHI</b>	<b>CHI</b>	<b>106</b>	<b>1,181</b>	<b>9</b>
Antonio Gates	SD	104	1,235	11
Greg Olsen	CAR	114	1,309	11
Jimmy Graham	NO	120	1,591	19

### BENNETT TOP 5 TIGHT END SINCE JOINING BEARS

Since joining the Bears TE Martellus Bennett has 106 receptions for 1,181 receiving yards and nine touchdowns.

Among NFL tight ends, Bennett ranks tied for third in receptions fourth in receiving yards and is tied for sixth in touchdown catches since joining the Bears.

### MOST RECEPTIONS BY AN NFL TIGHT END Since 2013

Player	Team	G	Rec.	Yds.	Avg.	TDs
1. Jimmy Graham	NO	22	120	1,591	13.3	19
2. Greg Olsen	CAR	23	114	1,309	11.5	11
<b>3. Martellus Bennett CHI</b>	<b>CHI</b>	<b>23</b>	<b>106</b>	<b>1,181</b>	<b>11.1</b>	<b>9</b>
4. Antonio Gates	SD	23	104	1,235	11.9	11
5. Jason Witten	DAL	23	96	1,117	11.6	9

### MOST RECEIVING YARDS BY AN NFL TIGHT END Since 2013

Player	Team	G	Rec.	Yds.	Avg.	TDs
1. Jimmy Graham	NO	22	120	1,591	13.3	19
2. Greg Olsen	CAR	23	114	1,309	11.5	11
3. Antonio Gates	SD	23	104	1,235	11.9	11
<b>4. Martellus Bennett CHI</b>	<b>CHI</b>	<b>23</b>	<b>106</b>	<b>1,181</b>	<b>11.1</b>	<b>9</b>
5. Jordan Cameron	CLE	20	90	1,127	12.5	8

### MOST RECEIVING TDs BY AN NFL TIGHT END Since 2013

Player	Team	G	Rec.	Yds.	Avg.	TDs
1. Julius Thomas	DEN	20	93	1,092	11.7	21
2. Jimmy Graham	NO	22	120	1,591	13.3	19
3. Vernon Davis	SF	20	66	992	15.0	15
t4. Antonio Gates	SD	23	104	1,235	11.9	11
t4. Greg Olsen	CAR	23	114	1,309	11.5	11
<b>t6. Martellus Bennett CHI</b>	<b>CHI</b>	<b>23</b>	<b>106</b>	<b>1,181</b>	<b>11.1</b>	<b>9</b>
t6. Delanie Walker	TEN	22	91	1,009	11.1	9
t6. Jason Witten	DAL	23	96	1,117	11.6	9



## BRANDON MARSHALL & ALSHON JEFFERY NOTES

### JEFFERY: 2,292 RECEIVING YDs IN FIRST 3 SEASONS

Bears WR Alshon Jeffery has a team-high 504 receiving yards in 2014. He now has 2,292 receiving yards over his first three NFL seasons.

Just seven games into the 2014 season, Jeffery already has the third most receiving yards by a Bears player in their first three NFL seasons.

Harlon Hill has the most receiving yards in his first three NFL seasons while with the Bears with 3,041 from 1954-56. Hall of Famer Mike Ditka is second with 2,774.

#### MOST REC. YDs BY A BEAR IN HIS 1<sup>ST</sup> 3 NFL SEASONS Franchise History

Player	Years	G	Rec.	Yds.	Avg.	TDs
1. Harlon Hill	1954-56	36	134	3,041	22.7	32
2. Mike Ditka	1961-63	42	173	2,774	16.0	25
<b>3. Alshon Jeffery 2012-14</b>		<b>33</b>	<b>146</b>	<b>2,292</b>	<b>15.7</b>	<b>12</b>
4. Johnny Knox	2009-11	45	133	2,214	16.6	12
5. Marcus Robinson	1998-00	30	143	2,182	15.3	15
6. Willie Gault	1983-85	48	107	2,127	19.9	15
7. James Scott	1976-78	40	118	2,080	17.6	14
8. Curtis Conway	1993-95	45	120	1,814	15.1	16

### JEFFERY/MARSHALL: 7 100-YARD RECEIVING GAMES SINCE '13

Bears WR Alshon Jeffery has two 100-yard receiving games in 2014: 105 yards in Week 3 at the New York Jets and 136 yards in Week 6 at Atlanta. Jeffery now has seven 100-yard receiving games in his NFL career with all seven coming in the last two seasons.

His seven 100-yard receiving games since 2013 are tied for eighth most in the NFL along with teammate Brandon Marshall and three other players.

#### MOST GAMES w/ 100-YARDS RECEIVING IN THE NFL Since 2013

Player	Team	Overall Games	Games w/ 100-Yds Rec.
1. Demaryius Thomas	DEN	22	9
t1. Antonio Brown	PIT	23	8
t1. A.J. Green	CIN	20	8
t1. T.Y. Hilton	IND	23	8
t1. DeSean Jackson	PHI-WAS	23	8
t1. Calvin Johnson	DET	19	8
t1. Jordy Nelson	GB	21	8
<b>t7. Alshon Jeffery CHI</b>		<b>23</b>	<b>7</b>
<b>t7. Brandon Marshall CHI</b>		<b>23</b>	<b>7</b>
t7. Josh Gordon	CLE	14	7
t7. Jimmy Graham	NO	22	7

### JEFFERY HAS 25 RUSHING YARDS IN 2014

Bears WR Alshon Jeffery has 25 rushing yards on five carries (5.0 yards per carry) in 2014.

Jeffery now has 130 rushing yards on 21 carries (6.2 ypc) in his NFL career, with all 21 rushes coming in the last two seasons.

Since 2013, Jeffery's 130 rushing yards are third most in the NFL among wide receivers.

#### MOST RUSHING YARDS IN THE NFL BY A WIDE RECEIVER Since 2013

Player	Team	Gms	Att.	Yards	Avg	TD
1. C. Patterson	MIN	23	18	258	14.3	4
2. Tavon Austin	STL	18	22	209	9.5	1
<b>3. Alshon Jeffery CHI</b>		<b>23</b>	<b>21</b>	<b>130</b>	<b>6.2</b>	<b>0</b>
4. Percy Harvin	SEA-NYJ	6	11	92	8.4	1
5. Josh Gordon	CLE	14	5	88	17.6	0

### JEFFERY 4<sup>TH</sup> IN THE NFL IN RECEIVING YDs SINCE '13

Bears WR Alshon Jeffery has a team-high 504 receiving yards in 2014 and now has 1,925 over the last two seasons, fourth most in the NFL during that time.

#### MOST RECEIVING YARDS IN THE NFL Since 2013

Player	Team	Gms	Rec.	Yards	Avg	TD
1. Antonio Brown	PIT	23	160	2,218	13.9	13
2. Demaryius Thomas	DEN	22	131	2,092	16.0	20
3. Jordy Nelson	GB	23	132	2,026	15.3	14
<b>4. Alshon Jeffery CHI</b>		<b>23</b>	<b>122</b>	<b>1,925</b>	<b>15.8</b>	<b>9</b>
5. Andre Johnson	HOU	23	148	1,903	12.9	6
6. DeSean Jackson	PHI-WAS	23	108	1,860	17.2	12
7. Calvin Johnson	DET	19	106	1,840	17.4	14
8. Dez Bryant	DAL	23	138	1,823	13.2	17
9. T.Y. Hilton	IND	23	129	1,794	13.9	6
10. Pierre Garcon	WAS	23	148	1,742	11.8	8
11. A.J. Green	CIN	20	115	1,740	15.1	13
12. Josh Gordon	CLE	14	87	1,646	18.9	9
<b>13.B. Marshall CHI</b>		<b>23</b>	<b>131</b>	<b>1,644</b>	<b>12.5</b>	<b>17</b>

### JEFFERY 11<sup>TH</sup> IN THE NFL IN RECEIVING YDs IN '14

Bears WR Alshon Jeffery has 504 receiving yards in 2014, 11<sup>th</sup> most in the NFL this season.

#### MOST RECEIVING YARDS IN THE NFL 2014 Regular Season

Player	Team	Gms	Rec.	Yards	Avg	TD
1. Antonio Brown	PIT	7	50	719	14.4	5
2. Jordy Nelson	GB	7	47	712	15.1	6
3. T.Y. Hilton	IND	7	47	711	15.1	1
4. Julio Jones	ATL	7	49	676	13.8	3
5. Demaryius Thomas	DEN	6	39	662	17.0	6
6. Golden Tate	DET	7	48	649	13.5	2
7. Steve Smith Sr.	BAL	7	38	640	16.8	4
8. Dez Bryant	DAL	7	45	590	13.1	4
9. DeSean Jackson	WAS	7	26	528	20.3	3
10. Emmanuel Sanders	DEN	6	38	514	13.5	1
<b>11. Alshon Jeffery CHI</b>		<b>7</b>	<b>33</b>	<b>504</b>	<b>15.3</b>	<b>2</b>

## BEARS TAKEAWAY, YOUNG & FULLER NOTES

### BEARS TIED FOR 5<sup>TH</sup> IN THE NFL w/ 12 TAKEAWAYS

The Bears defense has 12 takeaways on the 2014 season, tied for the fifth most in the NFL. Chicago has eight interceptions and four opponent fumble recoveries.

#### MOST TAKEAWAYS IN THE NFL 2014 Regular Season

Team	Opp FRs	INTs	Total Takeaways
1. Houston	9	6	15
t2. Green Bay	4	10	14
t2. New England	7	7	14
4. N.Y. Giants	2	11	13
<b>t5. Chicago</b>	<b>4</b>	<b>8</b>	<b>12</b>
t5. Atlanta	8	4	12
t5. Buffalo	4	8	12
t5. Carolina	5	7	12
t5. Dallas	5	7	12
t5. Indianapolis	6	6	12

### BEARS HAVE 49 POINTS ON TAKEAWAYS

The Chicago Bears have converted their 12 takeaways in 2014 in 49 points (seven touchdowns), third most in the NFL.

#### MOST TAKEAWAY POINTS SCORED IN THE NFL 2014 Regular Season

Team	Total Takeaways	Takeaway Points
1. Green Bay	14	55
2. New England	14	53
<b>3. Chicago</b>	<b>12</b>	<b>49</b>
4. N.Y. Giants	13	48
t5. Carolina	12	45
t5. Philadelphia	9	45

### YOUNG T-2<sup>ND</sup> IN NFL WITH 7 SACKS IN 2014

DE Willie Young is tied for second in the NFL with seven sacks in 2014. The seven sacks by Young in 2014, have already established career-high for the fifth-year veteran (breaking the three sacks he had in 2011 and 2013) and he had six sacks total in his four NFL seasons entering the 2014 season.

Young has added two additional tackles for losses, a forced fumble and a blocked field goal in 2014.

This is Young's first season with the Bears after signing a three-year contract this offseason.

#### MOST SACKS IN THE NFL 2014 Regular Season

Player	Team	Gms	Sacks	Yds
1. Von Miller	DEN	6	8	49.5
<b>t2. Willie Young</b>	<b>CHI</b>	<b>7</b>	<b>7</b>	<b>49</b>
t2. Marcell Dareus	BUF	7	7	40
t2. Elvis Dumervil	BAL	7	7	61.5
t2. Everson Griffen	MIN	7	7	20
t2. Justin Houston	KC	6	7	22
t2. DeMarcus Ware	DEN	6	7	45.5

### YOUNG HAS 7 SACKS IN 7 GAMES

Bears DE Willie Young has seven sacks in the first seven games of the 2014 season.

Since sacks became an official statistic in 1982, Young's seven sacks are tied for sixth most among Bears players in the first seven games of a season.

#### MOST SACKS IN THE FIRST 6 GAMES OF A SEASON By a Bears Player Since 1982

Player	Year	Sacks
t1. Dan Hampton	1982	8
t1. Mike Hartenstine	1983	8
t3. Mark Anderson	2006	7.5
t3. Richard Dent	1993	7.5
t3. Richard Dent	1985	7.5
<b>t6. Willie Young</b>	<b>2014</b>	<b>7</b>
t6. Roosevelt Colvin	2002	7
t8. Sean McInerney	1987	6.5
t8. Steve McMichael	1988	6.5
t10. Trace Armstrong	1990	6
t10. Richard Dent	1990	6
t10. Tommie Harris	2007	6
t10. Brian Urlacher	2000	6

### FULLER TIED FOR 2<sup>ND</sup> IN NFL WITH 3 INTs

Bears rookie CB Kyle Fuller is tied for second in the NFL with three interceptions in 2014.

#### MOST INTERCEPTIONS IN THE NFL 2014 Regular Season

Player	Team	G	INTs	Yards	Avg	Lg	TD
t1. Tashaun Gipson	CLE	6	4	111	27.8	62t	1
t1. Leodis McKelvin	BUF	7	4	10	2.5	9	0
<b>t3. Kyle Fuller</b>	<b>CHI</b>	<b>7</b>	<b>3</b>	<b>50</b>	<b>16.7</b>	<b>20</b>	<b>0</b>
t3. Prince Amukamara	NYG	7	3	66	22.0	38	0
t3. Perrish Cox	SF	7	3	2	0.7	2	0
t3. Roman Harper	CAR	7	3	12	4.0	8	0
t3. Malcolm Jenkins	PHI	6	3	67	22.3	53t	1
t3. Jerraud Powers	ARZ	6	3	19	6.3	12	0
t3. Glover Quin	DET	7	3	61	20.3	23	0
t3. Antrel Rolle	NYG	7	3	71	23.7	39	0
t3. Harrison Smith	MIN	7	3	87	29.0	81t	1

### FULLER HAS 3 FFs IN 2014

Bears rookie CB Kyle Fuller has three forced fumbles during the 2014 season, tied for the most in the NFL.

#### MOST FORCED FUMBLES IN THE NFL 2014 Regular Season

Player	Team	Games	Forced Fumbles
<b>t1. Kyle Fuller</b>	<b>CHI</b>	<b>7</b>	<b>3</b>
t1. Antoine Cason	CAR	7	3
t1. Trent Cole	PHI	6	3
t1. Brandon Graham	PHI	6	3
t1. Tamba Hali	KC	6	3
t1. Kendrick Lewis	HOU	7	3
t1. D.J. Swearinger	HOU	7	3
t1. Cameron Wake	MIA	6	3

## FULLER, CONTE, ALLEN & BRIGGS NOTES

### FULLER HAS 2 INTs IN WEEK 2

Bears rookie CB Kyle Fuller had two interceptions in Week 2 at San Francisco.

Fuller is the first Bears rookie with a multiple interception game since S Chris Harris (now a defensive quality control coach for Chicago) on December 25, 2005 at Green Bay. It is just the eighth time since at least 1960 that a Bears rookie has had multiple interceptions in a game.

Both interceptions by Fuller led to Bears offensive touchdowns: The first led to the eventual game-winning score, a 3-yard touchdown pass from QB Jay Cutler to TE Martellus Bennett, one play after the interception. The second led to a 3-yard scoring strike from Cutler to WR Brandon Marshall.

### BEARS ROOKIES w/ MULTIPLE INTERCEPTIONS IN A GAME Since 1960

Player	Date	Opp	Ints
<b>Kyle Fuller</b>	<b>9/14/14</b>	<b>at SF</b>	<b>2</b>
Chris Harris	12/25/05	at GB	2
Mark Carrier	12/9/90	at WAS	3
Mark Carrier	11/4/90	at TB	2
David Tate	10/16/88	vs. DAL	2
Mike Richardson	12/18/83	vs. GB	2
Mike Richardson	11/20/83	at TB	2
Charlie Ford	12/5/71	at DEN	2

### CONTE HAS 7 INTs SINCE 2012

Bears S Chris Conte has two interceptions on the 2014 regular season and now has eight interceptions in his career (2011-14), including seven since 2012.

His seven interceptions since 2012 are tied for eighth most in the NFL among safeties.

### MOST INTERCEPTIONS IN THE NFL BY A SAFETY Since 2012

Player	Team	G	INTs	Yards	Avg	Lg	TD
1. Antrel Rolle	NYG	39	11	136	12.4	39	0
2. Tashaun Gipson	CLE	32	10	277	27.7	62t	2
3. Jairus Byrd	BUF-NO	31	9	166	18.4	57	0
t4. Stevie Brown	NYG	23	8	307	38.4	70	0
t4. Glover Quin	HOU-DET	39	8	140	17.5	42	0
t4. Harrison Smith	MIN	31	8	178	22.3	81t	3
t4. Earl Thomas	SEA	38	8	89	11.1	57t	1
<b>t8. Chris Conte</b>	<b>CHI</b>	<b>37</b>	<b>7</b>	<b>124</b>	<b>17.7</b>	<b>35</b>	<b>0</b>
t8. Thomas DeCoud	ATL-CAR	38	7	77	11.0	35	0
t8. Michael Griffin	TEN	37	7	71	10.1	33	0
t8. Rashad Johnson	ARZ	34	7	180	25.7	53t	2
t8. Devin McCourty	NE	38	7	113	16.1	60	0
t8. William Moore	ATL	32	7	87	12.4	33	0
t8. Reggie Nelson	CIN	35	7	41	5.9	31	0
t8. Ed Reed	BAL-HOU-NYJ	30	7	127	18.1	34t	1

### ALLEN LEADS NFL WITH 130 SACKS SINCE 2004

After picking up 1.5 sacks in the last two contests, Bears DE Jared Allen now has 130 sacks since entering the NFL in 2004, most in the league during that time.

His 130 career sacks are 12<sup>th</sup> most since the NFL started officially recording sacks in 1982.

Allen has seven-straight seasons with double-digit sacks entering 2014.

### MOST SACKS IN THE NFL Since 2004

Player	Team(s)	Gms	Sacks	Yds
<b>1. Jared Allen</b>	<b>KC-MIN-CHI</b>	<b>163</b>	<b>130</b>	<b>818.5</b>
2. DeMarcus Ware	DAL-DEN	147	124	792.5
3. Robert Mathis	IND	147	107.5	747.5
4. Julius Peppers	CAR-CHI-GB	165	102.5	626
5. John Abraham	NYJ-ATL-ARZ	147	100	697.5
6. Dwight Freeney	IND-SD	143	86	626.5
7. Terrell Suggs	BAL	156	85	597
t8. Trent Cole	PHI	146	82.5	632.5
t8. Osi Umenyiora	NYG-ATL	139	82.5	566
10. Mario Williams	HOU-BUF	121	82	470

### MOST SACKS IN THE NFL Since 1982

Player	Team(s)	Gms	Sacks	Yds
1. Bruce Smith	BUF-WAS	279	200	842
2. Reggie White	PHI-GB-CAR	232	198	724
3. Kevin Greene	4 teams	228	160	669
4. Chris Doleman	MIN-ATL-SF	232	150.5	609
5. Michael Strahan	NYG	216	141.5	876.5
6. Jason Taylor	MIA-WAS-NYJ	233	139.5	869.5
t7. Richard Dent	4 teams	203	137.5	326.5
t7. John Randle	MIN-SEA	219	137.5	905.5
9. John Abraham	NYJ-ATL-ARZ	192	133.5	882
t10. Leslie O'Neal	SD-STL-KC	196	132.5	591
t10. Lawrence Taylor	NYG	168	132.5	121
<b>12. Jared Allen</b>	<b>KC-MIN-CHI</b>	<b>163</b>	<b>130</b>	<b>818.5</b>
13. Rickey Jackson	NO-SF	211	128	285
14. Derrick Thomas	KC	169	126.5	699
15. DeMarcus Ware	DAL-DEN	147	124	792.5

### BRIGGS LEADS NFL WITH 82 "STUFFS" SINCE 2003

Bears LB Lance Briggs has 1.5 "stuffs" - a tackle of a rusher for negative yards, according to STATS LLC - on the 2014 season.

Briggs now has 82.5 stuffs and 200 yards in losses on those stuffs since entering the NFL in 2003, both tops in the NFL during that time.

DE Jared Allen also has 1.5 stuff this season and now has 65 stuffs since entering the league in 2004.

### NFL INDIVIDUAL STUFFS LEADERS Since 2003

Player	Team(s)	Gms	Stuffs	Yds
<b>1. Lance Briggs</b>	<b>CHI</b>	<b>170</b>	<b>82.5</b>	<b>200</b>
2. Terrell Suggs	BAL	172	70.5	165
<b>3. Jared Allen</b>	<b>KC-MIN-CHI</b>	<b>163</b>	<b>65</b>	<b>147.5</b>
4. Brian Urlacher	CHI	134	62	125
5. Derrick Johnson	KC	138	61	150.5

## BRIGGS, PAEA, RATLIFF & FERGUSON NOTES

### BRIGGS RECORDS 16<sup>TH</sup> CAREER INT

Bears LB Lance Briggs grabbed a batted pass out of the air in Week 5 at Carolina for his first interception of the season and the 16<sup>th</sup> of his career.

Briggs is now tied with Joe Fortunato for fifth all-time among Bears linebackers in career interceptions. Doug Buffone is the Bears leader among linebackers with 24 career interceptions.

#### MOST INTERCEPTIONS BY A LINEBACKER Bears Regular Season History

Player	Seasons	G	INTs	Yards	Avg	TD
1. Doug Buffone	1966-79	186	24	211	8.8	0
t2. Dick Butkus	1965-73	119	22	166	7.5	0
t2. Brian Urlacher	2000-12	182	22	324	14.7	2
4. Bill George	1952-65	159	18	144	8.0	0
<b>t5. Lance Briggs</b>	<b>2003-14</b>	<b>170</b>	<b>16</b>	<b>256</b>	<b>16</b>	<b>5</b>
t5. Joe Fortunato	1955-66	155	16	156	9.8	1

### BRIGGS 15 INTS, SACKS, FFs IN CAREER

Bears LB Lance Briggs collected his 16th career interception in Week 5 at Carolina. According to STATS, Briggs is one of 10 linebackers to record at least 15 interceptions, 15 sacks and 15 forced fumbles in their NFL career since 1991 (sacks did not become an official statistic until 1982 and forced fumbles until 1991).

#### NFL LINEBACKERS w/ 15 CAREER INTs, FFs & SACKS Since 1991

Player	Team(s)	G	INTs	Sacks	FFs
<b>Lance Briggs</b>	<b>CHI</b>	<b>170</b>	<b>16</b>	<b>15</b>	<b>18</b>
Karlos Dansby	ARZ-MIA-CLE	158	16	41	16
Donnie Edwards	KC-SD	197	28	23.5	15
London Fletcher	STL-BUF-WAS	256	23	39	20
Seth Joyner	4 teams	195	24	52	16
Ray Lewis	BAL	228	31	41.5	19
Wilber Marshall	5 teams	179	23	45	10
Clay Matthews, Jr.	CLE-ATL	278	16	69.5	11
Bill Romanowski	4 teams	243	18	39.5	12
Zach Thomas	MIA-DAL	184	17	20.5	15

### PAEA HAS 4 SACKS IN 2014; RATLIFF 3.5

Fourth-year Bears DT Stephen Paea has a career-high four sacks during the 2014 season, topping the 2.5 sacks he had in 2012.

Fellow DT Jeremiah Ratliff recorded 3.5 sacks in Week 7 versus Miami, a single-game career-high for the 10-year NFL veteran.

Paea's four sacks are tied for second in the NFL among defensive tackles.

#### MOST SACKS AMONG NFL DEFENSIVE TACKLES 2014 Regular Season

Player	Team	Gms	Sacks	Yds
1. Marcell Dareus	BUF	7	7	40
<b>t2. Stephen Paea</b>	<b>CHI</b>	<b>7</b>	<b>4</b>	<b>17</b>
t2. Jurrell Casey	TEN	7	4	33
t2. Tom Johnson	MIN	7	4	24
<b>5. Jeremiah Ratliff</b>	<b>CHI</b>	<b>4</b>	<b>3.5</b>	<b>17</b>

### RATLIFF 3.5 SACKS IN WEEK 7

Bears DT Jeremiah Ratliff recorded a career-high 3.5 sacks in Week 7 versus Miami, tied for seventh most by an NFL defensive tackle in a single game since 1982 when sacks became an official statistic.

Ratliff now has 32 sacks in his 10-year career including 5 in nine games with the Bears since joining the team in November of 2013.

#### MOST SACKS IN A SINGLE GAME AMONG NFL DTs Since 1982

Player	Team	Date	Opp	Sacks
t1. Sean Gilbert	LAN	9/12/1993	vs. PIT	4
t1. Keith Millard	MIN	9/25/1988	vs. PHI	4
t1. Keith Millard	MIN	10/15/1989	vs. GB	4
t1. Jim Osborne	CHI	9/4/1983	vs. ATL	4
t1. Dana Stubblefield	SF	11/10/1997	at PHI	4
t1. Kevin Williams	MIN	10/12/2008	vs. DET	4
<b>t7. Jeremiah Ratliff</b>	<b>CHI</b>	<b>10/19/2014</b>	<b>vs. MIA</b>	<b>3.5</b>
t7. 7 others tied with Ratliff with 3.5 sacks in a single game				

### FERGUSON HAS 2 SACKS, 3 PBU's

Chicago DT Ego Ferguson is tied among all NFL rookies with two sacks this season.

In Week 5 at Carolina, Ferguson batted passes on back-to-back plays, with the second leading to an interception by Bears LB Lance Briggs. He now has three pass break-ups this season.

#### MOST SACKS AMONG NFL ROOKIES 2014 Regular Season

Player	Team	Gms	Sacks
<b>t1. Ego Ferguson</b>	<b>CHI</b>	<b>7</b>	<b>2</b>
t1. Anthony Barr	MIN	7	2
t1. Aaron Donald	STL	6	2
t1. Zach Kerr	IND	7	2
t1. Christian Kirksey	CLE	6	2
t1. Telvin Smith	JAX	7	2



## TIM JENNINGS & CHARLES TILLMAN NOTES

### JENNINGS 2<sup>ND</sup> IN NFL IN INTs SINCE 2012

CB Tim Jennings has 13 interceptions since 2012, second most in the NFL to Seattle's Richard Sherman (16).

Jennings has returned three of those 14 interceptions for touchdowns, tied for second most in the league since 2012, along with fellow Bears CB Charles Tillman and two others.

Sixteen of Jennings' 20 career interceptions have come as a member of the Bears.

#### MOST INTERCEPTIONS IN THE NFL Since 2012

Player	Team(s)	G	INTs	Yards	Avg	Lg	TD
1 Richard Sherman	SEA	38	16	182	11.4	58t	2
2 Tim Jennings	CHI	37	13	216	16.6	48t	3
3 Antrel Rolle	NYG	39	11	136	12.4	39	0
t4. Tashaun Gipson	CLE	32	10	277	27.7	62t	2
t4. Patrick Peterson	ARZ	38	10	123	12.3	43	0
t6. Jairus Byrd	BUF-NO	31	9	166	18.4	57	0
t6. Sam Shields	GB	30	9	97	10.8	62	0
t8. Stevie Brown	NYG	23	8	307	38.4	70	0
t8. Darius Butler	IND	32	8	180	22.5	51	3
t8. DeAngelo Hall	WAS	35	8	111	13.9	27	2
t8. Casey Hayward	GB	26	8	112	14	24	0
t8. DeAndre Levy	DET	37	8	88	11.0	66t	1
t8. Glover Quin	HOU-DET	39	8	140	17.5	42	0
t8. Harrison Smith	MIN	31	8	178	22.3	81t	3
t8. Aqib Talib	TB-NE-DEN	29	8	96	12.0	59t	2
t8. Earl Thomas	SEA	38	8	89	11.1	57t	1
t8. Alterraun Verner	TEN-TB	38	8	79	9.9	34	1
<b>t18. Chris Conte</b>	<b>CHI</b>	<b>37</b>	<b>7</b>	<b>124</b>	<b>17.7</b>	<b>35</b>	<b>0</b>
t18. 12 other players tied with Conte with 7 INTs							

#### MOST INTERCEPTION RETURN TDs IN THE NFL Since 2012

Player	Team	G	INTs	Yards	Avg	Lg	TD
t1. Janoris Jenkins	STL	37	6	180	30	41t	4
t1. Captain Munnerlyn	CAR-MIN	39	4	193	48.3	74t	4
t3. Tim Jennings	CHI	37	13	216	16.6	48t	3
t3. Charles Tillman	CHI	26	6	140	23.3	41	3
t3. Darius Butler	IND	32	8	180	22.5	51	3
t3. Harrison Smith	MIN	31	8	178	22.3	81t	3
<b>t7. Lance Briggs</b>	<b>CHI</b>	<b>30</b>	<b>2</b>	<b>110</b>	<b>55.0</b>	<b>74t</b>	<b>2</b>
t7. 20 other players tied with Briggs with 2 INT return TDs							

#### TIM JENNINGS Career statistics

Category	2006-09	2010-14
Team	IND	CHI
Games Played/Started	53/21	69/65
Interceptions	4	16
Forced fumbles	3	6
Fumble Recoveries	2	3
TFLs	1	7
Seasons w/ 60+ tackles	1	4
Return TDs	0	3

### TILLMAN'S 36 INTs THIRD MOST IN BEARS HISTORY

Bears CB Charles Tillman, who was placed on injured reserve this season after suffering a triceps injury, has 36 interceptions during his NFL career, third most in franchise history, trailing safeties Gary Fencik (38) and Richie Petitbon (37).

He has returned those 36 interceptions for 675 yards, the most in Bears annals.

Tillman is also the franchise record holder in interception return touchdowns (eight) and defensive return touchdowns (nine).

#### CHARLES TILLMAN Bears Career Rankings

Category	Bears All-time Rank	Stat
Interceptions	3rd	36
Interception Return Yards	1st	675
Interception Return Touchdowns	1st	8
Defensive Return Touchdowns	1st	9

#### MOST INTERCEPTIONS Bears Franchise History

Player	Seasons	G	INTs	Yards	Avg	Lg	TD
1. Gary Fencik	1976-87	164	38	488	12.8	69t	1
2. Richie Petitbon	1959-68	136	37	643	17.4	101t	3
<b>3. Charles Tillman</b>	<b>2003-14</b>	<b>156</b>	<b>36</b>	<b>675</b>	<b>18.8</b>	<b>95</b>	<b>8</b>
4. Donnell Woolford	1989-96	111	32	212	6.6	32	1
5. Bennie McRae	1962-70	125	27	485	18.0	89t	4

### TILLMAN CREATES TAKEAWAYS

Since entering the NFL in 2003, Bears CB Charles Tillman is among the NFL's top 10 in interceptions (36, tied for fifth), interception return yards (675, sixth), interception return touchdowns (eight, tied for second), forced fumbles (42, second) and passes defended (133, sixth).

#### CHARLES TILLMAN'S NFL RANKINGS Since 2003

Category	NFL Rank	Stat
Interceptions	T-5th	36
Interception Return Yards	6th	675
Interception Return Touchdowns	T-2nd	8
Forced Fumbles	2nd	42
Passes Defended *	6th	133

\* According to STATS, LLC

## ROBBIE GOULD NOTES

### GOULD 6<sup>TH</sup> MOST ACCURATE KICKER IN HISTORY

Bears K Robbie Gould is the sixth-most accurate kicker in NFL history, connecting on 242 of 281 career field goal attempts (86.1 percent).

The NFL recognizes career field goal accuracy based on 100 field goals made.

#### CAREER FIELD GOAL ACCURACY Among NFL Kickers

Player	Team(s)	FGM/A	Pct.	Lg
1. Dan Bailey	DAL	103/113	91.2	56
2. Steven Hauschka	SEA	109/126	86.5	54
3. Mike Vanderjagt	IND-DAL	230/266	86.5	54
4. Stephen Gostkowski	NE	226/262	86.3	54
5. Nate Kaeding	SD	181/210	86.2	57
<b>6. Robbie Gould</b>	<b>CHI</b>	<b>242/281</b>	<b>86.1</b>	<b>58</b>
7. Shayne Graham	8 teams	257/300	85.7	53
8. Rob Bironas	TEN	239/279	85.7	60

\* Minimum 100 FG Made

### GOULD IN THE BEARS RECORD BOOKS

Bears K Robbie Gould is the franchise record holder in multiple categories and closing in on multiple others. Gould is in his 10<sup>th</sup> season with the team.

#### GOULD'S ALL-TIME RANKS Bears Franchise History

Category	Rank (Stat)	Leader (Stat)
Field Goals %	1st (86.1)	
Points Scored	2nd (1,066)	Kevin Butler (1,116)
Field Goals Made	2nd (242)	Kevin Butler (243)
Field Goals Attempts	2nd (281)	Kevin Butler (332)
50+ Yard Field Goals Made	T-1st (16)	Tied w/ Kevin Butler
Extra Points Made	2nd (340)	Kevin Butler (387)
Longest Field Goal Made	1st (58)	

### GOULD 2<sup>ND</sup> IN BEARS HISTORY IN CAREER POINTS

Bears K Robbie Gould has 41 points in 2014, connecting on eight-of-nine field goal attempts and 17-of-18 PATs.

Gould now has 1,066 points with the Bears (242 field goals and 340 PATs), second most in franchise history.

Gould trails Kevin Butler (1,116) by 51 points for most points in franchise annals. Gould has played in 145 career games and Butler played in 171 games as a member of the Bears.

#### MOST POINTS SCORED Bears Franchise History

Player (pos)	Years	TD	PAT	FG	Pts
1. Kevin Butler (k)	1985-95	0	387	243	1,116
<b>2. Robbie Gould (k)</b>	<b>2005-14</b>	<b>0</b>	<b>340</b>	<b>242</b>	<b>1,066</b>
3. Walter Payton (hb)	1975-87	125	0	0	750
4. Bob Thomas (k)	1975-84	0	245	128	629
5. George Balnda (k-qb)	1949-58	5	247	88	541

### GOULD 2<sup>ND</sup> IN TEAM HISTORY IN FIELD GOALS MADE

K Robbie Gould is just one field goal away from tying Kevin Butler for the most in franchise history. Gould has connected on 242 field goals as a member of the Bears, while Butler had 243.

This season Gould has connected on eight of nine field goal attempts.

#### MOST FIELD GOALS MADE Bears Franchise History

Player	Season(s)	Gms	FGM	FGA	Pct.
1. Kevin Butler	1985-95	171	243	332	73.2
<b>2. Robbie Gould</b>	<b>2005-14</b>	<b>144</b>	<b>242</b>	<b>281</b>	<b>86.1</b>
3. Bob Thomas	1975-84	126	128	205	62.4
4. Paul Edinger	2000-04	80	110	146	75.3
5. Mac Percival	1967-73	88	99	182	54.4

### GOULD OWNS TOP 7 MARKS IN BEARS HISTORY

Bears K Robbie Gould owns the top seven single-season field goal accuracy marks in franchise annals and eight of the top 10.

He has accomplished his franchise best mark of 89.7 percent (26-of-29) twice: In 2008 and 2013.

#### HIGHEST SINGLE-SEASON FIELD GOAL ACCURACY \* In Bears History

Player	Season	FGM/A	Pct.
<b>t1. Robbie Gould</b>	<b>2013</b>	<b>26/29</b>	<b>89.7</b>
<b>t1. Robbie Gould</b>	<b>2008</b>	<b>26/29</b>	<b>89.7</b>
<b>3. Robbie Gould</b>	<b>2006</b>	<b>32/36</b>	<b>88.9</b>
<b>4. Robbie Gould</b>	<b>2011</b>	<b>28/32</b>	<b>87.5</b>
<b>5. Robbie Gould</b>	<b>2007</b>	<b>31/36</b>	<b>86.1</b>
<b>6. Robbie Gould</b>	<b>2009</b>	<b>24/28</b>	<b>85.7</b>
<b>7. Robbie Gould</b>	<b>2012</b>	<b>21/25</b>	<b>84.0</b>
8. Paul Edinger	2001	26/31	83.9
9. Kevin Butler	1985	31/37	83.8
<b>10. Robbie Gould</b>	<b>2010</b>	<b>25/30</b>	<b>83.3</b>

\* Minimum 10 FGAs

### GOULD OWNS 2 LONGEST FGs IN BEARS HISTORY

Bears K Robbie Gould has connected on two of the longest field goals in franchise history.

The longest was a 58-yard field goal in Week 1 of the 2013 regular season vs. Cincinnati. That topped his previous record of 57 yards, set in Week 14 of the 2011 season at Denver.

#### LONGEST FIELD GOAL MADE Bears Franchise history

Player	Date	Opp	Distance
<b>1. Robbie Gould</b>	<b>9/8/13</b>	<b>vs. CIN</b>	<b>58</b>
<b>2. Robbie Gould</b>	<b>12/11/11</b>	<b>at DEN</b>	<b>57</b>
t3. Kevin Butler	12/12/93	at TB	55
t3. Kevin Butler	10/25/93	vs. MIN	55
t3. Bob Thomas	11/23/75	at LA Rams	55

# CHICAGO BEARS 2014 ALPHABETICAL ROSTER

Current with 53 active; 3 reserve; 10 practice squad; Last updated October 19, 2014

No.	Name	Pos	Ht	Wt	Age	Exp	College	Hometown
69	Allen, Jared	DE	6-6	270	32	11	Idaho State	Los Gatos, Calif.
83	Bennett, Martellus	TE	6-6	265	27	7	Texas A&M	Alief, Texas
57	Bostic, Jonathan	LB	6-1	245	23	2	Florida	Wellington, Fla.
55	Briggs, Lance	LB	6-1	244	33	12	Arizona	Sacramento, Calif.
62	Britton, Eben	G/T	6-6	308	27	6	Arizona	Burbank, Calif.
74	Bushrod, Jermon	T	6-5	320	30	8	Towson	Fredericksburg, Va.
44	Cain, Jeremy	LS	6-1	245	34	8	Massachusetts	Boynton Beach, Fla.
25	Carey, Ka'Deem	RB	5-10	207	21	R	Arizona	Tuscon, Ariz.
8	Clausen, Jimmy	QB	6-2	210	27	5	Notre Dame	Westlake Village, Calif.
47	Conte, Chris	S	6-2	203	25	4	California	Los Angeles, Calif.
6	Cutler, Jay	QB	6-3	220	31	9	Vanderbilt	Santa Claus, Ind.
64	de la Puente, Brian	C	6-3	306	29	5	California	San Clemente, Calif.
36	Dixon, Ahmad	S	6-0	210	23	R	Baylor	Waco, Texas
95	Ferguson, Ego	DT	6-2	315	23	R	LSU	Miami, Fla.
22	Forté, Matt	RB	6-2	218	28	7	Tulane	Slidell, La.
23	Fuller, Kyle	CB	5-11	190	22	R	Virginia Tech	Baltimore, Md.
63	Garza, Roberto	C/G	6-2	310	35	14	Texas A&M-Kingsville	Rio Hondo, Texas
9	Gould, Robbie	K	6-0	185	32	10	Penn State	Lock Haven, Pa.
52	Greene, Khaseem	LB	6-1	241	25	2	Rutgers	Elizabeth, N.J.
14	Holmes, Santonio	WR	5-11	192	30	9	Ohio State	Belle Glade, Fla.
99	Houston, Lamarr	DE	6-3	300	27	5	Texas	San Francisco, Calif.
30	Hurst, Demontre	CB	5-10	183	23	1	Oklahoma	Lancaster, Texas
17	Jeffery, Alshon	WR	6-3	216	24	3	South Carolina	St. Matthews, S.C.
26	Jennings, Tim	CB	5-8	185	30	9	Georgia	Orangeburg, S.C.
59	Jones, Christian	LB	6-3	240	23	R	Florida State	Winter Park, Fla.
96	Lattimore, DeDe	LB	6-1	237	23	R	South Florida	Athens, Ga.
72	Leno, Jr., Charles	T	6-3	302	23	R	Boise State	Oakland, Calif.
75	Long, Kyle	G	6-6	313	25	2	Oregon	Ivy, Va.
39	Louis-Jean, Al	CB	6-1	187	21	R	Boston College	Brockton, Mass.
15	Marshall, Brandon	WR	6-4	230	30	9	Central Florida	Pittsburgh, Pa.
50	McClellin, Shea	LB	6-3	245	25	3	Boise State	Caldwell, Idaho
29	McCray, Danny	S	6-1	221	26	5	LSU	Houston, Texas
27	McManis, Sherrick	CB	6-1	193	26	5	Northwestern	Peoria, Ill.
67	Mills, Jordan	T	6-5	316	23	2	Louisiana Tech	Thibodaux, La.
20	Mitchell, Terrance	CB	5-11	195	22	R	Oregon	Sacramento, Calif.
19	Morgan, Josh	WR	6-1	220	29	7	Virginia Tech	Washington D.C.
21	Mundy, Ryan	S	6-1	209	29	6	West Virginia	Wilkins Township, Pa.
16	O'Donnell, Patrick	P	6-4	220	23	R	Miami (Fla.)	Lake Worth, Fla.
70	Ola, Michael	T/G	6-4	312	26	R	Hampton	Riverdale, Ga.
92	Paea, Stephen	DT	6-1	300	26	4	Oregon State	Vava'u, Tonga
32	Perry, Senorise	RB	6-0	187	23	R	Louisville	Summerville, Ga.
90	Ratliff, Jeremiah	DT	6-4	303	33	10	Auburn	Valdosta, Ga.
88	Rosario, Dante	TE	6-3	242	29	8	Oregon	Beaverton, Ore.
76	Scott, Trevor	DE	6-5	260	30	7	Buffalo	Potsdam, N.Y.
53	Sharpton, Darryl	LB	5-11	235	26	5	Miami (Fla.)	Coral Gables, Fla.
68	Slauson, Matt	G	6-5	315	28	6	Nebraska	Colorado Springs, Colo.
93	Sutton, Will	DT	6-0	303	23	R	Arizona State	Corona, Calif.
45	Vereen, Brock	S	5-11	199	22	R	Minnesota	Valencia, Calif.
94	Washington, Cornelius	DE	6-4	265	25	2	Georgia	Hephzibah, Ga.
82	Williams, Chris	WR	5-8	175	27	1	New Mexico State	Rio Rancho, N.M.
58	Williams, D.J.	LB	6-1	242	32	11	Miami (Fla.)	Pittsburg, Calif.
24	Williams, Teddy	CB	6-1	207	26	3	Texas-San Antonio	Tyler, Texas
97	Young, Willie	DE	6-4	251	29	5	NC State	Palm Beach Gardens, Fla.

## RESERVE/INJURED (DESIGNATED TO RETURN)

10	Wilson, Marquess	WR	6-4	184	22	2	Washington State	Tulare, Calif.
----	------------------	----	-----	-----	----	---	------------------	----------------

## RESERVE/INJURED

86	Miller, Zach	TE	6-5	236	30	5	Nebraska-Omaha	Wahoo, Neb.
33	Tillman, Charles	CB	6-2	198	33	12	Louisiana-Lafayette	Copperas Cove, Texas

## PRACTICE SQUAD

84	Annen, Blake	TE	6-4	247	23	R	Cincinnati	Upper Arlington, Ohio
91	Bass, David	DE	6-4	256	24	2	Missouri Western St.	St. Louis, Mo.
11	Bellamy, Joshua	WR	6-0	206	25	1	Louisville	St. Petersburg, Fla.
71	Boffeli, Conor	G	6-4	304	23	R	Iowa	West Des Moines, Iowa
98	Dunn, Brandon	DT	6-2	300	22	R	Louisville	Louisville, Ky.
12	Fales, David	QB	6-1	228	24	R	San Jose State	Salinas, Calif.
35	Gary, Shamiel	S	6-0	210	24	R	Oklahoma State	Tulsa, Okla.
79	Groy, Ryan	G	6-5	320	24	R	Wisconsin	Middleton, Wis.
49	Manning, Terrell	LB	6-2	237	24	2	NC State	Laurinburg, N.C.
85	Maxwell, Jacob	TE	6-4	240	23	R	Louisiana-Lafayette	Pearl River, La.

# CHICAGO BEARS 2014 NUMERICAL ROSTER

Current with 53 active; 3 reserve; 10 practice squad; Last updated October 19, 2014

No	Name	Pos	Ht	Wt	Age	Exp	College	Acquired	2014			
									G	S	DNP	IA
6	Jay Cutler	QB	6-3	220	31	9	Vanderbilt	TR-09 (DEN)	7	7	0	0
8	Jimmy Clausen	QB	6-2	210	27	5	Notre Dame	UFA-14 (CAR)	1	0	6	0
9	Robbie Gould	K	6-0	185	32	10	Penn State	WFA-05 (BAL)	7	0	0	0
14	Santonio Holmes	WR	5-11	192	30	9	Ohio State	WFA-14 (NYJ)	7	2	0	0
15	Brandon Marshall	WR	6-4	230	30	9	Central Florida	TR-12 (MIA)	7	7	0	0
16	Patrick O'Donnell	P	6-4	220	23	R	Miami (Fla.)	D6b-14	7	0	0	0
17	Alshon Jeffery	WR	6-3	216	24	3	South Carolina	D2-12	7	7	0	0
19	Josh Morgan	WR	6-1	220	29	7	Virginia Tech	UFA-14 (WAS)	6	5	0	1
20	Terrance Mitchell	CB	5-11	195	22	R	Oregon	WFA-14 (DAL)	0	0	0	1
21	Ryan Mundy	S	6-1	209	29	6	West Virginia	UFA-14 (NYG)	7	7	0	0
22	Matt Forte	RB	6-2	218	28	7	Tulane	D2-08	7	7	0	0
23	Kyle Fuller	CB	5-11	190	22	R	Virginia Tech	D1-14	7	5	0	0
24	Teddy Williams	CB	6-1	207	26	3	Texas-San Antonio	PS-14 (ARZ)	3	0	0	0
25	Ka'Deem Carey	RB	5-10	207	21	R	Arizona	D4a-14	7	0	0	0
26	Tim Jennings	CB	5-8	185	30	9	Georgia	UFA-10 (IND)	7	7	0	0
27	Sherrick McManis	CB	6-1	193	26	5	Northwestern	TR-12 (HOU)	3	0	0	4
29	Danny McCray	S	6-1	221	26	5	LSU	UFA-14 (DAL)	7	0	0	0
30	Demontre Hurst	CB	5-10	183	23	1	Oklahoma	UnFA-13	6	0	0	0
32	Senorise Perry	RB	6-0	187	22	R	Louisville	UnFA-14	7	0	0	0
36	Ahmad Dixon	S	6-0	210	23	R	Baylor	PS-14 (MIN)	3	0	0	3
39	Al Louis-Jean	CB	6-1	187	21	R	Boston College	UnFA-14	2	0	0	0
44	Jeremy Cain	LS	6-1	245	34	8	Massachusetts	WFA-14 (TB)	7	0	0	0
45	Brock Vereen	S	5-11	199	22	R	Minnesota	D4b-14	7	1	0	0
47	Chris Conte	S	6-2	203	25	4	California	D3-11	6	6	0	1
50	Shea McClellin	LB	6-3	245	25	3	Boise State	D1-12	3	3	0	4
52	Khaseem Greene	LB	6-1	241	25	2	Rutgers	D4-13	5	2	0	2
53	Darryl Sharpton	LB	5-11	235	26	5	Miami (Fla.)	WFA-14 (WAS)	4	1	0	0
55	Lance Briggs	LB	6-1	242	33	12	Arizona	D3-03	5	5	0	2
57	Jonathan Bostic	LB	6-1	245	23	2	Florida	D2-13	5	3	0	2
58	D.J. Williams	LB	6-1	242	32	11	Miami (Fla.)	WFA-13 (DEN)	6	5	0	1
59	Christian Jones	LB	6-3	240	23	R	Florida State	UnFA-14	7	1	0	0
62	Eben Britton	G/T	6-6	308	27	6	Arizona	UFA-13 (JAX)	6	0	0	0
63	Roberto Garza	C/G	6-2	310	35	14	Texas A&M-Kingsville	UFA-05 (ATL)	3	3	0	4
64	Brian de la Puente	C	6-3	306	29	5	California	UFA-14 (NO)	5	4	2	0
67	Jordan Mills	T	6-5	316	23	2	Louisiana Tech	D5-13	7	7	0	0
68	Matt Slauson	G	6-5	315	28	6	Nebraska	UFA-13 (NYJ)	4	4	0	3
69	Jared Allen	DE	6-6	270	32	11	Idaho State	UFA-14 (MIN)	6	6	0	1
70	Michael Ola	T/G	6-4	312	26	R	Hampton	WC-14 (MIA)	6	5	1	0
72	Charles Leno, Jr.	T	6-3	302	23	R	Boise State	D7-14	0	0	1	6
74	Jermon Bushrod	T	6-5	320	30	8	Towson	UFA-13 (NO)	5	5	0	2
75	Kyle Long	G	6-6	313	25	2	Oregon	D1-13	7	7	0	0
76	Trevor Scott	DE	6-5	260	30	7	Buffalo	WFA-14 (TB)	5	0	0	2
82	Chris Williams	WR	5-8	175	27	1	New Mexico State	PS-13 (NO)	4	0	0	0
83	Martellus Bennett	TE	6-6	265	27	7	Texas A&M	UFA-13 (NYG)	7	6	0	0
88	Dante Rosario	TE	6-3	242	29	8	Oregon	TR-13 (DAL)	7	0	0	0
90	Jeremiah Ratliff	DT	6-4	303	33	10	Auburn	WFA-13 (DAL)	4	4	0	3
92	Stephen Paea	DT	6-1	300	26	4	Oregon State	D2-11	7	7	0	0
93	Will Sutton	DT	6-0	303	23	R	Arizona State	D3-14	7	3	0	0
94	Cornelius Washington	DE	6-4	265	25	2	Georgia	D6-13	5	0	0	2
95	Ego Ferguson	DT	6-2	315	23	R	LSU	D2-14	7	0	0	0
96	DeDe Lattimore	LB	6-1	237	23	R	South Florida	UnFA-14	2	0	0	0
97	Willie Young	DE	6-4	251	29	5	NC State	UFA-14 (DET)	7	2	0	0
99	Lamarr Houston	DE	6-3	300	27	5	Texas	UFA-14 (OAK)	7	7	0	0

## RESERVE/INJURED (DESIGNATED TO RETURN)

10	Marquess Wilson	WR	6-4	184	22	2	Washington State	D7-13	0	0	0	0
----	-----------------	----	-----	-----	----	---	------------------	-------	---	---	---	---

## RESERVE/INJURED

33	Charles Tillman	CB	6-2	198	33	12	Louisiana-Lafayette	D2-03	2	2	0	0
86	Zach Miller	TE	6-5	236	30	5	Nebraska-Omaha	WFA-13 (TB)	0	0	0	0

## PRACTICE SQUAD

11	Joshua Bellamy	WR	6-0	206	25	1	Louisville	WC-14 (WAS)	1	0	0	0
12	David Fales	QB	6-1	228	24	R	San Jose State	D6a-14	0	0	0	1
35	Shamiel Gary	S	6-0	210	24	R	Oklahoma State	WFA-14 (NE)	0	0	0	0
49	Terrell Manning	LB	6-2	237	24	2	NC State	WFA-14 (MIA)	3	0	0	0
71	Conor Boffeli	G	6-4	304	23	R	Iowa	WFA-14 (HOU)	0	0	0	0
79	Ryan Groy	G	6-5	320	24	R	Wisconsin	UnFA-14	0	0	0	0
84	Blake Annen	TE	6-4	247	23	R	Cincinnati	WFA-14 (PHI)	0	0	0	0
85	Jacob Maxwell	TE	6-4	240	23	R	Louisiana-Lafayette	WFA-14 (MIA)	0	0	0	0
91	David Bass	DE	6-4	256	24	2	Missouri Western St.	WC-13 (OAK)	1	0	2	2
98	Brandon Dunn	DT	6-2	300	22	R	Louisville	UnFA-14	0	0	0	0



# CHICAGO BEARS 2014 POSITIONAL ROSTER

Current with 53 active; 3 reserve; 10 practice squad; Last updated October 19, 2014

Below players are offensive players on 53-man roster

## OFFENSE (21)

No	QUARTERBACKS (2)	Pos	Ht	Wt	Age	Exp	College	Acquired
8	Jimmy Clausen	QB	6-2	210	27	5	Notre Dame	UFA-14 (CAR)
6	Jay Cutler	QB	6-3	220	31	9	Vanderbilt	TR-09 (DEN)
No	RUNNING BACKS (3)	Pos	Ht	Wt	Age	Exp	College	Acquired
25	Ka'Deem Carey	RB	5-10	207	21	R	Arizona	D4a-14
22	Matt Forté	RB	6-2	218	28	7	Tulane	D2-08
32	Senorise Perry	RB	6-0	187	22	R	Louisville	UnFA-14
No	WIDE RECEIVERS (5)	Pos	Ht	Wt	Age	Exp	College	Acquired
14	Santonio Holmes	WR	5-11	192	30	9	Ohio State	WFA-14 (NYJ)
17	Alshon Jeffery	WR	6-3	216	24	3	South Carolina	D2-12
15	Brandon Marshall	WR	6-4	230	30	9	Central Florida	TR-12 (MIA)
19	Josh Morgan	WR	6-1	220	29	7	Virginia Tech	UFA-14 (WAS)
82	Chris Williams	WR	5-8	175	27	1	New Mexico State	PS-13 (NO)
No	TIGHT ENDS (2)	Pos	Ht	Wt	Age	Exp	College	Acquired
83	Martellus Bennett	TE	6-6	265	27	7	Texas A&M	UFA-13 (NYG)
88	Dante Rosario	TE	6-3	242	29	8	Oregon	TR-13 (DAL)
No	OFFENSIVE LINEMEN (9)	Pos	Ht	Wt	Age	Exp	College	Acquired
62	Eben Britton	G/T	6-6	308	27	6	Arizona	WFA-13 (JAX)
74	Jermon Bushrod	T	6-5	320	30	8	Towson	UFA-13 (NO)
64	Brian de la Puente	C	6-3	306	29	5	California	UFA-14 (NO)
63	Roberto Garza	C/G	6-2	310	35	14	Texas A&M-Kingsville	UFA-05 (ATL)
72o	Charles Leno, Jr.	T	6-3	302	23	R	Boise State	D7-14
75	Kyle Long	G	6-6	313	25	2	Oregon	D1-13
67	Jordan Mills	T	6-5	316	23	2	Louisiana Tech	D5-13
70	Michael Ola	T/G	6-4	312	26	R	Hampton	WC-14 (MIA)
68	Matt Slauson	G	6-5	315	28	6	Nebraska	UFA-13 (NYJ)

# CHICAGO BEARS 2014 POSITIONAL ROSTER

Current with 53 active; 3 reserve; 10 practice squad; Last updated October 19, 2014

Below players are defensive/special teams players on 53-man roster

## DEFENSE (29)

No	DEFENSIVE LINEMEN (9)	Pos	Ht	Wt	Age	Exp	College	Acquired
69	Jared Allen	DE	6-6	270	32	11	Idaho State	UFA-14 (MIN)
95	Ego Ferguson	DT	6-2	315	23	R	LSU	D2-14
99	Lamarr Houston	DE	6-3	300	27	5	Texas	UFA-14 (OAK)
92	Stephen Paea	DT	6-1	300	26	4	Oregon State	D2-11
90	Jeremiah Ratliff	DT	6-4	303	33	10	Auburn	WFA-13 (DAL)
76	Trevor Scott	DE	6-5	260	30	7	Buffalo	WFA-14 (TB)
93	Will Sutton	DT	6-0	303	23	R	Arizona State	D3-14
94	Cornelius Washington	DE	6-4	265	25	2	Georgia	D6-13
97	Willie Young	DE	6-4	251	29	5	NC State	UFA-14 (DET)

No	LINEBACKERS (8)	Pos	Ht	Wt	Age	Exp	College	Acquired
57	Jonathan Bostic	LB	6-1	245	23	2	Florida	D2-13
55	Lance Briggs	LB	6-1	244	33	12	Arizona	D3-03
52	Khaseem Greene	LB	6-1	241	25	2	Rutgers	D4-13
59	Christian Jones	LB	6-3	240	23	R	Florida State	UnFA-14
96	DeDe Lattimore	LB	6-1	237	23	R	South Florida	UnFA-14
50	Shea McClellin	LB	6-3	245	25	3	Boise State	D1-12
53	Darryl Sharpton	LB	5-11	235	26	5	Miami (Fla.)	WFA-14 (WAS)
58	D.J. Williams	LB	6-1	242	32	11	Miami (Fla.)	WFA-13 (DEN)

No	CORNERBACKS (7)	Pos	Ht	Wt	Age	Exp	College	Acquired
23	Kyle Fuller	CB	5-11	190	22	R	Virginia Tech	D1-14
30	Demontre Hurst	CB	5-10	183	23	1	Oklahoma	UnFA-13
26	Tim Jennings	CB	5-8	185	30	9	Georgia	UFA-10 (IND)
39	Al Louis-Jean	CB	6-1	187	21	R	Boston College	UnFA-14
20	Terrance Mitchell	CB	5-11	195	22	R	Oregon	WFA-14 (DAL)
27	Sherrick McManis	CB	6-1	193	26	5	Northwestern	TR-12 (HOU)
24	Teddy Williams	CB	6-1	207	26	3	Texas-San Antonio	PS-14 (ARZ)

No	SAFETIES (5)	Pos	Ht	Wt	Age	Exp	College	Acquired
47	Chris Conte	S	6-2	203	25	4	California	D3-11
36	Ahmad Dixon	S	6-0	210	23	R	Baylor	PS-14 (MIN)
29	Danny McCray	S	6-1	221	26	5	LSU	UFA-14 (DAL)
21	Ryan Mundy	S	6-1	209	29	6	West Virginia	UFA-14 (NYG)
45	Brock Vereen	S	5-11	199	22	R	Minnesota	D4b-14

## SPECIALISTS (3)

No	KICKERS/PUNTERS (2)	Pos	Ht	Wt	Age	Exp	College	Acquired
9	Robbie Gould	K	6-0	185	32	10	Penn State	WFA-05 (BAL)
16	Patrick O'Donnell	P	6-4	220	23	R	Miami (Fla.)	D6b-14

No	LONG SNAPPERS (1)	Pos	Ht	Wt	Age	Exp	College	Acquired
44	Jeremy Cain	LS	6-1	245	34	8	Massachusetts	WFA-14 (TB)

# CHICAGO BEARS 2014 UNOFFICIAL DEPTH CHART

Current with 53 active; 3 reserve; 10 practice squad; Last updated October 19, 2014

Below players are players on 53-man roster

## OFFENSE

<b>WR</b> 15 Brandon Marshall	14 Antonio Holmes	82 Chris Williams
<b>LT</b> 74 Jermon Bushrod	<u>72 Charles Leno, Jr.</u>	62 Eben Britton
<b>LG</b> 68 Matt Slauson	<u>70 Michael Ola</u>	
<b>C</b> 63 Roberto Garza	64 Brian de la Puente	
<b>RG</b> 75 Kyle Long	<u>70 Michael Ola</u>	
<b>RT</b> 67 Jordan Mills	<u>72 Charles Leno, Jr.</u>	62 Eben Britton
<b>TE</b> 83 Martellus Bennett	88 Dante Rosario	
<b>WR</b> 17 Alshon Jeffery	19 Josh Morgan	
<b>QB</b> 6 Jay Cutler	8 Jimmy Clausen	
<b>RB</b> 22 Matt Forte	25 <u>Ka'Deem Carey</u>	<u>32 Senorise Perry</u>
<b>FB</b>		

## DEFENSE

<b>DE</b> 99 Lamarr Houston	97 Willie Young		
<b>DT</b> 90 Jeremiah Ratliff	<u>93 Will Sutton</u>		
<b>DT</b> 92 Stephen Paea	<u>95 Ego Ferguson</u>		
<b>DE</b> 69 Jared Allen	76 Trevor Scott	94 Cornelius Washington	
<b>LB</b> 55 Lance Briggs	52 Khaseem Greene	<u>96 DeDe Lattimore</u>	
<b>LB</b> 58 D.J. Williams	57 Jonathan Bostic	53 Darryl Sharpton	
<b>LB</b> 50 Shea McClellin	<u>59 Christian Jones</u>		
<b>CB</b> 26 Tim Jennings	30 Demontre Hurst	24 Teddy Williams	<u>20 Terrance Mitchell</u>
<b>CB</b> <u>23 Kyle Fuller</u>	27 Sherrick McManis	<u>39 Al Louis-Jean</u>	
<b>S</b> 21 Ryan Mundy	29 Danny McCray	<u>36 Ahmad Dixon</u>	
<b>S</b> 47 Chris Conte	<u>45 Brock Vereen</u>		

## SPECIAL TEAMS

<b>FG</b> 9 Robbie Gould
<b>KO</b> 9 Robbie Gould
<b>P</b> <u>16 Patrick O'Donnell</u>
<b>H</b> <u>16 Patrick O'Donnell</u>
<b>LS</b> 44 Jeremy Cain
<b>KR</b> 82 Chris Williams
<b>PR</b> 14 Antonio Holmes

Underline denotes rookie

(Parenthesis around name denotes injured player)

## PRONUNCIATION GUIDE

### PLAYERS

**Eben** Britton (EBB-un)  
 Chris **Conte** (CON-tee)  
 Matt **Forte** (four-tay)  
 Robbie **Gould** (GOLD)  
**Demontre** Hurst (DUH-mon-tray)  
**Alshon** Jeffery (AL-shon)

**Al** Louis-Jean (Lewis-Jeen)  
**Sherrick McManis** (SHARE-rick mick-MAN-us)  
 Stephen **Paea** (pie-yah)  
**Senorise** Perry (suh-norris)

### COACHES

Sean **Desai** (d-sigh)

## CHICAGO BEARS 2014 REGULAR SEASON STATISTICS

WON 3, LOST 4

09/07 L 20-23	OT Buffalo	62,425
09/14 W 28-20	at San Francisco	70,799
09/22 W 27-19	at New York Jets	78,160
09/28 L 17-38	Green Bay	61,736
10/05 L 24-31	at Carolina	73,659
10/12 W 27-13	at Atlanta	70,712
10/19 L 14-27	Miami	62,413
10/26	at New England	
11/09	at Green Bay	
11/16	Minnesota	
11/23	Tampa Bay	
11/27	at Detroit	
12/04	Dallas	
12/15	New Orleans	
12/21	Detroit	
12/28	at Minnesota	

	Chi.	Opp.
<b>TOTAL FIRST DOWNS</b>	<b>152</b>	<b>134</b>
Rushing	43	32
Passing	90	94
Penalty	19	8
<b>3rd Down: Made/Att</b>	<b>39/87</b>	<b>34/84</b>
3rd Down Pct.	44.8	40.5
<b>4th Down: Made/Att</b>	<b>4/7</b>	<b>3/7</b>
4th Down Pct.	57.1	42.9
<b>POSSESSION AVG.</b>	<b>30:39</b>	<b>29:21</b>
<b>TOTAL NET YARDS</b>	<b>2445</b>	<b>2492</b>
Avg. Per Game	349.3	356.0
Total Plays	443	427
Avg. Per Play	5.5	5.8
<b>NET YARDS RUSHING</b>	<b>667</b>	<b>759</b>
Avg. Per Game	95.3	108.4
Total Rushes	162	177
<b>NET YARDS PASSING</b>	<b>1778</b>	<b>1733</b>
Avg. Per Game	254.0	247.6
Sacked/Yards Lost	17/97	19/109
Gross Yards	1875	1842
Att./Completions	264/178	231/148
Completion Pct.	67.4	64.1
Had Intercepted	7	8
<b>PUNTS/AVERAGE</b>	<b>27/43.6</b>	<b>21/45.1</b>
<b>NET PUNTING AVG.</b>	<b>27/36.1</b>	<b>21/41.3</b>
<b>PENALTIES/YARDS</b>	<b>48/384</b>	<b>56/540</b>
<b>FUMBLES/BALL LOST</b>	<b>13/6</b>	<b>13/4</b>
<b>TOUCHDOWNS</b>	<b>19</b>	<b>18</b>
Rushing	4	5
Passing	14	12
Returns	1	1

* SCORE BY PERIODS	Q1	Q2	Q3	Q4	OT	PTS
<b>TEAM</b>	<b>42</b>	<b>40</b>	<b>33</b>	<b>42</b>	<b>0</b>	<b>157</b>
<b>OPPONENTS</b>	<b>44</b>	<b>55</b>	<b>40</b>	<b>29</b>	<b>3</b>	<b>171</b>

* SCORING	TD	Ru	Pa	Rt	K-PAT	FG	S	PTS
Gould	0	0	0	0	17/18	8/	9	41
Forte	5	3	2	0			0	30
Marshall	5	0	5	0			0	30
Bennett	4	0	4	0			0	26
Jeffery	2	0	2	0			0	12
Cutler	1	1	0	0			0	6
Morgan	1	0	1	0			0	6
Mundy	1	0	0	1			0	6
<b>TEAM</b>	<b>19</b>	<b>4</b>	<b>14</b>	<b>1</b>	<b>17/18</b>	<b>8/</b>	<b>9</b>	<b>157</b>
<b>OPPONENTS</b>	<b>18</b>	<b>5</b>	<b>12</b>	<b>1</b>	<b>18/18</b>	<b>15/18</b>	<b>0</b>	<b>171</b>

2-Pt Conv: Bennett, TM 1-1, OPP 0-0

SACKS: Young 7, Paea 4, Ratliff 3.5, Ferguson 2, Allen 1.5, McClellin 1, TM 19, OPP 17

FUM/LOST: Cutler 8/3, Forte 1/1, Holmes 1/0, Jeffery 1/0, Marshall 1/1, Rosario 1/1

* RUSHING	No.	Yds	Avg	Long	TD
Forte	111	448	4.0	19	3
Carey	22	97	4.4	15	0
Cutler	24	97	4.0	25	1
Jeffery	5	25	5.0	12	0
<b>TEAM</b>	<b>162</b>	<b>667</b>	<b>4.1</b>	<b>25</b>	<b>4</b>
<b>OPPONENTS</b>	<b>177</b>	<b>759</b>	<b>4.3</b>	<b>47</b>	<b>5</b>

* RECEIVING	No.	Yds	Avg	Long	TD
Forte	52	436	8.4	56	2
Bennett	41	422	10.3	27	4
Jeffery	33	504	15.3	74	2
Marshall	31	349	11.3	47	5
Rosario	8	64	8.0	12	0
Holmes	7	56	8.0	15	0
Morgan	5	36	7.2	9	1
Spurlock	1	8	8.0	8	0
<b>TEAM</b>	<b>178</b>	<b>1875</b>	<b>10.5</b>	<b>74</b>	<b>14</b>
<b>OPPONENTS</b>	<b>148</b>	<b>1842</b>	<b>12.4</b>	<b>51</b>	<b>12</b>

* INTERCEPTIONS	No.	Yds	Avg	Long	TD
Fuller	3	50	16.7	20	0
Conte	2	6	3.0	5	0
Mundy	1	45	45.0	45t	1
Briggs	1	2	2.0	2	0
Hurst	1	0	0.0	0	0
<b>TEAM</b>	<b>8</b>	<b>103</b>	<b>12.9</b>	<b>45t</b>	<b>1</b>
<b>OPPONENTS</b>	<b>7</b>	<b>235</b>	<b>33.6</b>	<b>62</b>	<b>0</b>

* PUNTING	No.	Yds	Avg	Net	TB	In	Lg	B
O'Donnell	26	1176	45.2	36.1	2	8	59	1
<b>TEAM</b>	<b>27</b>	<b>1176</b>	<b>43.6</b>	<b>36.1</b>	<b>2</b>	<b>8</b>	<b>59</b>	<b>1</b>
<b>OPPONENTS</b>	<b>21</b>	<b>948</b>	<b>45.1</b>	<b>41.3</b>	<b>2</b>	<b>9</b>	<b>62</b>	<b>0</b>

* PUNT RETURNS	Ret	FC	Yds	Avg	Long	TD
Holmes	7	5	40	5.7	22	0
Spurlock	0	1	0	---	---	0
<b>TEAM</b>	<b>7</b>	<b>6</b>	<b>40</b>	<b>5.7</b>	<b>22</b>	<b>0</b>
<b>OPPONENTS</b>	<b>16</b>	<b>5</b>	<b>161</b>	<b>10.1</b>	<b>79t</b>	<b>1</b>

* KICKOFF RETURNS	No.	Yds	Avg	Long	TD
C. Williams	6	155	25.8	50	0
Ross TM	5	106	21.2	24	0
Perry	2	42	21.0	21	0
Rosario	1	10	10.0	10	0
<b>TEAM</b>	<b>14</b>	<b>313</b>	<b>22.4</b>	<b>50</b>	<b>0</b>
<b>OPPONENTS</b>	<b>18</b>	<b>363</b>	<b>20.2</b>	<b>31</b>	<b>0</b>

* FIELD GOALS	1-19	20-29	30-39	40-49	50+
Gould	0/ 0	4/ 4	1/ 2	3/ 3	0/0
<b>TEAM</b>	<b>0/ 0</b>	<b>4/ 4</b>	<b>1/ 2</b>	<b>3/ 3</b>	<b>0/0</b>
<b>OPPONENTS</b>	<b>1/ 1</b>	<b>5/ 5</b>	<b>2/ 4</b>	<b>3/ 3</b>	<b>4/5</b>
<b>Gould: (41G,37G)() (24G,45G) (23G) (35N,45G) (25G,28G)()</b>					
<b>OPP: (50G,33G,27G) (27G,24G) (43G,28G,22G,42G) (53G,38B) (44G) (52G,54G) (50N,33G,37B,19G)</b>					

* PASSING	Att	Cmp	Yds	Cmp%	Yds/Att	TD	TD%	Int	Int%	Long	Sack/Lost	Rating
Cutler	263	177	1866	67.3	7.10	14	5.3	7	2.7	74	17/ 97	94.4
Clausen	1	1	9	100.0	9.00	0	0.0	0	0.0	9	0/ 0	104.2
TEAM	264	178	1875	67.4	7.10	14	5.3	7	2.7	74	17/ 97	94.5
OPPONENTS	231	148	1842	64.1	7.97	12	5.2	8	3.5	51	19/ 109	91.6



# 2014 CHICAGO BEARS DEFENSE / SPECIAL TEAMS STATS

## CUMULATIVE REGULAR SEASON

Please note: INTs do not count as PBUs

Sacks do not count as TFLs

Full sacks and TFLs count as solo tackles; Assisted sacks and TFLs count as assisted tackles

DEFENSIVE STATS										
Player	TT	ST	AT	TFL*	QBP	S - YL	INT - YR	PBU*	FF	FR - YR
Lance Briggs	44	18	26	1.5	1	-	1 - 2	1		-
Ryan Mundy	40	27	13			-	1 - 45	2		-
Jonathan Bostic	40	21	19	1	1	-	-	2		-
Willie Young	39	27	12	2	3	7 - 49	-	1	1	-
Tim Jennings	37	24	13			-	-	4	1	-
Kyle Fuller	33	26	7	2		-	3 - 50	5	3	-
D.J. Williams	29	16	13	0.5		-	-	1		-
Jared Allen	28	21	7	2	14	1.5 - 8	-	1	1	-
Darryl Sharpton	21	9	12		3	-	-	2		-
Khaseem Greene	21	6	15			-	-			-
Stephen Paea	19	14	5		5	4 - 17	-	2		-
Danny McCray	19	13	6			-	-			1 - 0
Shea McClellin	19	9	10			1 - 5	-	1		-
Charles Tillman	17	12	5		1	-	-	1		-
Chris Conte	17	12	5			-	2 - 6			-
Jeremiah Ratliff	15	10	5	1.5	1	3.5 - 17	-			-
Will Sutton	13	12	1	1	1	-	-	1		-
Ego Ferguson	13	8	5		1	2 - 13	-	3		-
Christian Jones	12	5	7	0.5	2	-	-			-
Brock Vereen	11	8	3			-	-			-
Isaiah Frey	11	5	6			-	-		2	1 - 0
Demontre Hurst	9	6	3			-	1 - 0			-
Lamarr Houston	8	8	0	1	14	-	-	1		1 - 0
Sherrick McManis	3	2	1			-	-			-
Ahmad Dixon	0	0	0			-	-			-
Al Louis-Jean	0	0	0			-	-			-
Cornelius Washington	0	0	0			-	-			-
<b>Team Totals</b>	<b>518</b>	<b>319</b>	<b>199</b>	<b>13</b>	<b>47</b>	<b>19 - 109</b>	<b>8 - 103</b>	<b>28</b>	<b>8</b>	<b>3 - 0</b>

Defensive Stats Key: TT (total tackles), ST (solo tackles), AT (assisted tackles), TFL (tackles for loss),

QH (QB Hit), S-YL (sacks-yards lost), INT-YR (interceptions-yards returned),

PBU (pass break-ups), FF (forced fumbles), FR-YR (fumble recoveries-yards returned)

\* TFLs are non-sacks that are tackles behind the line of scrimmage for a loss

\* PBUs are non-interception plays that lead to a broken up pass

QUARTERBACK SACKS ( 19.0 )	
W. Young (7): vs. BUF; 2 at SF; at NYJ; at CAR; 2 at ATL	E. Ferguson (2): at NYJ; at GB
S. Paea (4): at SF; at NYJ; at CAR; at ATL	J. Allen (1.5): at ATL; 0.5 vs. MIA
J. Ratliff (3.5): 3.5 vs. MIA	S. McClellin (1): at SF

OPPONENT FUMBLE RECOVERIES ( 4 )	
I. Frey (1): at CAR	D. McCray (1): at SF
L. Houston (1): at CAR	A. Dixon (1): at NYJ (ST)

INTERCEPTIONS ( 8 )	
K. Fuller (3): 2 at SF; at NYJ	D. Hurst (1): at ATL
C. Conte (2): vs. BUF; at SF	R. Mundy (1): at NYJ (TD)
L. Briggs (1): at CAR	

SPECIAL TEAMS						
Player	TT	ST	AT	BK	FF	FR
Senorise Perry	6	3	3		1	
Brock Vereen	5	4	1			
Khaseem Greene	5	3	2			
Demontre Hurst	5	3	2			
Cornelius Washington	5	2	3			
Ryan Mundy	4	4	0			
Christian Jones	4	3	1			
Shaun Draughn	4	2	2			
Danny McCray	4	2	2			
Sherrick McManis	3	2	1			
Ahmad Dixon	2	2	0			1
Kyle Fuller	2	2	0			
Teddy Williams	2	2	0			
Shea McClellin	2	0	2			
Chris Conte	1	1	0			
Pat O'Donnell	1	1	0			
Trevor Scott	1	1	0			
DeDe Lattimore	1	1	0			
Jeremy Cain	1	0	1			
Lamarr Houston	0	0	0	1		
Willie Young	0	0	0	1		
<b>Team Totals</b>	<b>58</b>	<b>38</b>	<b>20</b>	<b>2</b>	<b>1</b>	<b>1</b>

## DEFENSIVE / SPECIAL TEAMS SCORING PLAYS ( 1 )

R. Mundy (1): 45-yd INT return at NYJ

Special Teams Stats Key: TT (total tackles), ST (solo tackles),

AT (assisted tackles), BK (blocked kicks), FF (forced fumbles),

FR (fumble recoveries)

# 2014 CHICAGO BEARS GAME-BY-GAME STATISTICS

Passing		J.Cutler											
Date	Opponent	Att	Cmp	Yds	Cmp%	Y/A	TD	TD%	INT	INT%	LG	Sk/Yd	Rating
9/7	Buffalo	49	34	349	69.4	7.1	2	4.1	2	4.1	44		86.2
9/14	@ San Francisco	34	23	176	67.6	5.2	4	11.8	0	0.0	29		119.2
9/22	@ New York Jets	38	23	225	60.5	5.9	2	5.3	0	0.0	42		94.7
9/28	Green Bay	34	22	256	64.7	7.5	2	5.9	2	5.9	27		82.5
10/5	@ Carolina	36	28	289	77.8	8.0	2	5.6	2	5.6	56		95.5
10/12	@ Atlanta	38	26	381	68.4	10.0	1	2.6	0	0.0	74		109.6
10/19	Miami	34	21	190	61.8	5.6	1	2.9	1	2.9	24		74.4
TOTALS		263	177	1866	67.3	7.1	14	5.3	7	2.7	74		94.4

Passing		J.Clausen											
Date	Opponent	Att	Cmp	Yds	Cmp%	Y/A	TD	TD%	INT	INT%	LG	Sk/Yd	Rating
9/7	Buffalo								Active, Did Not Play				
9/14	@ San Francisco								Active, Did Not Play				
9/22	@ New York Jets								Active, Did Not Play				
9/28	Green Bay	1	1	9	100	9.0	0	0.0	0	0.0	9	0/0	104.2
10/5	@ Carolina								Active, Did Not Play				
10/12	@ Atlanta								Active, Did Not Play				
10/19	Miami								Active, Did Not Play				
TOTALS		1	1	9	100	9.0	0	0.0	0	0.0	9	0/0	104.2

Rushing		M.Forte					K.Carey				
Date	Opponent	No	Yds	Avg	LG	TD	No	Yds	Avg	LG	TD
9/7	Buffalo	17	82	4.8	14	0	1	4	4.0	4	0
9/14	@ San Francisco	12	21	1.8	7	0	0	0	0.0	--	0
9/22	@ New York Jets	13	33	2.5	8	0	1	0	0.0	0	0
9/28	Green Bay	23	122	5.3	19	0	14	72	5.1	13	0
10/5	@ Carolina	17	61	3.6	15	0	2	2	1.0	2	0
10/12	@ Atlanta	17	80	4.7	12	2	4	19	4.8	15	0
10/19	Miami	12	49	4.1	16	1	0	0	0.0	--	0
<b>TOTALS</b>		<b>111</b>	<b>448</b>	<b>4.0</b>	<b>19</b>	<b>3</b>	<b>22</b>	<b>97</b>	<b>4.4</b>	<b>15</b>	<b>0</b>

Rushing		A.Jeffery					J.Cutler				
Date	Opponent	No	Yds	Avg	LG	TD	No	Yds	Avg	LG	TD
9/7	Buffalo	0	0	0.0	--	0	0	0	0.0	--	0
9/14	@ San Francisco	0	0	0.0	--	0	5	25	5.0	25	0
9/22	@ New York Jets	2	13	6.5	7	0	5	14	2.8	16	0
9/28	Green Bay	1	12	12.0	12	0	3	29	9.7	15	0
10/5	@ Carolina	0	0	0.0	--	0	3	22	7.3	13	1
10/12	@ Atlanta	2	0	0.0	1	0	6	4	0.7	9	0
10/19	Miami	0	0	0.0	--	0	2	3	1.5	3	0
<b>TOTALS</b>		<b>5</b>	<b>25</b>	<b>5.0</b>	<b>12</b>	<b>0</b>	<b>24</b>	<b>97</b>	<b>4.0</b>	<b>25</b>	<b>1</b>

Receiving		M.Forte						B.Marshall						A.Jeffery					
Date	Opponent	Tar	Rec	Yds.	Avg.	LG	TD	Tar	Rec	Yds.	Avg.	LG	TD	Tar	Rec	Yds.	Avg.	LG	TD
9/7	Buffalo	9	8	87	10.9	18	0	12	8	71	8.9	15	1	6	5	71	14.2	44	0
9/14	@ San Francisco	8	5	15	3.0	11	0	8	5	48	9.6	17t	3	6	3	47	15.7	29	0
9/22	@ New York Jets	7	6	43	7.2	19	0	6	1	6	6.0	6	0	13	8	105	13.1	42	0
9/28	Green Bay	6	5	49	9.8	25	0	6	2	19	9.5	13	1	7	4	39	9.8	13	1
10/5	@ Carolina	12	12	105	8.8	56	1	5	3	44	14.7	18	0	7	6	97	16.2	31	1
10/12	@ Atlanta	13	10	77	7.7	16	0	9	6	113	18.8	47	0	7	5	136	27.2	74	0
10/19	Miami	7	6	60	10.0	24	1	10	6	48	8.0	15	0	7	2	9	4.5	5	0
TOTALS		62	52	436	8.4	56	2	56	31	349	11.3	47	5	53	33	504	15.3	74	2

Receiving		D.Rosario						S.Holmes						M.Bennett					
Date	Opponent	Tar	Rec	Yds.	Avg.	LG	TD	Tar	Rec	Yds.	Avg.	LG	TD	Tar	Rec	Yds.	Avg.	LG	TD
9/7	Buffalo	1	1	12	12.0	12	0	5	2	21	10.5	13	0	10	8	70	8.8	17	1
9/14	@ San Francisco	1	1	9	9.0	9	0	2	2	20	10.0	15	0	8	7	37	5.3	10	1
9/22	@ New York Jets	1	1	8	8.0	8	0	3	2	9	4.5	6	0	8	5	54	10.8	16	2
9/28	Green Bay	1	0	0	0.0	0	0	0	0	0	0.0	0	0	11	9	134	14.9	27	0
10/5	@ Carolina	4	3	20	6.7	9	0	3	1	6	6.0	6	0	5	3	17	5.7	7	0
10/12	@ Atlanta		0	0	0.0	0	0	0	0	0	0.0	0	0	8	4	52	13.0	25	0
10/19	Miami	2	2	15	7.5	10	0	0	0	0	0.0	0	0	8	5	58	11.6	21	0
TOTALS		10	8	64	8.0	12	0	13	7	56	8.0	15	0	58	41	422	10.3	27	4

Receiving		J.Morgan						M.Spurlock						J.Bellamy					
Date	Opponent	Tar	Rec	Yds.	Avg.	LG	TD	Tar	Rec	Yds.	Avg.	LG	TD	Tar	Rec	Yds.	Avg.	LG	TD
9/7	Buffalo	3	1	9	9.0	9	0	3	1	8	8.0	8	0						
9/14	@ San Francisco			Inactive						Not on Team				1	0	0	0.0	0	0
9/22	@ New York Jets		0	0	0.0	0	0			Not on Team						Not on Team			
9/28	Green Bay	4	3	24	8.0	9	0			Not on Team						Not on Team			
10/5	@ Carolina		0	0	0.0	0	0			Not on Team						Not on Team			
10/12	@ Atlanta	1	1	3	3.0	3t	1			Not on Team						Not on Team			
10/19	Miami		0	0	0.0	0	0			Not on Team						Not on Team			
TOTALS		8	5	36	7.2	9	1	3	1	8	8.0	8	0	1	0	0	0.0	0	0

## 2014 CHICAGO BEARS GAME-BY-GAME STATISTICS

Punt Returns		S.Holmes						M.Spurlock					
Date	Opponent	No.	Yds.	Avg.	LG	FC	TD	No.	Yds.	Avg.	LG	FC	TD
9/7	Buffalo	1	-1	-1.0	-1	1	0	0	0	0.0	0	1	0
9/14	@ San Francisco	1	1	1.0	1	0	0		Not on Team				
9/22	@ New York Jets	1	11	11.0	11	1	0		Not on Team				
9/28	Green Bay	0	0	0.0	0	0	0		Not on Team				
10/5	@ Carolina	2	30	15.0	22	1	0		Not on Team				
10/12	@ Atlanta	2	-1	-0.5	0	2	0		Not on Team				
10/19	Miami	0	0	0.0	0	0	0		Not on Team				
<b>TOTALS</b>		<b>7</b>	<b>40</b>	<b>5.7</b>	<b>22</b>	<b>5</b>	<b>0</b>	<b>0</b>	<b>0</b>	<b>0.0</b>	<b>0</b>	<b>1</b>	<b>0</b>

KO Returns		C.Williams						R.Ross					
Date	Opponent	No.	Yds.	Avg.	LG	FC	TD	No.	Yds.	Avg.	LG	FC	TD
9/7	Buffalo				Not on Team								
9/14	@ San Francisco	0	0	0.0	0	0	0		Not on Team				
9/22	@ New York Jets				Not on Team					3	63	21.0	24 0 0
9/28	Green Bay				Not on Team					2	43	21.5	22 0 0
10/5	@ Carolina	2	45	22.5	24	0	0		Not on Team				
10/12	@ Atlanta	2	35	17.5	18	0	0		Not on Team				
10/19	Miami	2	75	37.5	50	0	0		Not on Team				
<b>TOTALS</b>		<b>6</b>	<b>155</b>	<b>25.8</b>	<b>50</b>	<b>0</b>	<b>0</b>	<b>5</b>	<b>106</b>	<b>21.2</b>	<b>24</b>	<b>0</b>	<b>0</b>

KO Returns		S.Perry						D.Rosario					
Date	Opponent	No.	Yds.	Avg.	LG	FC	TD	No.	Yds.	Avg.	LG	FC	TD
9/7	Buffalo	1	21	21.0	21	0	0	0	0	0.0	0	0	0
9/14	@ San Francisco	1	21	21.0	21	0	0	0	0	0.0	0	0	0
9/22	@ New York Jets	0	0	0.0	0	0	0	1	10	10.0	10	0	0
9/28	Green Bay	0	0	0.0	0	0	0	0	0	0.0	0	0	0
10/5	@ Carolina	0	0	0.0	0	0	0	0	0	0.0	0	0	0
10/12	@ Atlanta	0	0	0.0	0	0	0	0	0	0.0	0	0	0
10/19	Miami	0	0	0.0	0	0	0	0	0	0.0	0	0	0
<b>TOTALS</b>		<b>2</b>	<b>42</b>	<b>21.0</b>	<b>21</b>	<b>0</b>	<b>0</b>	<b>1</b>	<b>10</b>	<b>10.0</b>	<b>10</b>	<b>0</b>	<b>0</b>

Punting		P.O'Donnell						
Date	Opponent	No.	Yds.	Avg.	TB	In20	LG	Net
9/7	Buffalo	4	160	40.0	0	1	45	36.5
9/14	@ San Francisco	5	238	47.6	1	1	52	32.3
9/22	@ New York Jets	5	213	42.6	0	0	49	40.6
9/28	Green Bay	0	0	0.0	0	0	--	0.0
10/5	@ Carolina	4	205	51.3	0	2	59	31.0
10/12	@ Atlanta	5	201	40.2	1	2	46	34.2
10/19	Miami	3	159	53.0	0	2	58	45.7
<b>TOTALS</b>		<b>26</b>	<b>1176</b>	<b>45.2</b>	<b>2</b>	<b>8</b>	<b>59</b>	<b>36.1</b>

Placekicking				R.Gould						
Date	Opponent	KO	KO Yds	TB	XP Att	XP	FG Att	FG	Long	Points
9/7	Buffalo	5	318	3	2	2	2	2	41	8
9/14	@ San Francisco	5	298	2	4	4	0	0	0	4
9/22	@ New York Jets	6	382	2	3	3	2	2	45	9
9/28	Green Bay	4	217	0	2	2	1	1	23	5
10/5	@ Carolina	5	324	4	3	3	2	1	45	6
10/12	@ Atlanta	6	361	3	2	1	2	2	28	7
10/19	Miami	3	199	1	2	2	0	0	0	2
TOTALS		34	2099	15	18	17	9	8	45	41

# BEARS TOP 5 CAREER REGULAR SEASON GAME HIGHS

## PASSING

Jimmy Clausen

### Attempts

1. 34 at SEA (12/5/10)
- t2. 33 at ATL (1/2/11)
- t2. 33 vs. CIN (9/26/10)
4. 29 at TB (11/14/10)
5. 28 at CLE (11/28/10)

### Completions

1. 19 at ATL (1/2/11)
2. 18 at SEA (12/5/10)
- t3. 16 at CLE (11/28/10)
- t3. 16 at TB (11/14/10)
- t3. 16 vs. CIN (9/26/10)

### Passing Yards

1. 195 at CLE (11/28/10)
2. 191 at TB (11/14/10)
3. 188 vs. CIN (9/26/10)
4. 182 at ATL (1/2/11)
5. 169 at SEA (12/5/10)

### Passing Long

1. 55t at NO (10/3/10)
2. 44 vs. CIN (9/26/10)
3. 39 at SEA (12/5/10)
4. 34 at TB (11/14/10)
5. 32 at CLE (11/28/10)

### Passing Touchdowns

- t1. 1 at ATL (1/2/11)
- t1. 1 vs. ARZ (12/19/10)
- t1. 1 at NO (10/3/10)

### Passer Rating (Min. 5 att)

1. 107.6 vs. ARZ (12/19/10)
2. 90.6 at NO (10/3/10)
3. 75.5 at TB (11/14/10)
4. 70.5 at ATL (1/2/11)
5. 63.8 at CLE (11/28/10)

Jay Cutler  
(NFL career)

### Attempts

1. 52 at SF (11/12/09)
2. 50 vs. SD (9/14/08)
- t3. 49 vs. BUF (9/7/14)**
- t3. 49 at SD (12/28/08)
- t3. 49 at KC (9/28/08)

### Completions

1. 36 vs. SD (9/14/08)
- 2. 34 vs. BUF (9/7/14)**
3. 33 at SD (12/28/08)
4. 32 vs. KC (12/7/08)
- t5. 29 at SF (11/12/09)
- t5. 29 vs. ARZ (11/8/09)
- t5. 29 at KC (9/28/08)

### Passing Yards

1. 447 at CLE (11/6/08)
- 2. 381 at ATL (10/12/14)**
3. 372 vs. DET (9/12/10)
4. 369 vs. ARZ (11/8/09)
5. 361 at KC (9/28/08)

### Passing Long

1. 93t at CLE (11/6/08)
2. 89t vs. DET (9/12/10)
- 3. 74 at ATL (10/12/14)**
4. 72 at OAK (9/8/08)
- t5. 71 vs. STL (12/6/09)
- t5. 71t vs. SEA (12/3/06)

### Passing Touchdowns

- t1. 4 at SF (9/14/14)**
- t1. 4 vs. PHI (11/28/10)
- t1. 4 at DET (1/3/10)
- t1. 4 vs. MIN (12/28/09)
- t1. 4 vs. SD (9/14/08)
- t1. 4 vs. KC (12/9/07)
- t5. 3 (11 occasions)

### Passer Rating (Min. 5 att)

1. 146.2 vs. PHI (11/28/10)
2. 141.0 vs. KC (12/9/07)
3. 140.3 at DAL (10/1/12)
4. 138.1 at TEN (11/4/12)
5. 137.5 at OAK (9/8/08)

Jay Cutler  
(Bears career)

### Attempts

1. 52 at SF (11/12/09)
- 2. 49 vs. BUF (9/7/14)**
- t3. 47 at DET (9/29/2013)
- t3. 47 vs. ARZ (11/08/09)
4. 45 at NO (9/18/11)

### Completions

- 1. 34 vs. BUF (9/7/14)**
- t2. 29 at SF (11/12/09)
- t2. 29 vs. ARZ (11/8/09)
- t4. 28 at CAR (10/5/14)**
- t4. 28 at DET (10/10/11)

### Passing Yards

- 1. 381 at ATL (10/12/14)**
2. 372 vs. DET (9/12/10)
3. 369 vs. ARZ (11/8/09)
4. 358 vs. NO (10/6/13)
- 5. 349 vs. BUF (9/7/14)**

### Passing Long

1. 89t vs. DET (9/12/10)
- 2. 74 at ATL (10/12/14)**
3. 71 vs. STL (12/6/09)
4. 68 at GB (9/13/09)
- t5. 67 vs. GB (12/29/13)
- t5. 67 vs. SEA (10/17/10)

### Passing Touchdowns

- t1. 4 at SF (9/14/14)**
- t1. 4 vs. PHI (11/28/10)
- t1. 4 at DET (1/3/10)
- t1. 4 vs. MIN (12/28/09)
- t4. 3 (nine occasions)

### Passer Rating (Min. 5 att)

1. 146.2 vs. PHI (11/28/10)
2. 140.3 at DAL (10/1/12)
3. 138.1 at TEN (11/4/12)
4. 136.7 at DAL (9/19/10)
5. 128.1 vs. NO (10/6/13)



# BEARS TOP 5 CAREER REGULAR SEASON GAME HIGHS (cont.)

## RUSHING

	<u>Carries</u>	<u>Rushing Yards</u>	<u>Longest Rushes</u>
Ka'Deem Carey	1. 14 vs. GB (9/28/14)	1. 72 vs. GB (9/28/14)	1. 15 at ATL (10/12/14)
	2. 4 at ATL (10/12/14)	2. 19 at ATL (10/12/14)	2. 13 vs. GB (9/28/14)
	3. 2 at CAR (10/5/14)	2. 4 vs. BUF (9/7/14)	3. 12 vs. GB (9/28/14)
	t4. 1 at NYJ (9/7/14)	3. 2 at CAR (10/5/14)	4. 8 vs. GB (9/28/14)
	t4. 1 vs. BUF (9/7/14)	4. 0 at NYJ (9/22/14)	t5. 6 vs. GB (9/28/14)
			t5. 6 vs. GB (9/28/14)
	<u>Rushing Touchdowns</u>		
	No career rushing touchdowns		
Jimmy Clausen			
	<u>Carries</u>	<u>Rushing Yards</u>	<u>Longest Rushes</u>
	1. 6 vs. CIN (9/26/10)	1. 14 vs. ARZ (12/19/10)	1. 11 vs. NO (11/7/10)
	t2. 5 vs. ARZ (12/19/10)	2. 11 at TB (11/14/10)	2. 8 vs. ARZ (12/19/10)
	t2. 5 at TB (11/14/10)	t3. 11 vs. NO (11/7/10)	t3. 6 at TB (11/14/10)
	t4. 2 vs. CHI (10/10/10)	t3. 11 at NO (10/3/10)	t3. 6 at NO (10/3/10)
	t4. 2 at NO (10/3/10)	5. 10 vs. CIN (9/26/10)	5. 5 vs. CIN (9/26/10)
	<u>Rushing Touchdowns</u>		
	No career rushing touchdowns		
Jay Cutler (NFL career)			
	<u>Carries</u>	<u>Rushing Yards</u>	<u>Longest Rushes</u>
	t1. 8 vs. BUF (12/21/08)	1. 42 at SD (12/24/07)	1. 31 vs. PIT (10/21/07)
	t1. 8 vs. KC (12/7/08)	2. 41 vs. PIT (10/21/07)	2. 30 at ATL (10/18/09)
	t3. 7 vs. PHI (11/28/10)	3. 39 at BUF (11/7/10)	<b>t3. 25 at SF (9/14/14)</b>
	t3. 7 at CLE (11/6/08)	4. 37 vs. GB (9/27/10)	t3. 25 vs. MIN (11/14/10)
	5. 6 at OAK (12/2/07)	5. 34 at ATL (10/18/09)	t5. 21 vs. STL (9/23/12)
			t5. 21 at SD (12/24/07)
			t5. 21 vs. KC (12/9/07)
	<u>Rushing Touchdowns</u>		
	1 2 vs. BUF (12/7/08)		
	t2. 1 (five occasions)		
Matt Forté			
	<u>Carries</u>	<u>Rushing Yards</u>	<u>Longest Rushes</u>
	1. 27 vs. TB (9/21/08)	1. 205 vs. CAR (10/2/11)	1. 68t at CAR (10/10/10)
	2. 26 vs. CLE (11/1/09)	2. 166 at CAR (10/10/10)	t2. 61 vs. PHI (11/28/10)
	t3. 25 at TB (10/23/11)	3. 145 at TB (10/23/11)	t2. 61 vs. DET (10/4/09)
	t3. 25 vs. CAR (10/2/11)	4. 139 at STL (11/23/08)	4. 55 at PIT (9/22/13)
	t3. 25 at MIA (11/18/10)	5. 133 at PHI (11/7/11)	t5. 53t at DET (9/29/13)
	t3. 25 at GB (9/13/09)		t5. 53 at DET (1/3/10)
	<u>Rushing Touchdowns</u>		
	1. 3 at WAS (10/20/13)		
	<b>t2. 2 at ATL (10/12/14)</b>		
	t2. 2 vs. GB (12/29/13)		
	t2. 2 at CAR (10/10/10)		
	t2. 2 vs. CLE (11/1/09)		
	t5. 2 at STL (11/23/08)		

# BEARS TOP 5 CAREER REGULAR SEASON GAME HIGHS (cont.)

	<u>Carries</u>	<u>Rushing Yards</u>	<u>Longest Rushes</u>
Alshon Jeffery	1. 3 vs. BAL (11/17/13)	1. 30 vs. MIN (9/15/13)	1. 38 vs. MIN (9/15/13)
	<b>t2. 2 at ATL (10/12/14)</b>	2. 27 at DET (9/29/13)	t2. 27 at DET (9/29/13)
	<b>t2. 2 at NYJ (9/22/14)</b>	3. 17 vs. BAL (11/17/13)	t2. 15 vs. NYG (10/10/13)
	t2. 2 vs. DET (11/10/13)	4. 16 at WAS (10/20/13)	<b>4. 12 vs. GB (9/28/14)</b>
	t2. 2 at WAS (10/20/13)	5. 15 vs. NYG (10/10/13)	t5. 11 vs. BAL (11/17/13)
	t2. 2 vs. MIN (9/15/13)		t5. 11 at WAS (10/20/13)

## Rushing Touchdowns

No career rushing touchdowns

## RECEIVING

	<u>Receptions</u>	<u>Receiving Yards</u>	<u>Receiving Long</u>
Martellus Bennett	<b>1. 9 vs. GB (9/28/14)</b>	<b>1. 134 vs. GB (9/28/14)</b>	1. 43 vs. BAL (11/17/13)
	<b>t2. 8 vs. BUF (9/7/14)</b>	2. 90 at DET (9/29/13)	t2. 37 at STL (11/24/13)
	t2. 8 at DET (9/29/13)	3. 85 at PHI (12/22/13)	t2. 37 at GB (9/21/08)
	<b>t4. 7 at SF (9/14/14)</b>	4. 82 at WAS (12/3/12)	4. 34t at STL (10/19/08)
	t4. 7 vs. MIN (9/15/13)	5. 79 vs. WAS (10/21/12)	t5. 33t vs. TB (9/16/12)
	t4. 7 vs. CHI (9/19/10)		t5. 33 vs. PIT (11/4/12)

## Receiving Touchdowns

- t1. 2 at NYJ (9/22/14)**  
t1. 2 vs. MIN (9/15/13)  
t3. 1 (14 occasions)

	<u>Receptions</u>	<u>Receiving Yards</u>	<u>Receiving Long</u>
Matt Forté	<b>1. 12 at CAR (10/5/14)</b>	1. 151 vs. DET (9/12/10)	1. 89t vs. DET (9/12/10)
	<b>t2. 10 at ATL (10/12/14)</b>	2. 120 at SF (11/12/09)	<b>t2. 56 at CAR (10/5/14)</b>
	t2. 10 vs. MIN (9/13/13)	3. 117 at NO (9/18/11)	t2. 56t vs. ATL (9/11/11)
	t2. 10 at NO (9/18/11)	<b>4. 105 at CAR (10/5/14)</b>	4. 47 at TEN (11/4/12)
	<b>t4. 8 vs. BUF (9/7/14)</b>	5. 90 vs. ATL (9/11/11)	5. 37 at SF (11/12/09)
	t4. 8 at GB (1/2/11)		
	t4. 8 at SF (11/12/09)		

## Receiving Touchdowns

1. 2 vs. DET (9/12/10)  
t2. 1 ( 11 occasions)

	<u>Receptions</u>	<u>Receiving Yards</u>	<u>Receiving Long</u>
Santonio Holmes	t1. 9 at MIA (9/23/12)	1. 154 vs. BUF (9/22/13)	1. 83 at STL (12/20/07)
	t1. 9 vs. TEN (9/10/09)	2. 149 vs. OAK (12/6/09)	2. 69t vs. BUF (9/22/13)
	3. 8 vs. OAK (12/6/09)	3. 147 at MIA (9/23/12)	3. 67t at CIN (12/31/06)
	t4. 7 at NE (12/6/10)	4. 133 at STL (12/20/07)	4. 59t at BAL (12/30/07)
	t4. 7 vs. HOU (11/21/10)	5. 131 vs. TEN (9/10/09)	5. 57 vs. OAK (12/6/09)
	t4. 7 at KC (11/22/09)		
	t4. 7 vs. CIN (11/15/09)		

## Receiving Touchdowns

- t1. 2 vs. HOU (11/21/10)  
t1. 2 vs. BAL (11/5/07)  
t1. 2 at ARZ (9/30/07)  
t4. 1 (30 occasions)

# BEARS TOP 5 CAREER REGULAR SEASON GAME HIGHS (cont.)

## Alshon Jeffery

### Receptions

1. 12 at MIN (12/1/13)
2. 10 vs. NO (10/6/13)
3. 9 vs. DET (11/10/13)
- 4. 8 at NYJ (9/22/14)**
- t5. 7 vs. BAL (11/17/13)
- t5. 7 at PIT (9/22/13)

### Receiving Yards

1. 249 at MIN (12/1/13)
2. 218 vs. NO (10/6/13)
- 3. 136 at ATL (10/12/14)**
4. 114 vs. DET (11/10/13)
5. 107 at DET (9/29/13)

### Receiving Long

1. 80t at MIN (12/1/13)
- 2. 74 at ATL (10/12/14)**
3. 67 vs. GB (12/29/13)
4. 58 vs. NO (10/6/13)
5. 55 at DET (12/30/12)

### Receiving Touchdowns

- 1 2 at MIN (12/1/13)
- t2. 1 at CAR (10/5/14)**
- t2. 1 vs. GB (9/28/14)**
- t2. 1 at CLE (12/15/13)
- t2. 1 vs. DAL (12/9/13)
- t2. 1 at GB (11/4/13)
- t2. 1 vs. NO (10/6/13)
- t2. 1 at DET (9/29/13)
- t2. 1 at MIN (12/9/12)
- t2. 1 at JAX (10/7/12)
- t2. 1 vs. IND (9/9/12)

## Brandon Marshall (NFL career)

### Receptions

1. 21 at IND (12/13/09)
2. 18 vs. SD (9/14/08)
- t3. 12 vs. MIN (11/25/12)
- t3. 12 at JAX (10/7/12)
- t4. 11 vs. BUF (12/19/10)
- t4. 11 vs. PIT (11/9/09)
- t4. 11 vs. KC (12/7/08)
- t4. 11 at HOU (12/13/07)

### Receiving Yards

1. 200 at IND (12/13/09)
- t2. 166 vs. NYJ (9/26/10)
- t2. 166 vs. SD (9/14/08)
4. 165 vs. SEA (12/2/12)
5. 160 at MIN (12/9/12)

### Receiving Long

1. 75t at WAS (11/15/09)
2. 71t vs. SEA (12/3/06)
3. 68t at CHI (11/25/07)
4. 65t at BUF (12/18/11)
5. 56 vs. SEA (12/2/12)

### Receiving Touchdowns

- t1. 3 at SF (9/14/14)**
- t1. 3 at TEN (11/4/12)
- t3. 2 vs. DET (11/10/13)
- t3. 2 vs. NYG (10/10/13)
- t3. 2 at IND (12/13/09)
- t3. 2 at WAS (11/15/09)
- t3. 2 vs. NE (10/11/09)
- t3. 2 vs. KC (12/7/08)
- t3. 2 vs. KC (12/9/07)

# BEARS TOP 5 CAREER REGULAR SEASON GAME HIGHS (cont.)

**Brandon Marshall**  
(Bears career)

## Receptions

- t1. 12 vs. MIN (11/25/12)
- t1. 12 at JAX (10/7/12)
- t3. 10 at STL (11/24/13)
- t3. 10 at MIN (12/9/12)
- t3. 10 vs. SEA (12/2/12)

## Receiving Yards

- 1. 165 vs. SEA (12/2/12)
- 2. 160 at MIN (12/9/12)
- 3. 144 at JAX (10/7/12)
- 4. 139 vs. DET (11/10/13)
- 5. 138 at DAL (10/1/12)

## Receiving Long

- 1. 56 vs. SEA (12/2/12)
- 2. 47 at ATL (10/12/14)**
- 3. 45 vs. HOU (11/11/12)
- 4. 44 vs. DET (11/10/13)
- t5. 41 at CLE (12/15/13)
- t5. 41 at PIT (9/22/13)

## Receiving Touchdowns

### **t1. 3 at SF (9/14/14)**

- t1. 3 at TEN (11/4/12)
- t3. 2 vs. DET (11/10/13)
- t3. 2 vs. NYG (10/10/13)
- t5. 1 (17 occasions)

**Josh Morgan**

## Receptions

- t1. 7 at SD (12/16/10)
- t1. 7 at PHI (12/20/09)
- t3. 6 vs. CAR (11/4/12)
- t3. 6 vs. NO (9/20/10)
- t3. 6 at SEA (12/6/09)
- t3. 6 vs. JAX (11/29/09)

## Receiving Yards

- 1. 106 at SD (12/16/10)
- 2. 86 at NYG (10/19/08)
- 3. 82 vs. SEA (12/12/10)
- 4. 78 vs. ATL (10/11/09)
- 5. 75 vs. TB (10/9/11)

## Receiving Long

- 1. 65 vs. STL (11/14/10)
- 2. 61 vs. ATL (10/11/09)
- 3. 48t at STL (12/21/08)
- 4. 46 vs. SEA (12/12/10)
- 5. 36 at SD (12/16/10)

## Receiving Touchdowns

- t1. 1 (12 occasions)

**Dante Rosario**

## Receptions

- 1. 7 at SD (9/7/08)
- 2. 5 vs. SF (10/24/10)
- t3. 4 vs. TEN (9/16/12)
- t3. 4 at NYJ (11/29/09)
- t3. 4 vs. MIA (11/19/09)

## Receiving Yards

- 1. 96 at SD (9/7/08)
- 2. 62 at NYJ (11/29/09)
- 3. 58 at DAL (9/28/09)
- 4. 54 vs. SEA (12/16/07)
- 5. 48 vs. TEN (9/16/12)

## Receiving Long

- 1. 54 vs. SEA (12/16/07)
- 2. 32 at BUF (12/24/11)
- t3. 26 at NYJ (11/29/09)
- t3. 26 vs. TB (9/19/10)
- 5. 25t at DAL (9/28/09)

## Receiving Touchdowns

- 1. 3 vs. TEN (9/16/12)
- t2. 1 (five occasions)

**Marquess Wilson**

## Receptions

- t1. 1 vs. GB (12/29/13)
- t1. 1 at WAS (10/20/13)

## Receiving Yards

- 1. 10 vs. GB (12/29/13)
- 2. 3 at WAS (10/20/13)

## Receiving Long

- 1. 10 vs. GB (12/29/13)
- 2. 3 at WAS (10/20/13)

## Receiving Touchdowns

No career receiving touchdowns

# CURRENT BEARS CAREER 300-YARD PASSING GAMES

	<u>By Date</u>		<u>By Yards</u>	
Jay Cutler (NFL Career) 21 total 10-11 record	1. 304 at BUF (9/9/07)	W	1. 447 at CLE (11/6/08)	W
	2. 302 at CHI (11/25/07)	L	<b>2. 381 at ATL (10/12/14)</b>	<b>W</b>
	3. 300 at OAK (9/8/08)	W	3. 372 vs. DET (9/12/10)	W
	4. 350 vs. SD (9/14/08)	W	4. 369 vs. ARZ (11/8/09)	L
	5. 361 at KC (9/28/08)	L	5. 361 at KC (9/28/08)	L
	6. 307 vs. MIA (11/2/08)	L	6. 359 vs. BUF (12/21/08)	L
	7. 447 at CLE (11/6/08)	W	7. 358 vs. NO (10/6/13)	L
	8. 357 at NYJ (11/30/08)	W	8. 357 at NYJ (11/30/08)	W
	9. 359 vs. BUF (12/21/08)	L	9. 350 vs. SD (9/14/08)	W
	10. 316 at SD (12/28/08)	L	<b>10. 349 vs. BUF (9/7/14)</b>	<b>L</b>
	11. 300 at ATL (10/18/09)	L	11. 333 vs. IND (9/9/12)	W
	12. 369 vs. ARZ (11/8/09)	L	12. 317 at DET (9/29/13)	L
	13. 307 at SF (11/12/09)	L	13. 316 at SD (12/28/08)	L
	14. 372 vs. DET (9/12/10)	W	14. 312 vs. ATL (9/11/11)	W
	15. 312 vs. ATL (9/11/11)	W	t15. 307 vs. MIA (11/2/08)	L
	16. 302 vs. GB (9/25/11)	L	t15. 307 at SF (11/12/09)	L
	17. 333 vs. IND (9/9/12)	W	17. 304 at BUF (9/9/07)	W
	18. 317 at DET (9/29/13)	L	t18. 302 at CHI (11/25/07)	L
	19. 358 vs. NO (10/6/13)	L	t18. 302 vs. GB (9/25/11)	L
	<b>20. 349 vs. BUF (9/7/14)</b>	<b>L</b>	t20. 300 at OAK (9/8/08)	W
	<b>21. 381 at ATL (10/12/14)</b>	<b>W</b>	t20. 300 at ATL (10/18/09)	L
	<u>By Date</u>		<u>By Yards</u>	
Jay Cutler (Bears Career) 11 total 4-7 record	1. 300 at ATL (10/18/09)	L	<b>1. 381 at ATL (10/12/14)</b>	<b>W</b>
	2. 369 vs. ARZ (11/8/09)	L	2. 372 vs. DET (9/12/10)	W
	3. 307 at SF (11/12/09)	L	3. 369 vs. ARZ (11/8/09)	L
	4. 372 vs. DET (9/12/10)	W	4. 358 vs. NO (10/6/13)	L
	5. 312 vs. ATL (9/11/11)	W	<b>5. 349 vs. BUF (9/7/14)</b>	<b>L</b>
	6. 302 vs. GB (9/25/11)	L	6. 333 vs. IND (9/9/12)	W
	7. 333 vs. IND (9/9/12)	W	7. 317 at DET (9/29/13)	L
	8. 317 at DET (9/29/13)	L	8. 312 vs. ATL (9/11/11)	W
	9. 358 vs. NO (10/6/13)	L	9. 307 at SF (11/12/09)	L
	<b>10. 349 vs. BUF (9/7/14)</b>	<b>L</b>	10. 302 vs. GB (9/25/11)	L
	<b>11. 381 at ATL (10/12/14)</b>	<b>W</b>	11. 300 at ATL (10/18/09)	L



# CURRENT BEARS CAREER 100-YARD RUSHING GAMES

	<u>By Date</u>		<u>By Yards</u>	
<b>Matt Forté</b>	1. 123 at IND (9/7/08)	W	1. 205 vs. CAR (10/2/11)	W
21 total	2. 126 vs. DET (11/2/08)	W	2. 166 at CAR (10/10/10)	W
17-4 record	3. 139 at STL (11/23/08)	W	3. 145 at TB (10/23/11)	W
	4. 121 vs. DET (10/4/09)	W	4. 139 at STL (11/23/08)	W
	5. 101 at DET (1/3/10)	W	5. 133 at PHI (11/7/11)	W
	6. 166 at CAR (10/10/10)	W	6. 127 at CLE (12/15/13)	W
	7. 117 vs. PHI (11/28/10)	W	7. 126 vs. DET (11/2/08)	W
	8. 113 vs. NYJ (12/26/10)	W	8. 125 at GB (11/4/13)	W
	9. 205 vs. CAR (10/2/11)	W	9. 123 at IND (9/7/08)	W
	10. 116 at DET (10/10/11)	L	<b>10. 122 vs. GB (9/28/14)</b>	<b>L</b>
	11. 145 at TB (10/23/11)	W	11. 121 vs. DET (10/4/09)	W
	12. 133 at PHI (11/7/11)	W	12. 120 at MIN (12/1/13)	L
	13. 107 at JAX (10/7/12)	W	13. 117 vs. PHI (11/28/10)	W
	14. 103 at TEN (11/4/12)	W	14. 116 at DET (10/10/11)	L
	15. 103 at DET (12/30/12)	W	15. 113 vs. NYJ (12/26/10)	W
	16. 125 at GB (11/4/13)	W	16. 110 vs. GB (12/29/13)	L
	17. 120 at MIN (12/1/13)	L	17. 107 at JAX (10/7/12)	W
	18. 102 vs. DAL (12/9/13)	W	t18. 103 at DET (12/30/12)	W
	19. 127 at CLE (12/15/13)	W	t18. 103 at TEN (11/4/12)	W
	20. 110 vs. GB (12/29/13)	L	20. 102 vs. DAL (12/9/13)	W
	<b>21. 122 vs. GB (9/28/14)</b>	<b>L</b>	21. 101 at DET (1/3/10)	W

# CURRENT BEARS CAREER 100-YARD RECEIVING GAMES

	<u>By Date</u>		<u>By Yards</u>	
<b>Martellus Bennett</b>	1. 134 vs. GB (9/28/14)	L	1. 134 vs. GB (9/28/14)	L
1 total				
0-1 record				
	<u>By Date</u>		<u>By Yards</u>	
<b>Matt Forté</b>	1. 120 at SF (11/12/09)	L	1. 151 vs. DET (9/12/10)	W
4 total	2. 151 vs. DET (9/12/10)	W	2. 120 at SF (11/12/09)	L
1-3 record	3. 117 at NO (9/18/11)	L	3. 117 at NO (9/18/11)	L
	4. 105 at CAR (10/5/14)	L	4. 105 at CAR (10/5/14)	L
	<u>By Date</u>		<u>By Yards</u>	
<b>Santonio Holmes</b>	1. 124 at CIN (12/31/06)	W	1. 154 vs. BUF (9/22/13)	W
11 total	2. 128 at ARZ (9/30/07)	L	2. 149 vs. OAK (12/6/09)	L
9-2 record	3. 110 vs. BAL (11/5/07)	W	3. 147 at MIA (9/23/12)	W
	4. 133 at STL (12/20/07)	W	4. 133 at STL (12/20/07)	W
	5. 131 vs. TEN (9/10/09)	W	5. 131 vs. TEN (9/10/09)	W
	6. 104 vs. TEN (9/10/09)	W	6. 128 at ARZ (9/30/07)	L
	7. 149 vs. OAK (12/6/09)	L	7. 126 vs. HOU (11/21/10)	W
	8. 114 at DET (11/7/10)	W	8. 124 at CIN (12/31/06)	W
	9. 126 vs. HOU (11/21/10)	W	9. 114 at DET (11/7/10)	W
	10. 147 at MIA (9/23/12)	W	10. 110 vs. BAL (11/5/07)	W
	11. 154 vs. BUF (9/22/13)	W	11. 104 vs. TEN (9/10/09)	W
	<u>By Date</u>		<u>By Yards</u>	
<b>Alshon Jeffery</b>	1. 107 at DET (9/29/13)	L	1. 249 at MIN (12/1/13)	L
7 total	2. 218 vs. NO (10/6/13)	L	2. 218 vs. NO (10/6/13)	L
2-5 record	3. 105 at WAS (10/20/13)	L	3. 136 at ATL (10/12/14)	W
	4. 114 vs. DET (11/10/13)	L	4. 114 vs. DET (11/10/13)	L
	5. 249 at MIN (12/1/13)	L	5. 107 at DET (9/29/13)	L
	6. 105 at NYJ (9/22/14)	W	t6. 105 at NYJ (9/22/14)	W
	7. 136 at ATL (10/12/14)	W	t6. 105 at WAS (10/20/13)	L

**Brandon Marshall** (On next page)

	<u>By Date</u>		<u>By Yards</u>	
<b>Josh Morgan</b>	1. 106 at SD (12/16/10)	L	1. 106 at SD (12/16/10)	L
1 total				
0-1 record				

# CURRENT BEARS CAREER 100-YARD RECEIVING GAMES (cont.)

	<u>By Date</u>		<u>By Yards</u>	
<b>Brandon Marshall</b>	1. 133 vs. JAX (9/23/07)	L	1. 200 at IND (12/13/09)	L
33 total	2. 115 vs. KC (12/9/07)	W	t2. 166 vs. NYJ (9/26/10)	W
15-18 record	3. 107 at HOU (12/13/07)	L	t2. 166 vs. SD (9/14/08)	L
	4. 114 vs. MIN (12/30/07)	W	4. 165 vs. SEA (12/2/12)	L
<i>Bears career</i>	5. 166 vs. SD (9/14/08)	L	5. 160 at MIN (12/9/12)	L
14 total	6. 155 vs. NO (9/21/08)	W	6. 155 vs. NO (9/21/08)	W
9-5 record	7. 129 vs. BUF (12/21/08)	L	7. 144 at JAX (10/7/12)	W
	8. 112 vs. PIT (11/9/09)	L	8. 143 at NE (12/24/11)	L
	9. 134 at WAS (11/15/09)	L	t9. 139 vs. DET (11/10/13)	L
	10. 200 at IND (12/13/09)	L	t9. 139 vs. NE (9/12/11)	L
	11. 166 vs. NYJ (9/26/10)	W	11. 138 at DAL (10/1/12)	W
	12. 127 at GB (10/17/10)	W	12. 134 at WAS (11/15/09)	L
	13. 106 vs. BUF (12/19/10)	L	13. 133 vs. JAX (9/23/07)	L
	14. 102 vs. DET (12/26/10)	L	14. 129 vs. BUF (12/21/08)	L
	15. 139 vs. NE (9/12/11)	L	15. 127 at GB (10/17/10)	W
	16. 109 at NYJ (10/17/11)	L	16. 122 at TEN (11/4/12)	W
	17. 106 at KC (11/6/11)	W	17. 119 vs. IND (9/9/12)	W
	18. 103 at DAL (11/24/11)	L	18. 117 at STL (11/24/13)	L
	19. 143 at NE (12/24/11)	L	19. 115 vs. KC (12/9/07)	W
	20. 119 vs. IND (9/9/12)	W	20. 114 vs. MIN (12/30/07)	W
	21. 138 at DAL (10/1/12)	W	<b>t21. 113 at ATL (10/12/14)</b>	<b>W</b>
	22. 144 at JAX (10/7/12)	W	t21. 113 vs. MIN (9/15/14)	W
	23. 122 at TEN (11/4/12)	W	23. 112 vs. PIT (11/9/09)	L
	24. 107 vs. HOU (11/11/12)	L	24. 109 at NYJ (10/17/11)	L
	25. 165 vs. SEA (12/2/12)	L	t25. 107 at GB (11/4/13)	W
	26. 160 at MIN (12/9/12)	L	t25. 107 vs. HOU (11/11/12)	L
	27. 104 vs. CIN (9/8/13)	W	t25. 107 at HOU (12/13/07)	L
	28. 113 vs. MIN (9/15/13)	W	t28. 106 at KC (11/6/11)	W
	29. 107 at GB (11/4/13)	W	t28. 106 vs. BUF (12/19/10)	L
	30. 139 vs. DET (11/10/13)	L	30. 104 vs. CIN (9/8/13)	W
	31. 117 at STL (11/24/13)	L	31. 103 at DAL (11/24/11)	L
	32. 100 vs. DAL (12/9/13)	W	32. 102 vs. DET (12/26/10)	L
	<b>33. 113 at ATL (10/12/14)</b>	<b>W</b>	33. 100 vs. DAL (12/9/13)	W

# 2014 CHICAGO BEARS

## STAT PACK



BEARS Participation .....	B-2
BEARS Line-ups by Game .....	B-3
BEARS Offensive Stats by Game .....	B-4
OPPONENT Offensive Stats by Game .....	B-5
Individual Game-Highs .....	B-6
BEARS Individual Week-by-Week Leaders .....	B-7
Team Quarter-by-Quarter Scoring .....	B-7
Team 3rd and 4th Down Efficiency .....	B-8
Team Red Zone Efficiency .....	B-9
Team Drive Engineering .....	B-10
Team Turnover Breakdown .....	B-11
Team Turnover Ratios .....	B-12
BEARS Scoring Drives .....	B-13
OPPONENT Scoring Drives .....	B-14
Individual Big Plays .....	B-15 - B-17
Replay Challenges .....	B-18
BEARS Week-by-Week NFL Rankings .....	B-19
BEARS Record When .....	B-20
Updated Series Records .....	B-21
How BEARS got to the NFL/Chicago .....	B-22
BEARS Transactions .....	B-23
BEARS Updated "The Last Time..." .....	B-24 - B-34
BEARS Updated Career Records .....	B-35 - B-38

# CHICAGO BEARS 2014 GAME-BY-GAME PARTICIPATION

		Regular Season				BUF	@ SF	@ NYJ	GB	@ CAR	@ ATL	MIA	@ NE	@ GB	MIN	TB	@ DET	DAL	NO	DET	@ MIN	Consecutive	
		GP	GS	DNP	INA	9/7	9/14	9/22	9/28	10/5	10/12	10/19	10/26	11/9	11/16	11/23	11/27	12/4	12/15	12/21	12/28	GP	GS
69	Allen, Jared	6	6	0	1	DE	DE	DE	x	DE	DE	DE										3	3
83	Bennett, Martellus	7	6	0	0	TE	sub	TE	TE	TE	TE	TE										41	5
57	Bostic, Jonathan	5	3	0	2	sub	sub	LB	LB	LB	x	x										0	0
55	Briggs, Lance	5	5	0	2	LB	LB	LB	LB	LB	x	x										0	0
62	Britton, Eben	6	0	0	0	nwt	sub	sub	sub	sub	sub	sub										6	0
74	Bushrod, Jermon	5	5	0	2	LT	LT	LT	LT	x	x	LT										1	1
44	Cain, Jeremy	7	0	0	0	sub	sub	sub	sub	sub	sub	sub										7	0
25	Carey, Ka'Deem	7	0	0	0	sub	sub	sub	sub	sub	sub	sub										7	0
8	Clausen, Jimmy	1	0	6	0	dnp	dnp	dnp	sub	dnp	dnp	dnp										0	0
47	Conte, Chris	6	6	0	1	S	S	S	S	S	S	x										0	0
6	Cutler, Jay	7	7	0	0	QB	QB	QB	QB	QB	QB	QB										10	10
64	de la Puente, Brian	5	4	2	0	sub	C	C	C	C	dnp	dnp										0	0
36	Dixon, Ahmad	3	0	0	3	nwt	sub	sub	sub	x	x	x										0	0
95	Ferguson, Ego	7	0	0	0	sub	sub	sub	sub	sub	sub	sub										7	0
22	Forté, Matt	7	7	0	0	RB	RB	RB	RB	RB	RB	RB										36	36
23	Fuller, Kyle	7	5	0	0	sub	sub	CB	CB	CB	CB	CB										7	5
63	Garza, Roberto	3	3	0	4	C	x	x	x	x	C	C										2	2
9	Gould, Robbie	7	0	0	0	sub	sub	sub	sub	sub	sub	sub										23	0
52	Greene, Khaseem	5	2	0	2	x	x	sub	sub	sub	LB	LB										5	2
14	Holmes, Santonio	7	2	0	0	sub	3WR	3WR	sub	sub	sub	sub										14	0
99	Houston, Lamarr	7	7	0	0	DE	DE	DE	DE	DE	DE	DE										71	51
30	Hurst, Demontre	6	0	0	0	sub	Waived 9/8	sub	sub	sub	sub	sub										5	0
17	Jeffery, Alshon	7	7	0	0	WR	WR	WR	WR	WR	WR	WR										27	12
26	Jennings, Tim	7	7	0	0	CB	CB	CB	CB	CB	CB	CB										25	25
59	Jones, Christian	7	1	0	0	sub	sub	sub	sub	sub	LB	sub										7	0
91	Lattimore, Dede	2	0	0	0	nwt	nwt	nwt	nwt	nwt	sub	sub										2	0
72	Leno Jr., Charles	0	0	1	6	x	x	x	x	x	dnp	x										0	0
75	Long, Kyle	7	7	0	0	RG	RG	RG	RG	RG	RG	RG										23	23
39	Louis-Jean, Al	2	0	0	0	ps	ps	ps	ps	ps	sub	sub										2	0
15	Marshall, Brandon	7	7	0	0	WR	WR	WR	WR	WR	WR	WR										59	59
50	McClellin, Shea	3	3	0	4	LB	LB	x	x	x	x	LB										1	1
29	McCray, Danny	7	0	0	0	sub	sub	sub	sub	sub	sub	sub										22	0
27	McManis, Sherrick	3	0	0	4	sub	sub	x	x	x	x	sub										1	0
67	Mills, Jordan	7	7	0	0	RT	RT	RT	RT	RT	RT	RT										23	23
20	Mitchell, Terrance	0	0	0	1	ps	ps	ps	ps	ps	ps	x										0	0
19	Morgan, Josh	6	5	0	1	3WR	x	sub	3WR	3WR	3WR	3WR										5	4
21	Mundy, Ryan	7	7	0	0	S	S	S	S	S	S	S										87	7
16	O'Donnell, Patrick	7	0	0	0	sub	sub	sub	sub	sub	sub	sub										7	0
70	Ola, Michael	6	5	1	0	sub	LG	LG	LG	LT	LT	dnp										0	0
92	Paea, Stephen	7	7	0	0	DT	DT	DT	DT	DT	DT	DT										12	7
32	Perry, Seniorise	7	0	0	0	sub	sub	sub	sub	sub	sub	sub										7	0
90	Ratliff, Jeremiah	4	4	0	3	DT	DT	x	x	x	DT	DT										2	2
88	Rosario, Dante	7	0	0	0	sub	sub	sub	sub	sub	sub	sub										22	0
76	Scott, Trevor	5	0	0	2	sub	sub	x	sub	sub	sub	x										0	0
53	Sharpton, Darryl	4	1	0	0	nwt	nwt	nwt	sub	sub	LB	sub										4	0
68	Slauson, Matt	4	4	0	3	LG	x	x	x	LG	LG	LG										3	3
93	Sutton, Will	7	3	0	0	sub	sub	DT	DT	DT	sub	sub										7	0
45	Vereen, Brock	7	1	0	0	sub	sub	sub	sub	sub	sub	S										7	1
94	Washington, Cornelius	5	0	0	2	x	x	sub	sub	sub	sub	sub										5	0
82	Williams, Chris	4	0	0	0	ps	sub	ps	ps	sub	sub	sub										3	0
58	Williams, D.J.	6	5	0	1	LB	LB	sub	LB	LB	x	LB										1	1
24	Williams, Teddy	3	0	0	0	nwt	nwt	nwt	nwt	sub	sub	sub										3	0
97	Young, Willie	6	1	0	0	sub	sub	sub	DE	sub	sub	sub										44	0

CAPS = starter / sub = reserve / x = inactive / dnp = did not play / 3TE = third tight end / NB = nickle back / 3S = third safety / ps = practice squad / nwt = not with team / sus = suspended

91	Bass, David	1	0	2	2	x	x	dnp	sub	dnp	Waived 10/7											0	0	
11	Bellamy, Josh	1	0	0	0	ps	sub	Waived 9/22											0	0				
60	Boggs, Taylor	4	0	0	0	ps	sub	sub	sub	sub	Waived 10/10											0	0	
20	Draughn, Shaun	2	0	0	0	sub	sub	Waived 9/16											0	0				
12	Fales, David	0	0	0	1	x	Waived 9/13											0	0					
43	Fiammetta, Tony	1	0	0	1	x	Waived 9/13	sub	Waived 9/25											0	0			
31	Frey, Isaiah	3	1	0	0	ps	ps	3CB	sub	sub	Waived 10/7											0	0	
24	Hayden, Kelvin	0	0	0	1	x	Waived 9/13											0	0					
96	Manning, Terrell	2	0	0	0	nwt	nwt	sub	sub	Waived 9/30	sub	Waived 10/13											0	0
85	Mulligan, Matthew	2	1	0	0	sub	TE	Waived 9/16											0	0				
13	Ross, Rashad	2	0	0	0	ps	ps	sub	sub	Waived 9/30											0	0		
18	Spurlock, Michael	1	0	0	0	sub	Waived 9/9											0	0					
33	Tillman, Charles	2	2	0	0	CB	CB	Placed on IR 9/15											0	0				



# CHICAGO BEARS 2014 GAME-BY-GAME LINE-UPS

OFFENSIVE STARTERS BY GAME												
DATE	OPPONENT	WR	LT	LG	C	RG	RT	TE	WR	QB	RB	FB/TE/3WR
9/7	vs BUF	Marshall	Bushrod	Slauson	Garza	Long	Mills	Bennett	Jeffery	Cutler	Forte	Morgan
9/14	@ SF	Marshall	Bushrod	Ola	de la Puente	Long	Mills	Mulligan	Jeffery	Cutler	Forte	Holmes
9/22	@ NYJ	Marshall	Bushrod	Ola	de la Puente	Long	Mills	Bennett	Jeffery	Cutler	Forte	Holmes
9/28	vs GB	Marshall	Bushrod	Ola	de la Puente	Long	Mills	Bennett	Jeffery	Cutler	Forte	Morgan
10/5	@ CAR	Marshall	Ola	Slauson	de la Puente	Long	Mills	Bennett	Jeffery	Cutler	Forte	Morgan
10/12	@ ATL	Marshall	Ola	Slauson	Garza	Long	Mills	Bennett	Jeffery	Cutler	Forte	Morgan
10/19	vs MIA	Marshall	Bushrod	Slauson	Garza	Long	Mills	Bennett	Jeffery	Cutler	Forte	Morgan
10/26	@ NE											
11/9	@ GB											
11/16	vs MIN											
11/23	vs TB											
11/27	@ DET											
12/4	vs DAL											
12/15	vs NO											
12/21	vs DET											
12/28	@ MIN											

DEFENSIVE STARTERS BY GAME												
DATE	OPPONENT	DE	DT	DT	DE	LB	LB	LB	CB	CB	S	S
9/7	vs BUF	Houston	Ratliff	Paea	Allen	Briggs	Williams	McClellin	Jennings	Tillman	Mundy	Conte
9/14	@ SF	Houston	Ratliff	Paea	Allen	Briggs	Williams	McClellin	Jennings	Tillman	Mundy	Conte
9/22	@ NYJ	Houston	Sutton	Paea	Allen	Briggs	Bostic	Frey (3CB)	Jennings	Fuller	Mundy	Conte
9/28	vs GB	Houston	Sutton	Paea	Young	Briggs	Williams	Bostic	Jennings	Fuller	Mundy	Conte
10/5	@ CAR	Houston	Sutton	Paea	Allen	Briggs	Williams	Bostic	Jennings	Fuller	Mundy	Conte
10/12	@ ATL	Houston	Ratliff	Paea	Allen	Greene	Sharpton	Jones	Jennings	Fuller	Mundy	Conte
10/19	vs MIA	Houston	Ratliff	Paea	Allen	Greene	Williams	McClellin	Jennings	Fuller	Mundy	Vereen
10/26	@ NE											
11/9	@ GB											
11/16	vs MIN											
11/23	vs TB											
11/27	@ DET											
12/4	vs DAL											
12/15	vs NO											
12/21	vs DET											
12/28	@ MIN											

SPECIALISTS BY GAME				INACTIVES BY GAME							
DATE	OPPONENT	K	P	Inactive Players							
9/7	vs BUF	Gould	O'Donnell	Bass	Fales	Fiammetta	Greene	Hayden	Leno	Washington	
9/14	@ SF	Gould	O'Donnell	Bass	Garza	Greene	Leno	Morgan	Slauson	Washington	
9/22	@ NYJ	Gould	O'Donnell	Garza	Leno	McClellin	McManis	Ratliff	Scott	Slauson	
9/28	vs GB	Gould	O'Donnell	Allen	Garza	Leno	McClellin	McManis	Ratliff	Slauson	
10/5	@ CAR	Gould	O'Donnell	Bushrod	Dixon	Garza	Leno	McClellin	McManis	Ratliff	
10/12	@ ATL	Gould	O'Donnell	Bostic	Briggs	Bushrod	Dixon	McClellin	McManis	Williams	
10/19	vs MIA	Gould	O'Donnell	Bostic	Briggs	Conte	Dixon	Leno	Mitchell	Scott	
10/26	@ NE										
11/9	@ GB										
11/16	vs MIN										
11/23	vs TB										
11/27	@ DET										
12/4	vs DAL										
12/15	vs NO										
12/21	vs DET										
12/28	@ MIN										

# CHICAGO BEARS 2014 GAME-BY-GAME OFFENSIVE STATS

	BUF	@ SF	@ NYJ	GB	@ CAR	@ ATL	MIA	@ NE	@ GB	MIN	TB	@ DET	DAL	NO	DET	@ MIN	Season
	9/7	9/14	9/22	9/28	10/5	10/12	10/19	10/26	11/9	11/16	11/23	11/27	12/4	12/15	12/21	12/28	Totals
<b>First Downs</b>	29	19	17	33	17	23	14										152
Rushing	5	3	4	16	5	7	3										43
Passing	19	10	11	14	11	15	10										90
Penalty	5	6	2	3	1	1	1										19
<b>Third Downs</b>	12	9	15	11	13	15	12										87
Converted	5	3	7	7	5	7	5										39
Efficiency	41.7%	33.3%	46.7%	63.6%	38.5%	46.7%	41.7%										44.8%
<b>Fourth Downs</b>	0	0	0	3	1	0	3										7
Converted	0	0	0	2	0	0	2										4
Efficiency	0.0%	0.0%	0.0%	66.7%	0.0%	0.0%	66.7%										57.1%
<b>Total Net Yards</b>	427	216	257	496	347	478	224										2,445
Plays	69	52	63	77	62	69	51										443
Avg. Per Play	6.2	4.2	4.1	6.4	5.6	6.9	4.4										5.5
<b>Net Yards Rushing</b>	86	46	60	235	85	103	52										667
Attempts	18	17	21	41	22	29	14										162
Avg. Per Rush	4.8	2.7	2.9	5.7	3.9	3.6	3.7										4.1
Touchdowns	0	0	0	0	1	2	1										4
<b>Net Yards Passing</b>	341	170	197	261	262	375	172										1,778
Sacked	2	1	4	1	4	2	3										17
Yards Lost	8	6	28	4	27	6	18										97
Gross Yards	349	176	225	265	289	381	190										1,875
Attempts	49	34	38	35	36	38	34										264
Completions	34	23	23	23	28	26	21										178
Completion Pct.	69.4%	67.6%	60.5%	65.7%	77.8%	68.4%	61.8%										67.4%
Yards Per Attempt	7.1	5.2	5.9	7.6	8.0	10.0	5.6										7.1
Touchdowns	2	4	2	2	2	1	1										14
Interceptions	2	0	0	2	2	0	1										7
<b>Touchdowns</b>	2	4	3	2	3	3	2										19
Rushing	0	0	0	0	1	2	1										4
Passing	2	4	2	2	2	1	1										14
Returns	0	0	1	0	0	0	0										1
<b>Penalties</b>	4	10	9	6	10	7	2										48
Yards Lost	43	58	95	46	80	47	15										384
<b>Fumbles</b>	1	1	1	3	3	0	4										13
Fumbles Lost	1	0	1	0	2	0	2										6
<b>Punts</b>	4	6	5	0	4	5	3										27
Gross Avg.	40.0	47.6	42.6	-	51.3	40.2	53.3										43.6
Net Avg.	36.5	32.3	40.6	-	31.0	34.2	45.7										36.1
Inside-the-20	1	1	0	0	2	2	2										8
Touchbacks	0	1	0	0	0	1	0										2
<b>FGs Attempted</b>	2	0	2	1	2	2	0										9
FGs Made	2	0	2	1	1	2	0										8
<b>PATs Made-Att.</b>	2-2	4-4	3-3	2-2	3-3	2-3	2-2										18-19
Kicking M-A	2-2	4-4	3-3	2-2	3-3	1-2	2-2										17-18
2-pt Rushing M-A	0-0	0-0	0-0	0-0	0-0	0-0	0-0										0-0
2-pt Passing M-A	0-0	0-0	0-0	0-0	0-0	1-1	0-0										1-1
<b>Kickoffs-EZ-TB</b>	5-4-3	5-3-2	6-6-2	4-1-0	5-4-4	6-5-3	3-2-1										34-25-15
<b>Safeties</b>	0	0	0	0	0	0	0										0
<b>Points Scored</b>	20	28	27	17	24	27	14										157
<b>Time of Possession</b>	34:42*	26:08	28:08	36:22	32:59	36:15	22:38										30:39
	BUF	@ SF	@ NYJ	GB	@ CAR	@ ATL	MIA	@ NE	@ GB	MIN	TB	@ DET	DAL	NO	DET	@ MIN	
	9/7	9/14	9/22	9/28	10/5	10/12	10/19	10/26	11/9	11/16	11/23	11/27	12/4	12/15	12/21	12/28	

\*. Overtime

# OPPONENT 2014 GAME-BY-GAME OFFENSIVE STATS

	BUF	@ SF	@ NYJ	GB	@ CAR	@ ATL	MIA	@ NE	@ GB	MIN	TB	@ DET	DAL	NO	DET	@ MIN	Season
	9/7	9/14	9/22	9/28	10/5	10/12	10/19	10/26	11/9	11/16	11/23	11/27	12/4	12/15	12/21	12/28	Totals
<b>First Downs</b>	15	19	21	21	22	12	24										134
Rushing	7	5	3	3	5	2	7										32
Passing	8	13	15	16	15	10	17										94
Penalty	0	1	3	2	2	0	0										8
<b>Third Downs</b>	12	13	15	8	12	13	11										84
Converted	4	7	6	4	5	4	4										34
Efficiency	33.3%	53.8%	40.0%	50.0%	41.7%	30.8%	36.4%										40.5%
<b>Fourth Downs</b>	0	2	2	0	0	2	1										7
Converted	0	1	1	0	0	0	1										3
Efficiency	0.0%	50.0%	50.0%	0.0%	0.0%	0.0%	100.0%										42.9%
<b>Total Net Yards</b>	360	359	414	358	321	287	393										2,492
Plays	56	65	72	47	64	54	69										427
Avg. Per Play	6.4	5.5	5.8	7.6	5.0	5.3	5.7										5.8
<b>Net Yards Rushing</b>	193	127	114	56	90	42	137										759
Attempts	33	27	26	18	27	13	33										177
Avg. Per Rush	5.8	4.7	4.4	3.1	3.3	3.2	4.2										4.3
Touchdowns	1	1	0	1	1	0	1										5
<b>Net Yards Passing</b>	167	232	300	302	231	245	256										1,733
Sacked	1	4	3	1	2	4	4										19
Yards Lost	6	16	16	0	24	26	21										109
Gross Yards	173	248	316	302	255	271	277										1,842
Attempts	22	34	43	28	35	37	32										231
Completions	16	21	26	22	19	19	25										148
Completion Pct.	72.7%	61.8%	60.5%	78.6%	54.3%	51.4%	78.1%										64.1%
Yards Per Attempt	7.9	7.3	7.3	10.8	7.3	7.3	8.7										8.0
Touchdowns	1	1	1	4	2	1	2										12
Interceptions	1	3	2	0	1	1	0										8
<b>Touchdowns</b>	2	2	1	5	4	1	3										18
Rushing	1	1	0	1	1	0	1										5
Passing	1	1	1	4	2	1	2										12
Returns	0	0	0	0	1	0	0										1
<b>Penalties</b>	9	16	6	9	3	6	7										56
Yards Lost	108	118	78	70	30	52	84										540
<b>Fumbles</b>	1	2	5	0	3	1	1										13
Fumbles Lost	0	1	1	0	2	0	0										4
<b>Punts</b>	5	1	3	0	5	5	2										21
Gross Avg.	43.0	54.0	48.3	-	48.2	43.6	37.5										45.1
Net Avg.	43.2	53.0	38.0	-	38.2	43.8	37.5										41.3
Inside-the-20	4	0	1	0	2	1	1										9
Touchbacks	0	0	1	0	1	0	0										2
<b>FGs Attempted</b>	3	2	4	2	1	2	4										18
FGs Made	3	2	4	1	1	2	2										15
<b>PATs Made-Att.</b>	2-2	2-2	1-1	5-5	4-4	1-1	3-3										18-18
Kicking M-A	2-2	2-2	1-1	5-5	4-4	1-1	3-3										18-18
2-pt Rushing M-A	0-0	0-0	0-0	0-0	0-0	0-0	0-0										0-0
2-pt Passing M-A	0-0	0-0	0-0	0-0	0-0	0-0	0-0										0-0
<b>Kickoffs-EZ-TB</b>	6-6-5	5-5-4	6-4-2	7-7-5	6-6-4	4-4-2	6-6-4										40-38-26
<b>Safeties</b>	0	0	0	0	0	0	0										0
<b>Points Scored</b>	23	20	19	38	31	13	27										171
<b>Time of Possession</b>	30:32*	33:52	31:52	23:38	26:51	23:45	37:22										29:21
	BUF	@ SF	@ NYJ	GB	@ CAR	@ ATL	MIA	@ NE	@ GB	MIN	TB	@ DET	DAL	NO	DET	@ MIN	
	9/7	9/14	9/22	9/28	10/5	10/12	10/19	10/26	11/9	11/16	11/23	11/27	12/4	12/15	12/21	12/28	
* - Overtime																	

# CHICAGO BEARS 2014 INDIVIDUAL GAME-HIGHS

CHICAGO BEARS 2014 INDIVIDUAL GAME-HIGHS								
BEARS				OPPONENTS				
Date	Opponent	Player	No	PASSING	No	Player	Opponent	Date
9/7	vs. BUF	Cutler	49	Attempts	43	Smith	@ NYJ	9/22
9/7	vs. BUF	Cutler	34	Completions	26	Smith	@ NYJ	9/22
10/12	@ ATL	Cutler	381	Yards	316	Smith	@ NYJ	9/22
10/12	@ ATL	Cutler	74	Long	51	Smith	@ NYJ	9/22
9/14	@ SF	Cutler	4	TDs	4	Rodgers	vs. GB	9/28
10/5	@ CAR	Last: Cutler	2	INTs	3	Kaepernick	@ SF	9/14
Date	Opponent	Player	No	RECEIVING	No	Player	Opponent	Date
10/5	@ CAR	Forte	12	Receptions	10	Nelson	vs. GB	9/28
10/12	@ ATL	Jeffery	136	Yards	113	Cobb	vs. GB	9/28
10/12	@ ATL	Jeffery	74	Long	51	Salas	@ NYJ	9/22
9/14	@ SF	Marshall	3	TDs	2	Last: Olsen	@ CAR	10/5
Date	Opponent	Player	No	RUSHING	No	Player	Opponent	Date
9/28	vs. GB	Forte	23	Rushes	18	Millier	vs. MIA	10/19
9/28	vs. GB	Forte	122	Yards	64	Kaepernick	@ SF	9/14
9/28	vs. GB	Forte	19	Long	47	Dixon	vs. BUF	9/7
10/12	@ ATL	Forte	2	TDs	1	Last: Miller	vs. MIA	10/19
Date	Opponent	Player	No	TACKLES	No	Player	Opponent	Date
9/22	@ NYJ	Last: Bostic	13	Total Tackles	15	Kuechly	@ CAR	10/5
9/14	@ SF	Last: Briggs	7	Solos	13	McKelvin	vs. BUF	9/7
10/19	vs. MIA	Last: Greene	8	Assists	5	Davis	@ NYJ	9/22
10/12	@ ATL	Last: Young	2.0	Sacks	1.5	Wilkerson	@ NYJ	9/22
10/5	@ CAR	Last: Allen	1	TFLs	2	Last: Massaquoi	@ ATL	10/12
Date	Opponent	Player	No	INTERCEPTIONS	No	Player	Opponent	Date
9/14	@ SF	Fuller	2	INTs	1	Last: Jones	vs. MIA	10/19
9/22	@ NYJ	Mundy	45t	Long Return	62	Shields	vs. GB	9/28
9/22	@ NYJ	Mundy	1	TDs				
Date	Opponent	Player	No	PUNT RETURNS	No	Player	Opponent	Date
10/12	@ ATL	Last: Holmes	2	Returns	4	Ellington	@ SF	9/14
10/5	@ CAR	Holmes	30	Yards	81	Brown	@ CAR	10/5
10/5	@ CAR	Holmes	22	Long	79t	Brown	@ CAR	10/5
				TDs	1	Brown	@ CAR	10/5
Date	Opponent	Player	No	KICKOFF RETURNS	No	Player	Opponent	Date
9/22	@ NYJ	Ross	3	Returns	3	Hakim	@ NYJ	9/22
10/19	vs. MIA	Williams	75	Yards	56	Hakim	@ NYJ	9/22
10/19	vs. MIA	Williams	50	Long	29	Spiller	vs. BUF	9/7
				TDs				
Date	Opponent	Player	No	FIELD GOALS	No	Player	Opponent	Date
10/12	@ ATL	Last: Gould	2	Attempts	4	Sturgis	vs. MIA	10/19
10/12	@ ATL	Last: Gould	2	Made	4	Folk	@ NYJ	9/22
10/5	@ CAR	Last: Gould	45	Long	54	Bryant	@ ATL	10/12
Date	Opponent	Player	No	PUNTS	No	Player	Opponent	Date
10/12	@ ATL	Last: O'Donnell	5	Punts	5	Last: Boshier	@ ATL	10/12
9/14	@ SF	O'Donnell	238	Yards	241	Nortman	@ CAR	10/5
10/19	vs. MIA	O'Donnell	53.0	Average	54.0	Lee	@ SF	9/14
10/5	@ CAR	O'Donnell	63	Long	62	Nortman	@ CAR	10/5
10/19	vs. MIA	Last: O'Donnell	2	In-20	4	Schmidt	vs. BUF	9/7
10/12	@ ATL	Last: O'Donnell	1	Touchbacks	1	Last: Nortman	@ CAR	10/5

## CHICAGO BEARS 2014 WEEK-BY-WEEK LEADERS

DATE	OPPONENT	Scoring	Rushing Yards	Receptions	Receiving Yards	Tackles
9/7	vs BUF	Gould - 8	Forte - 82	Forte, Marshall, Bennett - 8	Forte - 87	Mundy - 10
9/14	@ SF	Marshall - 18	Cutler - 25	Bennett - 7	Marshall - 48	Briggs - 13
9/22	@ NYJ	Bennett - 12	Forte - 33	Jeffery - 8	Jeffery - 105	Bostic - 13
9/28	vs GB	Marshall, Jeffery - 6	Forte - 122	Bennett - 9	Bennett - 134	Briggs - 8
10/5	@ CAR	Gould, Cutler, Forte, Jeffery - 6	Forte - 61	Forte - 12	Forte - 105	Briggs - 9
10/12	@ ATL	Forte - 12	Forte - 80	Forte - 10	Jeffery - 136	Greene - 10
10/19	vs MIA	Forte - 12	Forte - 49	Forte, Marshall - 6	Forte - 60	Sharpton - 11
10/26	@ NE					
11/9	@ GB					
11/16	vs MIN					
11/23	vs TB					
11/27	@ DET					
12/4	vs DAL					
12/15	vs NO					
12/21	vs DET					
12/28	@ MIN					
Most Times Led or Tied for Lead		Forte - 3	Forte - 6	Forte - 4	Forte - 3	Briggs - 3

## CHICAGO BEARS 2014 QUARTER-BY-QUARTER SCORING

DATE	OPPONENT	BEARS									OPPONENTS									Point
		1	2	1H	3	4	2H	OT	TOT		1	2	1H	3	4	2H	OT	TOT		Differential
9/7	vs BUF	7	0	7	10	3	13	0	20		7	10	17	0	3	3	3	23		-3
9/14	@ SF	0	7	7	0	21	21	-	28		10	7	17	3	0	3	-	20		+8
9/22	@ NYJ	14	3	17	7	3	10	-	27		3	10	13	3	3	6	-	19		+8
9/28	vs GB	7	10	17	0	0	0	-	17		7	14	21	10	7	17	-	38		-21
10/5	@ CAR	14	7	21	3	0	3	-	24		7	7	14	7	19	17	-	31		-7
10/12	@ ATL	0	13	13	6	8	14	-	27		3	0	3	10	0	10	-	13		+14
10/19	vs MIA	0	0	0	7	7	14	-	14		7	7	14	7	6	13	-	27		-13
10/26	@ NE																			
11/9	@ GB																			
11/16	vs MIN																			
11/23	vs TB																			
11/27	@ DET																			
12/4	vs DAL																			
12/15	vs NO																			
12/21	vs DET																			
12/28	@ MIN																			
Regular Season Totals		42	40	82	33	42	75	0	157		44	55	99	40	38	69	3	171		-14



# CHICAGO BEARS 2014 3rd & 4th DOWN EFFICIENCY

		OFFENSE											3rd DOWN	
DATE	OPPONENT	3rd & 1	3rd & 2	3rd & 3	3rd & 4	3rd & 5	3rd & 6	3rd & 7	3rd & 8	3rd & 9	3rd & 10+	TOTAL	4th Down	
9/7	vs BUF	3 / 5	0 / 0	0 / 0	1 / 1	0 / 1	0 / 0	0 / 1	0 / 0	0 / 0	1 / 4	5 / 12	0 / 0	
9/14	@ SF	0 / 0	2 / 2	1 / 1	0 / 0	0 / 0	0 / 0	0 / 0	0 / 0	0 / 2	0 / 4	3 / 9	0 / 0	
9/22	@ NYJ	1 / 1	2 / 2	0 / 2	0 / 1	0 / 1	1 / 1	1 / 1	0 / 0	1 / 1	1 / 5	7 / 15	0 / 0	
9/28	vs GB	2 / 4	0 / 0	0 / 0	1 / 1	1 / 2	2 / 2	1 / 2	0 / 0	0 / 0	0 / 0	7 / 11	2 / 3	
10/5	@ CAR	0 / 0	0 / 1	2 / 3	0 / 0	0 / 0	0 / 0	1 / 1	0 / 0	0 / 3	2 / 5	5 / 13	0 / 1	
10/12	@ ATL	1 / 2	0 / 1	0 / 2	1 / 1	0 / 1	1 / 1	1 / 1	0 / 1	1 / 1	2 / 4	7 / 15	0 / 0	
10/19	vs MIA	1 / 2	1 / 2	0 / 1	1 / 1	1 / 2	0 / 1	0 / 0	0 / 0	0 / 0	1 / 3	5 / 12	2 / 3	
10/26	@ NE	/	/	/	/	/	/	/	/	/	/	/	/	
11/9	@ GB	/	/	/	/	/	/	/	/	/	/	/	/	
11/16	vs MIN	/	/	/	/	/	/	/	/	/	/	/	/	
11/23	vs TB	/	/	/	/	/	/	/	/	/	/	/	/	
11/27	@ DET	/	/	/	/	/	/	/	/	/	/	/	/	
12/4	vs DAL	/	/	/	/	/	/	/	/	/	/	/	/	
12/15	vs NO	/	/	/	/	/	/	/	/	/	/	/	/	
12/21	vs DET	/	/	/	/	/	/	/	/	/	/	/	/	
12/28	@ MIN	/	/	/	/	/	/	/	/	/	/	/	/	
TOTALS		8 / 14	5 / 8	3 / 9	4 / 5	2 / 7	4 / 5	4 / 6	0 / 1	2 / 7	7 / 25	39 / 87	4 / 7	
		57%	63%	33%	80%	29%	80%	67%	0%	29%	28%	45%	57%	
		3rd & 1-5		3rd & 6-10+		3rd & 1-3		3rd & 4-6		3rd & 7-10+				
		22 / 43		17 / 44		16 / 31		10 / 17		13 / 39				
		51.2%		38.6%		51.6%		58.8%		33.3%				

			DEFENSE										3rd DOWN	
DATE	OPPONENT	3rd & 1	3rd & 2	3rd & 3	3rd & 4	3rd & 5	3rd & 6	3rd & 7	3rd & 8	3rd & 9	3rd & 10+	TOTAL	4th Down	
9/7	vs BUF	0 / 0	2 / 3	0 / 0	0 / 0	1 / 1	1 / 2	0 / 0	0 / 1	0 / 1	0 / 4	4 / 12	0 / 0	
9/14	@ SF	2 / 3	1 / 1	2 / 2	0 / 0	0 / 0	0 / 1	0 / 0	0 / 0	0 / 0	2 / 6	7 / 13	1 / 2	
9/22	@ NYJ	0 / 0	0 / 3	0 / 2	2 / 2	1 / 3	1 / 1	0 / 0	0 / 0	1 / 1	1 / 3	6 / 15	1 / 2	
9/28	vs GB	0 / 0	1 / 2	0 / 0	0 / 0	0 / 0	0 / 0	1 / 2	1 / 1	1 / 1	0 / 2	4 / 8	0 / 0	
10/5	@ CAR	1 / 1	0 / 1	1 / 1	1 / 2	1 / 2	1 / 1	0 / 1	0 / 2	0 / 0	0 / 1	5 / 12	0 / 0	
10/12	@ ATL	1 / 2	1 / 1	0 / 1	0 / 0	0 / 1	1 / 1	0 / 1	0 / 0	1 / 1	0 / 5	4 / 13	0 / 2	
10/19	vs MIA	1 / 2	1 / 2	1 / 1	0 / 0	0 / 0	1 / 1	0 / 2	0 / 1	0 / 1	0 / 1	4 / 11	1 / 1	
10/26	@ NE	/	/	/	/	/	/	/	/	/	/	/	/	
11/9	@ GB	/	/	/	/	/	/	/	/	/	/	/	/	
11/16	vs MIN	/	/	/	/	/	/	/	/	/	/	/	/	
11/23	vs TB	/	/	/	/	/	/	/	/	/	/	/	/	
11/27	@ DET	/	/	/	/	/	/	/	/	/	/	/	/	
12/4	vs DAL	/	/	/	/	/	/	/	/	/	/	/	/	
12/15	vs NO	/	/	/	/	/	/	/	/	/	/	/	/	
12/21	vs DET	/	/	/	/	/	/	/	/	/	/	/	/	
12/28	@ MIN	/	/	/	/	/	/	/	/	/	/	/	/	
	TOTALS	5 / 8	6 / 13	4 / 7	3 / 4	3 / 7	5 / 7	1 / 6	1 / 5	3 / 5	3 / 22	34 / 84	3 / 7	
		63%	46%	57%	75%	43%	71%	17%	20%	60%	14%	40%	43%	

# CHICAGO BEARS 2014 RED ZONE EFFICIENCY

## BEARS RED ZONE STATS

			Drives In		Scoring				Missed	Blocked				Avg.	GOAL - TO - GO			
DATE	OPPONENT		Red Zone	Scores	%	TDs	TD %	FGs	FGs	FG	Turnovers	Downs	Time	Points	Drives	TDs	TD %	FGs
9/7	vs	BUF	3	3	100.0%	2	66.7%	1	0	0	0	0	0	5.7	0	0	0.0%	0
9/14	@	SF	4	4	100.0%	4	100.0%	0	0	0	0	0	0	7.0	2	2	100.0%	0
9/22	@	NYJ	3	3	100.0%	2	66.7%	1	0	0	0	0	0	5.7	1	1	100.0%	0
9/28	vs	GB	4	3	75.0%	2	50.0%	1	0	0	0	0	1	4.2	3	1	33.3%	1
10/5	@	CAR	3	2	66.7%	2	66.7%	0	1	0	0	0	0	4.7	1	1	100.0%	0
10/12	@	ATL	5	5	100.0%	3	60.0%	2	0	0	0	0	0	5.4	3	3	100.0%	0
10/19	vs	MIA	3	2	66.7%	2	66.7%	0	0	0	0	1	0	4.7	1	1	100.0%	0
10/26	@	NE																
11/9	@	GB																
11/16	vs	MIN																
11/23	vs	TB																
11/27	@	DET																
12/4	vs	DAL																
12/15	vs	NO																
12/21	vs	DET																
12/28	@	MIN																
2014 Totals			25	22	88.0%	17	68.0%	5	1	0	0	1	1	5.4	11	9	81.8%	1

## OPPONENT RED ZONE STATS

			Drives In		Scoring			Missed	Blocked				Avg.	GOAL - TO - GO			
DATE	OPPONENT	Red Zone	Scores	%	TDs	TD %	FGs	FGs	FG	Turnovers	Downs	Time	Points	Drives	TDs	TD %	FGs
9/7	vs BUF	4	4	100.0%	2	50.0%	2	0	0	0	0	0	5.0	3	2	66.7%	1
9/14	@ SF	5	4	80.0%	2	40.0%	2	0	0	0	1	0	4.0	2	2	100.0%	0
9/22	@ NYJ	6	4	66.7%	1	16.7%	3	0	0	1	1	0	2.7	1	0	0.0%	1
9/28	vs GB	5	4	80.0%	4	80.0%	0	0	1	0	0	0	5.6	4	3	75.0%	1
10/5	@ CAR	3	3	100.0%	3	100.0%	0	0	0	0	0	0	7.0	3	3	100.0%	0
10/12	@ ATL	0	0	-	0	-	0	0	0	0	0	0	0.0	0	0	0.0%	0
10/19	vs MIA	6	5	83.3%	3	50.0%	2	0	1	0	0	0	4.5	3	2	66.7%	1
10/26	@ NE																
11/9	@ GB																
11/16	vs MIN																
11/23	vs TB																
11/27	@ DET																
12/4	vs DAL																
12/15	vs NO																
12/21	vs DET																
12/28	@ MIN																
2014 Totals			29	24	82.8%	15	51.7%	9	0	2	1	2	4.6	16	12	75.0%	4

# CHICAGO BEARS 2014 DRIVE ENGINEERING

## BEARS OFFENSIVE DRIVES

			Total			FG	FG		Punt							Scoring	1st Half	2nd Half
DATE	OPPONENT		Drives	TDs	FGs	Miss	Block	Punt	Block	INT	Fumble	Downs	Time	Safety	Points	Efficiency	1st Drive	1st Drive
9/7	vs BUF		12	2	2	0	0	4	0	2	1	0	1	0	20	33%	TD	FG
9/14	@ SF		11	4	0	0	0	5	1	0	0	0	1	0	28	36%	Blocked Punt	TD
9/22	@ NYJ		12	2	2	0	0	5	0	0	1	0	2	0	27	33%	Punt	TD
9/28	vs GB		8	2	1	0	0	0	0	2	0	1	2	0	17	38%	TD	INT
10/5	@ CAR		14	3	1	1	0	4	0	2	2	0	1	0	24	29%	Punt	Punt
10/12	@ ATL		11	3	2	0	0	5	0	0	0	0	1	0	27	45%	Punt	Punt
10/19	vs MIA		9	2	0	0	0	3	0	1	2	1	0	0	14	22%	Punt	TD
10/26	@ NE																	
11/9	@ GB																	
11/16	vs MIN																	
11/23	vs TB																	
11/27	@ DET																	
12/4	vs DAL																	
12/15	vs NO																	
12/21	vs DET																	
12/28	@ MIN																	
2014 Totals			77	18	8	1	0	26	1	7	6	2	8	0	157	34%	14	24

Drives aborted as a result of return TD:

## OPPONENT OFFENSIVE DRIVES

			Total			FG	FG		Punt							Scoring	1st Half	2nd Half
DATE	OPPONENT		Drives	TDs	FGs	Miss	Block	Punt	Block	INT	Fumble	Downs	Time	Safety	Points	Efficiency	1st Drive	1st Drive
9/7	vs BUF		12	2	3	0	0	5	0	1	0	0	1	0	20	42%	Punt	INT
9/14	@ SF		11	2	2	0	0	1	0	3	1	1	1	0	20	36%	TD	FG
9/22	@ NYJ		11	1	4	0	0	3	0	2	0	1	0	0	19	45%	INT	Punt
9/28	vs GB		7	5	1	0	1	0	0	0	0	0	0	0	38	86%	TD	FG
10/5	@ CAR		13	3	1	0	0	5	0	1	2	0	1	0	31	31%	Punt	TD
10/12	@ ATL		11	1	2	0	0	5	0	1	0	1	1	0	13	27%	FG	TD
10/19	vs MIA		10	3	2	1	1	2	0	0	0	0	1	0	27	50%	Punt	TD
10/26	@ NE																	
11/9	@ GB																	
11/16	vs MIN																	
11/23	vs TB																	
11/27	@ DET																	
12/4	vs DAL																	
12/15	vs NO																	
12/21	vs DET																	
12/28	@ MIN																	
2014 Totals			75	17	15	1	2	21	0	8	3	3	5	0	168	43%	17	27

Drives aborted as a result of return TD: 1 @ CAR (10/5)

## CHICAGO BEARS 2014 TURNOVER BREAKDOWN

**TAKE-AWAY / GIVE-AWAY RATIO = 12:13**

[illegible][illegible]

CHICAGO BEARS 2014 TURNOVER RATIO										
			TAKE-AWAYS			POINTS OFF TURNOVERS				Total
			INTs	Fumbles	Total	Scores	TDs	FGs	Conv. %	Points
BEARS			8	4	12	7	7	0	62.5%	49
OPPONENTS			7	6	13	9	5	4	75.0%	47
			TAKE-AWAYS			GIVE-AWAYS			Net	
DATE	OPPONENT		INTs	Fumbles	Total	INTs	Fumbles	Total	Differential	Result
9/8	vs	BUF	1	0	1	2	1	3	-2	L
9/15	@	SF	3	1	4	0	0	0	+4	W
9/22	@	NYJ	2	1	3	0	1	1	+2	W
9/29	vs	GB	0	0	0	2	0	2	-2	L
10/6	@	CAR	1	2	3	2	2	4	-1	L
10/10	@	ATL	1	0	1	0	0	0	+1	W
10/20	vs	MIA	0	0	0	1	2	3	-3	L
11/4	@	NE								
11/10	@	GB								
11/17	vs	MIN								
11/24	vs	TB								
12/1	@	DET								
12/9	vs	DAL								
12/15	vs	NO								
12/22	vs	DET								
12/29	@	MIN								
2014			8	4	12	7	6	13	-1	3-4

# CHICAGO BEARS 2014 SCORING DRIVES

DATE	OPPONENT	OBTAINED	SCORING PLAY	PAT	PLAYS	NET YARDS	DRIVE TIME	SCORE CHI-OPP	QTR	TIME LEFT	#
9/7	vs. BUF	Punt	Bennett 12-yard pass (Cutler)	Gould kick	4	66	1:55	7-0	1	11:35	1
9/7	vs. BUF	Kickoff	Gould 41-yard FG		11	57	5:26	10-17	3	9:34	2
9/7	vs. BUF	INT	Marshall 11-yard pass (Cutler)	Gould kick	5	56	2:30	17-17	3	4:23	3
9/7	vs. BUF	Kickoff	Gould 37-yard FG		12	61	3:32	20-20	4	0:30	4
9/14	@ SF	Kickoff	Marshall 17-yard pass (Cutler)	Gould kick	7	80	2:09	7-17	2	0:13	5
9/14	@ SF	Kickoff	Marshall 5-yard pass (Cutler)	Gould kick	13	80	7:21	14-20	4	13:35	6
9/14	@ SF	INT	Bennett 3-yard pass (Cutler)	Gould kick	1	3	0:03	21-20	4	13:14	7
9/14	@ SF	INT	Marshall 3-yard pass (Cutler)	Gould kick	4	42	2:13	28-20	4	6:55	8
9/22	@ NYJ	Muffed Punt	Bennett 7-yard pass (Cutler)	Gould kick	3	40	0:21	14-0	1	9:54	9
9/22	@ NYJ	Kickoff	Gould 24-yard FG		15	79	4:48	17-3	2	13:54	10
9/22	@ NYJ	Kickoff	Bennett 13-yard pass (Cutler)	Gould kick	6	80	3:32	24-13	3	11:28	11
9/22	@ NYJ	Kickoff	Gould 45-yard FG		12	46	6:42	27-19	4	3:10	12
9/28	vs. GB	Kickoff	Marshall 6-yard pass (Cutler)	Gould kick	15	80	8:30	7-0	1	6:30	13
9/28	vs. GB	Kickoff	Gould 23-yard FG		13	75	5:10	10-7	2	13:58	14
9/28	vs. GB	Kickoff	Jeffery 8-yard pass (Cutler)	Gould kick	10	80	6:21	17-14	2	3:50	15
10/5	@ CAR	Fumble	Forte 10-yard pass (Cutler)	Gould kick	3	28	0:47	7-7	1	4:31	16
10/5	@ CAR	Fumble	Cutler 10-yard run	Gould kick	3	13	1:21	14-7	1	2:13	17
10/5	@ CAR	Punt	Jeffery 25-yard pass (Cutler)	Gould kick	8	68	5:20	21-7	2	10:51	18
10/5	@ CAR	Kickoff	Gould 45-yard FG		8	53	4:38	24-21	3	2:38	19
10/12	@ ATL	Punt	Gould 25-yard FG		9	54	3:58	3-3	2	14:47	20
10/12	@ ATL	Punt	Morgan 3-yard pass (Cutler)	Gould kick	7	79	4:37	10-3	2	5:59	21
10/12	@ ATL	Punt	Gould 28-yard FG		12	83	4:04	13-3	2	0:02	22
10/12	@ ATL	Kickoff	Forte 6-yard run	kick blocked	3	80	1:13	19-13	3	5:06	23
10/12	@ ATL	Kickoff	Forte 9-yard run	Cutler-Bennett pass	15	87	8:28	27-13	4	10:07	24
10/19	vs. MIA	Kickoff	Forte 10-yard pass (Cutler)	Gould kick	12	80	7:01	7-14	3	7:59	25
10/19	vs. MIA	Missed FG	Forte 1-yard run	Gould kick	6	73	2:05	14-24	4	7:38	26
											27
											28
											29
											30
											31
											32
											33
											34
											35
											36
											37
											38
											39
											40
											41
											42
											43
											44
											45
											46
											47
											48
											49
											50
											51
											52
											53
											54
											55
											56
											57
											58
											59
											60
TOTALS					57	445					

# OPPONENTS 2014 SCORING DRIVES

DATE	OPPONENT	OBTAINED	SCORING PLAY	PAT	PLAYS	NET YARDS	DRIVE TIME	SCORE CHI-OPP	QTR	TIME LEFT	#
9/7	vs. BUF	Kickoff	Manuel 2-yard run	Carpenter kick	9	71	4:43	7-7	1	6:52	1
9/7	vs. BUF	Fumble	Carpenter 50-yard FG		6	14	3:23	7-10	2	8:07	2
9/7	vs. BUF	INT	Spiller 7-yard pass (Manuel)	Carpenter kick	1	7	0:06	7-17	2	5:30	3
9/7	vs. BUF	INT	Carpenter 33-yard FG		8	37	3:50	17-17	4	4:02	4
9/7	vs. BUF	Punt	Carpenter 27-yard FG		7	69	3:34	20-23	OT	9:46	5
9/14	@ SF	Blocked Punt	Crabtree 3-yard pass (Kaepernick)	Dawson kick	3	8	0:34	0-7	1	12:42	6
9/14	@ SF	Punt	Dawson 27-yard FG		14	72	7:44	0-10	1	2:48	7
9/14	@ SF	Punt	Gore 8-yard run	Dawson kick	4	30	1:03	0-17	2	2:22	8
9/14	@ SF	Kickoff	Dawson 24-yard FG		14	84	9:04	7-20	3	5:56	9
9/22	@ NYJ	Kickoff	Folk 43-yard FG		11	55	6:12	14-3	1	3:42	10
9/22	@ NYJ	Kickoff	Folk 28-yard FG		8	66	3:57	17-6	2	9:57	11
9/22	@ NYJ	Punt	Kerley 19-yard pass (Smith)	Folk kick	9	77	3:36	17-13	2	3:45	12
9/22	@ NYJ	Punt	Folk 22-yard FG		6	24	3:27	24-16	3	0:27	13
9/22	@ NYJ	Punt	Folk 42-yard FG		10	41	4:10	24-19	4	9:52	14
9/28	vs. GB	Kickoff	Lacy 2-yard run	Crosby kick	6	81	2:22	7-7	1	4:08	15
9/28	vs. GB	Kickoff	Nelson 3-yard pass (Rodgers)	Crosby kick	10	78	3:47	10-14	2	10:11	16
9/28	vs. GB	Kickoff	Cobb 22-yard pass (Rodgers)	Crosby kick	7	61	2:47	17-21	2	1:03	17
9/28	vs. GB	Kickoff	Crosby 53-yard FG		8	35	4:03	17-24	3	10:57	18
9/28	vs. GB	INT	Nelson 11-yard pass (Rodgers)	Crosby kick	6	35	3:01	17-31	3	4:28	19
9/28	vs. GB	INT	Cobb 3-yard pass (Rodgers)	Crosby kick	4	11	1:41	17-38	4	14:52	20
10/5	@ CAR	Missed FG	Olsen 9-yard pass (Newton)	Gano kick	7	75	1:39	21-14	2	0:12	21
10/5	@ CAR	Punt	Ogbonnaya 1-yard run	Gano kick	10	86	4:00	21-21	3	7:16	22
10/5	@ CAR	INT	Gano 44-yard FG		4	6	1:27	24-24	4	4:29	23
10/5	@ CAR	Fumble	Olsen 6-yard pass (Newton)	Gano kick	6	23	2:00	24-31	4	2:18	24
10/12	@ ATL	Punt	Bryant 52-yard FG		7	32	3:21	0-3	1	9:41	25
10/12	@ ATL	Kickoff	Smith 41-yard pass (Ryan)	Bryant kick	7	86	3:41	13-10	3	11:19	26
10/12	@ ATL	Punt	Bryant 54-yard FG		10	33	3:13	19-13	3	6:19	27
10/19	vs. MIA	Punt	Clay 13-yard pass (Tannehill)	Sturgis kick	8	81	4:24	0-7	1	6:51	28
10/19	vs. MIA	INT	Wallace 10-yard pass (Tannehill)	Sturgis kick	3	23	1:23	0-14	2	5:20	29
10/19	vs. MIA	Kickoff	Miller 2-yard run	Sturgis kick	13	83	7:28	7-21	3	0:31	30
10/19	vs. MIA	Fumble	Sturgis 33-yard FG		4	2	0:52	7-24	4	13:32	31
10/19	vs. MIA	Kickoff	Sturgis 19-yard FG		12	65	5:25	14-27	4	2:13	32
											33
											34
											35
											36
											37
											38
											39
											40
											41
											42
											43
											44
											45
											46
											47
											48
											49
											50
											51
											52
											53
											54
											55
											56
											57
											58
											59
											60
TOTALS					57	321					



# CHICAGO BEARS 2014 BIG PASSING PLAYS

BEARS COMPLETIONS OF 20 OR MORE YARDS						OPPONENT COMPLETIONS OF 20 OR MORE YARDS						
DATE	OPPONENT	QTR	PASSER	RECEIVER	YARDS	#	YARDS	RECEIVER	PASSER	QTR	OPPONENT	DATE
10/12	@ ATL	3	Jay Cutler	Alshon Jeffery	74	1	51	Greg Salas	Geno Smith	4	@ NYJ	9/22
10/5	@ CAR	2	Jay Cutler	Matt Forte	56	2	46	Randall Cobb	Aaron Rodgers	4	vs. GB	9/28
10/12	@ ATL	2	Jay Cutler	Brandon Marshall	47	3	43	Jace Amaro	Geno Smith	2	@ NYJ	9/22
9/7	vs. BUF	1	Jay Cutler	Alshon Jeffery	44	4	43	Richard Rodgers	Aaron Rodgers	1	vs. GB	9/28
9/22	@ NYJ	3	Jay Cutler	Alshon Jeffery	42	5	41t	Antone Smith	Matt Ryan	3	@ ATL	10/12
10/5	@ CAR	1	Jay Cutler	Alshon Jeffery	31	6	32	Robert Woods	E.J. Manuel	OT	vs. BUF	9/7
9/14	@ SF	4	Jay Cutler	Alshon Jeffery	29	7	29	Julio Jones	Matt Ryan	3	@ ATL	10/12
9/28	vs. GB	2	Jay Cutler	Martellus Bennett	27	8	26	Dion Sims	Ryan Tannehill	4	vs. MIA	10/19
9/28	vs. GB	2	Jay Cutler	Martellus Bennett	26	9	25	Charles Clay	Ryan Tannehill	1	vs. MIA	10/19
10/12	@ ATL	2	Jay Cutler	Alshon Jeffery	26	10	25	Sammy Watkins	E.J. Manuel	1	vs. BUF	9/7
10/5	@ CAR	2	Jay Cutler	Alshon Jeffery	25t	11	25	Robert Woods	E.J. Manuel	4	vs. BUF	9/7
10/12	@ ATL	3	Jay Cutler	Martellus Bennett	25	12	24	Michael Crabtree	Colin Kaepernick	3	@ SF	9/14
9/28	vs. GB	2	Jay Cutler	Matt Forte	25	13	23	Chris Ivory	Geno Smith	1	@ NYJ	9/22
10/19	vs. MIA	4	Jay Cutler	Matt Forte	24	14	23	Jordy Nelson	Aaron Rodgers	2	vs. GB	9/28
9/28	vs. GB	2	Jay Cutler	Martellus Bennett	23	15	23	Devin Hester	Matt Ryan	2	@ ATL	10/12
10/19	vs. MIA	4	Jay Cutler	Martellus Bennett	21	16	23	Roddy White	Matt Ryan	4	@ ATL	10/12
10/5	@ CAR	4	Jay Cutler	Alshon Jeffery	20	17	22t	Randall Cobb	Aaron Rodgers	2	vs. GB	9/28
10/12	@ ATL	3	Jay Cutler	Brandon Marshall	20	18	22	Derek Carrier	Colin Kaepernick	2	@ SF	9/14
						19	22	Randall Cobb	Aaron Rodgers	3	vs. GB	9/28
						20	22	Jason Avant	Cam Newton	2	@ CAR	10/5
						21	22	Jerricho Cotchery	Cam Newton	3	@ CAR	10/5
						22	21	Anquan Boldin	Colin Kaepernick	1	@ SF	9/14
						23	21	Brenton Bersin	Cam Newton	3	@ CAR	10/5
						24	20	Mike Williams	E.J. Manuel	OT	vs. BUF	9/7
						25	20	Michael Crabtree	Colin Kaepernick	3	@ SF	9/14
						26	20	Stevie Johnson	Colin Kaepernick	3	@ SF	9/14
						27	20	Jason Avant	Cam Newton	2	@ CAR	10/5
						28						
						29						
						30						
						31						
						32						
						33						
						34						
						35						
						36						
						37						
						38						
						39						
						40						
						41						
						42						
						43						
						44						
						45						
						46						
						47						
						48						
						49						
						50						
						51						
						52						
						53						
						54						
						55						

# CHICAGO BEARS 2014 BIG RUSHING PLAYS

BEARS RUSHES OF 10 OR MORE YARDS						OPPONENT RUSHES OF 10 OR MORE YARDS					
DATE	OPPONENT	QTR	RUSHER	YARDS	#	YARDS	RUSHER	QTR	OPPONENT	DATE	
9/14	@ SF	2	Jay Cutler	25	1	47	Anthony Dixon	2	vs. BUF	9/7	
9/28	vs. GB	3	Matt Forte	19	2	38	Fred Jackson	OT	vs. BUF	9/7	
9/28	vs. GB	1	Jay Cutler	17	3	30	Ryan Tannehill	3	vs. MIA	10/19	
9/28	vs. GB	1	Matt Forte	17	4	17	Chris Ivory	3	@ NYJ	9/22	
10/19	vs. MIA	3	Matt Forte	16	5	15	Colin Kaepernick	2	@ SF	9/14	
9/22	@ NYJ	1	Jay Cutler	16	6	15	Colin Kaepernick	4	@ SF	9/14	
10/12	@ ATL	4	Ka'Deem Carey	15	7	14	Ryan Tannehill	1	vs. MIA	10/19	
9/28	vs. GB	1	Jay Cutler	15	8	14	Steven Jackson	1	@ ATL	10/12	
9/7	vs. BUF	1	Matt Forte	14	9	14	Corey Brown	1	@ CAR	10/5	
9/7	vs. BUF	2	Matt Forte	14	10	13	C.J. Spiller	OT	vs. BUF	9/7	
10/5	@ CAR	2	Jay Cutler	13	11	12	Colin Kaepernick	3	@ SF	9/14	
9/28	vs. GB	4	Ka'Deem Carey	13	12	11	Daniel Thomas	4	vs. MIA	10/19	
9/28	vs. GB	2	Matt Forte	13	13	11	C.J. Spiller	3	vs. BUF	9/7	
9/7	vs. BUF	OT	Matt Forte	13	14	11	Geno Smith	1	@ NYJ	9/22	
10/12	@ ATL	1	Matt Forte	12	15	11	Geno Smith	3	@ NYJ	9/22	
10/12	@ ATL	2	Matt Forte	12	16	10	Colin Kaepernick	1	@ SF	9/14	
9/28	vs. GB	1	Jay Cutler	12	17	10	Eddie Lacy	4	@ GB	9/28	
9/28	vs. GB	3	Alshon Jeffery	12	18						
10/5	@ CAR	2	Matt Forte	11	19						
10/5	@ CAR	1	Jay Cutler	10	20						
					21						
					22						
					23						
					24						
					25						
					26						
					27						
					28						
					29						
					30						
					31						
					32						
					33						
					34						
					35						
					36						
					37						
					38						
					39						
					40						
					41						
					42						
					43						
					44						
					45						
					46						
					47						
					48						
					49						
					50						
					51						
					52						
					53						
					54						
					55						
					56						
					57						
					58						
					59						
					60						

# CHICAGO BEARS 2014 BIG RETURN PLAYS

BEARS INTERCEPTION RETURNS OF 20 OR MORE YARDS						OPPONENT INTERCEPTION RETURNS OF 20 OR MORE YARDS						
DATE	OPPONENT	QTR	PASSER	RETURNER	YARDS	#	YARDS	RETURNER	PASSER	QTR	OPPONENT	DATE
9/22	@ NYJ	1	Geno Smith	Ryan Mundy	45t	1	62	Sam Shields	Jay Cutler	3	vs. GB	9/28
9/14	@ SF	4	Colin Kaepernick	Kyle Fuller	20	2	50	Reshad Jones	Jay Cutler	2	vs. MIA	10/12
						3	45	Corey Graham	Jay Cutler	2	vs. BUF	9/7
						4	40	Clay Matthews	Jay Cutler	3	vs. GB	9/28
						5	35	Thomas DeCoud	Jay Cutler	4	vs. CAR	10/5
						6						
						7						
						8						
						9						
						10						
BEARS FUMBLE RETURNS OF 20 OR MORE YARDS						OPPONENT FUMBLE RETURNS OF 20 OR MORE YARDS						
DATE	OPPONENT	QTR	FUMBLED BY	RETURNER	YARDS	#	YARDS	RETURNER	FUMBLED BY	QTR	OPPONENT	DATE
						1	30	Preston Brown	Brandon Marshall	2	vs. BUF	9/7
						2						
						3						
						4						
						5						
BEARS PUNT RETURNS OF 20 OR MORE YARDS						OPPONENT PUNT RETURNS OF 20 OR MORE YARDS						
DATE	OPPONENT	QTR		RETURNER	YARDS	#	YARDS	RETURNER		QTR	OPPONENT	DATE
10/5	@ CAR	1		Santonio Holmes	22	1	79t	Philly Brown		1	@ CAR	10/5
						2						
						3						
						4						
						5						
						6						
						7						
						8						
						9						
						10						
BEARS KICKOFF RETURNS OF 30 OR MORE YARDS						OPPONENT KICKOFF RETURNS OF 30 OR MORE YARDS						
DATE	OPPONENT	QTR		RETURNER	YARDS	#	YARDS	RETURNER		QTR	OPPONENT	DATE
10/19	vs. MIA	4		Chris Williams	50	1	31	Jarvis Landry		4	vs. MIA	10/19
						2						
						3						
						4						
						5						
						6						
						7						
						8						
						9						
						10						
						11						
						12						

## 2014 REPLAY CHALLENGES

						R.A. = (Booth) Replay Assistant			
#	Date	Opponent	Quarter	Time on Clock	Line of Scrimmage	Original Play	Challenge by	Challenge Result	Play Result
1	9/7	vs. BUF	3	0:15	CHI 18	Incomplete pass to Marshall	CHI	Reversed	Marshall 7-yard pass (Cutler)
2	9/14	@ SF	1	12:46	CHI 3	Crabtree 3-yard TD pass (Kaepernick)	Official	Upheld	
3	9/14	@ SF	1	9:07	SF 46	Kaepernick pass intercepted by Tillman	Official	Reversed	Incomplete pass
4	9/14	@ SF	2	14:09	SF 41	Bennett 22-yard pass (Cutler)	SF	Reversed	Incomplete pass
5	9/22	@ NYJ	4	2:39	NYJ 27	Amaro 3-yard pass (Smith)	CHI	Upheld	
6	9/22	@ NYJ	2	1:34	NYJ 44	Cutler sacked for -10	Official	Reversed	Cutler sacked for -10, fumbles (Harris)
7	9/28	vs. GB	2	0:09	GB 9	Bennett 8-yard pass (Cutler) to GB 1	Official	Upheld	
8	9/28	vs. GB	4	12:06	GB 46	Cutler intercepted by Williams	Official	Reversed	Incomplete pass
9	10/5	@ CAR	1	6:32	CAR 31	Harper to CHI 49 for 44-yard INT return	Official	Reversed	Harper to CHI 8 for 1-yard INT return
10	10/5	@ CAR	1	5:31	CAR 10	Benjamin fumble (Frey), recovered by Frey	Official	Upheld	
11	10/5	@ CAR	2	4:54	CHI 25	Newton intercepted by Briggs	Official	Upheld	
12	10/19	vs. MIA	2	7:13	MIA 37	Reshad Jones fumble (Marshall), recovered by Misi	Official	Upheld	
13	10/19	vs. MIA	3	2:32	CHI 40	Lamar Miller 1-yard run	MIA	Upheld	
15	10/19	vs. MIA	4	13:22	CHI 25	Dante Rosario fumble (Finnegan), recovered by Starks	Official	Upheld	
14									
16									
17									
18									
19									
20									
Bears All-time Challenges									
Year	Challenges	Reversed	Pct.						
2014	2	1	50.0%						
2013	5	3	60.0%						
2012	4	1	25.0%						
2011	6	4	66.7%						
2010	6	1	16.7%						
2009	10	2	20.0%						
2008	10	4	40.0%						
2007	6	3	50.0%						
2006	9	3	33.3%						
2005	8	1	12.5%						
2004	10	4	40.0%						
2003	6	2	33.3%						
2002	5	3	60.0%						
2001	4	1	25.0%						
2000	5	2	40.0%						
1999	5	2	40.0%						
TOTAL	101	37	36.6%						
Opponent All-time Challenges									
Year	Challenges	Reversed	Pct.						
2014	2	1	50.0%						
2013	4	2	50.0%						
2012	4	3	75.0%						
2011	11	6	54.5%						
2010	11	2	18.2%						
2009	6	2	33.3%						
2008	13	8	61.5%						
2007	9	4	44.4%						
2006	6	3	50.0%						
2005	8	2	25.0%						
2004	6	3	50.0%						
2003	6	0	0.0%						
2002	10	8	80.0%						
2001	3	1	33.3%						
2000	8	1	12.5%						
1999	4	0	0.0%						
TOTAL	109	46	42.2%						
Replay Assistant All-time Challenges									
Year	Challenges	Upheld in Bears favor	Reversed in Bears favor						
2014	10	3	2						
2013	16	7	0						
2012	23	7	5						
2011	7	2	0						
2010	7	4	0						
2009	1	0	0						
2008	9	2	2						
2007	9	2	2						
2006	7	3	3						
2005	1	1	0						
2004	1	0	0						
2003	4	2	1						
2002	8	3	0						
2001	7	4	1						
2000	7	2	1						
1999	8	2	0						
TOTAL	125	44	17						

B - 18

# CHICAGO BEARS 2014 WEEK-BY-WEEK NFL RANKINGS

OFFENSE										SPECIAL TEAMS				
										RETURNS				
Week	Total Yds per GM	Rush Yds per GM	Pass Yds per GM	1st DNs per GM	Points per GM	PCT had INT	Sacks per PA	3rd DN EFF		Week	Punt Ret. Avg.	KR Avg.	Gross Punt Avg.	Net Punt Avg.
1	427.0	86.0	341.0	29.0	20.0	4.0%	0.04	41.7%		1	-1.0	21.0	40.0	36.5
	4	22	4t	2	16t	26	11	15t			28	17t	27	24
2	321.5	66.0	255.5	24.0	24.0	2.4%	0.04	38.1%		2	0.0	21.0	39.8	34.0
	25	30	9	6t	9t	16	11	18			30	21	29	30
3	300.0	64.0	236.0	21.7	25.0	1.7%	0.06	41.7%		3	3.7	19.2	38.2	36.2
	27	32	14	12t	9t	15	15	14			28	27	32	28
4	349.0	106.8	242.3	24.5	23.0	2.6%	0.05	46.8%		4	3.7	19.8	38.2	36.2
	20	20	14	4	17t	19	14	11			28	26	31	28
5	348.6	102.4	246.2	23.0	23.2	3.1%	0.06	45.0%		5	8.2	20.3	43.2	35
	17	14	14	6t	16t	23	19	11			15	26	26	30
6	370.2	103.7	266.5	23.0	23.8	2.6%	0.06	45.3%		6	5.7	19.8	42.4	34.9
	14	20	9	4	15	18	19	7			25	26	29	21
7	349.3	95.3	254.0	22.0	22.4	2.7%	0.06	44.8%		7	5.7	22.4	43.6	36.1
	17	24	10	8t	18	20	18	5			25	5t	26t	30
8										8				
9										9				
BYE										BYE				
10										10				
11										11				
12										12				
13										13				
14										14				
15										15				
16										16				
17										17				
DEFENSE										COVERAGE				
Week	Total Yds per GM	Rush Yds per GM	Pass Yds per GM	1st DNs per GM	Points per GM	PCT had INT	Sacks per PA	3rd DN EFF		Week	Punt Ret. Avg.	KR Avg.	Gross Punt Avg.	Net Punt Avg.
1	360.0	193.0	167.0	15.0	23.0	4.5%	0.05	33.3%		1	7.0	20.0	43.0	43.2
	14t	30	5	2t	18t	6	19t	12t			16t	13t	12	26
2	360.5	161.0	199.5	17.0	21.5	7.1%	0.09	44.0%		2	6.3	19.4	44.8	44.8
	22	27	10	6	16	2	7	20t			16	12	15	32
3	377.7	144.7	233.0	18.3	20.7	6.1%	0.08	42.5%		3	5.3	19.8	46.0	42.6
	23	26	16	6t	11	1	7	16t			11	11	22	28
4	372.8	122.5	250.3	19.0	25.0	4.7%	0.07	43.8%		4	5.3	20.5	46.0	42.6
	22	20	20	8	22	2	8	16			10	10	21	27
5	362.4	116.0	246.4	19.6	26.2	4.3%	0.07	43.3%		5	10.8	20.3	46.8	41.0
	17	16	17	12t	23	2	11	16			25	7	27	24
6	349.8	103.7	246.2	18.3	24.0	4.0%	0.07	41.1%		6	9.9	19.3	45.9	41.7
	16	10	17	4	21	4	10	12			25t	4	23	26
7	356.0	108.4	247.6	19.1	24.4	3.5%	0.08	40.5%		7	10.1	20.2	45.1	41.3
	17	14	19t	8	22	4	7	15			25	5t	18	25
8										8				
9										9				
BYE										BYE				
10										10				
11										11				
12										12				
13										13				
14										14				
15										15				
16										16				
17										17				

# CHICAGO BEARS 2014 RECORD WHEN ...

SITUATIONS	2006	2007	2008	2009	2010	2011	2012	2013	2014
REGULAR SEASON	13 - 3	7 - 9	9 - 7	7 - 9	11 - 5	8 - 8	10 - 6	8 - 8	3 - 4
POST-SEASON	2 - 1				1 - 1				
HOME	6 - 2	4 - 4	6 - 2	5 - 3	5 - 3	5 - 3	5 - 3	5 - 3	0 - 3
ROAD	7 - 1	3 - 5	3 - 5	2 - 6	6 - 2	3 - 5	5 - 3	3 - 5	3 - 1
vs. NFC Central/North	5 - 1	2 - 4	4 - 2	3 - 3	5 - 1	3 - 3	3 - 3	2 - 4	0 - 1
HOME	2 - 1	1 - 2	3 - 0	2 - 1	3 - 0	2 - 1	2 - 1	1 - 2	0 - 1
ROAD	3 - 0	1 - 2	1 - 2	1 - 2	2 - 1	1 - 2	1 - 2	1 - 2	0 - 0
vs. NFC	11 - 1	4 - 8	7 - 5	5 - 7	8 - 4	7 - 5	7 - 5	4 - 8	2 - 2
HOME	5 - 1	2 - 4	5 - 1	3 - 3	4 - 2	4 - 2	4 - 2	3 - 3	0 - 1
ROAD	6 - 0	2 - 4	2 - 4	2 - 4	4 - 2	3 - 3	3 - 3	1 - 5	2 - 1
vs. AFC	2 - 2	3 - 1	2 - 2	2 - 2	3 - 1	1 - 3	3 - 1	4 - 0	1 - 2
HOME	1 - 1	2 - 0	1 - 1	2 - 0	1 - 1	1 - 1	1 - 1	2 - 0	0 - 2
ROAD	1 - 1	1 - 1	1 - 1	0 - 2	2 - 0	0 - 2	2 - 0	2 - 0	1 - 0
OUTDOORS	10 - 3	7 - 7	7 - 5	6 - 7	8 - 5	7 - 6	8 - 5	8 - 5	2 - 4
DOMES	3 - 0	0 - 2	2 - 2	1 - 2	3 - 0	1 - 2	2 - 1	0 - 3	1 - 0
NATURAL GRASS	8 - 2	7 - 6	6 - 5	5 - 4	7 - 3	6 - 5	8 - 4	7 - 5	1 - 4
ARTIFICIAL SURFACE	5 - 1	0 - 3	3 - 2	2 - 5	4 - 2	2 - 3	2 - 2	1 - 3	2 - 0
Positive Turnover Margin	9 - 1	3 - 2	4 - 1	6 - 1	7 - 0	4 - 2	9 - 3	5 - 0	3 - 0
Negative Turnover Margin	1 - 2	2 - 6	2 - 2	0 - 6	3 - 2	1 - 4	1 - 3	2 - 4	0 - 4
Equal Turnover Margin	3 - 0	2 - 1	3 - 4	1 - 2	1 - 3	3 - 2	0 - 0	1 - 4	0 - 0
SCORE FIRST	8 - 1	4 - 6	6 - 5	4 - 1	6 - 3	5 - 3	7 - 2	3 - 3	1 - 2
OPP. SCORES FIRST	5 - 2	3 - 3	3 - 2	3 - 8	5 - 2	3 - 5	3 - 4	5 - 5	2 - 2
ALLOW 0-17 POINTS	8 - 1	4 - 2	5 - 0	3 - 1	6 - 3	4 - 2	5 - 2	0 - 0	1 - 0
ALLOW 18+ POINTS	5 - 2	3 - 7	4 - 7	4 - 8	5 - 2	4 - 6	5 - 4	8 - 8	2 - 4
SCORE 0-17 POINTS	1 - 3	1 - 5	0 - 4	2 - 7	1 - 4	1 - 6	1 - 6	0 - 1	0 - 2
SCORE 18+ POINTS	12 - 0	6 - 3	9 - 3	5 - 2	10 - 1	7 - 2	9 - 0	8 - 7	3 - 2
3-POINT GAMES OR LESS	3 - 0	2 - 1	2 - 3	1 - 0	2 - 2	0 - 1	2 - 0	3 - 2	0 - 1
7-POINT GAMES OR LESS	4 - 1	3 - 4	5 - 5	3 - 5	6 - 3	4 - 2	2 - 3	5 - 2	0 - 2
IN OVERTIME	1 - 0	1 - 0	2 - 1	1 - 0	0 - 0	0 - 1	0 - 1	1 - 1	0 - 1
WIN COIN TOSS	8 - 0	4 - 6	4 - 5	5 - 1	6 - 5	4 - 5	5 - 4	4 - 4	2 - 2
LOSE COIN TOSS	5 - 3	3 - 3	5 - 2	2 - 8	5 - 0	4 - 3	5 - 2	4 - 4	1 - 2
LEAD AFTER 1st QTR	6 - 1	2 - 4	6 - 4	3 - 0	6 - 0	6 - 1	8 - 1	2 - 3	1 - 1
TRAIL AFTER 1st QTR	3 - 1	3 - 1	0 - 3	3 - 5	3 - 2	1 - 3	0 - 3	3 - 3	2 - 1
TIED AFTER 1st QTR	4 - 1	2 - 4	3 - 0	1 - 4	2 - 3	1 - 4	2 - 2	3 - 2	0 - 2
LEAD @ HALFTIME	9 - 0	3 - 4	7 - 1	4 - 0	6 - 2	8 - 2	8 - 0	5 - 0	2 - 1
TRAIL @ HALFTIME	3 - 3	3 - 2	2 - 5	1 - 9	4 - 3	0 - 5	1 - 6	2 - 7	1 - 3
TIED @ HALFTIME	1 - 0	1 - 3	0 - 1	2 - 0	1 - 0	0 - 1	1 - 0	1 - 1	0 - 0
LEAD AFTER 3rd QTR	11 - 0	3 - 3	7 - 2	6 - 3	8 - 0	7 - 1	9 - 1	4 - 2	2 - 1
TRAIL AFTER 3rd QTR	2 - 3	3 - 6	2 - 5	1 - 6	3 - 4	1 - 7	1 - 5	3 - 6	1 - 2
TIED AFTER 3rd QTR	0 - 0	1 - 0	0 - 0	0 - 0	0 - 1	0 - 0	0 - 0	1 - 0	0 - 1
TOTAL NET YARDS									
0-200	2 - 0	0 - 0	0 - 0	0 - 1	0 - 2	0 - 1	0 - 3	0 - 0	0 - 0
201-300	1 - 1	6 - 4	4 - 5	3 - 5	5 - 1	2 - 4	5 - 1	1 - 1	2 - 1
301-400	8 - 2	1 - 4	4 - 1	3 - 2	5 - 2	6 - 1	3 - 1	3 - 3	0 - 1
401 +	2 - 0	0 - 1	1 - 1	1 - 1	1 - 0	0 - 2	2 - 1	4 - 4	1 - 2
TOTAL RUSHING YARDS									
0-74	2 - 0	1 - 5	3 - 1	1 - 5	1 - 4	0 - 2	0 - 0	0 - 2	2 - 2
75-99	2 - 0	3 - 3	3 - 3	1 - 2	1 - 0	3 - 1	2 - 2	1 - 2	0 - 1
100-124	3 - 1	2 - 1	0 - 2	2 - 1	6 - 1	2 - 2	3 - 3	3 - 1	1 - 0
125-149	3 - 1	1 - 0	0 - 0	1 - 1	2 - 0	0 - 0	1 - 1	2 - 3	0 - 0
150 +	3 - 1	0 - 0	3 - 1	2 - 0	1 - 0	3 - 3	4 - 0	2 - 0	0 - 1
100-YARD RUSHER	4 - 1	2 - 0	3 - 0	2 - 0	3 - 0	3 - 3	3 - 0	3 - 2	0 - 1
NET PASSING YARDS									
0-149	3 - 0	1 - 1	3 - 2	1 - 2	1 - 3	3 - 3	2 - 4	0 - 0	0 - 0
150-199	1 - 3	3 - 3	3 - 2	2 - 2	5 - 0	0 - 1	3 - 0	1 - 1	2 - 1
200-249	4 - 0	2 - 3	1 - 2	1 - 1	3 - 1	2 - 3	2 - 1	2 - 2	0 - 0
250-299	4 - 0	0 - 1	1 - 1	3 - 2	1 - 1	3 - 1	1 - 0	4 - 1	0 - 2
300 +	1 - 0	1 - 1	1 - 0	0 - 2	1 - 0	0 - 0	2 - 1	1 - 4	1 - 1
300-YARD PASSER	1 - 0	1 - 1	1 - 0	0 - 3	1 - 0	1 - 1	1 - 0	1 - 4	1 - 1
100-YARD RECEIVER	5 - 1	0 - 1	0 - 1	1 - 2	2 - 1	0 - 2	5 - 3	4 - 6	2 - 2

UPDATED SERIES RECORDS									
NFC EAST	W	L	T	PCT.	PF	PA	LG W STRK	LONG L STRK	CURRENT STRK
Dallas	11	13	0	0.458	369	413	3	6	W3
N.Y. Giants	33	22	2	0.600	968	811	5	4	W1
Philadelphia	30	12	1	0.714	949	596	11	5	L1
Washington	23	24	1	0.489	987	824	6	6	L5
Div. Totals	97	71	4	0.577	3273	2644			
NFC NORTH	W	L	T	PCT.	PF	PA	LG W STRK	LONG L STRK	CURRENT STRK
Chicago	--	--	--	--	--	--	--	--	--
Detroit	96	67	5	0.589	3166	2864	11	6	L2
Green Bay	93	90	6	0.508	3145	3045	8	10	L2
Minnesota	50	54	2	0.481	1999	2140	6	8	L1
Div. Totals	239	211	13	0.531	8310	8049			
NFC WEST	W	L	T	PCT.	PF	PA	LG W STRK	LONG L STRK	CURRENT STRK
Arizona	58	27	6	0.682	1702	1093	9	4	W1
St. Louis	52	36	3	0.590	2058	1786	8	5	L1
Seattle	6	10	0	0.545	335	332	2	4	L2
San Francisco	30	32	1	0.484	1212	1382	3	6	W1
Div. Totals	146	105	10	0.581	5307	4593			
NFC SOUTH	W	L	T	PCT.	PF	PA	LG W STRK	LONG L STRK	CURRENT STRK
Atlanta	14	12	0	0.538	471	434	5	5	W2
Carolina	5	4	0	0.556	153	138	3	2	L1
New Orleans	15	13	0	0.536	570	502	4	3	L2
Tampa Bay	36	18	0	0.667	1167	853	12	6	W1
Div. Totals	70	47	0	0.598	2361	1927			
NFC TOTALS	552	434	29	0.560	19251	17213			
AFC EAST	W	L	T	PCT.	PF	PA	LG W STRK	LONG L STRK	CURRENT STRK
Buffalo	7	5	0	0.583	220	162	2	2	L1
Miami	4	8	0	0.333	194	277	2	4	L1
New England	4	8	0	0.333	196	247	3	3	L3
N.Y. Jets	8	3	0	0.727	194	149	4	2	W4
Div. Totals	23	24	0	0.489	804	835			
AFC NORTH	W	L	T	PCT.	PF	PA	LG W STRK	LONG L STRK	CURRENT STRK
Baltimore	3	2	0	0.600	47	57	1	1	W1
Cincinnati	4	6	0	0.400	157	167	2	2	W1
Cleveland	6	9	0	0.400	239	348	1	3	W2
Pittsburgh	21	7	1	0.750	678	402	13	2	W2
Div. Totals	34	24	1	0.586	1121	974			
AFC WEST	W	L	T	PCT.	PF	PA	LG W STRK	LONG L STRK	CURRENT STRK
Denver	7	7	0	0.500	276	233	3	2	L1
Kansas City	6	5	0	0.545	167	207	3	1	L1
Oakland	6	7	0	0.462	234	229	3	3	L1
San Diego	6	5	0	0.545	182	213	3	3	W1
Div. Totals	25	24	0	0.510	859	882			
AFC SOUTH	W	L	T	PCT.	PF	PA	LG W STRK	LONG L STRK	CURRENT STRK
Houston	0	3	0	0.000	29	55	0	3	L3
Indianapolis	19	22	0	0.463	808	848	6	7	W2
Jacksonville	4	2	0	0.667	112	96	1	1	W2
Tennessee	6	5	0	0.545	187	225	3	2	W1
Div. Totals	29	32	0	0.475	1136	1224			
AFC TOTALS	111	104	1	0.516	3920	3915			
B - 21									



## HOW THEY GOT TO THE NFL

### FIRST ROUND ( 6 )

Jay Cutler (11), 2006 [DEN]  
 Kyle Fuller (14), 2014  
 D.J. Williams (17), 2004 [DEN]  
 Shea McClellin (19), 2012  
 Kyle Long (20), 2013  
 Santonio Holmes, 2006 [PIT]

### SECOND ROUND ( 11 )

*Charles Tillman (35), 2003*  
 Eben Britton (39), 2009 [JAX]  
 Lamarr Houston (44), 2010 [OAK]  
 Matt Forté (44), 2008  
 Alshon Jeffery (45), 2012  
 Jimmy Clausen (48), 2010  
 Jonathan Bostic (50), 2013  
 Ego Ferguson (51), 2014  
 Stephen Paea (53), 2011  
 Martellus Bennett (61), 2008 [DAL]  
 Tim Jennings (62), 2006 [IND]

### THIRD ROUND ( 3 )

Lance Briggs (68), 2003  
 Will Sutton (82), 2014  
 Chris Conte (93), 2011

### FOURTH ROUND ( 8 )

Roberto Garza (99), 2001 [ATL]  
 Darryl Sharpton (102), 2010 [HOU]  
 Ka'Deem Carey (117), 2014  
 Khaseem Greene (117), 2013  
 Brandon Marshall (119), 2006 [DEN]  
 Jermon Bushrod (125), 2007 [NO]  
 Jared Allen (126), 2004 [KC]  
 Brock Vereen (131), 2014

### FIFTH ROUND ( 4 )

Sherrick McManis (144), 2010 [HOU]  
 Dante Rosario (155), 2007 [CAR]  
 Jordan Mills (163), 2013  
Terrell Manning (163), 2012 [GB]

### SIXTH ROUND ( 8 )

Trevor Scott (169), 2008 [OAK]  
 Josh Morgan (174), 2008 [SF]  
*Zach Miller (180), 2009 [JAX]*  
David Fales (183), 2014  
 Cornelius Washington (188), 2013  
 Patrick O'Donnell (191), 2014  
 Matt Slauson (193), 2009 [NYJ]  
 Ryan Mundy (194), 2008 [PIT]

### SEVENTH ROUND ( 7 )

Willie Young (213), 2010 [DET]  
 Jeremiah Ratliff (224), 2005 [DAL]  
David Bass (233), 2013 [OAK]  
*Marquess Wilson (236), 2013*  
 Charles Leno, Jr. (246), 2014  
 Ahmad Dixon (248), 2014 [DAL]  
 Terrance Mitchell (254), 2014 [DAL]

### UNDRAFTED F.A. ( 19 )

Blake Annen, 2014 [PHI]  
Conor Boffeli, 2014 [MIN]  
Brandon Dunn, 2014  
Shamuel Gary, 2014 [NE]  
Ryan Groy, 2014  
 Christian Jones, 2014  
 Al Louis-Jean, 2014  
 DeDe Lattimore, 2014  
Jacob Maxwell, 2014 [DET]  
 Michael Ola, 2014 [MIA]  
 Senorise Perry, 2014  
 Demontre Hurst, 2013  
Joshua Bellamy, 2012 [KC]  
 Danny McCray, 2010 [DAL]  
 Teddy Williams, 2010 [DAL]  
 Chris Williams, 2009 [MIA]  
 Brian de la Puente, 2008 [SF]  
 Jeremy Cain, 2005  
 Robbie Gould, 2005 [NE]

*Italic denotes reserve*  
Underline denotes practice squad

## HOW THEY GOT TO CHICAGO

### FIRST ROUND ( 3 )

Shea McClellin (19), 2012  
 Kyle Fuller (14), 2014  
 Kyle Long (20), 2013

### SECOND ROUND ( 6 )

*Charles Tillman (35), 2003*  
 Matt Forté (44), 2008  
 Alshon Jeffery (45), 2012  
 Jonathan Bostic (50), 2013  
 Ego Ferguson (51), 2014  
 Stephen Paea (53), 2011

### THIRD ROUND ( 3 )

Lance Briggs (68), 2003  
 Will Sutton (82), 2014  
 Chris Conte (93), 2011

### FOURTH ROUND ( 3 )

Ka'Deem Carey (117), 2014  
 Khaseem Greene (117), 2013  
 Brock Vereen (131), 2014

### FIFTH ROUND ( 1 )

Jordan Mills (163), 2013

### SIXTH ROUND ( 3 )

David Fales (183), 2014  
 Cornelius Washington (188), 2013  
 Patrick O'Donnell (191), 2014

### SEVENTH ROUND ( 2 )

*Marquess Wilson (236), 2013*  
 Charles Leno, Jr. (246), 2014

### UNRESTRICTED F.A. ( 14 )

Jared Allen, 2014 [MIN]  
 Jimmy Clausen, 2014 [CAR]  
 Brian de la Puente, 2014 [NO]  
 Lamarr Houston, 2014 [OAK]  
 Danny McCray, 2014 [DAL]  
 Josh Morgan, 2014 [WAS]  
 Ryan Mundy, 2014 [NYG]  
 Willie Young, 2014 [DET]  
 Martellus Bennett, 2013 [NYG]  
 Eben Britton, 2013 [JAX]  
 Jermon Bushrod, 2013 [NO]  
 Matt Slauson, 2013 [NYJ]  
 Tim Jennings, 2010 [IND]  
 Roberto Garza, 2005 [ATL]

### UNDRAFTED F.A. ( 7 )

Brandon Dunn, 2014  
Ryan Groy, 2014  
 Christian Jones, 2014  
 Al Louis-Jean, 2014  
 DeDe Lattimore, 2014  
 Senorise Perry, 2014  
 Demontre Hurst, 2013

### WAIVED F.A. ( 14 )

Blake Annen, 2014 [PHI]  
Conor Boffeli, 2014 [HOU]  
 Jeremy Cain, 2014 [TB]  
Shamuel Gary, 2014 [NE]  
 Santonio Holmes, 2014 [NYJ]  
Terrell Manning, 2014 [MIA]  
Jacob Maxwell, 2014 [MIA]  
 Terrance Mitchell, 2014 [DAL]  
 Trevor Scott, 2014 [TB]  
 Darryl Sharpton, 2014 [WAS]  
*Zach Miller, 2013 [TB]*  
 Jeremiah Ratliff, 2013 [DAL]  
 D.J. Williams, 2013 [DEN]  
 Robbie Gould, 2005 [BALT]

### WAIVER CLAIM ( 3 )

Joshua Bellamy, 2014 [WAS]  
 Michael Ola, 2014 [MIA]  
David Bass, 2013 [OAK]

### PRACTICE SQUAD SIGNING ( 3 )

Ahmad Dixon, 2014 [MIN]  
 Teddy Williams, 2014 [ARZ]  
 Chris Williams, 2013 [NO]

### TRADE ( 4 )

Dante Rosario, 2013 [DAL]  
 Brandon Marshall, 2012 [MIA]  
 Sherrick McManis, 2012 [HOU]  
 Jay Cutler, 2009 [DEN]

*Italic denotes reserve*  
Underline denotes practice squad

# CHICAGO BEARS 2014 TRANSACTIONS

Jan. 1.....	<b>Sign</b> P Tress Way to a reserve/future contract	.....	<b>Terminate the contract</b> of vested veteran WR Eric Weems
Jan. 2.....	<b>Sign</b> QB Jay Cutler to a 7-year contract	Aug. 18.....	<b>Sign</b> KR/PR Darius Reynaud and CB Peyton Thompson to 1-year contracts
.....	<b>Sign</b> CB Tim Jennings to a 4-year contract	.....	<b>Waive</b> LS Chad Rempel and P Tress Way
.....	<b>Sign</b> G Matt Slauson to a 4-year contract	Aug. 24.....	<b>Waive</b> RB Michael Ford, WR Greg Herd, WR Kofi Hughes, T Joe Long, CB Derrick Purdy and CB Peyton Thompson
Feb. 17.....	<b>Sign</b> DE Austen Lane to a 1-year contract	.....	<b>Terminate the contract</b> of vested veterans DT Nate Collins, G/C Dylan Gandy, QB Jordan Palmer, KR/PR Darius Reynaud, LB Jordan Senn and S Adrian Wilson
Feb. 19.....	<b>Sign</b> CB Derrick Purdy	Aug. 25.....	<b>Terminate the contract</b> of vested veteran S Craig Steltz
Feb. 24.....	<b>Sign</b> C Taylor Boggs and S Derrick Martin to 1-year contracts	Aug. 26.....	<b>Waive</b> G James Brown and CB Isaiah Frey
Feb. 27.....	<b>Sign</b> C Roberto Garza and TE Dante Rosario to 1-year contracts	Aug. 29.....	<b>Waive</b> RB Jordan Lynch
Feb. 28.....	<b>Sign</b> CB Kelvin Hayden to a 1-year contract	.....	<b>Terminate the contract</b> of vested veterans WR/KR Armanti Edwards, TE Jeron Mastrud, T Dennis Roland, C/G Robert Turner
Mar. 5.....	<b>Terminate the contract</b> of vested veteran P Adam Podlesh	Aug. 30.....	<b>Waive/injured</b> S M.D. Jennings
.....	<b>Agree to terms</b> with DT Jeremiah Ratliff on a 2-year contract	.....	<b>Waive</b> WR Joshua Bellamy, C Taylor Boggs, DT Brandon Dunn, LB Jerry Franklin, G Ryan Groy, LB DeDe Lattimore, CB Al Louis-Jean, WR Dale Moss, DT Lee Pegues, DT Tracy Robertson, S Marcus Trice, WR Chris Williams, CB C. J. Wilson
Mar. 6.....	<b>Sign</b> DE Trevor Scott to a 1-year contract	.....	<b>Terminate the contract</b> of vested veterans T Eben Britton, CB Kelvin Hayden and DE Austen Lane
Mar. 9.....	<b>Agree to terms</b> with DT Nate Collins and QB Jordan Palmer on 1-year contracts	Aug. 31.....	<b>Waive</b> LS Brandon Hartson
Mar. 10.....	<b>Terminate the contract</b> of vested veteran RB Michael Bush	Sept. 1.....	<b>Sign</b> LS Jeremy Cain
Mar. 11.....	<b>Agree to terms</b> with DE Lamar Houston on a 5-year contract	.....	<b>Sign</b> WR Joshua Bellamy, C Taylor Boggs, DT Brandon Dunn, CB Isaiah Frey, G Ryan Groy, LB DeDe Lattimore, CB Al Louis-Jean, CB Terrance Mitchell, DT Roy Philon and WR Rashad Ross to the practice squad
.....	<b>Agree to terms</b> with S Ryan Mundy on a 2-year contract	Sept. 2.....	<b>Sign</b> CB Kelvin Hayden
.....	<b>Agree to terms</b> with LBs Jordan Senn and D.J. Williams on 1-year contracts	.....	<b>Place</b> WR Marquess Wilson on reserve/injured-designated to return list
.....	<b>Terminate the contract</b> of vested veteran DE Julius Peppers	Sept. 8.....	<b>Sign</b> S Ahmad Dixon from the Minnesota Vikings practice squad
Mar. 12.....	<b>Agree to terms</b> with S M.D. Jennings on a 1-year contract	.....	<b>Waive</b> CB Demontre Hurst
Mar. 13.....	<b>Agree to terms</b> with WR/KR Domenik Hixon on a 1-year contract	Sept. 9.....	<b>Sign</b> T Eben Britton to a 1-year contract
.....	<b>Agree to terms</b> with DE Willie Young on a 3-year contract	.....	<b>Terminate the contract</b> of vested veteran KR/WR Micheal Spurlock
Mar. 14.....	<b>Agree to terms</b> with CB Charles Tillman on a 1-year contract	.....	<b>Sign</b> WR Greg Herd to the practice squad
Mar. 18.....	<b>Agree to terms</b> with DL Israel Idonije, S Danny McCray and S Craig Steltz on 1-year contracts	.....	<b>Terminate the practice squad contract</b> of DT Roy Philon
.....	<b>Terminate the contract</b> of vested veteran WR Earl Bennett	Sept. 11.....	<b>Sign</b> WR Chris Williams to the practice squad
Mar. 19.....	<b>Agree to terms</b> with CB Sherrick McManis on a 1-year contract	.....	<b>Terminate the practice squad contract</b> of LB DeDe Lattimore
Mar. 26.....	<b>Agree to terms</b> with DE Jared Allen on a 4-year contract	Sept. 13.....	<b>Elevate</b> WR Joshua Bellamy, C/G Taylor Boggs and WR Chris Williams to the active roster from the practice squad
Apr. 3.....	<b>Agree to terms</b> with T Eben Britton on a 1-year contract	.....	<b>Waive</b> QB David Fales
Apr. 6.....	<b>Agree to terms</b> with C Brian de la Puente on a 1-year contract	.....	<b>Terminate the contracts</b> of vested veterans CB Kelvin Hayden and FB Tony Fiammetta
Apr. 7.....	<b>Agree to terms</b> with LS Chad Rempel on a 3-year contract	Sept. 15.....	<b>Sign</b> FB Tony Fiammetta
Apr. 8.....	<b>Agree to terms</b> with TE Matthew Mulligan on a 1-year contract	.....	<b>Sign</b> QB David Fales to the practice squad
.....	<b>Claim</b> WR Joshua Bellamy off of waivers from Washington	.....	<b>Place</b> CB Charles Tillman on reserve/injured list
Apr. 15.....	<b>Waive</b> DE Cheta Ozougwu	Sept. 16.....	<b>Elevate</b> CB Isaiah Frey and WR Rashad Ross to the active roster from the practice squad
Apr. 21.....	<b>Sign</b> WR Josh Morgan to a 1-year contract	.....	<b>Sign</b> DT Roy Philon to the practice squad
Apr. 23.....	<b>Sign</b> RB Shaun Draughn to a 1-year contract	.....	<b>Waive</b> RB Shaun Draughn and WR Chris Williams
May 8.....	<b>Draft</b> CB Kyle Fuller	.....	<b>Terminate the contract</b> of vested veteran TE Matthew Mulligan
May 9.....	<b>Draft</b> DT Ego Ferguson and DT Will Sutton	Sept. 17.....	<b>Sign</b> TE Blake Annen, CB Jordan Sullen and WR Chris Williams to the practice squad
May 10.....	<b>Draft</b> RB Ka'Deem Carey, S Brock Vereen, QB David Fales, P Patrick O'Donnell and T Charles Leno, Jr.	Sept. 18.....	<b>Sign</b> CB Demontre Hurst
May 11.....	<b>Sign</b> T Cody Booth, G James Dunbar, DT Brandon Dunn, G Ryan Groy, LB Christian Jones, LB Devekeyan Lattimore, RB Jordan Lynch, LB Tana Patrick and DT Lee Pegues	Sept. 19.....	<b>Sign</b> LB Terrell Manning to the practice squad
May 12.....	<b>Agree to terms</b> with S Brock Vereen and QB David Fales on 4-year contracts	.....	<b>Terminate the practice squad contract</b> of WR Greg Herd
May 13.....	<b>Agree to terms</b> with DT Ego Ferguson, RB Ka'Deem Carey, P Patrick O'Donnell and T Charles Leno, Jr. on 4-year contracts	Sept. 22.....	<b>Elevate</b> LB Terrell Manning to the active roster from the practice squad
May 14.....	<b>Agree to terms</b> with CB Kyle Fuller on a 4-year contract with a 5 <sup>th</sup> -year option	.....	<b>Waive</b> WR Joshua Bellamy
May 15.....	<b>Agree to terms</b> with DT Will Sutton on a 4-year contract	Sept. 24.....	<b>Sign</b> WR Joshua Bellamy to the practice squad
May 19.....	<b>Agree to terms</b> with WR Brandon Marshall on a 3-year contract extension	Sept. 25.....	<b>Sign</b> LB Darryl Sharpton to a 1-year contract
.....	<b>Sign</b> RB Senorise Perry and S Marcus Trice	.....	<b>Terminate the contract</b> of vested veteran FB Tony Fiammetta
.....	<b>Waive</b> P Drew Butler and RB Willie Carter	Sept. 30.....	<b>Elevate</b> WR Chris Williams to the active roster from the practice squad
May 29.....	<b>Claim</b> T/G Michael Ola off waivers	.....	<b>Waive</b> WR Rashad Ross
.....	<b>Terminate the contract</b> of vested veteran CB Derrick Martin	Oct. 1.....	<b>Sign</b> CB Teddy Williams from the Arizona Cardinals practice squad
.....	<b>Waive</b> T Rogers Gaines	.....	<b>Waive</b> LB Terrell Manning
June 2.....	<b>Sign</b> CB Al Louis-Jean	Oct. 2.....	<b>Sign</b> G Conor Boffeli and WR Rashad Ross to the practice squad
June 3.....	<b>Sign</b> WR/KRs Armanti Edwards and Micheal Spurlock	.....	<b>Terminate the practice squad contract</b> of CB Jordan Sullen
.....	<b>Terminate the contract</b> of vested veteran WR Domenik Hixon with an injury settlement	Oct. 7.....	<b>Elevate</b> CB Al Louis-Jean to the active roster from the practice squad
.....	<b>Waive</b> LB Tana Patrick	.....	<b>Sign</b> LB DeDe Lattimore and LB Terrell Manning to the practice squad
June 5.....	<b>Sign</b> QB Jimmy Clausen to a 1-year contract	.....	<b>Waive</b> DE David Bass and CB Isaiah Frey
.....	<b>Waive</b> LB Lawrence Wilson	.....	<b>Terminate the practice squad contracts</b> of DT Roy Philon and WR Rashad Ross
June 19.....	<b>Sign</b> DE Jamil Merrell and LB Conor O'Neill	Oct. 8.....	<b>Sign</b> S Shamiel Gary to a 1-year contract
.....	<b>Waive</b> S Sean Cattouse, QB Jerrod Johnson and TE Fendi Onobun	.....	<b>Sign</b> DE David Bass to the practice squad
.....	<b>Terminate the contract</b> of vested veteran DL Israel Idonije	Oct. 10.....	<b>Elevate</b> LB DeDe Lattimore to the active roster from the practice squad
June 23.....	<b>Sign</b> TE Jeron Mastrud and S Adrian Wilson to 1-year contracts	.....	<b>Waive/injured</b> G/C Taylor Boggs
July 25.....	<b>Sign</b> G/C Dylan Gandy to a 1-year contract	Oct. 11.....	<b>Elevate</b> LB Terrell Manning to the active roster from the practice squad
.....	<b>Waive</b> DE Jamil Merrell	.....	<b>Waive</b> S Shamiel Gary
July 27.....	<b>Waive</b> G James Dunbar	Oct. 13.....	<b>Elevate</b> CB Terrance Mitchell to the active roster from the practice squad
July 29.....	<b>Sign</b> WR Dale Moss to a 1-year contract	.....	<b>Waive</b> LB Terrell Manning
July 31.....	<b>Sign</b> G Graham Pocic and T Dennis Roland to 1-year contracts	.....	<b>Sign</b> S Shamiel Gary and TE Jacob Maxwell to the practice squad
.....	<b>Waive</b> T Cody Booth and WR Terrence Toliver	Oct. 14.....	<b>Sign</b> LB Terrell Manning to the practice squad
Aug. 5.....	<b>Sign</b> WR Greg Herd to a 1-year contract	Oct. 16.....	<b>Waive</b> G/C Taylor Boggs from injured reserve with an injury settlement
.....	<b>Waive</b> LB Conor O'Neill		
Aug. 11.....	<b>Sign</b> C/G Robert Turner to a 1-year contract		
.....	<b>Waive</b> G Graham Pocic		
Aug. 15.....	<b>Sign</b> WR Kofi Hughes to a 1-year contract		
.....	<b>Place</b> TE Zach Miller on reserve/injured list		
Aug. 16.....	<b>Sign</b> WR Antonio Holmes to a 1-year contract		

## BEARS UPDATED "THE LAST TIME..."

### TEAM

#### Won in Overtime:

By BEARS: 11/17/2013 vs. Baltimore (23-20)  
Time prior: 12/28/2009 vs. Minnesota (36-30)

**By Opp.: 9/7/2014 vs. Buffalo (23-20)**

Time prior: 12/1/2013 at Minnesota (23-20)

#### Won in Regulation by Scoring Go-Ahead Points in the Last 2 Minutes

By BEARS: 9/15/2013 vs. MIN (31-30, M. Bennett 16-yd TD pass from J. Cutler with :10 remaining)  
By Opp.: 12/29/2013 vs. GB (33-28, R. Cobb 48-yd TD pass from A. Rodgers with 0:38 remaining)  
Time prior: 10/20/2013 at WAS (45-41, R. Helu 3-yd TD run with 0:45 remaining)

#### Sent Game to Overtime by Scoring in the Last Two Minutes of Regulation

**By BEARS: 9/7/2014 vs. Buffalo (R. Gould 37-yd FG with :30 remaining; BUF won 23-20 in OT)**

Time prior: 12/2/2012 vs. Seattle (R. Gould 46-yd FG with :00 remaining; SEA won 23-17 in OT)

By Opp.: 12/1/2013 at Minnesota (B. Walsh 30-yd FG with :20 remaining; MIN won 23-20 in OT)

Time prior: 11/17/2013 vs. Baltimore (J. Tucker 21-yd FG with :03 remaining; CHI won 23-20 in OT)

#### Shutout

By BEARS: 11/18/2010 at Miami (16-0)  
By Opp.: 12/29/2002 vs. Tampa Bay (15-0)

#### Did Not Allow Opponent to Score a Touchdown (non-shutout)

By BEARS: 10/7/2012 (held Jacksonville to 1 FG; 41-3 CHI)  
By Opp.: 11/11/2012 vs. Houston (held Chicago to 2 FGs; 13-6 HOU)

#### Won By 20-or-More Points

By BEARS: 11/4/2012 at Tennessee (31 points; 51-20)  
**By Opp.: 9/28/2014 vs. Green Bay (21 points; 38-17)**  
Time prior: 12/22/2013 at Philadelphia (43 points; 54-11)

#### Won Game After Trailing by 20-or-More Points

By BEARS: 10/16/2006 at Arizona (24-23 after trailing 20-0 and 23-3)  
By Opp.: 11/10/2002 vs. New England (33-30 after trailing 27-6)

#### Won After Trailing at End of the 1st Quarter

**By BEARS: 10/12/2014 at Atlanta (27-13 after trailing 3-0)**

**Time prior: 9/14/2014 at San Francisco (28-20 after trailing 10-0)**

**By Opp.: 10/5/2014 at Carolina (31-24 after trailing 14-7)**

Time prior: 12/29/2013 vs. Green Bay (33-28 after trailing 7-0)

#### Won After Trailing at Halftime

**By BEARS: 9/14/2014 at San Francisco (28-20 after trailing 17-7)**

Time prior: 11/17/2013 vs. Baltimore (23-20 in OT after trailing 17-13)

**By Opp.: 10/5/2014 at Carolina (31-24 after trailing 21-14)**

Time prior: 12/18/2011 vs. Seattle (38-14 after trailing 7-14)

#### Won After Trailing at End of the 3rd Quarter

**By BEARS: 9/14/2014 at San Francisco (28-20 after trailing 20-7)**

Time prior: 12/15/2013 at Cleveland (38-31 after trailing 24-17)

**By Opp.: 10/5/2014 at Carolina (31-24 after trailing 24-21)**

Time Prior: 12/29/2013 vs. Green Bay (33-28 after trailing 21-20)

#### Won After Trailing By 10-Plus Points in 4th Quarter

**By BEARS: 9/14/2014 at San Francisco (28-20 after trailing by 13, 20-7)**

Time prior: 10/28/2012 vs. Carolina (23-22 after trailing by 12, 19-7)

By Opp.: 12/1/2013 at Minnesota (23-20 in OT after trailing by 10, 20-10)

Time prior: 12/11/2011 at Denver (13-10 in OT after trailing by 10, 10-0)

## BEARS UPDATED "THE LAST TIME..."

### Scored 20 or More Points in a Quarter

**By BEARS: 9/14/2013 at San Francisco (21 in 4th quarter; 28-20 CHI)**

Time prior: 12/15/2013 at Cleveland (21 in 4th quarter; 38-31 CHI)

By Opp.: 12/22/2013 at Philadelphia (21 in 4th quarter; 54-11 PHI)

Time prior: 12/22/2013 at Philadelphia (21 in 1st quarter; 54-11 PHI)

### Scored 30 or More Points in a Half

By BEARS: 11/4/2012 at Tennessee (31 in 1st half; 51-20 CHI)

By Opp.: 12/22/2013 at Philadelphia (30 in 2nd half; 54-11 PHI)

Time prior: 9/29/2013 at Detroit (30 in 1st half; 40-32 DET)

### Scored Touchdowns on Offense and Defense

**By BEARS: 9/22/2014 at N.Y. Jets (2 offense; 1 defense; 27-19 CHI)**

Time prior: 12/15/2013 at Cleveland (4 offense; 1 defense; 38-31 CHI)

By Opp.: 12/22/2013 at Philadelphia (6 offense; 1 defense; 54-11 PHI)

Time prior: 12/15/2013 at Cleveland (2 offense; 2 defense; 38-31 CHI)

### Scored Touchdowns on Offense, Defense and Special Teams

By BEARS: 11/4/2012 at Tennessee (4 offense; 1 defense; 1 special teams; 51-20 CHI)

By Opp.: 9/15/2013 vs. Minnesota (1 offense; 1 defense; 1 special teams; 31-30 CHI)

### Won on Monday Night Football

**By BEARS: 9/22/2014 at N.Y. Jets (27-19 on ESPN's Monday Night Football)**

Time prior: 12/9/2013 vs. Dallas (45-28 on ESPN's Monday Night Football)

By Opp.: 11/19/2012 at San Francisco (32-7 on ESPN's Monday Night Football)

### Won on Sunday Night Football

**By BEARS: 9/14/2014 at San Francisco (28-20 on NBC's Sunday Night Football)**

Time prior: 9/22/2013 at Pittsburgh (40-23 on NBC's Sunday Night Football)

By Opp.: 12/22/2013 at Philadelphia (54-11 on NBC's Sunday Night Football)

Time prior: 11/11/2012 vs. Houston (13-6 on NBC's Sunday Night Football)

### Won on Thursday Night Football

By BEARS: 10/10/2013 vs. N.Y. Giants (27-21 CHI on NFLN's Thursday Night Football)

Time prior: 11/18/2010 at Miami (16-0 on NFLN's Thursday Night Football)

By Opp.: 9/13/2012 at Green Bay (23-10 on NFLN's Thursday Night Football)

### No Turnovers

**By BEARS: 10/12/2014 at Atlanta (CHI 27-13)**

**Time prior: 9/14/2014 at San Francisco (CHI 28-20)**

**By Opp.: 10/19/2014 vs. Miami (MIA 27-14)**

Time prior: **9/28/2014 vs. Green Bay (GB 38-17)**

### OFFENSE

#### Touchdown Scored on First Offensive Possession to Start Game

**By BEARS: 9/28/2014 vs. Green Bay (B. Marshall 6-yd pass from J. Cutler; 38-17 GB)**

**Time prior: 9/7/2014 vs. Buffalo (M. Bennett 12-yd pass from J. Cutler; 23-20 BUF in OT)**

**By Opp.: 9/28/2014 vs. Green Bay (E. Lacy 2-yd run; 38-17 GB)**

**Time prior: 9/14/2014 at San Francisco (M. Crabtree 3-yd pass from C. Kaepernick; 28-20 CHI)**

#### Touchdown Scored on First Offensive Possession of 2nd Half

**By BEARS: 10/19/2014 vs. Miami (M. Forte 10-yd run; MIA 27-14)**

**Time prior: 9/22/2014 at N.Y. Jets (M. Bennett 13-yd pass from J. Cutler; CHI 27-19)**

**By Opp.: 10/19/2014 vs. Miami (L. Miller 2-yd run; MIA 27-14)**

**Time prior: 10/12/2014 at Atlanta (A. Smith 14-yd pass from M. Ryan, 27-13 CHI)**



## BEARS UPDATED "THE LAST TIME..."

### No Sacks Allowed

By BEARS: 10/10/2013 vs. N.Y. Giants  
Time prior: 9/23/2013 vs. Cincinnati  
By Opp.: 12/15/2013 at Cleveland  
Time prior: 11/10/2013 vs. Detroit

### No Turnovers and No Sacks Allowed

By BEARS: 10/10/2013 vs. N.Y. Giants  
Time prior: 12/23/2007 vs. Green Bay  
By Opp.: 10/17/2010 vs. Seattle

### Successful Two-Point Conversion

**By BEARS: 10/12/2014 at Atlanta (M. Bennett pass from J. Cutler)**  
Time prior: 12/9/2013 vs. Dallas (B. Marshall pass from J. McCown)  
By Opp.: 11/24/2013 at St. Louis (I. Pead pass from K. Clemens)  
Time prior: 10/1/2012 at Dallas (D. Bryant pass from K. Orton)

### Failed Two-Point Conversion

By BEARS: 11/10/2013 vs. Detroit (run failed)  
Time prior: 10/28/2012 vs. Carolina (pass failed)  
By Opp.: 12/29/2013 vs. Green Bay (pass failed)  
Time prior: 10/26/2011 at Tampa Bay (pass failed)

### 500-or-More Total Net Yards of Offense

By BEARS: 10/7/2012 at Jacksonville (501; 214 rushing, 287 passing)  
By Opp.: 12/22/2013 at Philadelphia (514; 289 rushing, 225 passing)  
Time prior: 10/2/2011 vs. Carolina (543; 169 rushing; 374 passing)

### 400-or-More Total Net Yards of Offense

**By BEARS: 10/12/2014 at Atlanta (478; 110 rushing, 368 passing)**  
**Time prior: 9/28/2014 vs. Green Bay (496; 235 rushing, 261 passing)**  
**By Opp.: 9/22/2014 at N.Y. Jets (414; 114 rushing, 300 passing)**  
Time prior: 12/29/2013 vs. Green Bay (473; 160 rushing, 313 passing)

### 300-or-More Net Rushing Yards by Team

By BEARS: 9/9/1984 vs. Denver (302 yds on 50 carries, 2 TDs)  
By Opp.: 10/14/2007 vs. Minnesota (311 yds on 43 carries, 3 TDs)

### 200-or-More Net Rushing Yards by Team

**By BEARS: 9/28/2014 vs. Green Bay (235 on 41 carries, 0 TDs)**  
Time prior: 10/7/2012 at Jacksonville (214 yards on 33 carries, 1 TD)  
By Opp.: 12/22/2013 at Philadelphia (289 yards on 36 carries, 4 TDs)  
Time prior: 12/1/2013 at Minnesota (246 yards on 40 carries, 1 TD)

### Individual 200-Yard Rushing Game

By BEARS: 10/2/2011 vs. Carolina (Matt Forte, 205 yds on 25 carries, TD)  
By Opp.: 12/1/2013 at Minnesota (Adrian Peterson, 211 yds on 35 carries, 0 TDs)  
Time prior: 10/14/2007 vs. Minnesota (Adrian Peterson, 224 yds on 20 carries, 3 TDs)

### Individual 150-Yard Rushing Game

By BEARS: 10/2/2011 vs. Carolina (Matt Forte, 205 yds on 25 carries, TD)  
By Opp.: 12/1/2013 at Minnesota (Adrian Peterson, 211 yds on 35 carries, 0 TDs)  
Time prior: 11/4/2013 at Green Bay (Eddie Lacy, 150 yds on 22 carries, TD)

### Individual 100-Yard Rushing Game

**By BEARS: 9/28/2014 vs. Green Bay (Matt Forte, 122 yds on 23 carries, 0 TDs)**  
Time prior: 12/29/2013 vs. Green Bay (Matt Forte, 110 yds on 22 carries, 2 TDs)  
By Opp.: 12/22/2013 at Philadelphia (LeSean McCoy, 133 yds on 18 carries, 2 TDs)  
Time prior: 12/9/2013 vs. Dallas (DeMarco Murray, 146 yds on 18 carries, 0 TDs)

## BEARS UPDATED "THE LAST TIME..."

### Two 100-Yard Rushers in the Same Game

By BEARS: 11/10/1985 vs. Detroit (Walter Payton - 105, Matt Suhey - 102)  
By Opp.: 12/22/2013 at Philadelphia (249 total; LeSean McCoy -133, Bryce Brown -115)  
Time prior: 12/12/1976 vs. Denver (Norris Weese - 120, Ottis Armstrong - 116)

### Consecutive 100-Yard Rushing Games

By BEARS: 12/9/2013 vs. DAL & 12/15/2013 at CLE (Matt Forte. 102 vs. DAL, 127 at CLE)  
Time prior: 12/1/2013 at MIN & 12/9/2013 vs. DAL (Matt Forte. 120 at MIN, 102 vs. DAL)  
By Opp.: 12/1/2013 at MIN & 12/9/2013 vs. DAL (A. Peterson, MIN - 211; D. Murray, DAL - 146)  
Time prior: 11/24/2013 at STL & 12/1/2013 at MIN (B. Cunningham, STL - 109; A. Peterson, MIN - 211)

### Combined 200-Yards Rushing by Two Players (Non 200-Yard rusher, top 2 rushers)

By BEARS: 10/10/2010 at Carolina (209 total; Matt Forte - 166 and Chester Taylor - 43)  
By Opp.: 12/22/2013 at Philadelphia (249 total; LeSean McCoy -133, Bryce Brown -115)  
Time prior: 10/25/2009 at Cincinnati (206 total; Cedric Benson - 189 and Bernard Scott - 17)

### 60 Team Rushing Attempts

By BEARS: 11/8/1981 at Kansas City (61 for 201 yards, 0 TDs)  
By Opp.: Never

### 50 Team Rushing Attempts

By BEARS: 9/25/1988 at Green Bay (51 for 252 yards, 3 TDs)  
By Opp.: 10/30/1988 at New England (54 for 185 yards, 0 TDs)

### 40 Team Rushing Attempts

**By BEARS: 9/28/2014 vs. Green Bay (41 for 235 yards, 0 TDs)**  
Time prior: 12/25/2011 at Green Bay (42 for 199 yards, 0 TDs)  
By Opp.: 12/1/2013 at Minnesota (40 for 246, 1 TD)  
Time prior: 11/17/2013 vs. Baltimore (41 for 174 yards, 1 TD)

### Individual 40 Rushing Attempts

By BEARS: 11/20/1977 vs. Minnesota (Walter Payton, 40 for 275 yards, TD)  
By Opp.: Never

### Individual 30 Rushing Attempts

By BEARS: 12/23/2007 vs. Green Bay (Adrian Peterson, 30 for 102 yards, TD)  
By Opp.: 12/1/2013 at Minnesota (Adrian Peterson, 35 for 211 yards, 0 TDs)  
Time prior: 12/9/2012 at Minnesota (Adrian Peterson, 31 for 154 yards, 2 TDs)

### Individual 20 Rushing Attempts

**By BEARS: 9/28/2014 vs. Green Bay (Matt Forte, 23 for 122 yards, 0 TDs)**  
Time prior: 12/29/2013 vs. Green Bay (Matt Forte, 22 for 110 yards, 2 TDs)  
By Opp.: 12/29/2013 vs. Green Bay (Eddie Lacy, 21 for 66 yards, 1 TD)  
Time prior: 12/1/2013 at Minnesota (Adrian Peterson, 35 for 211 yards, 0 TDs)

### Rushing Play of 75-Plus Yards

By BEARS: 11/27/1988 vs. Green Bay (Neal Anderson, 80-yard TD run)  
By Opp.: 11/4/2012 at Tennessee (Chris Johnson, 80-yard TD run)

### Rushing Play of 50-Plus Yards

By BEARS: 10/20/2013 at Washington (Matt Forte, 50-yard TD run)  
Time prior: 9/29/2013 at Detroit (Matt Forte, 53-yard TD run)  
By Opp.: 12/22/2013 at Philadelphia (B. Brown, 65-yard TD run)  
Time prior: 11/24/2013 at St. Louis (T. Austin 65-yard run)

## BEARS UPDATED "THE LAST TIME..."

### Rushing Play of 25-Plus Yards

**By BEARS: 9/14/2014 at San Francisco (Jay Cutler, 25-yard run)**

Time prior: 12/15/2013 at Cleveland (Michael Bush, 40-yard TD run)

**By Opp.: 10/19/2014 vs. Miami (Ryan Tannehill, 30-yard run)**

**Time prior: 9/7/2014 vs. Buffalo (Fred Jackson, 38-yard run)**

### 3-Plus Rushing Touchdowns by Team

By BEARS: 10/20/2013 at Washington (3, M. Forte - 3)

Time prior: 9/9/2012 vs. Indianapolis (3, M. Forte - 1, M. Bush - 2)

By Opp.: 12/22/2013 at Philadelphia (4, L. McCoy - 2, C. Polk - 1, B. Brown - 1)

Time prior: 11/24/2013 at St. Louis (3, T. Austin, B. Cunningham & Z. Stacy - 1 each)

### 3-Plus Rushing Touchdowns by Individual

By BEARS: 10/20/2013 at Washington (Matt Forte, 3)

Time prior: 12/17/1995 vs. Tampa Bay (Rashaan Salaam, 3)

By Opp.: 10/20/2013 at Washington (Roy Helu, 3)

Time prior: 10/14/2007 vs. Minnesota (Adrian Peterson, 3)

### 2-Plus Rushing Touchdowns by Individual

**By BEARS: 10/12/2014 at Atlanta (Matt Forte, 2)**

Time prior to that: 12/29/2013 vs. Green Bay (Matt Forte, 2)

By Opp.: 12/22/2013 at Philadelphia (LeSean McCoy, 2)

Time prior: 10/20/2013 at Washington (Roy Helu, 3)

### 400 Gross Yards Passing by Team

By BEARS: 11/14/1999 vs. Minnesota (422; 34 of 48, 3 TDs, INT)

By Opp.: 9/22/2013 at Pittsburgh (406; 26 of 41, 2 TDs, 2 INTs)

Time prior to that: 9/21/2008 vs. Tampa Bay - OT (407; 38 of 67, 2 TDs, 3 INTs)

### 300 Gross Yards Passing by Team

**By BEARS: 10/12/2014 at Atlanta (381; 26 of 38, 1 TD, 0 INTs)**

**Time prior: 9/7/2014 vs. Buffalo (349; 34 of 49, 2 TDs, 2 INTs)**

**By Opp.: 9/28/2014 vs. Green Bay (302; 22 of 28, 4 TDs, 0 INTs)**

**Time prior: 9/22/2014 at N.Y. Jets (316; 26 of 43, 1 TD, 2 INTs)**

### 400 Yards Passing by Individual

By BEARS: 11/14/1999 vs. Minnesota (Jim Miller - 422; 34 of 48, 3 TDs, INT)

By Opp.: 9/22/2013 at Pittsburgh (Ben Roethlisberger - 406; 26 of 41, 2 TDs, 2 INTs)

Time prior to that: 9/21/2008 vs. Tampa Bay - OT (Brian Griese - 407; 38 of 67, 2 TDs, 3 INTs)

### 300 Yards Passing by Individual

**By BEARS: 10/12/2014 at Atlanta (Jay Cutler - 381; 26 of 38, 1 TD, 0 INTs)**

**Time prior: 9/7/2014 vs. Buffalo (Jay Cutler - 349; 34 of 49, 2 TDs, 2 INTs)**

**By Opp.: 9/28/2014 vs. Green Bay (Aaron Rodgers - 302; 22 of 28, 4 TDs, 0 INTs)**

**Time prior to that: 9/22/2014 at N.Y. Jets (Geno Smith - 316; 26 of 43, 1 TD, 2 INTs)**

### Consecutive 300 Yards Passing by Individual

By BEARS: 12/1/2013 at MIN & 12/9/2013 vs. DAL (Josh McCown 355 at MIN, 348 vs. DAL)

Time prior: 11/24/2013 at STL & 12/1/2013 at MIN (Josh McCown 352 at STL, 355 at MIN)

**By Opp.: 9/22/2014 at NYJ & 9/28/2014 vs. GB (G. Smith 316 at NYJ, A. Rodgers 302 vs. GB)**

Time prior: 9/19/2010 at DAL & 9/27/2010 vs. GB (T. Romo 374 at DAL, A. Rodgers 316 vs. GB)

### 60-Plus Passing Attempts by Individual

By BEARS: 11/16/1997 vs. NY Jets (Erik Kramer - 60; 32 of 60, 354 yards, 2 TDs, 3 INTs)

By Opp.: 11/13/2011 vs. Detroit (Matthew Stafford - 63; 33 of 63, 329 yards, 1 TD, 4 INTs)

### 50-Plus Passing Attempts by Individual

By BEARS: 11/12/2009 at San Francisco (Jay Cutler - 52; 29 of 52, 307 yards, 0 TDs, 5 INTs)

By Opp.: 11/13/2011 vs. Detroit (Matthew Stafford - 63; 33 of 63, 329 yards, 1 TD, 4 INTs)



## BEARS UPDATED "THE LAST TIME..."

### 40-Plus Passing Attempts by Individual

**By BEARS: 9/7/2014 vs. Buffalo (Jay Cutler - 49, 34 of 49, 349 yards, 2 TDs, 2 INTs)**

Time prior: 11/24/2013 at St. Louis (Josh McCown - 47; 36 of 47, 352 yards, 2 TDs, 1 INT)

**By Opp.: 9/22/2014 at N.Y. Jets (Geno Smith - 43; 26 of 43, 316, 1 TD, 2 INTs)**

Time prior: 9/22/2013 at Pittsburgh (Ben Roethlisberger - 41; 26 of 41, 406, 2 TDs, 2 INTs)

### 30-Plus Passing Completions by Individual

**By BEARS: 9/7/2014 vs. Buffalo (Jay Cutler - 34, 34 of 49, 349 yards, 2 TDs, 2 INTs)**

Time prior: 11/24/2013 at St. Louis (Josh McCown - 36; 36 of 47, 352 yards, 2 TDs, INT)

**By Opp.: 10/1/2012 at Dallas (Tony Romo - 31; 31 of 43, 307 yards, 1 TD, 5 INTs)**

### 25-Plus Passing Completions by Individual

**By BEARS: 10/12/2014 at Atlanta (Jay Cutler - 26, 26 of 38, 381 yards, 1 TD, 0 INTs)**

**Time prior: 10/5/2014 at Carolina (Jay Cutler - 28, 28 of 36, 289 yards, 2 TDs, 2 INTs)**

**By Opp.: 10/19/2014 vs. Miami (Ryan Tannehill - 25; 25 of 32, 277, 2 TDs, 0 INTs)**

**Time Prior: 9/22/2014 at N.Y. Jets (Geno Smith - 26; 26 of 43, 316, 1 TD, 2 INTs)**

### 4-Or-More Passing Touchdowns by Individual

**By BEARS: 9/14/2014 at San Francisco (Jay Cutler - 4, 23 of 34, 176 yards, 4 TDs, 0 INTs)**

Time prior: 12/9/2013 vs. Dallas (Josh McCown - 4, 27 of 36, 348 yards, 4 TDs, 0 INTs)

**By Opp.: 9/28/2014 vs. Green Bay (Aaron Rodgers - 4, 22 of 28, 302 yards, 4 TDs, 0 INTs)**

Time prior: 12/25/2011 at Green Bay (Aaron Rodgers - 5, 21 of 29, 283 yards, 5 TDs, 0 INTs)

### 3-Or-More Passing Touchdowns by Individual

**By BEARS: 9/14/2014 at San Francisco (Jay Cutler - 4, 23 of 34, 176 yards, 4 TDs, 0 INTs)**

Time prior: 12/15/2013 at Cleveland (Jay Cutler - 3, 22 of 31, 265 yards, 3 TDs, 2 INTs)

**By Opp.: 9/28/2014 vs. Green Bay (Aaron Rodgers - 4, 22 of 28, 302 yards, 4 TDs, 0 INTs)**

Time prior: 12/9/2013 vs. Dallas (Tony Romo - 3, 11 of 20, 104 yards, 3 TDs, 0 INTs)

### 10-Or-More Receptions by Individual

**By BEARS: 10/5/2014 at Carolina (Matt Forte, 12 receptions, 105 yards, 1 TD)**

Time prior: 12/1/2013 at Minnesota (Alshon Jeffery, 12 receptions, 249 yards, 2 TDs)

**By Opp.: 9/28/2014 vs. Green Bay (Jordy Nelson, 10 receptions, 108 yards, 2 TDs)**

Time prior: 12/29/2013 vs. Green Bay (Jordy Nelson, 10 receptions, 161 yards, 0 TDs)

### 200-Plus Receiving Yards by Individual

**By BEARS: 12/1/2013 at Minnesota (Alshon Jeffery, 245 yards, 12 receptions 2 TDs)**

Time prior: 10/6/2013 vs. New Orleans (Alshon Jeffery, 218 yards, 10 receptions, 1 TD)

**By Opp.: 12/17/2000 at San Francisco (Terrell Owens, 283 yards, 20 receptions, 1 TD)**

### 150-Plus Receiving Yards by Individual

**By BEARS: 12/1/2013 at Minnesota (Alshon Jeffery, 245 yards, 12 receptions 2 TDs)**

Time prior: 10/6/2013 vs. New Orleans (Alshon Jeffery, 218 yards, 10 receptions, 1 TD)

**By Opp.: 12/29/2013 vs. Green Bay (Jordy Nelson, 161 yards, 10 receptions, 0 TDs)**

Time prior to that: 9/22/2013 at Pittsburgh (Antonio Brown, 196 yards, 9 receptions, 2 TDs)

### 100-Plus Receiving Yards by Individual

**By BEARS: 10/12/2014 at Atlanta (Alshon Jeffery, 5 receptions 136 yards, 0 TDs)**

**Time prior: 10/12/2014 at Atlanta (Brandon Marshall, 6 receptions 113 yards, 0 TDs)**

**By Opp.: 9/28/2014 vs. Green Bay (J. Nelson, 161 yards, 10 rec., 2 TDs & R. Cobb, 113 yards, 7 rec., 2 TDs)**

Time prior: 12/29/2013 vs. Green Bay (Jordy Nelson, 161 yards, 10 receptions, 0 TDs)

### Two 100-Yard Receivers

**By BEARS: 10/12/2014 at Atlanta (Alshon Jeffery 136 yards and Brandon Marshall 113 yards)**

Time prior: 11/10/2013 vs. Detroit (Brandon Marshall 139 yards and Alshon Jeffery 114 yards)

**By Opp.: 9/28/2014: 9/28/2014 vs. Green Bay (Randall Cobb 113 yards & Jordy Nelson 108 yards)**

Time prior: 12/12/2010 vs. New England (Deion Branch 151 yards & Wes Welker 115 yards)

## BEARS UPDATED "THE LAST TIME..."

### Three 100-Yard Receivers

By BEARS: Never

By Opp.: 12/26/1982 at L.A. Rams (George Farmer 183, Preston Dennard 122 & Wendell Tyler 102)

### Consecutive 100 Yards Receiving by Individual

By BEARS: 11/4/2013 at Green Bay & 11/10/13 vs. Detroit (Brandon Marshall 107 at GB; 139 vs. DET)

Time prior: 9/29/2013 at Detroit & 10/6/13 vs. New Orleans (Alshon Jeffery 107 at DET; 218 vs. NO)

By Opp.: 12/16/2012 vs. Green Bay & 12/23/2012 at Arizona (R. Cobb 115 vs. GB; L. Fitzgerald 111 at ARZ)

### Pass Play of 80-Plus Yards

By BEARS: 12/1/2013 at Minnesota (Josh McCown to Alshon Jeffery, 80 yards, TD)

Time prior: 11/27/2011 at Oakland (Caleb Hanie to Johnny Knox, 81 yards)

By Opp.: 11/30/2008 at Minnesota (Gus Frerotte to Bernard Berrian, 99 yards, TD)

### Pass Play of 60-Plus Yards

By BEARS: 10/12/2014 at Atlanta (Jay Cutler to Alshon Jeffery, 74 yards)

Time prior: 12/29/2013 vs. Green Bay (Jay Cutler to Alshon Jeffery, 67 yards)

By Opp.: 10/28/2012 vs. Carolina (Cam Newton to Brandon LaFell, 62 yards)

### Pass Play of 40-Plus Yards

By BEARS: 10/12/2014 at Atlanta (Jay Cutler to Alshon Jeffery, 74 yards)

Time prior: 10/12/2014 at Atlanta (Jay Cutler to Brandon Marshall, 47 yards)

By Opp.: 10/12/2014 at Atlanta (Matt Ryan to A. Smith, 41 yards-TD)

Time prior: 9/28/2014 vs Green Bay (Aaron Rodgers to Randall Cobb, 46 yards)

### Offensive Lineman Caught a Pass

By BEARS: 12/1/2013 at Minnesota (Josh McCown to Kyle Long, -1 yard)

Time prior: 11/4/2012 at Tennessee (Jay Cutler to Lance Louis, 4 yards)

By Opp.: 11/16/2003 vs. St. Louis (Marc Bulger to Adam Timmerman, -7 yards)

### Quarterback Caught a Pass

By Bears: 9/10/2006 at Green Bay (Rex Grossman from Thomas Jones, -4 yards)

By Opp.: 12/16/2012 vs. Green Bay (Aaron Rodgers from Rodgers, -1 yards)

### 3-Plus Receiving Touchdowns by Team

By BEARS: 9/14/2014 at San Francisco (4, Brandon Marshall - 3, Martellus Bennett - 1)

Time prior: 12/15/2013 at Cleveland (3, Earl Bennett, Alshon Jeffery and Brandon Marshall - 1 each)

By Opp.: 9/28/2014 vs. Green Bay (4, Randall Cobb and Jordy Nelson - 2 each)

Time prior: 12/9/2013 vs. Dallas (3, Cole Beasley, Dez Bryant and Jason Witten - 1 each)

### 3-Plus Receiving Touchdowns by Individual

By BEARS: 9/14/2014 at San Francisco (Brandon Marshall, 3)

Time prior: 11/4/2012 at Tennessee (Brandon Marshall, 3)

By Opp.: 12/16/2012 vs. Green Bay (James Jones, 3)

### 2-Plus Receiving Touchdowns by Individual

By BEARS: 9/22/2014 at N.Y. Jets (Martellus Bennett, 2)

Time prior to that: 9/14/2014 at San Francisco (Brandon Marshall, 3)

By Opp.: 10/5/2014 at Carolina (Greg Olsen, 2)

Time prior to that: 9/28/2014 vs. Green Bay (Randall Cobb and Jordy Nelson, 2 each)

### Offensive Lineman Scored a Touchdown

By BEARS: 12/25/2011 at Green Bay, Edwin Williams (fumble recovery in end zone)

By Opp.: 11/16/1969 at Atlanta, Mal Snider (48-yard kickoff return)

## BEARS UPDATED "THE LAST TIME..."

### DEFENSE

#### Held Opponent Under 150 Total Net Yards

By BEARS: 10/10/2010 at Carolina (147 total; 85 rushing & 62 passing)  
By Opp.: 11/19/2012 at San Francisco (143 total; 85 rushing & 58 passing)

#### Held Opponent Under 100 Total Net Yards

By BEARS: 11/26/1978 vs. Tampa Bay (92 total; 99 rushing & -7 passing)  
By Opp.: 12/27/1992 at Dallas (92 total; 28 rushing & 64 passing)

#### Held Opponent Under 50 Net Rushing Yards

By BEARS: 10/12/2014 at Atlanta (42)  
Time prior: 12/23/2012 at Arizona (29)  
By Opp.: 9/14/2014 at San Francisco (46)  
Time prior: 11/10/2013 vs. Detroit (38)

#### Held Opponent Under 25 Net Rushing Yards

By BEARS: 9/12/2010 vs. Detroit (20)  
By Opp.: 9/25/2011 vs. Green Bay (13)

#### Held Opponent Under 100 Net Passing Yards

By BEARS: 12/9/2012 at Minnesota (77)  
By Opp.: 10/10/2010 at Carolina (29)

#### Held Opponent Under 50 Net Passing Yards

By BEARS: 11/13/2005 vs. San Francisco (28)  
By Opp.: 10/10/2010 at Carolina (29)

#### Held Opponent Under 100 Gross Passing Yards

By BEARS: 12/9/2012 at Minnesota (91)  
By Opp.: 10/10/2010 at Carolina (51)

#### Held Opponent Under 50 Gross Passing Yards

By BEARS: 11/13/2005 vs. San Francisco (28)  
By Opp.: 12/3/2006 vs. Minnesota (34)

#### 8-Plus Takeaways by Team

By BEARS: 9/2/1984 vs. Tampa Bay (8; 6 INTs, 2 FRs; CHI 34-14)  
By Opp.: 10/11/1998 at Arizona (8; 4 INTs, 4 FRs; ARZ 20-7)

#### 7-Plus Takeaways by Team

By BEARS: 9/17/1995 at Tampa Bay (7; 4 INTs, 3 FRs; CHI 25-6)  
By Opp.: 10/11/1998 at Arizona (8; 4 INTs, 4 FRs; ARZ 20-7)

#### 6-Plus Takeaways by Team

By BEARS: 11/13/2011 vs. Detroit (6; 4 INTs, 2 FRs; CHI 37-13)  
By Opp.: 10/24/2010 vs. Washington (6; 4 INTs, 2 FRs; WAS 17-14)

#### 5-Plus Interceptions by Team

By BEARS: 10/01/2012 at Dallas (5; CHI 34-18)  
By Opp.: 11/12/2009 at San Francisco (5; SF 10-6)

#### 4-Plus Interceptions by Team

By BEARS: 10/01/2012 at Dallas (5; CHI 34-18)  
By Opp.: 9/13/2012 at Green Bay (4; GB 23-10)

#### 2-Plus Interceptions by Individual

By BEARS: 9/14/2014 at San Francisco (Kyle Fuller, 2)  
Time prior: 12/15/2013 at Cleveland (Zackary Bowman, 2)  
By Opp.: 12/15/2013 at Cleveland (Tashaun Gipson, 2)  
Time prior: 9/29/2013 at Detroit (Louis Delmas, 2)

## BEARS UPDATED "THE LAST TIME..."

### 2-Plus Opponent Fumble Recoveries by Individual

By BEARS: 11/4/2012 at Tennessee (Kelvin Hayden)

By Opp.: Unknown

### Intercepted Pass Returned for a Touchdown

**By BEARS: 9/22/2014 at N.Y. Jets (Ryan Mundy, 45 yards)**

Time prior: 12/15/2013 at Cleveland (Zackary Bowman, 43 yards)

By Opp.: 12/22/2013 at Philadelphia (Brandon Boykin, 54 yards)

Time prior: 12/15/2013 at Cleveland (Tashaun Gipson, 44 yards)

### Opponent Fumble Returned for a Touchdown

By BEARS: 9/22/2013 at Pittsburgh (Julius Peppers, 42 yards)

Time prior: 12/23/2012 at Arizona (Zack Bowman, recovered in end zone)

By Opp.: 12/15/2013 at Cleveland (T.J. Ward, 51 yards)

Time prior: 11/24/2013 at St. Louis (Robert Quinn, 31 yards)

### Defensive Lineman Scored a Touchdown

By BEARS: 11/17/2013 vs. Baltimore (David Bass, 24-yard interception return)

Time prior: 9/22/2013 at Pittsburgh (Julius Peppers, 42-yard opponent fumble return)

By Opp.: 11/24/2013 at St. Louis (Robert Quinn, 31-yd fumble return)

Time prior: 9/29/2013 at Detroit (Nick Fairley, 4-yd fumble return)

### Linebacker Scored a Touchdown

By BEARS: 11/4/2012 at Tennessee (Brian Urlacher 46-yard INT return)

By Opp.: 10/20/2013 at Washington (Brian Orakpo, 29-yard INT return)

Time prior: 9/9/2012 vs. Indianapolis (Jerrell Freeman, 4-yard INT return)

### Defensive Back Scored a Touchdown

**By BEARS: 9/22/2014 at N.Y. Jets (Ryan Mundy, 45-yard INT return)**

Time prior: 12/15/2013 at Cleveland (Zackary Bowman, 43-yard INT return)

By Opp.: 12/22/2013 at Philadelphia (Brandon Boykin, 54-yard INT return)

Time prior: 12/15/2013 at Cleveland (T.J. Ward, 51-yard fumble return)

### Safety

By Bears: 10/16/2011 vs. Minnesota (Stephen Paea sacks Donovan McNabb in end zone)

By Opp.: 12/22/2013 at Philadelphia (Matt Forte tackled in end zone by Cedric Thornton)

Time prior: 11/19/2012 at San Francisco (Chilo Rachal tackled in end zone by Ray McDonald)

### 8-Plus Sacks by Team

By BEARS: 11/20/2005 vs. Carolina (8; CHI 13-3)

By Opp.: 10/3/2010 at N.Y. Giants (10; NYG 17-3)

### 7-Plus Sacks by Team

By BEARS: 11/20/2005 vs. Carolina (8; CHI 13-3)

By Opp.: 9/13/2012 at Green Bay (7; GB 23-10)

### 3-Plus Sacks by Individual

**By BEARS: 10/19/2014 vs. Miami (Jeremiah Ratliff, 3.5)**

Time prior: 11/4/2013 at Green Bay (Shea McClellin, 3)

By Opp.: 12/22/2013 at Philadelphia (Trent Cole, 3)

Time prior: 11/19/2012 at San Francisco (Aldon Smith, 5.5)

### 2-Plus Sacks by Individual

**By BEARS: 10/19/2014 vs. Miami (Jeremiah Ratliff, 3.5)**

**Time prior: 10/12/2014 at Atlanta (Willie Young, 2)**

By Opp.: 12/22/2013 at Philadelphia (M. Kendricks, 2)

Time prior: 12/22/2013 at Philadelphia (Trent Cole, 3)

## BEARS UPDATED "THE LAST TIME..."

### SPECIAL TEAMS

#### Blocked Extra Point

By BEARS: 11/7/2010 at Buffalo (Israel Idonije, Rian Lindell was the kicker)

**By Opp.: 10/12/2014 at Atlanta (R. Hageman, Robbie Gould was the kicker)**

Time prior to that: 9/22/2013 at Pittsburgh (Troy Polamalu, Robbie Gould was the kicker)

#### Blocked Field Goal

**By BEARS: 10/19/2014 vs. Miami (Lamarr Houston blocks Caleb Sturgis' 37-yard attempt)**

**Time prior: 9/28/2014 vs. Green Bay (Willie Young blocks Mason Crosby's 38-yard attempt)**

By Opp.: 12/23/2012 at Arizona (Adrian Wilson blocks Olindo Mare's 20-yard attempt)

#### Blocked Field Goal for TD

By BEARS: 10/1/1978 vs. Oakland (Mike Spivey 71-yard return; blocked by Virgil Livers)

By Opp.: 12/23/2012 at Arizona (Justin Bethel 82-yard return; blocked by Adrian Wilson)

#### Blocked Punt

By BEARS: 11/4/2012 at Tennessee (Sherrick McManis blocks Brett Kern's punt)

**By Opp.: 9/14/2014 at San Francisco (Aaron Lynch blocks Pat O'Donnell's punt)**

Time prior: 11/4/2013 at Green Bay (Jamari Lattimore blocks Adam Podlesh's punt)

#### Blocked Punt for TD

By BEARS: 11/4/2012 at Tennessee (Corey Wootton 5-yard return; blocked by Sherrick McManis)

By Opp.: 9/14/1987 vs. N.Y. Giants (Tom Flynn recovered in end zone; blocked by Eric Howard)

#### Fake Field Goal for TD

By BEARS: 12/1/2002 (Brad Maynard 12-yard pass to Dustin Lyman)

By Opp.: 9/13/2012 (Tim Masthay 27-yard pass to Tom Crabtree)

#### Missed Extra Point (kick not blocked)

By BEARS: 12/11/2005 at Pittsburgh (Robbie Gould, wide left)

By Opp.: 12/12/2010 vs. New England (Shane Graham, wide right)

#### Missed Field Goal Returned

By BEARS: 11/12/2006 at N.Y. Giants (Devin Hester, 108 yard TD)

By Opp.: 11/8/2009 vs. Arizona (Antrel Rolle, 59 yards)

#### Muff Recovered for TD

By BEARS: 10/19/2008 vs. Minnesota (Zackary Bowman, muffed punt recovered in end zone)

By Opp.: Never

#### Punt Returned for TD

By BEARS: 10/20/2013 at Washington (Devin Hester, 81 yards)

Time prior: 11/13/2011 vs. Detroit (Devin Hester, 82 yards)

**By Opp.: 10/5/2014 at Carolina (C. Brown, 79 yards)**

Time prior: 9/19/2010 at Dallas (Dez Bryant, 62 yards)

#### 100 or More Punt Return Yards by Individual

By BEARS: 11/13/2011 vs. Detroit (Devin Hester, 122 yards, TD on 3 returns)

Time prior: 10/15/2007 vs. Minnesota (Devin Hester, 108 yards, TD on 4 returns)

By Opp.: 12/21/1997 at Tampa Bay (Karl Williams, 116 yards, TD on 6 returns)

Time prior: 9/1/1997 at Green Bay (Bill Schroeder, 107 yards on 5 returns)

#### Kickoff Returned for TD

By BEARS: 10/16/2011 vs. Minnesota (Devin Hester, 98 yards)

By Opp.: 9/15/2013 vs. Minnesota (Cordarrelle Patterson, 105 yards)

## BEARS UPDATED "THE LAST TIME..."

### 150 or More Kickoff Return Yards by Individual

By BEARS: 9/15/2013 vs. Minnesota (Devin Hester, 249 yards on 5 returns)  
Time prior: 12/28/2008 at Houston (Danieal Manning, 187 yards on 6 returns)  
By Opp.: 12/10/2010 at Minnesota (Lorenzo Booker, 187 yards on 8 returns)  
Time prior: 11/14/2010 vs. Minnesota (Percy Harvin, 151 yards on 6 returns)

### Recovered Own Onside Kick

By BEARS: 9/29/2003 vs. Green Bay (Ahmad Merritt recovered Paul Edinger kick)  
By Opp.: 12/4/2013 at Green Bay (Jamari Lattimore recovered Mason Crosby kick)  
11/7/2004 at N.Y. Giants (Jack Brewer recovered Steve Christie kick)

### 5 Field Goals Made

By BEARS: 10/20/1968 at Philadelphia (Mac Percival, 5 for 5)  
By Opp.: 10/28/2012 vs. Carolina (Justin Medlock, 5 for 5)

### 4 Field Goals Made

By BEARS: 12/30/2012 at Detroit (Olindo Mare, 4 for 5)  
**By Opp.: 9/22/2014 at N.Y. Jets (Nick Folk, 4 for 4)**  
Time prior to that: 10/6/2013 vs. New Orleans (Garrett Hartley, 4 for 4)

### 3 Field Goals Made

By BEARS: 12/9/2013 vs. Dallas (Robbie Gould, 3 for 3)  
Time prior: 11/17/2013 vs. Baltimore (Robbie Gould, 3 for 3)  
**By Opp.: 9/22/2014 at N.Y. Jets (Nick Folk, 4 for 4)**  
Time prior: 12/1/2013 at Minnesota (Blair Walsh, 3 for 4)

### FG Made of 50-or-More Yards

By BEARS: 12/22/2013 at Philadelphia (Robbie Gould, 50 yards)  
Time prior: 10/10/2013 vs. N.Y. Giants (Robbie Gould, 52 yards)  
**By Opp.: 10/12/2014 at Atlanta (Matt Bryant, 54 yards)**  
**Time prior: 10/12/2014 at Atlanta (Matt Bryant, 52 yards)**



## BEARS UPDATED CAREER RECORDS

### CAREER COACHING RECORDS

	Years	Overall W-L-T (Pct.)	Regular W-L-T	Post-season W-L
1. George Halas .....	1920-29; 33-42; 46-55; 58-67	324-151-31 (.682)	318-148-31	6-3
2. Mike Ditka .....	1982-92	112-68-0 (.622)	106-62-0	6-6
3. Lovie Smith .....	2004-12	84-66-0 (.560)	81-63-0	3-3
4. Dave Wannstedt .....	1993-98	41-57-0 (.418)	40-56-0	1-1
5. Dick Jauron .....	1999-2003	35-46-0 (.432)	35-45-0	0-1
6. Neill Armstrong .....	1978-81	30-35-0 (.462)	30-34-0	0-1
7. Ralph Jones .....	1930-32	24-10-7 (.706)	24-10-7	None
8. Heartley "Hunk" Anderson/ Luke Johnsos (co-coaches)	1942-45	24-12-2 (.667)	23-11-2	1-1
9. Jack Pardee .....	1975-77	20-23-0 (.465)	20-22-0	0-1
10. Jim Dooley .....	1968-71	20-36-0 (.357)	20-36-0	None
11. John "Paddy" Driscoll .....	1956-57	14-10-1 (.583)	14-9-1	0-1
12. Abe Gibron .....	1972-74	11-30-1 (.274)	11-30-1	None
13. Marc Trestman .....	2013-14	11-12-0 (.478)	11-12-0	None
<b>TOTALS</b>	<b>1920-2014</b>	<b>750-556-42 (.572)</b>	<b>733-538-42</b>	<b>17-18</b>

### CAREER SCORING

	Years	Ru	Rec	Ret	PAT	FG	2pts	Pts
1. Kevin Butler (k) .....	1985-95	0	0	0	387/397	243/333	0	1,116
2. <b>Robbie Gould (k)</b> .....	<b>2005-14</b>	<b>0</b>	<b>0</b>	<b>0</b>	<b>340/343</b>	<b>242/281</b>	<b>0</b>	<b>1,066</b>
3. Walter Payton (hb) .....	1975-87	110	15	0	0	0	0	750
4. Bob Thomas (k) .....	1975-84	0	0	0	245/268	128/205	0	629
5. George Blanda (k-qb) .....	1949-58	5	0	0	247/250	88/201	0	541
6. Paul Edinger (k) .....	2000-04	0	0	0	133/133	110/146	0	463
7. Mac Percival (k) .....	1967-73	0	0	0	159/162	99/182	0	456
8. Neal Anderson (rb) .....	1986-93	51	20	0	0	0	0	426
9. Roger Leclerc (k) .....	1960-66	0	0	0	152/158	75/146	0	377
10. Jack Manders (fb-lb-hb-db-k) .....	1933-40	11	6	2	133/*	40/*	0	367
11. Rick Casares (fb) .....	1955-64	49	10	0	0	0	0	354
12. Gale Sayers (rb) .....	1965-71	39	9	8	0	0	0	336
13. <b>Matt Forté</b> .....	<b>2008-14</b>	<b>38</b>	<b>14</b>	<b>0</b>	<b>0/0</b>	<b>0/0</b>	<b>3</b>	<b>318</b>
14. Ken Kavanaugh (e) .....	1940-41; 45-50	0	50	2	1/1	0	0	313
15. Johnny Lujack (qb-k) .....	1948-51	21	0	0	130/136	4/9	0	268
16. Jeff Jaeger (k) .....	1996-99	0	0	0	77/78	63/83	0	266
17. Joe Sternaman (qb-k) .....	1922-25; 27-30	21	4	0	56/*	13/*	0	251
18. Harlon Hill (e) .....	1954-61	0	40	0	0	0	0	240
19. George McAfee (hb-db) .....	1940-41; 45-50	22	11	6	0	0	0	234
20. Ray "Scooter" McLean (hb-db-k) ...	1940-47	6	21	3	45/54	0/1	0	225

\* figures not available

### CAREER INTERCEPTIONS

	Years	Int	Yards	Avg	TD
1. Gary Fencik (s) .....	1976-87	38	483	12.7	1
2. Richie Petitbon (s) .....	1959-68	37	643	17.4	3
3. <b>Charles Tillman (cb)</b> .....	<b>2003-14</b>	<b>36</b>	<b>675</b>	<b>18.8</b>	<b>8</b>
4. Donnell Woolford (cb) .....	1989-96	32	212	6.6	1
5. Bennie McRae (cb) .....	1962-70	27	485	18.0	4
6. Dave Whitsell (cb) .....	1961-66	26	397	15.3	2
7. George McAfee (db) .....	1940-41; 45-50	25	350	14.0	1
8. JC Caroline (db) .....	1956-65	24	405	16.9	2
Doug Buffone (lb) .....	1966-79	24	211	8.8	0
10. Roosevelt Taylor (s) .....	1961-69	23	414	18.0	3
11. Brian Urlacher (lb) .....	2000-12	22	324	14.7	2
Dick Butkus (lb) .....	1965-73	22	166	7.5	0
Allan Ellis (cb) .....	1973-77; 79-80	22	185	8.4	1



## BEARS UPDATED CAREER RECORDS

### CAREER RUSHING

	Years	Att	Yards	Avg	TD
1. Walter Payton.....	1975-87	3,838	16,726	4.4	110
<b>2. Matt Forté.....</b>	<b>2008-14</b>	<b>1,662</b>	<b>7,114</b>	<b>4.3</b>	<b>38</b>
3. Neal Anderson.....	1986-93	1,515	6,166	4.1	51
4. Rick Casares (fb).....	1955-64	1,386	5,657	4.1	49
5. Gale Sayers.....	1965-71	991	4,956	5.0	39
6. Thomas Jones.....	2004-06	850	3,493	4.1	22
7. Anthony Thomas.....	2001-04	858	3,332	3.9	21
8. Roland Harper (fb).....	1975-78; 80-82	757	3,044	4.0	15
9. Willie Galimore.....	1957-63	670	2,985	4.5	26
10. Matt Suhey (fb).....	1980-89	829	2,946	3.6	20
11. Ronnie Bull (hb/fb).....	1962-70	787	2,871	3.7	9
12. Bronko Nagurski (fb).....	1930-37; 43	633	2,778	4.4	18
13. Bobby Douglass (qb).....	1969-75	373	2,470	6.6	20
14. Ray Noling.....	1936-43	508	2,285	4.5	16
15. Raymont Harris.....	1994-97	592	2,245	3.8	15
16. George Gulyanics.....	1947-52	609	2,081	4.1	19
17. Brad Muster (fb).....	1988-92	455	2,014	4.4	20
18. James Allen.....	1998-2001	515	1,978	3.8	4
19. Gary Famiglietti.....	1938-45	505	1,927	3.8	20
20. Beattie Feathers.....	1934-37	320	1,846	5.8	14
21. Bill Osmanski (fb).....	1939-43; 46-47	368	1,753	4.8	20
22. George McAfee.....	1940-41; 45-50	341	1,685	4.9	22
23. Rashaan Salaam.....	1995-97	470	1,682	3.6	13
24. Jim Harbaugh (qb).....	1987-93	296	1,609	5.4	15
25. Cedric Benson.....	2005-07	420	1,593	3.8	10

### CAREER PASSING

(400+ Attempts)	Years	Att	Cmp	Cmp%	Yards	Y/Att	TD	TD%	Int	Int%	Rating
<b>1. Jay Cutler.....</b>	<b>2009-14</b>	<b>2,353</b>	<b>1,435</b>	<b>61.0</b>	<b>16,779</b>	<b>7.13</b>	<b>115</b>	<b>4.9</b>	<b>82</b>	<b>3.5</b>	<b>84.4</b>
2. Erik Kramer.....	1994-98	1,557	913	58.6	10,582	6.80	63	4.0	45	2.9	80.7
3. Jim McMahon.....	1982-88	1,513	874	57.8	11,203	7.37	67	4.4	56	3.7	80.4
4. Jim Miller.....	1999-2002	965	565	58.5	5,867	6.08	34	3.5	26	2.7	76.7
5. Shane Matthews.....	1993-96; 99-01	599	366	61.1	3,461	5.78	19	3.2	18	3.0	75.1
6. Sid Luckman.....	1939-50	1,744	904	51.8	14,686	8.42	137	7.9	132	7.6	75.0
7. Jim Harbaugh.....	1987-93	1,759	1,023	58.1	11,567	6.58	50	2.8	56	3.2	74.2
8. Bill Wade.....	1961-66	1,407	767	54.5	9,958	7.08	68	4.8	66	4.7	73.4
9. Rudy Bukich.....	1958-59; 62-68	878	474	54.0	6,254	7.12	46	5.2	45	5.1	72.8
10. Kyle Orton.....	2005-08	913	505	55.3	5,319	5.83	30	3.3	27	3.1	71.1
11. Rex Grossman.....	2003-08	962	521	54.2	6,164	6.41	33	3.4	35	3.6	70.1
12. Cade McNown.....	1999-2000	515	281	54.6	3,111	6.04	16	3.1	19	3.7	67.7
13. Johnny Lujack.....	1948-51	808	404	50.0	6,295	7.79	41	5.1	54	6.7	65.3
14. Mike Tomczak.....	1985-90	915	454	49.6	6,247	6.83	33	3.6	47	5.1	62.5
Ed Brown.....	1954-61	1,246	607	48.7	9,698	7.78	63	5.1	88	7.1	62.5

### CAREER SACKS (SINCE 1982)

	Years	Sacks
1. Richard Dent.....	1983-93; 95	124.5
2. Steve McMichael.....	1982-93	92.5
3. Dan Hampton.....	1982-90	57.0
4. Alex Brown.....	2002-09	43.5
5. Trace Armstrong.....	1989-94	42.0
Adewale Ogunleye.....	2004-09	42.0
7. Brian Urlaher.....	2000-12	41.5
8. Jim Flanigan.....	1994-2000	40.5
9. Julius Peppers.....	2010-13	38.0
10. Otis Wilson.....	1982-87	36.0

### CAREER FIELD GOALS

	Years	FG	FGA	Pct.
1. Kevin Butler.....	1985-95	243	333	72.9
<b>2. Robbie Gould..</b>	<b>2005-14</b>	<b>242</b>	<b>281</b>	<b>86.1</b>
3. Bob Thomas.....	1975-84	128	205	62.4
4. Paul Edinger.....	2000-04	110	146	75.3
5. Mac Percival.....	1967-73	99	182	54.4

# BEARS UPDATED CAREER RECORDS

## CAREER RECEIVING

— YARDS —					
	Years	Yards	Receptions	Avg	TD
1. Johnny Morris (wr).....	1958-67	5,059	356	14.2	31
2. Harlon Hill (wr).....	1954-61	4,616	226	20.4	40
3. Walter Payton (rb).....	1975-87	4,538	492	9.2	15
4. Mike Ditka (te).....	1961-66	4,503	316	14.3	34
5. Curtis Conway (wr).....	1993-99	4,498	329	13.7	31
6. Marty Booker (wr).....	1999-2003; 08	3,895	329	11.8	25
7. Willie Gault (wr).....	1983-87	3,650	184	19.8	27
8. Ken Kavanaugh (e).....	1940-41; 45-50	3,626	162	22.4	50
9. Dick Gordon (wr).....	1965-71	3,550	238	14.9	35
<b>10. Matt Forté (rb).....</b>	<b>2008-14</b>	<b>3,355</b>	<b>393</b>	<b>8.5</b>	<b>14</b>
11. James Scott (wr).....	1976-80; 82	3,202	177	18.1	20
12. Jim Dooley (wr).....	1952-54; 56-57; 59-62	3,172	211	15.0	16
<b>13. Brandon Marshall (wr).....</b>	<b>2012-14</b>	<b>3,152</b>	<b>249</b>	<b>12.7</b>	<b>28</b>
14. Jim Keane (e).....	1946-51	3,031	206	14.7	23
15. Wendell Davis (wr).....	1988-93	3,000	207	14.5	14
16. Dennis McKinnon (wr).....	1983-85; 87-89	2,840	180	15.8	21
17. Bobby Engram (wr).....	1996-2000	2,831	246	11.5	17
18. Bill McColl (e).....	1952-59	2,815	201	14.0	25
19. Devin Hester (wr).....	2006-13	2,807	217	12.9	14
20. Neal Anderson (rb).....	1986-93	2,763	302	9.1	20
21. Emery Moorehead (te).....	1981-88	2,730	200	13.7	14
22. Marcus Robinson (wr).....	1998-2002	2,695	187	14.4	20
23. Desmond Clark (te).....	2003-10	2,639	242	10.9	18
<b>24. Alshon Jeffery (wr).....</b>	<b>2012-14</b>	<b>2,292</b>	<b>146</b>	<b>15.7</b>	<b>12</b>
25. Earl Bennett (wr).....	2008-13	2,277	185	12.3	12

— RECEPTIONS —					
	Years	Receptions	Yards	Avg	TD
1. Walter Payton (rb).....	1975-87	492	4,538	9.2	15
<b>2. Matt Forté (rb).....</b>	<b>2008-14</b>	<b>393</b>	<b>3,355</b>	<b>8.5</b>	<b>14</b>
3. Johnny Morris (wr).....	1958-67	356	5,059	14.2	31
4. Marty Booker (wr).....	1999-2003; 08	329	3,895	11.8	25
Curtis Conway (wr).....	1993-99	329	4,498	13.7	31
6. Mike Ditka (te).....	1961-66	316	4,503	14.3	34
7. Neal Anderson (rb).....	1986-93	302	2,763	9.1	20
8. Matt Suhey (fb).....	1980-89	259	2,109	8.1	5
<b>9. Brandon Marshall (wr).....</b>	<b>2012-14</b>	<b>249</b>	<b>3,152</b>	<b>12.7</b>	<b>28</b>
10. Bobby Engram (wr).....	1996-2000	246	2,831	11.5	17
11. Desmond Clark (te).....	2003-10	242	2,639	10.9	18
12. Dick Gordon (wr).....	1965-71	238	3,550	14.9	35
13. Harlon Hill (wr).....	1954-61	226	4,616	20.4	40
14. Devin Hester (wr).....	2006-13	217	2,807	12.9	14
15. Jim Dooley (wr).....	1952-54; 56-57; 59-62	211	3,172	15.0	16
16. Wendell Davis (wr).....	1988-93	207	3,000	14.5	14
17. Jim Keane (e).....	1946-51	206	3,031	14.7	23
18. Bill McColl (e).....	1952-59	201	2,815	14.0	25
19. Emery Moorehead (te).....	1981-88	200	2,730	13.7	14
20. Greg Olsen (te).....	2007-10	194	1,981	10.2	20
21. Marcus Robinson (wr).....	1998-2002	187	2,695	14.4	20
22. Earl Bennett (wr).....	2008-13	185	2,277	12.3	11
23. Willie Gault (wr).....	1983-87	184	3,650	19.8	27
24. Rick Casares (fb).....	1955-64	182	1,538	8.5	10
25. Dennis McKinnon (wr).....	1983-85; 87-89	180	2,840	15.8	21

## BEARS UPDATED CAREER RECORDS

### CAREER KICKOFF RETURNS

(25+ Returns)	Years	Returns	Yards	Avg	TD
1. Devin Hester.....	2006-13	222	5,504	24.8	5
2. Glyn Milburn.....	1998-2001	192	4,596	23.9	2
3. Dennis Gentry.....	1982-92	192	4,353	22.7	3
4. Jerry Azumah.....	1999-2005	119	2,885	24.2	2
5. Gale Sayers.....	1965-71	91	2,781	30.6	6
6. Danieal Manning.....	2006-10	101	2,711	26.8	1
7. Cecil Turner.....	1968-73	108	2,616	24.2	4
8. Ron Smith.....	1965; 70-72	85	2,263	26.6	1
9. Brian Baschnagel.....	1976-84	89	2,104	23.6	0
10. Nate Lewis.....	1994-95	77	1,778	23.1	0
11. Charlie Bivins.....	1960-66	62	1,531	24.7	0
12. Johnny Knox.....	2009-11	55	1,506	27.4	1
13. Thomas Sanders.....	1985-89	79	1,497	18.9	1
14. Ahmad Merritt.....	2001-03	65	1,434	22.1	0
15. Rashied Davis.....	2005-10	70	1,366	19.5	0

### CAREER PUNT RETURNS

(25+ Returns)	Years	Returns	Yards	Avg	TD
1. Devin Hester.....	2006-13	264	3,241	12.3	*13
2. George McAfee.....	1940-41; 45-50	112	1,431	12.8	2
3. Dennis McKinnon.....	1983-85; 87-89	127	1,171	9.2	3
4. Jeff Fisher.....	1981-84	123	1,137	9.2	1
5. R.W. McQuarters.....	2000-04	93	983	10.6	2
6. Glyn Milburn.....	1998-2001	94	970	10.3	1
7. Johnny Morris.....	1958-67	104	893	8.6	1
8. Steve Schubert.....	1975-79	103	866	8.4	3
9. Virgil Livers.....	1975-79	86	738	8.6	0
10. Johnny Bailey.....	1990-91	72	680	9.4	1
11. J.R. Boone.....	1948-51	56	635	11.3	0
12. Ray "Scooter" McLean.....	1940-47	42	622	14.8	3
13. Leon Johnson.....	2001-02	56	543	9.7	0
14. Ron Smith.....	1965; 70-72	86	485	5.6	0
15. Lew Barnes.....	1986	59	482	8.5	0

\* NFL Record

### CAREER PUNTING

(75+ Punts)	Years	Punts	Yards	Gross Avg
1. George Gulyanics.....	1947-52	113	5,032	44.5
2. Adam Podlesh.....	2011-13	238	10,065	42.3
3. Todd Sauerbrun.....	1995-99	328	13,849	42.2
4. Bobby Joe Green.....	1962-73	833	35,057	42.1
5. Brad Maynard.....	2001-10	878	36,781	41.9
6. Fred "Curley" Morrison.....	1950-53	243	10,170	41.9
7. Bryan Wagner.....	1987-88	115	4,743	41.2
8. Maury Buford.....	1985-86; 89-91	354	14,491	40.9
9. Ed Brown.....	1954-61	343	13,912	40.6
10. Dave Finzer.....	1984	83	3,328	40.1

# CHICAGO BEARS

## 2014 BIO BITS



TM

Bio Bits .....	C2-C52
Bios not in the media guide .....	C53-C56



69

JARED ALLEN

Ht: 6-6

Age: 32

Bears Season: 1

Acquired: Unrestricted free agent in 2014 (MIN)

Wt: 270

College: Idaho State

NFL Season: 11

DEFENSIVE END

- 2014:**
  - Tied for the team lead in TFLs (2)
  - Tallied 2 tackles in his first game as a Bear **vs. BUF (9/7)**
  - Credited with 2 tackles and 1 FF **at SF (9/14)**
  - Collected 8 tackles **@ NYJ (9/22)**
  - Inactive due to illness **vs. GB (9/28)**
  - Led the d-line in tackles with 7, including 1 TFL... Added 1 PBU **@ CAR (10/5)**
  - Credited with 4 tackles, including 1 sack **@ ATL (10/12)**
- Credited with 5 tackles, including a ½ sack **vs. MIA (10/19)**

#### 2014 CHICAGO BEARS

Date	W/L	Opp.	Tkls-S	Sk-YL	INT-Yds	PD	FF	FR	TFL
9/7*	L	BUF	2-1	0-0	0-0	0	0	0	0
9/14*	W	at SF	2-2	0-0	0-0	0	0	0	1
9/22*	W	at NYJ	8-5	0-0	0-0	0	0	0	0
9/28	L	GB	INACTIVE						
10/5*	L	at CAR	7-6	0-0	0-0	1	0	0	0
10/12*	W	at ATL	4-4	1-4	0-0	0	0	0	0
10/19*	L	MIA	5-3	0.5-4	0-0	0	0	0	0
10/26		at NE							
11/9		at GB							
11/16		MIN							
11/23		TB							
11/27		at DET							
12/4		DAL							
12/15		NO							
12/21		DET							
12/28		at MIN							
<b>Totals</b>	<b>3-4</b>		<b>28-21</b>	<b>1.5-8</b>	<b>0-0</b>	<b>1</b>	<b>0</b>	<b>0</b>	<b>1</b>

#### JARED ALLEN'S NFL STATISTICS

##### REGULAR SEASON

				Tackles					Interceptions					Fumbles			Misc.	
Year	Team	GP	GS	Tot	S	A	Sk	Yds	No	Yds	Lg	TD	PD	FF	FR	Yds	TFL	STT
2004	Kansas City	15	10	31	29	2	9.0	47.0	0	0	0	0	0	0	0	0	-	0
2005	Kansas City	16	15	58	51	7	11.0	65.0	0	0	0	0	5	7	2	0	-	0
2006	Kansas City	16	16	76	64	12	7.5	58.5	1	3	3	0	10	3	6	24	-	0
2007	Kansas City	14	14	65	56	9	15.5	111.0	0	0	0	0	11	3	0	0	-	0
2008	Minnesota	16	16	54	41	13	14.5	102.5	0	0	0	0	3	3	0	0	20	1
2009	Minnesota	16	16	51	43	8	14.5	97.5	1	-4	-4	0	4	5	3	54	19	0
2010	Minnesota	16	16	60	45	15	11.0	41.5	2	40	36t	1	6	1	1	0	14	0
2011	Minnesota	16	16	65	47	18	22.0	150.5	1	14	14	0	3	4	4	6	21	1
2012	Minnesota	16	16	46	36	10	12.0	63.0	0	0	0	0	3	1	1	0	17	0
2013	Minnesota	16	16	52	33	19	11.5	74.0	0	0	0	0	6	2	0	0	13	0
2014	Chicago	6	6	28	21	7	1.5	8.0	0	0	-	0	1	1	0	0	2	0
NFL Totals		163	157	586	466	120	130.0	818.5	5	53	36t	1	52	30	17	84	106	2

**ADDITIONAL STATS:** Touchdowns 4 - 2-yard reception vs. SD (12/2/07); 1-yard receptions at DET (12/23/07); 52-yard fumble return at STL ( 10/11/09); 36-yard INT return at DET (1/2/11). **Receiving: 2 catches for 3 yards, 2 TDs** - 2007 (2 for 3 yards, 2 TDs).

##### SEASON / CAREER / PLAYOFF HIGHS

	2014	Career	Playoff
<b>Tackles</b> .....	8, at NYJ (9/22)	10, at OAK (10/21/07)	8, at IND (1/6/07)
<b>Solos</b> .....	6, at CAR (10/5)	9, at OAK (10/21/07)	6, at IND (1/6/07)
<b>Sacks</b> .....	1, at ATL (10/12)	4.5, vs. GB (10/5/09)	2, vs. PHI (1/4/09)



#### 2014:

- Amongst TE's, ranks tied for 1st in catches (41), 3rd in yards (422), tied for 5th in TDs (4) and 3rd in YAC (197)
- Tied for the team lead in receptions with 8 for 70 yards (8.8 avg) and 1 TD **vs. BUF (9/7)**
- Led the Bears in receptions for the 2nd consecutive week with 7 catches for 37 yards (5.3 avg) and 1 TD **@ SF (9/14)**
- Finished with 54 yards receiving on 5 catches and 2 TDs (10.8 avg) **@ NYJ (9/22)**
- Completed his first 100-yard receiving game, tallying a team high 9 receptions for 134 yards **(14.9 avg) vs. GB (9/28)**

- Totaled 3 catches for 17 yards (5.7 avg) **@ CAR (10/5)**
- Tallied 4 catches for 52 yards (13.0 avg) **at ATL (10/12)**
- Finished with 5 receptions for 58 yards (11.6 avg) **vs. MIA (10/19)**

#### 2014 CHICAGO BEARS

Date	W/L	Opp.	Rec	Yds	Avg	Long	TD
9/7*	L	BUF	8	70	8.8	17	1
9/14	W	at SF	7	37	5.3	10	1
9/22*	W	at NYJ	5	54	10.8	16	2
9/28*	L	GB	9	134	14.9	27	0
10/5*	L	at CAR	3	17	17.0	17	0
10/12*	W	at ATL	4	52	13.0	25	0
10/19*	L	MIA	5	58	11.6	21	0
10/26		at NE					
11/9		at GB					
11/16		MIN					
11/23		TB					
11/27		at DET					
12/4		DAL					
12/15		NO					
12/21		DET					
12/28		at MIN					
<b>Totals</b>	<b>2-4</b>		<b>41</b>	<b>422</b>	<b>10.3</b>	<b>27</b>	<b>4</b>

#### MARTELLUS BENNETT'S NFL STATISTICS

##### REGULAR SEASON

Year	Team	GP-GS	Rec	Yds	Avg	Lg	TD
2008	Dallas	16-7	20	283	14.2	37	4
2009	Dallas	14-6	15	159	10.6	21	0
2010	Dallas	16-11	33	260	7.9	32	0
2011	Dallas	14-7	17	144	8.5	15	0
2012	N.Y. Giants	16-16	55	626	11.4	33t	5
2013	Chicago	16-15	65	759	11.7	43	5
2014	Chicago	7-6	41	422	10.3	27	4
<b>Bears totals</b>		<b>23-21</b>	<b>106</b>	<b>1,181</b>	<b>11.1</b>	<b>43</b>	<b>9</b>
<b>NFL totals</b>		<b>99-68</b>	<b>246</b>	<b>2,653</b>	<b>10.8</b>	<b>43</b>	<b>18</b>

**ADDITIONAL STATS:** Kickoff Returns - 1 for 13; 2012 (1 for 13). Fumble recoveries - 1: 2010 (1).

##### SEASON / CAREER / PLAYOFF HIGHS

	2014	Career	Playoff
<b>Receptions</b> .....	9, vs. GB (9/28).....	Same .....	3, at MIN (1/17/10)
<b>Receiving Yards</b> .....	134, vs. GB (9/28).....	Same .....	27, at MIN (1/17/10)
<b>Longest Reception</b> .....	27, vs. GB (9/28).....	43, vs. BAL (11/17/13) .....	17, at MIN (1/17/10)
<b>Receivng TDs</b> .....	2, at NYJ (9/22) .....	2, twice .....	None





57

JONATHAN BOSTIC

Ht: 6-1

Age: 23

Bears Season: 2

Acquired: 2nd round of the 2013 draft

Wt: 245

College: Florida

NFL Season: 2

LINEBACKER

#### 2014:

- Paced the LBs in tackles with 8 **vs. BUF (9/7)**
- Picked-up 7 tackles, including 1 TFL **at SF (9/14)**
- Recorded a team high 14 tackles and 2 PBUs **@ NYJ (9/22)**
- Finished with 4 tackles **vs. GB (9/28)**
- Totaled 7 tackles **@ CAR (10/5)**
- Inactive with a back injury weeks 6-7

#### 2014 CHICAGO BEARS

Date	W/L	Opp.	Tkls-S	Sk-YL	INT-Yds	PD	FF	FR	TFL
9/7	L	BUF	8-4	0-0	0-0	0	0	0	0
9/14	W	at SF	7-4	0-0	0-0	0	0	0	1
9/22*	W	at NYJ	14-7	0-0	0-0	2	0	0	0
9/28*	L	GB	4-3	0-0	0-0	0	0	0	0
10/5*	L	at CAR	7-3	0-0	0-0	0	0	0	0
10/12	W	at ATL			INACTIVE				
10/19	L	MIA			INACTIVE				
10/26		at NE							
11/9		at GB							
11/16		MIN							
11/23		TB							
11/27		at DET							
12/4		DAL							
12/15		NO							
12/21		DET							
12/28		at MIN							
<b>Totals</b>	<b>1-2</b>		<b>40-21</b>	<b>0-0</b>	<b>0-0</b>	<b>2</b>	<b>0</b>	<b>0</b>	<b>1</b>

#### JONATHAN BOSTIC'S CAREER STATISTICS

Year	Team	GP	GS	Tackles					Interceptions					Fumbles			Misc.	
				Tot	S	A	Sk	Yds	No	Yds	Lg	TD	PD	FF	FR	Yds	TFL	STT
2013	Chicago	16	9	76.5	46	24	2.0	9.0	1	0	0	0	0	0	1	0	4.5	3
2014	Chicago	5	3	40.0	21	19	0	0	0	0	-	0	2	0	0	0	1.0	0
<b>NFL Totals</b>		<b>21</b>	<b>12</b>	<b>116.5</b>	<b>67</b>	<b>43</b>	<b>2.0</b>	<b>9.0</b>	<b>1</b>	<b>0</b>	<b>0</b>	<b>0</b>	<b>2</b>	<b>0</b>	<b>1</b>	<b>0</b>	<b>5.5</b>	<b>3</b>

#### SEASON / CAREER / PLAYOFF HIGHS

	2014	Career	Playoff
<b>Tackles</b> .....	14, at NYJ (9/22).....	Same .....	None
<b>Solos</b> .....	7, at NYJ (9/22) .....	7, three times.....	None
<b>Tackles For Loss</b> .....	1, at SF (9/14).....	1, five times .....	None
<b>Interceptions</b> .....	None.....	1, vs. BAL (11/17/13).....	None
<b>Sacks</b> .....	None.....	2, at MIN (12/1/13).....	None



55

LANCE BRIGGS

Ht: 6-1

Age: 33

Bears Season: 12

Acquired: 3rd round of the 2003 draft

Wt: 244

College: Arizona

NFL Season: 12

LINEBACKER

#### 2014:

- 1st on the team in tackles (44)
- Recorded 5 tackles **vs. BUF (9/7)**
- Led the team in tackles with 13, including 1 TFL **at SF (9/14)**
- Tallied 9 tackles **@ NYJ (9/22)**
- Led the team in tackles with **8 vs. GB (9/28)**
- Led the Bears in tackles with 9, including a ½ TFL...  
Added 1 INT and 1 PBU **@ CAR (10/5)**

- Inactive with a rib injury weeks 6-7

#### 2014 CHICAGO BEARS

Date	W/L	Opp.	Tkls-S	Sk-YL	INT-Yds	PD	FF	FR	TFL
9/7*	L	BUF	5-1	0-0	0-0	0	0	0	0
9/14*	W	at SF	13-7	0-0	0-0	0	0	0	1
9/22*	W	at NYJ	9-4	0-0	0-0	0	0	0	0
9/28*	L	GB	8-4	0-0	0-0	0	0	0	0
10/5*	L	at CAR	9-2	0-0	1-2	1	0	0	0.5
10/12	W	at ATL			INACTIVE				
10/19	L	MIA			INACTIVE				
10/26		at NE							
11/9		at GB							
11/16		MIN							
11/23		TB							
11/27		at DET							
12/4		DAL							
12/15		NO							
12/21		DET							
12/28		at MIN							
<b>Totals</b>	<b>2-3</b>		<b>44-18</b>	<b>0-0</b>	<b>1-2</b>	<b>1</b>	<b>0</b>	<b>0</b>	<b>1.5</b>

#### LANCE BRIGGS' NFL STATISTICS

##### REGULAR SEASON

Year	Team	GP	GS	Tackles					Interceptions					Fumbles			Misc.	
				Tot	S	A	Sk	Yds	No	Yds	Lg	TD	PD	FF	FR	Yds	TFL	STT
2003	Chicago	16	13	81	62	19	0.0	0.0	1	45	45t	1	4	0	0	0	5	2
2004	Chicago	16	16	168	112	56	0.5	1.5	1	38	38t	1	5	0	0	11	10	0
2005	Chicago	16	16	170	86	84	2.0	12.0	2	30	20	1	13	3	2	0	8	0
2006	Chicago	16	16	176	117	59	1.0	4.0	2	18	18	0	9	4	1	0	10	0
2007	Chicago	14	14	140	80	60	2.0	7.0	0	0	0	0	1	2	1	0	10	0
2008	Chicago	16	16	136	83	53	0.5	6.5	3	12	9	0	7	1	2	21	9	0
2009	Chicago	15	15	147	97	50	2.5	18.5	1	0	0	0	2	0	0	0	7	0
2010	Chicago	15	15	121	75	46	2.0	10.0	2	1	1	0	7	2	1	0	7	0
2011	Chicago	16	16	147	86	61	0.0	0.0	1	0	0	0	3	2	0	0	8	0
2012	Chicago	16	16	128	77	51	1.5	8.0	2	110	74t	2	10	2	0	0	9	0
2013	Chicago	9	9	87	51	23	3.0	21.0	0	0	0	0	5	2	0	0	10	0
2014	Chicago	5	5	44.0	18	26	0.0	0.0	1	2	-	0	1	0	0	0	1.5	0
<b>NFL totals</b>		<b>170</b>	<b>167</b>	<b>1545</b>	<b>944</b>	<b>588</b>	<b>15.0</b>	<b>88.5</b>	<b>16</b>	<b>256</b>	<b>74t</b>	<b>5</b>	<b>67</b>	<b>18</b>	<b>7</b>	<b>32</b>	<b>94.5</b>	<b>2</b>

**ADDITIONAL STATS:** Touchdowns - 6: 45-yard INT return at GB (12/7/03); 38-yard INT return at DET (12/26/04); 10-yard INT return at GB (12/25/05); 21-yard fumble recovery at IND (9/7/08); 74-yard INT return at DAL (10/1/12); 36-yard INT return at JAX (10/7).

##### SEASON / CAREER / PLAYOFF HIGHS

	2014	Career	Playoff
<b>Tackles</b> .....	13, at SF (9/14)	19, two times	13, two times
<b>Solos</b> .....	7, at SF (9/14)	15, two times	11, vs. IND (SB XLI)
<b>Tackles For Loss</b> .....	1, at SF (9/14)	4, vs. NO (10/6)	1, four times
<b>Interceptions</b> .....	1, at CAR (10/5)	2, at STL (11/23/08)	1, vs. GB (1/23/11)
<b>Longest INT Return</b> .....	2, at CAR (10/5)	45t, at GB (12/7/03)	4, vs. GB (1/23/11)
<b>Pass Defenses</b> .....	1, at CAR (10/5)	3, vs. GB (12/4/05)	1, two times





62

EBEN BRITTON

Ht: 6-6

Age: 26

Bears Season: 2

Acquired: Unrestricted free agent in 2013 (JAX)

Wt: 308

College: Arizona

NFL Season: 6

GUARD/TACKLE

**2014:**

- Appeared as a sub weeks 2-7

EBEN BRITTON'S NFL STATISTICS

**REGULAR SEASON**

**GAMES PLAYED-STARTED - 56-34 BEARS CAREER - 19-4:** 2009 JAX (15-15); 2010 JAX (7-7); 2011 JAX (4-3); 2012 JAX (11-5); 2013 CHI (13-4); 2014 (6-0)



74

JERMON BUSHROD

Ht: 6-5

Age: 29

Bears Season: 2

Acquired: Unrestricted free agent in 2013 (NO)

Wt: 320

College: Towson

NFL Season: 8

TACKLE

**2014:**

- Started at LT weeks 1-4, 7
- Inactive with a knee/ankle injury weeks 5-6

JERMON BUSHROD'S NFL STATISTICS

**REGULAR SEASON**

**GAMES PLAYED-STARTED - 87-83 BEARS CAREER - 21-21:** 2007 NO (1-0); 2008 NO (2-0); 2009 NO (15-14); 2010 NO (16-16); 2011 NO (16-16); 2012 NO (16-16); 2013 CHI (16-16); 2014 CHI (5-5)



44

JEREMY CAIN

Ht: 5-10

Age: 34

Bears Season: 2

Acquired: Unrestricted free agent in 2014 (TB)

Wt: 207

College: Massachusetts

NFL Season: 8

LONG SNAPPER

**2014:**

- Tallied 1 STT @ NYJ (9/22)

JEREMY CAIN'S NFL STATISTICS

**GAMES PLAYED-STARTED - 90-0:** 2004 (5-0); 2005 (3-0); 2007 (9-0); 2009 (16-0); 2010 (16-0); 2011 (16-0); 2012 (16-0); 2013 (2-0); 2014 (7-0)

**Special Teams Tackles -- 10:** 2004 (2); 2005 (6); 2007 (1); 2014 (1)



25

KA'DEEM CAREY

Ht: 5-10

Age: 21

Wt: 207

College: Arizona

Acquired: 4th round of the 2014 draft (117th overall)

RUNNING BACK

2014:

- Carried the ball once for 4 yards in his NFL debut **vs. BUF (9/7)**
- Entered the game as a sub **@ SF (9/14)**
- Carried the ball once for no gain **@ NYJ (9/22)**
- Gained 72 yards on 14 attempts (5.1 avg) **vs. GB (9/28)**
- Ran the ball twice for 2 yards **@ CAR (10/5)**
- Picked up 19 yards on 4 rushing attempts (4.8 avg) **at ATL (10/12)**

2014 CHICAGO BEARS

Date	W/L	Opp.	Rush	Yds	Avg.	Lg	TD	Rec	Yds	Avg.	Lg	TD
9/7	L	BUF	1	4	4.0	4	0	0	0	-	-	0
9/14	W	at SF	0	0	-	-	0	0	0	-	-	0
9/22	W	at NYJ	1	0	-	-	0	0	0	-	-	0
9/28	L	GB	14	72	5.1	13	0	0	0	-	-	0
10/5	L	at CAR	2	2	1.0	2	0	0	0	-	-	0
10/12	W	at ATL	4	19	4.8	15	0	0	0	-	-	0
10/19	L	MIA	0	0	-	-	0	0	0	-	-	0
10/26		at NE										
11/9		at GB										
11/16		MIN										
11/23		TB										
11/27		at DET										
12/4		DAL										
12/15		NO										
12/21		DET										
12/28		at MIN										
<b>Totals</b>	<b>0-0</b>		<b>22</b>	<b>97</b>	<b>4.4</b>	<b>15</b>	<b>0</b>	<b>0</b>	<b>0</b>	<b>-</b>	<b>-</b>	<b>0</b>

KA'DEEM CAREY'S NFL STATISTICS

REGULAR SEASON

Year	Team	GP-GS	Rush	Yds	Avg	Lg	TD	Rec	Yds	Avg	Lg	TD	STT
2014	Chicago	7-0	22	97	4.4	15	0	0	0	-	-	0	0

SEASON / CAREER / PLAYOFF HIGHS

	2014	Career	Playoff
<b>Rushes</b>	14, vs. GB (9/28)	Same	None
<b>Rushing Yards</b>	72, vs. GB (9/28)	Same	None
<b>Longest Run</b>	15, at ATL (10/12)	Same	None
<b>Rushing TDs</b>	None	None	None
<b>Receptions</b>	None	None	None
<b>Receiving Yards</b>	None	None	None
<b>Longest Reception</b>	None	None	None
<b>Receiving TDs</b>	None	None	None



8

JIMMY CLAUSEN

Ht: 6-2

Age: 26

Bears Season: 1

Acquired: Unrestricted free agent in 2014 (CAR)

Wt: 210

College: Notre Dame

NFL Season: 5

QUARTERBACK

#### 2014:

- Did not play weeks 1-3, 5-7
- Saw his first game action as a Bear, completing 1-of-1 attempts for 9 yards **vs. GB (9/28)**

#### 2014 CHICAGO BEARS

Date	W/L	Opp.	Att	Cmp	Yds	Pct.	TD	INT	Lg	Sk/Lst	Rtg
9/7	L	BUF									DID NOT PLAY
9/14	W	at SF									DID NOT PLAY
9/22	W	at NYJ									DID NOT PLAY
9/28	L	GB	1	1	9	100.0	0	0	9	0/0	104.2
10/5	L	at CAR									DID NOT PLAY
10/12	W	at ATL									DID NOT PLAY
10/19	L	MIA									DID NOT PLAY
10/26		at NE									
11/9		at GB									
11/16		MIN									
11/23		TB									
11/27		at DET									
12/4		DAL									
12/15		NO									
12/21		DET									
12/28		at MIN									
<b>Totals</b>	<b>0-0</b>		<b>1</b>	<b>1</b>	<b>9</b>	<b>100.0</b>	<b>0</b>	<b>0</b>	<b>9</b>	<b>0/0</b>	<b>104.2</b>

#### JIMMY CLAUSEN'S NFL STATISTICS

##### REGULAR SEASON

Year	Team	GP-GS	Att	Cmp	Pct	Yds	Yds/Att	TD	Int	Lg	Sk-Yds	Rating
2010	Carolina	13-10	299	157	52.5	1,558	5.2	3	9	55t	33-223	58.4
2014	Chicago	1-0	1	1	100.0	9	9.0	0	0	9	0-0	104.2
<b>NFL totals</b>		<b>14-10</b>	<b>300</b>	<b>158</b>	<b>52.7</b>	<b>1,567</b>	<b>5.2</b>	<b>3</b>	<b>9</b>	<b>55t</b>	<b>33-223</b>	<b>58.6</b>

**ADDITIONAL STATS: Fumbles-Lost -- (9-2): 2010 (9-2).**

Year	Team	Rush	Yds	Avg	Lg	TD
2010	Carolina	23	57	2.5	11	0
2014	Chicago	0	0	-	-	0
<b>NFL totals</b>		<b>23</b>	<b>57</b>	<b>2.5</b>	<b>11</b>	<b>0</b>

##### SEASON / CAREER / PLAYOFF HIGHS

	2014	Career	Playoff
<b>Attempts</b> .....	1, vs. GB (9/28).....	34, at SEA (12/5/10)...	None
<b>Completions</b> .....	1, vs. GB (9/28).....	19, at ATL (1/2/11) .....	None
<b>Passing Yards</b> .....	9, vs. GB (9/28).....	195, at CLE (11/28/10) .....	None
<b>TD Passes</b> .....	None.....	1, three times .....	None
<b>Interceptions</b> .....	None.....	1, nine times .....	None
<b>Long Completion</b> .....	9, vs. GB (9/28).....	None .....	55t, at NO (10/3/10)



47

CHRIS CONTE

Ht: 6-2

Age: 25

Bears Season: 4

Acquired: 3rd round of the 2011 draft

Wt: 203

College: California

NFL Season: 4

SAFETY

#### 2014:

- Recorded the teams's first INT of the season, while also collecting 5 tackles... Added 1 STT **vs. BUF (9/7)**
- Tallied an INT in his second consecutive game... Also credited with 1 tackle **at SF (9/14)**
- Credited with 3 tackles **@ NYJ (9/22)**
- Credited with 4 tackles **vs. GB (9/28)**
- Finished with 4 tackles **@ ATL (10/12)**
- Inactive with a shoulder injury **vs. MIA (10/19)**

#### 2014 CHICAGO BEARS

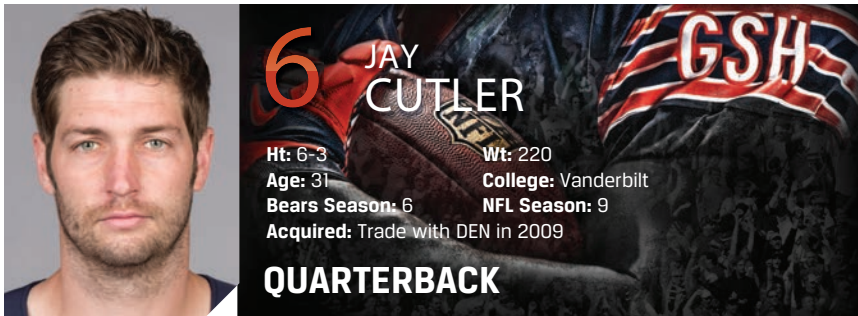
Date	W/L	Opp.	Tkls-S	Sk-YL	INT-Yds	PD	FF	FR	TFL
9/7*	L	BUF	5-4	0-0	1-5	0	0	0	0
9/14*	W	at SF	1-0	0-0	1-1	0	0	0	0
9/22*	W	at NYJ	3-1	0-0	0-0	0	0	0	0
9/28*	L	GB	4-4	0-0	0-0	0	0	0	0
10/5*	L	at CAR	0-0	0-0	0-0	0	0	0	0
10/12*	W	at ATL	4-3	0-0	0-0	0	0	0	0
10/19	L	MIA	INACTIVE						
10/26		at NE							
11/9		at GB							
11/16		MIN							
11/23		TB							
11/27		at DET							
12/4		DAL							
12/15		NO							
12/21		DET							
12/28		at MIN							
<b>Totals</b>	<b>3-3</b>		<b>17-12</b>	<b>0-0</b>	<b>2-6</b>	<b>0</b>	<b>0</b>	<b>0</b>	<b>0</b>

#### CHRIS CONTE'S NFL STATISTICS

Year	Team	GP	GS	Tackles					Interceptions					Fumbles			Misc.	
				Tot	S	A	Sk	Yds	No	Yds	Lg	TD	PD	FF	FR	Yds	TFL	STT
2011	Chicago	14	9	48	24	24	0.0	0.0	1	0	0	0	1	0	0	0	1	3
2012	Chicago	15	15	87	57	30	0.0	0.0	2	70	35	0	5	0	1	0	1	1
2013	Chicago	16	16	95	71	24	0.0	0.0	3	38	13	0	7	1	0	0	1	0
2014	Chicago	6	6	17.0	12	5	0.0	0.0	2	6	5	0	0	0	0	0	0.0	1
<b>NFL totals</b>		<b>51</b>	<b>46</b>	<b>247.0</b>	<b>161</b>	<b>83</b>	<b>0.0</b>	<b>0.0</b>	<b>8</b>	<b>124</b>	<b>35</b>	<b>0</b>	<b>13</b>	<b>1</b>	<b>1</b>	<b>0</b>	<b>3.0</b>	<b>5</b>

#### SEASON / CAREER / PLAYOFF HIGHS

	2014	Career	Playoff
<b>Tackles</b> .....	5, vs. BUF (9/7)	12, at DAL (10/1/12)	None
<b>Solos</b> .....	4, twice	9, at DAL (10/1/12)	None
<b>Pass Defenses</b> .....	None	3, at TEN (11/4/12)	None
<b>Interceptions</b> .....	1, twice	1, eight times	None



**2014:**

- Ranks tied for 3rd in pass attempts (263), 4th in completions (177), 6th in completion % (67.3), 6th in yards (1,866) and tied for 5th in TDs (14)
- Completed 34-of-49 pass attempts for 349 yards and 2 TDs and 2 INTs for a 86.2 passer rating **vs. BUF (9/7)**
- Threw for 4 TDs while completing 23-of-34 pass attempts for 176 yards... Added 5 rushes for 25 yards (5.0 avg) **@ SF (9/14)**
- Completed 23-of-38 passes for 225 yards and 2 TDs... Added 14 yards on the ground on 5 carries **@ NYJ (9/22)**
- Threw for 256 yards on 34 attempts with 22 completions and 2 TDs... Ran 3 times for 29 yards (9.7 avg) **vs. GB (9/28)**

- Completed 28-of-36 passes for 289 yards and 2 TDs... Added 1 rushing TD on 3 attempts for 22 yards **@ CAR (10/5)**
- Completed 26-of-38 pass attempts for 381 yards and 1 TD... Added 11 rushing yards on 5 attempts **at ATL (10/12)**
- Recorded 21 completions on 34 attempts for 190 yards and 1 TD... Added 3 rushing yards on 2 attempts **vs. MIA (10/19)**

**2014 CHICAGO BEARS**

Date	W/L	Opp.	Att	Cmp	Yds	Pct.	TD	INT	Lg	Sk/Lst	Rtg
9/7*	L	BUF	49	34	349	69.4	2	2	44	2/8	86.2
9/14*	W	at SF	34	23	176	67.6	4	0	29	1/6	119.2
9/22*	W	at NYJ	38	23	225	60.5	2	0	42	4/28	94.7
9/28*	L	GB	34	22	256	64.7	2	2	27	1/4	82.5
10/5*	L	at CAR	36	28	289	77.8	2	2	56	4/27	95.5
10/12*	W	at ATL	38	26	381	68.4	1	0	74	2/6	109.6
10/19*	L	MIA	34	21	190	61.8	1	1	24	3/18	74.4
10/26		at NE									
11/9		at GB									
11/16		MIN									
11/23		TB									
11/27		at DET									
12/4		DAL									
12/15		NO									
12/21		DET									
12/28		at MIN									
<b>Totals</b>	<b>3-4</b>		<b>263</b>	<b>177</b>	<b>1,866</b>	<b>67.3</b>	<b>14</b>	<b>7</b>	<b>74</b>	<b>17/97</b>	<b>94.4</b>



# JAY CUTLER'S NFL STATISTICS

## REGULAR SEASON

Year	Team	GP-GS	Att	Cmp	Pct	Yds	Yds/Att	TD	Int	Lg	Sk-Yds	Rating
2006	Denver	5-5	137	81	59.1	1,001	7.3	9	5	71t	13-85	88.5
2007	Denver	16-16	467	297	63.6	3,497	7.5	20	14	68t	27-153	88.1
2008	Denver	16-16	616	384	62.3	4,526	7.3	25	18	93t	11-69	86.0
2009	Chicago	16-16	555	336	60.5	3,666	6.6	27	26	71	35-204	76.8
2010	Chicago	15-15	432	261	60.4	3,274	7.6	23	16	89t	52-352	86.3
2011	Chicago	10-10	314	182	58.0	2,319	7.4	13	7	56t	23-159	85.7
2012	Chicago	15-15	434	255	58.8	3,033	7.0	19	14	60t	38-250	81.3
2013	Chicago	11-11	355	224	63.1	2,621	7.4	19	12	67	19-132	89.2
2014	Chicago	7-7	263	177	67.3	1,866	7.1	14	7	74	17-97	94.4
<b>Bears totals</b>		<b>74-74</b>	<b>2,353</b>	<b>1,435</b>	<b>61.0</b>	<b>16,779</b>	<b>7.1</b>	<b>115</b>	<b>82</b>	<b>89t</b>	<b>184-1,194</b>	<b>84.4</b>
<b>NFL totals</b>		<b>111-111</b>	<b>3,573</b>	<b>2,197</b>	<b>61.5</b>	<b>25,803</b>	<b>7.2</b>	<b>169</b>	<b>119</b>	<b>93t</b>	<b>235-1,501</b>	<b>85.3</b>

Year	Team	Rush	Yds	Avg	Lg	TD
2006	Denver	12	18	1.5	9	0
2007	Denver	44	205	4.7	31	1
2008	Denver	57	200	3.5	18	2
2009	Chicago	40	173	4.3	30	1
2010	Chicago	50	232	4.6	25	1
2011	Chicago	18	55	3.1	12	1
2012	Chicago	41	233	5.7	24	0
2013	Chicago	23	118	5.1	18	0
2014	Chicago	24	97	4	25	1
<b>Bears totals</b>		<b>196</b>	<b>908</b>	<b>4.6</b>	<b>30</b>	<b>4</b>
<b>NFL totals</b>		<b>309</b>	<b>1,331</b>	<b>4.3</b>	<b>31</b>	<b>7</b>

## SEASON / CAREER / PLAYOFF HIGHS

	2014	Career	Playoff
<b>Attempts</b> .....	49, vs. BUF (9/7)	52, at SF (11/12/09)	28, vs. SEA (1/16/11)
<b>Completions</b> .....	34, vs. BUF (9/7)	36, vs. SD (9/14/08)	15, vs. SEA (1/16/11)
<b>Passing Yards</b> .....	381, at ATL (10/12)	447, at CLE (11/6/08)	274, vs. SEA (1/16/11)
<b>TD Passes</b> .....	4, at SF (9/14)	4, six times	2, vs. SEA (1/16/11)
<b>Interceptions</b> .....	2, three times	5, at SF (11/12/09)	1, vs. GB (1/16/11)
<b>Longest Completion</b> .....	74, at ATL (10/12)	93t, at CLE (11/6/08)	58t, vs. SEA (1/16/11)



64

BRIAN  
de la PUENTE

Ht: 6-3  
Age: 28  
Bears Season: 1  
Acquired: Unrestricted free agent in 2014 (NO)

Wt: 306  
College: California  
NFL Season: 5

CENTER

- 2014:
- Appeared as a sub vs. BUF (9/7)
  - Started at C weeks 2-5

BRIAN DE LA PUENTE'S NFL STATISTICS	
REGULAR SEASON	
GAMES PLAYED-STARTED - 53-48: 2011 NO (16-12); 2012 NO (16-16); 2013 NO (16-16); 2014 CHI (5-4)	



36

AHMAD DIXON

Ht: 6-0

Age: 26

Bears Season: 1

Acquired: Signed to active roster in 2014 (DAL)

Wt: 210

College: Baylor

NFL Season: 1

SAFETY

- 2014:
- Came up with 1 FR and 2 STTs @ NYJ (9/22)
  - Inactive with a hamstring injury weeks 5-7

2014 CHICAGO BEARS

Date	W/L	Opp.	Tkls-S	Sk-YL	INT-Yds	PD	FF	FR	TFL
9/7	L	BUF			NOT WITH TEAM				
9/14	W	at SF	0-0	0-0	0-0	0	0	0	0
9/22	W	at NYJ	0-0	0-0	0-0	0	0	1	0
9/28	L	GB	0-0	0-0	0-0	0	0	0	0
10/5	L	at CAR			INACTIVE				
10/12	W	at ATL			INACTIVE				
10/19	L	MIA			INACTIVE				
10/26		at NE							
11/9		at GB							
11/16		MIN							
11/23		TB							
11/27		at DET							
12/4		DAL							
12/15		NO							
12/21		DET							
12/28		at MIN							
Totals	0-0		0-0	0-0	0-0	0	0	1	0

AHMAD DIXON'S CAREER STATISTICS

		Tackles							Interceptions					Fumbles			Misc.	
Year	Team	GP	GS	Tot	S	A	Sk	Yds	No	Yds	Lg	TD	PD	FF	FR	Yds	TFL	STT
2014	Chicago	3	0	0.0	0	0	0.0	0.0	0	0	-	0	0	0	1	0	0.0	2
SEASON / CAREER / PLAYOFF HIGHS																		
		2014					Career					Playoff						
Tackles.....		None.....					None.....					None.....						
Solos.....		None.....					None.....					None.....						
Tackles For Loss.....		None.....					None.....					None.....						
Interceptions.....		None.....					None.....					None.....						
Sacks.....		None.....					None.....					None.....						





- ## 2014 CHICAGO BEARS

## EGO FERGUSON'S CAREER STATISTICS

SEASON / CAREER / PLAYOFF HIGHS

	2014	Career	Playoff
<b>Tackles</b> .....	5, vs. GB (9/28).....	Same.....	None
<b>Solos</b> .....	4, vs. GB (9/28).....	Same.....	None
<b>Tackles For Loss</b> .....	None.....	None.....	None
<b>Interceptions</b> .....	None.....	None.....	None
<b>Sacks</b> .....	1, twice.....	Same.....	None



#### 2014:

- Amongst NFL RBs, ranks 6th in rushing attempts (111), 5th in rushing yards (448), 1st in receptions (52), 1st in receiving yards (436), 3rd in yards from scrimmage (884) and tied for 5th in total TDs (5)
- Lead the Bears in rushing with 17 attempts for 82 yards (4.8 avg)... Also tied for a team high in receptions (8) and lead the team in receiving yards (87) **vs. BUF (9/7)**
- Ran the ball 12 times for 21 yards and added 15 yards on 5 catches **@ SF (9/14)**
- Gained 33 yards on 13 rushing attempts... Added 6 catches for 43 yards (7.2 avg) **@ NYJ (9/22)**

- Rushed 23 times for 122 yards (5.3 avg)... Tacked on 49 receiving yards on 5 receptions (9.8 avg) **vs. GB (9/28)**
- Set a career high in receptions (12) while gaining 105 yards through the air and 1 TD... Rushed the ball 17 times for 61 yards (3.6 avg) **@ CAR (10/5)**
- Rushed the ball 17 times for 80 yards (4.7 avg) and 2 TDs... Also led the team in receptions (10) while picking up 77 yards through the air (7.7 avg) **at ATL (10/12)**
- Gained 49 yards rushing on 12 attempts (4.1 avg) and 60 yards receiving on 6 catches (10.0 avg)... Recorded 1 receiving TD and 1 rushing TD **vs. MIA (10/19)**

#### 2014 CHICAGO BEARS

Date	W/L	Opp.	Rush	Yds	Avg.	Lg	TD	Rec	Yds	Avg.	Lg	TD
9/7*	L	BUF	17	82	4.8	14	0	8	87	10.9	18	0
9/14*	W	at SF	12	21	1.8	7	0	5	15	3.0	11	0
9/22*	W	at NYJ	13	33	2.5	8	0	6	43	7.2	19	0
9/28*	L	GB	23	122	5.3	19	0	5	49	9.8	25	0
10/5*	L	at CAR	17	61	3.6	15	0	12	105	8.8	56	1
10/12*	W	at ATL	17	80	4.7	12	2	10	77	7.7	16	0
10/19*	L	MIA	12	49	4.1	16	1	6	60	10.0	24	1
10/26		at NE										
11/9		at GB										
11/16		MIN										
11/23		TB										
11/27		at DET										
12/4		DAL										
12/15		NO										
12/21		DET										
12/28		at MIN										
<b>Totals</b>	<b>3-4</b>		<b>111</b>	<b>448</b>	<b>4</b>	<b>19</b>	<b>3</b>	<b>52</b>	<b>436</b>	<b>8.4</b>	<b>56</b>	<b>2</b>

#### MATT FORTÉ'S NFL STATISTICS

##### REGULAR SEASON

Year	Team	GP-GS	Rush	Yds	Avg	Lg	TD	Rec	Yds	Avg	Lg	TD
2008	Chicago	16-16	316	1,238	3.9	50t	8	63	477	7.6	19	4
2009	Chicago	16-16	258	929	3.6	61	4	57	471	8.3	37	0
2010	Chicago	16-16	237	1,069	4.5	68t	6	51	547	10.7	89t	3
2011	Chicago	12-12	203	997	4.9	46	3	52	490	9.4	56t	1
2012	Chicago	15-15	248	1,094	4.4	46	5	44	340	7.7	47	1
2013	Chicago	16-16	289	1,339	4.6	55	9	74	594	8.0	34	3
2014	Chicago	7-7	111	448	4.0	19	3	52	436	8.4	56	2
<b>NFL totals</b>		<b>98-98</b>	<b>1,662</b>	<b>7,114</b>	<b>4.3</b>	<b>68t</b>	<b>38</b>	<b>393</b>	<b>3,355</b>	<b>8.5</b>	<b>89t</b>	<b>14</b>

##### SEASON / CAREER / PLAYOFF HIGHS

	2014	Career	Playoff
<b>Rushes</b> .....	23, vs. GB (9/28)	27, vs. TB (9/21/08)	25, vs. SEA (1/16/11)
<b>Rushing Yards</b> .....	122, vs. GB (9/28)	205, vs. CAR (10/2/11)	80, vs. SEA (1/16/11)
<b>Longest Run</b> .....	19, vs. GB (9/28)	68t, at CAR (10/10/10)	14, vs. GB (1/23/11)
<b>Rushing TDs</b> .....	2, at ATL (10/12)	3, at WAS (10/20)	None
<b>Receptions</b> .....	12, @ CAR (10/5)	Same	10, vs. GB (1/23/11)
<b>Receiving Yards</b> .....	105, @ CAR (10/5)	151, vs. DET (9/12/10)	90, vs. GB (1/23/11)
<b>Longest Reception</b> ..	56, @ CAR (10/5)	89t, vs. DET (9/12/10)	26, vs. SEA (1/16/11)
<b>Receiving TDs</b> .....	1, @ CAR (10/5)	2, vs. DET (9/12/10)	None



#### HONORS/AWARDS & RECORDS:

- Named NFC Defensive Player of the week, week 2 **at SF (9/14)**

#### 2014:

- Tied for 3rd in the NFL in INTs (3), tied for 1st in FFs (3), and leads the team in PBUs (5)
- In his NFL debut, finished with 5 tackles, including 1 TFL... Added 1 STT **vs. BUF (9/7)**
- Paced the team with 2 INTs, returned for 38 yards... Added 7 tackles and 1 STT **at SF (9/14)**
- Tallied 6 tackles, 1 INT, 1 PBU and 2 FFs **@ NYJ (9/22)**
- Totaled 2 tackles **vs. GB (9/28)**
- Recorded a team high 3 PBUs and 2 tackles **@ CAR (10/5)**
- Accounted for 4 tackles, 1 PBU and 1 FF **@ ATL (10/12)**
- Credited with 7 tackles, including a TFL **vs. MIA (10/19)**

- Named NFL Rookie of the week, week 3 **at NYJ (9/22)**
- Named NFL Defensive Rookie of the Month for the month of September

#### 2014 CHICAGO BEARS

Date	W/L	Opp.	Tkls-S	Sk-YL	INT-Yds	PD	FF	FR	TFL
9/7	L	BUF	5-4	0-0	0-0	0	0	0	1
9/14	W	at SF	7-6	0-0	2-38	0	0	0	0
9/22*	W	at NYJ	6-4	0-0	1-12	1	2	0	0
9/28*	L	GB	2-2	0-0	0-0	0	0	0	0
10/5*	L	at CAR	2-2	0-0	0-0	3	0	0	0
10/12*	W	at ATL	4-4	0-0	0-0	1	1	0	0
10/19*	L	MIA	7-4	0-0	0-0	0	0	0	1
10/26		at NE							
11/9		at GB							
11/16		MIN							
11/23		TB							
11/27		at DET							
12/4		DAL							
12/15		NO							
12/21		DET							
12/28		at MIN							
<b>Totals</b>	<b>2-3</b>		<b>33-26</b>	<b>0-0</b>	<b>5-50</b>	<b>5</b>	<b>3</b>	<b>0</b>	<b>2</b>

#### KYLE FULLER'S CAREER STATISTICS

Year	Team	GP GS		Tackles					Interceptions					Fumbles			Misc.	
				Tot	S	A	Sk	Yds	No	Yds	Lg	TD	PD	FF	FR	Yds	TFL	STT
2014	Chicago	7	5	33.0	26	7	0.0	0.0	3	50	20	0	5	3	0	0	2.0	2

#### SEASON / CAREER / PLAYOFF HIGHS

	2014	Career	Playoff
<b>Tackles</b> .....	7, twice.....	Same .....	None .....
<b>Solos</b> .....	6, at SF (9/14).....	Same .....	None .....
<b>Tackles For Loss</b> .....	1, twice .....	Same .....	None .....
<b>Interceptions</b> .....	2, at SF (9/14).....	Same .....	None .....
<b>Sacks</b> .....	None.....	None .....	None .....



63

ROBERTO GARZA

Ht: 6-2

Age: 35

Bears Season: 10

Acquired: Unrestricted free agent in 2005 (ATL)

Wt: 310

College: Texas A&M-Kingsville

NFL Season: 14

GUARD/CENTER

#### 2014:

- Started at C weeks 1, 6-7
- Inactive with an ankle injury weeks 2-5

#### ROBERTO GARZA'S NFL STATISTICS

##### REGULAR SEASON

**GAMES PLAYED-STARTED - 197-167; BEARS CAREER - 145-136:** 2001 ATL (16-4); 2002 ATL (6-4); 2003 ATL (14-8); 2004 ATL (16-15); 2005 CHI (16-7); 2006 CHI (16-16); 2007 CHI (16-16); 2008 CHI (16-16); 2009 CHI (16-16); 2010 CHI (14-14); 2011 CHI (16-16); 2012 CHI (16-16); 2013 CHI (16-16); 2014 CHI (3-3)



9

ROBBIE GOULD

Ht: 6-0

Age: 32

Bears Season: 10

Acquired: Waived free agent in 2005 (BAL)

Wt: 185

College: Penn State

NFL Season: 10

KICKER

#### 2014:

- Converted 2-of-2 FGs and XPs to lead the team in scoring with 8 points **vs. BUF (9/7)**
- Connected on all 4 of his PATs **@ SF (9/14)**
- Hit 2/2 FG attempts and 3/3 XPs **@ NYJ (9/22)**
- Connected on his lone FG attempt and converted 2-of-2 PATs **vs. GB (9/28)**
- Converted 3-of-3 PATs and 1-of-2 FGs **@ CAR (10/5)**
- Converted 2-of-2 FGs and 1-of-2 XPs **at ATL (10/12)**

- Hit 2-of-2 XPs **vs. MIA (10/19)**

#### 2013 CHICAGO BEARS

Date	W/L	Opp.	PAT	FG	PTS	FGs (Missed)
9/7	L	BUF	2/2	2/2	8	41, 37
9/14	W	at SF	4/4	0/0	4	
9/22	W	at NYJ	3/3	2/2	9	24, 45
9/28	L	GB	2/2	1/1	5	23
10/5	L	at CAR	3/3	1/2	6	(35), 45
10/12	W	at ATL	1/2	2/2	7	25, 28
10/19	L	MIA	2/2	0/0	2	
10/26		at NE				
11/9		at GB				
11/16		MIN				
11/23		TB				
11/27		at DET				
12/4		DAL				
12/15		NO				
12/21		DET				
12/28		at MIN				
<b>Totals</b>	<b>0-0</b>		<b>17/18</b>	<b>8/9</b>	<b>41</b>	

# ROBBIE GOULD'S NFL STATISTICS

## REGULAR SEASON


Year	Team	GP	FG-FGA	Pct	Lg	Blk	XP-XPA	Pct	Blk	Points
2005	Chicago	13	21-27	77.8	45	0	19-20	95.0	0	82
2006	Chicago	16	32-36	88.9	49	1	47-47	100.0	0	143
2007	Chicago	16	31-36	86.1	49	2	33-33	100.0	0	126
2008	Chicago	16	26-29	89.7	48	2	41-41	100.0	0	119
2009	Chicago	16	24-28	85.7	52	2	33-33	100.0	0	105
2010	Chicago	16	25-30	83.3	54	1	35-35	100.0	0	110
2011	Chicago	16	28-32	87.5	57	0	37-37	100.0	0	121
2012	Chicago	13	21-25	84.0	54	2	33-33	100.0	0	96
2013	Chicago	16	26-29	89.7	58	0	45-46	97.8	1	123
2014	Chicago	7	8-9	88.9	45	0	17-18	94.4	1	41
<b>NFL Totals</b>		<b>145</b>	<b>242-281</b>	<b>86.1</b>	<b>58</b>	<b>10</b>	<b>340-343</b>	<b>99.1</b>	<b>2</b>	<b>1,066</b>

Year	Team	1-19	Pct	20-29	Pct	30-39	Pct	40-49	Pct	50+	Pct
2005	Chicago	0-0	-	9-9	100.0	9-10	90.0	3-8	37.5	0-0	0.0
2006	Chicago	0-0	-	6-6	100.0	14-16	87.5	12-14	85.7	0-0	0.0
2007	Chicago	0-0	-	7-7	100.0	12-13	92.3	12-14	85.7	0-2	0.0
2008	Chicago	0-0	-	6-6	100.0	12-12	100.0	8-11	72.7	0-0	0.0
2009	Chicago	0-0	-	9-9	100.0	6-6	100.0	7-10	70.0	2-3	66.7
2010	Chicago	1-1	100.0	9-9	100.0	8-9	88.9	4-7	57.1	3-4	75.0
2011	Chicago	0-0	-	10-10	100.0	6-6	100.0	6-10	60.0	6-6	100.0
2012	Chicago	0-0	-	7-7	100.0	5-7	71.4	7-9	77.8	2-2	100.0
2013	Chicago	0-0	-	11-11	100.0	6-7	85.7	6-7	85.7	3-4	75.0
2014	Chicago	0-0	-	4-4	100.0	1-2	50.0	3-3	100.0	0-0	-
<b>NFL Totals</b>		<b>1-1</b>	<b>100.0</b>	<b>78-78</b>	<b>100.0</b>	<b>79-88</b>	<b>89.8</b>	<b>68-93</b>	<b>73.1</b>	<b>16-21</b>	<b>76.2</b>

## SEASON / CAREER / PLAYOFF HIGHS

	2014	Career	Playoff
<b>FG Attempts</b> .....	2, four times .....	5, three times .....	3, vs. NO (1/21/07)
<b>Made FGs</b> .....	2, three times.....	4, seven times.....	3, vs. NO (1/21/07)
<b>Longest FG</b> .....	45, twice.....	57, at DEN (12/11/11) ...	49, vs. SEA (1/14/07)
<b>PAT Attempts</b> .....	4, at. SF (9/14).....	6, four times.....	5, vs. SEA (1/16/11)
<b>Made PATs</b> .....	4, at. SF (9/14).....	6, four times.....	5, vs. SEA (1/16/11)
<b>Points</b> .....	9, at NYJ (9/22) .....	16, two times.....	13, vs. NO (1/21/07)





52

KHASEEM GREENE

GSH

Ht: 6-1

Wt: 241

Age: 25

College: Rutgers

Bears Season: 2

NFL Season: 2

Acquired: 4th round of the 2013 draft

LINEBACKER

## 2014:

- Inactive weeks 1-2
- Tallied 2 STTs @ **NYJ (9/22)**
- Credited with a team high 2 STTs **vs. GB (9/28)**
- Totaled 1 STT @ **CAR (10/5)**
- Credited with 11 tackles in his first start in 2014 @ **ATL (10/12)**
- Tallied 10 tackles **vs. MIA (10/19)**

## 2014 CHICAGO BEARS

Date	W/L	Opp.	Tkls-S	Sk-YL	INT-Yds	PD	FF	FR	TFL
9/7	L	BUF			INACTIVE				
9/14	W	at SF			INACTIVE				
9/22	W	at NYJ	0-0	0-0	0-0	0	0	0	0
9/28	L	GB	0-0	0-0	0-0	0	0	0	0
10/5	L	at CAR	0-0	0-0	0-0	0	0	0	0
10/12*	W	at ATL	11-4	0-0	0-0	0	0	0	0
10/19*	L	MIA	10-2	0-0	0-0	0	0	0	0
10/26		at NE							
11/9		at GB							
11/16		MIN							
11/23		TB							
11/27		at DET							
12/4		DAL							
12/15		NO							
12/21		DET							
12/28		at MIN							
<b>Totals</b>	<b>1-1</b>		<b>21-6</b>	<b>0-0</b>	<b>0-0</b>	<b>0</b>	<b>0</b>	<b>0</b>	<b>0</b>

## KHASEEM GREENE'S NFL STATISTICS

### REGULAR SEASON

Year	Team	GP	GS	Tackles					Interceptions					Fumbles			Misc.	
				Tot	S	A	Sk	Yds	No	Yds	Lg	TD	PD	FF	FR	Yds	TFL	STT
2013	Chicago	15	4	39.5	26	13	0.0	0.0	1	49	49	0	0	1	0	0	0.5	2
2014	Chicago	5	2	21.0	6	15	0	0	0	0	-	0	0	0	0	0	0	5
<b>NFL Totals</b>		<b>20</b>	<b>6</b>	<b>60.5</b>	<b>32</b>	<b>28</b>	<b>0.0</b>	<b>0.0</b>	<b>1</b>	<b>49</b>	<b>49</b>	<b>0</b>	<b>0</b>	<b>1</b>	<b>0</b>	<b>0</b>	<b>0.5</b>	<b>7</b>

### SEASON / CAREER / PLAYOFF HIGHS

	2014	Career	Playoff
<b>Tackles</b> .....	11, at ATL (10/12) .....	Same .....	None
<b>Solos</b> .....	4, at ATL (10/12).....	6, at MIN (12/1/13).....	None
<b>Interceptions</b> .....	None.....	1, at MIN (12/1/13).....	None



#### 2014:

- Caught 2 balls for 21 yards (10.5 avg) in his Bears debut... Added 1 punt return **vs. BUF (9/7)**
- Tallied 2 catches for 20 yards on offense... On special teams, returned 1 punt for 1 yard **@ SF (9/14)**
- Caught 2 balls for 9 yards (4.5 avg) and returned 1 punt for 11 yards **@ NYJ (9/22)**
- Saw game action as a sub **vs. GB (9/28)**
- Caught 1 ball for 6 yards **@ CAR (10/5)**

- Returned 2 punts for -1 yards **at ATL (10/12)**

#### 2014 CHICAGO BEARS

Date	W/L	Opp.	Rec	Yds	Avg	Long	TD
9/7	L	BUF	2	21	10.5	13	0
9/14*	W	at SF	2	20	10.0	15	0
9/22*	W	at NYJ	2	9	4.5	6	0
9/28	L	GB	0	0	-	-	0
10/5	L	at CAR	1	6	6.0	6	0
10/12	W	at ATL	0	0	-	-	0
10/19	L	MIA	0	0	-	-	0
10/26		at NE					
11/9		at GB					
11/16		MIN					
11/23		TB					
11/27		at DET					
12/4		DAL					
12/15		NO					
12/21		DET					
12/28		at MIN					
<b>Totals</b>	<b>2-0</b>		<b>7</b>	<b>56</b>	<b>8</b>	<b>15</b>	<b>0</b>

#### SANTONIO HOLMES' NFL STATISTICS

##### REGULAR SEASON

Year	Team	GP - GS	Rec	Yds	Avg	Lg	TD	Rush	Yds	Avg	Lg	TD
2006	Pittsburgh	16 - 4	49	824	16.8	67t	2	1	13	13.0	13	0
2007	Pittsburgh	13 - 13	52	942	18.1	83	8	5	17	3.4	11	0
2008	Pittsburgh	15 - 15	55	821	14.9	48	5	2	9	4.5	10	0
2009	Pittsburgh	16 - 16	79	1,248	15.8	57	5	3	6	2.0	7	0
2010	NY Jets	12 - 10	52	746	14.3	52	6	2	17	8.5	14	0
2011	NY Jets	16 - 16	51	654	12.8	38t	8	3	27	9.0	23	0
2012	NY Jets	4 - 4	20	272	13.6	38	1	0	0	-	-	0
2013	NY Jets	11 - 11	23	456	19.8	69t	1	0	0	-	-	0
2014	Chicago	7 - 2	7	56	8.0	15	0	0	0	-	-	0
<b>NFL Totals</b>		<b>110 - 91</b>	<b>388</b>	<b>6,019</b>	<b>15.5</b>	<b>83</b>	<b>36</b>	<b>16</b>	<b>89</b>	<b>5.6</b>	<b>23</b>	<b>0</b>
<b>ADDITIONAL STATS: Punt Return:</b> Career (73 returns for 576 yards and 1 TD). <b>Kickoff Return:</b> Career (18 returns for 436 yards).												

##### SEASON / CAREER / PLAYOFF HIGHS

	2014	Career	Playoff
Receptions .....	2, three times	9, twice	9, at ARI (2/1/09)
Receiving Yards .....	21, vs. BUF (9/7)	154, vs. BUF (9/22/13)	131, at ARI (2/1/09)
Longest Reception ....	15, at SF (9/14)	83, at STL (12/20/07)	65t, vs. BAL (1/18/09)
Receiving TDs .....	None	2, three times	1, 5 times

#### 2014 CHICAGO BEARS

Date	W/L	Opp.	PR	Yds	Avg	FC	Lg	TD
9/7	L	BUF	1	-1	-1.0	1	-1	0
9/14*	W	at SF	1	1	1.0	0	1	0
9/22*	W	at NYJ	1	11	11.0	1	11	0
9/28	L	GB	0	0	-	0	-	0
10/5	L	at CAR	2	30	15.0	1	22	0
10/12	W	at ATL	2	-1	-0.5	2	0	0
10/19	L	MIA	0	0	-	0	-	0
10/26		at NE						
11/9		at GB						
11/16		MIN						
11/23		TB						
11/27		at DET						
12/4		DAL						
12/15		NO						
12/21		DET						
12/28		at MIN						
<b>Totals</b>	<b>2-0</b>		<b>7</b>	<b>40</b>	<b>5.7</b>	<b>5</b>	<b>22</b>	<b>0</b>





99

LAMARR HOUSTON

Ht: 6-3

Age: 26

Bears Season: 1

Acquired: Unrestricted free agent in 2014 (OAK)

Wt: 300

College: Texas

NFL Season: 5

DEFENSIVE END

#### 2014:

- Finished with 2 tackles in his Bears debut **vs. BUF (9/7)**
- Started at LE at **SF (9/14)**
- Credited with 1 tackle and 1 PBU @ **NYJ (9/22)**
- Recovered 1 fumble to go along with 2 tackles @ **CAR (10/5)**
- Accounted for 1 tackle @ **ATL (10/12)**
- Totaled 2 tackles, including a TFL... Added a blocked FG **vs. MIA (10/19)**

#### 2014 CHICAGO BEARS

Date	W/L	Opp.	Tkls-S	Sk-YL	INT-Yds	PD	FF	FR	TFL
9/7*	L	BUF	2-2	0-0	0-0	0	0	0	0
9/14*	W	at SF	0-0	0-0	0-0	0	0	0	0
9/22*	W	at NYJ	1-1	0-0	0-0	1	0	0	0
9/28*	L	GB	0-0	0-0	0-0	0	0	0	0
10/5*	L	at CAR	2-2	0-0	0-0	0	0	1	0
10/12*	W	at ATL	1-1	0-0	0-0	0	0	0	0
10/19*	L	MIA	2-2	0-0	0-0	0	0	0	1
10/26		at NE							
11/9		at GB							
11/16		MIN							
11/23		TB							
11/27		at DET							
12/4		DAL							
12/15		NO							
12/21		DET							
12/28		at MIN							
<b>Totals</b>	<b>3-4</b>		<b>8-8</b>	<b>0-0</b>	<b>0-0</b>	<b>1</b>	<b>0</b>	<b>1</b>	<b>1</b>


#### LAMARR HOUSTON'S NFL STATISTICS

##### REGULAR SEASON

Year	Team	GP	GS	Tackles				Yds	Interceptions					Fumbles			Misc.	
				Tot	S	A	Sk		No	Yds	Lg	TD	PD	FF	FR	Yds	TFL	STT
2010	Oakland	16	15	39	30	9	5.0	27	0	-	-	0	0	1	2	n/a	8	0
2011	Oakland	16	13	51	36	15	1.0	2	1	15	15	0	3	0	2	n/a	6	0
2012	Oakland	16	16	77	58	19	4.0	34	0	-	-	0	2	1	1	n/a	13	0
2013	Oakland	16	16	71	55	16	6.0	52	0	-	-	0	0	2	1	n/a	10	0
2014	Chicago	7	7	8.0	8	0	0	0	0	0	-	0	1	0	1	0	1	0
<b>NFL totals</b>		<b>71</b>	<b>67</b>	<b>246.0</b>	<b>187</b>	<b>59</b>	<b>16.0</b>	<b>115.0</b>	<b>1</b>	<b>15</b>	<b>15</b>	<b>0</b>	<b>6</b>	<b>4</b>	<b>7</b>	<b>N/A</b>	<b>38.0</b>	<b>0</b>

##### SEASON / CAREER / PLAYOFF HIGHS

	2014	Career	Playoff
<b>Tackles</b> .....	2, three times.....	11, at SD (12/30/12).....	None
<b>Solos</b> .....	2, three times.....	8, at SD (12/30/12).....	None
<b>Sacks</b> .....	None.....	1, sixteen times .....	None



30

DEMONTRE HURST

Ht: 5-10

Age: 23


Bears Season: 1

Acquired: Undrafted free agent in 2013

Wt: 183

College: Oklahoma

NFL Season: 1



CORNERBACK

- 2014:
- Did not record any stats @ NYJ (9/22)
  - Finished with 1 STT vs. GB (9/28)
  - Credited with his first career INT to go along with 3 tackles @ ATL (10/12)
  - Collected 6 tackles on defense and led the team in STTs with 2 vs. MIA (10/19)

2014 CHICAGO BEARS											
Date	W/L	Opp.	Tkls-S	Sk-YL	INT-Yds	PD	FF	FR	TFL		
9/7	L	BUF	0-0	0-0	0-0	0	0	0	0		
9/14	W	at SF	PRACTICE SQUAD								
9/22	W	at NYJ	0-0	0-0	0-0	0	0	0	0		
9/28	L	GB	0-0	0-0	0-0	0	0	0	0		
10/5	L	at CAR	0-0	0-0	0-0	0	0	0	0		
10/12	W	at ATL	3-3	0-0	1-0	0	0	0	0		
10/19	L	MIA	6-3	0-0	0-0	0	0	0	0		
10/26		at NE									
11/9		at GB									
11/16		MIN									
11/23		TB									
11/27		at DET									
12/4		DAL									
12/15		NO									
12/21		DET									
12/28		at MIN									
Totals	0-0		9-6	0-0	1-0	0	0	0	0		

DEMONTRE HURST'S CAREER STATISTICS																		
Year	Team	Tackles				Interceptions				Fumbles			Misc.					
		GP	GS	Tot	S	A	Sk	Yds	No	Yds	Lg	TD	PD	FF	FR	Yds	TFL	STT
2014	Chicago	6	0	9.0	6	3	0.0	0.0	1	0	-	0	0	0	0	0	0.0	5

SEASON / CAREER / PLAYOFF HIGHS			
	2014	Career	Playoff
Tackles.....	6, vs. MIA (10/19).....	Same .....	None
Solos.....	3, twice .....	Same .....	None
Tackles For Loss .....	None.....	None .....	None
Interceptions .....	1, at ATL (10/12).....	Same .....	None
Sacks.....	None.....	None .....	None



17

ALSHON  
JEFFERY

Ht: 6-3

Age: 24

Bears Season: 3

Acquired: 2nd round of the 2012 NFL Draft

Wt: 216

College: South Carolina

NFL Season: 3

WIDE RECEIVER

2014:

- Ranks tied for 11th in the NFL in receiving yards (504), 7th in YPC (minimum 25 receptions) (15.3), and tied for 3rd in receptions over 25 yards (7)
- Gained 71 yards on 5 receptions (14.2 avg) **vs. BUF (9/7)**
- Hauled in 3 catches for 47 yards (15.7 avg) **@ SF (9/14)**
- Recorded team highs in receptions (8) and receiving yards (105) for a 13.1 avg **@ NYJ (9/22)**
- Tallied 4 receptions for 39 yards (9.8 avg) and 1 TD **vs. GB (9/28)**
- Gained 97 yards on 6 catches (16.2 avg) and scored 1 TD **@ CAR (10/5)**
- Caught 5 balls for a team high 136 yards (27.2 avg)...

Added 2 rush attempts for 0 yards **at ATL (10/12)**

- Caught 2 passes for 9 yards (4.5 avg) **vs. MIA (10/19)**

2014 CHICAGO BEARS

Date	W/L	Opp.	Rec	Yds	Avg	Long	TD
9/7*	L	BUF	5	71	14.2	44	0
9/14*	W	at SF	3	47	15.7	29	0
9/22*	W	at NYJ	8	105	13.1	42	0
9/28*	L	GB	4	39	9.8	13	1
10/5*	L	at CAR	6	97	16.2	31	1
10/12*	W	at ATL	5	136	27.2	74	0
10/19*	L	MIA	2	9	4.5	5	0
10/26		at NE					
11/9		at GB					
11/16		MIN					
11/23		TB					
11/27		at DET					
12/4		DAL					
12/15		NO					
12/21		DET					
12/28		at MIN					
<b>Totals</b>	<b>3-4</b>		<b>33</b>	<b>504</b>	<b>15.3</b>	<b>74</b>	<b>2</b>

ALSHON JEFFERY'S NFL STATISTICS

REGULAR SEASON

Year	Team	GP-GS	Rec	Yds	Avg	Lg	TD	Rush	Yds	Avg	Lg	TD
2012	Chicago	10-6	24	367	15.3	55	3	0	0	-	-	0
2013	Chicago	16-14	89	1,421	16.0	80t	7	16	105	6.6	38	0
2014	Chicago	7-7	33	504	15.3	74	2	5	25	5	12	0
<b>NFL totals</b>		<b>33-27</b>	<b>146</b>	<b>2,292</b>	<b>15.7</b>	<b>80t</b>	<b>12</b>	<b>21</b>	<b>130</b>	<b>6.2</b>	<b>38</b>	<b>0</b>

SEASON / CAREER / PLAYOFF HIGHS

	2014	Career	Playoff
Receptions .....	8, at NYJ (9/22)	12, at MIN (12/1)	None
Receiving Yards .....	136, at ATL (10/12)	249, at MIN (12/1)	None
Longest Reception ..	74, at ATL (10/12)	80t, at MIN (12/1)	None
Receiving TDs .....	1, vs. GB (9/28)	2, at MIN (12/1)	None



26

TIM JENNINGS

GSH

Ht: 5-8

Age: 30

Bears Season: 5

Acquired: Unrestricted free agent in 2010 (IND)

Wt: 185

College: Georgia

NFL Season: 9

CORNERBACK

#### 2014:

- Tallied 4 tackles **vs. BUF (9/7)**
- Recorded 8 tackles **at SF (9/14)**
- Tallied 1 FF and 3 tackles **@ NYJ (9/22)**
- Finished with 5 tackles and 1 PBU **vs. GB (9/28)**
- Credited with 6 tackles and 1 PBU **@ CAR (10/5)**
- Tallied 1 PBU and 2 tackles **@ ATL (10/12)**
- Paced the secondary with 9 tackles... Added 1 PBU **vs. MIA (10/19)**

#### 2014 CHICAGO BEARS

Date	W/L	Opp.	Tkls-S	Sk-YL	INT-Yds	PD	FF	FR	TFL
9/7*	L	BUF	4-3	0-0	0-0	0	0	0	0
9/14*	W	at SF	8-4	0-0	0-0	0	0	0	0
9/22*	W	at NYJ	3-1	0-0	0-0	0	1	0	0
9/28*	L	GB	5-5	0-0	0-0	1	0	0	0
10/5*	L	at CAR	6-4	0-0	0-0	1	0	0	0
10/12*	W	at ATL	2-1	0-0	0-0	1	0	0	0
10/19*	L	MIA	9-6	0-0	0-0	1	0	0	0
10/26		at NE							
11/9		at GB							
11/16		MIN							
11/23		TB							
11/27		at DET							
12/4		DAL							
12/15		NO							
12/21		DET							
12/28		at MIN							
<b>Totals</b>	<b>3-4</b>		<b>37-24</b>	<b>0-0</b>	<b>0-0</b>	<b>4</b>	<b>1</b>	<b>0</b>	<b>0</b>

#### TIM JENNINGS' NFL STATISTICS

##### REGULAR SEASON

				Tackles					Interceptions					Fumbles			Misc.	
Year	Team	GP	GS	Tot	S	A	Sk	Yds	No	Yds	Lg	TD	PD	FF	FR	Yds	TFL	STT
2006	Indianapolis	11	0	3	3	0	0.0	0.0	0	0	-	-	0	0	0	0	0.0	4
2007	Indianapolis	11	4	23	12	11	0.0	0.0	0	0	-	-	3	1	0	0	1.0	13
2008	Indianapolis	16	12	74	56	18	0.0	0.0	2	9	6	0	8	2	2	0	0.0	4
2009	Indianapolis	15	5	56	41	15	0.0	0.0	2	13	13	0	10	0	0	0	0.0	8
2010	Chicago	16	13	66	41	25	0.0	0.0	1	39	39	0	9	1	1	0	2.0	2
2011	Chicago	16	15	87	62	25	0.0	0.0	2	2	1	0	8	1	1	0	4.0	2
2012	Chicago	14	14	68	53	15	0.0	0.0	9	105	31	1	16	0	0	0	1.0	0
2013	Chicago	16	16	66.0	54	12	0.0	0.0	4	111	44t	2	12	3	1	0	0.0	0
2014	Chicago	7	7	37.0	24	13	0.0	0.0	0	0	-	0	4	1	0	0	0.0	0
Bears totals		69	65	324.0	234	90	0.0	0.0	16	257	44t	3	49	6	3	0	7.0	4
NFL totals		122	86	481.0	354	127	0.0	0.0	20	279	44t	3	74	9	5	0	8.0	33

**ADDITIONAL STATS:** Touchdowns - 3: 25-yard INT return vs. CAR (10/28/12); 44-yard INT return vs. MIN (9/15/13); 48-yard INT return vs. NYG (10/10/13)

##### SEASON / CAREER / PLAYOFF HIGHS

	2014	Career	Playoff
<b>Tackles</b> .....	9, vs. MIA (10/19)	10, twice	7, at SD (1/3/09)
<b>Solos</b> .....	6, vs. MIA (10/19)	10, vs BAL (10/12/08)	6, at SD (1/3/09)
<b>Pass Defenses</b> .....	1, four times	3, five times	2, twice
<b>Interceptions</b> .....	None	2, four times	None



59

CHRISTIAN JONES

Ht: 6-3  
Age: 23

Wt: 240  
College: Florida State

Acquired: Undrafted free agent in 2014

GSH

LINEBACKER


- 2014:
- Played as a sub **vs. BUF (9/7)**
  - Tied for a team high with 3 STTs **at SF (9/14)**
  - Totaled 4 tackles, including a ½ TFL **@ CAR (10/5)**
  - Totaled 6 tackles and 1 STT in his first NFL start **@ ATL (10/12)**
  - Finished with 2 tackles **vs. MIA (10/19)**

2014 CHICAGO BEARS

Date	W/L	Opp.	Tkls-S	Sk-YL	INT-Yds	PD	FF	FR	TFL
9/7	L	BUF	0-0	0-0	0-0	0	0	0	0
9/14	W	at SF	0-0	0-0	0-0	0	0	0	0
9/22	W	at NYJ	0-0	0-0	0-0	0	0	0	0
9/28	L	GB	0-0	0-0	0-0	0	0	0	0
10/5	L	at CAR	4-1	0-0	0-0	0	0	0	0.5
10/12*	W	at ATL	6-3	0-0	0-0	0	0	0	0
10/19	L	MIA	2-1	0-0	0-0	0	0	0	0
10/26		at NE							
11/9		at GB							
11/16		MIN							
11/23		TB							
11/27		at DET							
12/4		DAL							
12/15		NO							
12/21		DET							
12/28		at MIN							
Totals	1-0		12-5	0-0	0-0	0	0	0	0.5

CHRISTIAN JONES' CAREER STATISTICS

Year	Team	GP GS		Tackles					Interceptions					Fumbles			Misc.	
				Tot	S	A	Sk	Yds	No	Yds	Lg	TD	PD	FF	FR	Yds	TFL	STT
2014	Chicago	7	1	12.0	5	7	0.0	0.0	0	0	-	0	0	0	0	0	0.5	4
SEASON / CAREER / PLAYOFF HIGHS																		
2014				Career					Playoff									
Tackles.....				6, at ATL (10/12).....					Same .....					None				
Solos.....				3, at ATL (10/12).....					Same .....					None				
Tackles For Loss .....				0.5, at CAR (10/5).....					Same .....					None				
Interceptions .....				None.....					None .....					None				
Sacks.....				None.....					None .....					None				



60

DEDE LATTIMORE

Ht: 6-1

Age: 23

Wt: 237

College: South Florida

Acquired: Undrafted free agent in 2014

LINEBACKER

- 2014:
- Signed to active roster 10/10
  - Finished with 1 STT @ ATL (10/12)

2014 CHICAGO BEARS

Date	W/L	Opp.	Tkls-S	Sk-YL	INT-Yds	PD	FF	FR	TFL
9/7	L	BUF			NOT WITH TEAM				
9/14	W	at SF			NOT WITH TEAM				
9/22	W	at NYJ			NOT WITH TEAM				
9/28	L	GB			NOT WITH TEAM				
10/5	L	at CAR			NOT WITH TEAM				
10/12	W	at ATL	0-0	0-0	0-0	0	0	0	0
10/19	L	MIA	0-0	0-0	0-0	0	0	0	0
10/26		at NE							
11/9		at GB							
11/16		MIN							
11/23		TB							
11/27		at DET							
12/4		DAL							
12/15		NO							
12/21		DET							
12/28		at MIN							
Totals	0-0		0-0	0-0	0-0	0	0	0	0

DeDe LATTIMORE'S CAREER STATISTICS																			
		Tackles							Interceptions					Fumbles			Misc.		
Year	Team	GP	GS	Tot	S	A	Sk	Yds	No	Yds	Lg	TD	PD	FF	FR	Yds	TFL	STT	
2014	Chicago	2	0	0.0	0	0	0.0	0.0	0	0	-	0	0	0	0	0	0.0	1	
SEASON / CAREER / PLAYOFF HIGHS																			
		2014							Career					Playoff					
Tackles		None							None					None					
Solos		None							None					None					
Tackles For Loss		None							None					None					
Interceptions		None							None					None					
Sacks		None							None					None					





72

CHARLES LENO

Ht: 6-3

Age: 22

Wt: 302

College: Boise State

Acquired: 7th round of the 2014 draft (246th overall)

WIDE RECEIVER

- 2014:
- Inactive weeks 1-5, 7

CHARLES LENO'S NFL STATISTICS
REGULAR SEASON
GAMES PLAYED-STARTED - 0-0: 2014 CHI (0-0)



75

KYLE LONG

Ht: 6-6

Age: 25

Wt: 313

College: Oregon

Bears Season: 2

NFL Season: 2


Acquired: 1st round of the 2013 draft

GUARD

- 2014:
- Started at RG weeks 1-7

KYLE LONG'S NFL STATISTICS
GAMES PLAYED-STARTED - 23-23: 2013 CHI (16-16); 2014 CHI (7-7)





39

AL LOUIS-JEAN

GSH

Ht: 6-1

Age: 20

Wt: 187

College: Boston College

Acquired: Undrafted free agent in 2014

CORNERBACK

- 2014:
- Signed to active roster 10/7

2014 CHICAGO BEARS

Date	W/L	Opp.	Tkls-S	Sk-YL	INT-Yds	PD	FF	FR	TFL
9/7	L	BUF			PRACTICE SQUAD				
9/14	W	at SF			PRACTICE SQUAD				
9/22	W	at NYJ			PRACTICE SQUAD				
9/28	L	GB			PRACTICE SQUAD				
10/5	L	at CAR			PRACTICE SQUAD				
10/12	W	at ATL	0-0	0-0	0-0	0	0	0	0
10/19	L	MIA	0-0	0-0	0-0	0	0	0	0
10/26		at NE							
11/9		at GB							
11/16		MIN							
11/23		TB							
11/27		at DET							
12/4		DAL							
12/15		NO							
12/21		DET							
12/28		at MIN							
Totals	0-0		0-0	0-0	0-0	0	0	0	0

AL LOUIS-JEAN'S CAREER STATISTICS

Year	Team	Tackles							Interceptions					Fumbles			Misc.	
		GP	GS	Tot	S	A	Sk	Yds	No	Yds	Lg	TD	PD	FF	FR	Yds	TFL	STT
2014	Chicago	2	0	0.0	0	0	0.0	0.0	0	0	0	0	0	0	0	0	0.0	0

SEASON / CAREER / PLAYOFF HIGHS

	2014	Career	Playoff
Tackles.....	None.....	None .....	None .....
Solos.....	None.....	None .....	None .....
Tackles For Loss .....	None.....	None .....	None .....
Interceptions .....	None.....	None .....	None .....
Sacks.....	None.....	None .....	None .....



15

BRANDON MARSHALL

Ht: 6-4

Age: 30

Bears Season: 3

Acquired: Trade with MIA in 2012

Wt: 230

College: Central Florida

NFL Season: 9

WIDE RECEIVER

#### 2014:

- Tied for 8th in receiving TDs (5)
- Picked up 71 receiving yards and 1 TD on 8 receptions... 8 catches were tied for a team high **vs. BUF (9/7)**
- Tied a career high with 3 TD receptions... Gained 48 yards on 5 attempts (9.7 avg) **@ SF (9/14)**
- Finished with 1 catch for 6 yards **@ NYJ (9/22)**
- Tallied 2 receptions for 19 yards (9.5 avg) and 1 TD **vs. GB (9/28)**
- Finished with 3 catches for 44 yards **@ CAR (10/5)**
- Had 6 receptions for 113 yards (18.8 avg) **at ATL (10/12)**

- Finished with 6 receptions for 48 yards (8.0 avg) **vs. MIA (10/19)**

#### 2014 CHICAGO BEARS

Date	W/L	Opp.	Rec	Yds	Avg	Long	TD
9/7*	L	BUF	8	71	8.9	15	1
9/14*	W	at SF	5	48	9.6	17t	3
9/22*	W	at NYJ	1	6	6.0	6	0
9/28*	L	GB	2	19	9.5	13	1
10/5*	L	at CAR	3	44	14.7	18	0
10/12*	W	at ATL	6	113	18.8	47	0
10/19*	L	MIA	6	48	8.0	15	0
10/26		at NE					
11/9		at GB					
11/16		MIN					
11/23		TB					
11/27		at DET					
12/4		DAL					
12/15		NO					
12/21		DET					
12/28		at MIN					
<b>Totals</b>	<b>3-4</b>		<b>31</b>	<b>349</b>	<b>11.3</b>	<b>47</b>	<b>5</b>

#### BRANDON MARSHALL'S NFL STATISTICS

##### REGULAR SEASON

Year	Team	GP-GS	Rec	Yds	Avg	Lg	TD	Rush	Yds	Avg	Lg	TD	STT
2006	Denver	15-1	20	309	15.5	71t	2	2	12	6.0	6	0	6
2007	Denver	16-16	102	1,325	13.0	68t	7	5	57	11.4	24	0	0
2008	Denver	15-15	104	1,265	12.2	47	6	2	-4	-2.0	7	0	0
2009	Denver	15-13	101	1,120	11.1	75t	10	7	39	5.6	14	0	0
2010	Miami	14-14	86	1,014	11.8	46	3	2	3	1.5	4	0	0
2011	Miami	16-16	81	1,214	15.0	65t	6	1	13	13.0	13	0	0
2012	Chicago	16-16	118	1,508	12.8	56	11	1	-2	-2.0	-2	0	0
2013	Chicago	16-16	100	1,295	13.0	44	12	0	0	-	-	0	0
2014	Chicago	7-7	31	349	11.3	47	5	0	0	-	-	0	0
<b>Bears totals</b>	<b>39-39</b>	<b>249</b>	<b>3,152</b>	<b>12.7</b>	<b>20</b>	<b>28</b>	<b>1</b>	<b>-2</b>	<b>-2.0</b>	<b>-2</b>	<b>0</b>	<b>0</b>	<b>0</b>
<b>NFL Totals</b>	<b>130-114</b>	<b>743</b>	<b>9,399</b>	<b>12.7</b>	<b>75t</b>	<b>62</b>	<b>20</b>	<b>118</b>	<b>5.9</b>	<b>24</b>	<b>0</b>	<b>0</b>	<b>6</b>

**ADDITIONAL STATS: Passing:** Career (0 for 1, 2 sacks for 9 yards).

##### SEASON / CAREER / PLAYOFF HIGHS

	2014	Career	Playoff
Receptions .....	8, vs. BUF (9/7)	21, at IND (12/13/09)	None
Receiving Yards .....	113, at ATL (10/12)	200, at IND (12/13/09)	None
Longest Reception .....	47, at ATL (10/12)	75t, at WAS (11/15/09)	None
Receiving TDs .....	3, at SF (9/14)	3, twice	None



50

SHEA McCLELLIN

Ht: 6-3

Age: 24

Bears Season: 3

Acquired: 1st round of the 2012 draft

Wt: 245

College: Boise State

NFL Season: 3

LINEBACKER

- 2014:**
- Totaled 7 tackles in his first game as a LB... Added 1 STT **vs. BUF (9/7)**
  - Had 7 tackles, including 1 sack... Added 1 STT **at SF (9/14)**
  - Inactive with a hand injury weeks 3-6
  - Totaled 5 tackles and 1 PBU **vs. MIA (10/19)**

**2014 CHICAGO BEARS**

Date	W/L	Opp.	Tkls-S	Sk-YL	INT-Yds	PD	FF	FR	TFL
9/7*	L	BUF	7-3	0-0	0-0	0	0	0	0
9/14*	W	at SF	7-5	1-5	0-0	0	0	0	0
9/22	W	at NYJ			INACTIVE				
9/28	L	GB			INACTIVE				
10/5	L	at CAR			INACTIVE				
10/12	W	at ATL			INACTIVE				
10/19*	L	MIA	5-1	0-0	0-0	1	0	0	0
10/26		at NE							
11/9		at GB							
11/16		MIN							
11/23		TB							
11/27		at DET							
12/4		DAL							
12/15		NO							
12/21		DET							
12/28		at MIN							
<b>Totals</b>	<b>1-2</b>		<b>19-9</b>	<b>1-5</b>	<b>0-0</b>	<b>1</b>	<b>0</b>	<b>0</b>	<b>0</b>

**SHEA McCLELLIN'S NFL STATISTICS**

**REGULAR SEASON**

Year	Team	GP	GS	Tackles					Interceptions					Fumbles			Misc.	
				Tot	S	A	Sk	Yds	No	Yds	Lg	TD	PD	FF	FR	Yds	TFL	STT
2012	Chicago	14	0	7	3	4	2.5	11.5	0	0	0	0	0	0	0	0	2.0	0
2013	Chicago	14	10	29.0	10	12	4.0	12.5	0	0	-	0	0	0	1	0	3.0	0
2014	Chicago	3	3	19.0	9	10	1.0	5.0	0	0	-	0	1	0	0	0	0.0	2
<b>NFL totals</b>		<b>31</b>	<b>13</b>	<b>55.0</b>	<b>22</b>	<b>26</b>	<b>7.5</b>	<b>29.0</b>	<b>0</b>	<b>0</b>	<b>-</b>	<b>0</b>	<b>1</b>	<b>0</b>	<b>1</b>	<b>0</b>	<b>5.0</b>	<b>2</b>

**SEASON / CAREER / PLAYOFF HIGHS**

	2014	Career	Playoff
<b>Tackles</b> .....	7, twice.....	Same .....	None
<b>Solos</b> .....	5, at SF (9/14).....	Same .....	None
<b>Sacks</b> .....	1, at SF (9/14).....	3, @ GB (11/4/13).....	None
<b>Tackles For Loss</b> .....	None.....	2, twice.....	None



29

DANNY McCRAY

Ht: 6-1

Age: 26

Bears Season: 1

Acquired: Unrestricted free agent in 2014 (DAL)

Wt: 221

College: LSU

NFL Season: 5



## SAFETY

### 2014:

- Collected 1 tackle and 1 STT **vs. BUF (9/7)**
- Recovered 1 fumble to go along with 4 tackles **at SF (9/14)**
- Collected 10 tackles and 2 STTs **@ NYJ (9/22)**
- Tallied 4 tackles **@ CAR (10/5)**
- Finished with 1 STT **@ ATL (10/12)**

### 2014 CHICAGO BEARS

Date	W/L	Opp.	Tkls-S	Sk-YL	INT-Yds	PD	FF	FR	TFL
9/7	L	BUF	1-1	0-0	0-0	0	0	0	0
9/14	W	at SF	4-3	0-0	0-0	0	0	0	0
9/22	W	at NYJ	10-7	0-0	0-0	0	0	0	0
9/28	L	GB	0-0	0-0	0-0	0	0	0	0
10/5	L	at CAR	4-2	0-0	0-0	0	0	0	0
10/12	W	at ATL	0-0	0-0	0-0	0	0	0	0
10/19	L	MIA	0-0	0-0	0-0	0	0	0	0
10/26		at NE							
11/9		at GB							
11/16		MIN							
11/23		TB							
11/27		at DET							
12/4		DAL							
12/15		NO							
12/21		DET							
12/28		at MIN							
<b>Totals</b>	<b>0-0</b>		<b>19-13</b>	<b>0-0</b>	<b>0-0</b>	<b>0</b>	<b>0</b>	<b>0</b>	<b>0</b>

### DANNY McCRAY'S NFL STATISTICS

#### REGULAR SEASON

Year	Team	GP	GS	Tackles					Interceptions					Fumbles			Misc.	
				Tot	S	A	Sk	Yds	No	Yds	Lg	TD	PD	FF	FR	Yds	TFL	STT
2010	Dallas	16	0	4	3	1	0.0	0.0	1	0	0	0	1	0	0	0	0	28
2011	Dallas	14	0	5	4	1	1.0	7.0	0	0	0	0	1	1	0	0	1	19
2012	Dallas	15	10	87	50	37	0.0	0.0	1	0	0	0	5	0	0	0	1	18
2013	Dallas	15	0	0	0	0	0.0	0.0	0	0	0	0	0	0	0	0	0	9
2014	Chicago	7	0	19.0	13	6	0.0	0.0	0	0	-	0	0	0	1	0	0.0	4
<b>NFL totals</b>		<b>67</b>	<b>10</b>	<b>115.0</b>	<b>70</b>	<b>45</b>	<b>1.0</b>	<b>7.0</b>	<b>2</b>	<b>0</b>	<b>0</b>	<b>0</b>	<b>7</b>	<b>1</b>	<b>1</b>	<b>0</b>	<b>2.0</b>	<b>78</b>

#### SEASON / CAREER / PLAYOFF HIGHS

	2014	Career	Playoff
<b>Tackles</b> .....	10, at NYJ (9/22)	11, twice	None
<b>Solos</b> .....	7, at NYJ (9/22)	8, @ ATL (11/4/12)	None
<b>Pass Defenses</b> .....	None	1, seven times	None
<b>Interceptions</b> .....	None	1, twice	None



27

SHERRICK McMANIS

Ht: 6-1

Age: 26

Bears Season: 3

Acquired: Trade with HOU in 2012

Wt: 193

College: Northwestern

NFL Season: 5

CORNERBACK

**2014:**

- Tallied 1 STT vs. BUF (9/7)
- Recorded 1 STT at SF (9/14)
- Inactive with a quad injury weeks 3-6
- Credited with 3 tackles on defense and 1 STT vs. MIA (10/19)

**2014 CHICAGO BEARS**

Date	W/L	Opp.	Tkls-S	Sk-YL	INT-Yds	PD	FF	FR	TFL
9/7	L	BUF	0-0	0-0	0-0	0	0	0	0
9/14	W	at SF	0-0	0-0	0-0	0	0	0	0
9/22	W	at NYJ			INACTIVE				
9/28	L	GB			INACTIVE				
10/5	L	at CAR			INACTIVE				
10/12	W	at ATL			INACTIVE				
10/19	L	MIA	3-2	0-0	0-0	0	0	0	0
10/26		at NE							
11/9		at GB							
11/16		MIN							
11/23		TB							
11/27		at DET							
12/4		DAL							
12/15		NO							
12/21		DET							
12/28		at MIN							
<b>Totals</b>	<b>0-0</b>		<b>3-2</b>	<b>0-0</b>	<b>0-0</b>	<b>0</b>	<b>0</b>	<b>0</b>	<b>0</b>

**SHERRICK McMANIS' NFL STATISTICS**

**REGULAR SEASON**

Year	Team	GP	GS	Tackles					Interceptions					Fumbles			Misc.	
				Tot	S	A	Sk	Yds	No	Yds	Lg	TD	PD	FF	FR	Yds	TFL	STT
2010	Houston	14	0	2	1	1	0.0	0.0	1	1	1	0	1	0	0	0	0	11
2011	Houston	9	0	0	0	0	0.0	0.0	0	0	0	0	0	1	0	0	0	5
2012	Chicago	12	0	0	0	0	0.0	0.0	0	0	0	0	0	0	1	0	0	10
2013	Chicago	15	1	1.0	1	0	0.0	0.0	0	0	-	0	1	0	0	0	0.0	15
2014	Chicago	3	0	3.0	2	1	0.0	0.0	0	0	-	0	0	0	0	0	0.0	3
<b>Bears totals</b>		<b>30</b>	<b>1</b>	<b>4.0</b>	<b>3</b>	<b>1</b>	<b>0.0</b>	<b>0.0</b>	<b>0</b>	<b>0</b>	<b>0</b>	<b>0</b>	<b>1</b>	<b>0</b>	<b>1</b>	<b>0</b>	<b>0.0</b>	<b>28</b>
<b>NFL totals</b>		<b>53</b>	<b>1</b>	<b>6.0</b>	<b>4</b>	<b>2</b>	<b>0.0</b>	<b>0.0</b>	<b>1</b>	<b>1</b>	<b>1</b>	<b>0</b>	<b>2</b>	<b>1</b>	<b>1</b>	<b>0</b>	<b>0.0</b>	<b>44</b>



67

JORDAN MILLS

Ht: 6-5

Age: 23

Bears Season: 2

Acquired: 5th round of the 2013 draft

Wt: 316

College: Louisiana Tech

NFL Season: 2


TACKLE

**2014:**

- Started at RT weeks 1-7

**JORDAN MILLS' NFL STATISTICS**

**GAMES PLAYED-STARTED - 23-23:** 2013 CHI (16-16); 2014 CHI (7-7)



20

TERRANCE MITCHELL

Ht: 5-11

Age: 22

Wt: 195

College: Oregon

Acquired: Signed to active roster

CORNERBACK

- 2014:**
- Signed to active roster 10/13
  - Inactive **vs. MIA (10/19)**

**2014 CHICAGO BEARS**

Date	W/L	Opp.	Tkls-S	Sk-YL	INT-Yds	PD	FF	FR	TFL
9/7	L	BUF			PRACTICE SQUAD				
9/14	W	at SF			PRACTICE SQUAD				
9/22	W	at NYJ			PRACTICE SQUAD				
9/28	L	GB			PRACTICE SQUAD				
10/5	L	at CAR			PRACTICE SQUAD				
10/12	W	at ATL			PRACTICE SQUAD				
10/19	L	MIA			INACTIVE				
10/26		at NE							
11/9		at GB							
11/16		MIN							
11/23		TB							
11/27		at DET							
12/4		DAL							
12/15		NO							
12/21		DET							
12/28		at MIN							
<b>Totals</b>	<b>2-2</b>		<b>26-22</b>	<b>0-0</b>	<b>5-50</b>	<b>5</b>	<b>3</b>	<b>0</b>	<b>1</b>

**TERRANCE MITCHELL'S CAREER STATISTICS**

Year	Team	GP GS		Tackles					Interceptions					Fumbles			Misc.	
				Tot	S	A	Sk	Yds	No	Yds	Lg	TD	PD	FF	FR	Yds	TFL	STT
2014	Chicago	0	0	0.0	0	0	0.0	0.0	0	0	0	0	0	0	0	0	0.0	0
<b>SEASON / CAREER / PLAYOFF HIGHS</b>																		
<b>2014</b>				<b>Career</b>					<b>Playoff</b>									
<b>Tackles</b> .....				None	.....	None	.....	None	.....	None	.....	None	.....					
<b>Solos</b> .....				None	.....	None	.....	None	.....	None	.....	None	.....					
<b>Tackles For Loss</b> .....				None	.....	None	.....	None	.....	None	.....	None	.....					
<b>Interceptions</b> .....				None	.....	None	.....	None	.....	None	.....	None	.....					
<b>Sacks</b> .....				None	.....	None	.....	None	.....	None	.....	None	.....					





19

JOSH MORGAN

Ht: 6-1

Age: 28

Bears Season: 1

Acquired: Unrestricted free agent in 2014 (WAS)

Wt: 220

College: Virginia Tech

NFL Season: 7

WIDE RECEIVER

#### 2014:

- Started as the 3WR in his Bears debut... Collected 9 yards on 1 catch **vs. BUF (9/7)**
- Inactive with a groin injury @ **SF (9/14)**
- Saw action as a sub @ **NYJ (9/22)**
- Finished with 3 receptions for 24 yards (8.0 avg) **vs. GB (9/28)**
- Caught his lone catch for a 3-yard TD **at ATL (10/12)**

#### 2014 CHICAGO BEARS

Date	W/L	Opp.	Rec	Yds	Avg	Long	TD
9/7*	L	BUF	1	9	9.0	9	0
9/14	W	at SF		INACTIVE			
9/22	W	at NYJ	0	0	-	-	0
9/28*	L	GB	3	24	8.0	9	0
10/5*	L	at CAR	0	0	-	-	0
10/12*	W	at ATL	1	3	3.0	3	1
10/19*	L	MIA	0	0	-	-	0
10/26		at NE					
11/9		at GB					
11/16		MIN					
11/23		TB					
11/27		at DET					
12/4		DAL					
12/15		NO					
12/21		DET					
12/28		at MIN					
<b>Totals</b>	<b>1-4</b>		<b>5</b>	<b>36</b>	<b>7.2</b>	<b>9</b>	<b>1</b>

#### JOSH MORGAN'S NFL STATISTICS


##### REGULAR SEASON

Year	Team	GP-GS	Rec	Yds	Avg	Lg	TD	Rush	Yds	Avg	Lg	TD	STT
2008	San Francisco	12-1	20	319	16.0	48t	3	0	0	-	-	0	3
2009	San Francisco	16-15	52	527	10.1	61	3	5	61	12.2	20	0	3
2010	San Francisco	16-11	44	698	15.9	65	2	2	17	8.5	13	0	0
2011	San Francisco	5-5	15	220	14.7	30t	1	0	0	-	-	0	0
2012	Washington	16-15	48	510	10.6	32	2	3	25	8.3	9	0	0
2013	Washington	14-7	20	214	10.7	21	0	2	13	6.5	9	0	0
2014	Chicago	6-5	5	36	7.2	9	1	0	0	-	-	0	0
<b>NFL Totals</b>		<b>85-59</b>	<b>204</b>	<b>2,524</b>	<b>12.4</b>	<b>65</b>	<b>12</b>	<b>12</b>	<b>116</b>	<b>9.7</b>	<b>20</b>	<b>0</b>	<b>6</b>

##### SEASON / CAREER / PLAYOFF HIGHS

	2014	Career	Playoff
Receptions .....	3, vs. GB (9/28)	7, twice.....	1, vs SEA (1/6/13)
Receiving Yards .....	24, vs. GB (9/28)	106, @ SD (12/16/10)...	0, vs. SEA (1/6/13)
Longest Reception .....	9, twice.....	65, vs. STL (11/14/10)...	0, vs. SEA (1/6/13)
Receiving TDs .....	1, at ATL (10/12)	1, twelve times .....	None





Date	W/L	Opp.	Tkls-S	Sk-YL	INT-Yds	PD	FF	FR	TFL
9/7*	L	BUF	10-7	0-0	0-0	0	0	0	0
9/14*	W	at SF	8-7	0-0	0-0	0	0	0	0
9/22*	W	at NYJ	1-1	0-0	1-45	0	0	0	0
9/28*	L	GB	6-4	0-0	0-0	0	0	0	0
10/5*	L	at CAR	6-2	0-0	0-0	0	0	0	0
10/12*	W	at ATL	3-1	0-0	0-0	2	0	0	0
10/19*	L	MIA	6-5	0-0	0-0	0	0	0	0
10/26		at NE							
11/9		at GB							
11/16		MIN							
11/23		TB							
11/27		at DET							
12/4		DAL							
12/15		NO							
12/21		DET							
12/28		at MIN							
Totals	3-4		40-27	0-0	1-45	2	0	0	0

REGULAR SEASON																			
Year	Team	GP	GS	Tackles					Interceptions					Fumbles			Misc.		
				Tot	S	A	Sk	Yds	No	Yds	Lg	TD	PD	FF	FR	Yds	TFL	STT	
2008	Pittsburgh								PRACTICE SQUAD										
2009	Pittsburgh	16	0	6	5	1	0.0	0.0	0	0	0	0	1	0	1	n/a	0	19	
2010	Pittsburgh	16	2	18	14	4	0.0	0.0	0	0	0	0	4	0	0	0	0	11	
2011	Pittsburgh	16	0	24	15	9	0.0	0.0	1	5	5	0	1	0	0	0	0	13	
2012	Pittsburgh	16	3	25	20	5	0.0	0.0	0	0	0	0	2	0	1	n/a	1	14	
2013	NY Giants	16	9	70	43	27	1.0	4.0	1	91	91	0	2	0	1	n/a	4	7	
2014	Chicago	7	7	40.0	27	13	0.0	0.0	1	45	45	0	2	0	0	0	0.0	4	
NFL totals		87	21	183.0	124	59	1.0	4.0	3	141	91	0	12	0	3	N/A	5.0	68	
ADDITIONAL STATS: Receptions - 1: 33-yard reception vs. TEN (10/9/11).																			



#### 2014:

- Punted the ball four times for 160 yards (40.0 avg) with 1 punt downed inside the opponents 20 **vs. BUF (9/7)**
- Punted 5 times for 238 yards (47.6 avg)... Tallied 1 TB and 1 punt downed inside the 20... Added 1 STT **@ SF (9/14)**
- Credited with 5 punts for 213 yards (42.6 avg) **@ NYJ (9/22)**

- Finished with 4 punts for 209 yards (52.3 avg) with 2 punts downed inside the 20 **@ CAR (10/5)**
- Punted 5 times for 201 yards (40.2 avg) with 2 punts downed inside the opponents 20 **at ATL (10/12)**
- Finished the game with 159 yards punting on 3 attempts (53.0 avg), with 2 punts downed inside the 20 **vs. MIA (10/19)**

#### 2014 CHICAGO BEARS

DATE	W/L	Opp.	No.	Yds	Avg	Net	Long	In-20
9/7	L	BUF	4	160	40.0	36.5	45	1
9/14	W	at SF	5	238	47.6	32.2	52	1
9/22	W	at NYJ	5	213	42.6	40.6	49	0
9/28	L	GB	0	0	-	-	-	0
10/5	L	at CAR	4	209	51.3	31.0	59	2
10/12	W	at ATL	5	201	40.2	34.2	46	2
10/19	L	MIA	3	159	53.0	45.7	58	2
10/26		at NE						
11/9		at GB						
11/16		MIN						
11/23		TB						
11/27		at DET						
12/4		DAL						
12/15		NO						
12/21		DET						
12/28		at MIN						
<b>Totals</b>	<b>0-0</b>		<b>26</b>	<b>1,176</b>	<b>45.2</b>	<b>36.1</b>	<b>59</b>	<b>8</b>


#### PAT O'DONNELL'S NFL STATISTICS

##### REGULAR SEASON

Year	Team	GP	Punts	Yds	Avg	Opp Ret	Yds	Net	TB	In-20	Lg	Blk
2014	Chicago	7	26	1,176	45.2	16	161	36.1	2	8	59	1

##### SEASON / CAREER / PLAYOFF HIGHS

	2014	Career	Playoff
<b>Punts</b> .....	5, three times.....	Same.....	None
<b>Punting Yards</b> .....	238, at SF (9/14).....	Same.....	None
<b>Gross Avg. (Min 4)</b> .....	51.3, at ATL (10/12).....	Same.....	None
<b>Punts In-the-20</b> .....	2, three times.....	Same.....	None
<b>Longest Punt</b> .....	59, @ CAR (10/5).....	Same.....	None




70

MICHAEL  
OLA

Ht: 6-4  
Age: 26  
Bears Season: 1  
Acquired: Waived free agent in 2014 (MIA)

Wt: 312  
College: Hampton  
NFL Season: Rookie

**TACKLE/  
GUARD**

2014:

- Entered the game as a sub **vs. BUF (9/7)**
- Started at LG weeks 2-4
- Started at LT weeks 5-6

MICHAEL OLA'S NFL STATISTICS	
REGULAR SEASON	
GAMES PLAYED-STARTED - 6-5: 2014 CHI (6-5)	



92

STEPHEN PAEA

Ht: 6-1

Age: 26

Bears Season: 4

Acquired: 2nd round of the 2011 draft

Wt: 300

College: Oregon State

NFL Season: 4

DEFENSIVE TACKLE

#### 2014:

- Tied for 2nd amongst DTs in sacks (4)
- Collected 3 tackles **vs. BUF (9/7)**
- Collected 1 sack **at SF (9/14)**
- Collected 2 tackles, including 1 sack, and 1 PBU **@ NYJ (9/22)**
- Finished with 1 tackle **vs. GB (9/28)**
- Credited with 4 tackles, including 1 sack **@ CAR (10/5)**
- Totaled 4 tackles, including 1 sack, and 1 PBU **@ ATL (10/12)**
- Finished with 3 tackles **vs. MIA (10/19)**

#### 2014 CHICAGO BEARS

Date	W/L	Opp.	Tkls-S	Sk-YL	INT-Yds	PD	FF	FR	TFL
9/7*	L	BUF	3-3	0-0	0-0	0	0	0	0
9/14*	W	at SF	1-1	1-0	0-0	0	0	0	0
9/22*	W	at NYJ	3-3	1-1	0-0	0	0	0	0
9/28*	L	GB	1-1	0-0	0-0	0	0	0	0
10/5*	L	at CAR	4-2	1-8	0-0	1	0	0	0
10/12*	W	at ATL	4-2	1-8	0-0	1	0	0	0
10/19*	L	MIA	3-2	0-0	0-0	0	0	0	0
10/26		at NE							
11/9		at GB							
11/16		MIN							
11/23		TB							
11/27		at DET							
12/4		DAL							
12/15		NO							
12/21		DET							
12/28		at MIN							
<b>Totals</b>	<b>3-4</b>		<b>19-14</b>	<b>4-17</b>	<b>0-0</b>	<b>1</b>	<b>0</b>	<b>0</b>	<b>0</b>

#### STEPHEN PAEA'S NFL STATISTICS


##### REGULAR SEASON

Year	Team	GP	GS	Tackles					Interceptions					Fumbles			Misc.	
				Tot	S	A	Sk	Yds	No	Yds	Lg	TD	PD	FF	FR	Yds	TFL	STT
2011	Chicago	11	0	18	7	11	2.0	9.0	0	0	0	0	0	0	0	-	2.0	0
2012	Chicago	15	14	30	16	14	2.5	14.5	0	0	0	0	0	0	0	-	2.5	0
2013	Chicago	13	10	29.0	13	10	1.5	11.5	0	0	-	0	4	0	0	0	4.5	0
2014	Chicago	7	7	19.0	14	5	4.0	17.0	0	0	-	0	2	0	0	0	0.0	0
<b>NFL Totals</b>		<b>46</b>	<b>31</b>	<b>96.0</b>	<b>50</b>	<b>40</b>	<b>10.0</b>	<b>52.0</b>	<b>0</b>	<b>0</b>	<b>-</b>	<b>0</b>	<b>6</b>	<b>0</b>	<b>0</b>	<b>0</b>	<b>9.0</b>	<b>0</b>

**ADDITIONAL STATS: Safeties - 1:** Sacked QB Donovan McNabb in end zone vs. MIN (10/16/11).

##### SEASON / CAREER / PLAYOFF HIGHS

	2014	Career	Playoff
<b>Tackles</b> .....	4, twice .....	8, vs. DET (11/10/13) ...	None
<b>Solos</b> .....	3, twice .....	4, vs. DET (11/10/13) ...	None
<b>Sacks</b> .....	1, three times.....	1, five times .....	None




35

SENORISE  
PERRY

Ht: 6-0  
Age: 22

Wt: 187  
College: Louisville

Acquired: Undrafted free agent in 2014



RUNNING BACK

2014:

- Returned 1 kickoff for 21 yards in his NFL debut...  
Added 1 STT vs. BUF (9/7)
- Returned 1 kickoff for 21 yards @ SF (9/14)
- Credited with 1 STT @ NYJ (9/22)
- Totaled 1 STT vs. GB (9/28)
- Finished with 1 STT and 1 FF @ CAR (10/5)
- Finished with 1 STT @ ATL (10/12)
- Tallied 1 STT vs. MIA (10/19)

2014 CHICAGO BEARS

Date	W/L	Opp.	Rush	Yds	Avg.	Lg	TD	Rec	Yds	Avg.	Lg	TD
9/7	L	BUF	0	0	-	-	0	0	0	-	-	0
9/14	W	at SF	0	0	-	-	0	0	0	-	-	0
9/22	W	at NYJ	0	0	-	-	0	0	0	-	-	0
9/28	L	GB	0	0	-	-	0	0	0	-	-	0
10/5	L	at CAR	0	0	-	-	0	0	0	-	-	0
10/12	W	at ATL	0	0	-	-	0	0	0	-	-	0
10/19	L	MIA	0	0	-	-	0	0	0	-	-	0
10/26		at NE										
11/9		at GB										
11/16		MIN										
11/23		TB										
11/27		at DET										
12/4		DAL										
12/15		NO										
12/21		DET										
12/28		at MIN										
<b>Totals</b>	<b>0-0</b>		<b>0</b>	<b>0</b>	<b>-</b>	<b>-</b>	<b>0</b>	<b>0</b>	<b>0</b>	<b>-</b>	<b>-</b>	<b>0</b>

2013 CHICAGO BEARS

Date	W/L	Opp.	KR	Yds	Avg	Lg	TD
9/7	L	BUF	1	21	21.0	21	0
9/14	W	at SF	1	21	21.0	21	0
9/22	W	at NYJ	0	0	-	-	0
9/28	L	GB	0	0	-	-	0
10/5	L	at CAR	0	0	-	-	0
10/12	W	at ATL	0	0	-	-	0
10/19	L	MIA	0	0	-	-	0
10/26		at NE					
11/9		at GB					
11/16		MIN					
11/23		TB					
11/27		at DET					
12/4		DAL					
12/15		NO					
12/21		DET					
12/28		at MIN					
<b>Totals</b>	<b>0-0</b>		<b>2</b>	<b>42</b>	<b>21.0</b>	<b>21</b>	<b>0</b>

SENORISE PERRY'S NFL STATISTICS

REGULAR SEASON

Year	Team	GP-GS	Rush	Yds	Avg	Lg	TD	Rec	Yds	Avg	Lg	TD	STT
2014	Chicago	7-0	0	0	-	-	0	0	0	-	-	0	6

**ADDITIONAL STATS:** Kickoff Return: Career (2 returns for 42 yards). Forced Fumbles: 1: 1 at CAR (10/5/14).

SEASON / CAREER / PLAYOFF HIGHS

	2014	Career	Playoff
Rushes	None	None	None
Rushing Yards	None	None	None
Longest Run	None	None	None
Rushing TDs	None	None	None
Receptions	None	None	None
Receiving Yards	None	None	None
Longest Reception	None	None	None
Receiving TDs	None	None	None



90

JEREMIAH RATLIFF

Ht: 6-4

Age: 32

Bears Season: 2

Acquired: Unrestricted free agent in 2013 (DAL)

Wt: 303

College: Auburn

NFL Season: 10

DEFENSIVE TACKLE

#### 2014:

- 5th amongst DTs in sacks (3.5)
- 3.5 sacks vs. MIA (10/19) ranks 7th in NFL history for sacks by a DT in a single game
- Led the DL in tackles with 6 **vs. BUF (9/7)**
- Recorded 1 TFL **at SF (9/14)**
- Inactive with a concussion weeks 3-5
- Credited with 8 tackles, including 3.5 sacks and a ½ TFL **vs. MIA (10/19)**

#### 2014 CHICAGO BEARS

Date	W/L	Opp.	Tkls-S	Sk-YL	INT-Yds	PD	FF	FR	TFL
9/7*	L	BUF	6-4	0-0	0-0	0	0	0	0
9/14*	W	at SF	1-1	0-0	0-0	0	0	0	1
9/22	W	at NYJ			INACTIVE				
9/28	L	GB			INACTIVE				
10/5	L	at CAR			INACTIVE				
10/12*	W	at ATL	0-0	0-0	0-0	0	0	0	0
10/19*	L	MIA	8-5	3.5-17	0-0	0	0	0	0.5
10/26		at NE							
11/9		at GB							
11/16		MIN							
11/23		TB							
11/27		at DET							
12/4		DAL							
12/15		NO							
12/21		DET							
12/28		at MIN							
<b>Totals</b>	<b>2-1</b>		<b>15-10</b>	<b>3.5-17</b>	<b>0-0</b>	<b>0</b>	<b>0</b>	<b>0</b>	<b>1.5</b>

#### JEREMIAH RATLIFF'S NFL STATISTICS

##### REGULAR SEASON

		Tackles							Interceptions					Fumbles			Misc.	
Year	Team	GP	GS	Tot	S	A	Sk	Yds	No	Yds	Lg	TD	PD	FF	FR	Yds	TFL	STT
2005	Dallas	4	1	5	2	3	1.0	7.0	0	0	-	0	0	0	0	0	0	0
2006	Dallas	15	0	17	13	4	4.0	27.0	0	0	-	0	1	1	3	0	0	0
2007	Dallas	15	14	28	15	13	3.0	17.0	0	0	-	0	4	0	2	0	4.0	0
2008	Dallas	16	16	83	43	40	7.5	56.0	0	0	-	0	4	0	1	0	6.0	0
2009	Dallas	16	16	83	33	50	6.0	43.0	0	0	-	0	2	3	4	0	8.0	0
2010	Dallas	16	16	34	25	9	3.5	28.0	0	0	-	0	2	1	2	0	0	0
2011	Dallas	16	16	42	28	14	2.0	9.0	0	0	-	0	5	0	1	0	6.0	0
2012	Dallas	6	6	25	15	10	0.0	0.0	0	0	-	0	0	0	0	0	1.0	0
2013	Chicago	5	4	14.5	9	3	1.5	7.0	0	0	-	0	0	0	0	0	1.0	0
2014	Chicago	4	4	15.0	10	5	3.5	17.0	0	0	-	0	0	0	0	0	1.5	0
<b>Bears totals</b>		<b>9</b>	<b>8</b>	<b>29.5</b>	<b>19</b>	<b>8</b>	<b>5.0</b>	<b>24.0</b>	<b>0</b>	<b>0</b>	<b>-</b>	<b>0</b>	<b>0</b>	<b>0</b>	<b>0</b>	<b>0</b>	<b>2.5</b>	<b>0</b>
<b>NFL Totals</b>		<b>113</b>	<b>93</b>	<b>346.5</b>	<b>193</b>	<b>151</b>	<b>32.0</b>	<b>211.0</b>	<b>0</b>	<b>0</b>	<b>-</b>	<b>0</b>	<b>18</b>	<b>5</b>	<b>13</b>	<b>0</b>	<b>27.5</b>	<b>0</b>

##### SEASON / CAREER / PLAYOFF HIGHS

	2014	Career	Playoff
<b>Tackles</b> .....	8, vs. MIA (10/19).....	8, six times.....	6, vs. MIN (1/17/10)
<b>Solos</b> .....	5, vs. MIA (10/19).....	5, seven times.....	3, vs. MIN (1/17/10)
<b>Sacks</b> .....	3.5, vs. MIA (10/19).....	Same .....	1, vs. MIN (1/17/10)





88

DANTE ROSARIO

Ht: 6-3

Age: 29

Bears Season: 2

Acquired: Trade in 2013 (DAL)

Wt: 242

College: Oregon

NFL Season: 8

TIGHT END

#### 2014:

- Caught 1 ball for 12 yards **vs. BUF (9/7)**
- Gained 9 yards on 1 catch **@ SF (9/14)**
- Gained 8 yards on 1 catch **@ NYJ (9/22)**
- Gained 20 yards on 3 catches (6.7 avg) **@ CAR (10/5)**
- Gained 15 yards on 2 receptions (7.5 avg) **vs. MIA (10/19)**

#### 2013 CHICAGO BEARS

Date	W/L	Opp.	Rec	Yds	Avg	Long	TD
9/7	L	BUF	1	12	12.0	12	0
9/14	W	at SF	1	9	9.0	9	0
9/22	W	at NYJ	1	9	9.0	9	0
9/28	L	GB	0	0	-	-	0
10/5	L	at CAR	3	20	6.7	9	0
10/12	W	at ATL	0	0	-	-	0
10/19	L	MIA	2	15	7.5	10	0
10/26		at NE					
11/9		at GB					
11/16		MIN					
11/23		TB					
11/27		at DET					
12/4		DAL					
12/15		NO					
12/21		DET					
12/28		at MIN					
<b>Totals</b>	<b>0-0</b>		<b>8</b>	<b>64</b>	<b>8.0</b>	<b>12</b>	<b>0</b>

#### DANTE ROSARIO'S NFL STATISTICS

##### REGULAR SEASON

Year	Team	GP-GS	Rec	Yds	Avg	Lg	TD	STT
2007	Carolina	16-2	6	108	18.0	54	2	5
2008	Carolina	16-5	18	209	11.6	24	1	2
2009	Carolina	14-8	26	313	12.0	26	2	3
2010	Carolina	16-6	32	264	8.3	26	0	0
2011	TOTAL	16-3	7	117	16.7	32	0	9
2012	San Diego	13-2	10	95	9.5	18	3	4
2013	Chicago	15-3	1	13	13.0	13	0	5
2014	Chicago	7-0	8	64	8.0	12	0	0
<b>Bears totals</b>		<b>22-3</b>	<b>9</b>	<b>77</b>	<b>8.6</b>	<b>20</b>	<b>0</b>	<b>5</b>
<b>NFL totals</b>		<b>113-29</b>	<b>108</b>	<b>1,183</b>	<b>11.0</b>	<b>54</b>	<b>8</b>	<b>28</b>

**ADDITIONAL STATS:** Rushes - 1: (-2)-yards at CLE (11/28/10).





76

TREVOR SCOTT

Ht: 6-5

Age: 29

Bears Season: 1

Acquired: Unrestricted free agent in 2014 (TB)

Wt: 260

College: Buffalo

NFL Season: 7



76

TREVOR SCOTT

DEFENSIVE END

- 2014:
- Played as a sub weeks 1-2
  - Inactive with a foot injury @ NYJ (9/22)
  - Totaled 1 STT @ CAR (10/5)
  - Inactive vs. MIA (10/19)

2014 CHICAGO BEARS

Date	W/L	Opp.	Tkls-S	Sk-YL	INT-Yds	PD	FF	FR	TFL
9/7	L	BUF	0-0	0-0	0-0	0	0	0	0
9/14	W	at SF	0-0	0-0	0-0	0	0	0	0
9/22	W	at NYJ			INACTIVE				
9/28	L	GB	0-0	0-0	0-0	0	0	0	0
10/5	L	at CAR	0-0	0-0	0-0	0	0	0	0
10/12	W	at ATL	0-0	0-0	0-0	0	0	0	0
10/19	L	MIA			INACTIVE				
10/26		at NE							
11/9		at GB							
11/16		MIN							
11/23		TB							
11/27		at DET							
12/4		DAL							
12/15		NO							
12/21		DET							
12/28		at MIN							
Totals	0-0		0-0	0-0	0-0	0	0	0	0

TREVOR SCOTT'S NFL STATISTICS																		
REGULAR SEASON																		
Year	Team	GP	GS	Tackles					Interceptions					Fumbles			Misc.	
				Tot	S	A	Sk	Yds	No	Yds	Lg	TD	PD	FF	FR	Yds	TFL	STT
2008	Oakland	16	0	15	10	5	5.0	27.0	0	0	-	0	0	1	0	0	6	0
2009	Oakland	16	6	37	33	4	7.0	47.0	0	0	-	0	0	0	0	0	11	0
2010	Oakland	10	10	21	12	9	1.5	5.5	0	0	-	0	1	0	0	0	1	0
2011	Oakland	16	0	7	6	1	0.0	0.0	0	0	-	0	0	0	0	0	1	0
2012	New England	14	2	11	5	6	3.0	7.0	0	0	-	0	0	1	0	0	2	0
2013	Tampa Bay	4	0	3	2	1	0.0	0.0	0	0	-	0	0	0	0	0	0	0
2014	Chicago	5	0	0.0	0	0	0.0	0.0	0	0	-	0	0	0	0	0	0.0	1
NFL totals		81	18	94.0	68	26	16.5	86.5	0	0	-	0	1	2	0	0	21.0	21



96

DARRYL SHARPTON

Ht: 5-11

Age: 26

Bears Season: 1

Acquired: Waived free agent in 2014 (WAS)

Wt: 235

College: Miami (FL)

NFL Season: 5

LINEBACKER

- 2014:
- Signed with the Bears 9/25
  - Finished with 10 tackles and 2 PBUs in his first start as a Bear @ ATL (10/12)
  - Led the team in tackles with 11 vs. MIA (10/19)

2014 CHICAGO BEARS

Date	W/L	Opp.	Tkls-S	Sk-YL	INT-Yds	PD	FF	FR	TFL
9/7	L	BUF			NOT WITH TEAM				
9/14	W	at SF			NOT WITH TEAM				
9/22	W	at NYJ			NOT WITH TEAM				
9/28	L	GB	0-0	0-0	0-0	0	0	0	0
10/5	L	at CAR	0-0	0-0	0-0	0	0	0	0
10/12*	W	at ATL	10-4	0-0	0-0	2	0	0	0
10/19	L	MIA	11-5	0-0	0-0	0	0	0	0
10/26		at NE							
11/9		at GB							
11/16		MIN							
11/23		TB							
11/27		at DET							
12/4		DAL							
12/15		NO							
12/21		DET							
12/28		at MIN							
Totals	1-0		21-9	0-0	0-0	2	0	0	0

DARRYL SHARPTON'S NFL STATISTICS

REGULAR SEASON																			
Year	Team	GP	GS	Tackles					Interceptions					Fumbles			Misc.		
				Tot	S	A	Sk	Yds	No	Yds	Lg	TD	PD	FF	FR	Yds	TFL	STT	
2010	Houston	12	6	21.0	13	8	1.0	9.0	0	0	-	0	0	0	0	0	0	3	13
2011	Houston	8	0	9.0	9	0	0.0	0.0	0	0	-	0	0	0	0	0	0	0	3
2012	Houston	7	5	27.0	15	12	0.0	0.0	1	-2	-	0	2	0	1	0	1	0	
2013	Houston	15	8	87.0	56	31	0.0	0.0	0	0	-	0	1	1	0	0	2.0	0	
2014	Chicago	4	1	21.0	9	12	0.0	0.0	0	0	-	0	2	0	0	0	0.0	0	
NFL totals		46	20	165.0	102	63	1.0	9.0	1	-2	-	0	5	1	1	0	6.0	16	



68

MATT SLAUSON

Ht: 6-5  
Age: 28  
Bears Season: 2  
Acquired: Unrestricted free agent in 2013 (NYJ)

Wt: 315  
College: Nebraska  
NFL Season: 6

GUARD

- 2014:
- Started at LG weeks 1, 5-7
  - Inactive with an ankle injury weeks 2-4

MATT SLAUSON'S NFL STATISTICS	
GAMES PLAYED-STARTED - 71-68; BEARS CAREER - 20-20: 2009 NYJ (3-0); 2010 NYJ (16-16); 2011 NYJ (16-16); 2012 NYJ (16-16); 2013 CHI (16-16); 2014 CHI (4-4)	



93

WILL SUTTON

Ht: 6-0

Age: 22

Wt: 303

College: Arizona State

Acquired: 3rd round of the 2014 draft (82nd overall)

DEFENSIVE TACKLE


- 2014:
- Picked-up 1 tackle in his NFL debut **vs. BUF (9/7)**
  - Recorded 1 tackle **at SF (9/14)**
  - Finished with 3 tackles **@ NYJ (9/22)**
  - Totaled 2 tackles **vs. GB (9/28)**
  - Finished with 3 tackles **@ CAR (10/5)**
  - Credited with 1 PBU **@ ATL (10/12)**
  - Finished with 2 tackles **vs. MIA (10/19)**

2014 CHICAGO BEARS

Date	W/L	Opp.	Tkls-S	Sk-YL	INT-Yds	PD	FF	FR	TFL
9/7	L	BUF	1-1	0-0	0-0	0	0	0	0
9/14	W	at SF	1-0	0-0	0-0	0	0	0	0
9/22*	W	at NYJ	4-4	0-0	0-0	0	0	0	1
9/28*	L	GB	2-2	0-0	0-0	0	0	0	0
10/5*	L	at CAR	3-3	0-0	0-0	0	0	0	0
10/12	W	at ATL	0-0	0-0	0-0	1	0	0	0
10/19	L	MIA	2-2	0-0	0-0	0	0	0	0
10/26		at NE							
11/9		at GB							
11/16		MIN							
11/23		TB							
11/27		at DET							
12/4		DAL							
12/15		NO							
12/21		DET							
12/28		at MIN							
Totals	1-2		13-12	0-0	0-0	1	0	0	1

WILL SUTTON'S NFL STATISTICS

REGULAR SEASON																			
Year	Team	Tackles							Interceptions					Fumbles			Misc.		
		GP	GS	Tot	S	A	Sk	Yds	No	Yds	Lg	TD	PD	FF	FR	Yds	TFL	STT	
2014	Chicago	7	3	13.0	12	1	0.0	0.0	0	0	-	0	1	0	0	0	1.0	0	
SEASON / CAREER / PLAYOFF HIGHS																			
		2014					Career					Playoff							
Tackles		4, at NYJ (9/22)					Same					None							
Solos		4, at NYJ (9/22)					Same					None							
Tackles For Loss		1, at NYJ (9/22)					None					None							
Interceptions		None					None					None							
Sacks		None					None					None							



45

BROCK VEREEN

Ht: 5-11

Age: 21

Wt: 199

College: Minnesota

Acquired: 4th round of the 2014 draft (131st overall)

SAFETY

2014:

- Played as a sub **vs. BUF (9/7)**
- Credited with 2 tackles and 1 STT **at SF (9/14)**
- Finished with 3 tackles and 2 STTs **@ NYJ (9/22)**
- Tallied 1 tackle and a team high 2 STTs **@ ATL (10/12)**
- Credited with 5 tackles in his first NFL start **vs. MIA (10/19)**

2014 CHICAGO BEARS

Date	W/L	Opp.	Tkls-S	Sk-YL	INT-Yds	PD	FF	FR	TFL
9/7	L	BUF	0-0	0-0	0-0	0	0	0	0
9/14	W	at SF	2-0	0-0	0-0	0	0	0	0
9/22	W	at NYJ	3-2	0-0	0-0	0	0	0	0
9/28	L	GB	0-0	0-0	0-0	0	0	0	0
10/5	L	at CAR	0-0	0-0	0-0	0	0	0	0
10/12	W	at ATL	1-1	0-0	0-0	0	0	0	0
10/19*	L	MIA	5-5	0-0	0-0	0	0	0	0
10/26		at NE							
11/9		at GB							
11/16		MIN							
11/23		TB							
11/27		at DET							
12/4		DAL							
12/15		NO							
12/21		DET							
12/28		at MIN							
<b>Totals</b>	<b>0-0</b>		<b>11-8</b>	<b>0-0</b>	<b>0-0</b>	<b>0</b>	<b>0</b>	<b>0</b>	<b>0</b>

BROCK VEREEN'S CAREER STATISTICS

Year	Team	GP	GS	Tackles					Interceptions					Fumbles			Misc.	
				Tot	S	A	Sk	Yds	No	Yds	Lg	TD	PD	FF	FR	Yds	TFL	STT
2014	Chicago	7	1	11.0	8	3	0.0	0.0	0	0	-	0	0	0	0	0	0.0	5

SEASON / CAREER / PLAYOFF HIGHS

	2014	Career	Playoff
<b>Tackles</b> .....	5, vs. MIA (10/19).....	Same .....	None .....
<b>Solos</b> .....	5, vs. MIA (10/19).....	Same .....	None .....
<b>Tackles For Loss</b> .....	None.....	None .....	None .....
<b>Interceptions</b> .....	None.....	None .....	None .....
<b>Sacks</b> .....	None.....	None .....	None .....



Date	W/L	Opp.	Tkls-S	Sk-YL	INT-Yds	PD	FF	FR	TFL
9/7	L	BUF			INACTIVE				
9/14	W	at SF			INACTIVE				
9/22	W	at NYJ	0-0	0-0	0-0	0	0	0	0
9/28	L	GB	0-0	0-0	0-0	0	0	0	0
10/5	L	at CAR	0-0	0-0	0-0	0	0	0	0
10/12	W	at ATL	0-0	0-0	0-0	0	0	0	0
10/19	L	MIA	0-0	0-0	0-0	0	0	0	0
10/26		at NE							
11/9		at GB							
11/16		MIN							
11/23		TB							
11/27		at DET							
12/4		DAL							
12/15		NO							
12/21		DET							
12/28		at MIN							
Totals	0-0		0-0	0-0	0-0	0	0	0	0

### REGULAR SEASON

[illegible]

## SEASON / CAREER / PLAYOFF HIGHS

	2014	Career	Playoff
<b>Tackles</b> .....	None.....	1, vs. DET (11/10).....	None
<b>Solos</b> .....	None.....	None.....	None
<b>Sacks</b> .....	None.....	None.....	None
<b>Sack Yards</b> .....	None.....	None.....	None



82

CHRIS WILLIAMS

Ht: 5-8

Age: 26

Bears Season: 1

Acquired: Signed from practice squad in 2013 (NO)

Wt: 175

College: New Mexico St.

NFL Season: 1

WIDE RECEIVER

2014:

- Signed to active roster 9/13
- Played as a sub @ SF (9/14)
- Returned 2 kickoffs for 45 yards (22.5 avg) @ CAR (10/5)
  - Returned 2 kickoffs for 35 yards (17.5 avg) at ATL (10/12)
- Returned 2 kickoffs for 75 yards (37.5 avg) vs. MIA (10/19)

2014 CHICAGO BEARS

Date	W/L	Opp.	Rec	Yds	Avg	Long	TD
9/7	L	BUF	NOT WITH TEAM				
9/14	W	at SF	0	0	-	-	0
9/22	L	at NYJ	PRACTICE SQUAD				
9/28	L	GB	PRACTICE SQUAD				
10/5	W	at CAR	0	0	-	-	0
10/12	W	at ATL	0	0	-	-	0
10/19	L	MIA	0	0	-	-	0
10/26		at NE					
11/9		at GB					
11/16		MIN					
11/23		TB					
11/27		at DET					
12/4		DAL					
12/15		NO					
12/21		DET					
12/28		at MIN					
Totals	0-0		0	0	-	-	0

2013 CHICAGO BEARS

Date	W/L	Opp.	KR	Yds	Avg	Lg	TD
9/7	L	BUF	NOT WITH TEAM				
9/14	W	at SF	0	0	-	-	0
9/22	W	at NYJ	PRACTICE SQUAD				
9/28	L	GB	PRACTICE SQUAD				
10/5	L	at CAR	2	45	22.5	24	0
10/12	W	at ATL	2	35	17.5	18	0
10/19	L	MIA	2	75	37.5	50	0
10/26		at NE					
11/9		at GB					
11/16		MIN					
11/23		TB					
11/27		at DET					
12/4		DAL					
12/15		NO					
12/21		DET					
12/28		at MIN					
Totals	0-0		6	155	25.8	50	0

CHRIS WILLIAMS' NFL STATISTICS

REGULAR SEASON

Year	Team	GP-GS	Rec	Yds	Avg	Lg	TD	Rush	Yds	Avg	Lg	TD
2014	Chicago	4-0	0	0	-	-	0	0	0	-	-	0

ADDITIONAL STATS: Kickoff Return: Career (4 returns for 80 yards).

SEASON / CAREER / PLAYOFF HIGHS

	2014	Career	Playoff
Receptions .....	None.....	None.....	None.....
Receiving Yards .....	None.....	None.....	None.....
Longest Reception .....	None.....	None.....	None.....
Receiving TDs .....	None.....	None.....	None.....





58

D.J.  
WILLIAMS

Ht: 6-1  
Age: 31  
Bears Season: 2  
Acquired: Waived free agent in 2013 (DEN)

Wt: 242  
College: Miami (FL)  
NFL Season: 11

LINEBACKER

2014:

- Totalled 2 tackles **vs. BUF (9/7)**
- Tallied 3 tackles **at SF (9/14)**
- Credited with 9 tackles **@ NYJ (9/22)**
- Tallied 3 tackles **vs. GB (9/28)**
- Finished with 7 tackles **@ CAR (10/5)**
- Inactive with a neck injury **@ ATL (10/12)**
- Totalled 1 PBU and 5 tackles, including a ½ TFL **vs. MIA (10/19)**

2014 CHICAGO BEARS

Date	W/L	Opp.	Tkls-S	Sk-YL	INT-Yds	PD	FF	FR	TFL
9/7*	L	BUF	2-0	0-0	0-0	0	0	0	0
9/14*	W	at SF	3-2	0-0	0-0	0	0	0	0
9/22	W	at NYJ	9-6	0-0	0-0	0	0	0	0
9/28*	L	GB	3-2	0-0	0-0	0	0	0	0
10/5*	L	at CAR	7-4	0-0	0-0	0	0	0	0
10/12	W	at ATL	INACTIVE						
10/19*	L	MIA	5-2	0-0	0-0	1	0	0	0.5
10/26		at NE							
11/9		at GB							
11/16		MIN							
11/23		TB							
11/27		at DET							
12/4		DAL							
12/15		NO							
12/21		DET							
12/28		at MIN							
<b>Totals</b>	<b>1-4</b>		<b>29-16</b>	<b>0-0</b>	<b>0-0</b>	<b>1</b>	<b>0</b>	<b>0</b>	<b>0.5</b>

D.J. WILLIAMS' NFL STATISTICS

REGULAR SEASON

Year	Team	GP	GS	Tackles					Interceptions					Fumbles			Misc.	
				Tot	S	A	Sk	Yds	No	Yds	Lg	TD	PD	FF	FR	Yds	TFL	STT
2004	Denver	16	14	114	82	32	2.0	13.0	1	10	10	0	9	1	0	N/A	N/A	8
2005	Denver	16	14	68	44	24	0.0	0.0	0	0	-	0	5	1	0	N/A	N/A	2
2006	Denver	16	15	86	69	17	1.0	8.0	0	0	-	0	3	2	0	N/A	N/A	0
2007	Denver	16	16	170	121	49	1.0	14.0	1	0	0	0	4	3	2	N/A	N/A	0
2008	Denver	11	11	103	83	20	2.5	13.0	0	0	-	0	1	0	1	N/A	N/A	0
2009	Denver	16	16	122	100	22	3.5	25.0	0	0	-	0	7	3	2	N/A	N/A	0
2010	Denver	16	15	119	94	25	5.5	28.5	0	0	-	0	9	1	1	N/A	N/A	0
2011	Denver	13	13	90	70	20	5.0	38.0	0	0	-	0	2	3	1	N/A	N/A	0
2012	Denver	7	1	14	10	4	0.0	0.0	0	0	-	0	1	0	0	N/A	N/A	N/A
2013	Chicago	6	4	39.0	21	14	2.0	18.0	0	0	-	0	0	1	0	0	2.0	0
2014	Chicago	6	5	29.0	16	13	0.0	0.0	0	0	-	0	1	0	0	0	0.5	0
<b>Bears totals</b>		<b>12</b>	<b>9</b>	<b>68.0</b>	<b>37</b>	<b>27</b>	<b>2.0</b>	<b>18.0</b>	<b>0</b>	<b>0</b>	<b>-</b>	<b>0</b>	<b>1</b>	<b>1</b>	<b>0</b>	<b>0</b>	<b>2.5</b>	<b>0</b>
<b>NFL totals</b>		<b>139</b>	<b>124</b>	<b>954.0</b>	<b>710</b>	<b>240</b>	<b>22.5</b>	<b>157.5</b>	<b>2</b>	<b>10</b>	<b>10</b>	<b>0</b>	<b>42</b>	<b>15</b>	<b>7</b>	<b>N/A</b>	<b>N/A</b>	<b>N/A</b>

SEASON / CAREER / PLAYOFF HIGHS

	2014	Career	Playoff
<b>Tackles</b> .....	9, at NYJ (9/22)	17, vs. NO (9/21/08)	10, vs. PIT (1/22/06)
<b>Solos</b> .....	6, at NYJ (9/22)	15, vs. NO (9/21/08)	5, twice
<b>Sacks</b> .....	None	2, three times	0.5, vs. PIT (1/22/06)



24

TEDDY WILLIAMS

Ht: 6-1

Age: 26

Bears Season: 1

Acquired: Signed from practice squad in 2014 (ARI)

Wt: 207

College: Texas-San Antonio

NFL Season: 3

CORNERBACK

#### 2014:

- Signed with the Bears 10/1
- Finished with 1 STT @ ATL (10/12)
- Credited with 1 STT vs. MIA (10/19)

#### 2014 CHICAGO BEARS

Date	W/L	Opp.	Tkls-S	Sk-YL	INT-Yds	PD	FF	FR	TFL
9/7	L	BUF			NOT WITH TEAM				
9/14	W	at SF			NOT WITH TEAM				
9/22	W	at NYJ			NOT WITH TEAM				
9/28	L	GB			NOT WITH TEAM				
10/5	L	at CAR	0-0	0-0	0-0	0	0	0	0
10/12	W	at ATL	0-0	0-0	0-0	0	0	0	0
10/19	L	MIA	0-0	0-0	0-0	0	0	0	0
10/26		at NE							
11/9		at GB							
11/16		MIN							
11/23		TB							
11/27		at DET							
12/4		DAL							
12/15		NO							
12/21		DET							
12/28		at MIN							
<b>Totals</b>	<b>0-0</b>		<b>0-0</b>	<b>0-0</b>	<b>0-0</b>	<b>0</b>	<b>0</b>	<b>0</b>	<b>0</b>

#### TEDDY WILLIAMS' NFL STATISTICS

##### REGULAR SEASON

Year	Team	GP	GS	Tackles					Interceptions					Fumbles			Misc.	
				Tot	S	A	Sk	Yds	No	Yds	Lg	TD	PD	FF	FR	Yds	TFL	STT
2012	Indianapolis	7	0	0	0	0	0.0	0.0	0	0	0	0	0	0	0	0	0	0
2013	Arizona	3	0	0	0	0	0.0	0.0	0	0	0	0	0	0	0	0	0	1
2014	Chicago	3	0	0	0	0	0	0	0	0	-	0	0	0	0	0	0	2
<b>NFL totals</b>		<b>13</b>	<b>0</b>	<b>0.0</b>	<b>0</b>	<b>0</b>	<b>0.0</b>	<b>0.0</b>	<b>0</b>	<b>0</b>	<b>0</b>	<b>0</b>	<b>0</b>	<b>0</b>	<b>0</b>	<b>0</b>	<b>0</b>	<b>3</b>

**ADDITIONAL STATS: Receptions - 1:** 51-yard reception vs. ATL (10/27/13).



10

MARQUESS WILSON

Ht: 6-4

Age: 21

Bears Season: 2

Acquired: 7th round of the 2013 draft

Wt: 184

College: Washington State

NFL Season: 2



WIDE RECEIVER

- 2014:
- Placed on IR designated to return on 9/2

2014 CHICAGO BEARS							
Date	W/L	Opp.	Rec	Yds	Avg	Long	TD
9/7	L	BUF		INJURED RESERVE			
9/14	W	at SF		INJURED RESERVE			
9/22	W	at NYJ		INJURED RESERVE			
9/28	L	GB		INJURED RESERVE			
10/5	L	at CAR		INJURED RESERVE			
10/12	W	at ATL		INJURED RESERVE			
10/19	L	MIA		INJURED RESERVE			
10/26		at NE					
11/9		at GB					
11/16		MIN					
11/23		TB					
11/27		at DET					
12/4		DAL					
12/15		NO					
12/21		DET					
12/28		at MIN					
Totals	0-0		0	0	-	-	0

MARQUESS WILSON'S NFL STATISTICS												
REGULAR SEASON												
Year	Team	GP-GS	Rec	Yds	Avg	Lg	TD	Rush	Yds	Avg	Lg	TD
2013	Chicago	10-1	2	13	6.5	10	0	0	0	-	-	0
2014	Chicago	INJURED RESERVE, DESIGNATED TO RETURN										
NFL totals		10-1	2	13	6.5	10	0	0	0	-	-	0
SEASON / CAREER / PLAYOFF HIGHS												
				2014				Career				Playoff
Receptions .....				None.....				1, twice.....				None
Receiving Yards .....				None.....				10, vs. GB (12/29/13) .....				None
Longest Reception .....				None.....				10, vs. GB (12/29/13) .....				None
Receiving TDs .....				None.....				None.....				None



97

WILLIE YOUNG

Ht: 6-4

Age: 28

Bears Season: 1

Acquired: Unrestricted free agent in 2014 (DET)

Wt: 251

College: NC State

NFL Season: 5

DEFENSIVE END

#### 2014:

- Tied for 2nd in the NFL in sacks (7), 3rd in sack yards (49) and tied for the team lead in TFLs (2)
- Recorded the team's only sack... Added 7 tackles, including 1 TFL **vs. BUF (9/7)**
- Led the team with 2 sacks... Totaled 4 tackles **at SF (9/14)**
- Credited with 5 tackles, including 1 sack **@ NYJ (9/22)**
- Paced the d-line with 6 tackles... Also blocked a FG **vs. GB (9/28)**
- Tallied 6 tackles, including 1 sack **@ CAR (10/5)**
- Finished with 5 tackles, including 2 sacks **@ ATL (10/12)**
- Totaled 5 tackles and 1 PBU **vs. MIA (10/19)**

#### 2014 CHICAGO BEARS

Date	W/L	Opp.	Tkls-S	Sk-YL	INT-Yds	PD	FF	FR	TFL
9/7	L	BUF	7-4	1-6	0-0	0	0	0	0
9/14	W	at SF	4-4	2-11	0-0	0	0	0	0
9/22	W	at NYJ	6-2	1-2	0-0	0	0	0	0
9/28*	L	GB	6-5	0-0	0-0	0	0	0	0
10/5	L	at CAR	6-3	1-16	0-0	0	1	0	0
10/12	W	at ATL	5-5	2-14	0-0	0	0	0	0
10/19	L	MIA	5-4	0-0	0-0	1	0	0	0
10/26		at NE							
11/9		at GB							
11/16		MIN							
11/23		TB							
11/27		at DET							
12/4		DAL							
12/15		NO							
12/21		DET							
12/28		at MIN							
<b>Totals</b>	<b>0-1</b>		<b>39-27</b>	<b>7-49</b>	<b>0-0</b>	<b>1</b>	<b>1</b>	<b>0</b>	<b>0</b>

#### WILLIE YOUNG'S NFL STATISTICS

##### REGULAR SEASON

Year	Team	GP	GS	Tackles					Interceptions					Fumbles			Misc.	
				Tot	S	A	Sk	Yds	No	Yds	Lg	TD	PD	FF	FR	Yds	TFL	STT
2010	Detroit	2	0	0	0	0	0.0	0.0	0	0	-	0	0	0	0	0	0	0
2011	Detroit	14	0	14	9	5	3.0	19.0	0	0	-	0	1	0	0	0	3	0
2012	Detroit	16	0	11	7	4	0.0	0.0	0	0	-	0	1	0	0	0	1	0
2013	Detroit	16	15	47	29	18	3.0	20.0	0	0	-	0	5	0	2	N/A	7	0
2014	Chicago	7	1	39.0	27	12	7.0	49.0	0	0	-	0	1	1	0	0	2.0	0
<b>NFL totals</b>		<b>55</b>	<b>16</b>	<b>111.0</b>	<b>72</b>	<b>39</b>	<b>13.0</b>	<b>88.0</b>	<b>0</b>	<b>0</b>	<b>-</b>	<b>0</b>	<b>8</b>	<b>1</b>	<b>2</b>	<b>N/A</b>	<b>13.0</b>	<b>0</b>

##### SEASON / CAREER / PLAYOFF HIGHS

	2014	Career	Playoff
<b>Tackles</b> .....	7, vs. BUF (9/7).....	Same .....	2, at NO (1/7/12)
<b>Solos</b> .....	5, at ATL (10/12).....	Same .....	1, at NO (1/7/12)
<b>Sacks</b> .....	2, twice .....	Same .....	1, at NO (1/7/12)

# NEW PLAYER BIOS

**44 CAIN, Jeremy**  
Height: 6-1

**Long Snapper (9<sup>th</sup> Year)**  
Weight: 245

**Massachusetts**  
Opening Day Age: 34

**PRO CAREER:** Has played in 81 games for the Chicago Bears, Tennessee Titans and Jacksonville Jaguars... Owns 9 STTs... Originally entered the league as an undrafted free agent with the Chicago Bears.

**CAREER TRANSACTIONS:** Signed by the Chicago Bears (12/14/05)... Signed by the Philadelphia Eagles (1/23/07)... Waived by the Eagles (9/1/07)... Signed to the Tennessee Titans practice squad (10/24/07)... Signed to the Titans active roster (10/30/07)... Waived by Tennessee (8/31/08)... Signed by the Washington Redskins (12/31/08)... Waived by Washington (6/11/09)... Acquired from waivers by the Jacksonville Jaguars (6/18/09)... Waived by the Jaguars (8/25/13)... Signed by the Chicago Bears (11/6/13)... Waived by Chicago (11/19/13)... Signed by the Bucs (3/18/14)... Waived by Tampa (8/25/14)... Signed by the Bears (9/1/14).

**2013 SEASON:** Played in 2 games for Chicago.

**PREVIOUS SEASONS:** **2012** – Appeared in all 16 games for the Jacksonville Jaguars. **2011** – Saw action in 16 games. **2010** – Appeared in 16 games **2009** – Played in 16 games. **2007** – Played in 9 games totaling 1 STT. **2005** – Played in 3 games tallying 6 STTs. **2004** – Appeared in 5 games recording 2 STTs.

**COLLEGE CAREER:** Two-time All-America selection... Two-time candidate for Buck Buchanan Award, given annually to I-AA's top defensive player... Ranked fifth on school's all-time list with 363 tackles.

**PERSONAL:** Attended St. Thomas Aquinas High (Ft. Lauderdale) and earned all-state honors as senior LB/LS... Has uncle, Ron, who played at Kentucky and spent time with Denver in 1960... His uncle, John, also played at Kentucky... Took part in the NFL's business education program at Wharton School of the University of Pennsylvania in 2008.

**36 DIXON, Ahmad**  
Height: 6-0

**Safety (Rookie)**  
Weight: 210

**Baylor**  
Opening Day Age: 23

Selected by the Dallas Cowboys in the 7th round (248<sup>th</sup>) of the 2014 NFL Draft... While with Baylor, was named an All-American safety and three-year starter, making 288 career tackles, 12 PBUs and 4 INTs while starting 38 (26 at hybrid linebacker/defensive back, 12 at safety) of 50 career games played... As a senior, Started 12-of-13 games at safety earning first-team All-American honors by Sporting News and AFCA, second-team by AP, CBSSports.com and Lindy's, third-team by Phil Steele and honorable mention by SI.com... Was also a consensus first-team All-Big 12 selection after totaling 81 tackles (second on the squad), 2 TFLs, 6 PBUs, 1 INT, 1 FF, 1 FR and 1 blocked kick... Moved back to his original position of safety in the spring after playing two seasons (2011 and 2012) as a hybrid linebacker/defensive back... During his junior campaign, started at nickelback/"Bear" in all 13 games as a and earned All-Big 12 honorable mention by league's coaches and Associated Press... Ranked seventh in the Big 12 with 7.8 tackles-per-game... Totaled a career-best 102 tackles (66 solo, 5.5 for loss) on the season, third on the team... Also had 2 INTs, 1 sack, 3 PBUs and 2 quarterback hurries... Started at nickelback in all 13 games as a sophomore and earned honorable-mention All-Big 12 honors from league coaches... Ranked fourth on team with 89 total tackles (56 solo), while adding 5.5 tackles-for-loss, 3 PBUs, 2 quarterback hurries, 3 FRs - tied for second in Big 12 - and 1 INT returned for a touchdown... 1-of-6 true freshmen to see action on the season, playing in 11-of-13 games as a reserve safety and on special teams, missing two games due to injury... Totaled 16 tackles and 1 FF, while also returning 2 kickoffs for 17 yards... Was a bluechip recruit from Midway High School in Hewitt, Texas... All-American defensive back rated No. 15 nationally on ESPNU 150 by ESPN.com and was named SuperPrep All-America and listed No. 2 defensive back nationally... Played in 2010 Under Armour All-American game in Orlando and 2010 US Army All-American Bowl in San Antonio... Registered more than 300 tackles in prep career... As a senior in 2009, named first-team All-District 16-4A safety and made the 2009 Waco Tribune-Herald Super Centex team as return specialist... Earned 2008 all-state honors and first-team All-District 16-4A as both safety and return specialist as a junior, second team by AP and third team by TSWA after totaling 114 tackles, 4 INTs, 3 PBUs, 2 FFs, 2 FRs and 2 blocked kicks.

<b>14 HOLMES, Santonio</b>	<b>Wide Receiver (9<sup>th</sup> Year)</b>	<b>Ohio State</b>
<b>Height: 5-11</b>	<b>Weight: 192</b>	<b>Opening Day Age: 30</b>

**PRO CAREER:** The Super Bowl XLIII MVP joins the Bears after 4 seasons with the Jets (2013-10) and the Steelers (2009-06)... Owns 5,963 receiving yards on 381 receptions (15.7 avg) and 36 TDs in 103 games with 89 starts... Adds 89 yards on the ground on 16 attempts (5.6 avg)... On special teams, collected 66 punt returns for 536 yards (8.1 avg) and 1 TD, and 18 kick returns for 436 yards (24.2 avg)... In his postseason play, has started 5-of-7 games, amassing 25 receptions for 402 yards (16.1 avg) and 5 TDs, 2 rushing attempts for 7 yards and 7 punt returns for 103 yards (14.7 avg.) and 1 touchdown... Has scored a touchdown in five-of-seven career postseason games.

**CAREER TRANSACTIONS:** Selected by the Pittsburgh Steelers in the 1<sup>st</sup> round (25<sup>th</sup> overall) of the 2006 NFL draft... Signed with the Steelers (7/28/06)... Traded to the New York Jets (4/12/10)... Re-signed with the Jets (7/30/11)... Waived by New York (3/10/14)... Signed by the Chicago Bears (8/16/14).

**COLLEGE CAREER:** Started 28 of his 36 games at Ohio State, finishing his college career with 140 receptions for 2,295 yards and 25 touchdowns to rank fifth in school history... Added three rushes for 18 yards, 38 punt returns for 385 yards and 19 kickoff returns for 425 yards... Became the 12th player in school history to gain more than 3,000 all-purpose yards... Garnered All-Big Ten Conference first-team selection honors his senior year after leading the team with 53 receptions for 977 yards and 11 touchdowns... Also returned 11 punts for 141 yards and 11 kickoffs for 239 yards... Received second-team All-Big Ten Conference recognition his junior year and finished with 55 receptions for 769 yards and 7 touchdowns.

**PERSONAL:** Won state titles in his sophomore and junior seasons at Glades (FL) Central HS and finished his senior year with 12-1 record... Also Competed in basketball and track in high school with his track team winning the state title his junior year and his basketball team finishing runner-up in his senior season... Took home state titles in both his junior and senior years in the 4x400 meter relay.

<b>37 MITCHELL, Terrance</b>	<b>Cornerback (Rookie)</b>	<b>Oregon</b>
<b>Height: 5-11</b>	<b>Weight: 195</b>	<b>Opening Day Age: 22</b>

Selected by the Dallas Cowboys in the 7th round (254<sup>th</sup> overall) of the 2014 NFL Draft... Played three seasons at Oregon, redshirting his freshman year in 2010... Finished his collegiate career with 38 starts in 40 games played, recording 144 tackles, 7 INTs, 4 FFs and 25 PBUs, which are tied for 10th place in school history... As a senior, started all 13 games he appeared in, finishing ninth on the squad with a career-high 59 tackles, in addition to seven pass breakups, and leading the Ducks while ranking fifth in the Pac-12 Conference with a career best 5 INTs, including 1 TD... As a junior, received All-Pac 12 Conference honorable mention while starting all 13 games at left cornerback, finishing 9<sup>th</sup> on the team with 40 tackles and third with 8 PBUs... As a redshirt freshman started 12-of-14 games played, recording 45 tackles, including 3 TFLs, 2 INTs, 3 FFs and led the team with a career-best 12 PBUs, a figure that ranked sixth in the Pac-12.

<b>96 SHARPTON, Darryl</b> <b>Height:5-11</b>	<b>Linebacker (5<sup>th</sup> Year)</b> <b>Weight: 235</b>	<b>Miami (FL)</b> <b>Opening Day Age: 26</b>
--	---	---

**PRO CAREER:** Comes to Chicago having appeared in 42 career regular season games with 19 starts... Enters 2014 having previously compiled 144 tackles (93 solo) with 3 PDs, 1 FF, 1 FR, 1 sack and 1 INT from 2010-13 all with the Houston Texans

**CAREER TRANSACTIONS:** Selected by the Houston Texans in the fourth round (102nd overall) of the 2010 NFL Draft... Signed with the Houston Texans (6/11/10)... Signed with the Washington Redskins (3/14/14)... Waived by Washington (9/22/14)... Signed by the Chicago Bears (9/25/14).

**2013 SEASON:** Played in 15 games with 8 starts and led the team with a career-high 127 tackles (69 solo)... Set a career and franchise-high with 19 tackles (11 solo) vs. OAK.

**PREVIOUS SEASONS: 2012** – Appeared in 7 games with 6 starts... Finished with 39 tackles (18 solo), 1 INT and a FR. **2011** – Tallied 9 tackles in 8 games before being placed on IR with a quad injury. **2010** – Saw action in 12 games with 6 starts, 5 at weakside linebacker and 1 at middle linebacker... Made 21 tackles (13 solo) in his rookie campaign along with 1 sack.

**COLLEGE CAREER:** Started 30-of-52 games at Miami, including 18 at middle linebacker, nine at strongside linebacker and three at weakside linebacker... Recorded 255 tackles (154 solo) that included 2.5 sacks and 27 TFLs... Caused and recovered a fumble, deflected 9 passes, fielded 6 short kickoffs for 40 yards and had a 73-yard INT return for a TD... Started 12-of-13 games as a senior and led the team with a career-high 106 tackles (65 solo) as well as a FF, 3 PDs and an INT which he returned for a 73-yard TD... Started 9 games as a junior and finished fourth on the team with 58 tackles (33 solo) that included 1.5 sacks and 6 TFLs; recovered a fumble and broke up 2 passes... Played in 11 games as a sophomore and ranked sixth on the team with 46 tackles (30 solo), adding 1 TFL... Named third team Freshman All-American by The Sporting News and College Football News in 2006 and was selected to The Sporting News ACC All-Freshman team... Received a medical hardship waiver in 2005

**PERSONAL:** Played both offense and defense throughout his career at Coral Gables (Fla.) H.S. and also returned kickoffs and blocked 4 punts... As a senior in 2004, he finished with 96 tackles (3 for loss), 2 INTs and 4 blocked punts... Selected to play in the Cali/Florida Bowl, but declined the invitation... As a junior, recorded 110 tackles and 1 INT for a touchdown... Ranked as the nation's 28th best outside linebacker prospect by Rivals.com and was chosen All-Dade County while ranking as the 10<sup>th</sup> best prospect in Dade County by the Miami Herald... Was in his school's International Baccalaureate Program... Second cousin is Rev. Al Sharpton, whom he refers to as his uncle.

<b>24 WILLIAMS, Teddy</b> <b>Height: 6-1</b>	<b>Cornerback (3<sup>rd</sup> Year)</b> <b>Weight: 207</b>	<b>Texas-San Antonio</b> <b>Opening Day Age: 26</b>
---	---	--

**PRO CAREER:** Has appeared in 10 games for the Indianapolis Colts (2012) and the Arizona Cardinals (2013), tallying 1 catch for 51 yards.

**CAREER TRANSACTIONS:** Signed with the Dallas Cowboys as an undrafted free agent (7/29/10)... Waived by Dallas (9/4/10)... Signed to the Cowboys practice squad (9/5/10)... Signed to the Cowboys active roster (12/21/10)... Waived by Dallas (9/3/11)... Signed to Dallas' practice squad (9/5/11)... Signed with the Cowboys (1/2/12)... Waived by the Cowboys (8/31/12)... Signed to the Indianapolis Colts practice squad (10/30/12)... Signed to the Colts active roster (11/16/12)... Waived by the Colts (8/30/13)... Signed with the Arizona Cardinals (10/22/13)... Waived by Arizona (8/30/14)... Signed to the Cardinals practice squad (9/9/14)... Signed to the Chicago Bears active roster (10/1/14).

**2013 SEASON:** Played in three games as a WR prior to suffering a season-ending Achilles injury... Caught a 51-yard pass... Placed on injured reserve (Achilles) on 11/19.

**PREVIOUS SEASONS: 2012** – Appeared in 7 games.

**COLLEGE CAREER:** Did not play college football... Was a standout on Texas-San Antonio track and field team, becoming the school's only four-time All-America selection... Helped lead team to six Southland Conference titles (four indoor and two outdoor)... Claimed nine individual Southland titles (five indoor and four outdoor)... Twice named league's Indoor Athlete of the Year (2009-10) as well as Outdoor Outstanding Track Performer (2009-10)... Established school records in the 55 meters (6.23 seconds), 60 meters (6.59), 100 meters (9.90), 200 meters (20.60) and 400 meter relay (39.59)... His 9.90-second 100 meter time was the fastest in the world during his junior season.

**PERSONAL:** Ran track and was a three-year starter in football and two-year starter in baseball at John Tyler (Tyler, TX) High School... Earned second-team All-State honors as a junior and was a three-time all-district selection in football... Was the district winner in the 200 meters as a senior.



# NEW PRACTICE SQUAD PLAYER BIOS

<b>84 ANNEN, Blake</b>	<b>Tight End (Rookie)</b>	<b>Cincinnati</b>
<b>Height: 6-4</b>	<b>Weight: 247</b>	<b>Opening Day Age: 23</b>

Signed with the Philadelphia Eagles as an undrafted free agent out of Cincinnati... First-team, All-American Athletic Conference selection at tight end... Caught a career-high 16 passes for 183 yards and 2 TDs for Cincinnati in 2013 and helped pave the way for the conference's best running game... Appeared in 44 games for the Bearcats during his four-year collegiate career, tallying 19 catches for 218 yards and 2 TDs... Redshirted in 2009... Caught 30 passes for 800 yards and 12 TDs during his career at Upper Arlington High School, where he was a part of an Ohio Capital Conference Central Division Championship as a senior... Named the top tight end in the state by OhioVarsity.com... Was a first-team All-OCC Central Division honoree and Columbus Dispatch second-team All-Central District Selection... Also competed on his high school's baseball, swimming and track team... In track, he competed in the 100-yard dash.

<b>71 BOFFELI, Blake</b>	<b>Guard (Rookie)</b>	<b>Iowa</b>
<b>Height: 6-4</b>	<b>Weight: 304</b>	<b>Opening Day Age: 23</b>

Entered the league as an undrafted free agent with the Minnesota Vikings... Started 16 consecutive games after taking over the starting left guard spot with three games remaining in his junior season... As a senior in 2013 named Honorable mention all-Big Ten by league coaches and media... Named Academic All-Big Ten... Started all 13 games at left guard... Helped the Hawkeyes to an 8-5 record and a berth in the Outback Bowl... Offense opened the season with five straight 200-yard plus rushing outings... Started 3 games in 2012... Played in 3 games in 2011... Redshirted as a true freshman... In high school, led Valley High School to state championships in football in 2005 and 2008... High school team went a combined 43-1 over four years... Second team all-state selection as a senior... Three-time all-conference pick, including first team honors as a senior... Four-time academic all-conference selection... As a tight end, totaled 31 catches for 402 yards and two touchdowns and also added 13 tackles... Lettered in basketball and baseball.

<b>35 GARY, Shamiel</b>	<b>Safety (Rookie)</b>	<b>Oklahoma State</b>
<b>Height: 6-0</b>	<b>Weight: 210</b>	<b>Opening Day Age: 24</b>

Entered the league as an undrafted free agent with the New England Patriots... Played in 47 career games at Wyoming (2009-10) and Oklahoma State (2012-13) and compiled 311 tackles, 6 INTs, 26 PBUs and 1 FF... Began his collegiate career playing two seasons at Wyoming before transferring to Oklahoma State and redshirting in 2011... Was Wyoming's first Freshman All-American in 2009... Tied a school record at Wyoming when he intercepted three Weber State passes in his first career game... Played on a state championship team at Tulsa Washington HS... Had 124 tackles as a senior on his way to district player of the year honors.

<b>85 MAXWELL, Jacob</b>	<b>Tight End (Rookie)</b>	<b>Louisiana-Lafayette</b>
<b>Height: 6-4</b>	<b>Weight: 240</b>	<b>Opening Day Age: 23</b>

Entered the league as an undrafted free agent with the Detroit Lions... Finished his four year career at Louisiana-Lafayette with 36 receptions for 377 yards (10.5 avg) and 6 TDs... Only played in 7 games in 2013 due to injury, but finished his senior season with 12 receptions for 158 yards (13.2 avg) and 2 TDs... Saw action in all 13 games at tight end during his junior year, finishing fifth on the team with 19 catches for career-highs in receiving yards (185) and receiving TDs (4)... Caught at least one pass in 11 games... As a sophomore, played in all 13 games as a reserve tight end and on special teams, finishing second on the team in special teams tackles with 10 (7 solo)... Redshirted as a true freshman... Attended Pearl River (La.) High School... Concluded his prep career with 27 receptions for 640 yards and 12 TDs... Averaged 35.2 yards per catch during his senior season and also doubled as the team's punter.

# **2014 CHICAGO BEARS**



## **2014 REGULAR SEASON GAME RECAPS & WEEK 7 GAME BOOK**

## REGULAR SEASON GAME # 1 vs. BILLS

**Buffalo 23, Chicago 20 (overtime)**  
**Sunday, September 7, 2014 -- Soldier Field**

CHICAGO -- Turnovers and an ineffective run defense contributed to a disappointing 23-20 overtime loss to the Buffalo Bills at Soldier Field in the 2014 season opener.

The Bears compiled 427 total yards and 29 first downs, but committed three turnovers on two Jay Cutler interceptions and a Brandon Marshall fumble that the Bills converted into 13 points.

Chicago's defense permitting 193 yards on the ground and sacked QB EJ Manuel just once.

Trailing 17-7 at halftime, the Bears stormed back to tie the score 17-17 on Robbie Gould's 41-yard field goal and Cutler's 11-yard touchdown pass to Marshall late in the third quarter.

The rally came after injuries had sidelined WR Alshon Jeffery (hamstring), G Matt Sluason (ankle) and C Roberto Garza (ankle) in the first half.

Looking to break the tie midway through the fourth quarter, the Bears marched to the Buffalo 34. But Cutler's pass back across the middle intended for TE Martellus Bennett was intercepted by DT Kyle Williams, who had drifted back into pass coverage.

The Bills converted the turnover into Dan Carpenter's 33-yard field goal, taking a 20-17 lead with 4:02 left in the fourth quarter. The Bears forced overtime, however, as Cutler engineered a seven-play, 69-yard drive capped by Gould's 37-yard field goal with 30 seconds remaining.

The Bears won the overtime coin flip but were forced to punt after picking up one first down. The Bills then marched 69 yards on seven plays before winning the game on Carpenter's 27-yard field goal. Fred Jackson set up the kick with a 38-yard run to the Chicago 1.

The Bears had taken a 7-0 lead on their first possession of the game on Cutler's 12-yard touchdown pass to Bennett over the middle. But their next four drives resulted in two punts and two turnovers.

Cutler was picked off DB Corey Graham, whose 45-yard return helped set up Manuel's 7-yard scoring pass to C.J. Spiller on the next play, giving Buffalo a 17-7 lead.

Cutler completed 34 of 49 passes for 349 yards with two touchdowns, two interceptions for an 86.2 passer rating.

## BOX SCORE

### Bills 23, Bears 20 (ot)

Soldier Field (62,425)  
 Sunday, September 7, 2014

BUFFALO	7	10	0	3	3	23
CHICAGO	7	0	10	3	0	20

**BEARS** – M. Bennett 12 pass from J. Cutler (R. Gould kick) (4-66, 1:55). **BILLS** – E. Manuel 2 run (D. Carpenter kick) (9-71, 4:43). **BILLS** – D. Carpenter 50 FG (6-14, 3:23). **BILLS** – C. Spiller 7 pass from E. Manuel (D. Carpenter kick) (1-7, 0:06). **BEARS** – R. Gould 41 FG (11-57, 5:26). **BEARS** – B. Marshall 11 pass from J. Cutler (R. Gould kick) (5-56, 2:29). **BILLS** – D. Carpenter 33 FG (8-37, 3:50). **BEARS** – R. Gould 37 FG (12-61, 3:32). **BILLS** – D. Carpenter 27 FG (7-69, 3:34).

	BILLS	BEARS
First downs .....	15	29
Total net yards .....	360	427
Rushes-yards .....	33-193	18-86
Att-comp-net .....	22-16-167	49-34-341
Times thrown-yds lost .....	1-6	2-8
Int-Total TDs .....	1-2	2-2
Punts - avg .....	5-43.0	4-40.0
Penalties-yards .....	9-108	4-43
Fumbles-lost .....	1-0	1-1
Time of possession .....	30:32	34:42

#### RUSHING

**BILLS** – F. Jackson 7-61; A. Dixon 5-60; C. Spiller 15-53; E. Manuel 6-19, TD.  
**BEARS** – M. Forte 17-82; K. Carey 1-4.

#### RECEIVING

**BILLS** – R. Woods 4-78; S. Watkins 3-31; F. Jackson 3-13; C. Spiller 3-11, TD; Mi. Williams 2-36; F. Summers 1-4.  
**BEARS** – M. Forte 8-87; B. Marshall 8-71, TD; M. Bennett 8-70, TD; A. Jeffery 5-71; S. Holmes 2-21; D. Rosario 1-12; J. Morgan 1-9; M. Spurlock 1-8.

#### PASSING

**BILLS** – E. Manuel 22-16-173, TD, INT.  
**BEARS** – J. Cutler 49-34-349, 2 TDs, 2 INTs.

#### PUNT RETURNS

**BILLS** – L. McKelvin 1-14; F. Jackson 1-0.  
**BEARS** – S. Holmes 1-(-1).

#### KICKOFF RETURNS

**BILLS** – C. Spiller 1-29; F. Summers 1-11.  
**BEARS** – S. Perry 1-21.

#### INTERCEPTIONS

**BILLS** – C. Graham 1-45; K. Williams 1-2.  
**BEARS** – C. Conte 1-5.

#### SACKS

**BILLS** – Ma. Williams 1-7; B. Spikes 1-1.  
**BEARS** – W. Young 1-6.

## BOX SCORE

### Bears 28, 49ers 20

Levi's Stadium (70,799)  
Sunday, September 14, 2014

CHICAGO	0	7	0	21	28
SAN FRANCISCO	10	7	3	0	20

**49ERS** – M. Crabtree 3 pass from C. Kaepernick (P. Dawson kick) (3-8, 0:34). **49ERS** – P. Dawson 27 FG (14-72, 7:44). **49ERS** – F. Gore 8 run (P. Dawson kick) (4-30, 1:03). **BEARS** – B. Marshall 17 pass from J. Cutler (R. Gould kick) (7-80, 2:09). **49ERS** – P. Dawson 24 FG (14-84, 9:04). **BEARS** – B. Marshall 5 pass from J. Cutler (R. Gould kick) (13-80, 7:21). **BEARS** – M. Bennett 3 pass from J. Cutler (R. Gould kick) (1-3, 0:03). **BEARS** – B. Marshall 3 pass from J. Cutler (R. Gould kick) (4-42, 2:13).

	BEARS	49ERS
First downs .....	19	19
Total net yards .....	216	359
Rushes-yards .....	17-46	27-127
Att-comp-net .....	34-23-170	34-21-232
Times thrown-yds lost .....	1-6	4-16
Int-Total TDs .....	0-4	3-2
Punts - avg .....	6-39.7	1-54.0
Penalties-yards .....	10-58	16-118
Fumbles-lost .....	1-0	2-1
Time of possession .....	26:09	33:51

#### RUSHING

**BEARS** – J. Cutler 5-25; M. Forte 12-21.  
**49ERS** – C. Kaepernick 9-64; F. Gore 13-63, TD; C. Hyde 4-0; B. Miller 1-0

#### RECEIVING

**BEARS** – M. Bennett 7-37, TD; B. Marshall 5-48, 3 TDs; M. Forte 5-15; A. Jeffery 3-47; S. Holmes 2-20; D. Rosario 1-9.  
**49ERS** – M. Crabtree 7-82, TD; D. Carrier 3-41; V. Davis 3-39; A. Boldin 2-34; S. Johnson 2-26; F. Gore 2-12; V. McDonald 1-9; C. Hyde 1-5.

#### PASSING

**BEARS** – J. Cutler 34-23-176, 4 TDs.  
**49ERS** – C. Kaepernick 34-21-248, TD, 3 INTs.

#### PUNT RETURNS

**BEARS** – S. Holmes 1-1.  
**49ERS** – B. Ellington 4-24.

#### KICKOFF RETURNS

**BEARS** – S. Perry 1-21.  
**49ERS** – B. Ellington 1-28; B. Miller 1-19; A. Lynch 1-10.

#### INTERCEPTIONS

**BEARS** – K. Fuller 2-38; C. Conte 1-1.  
**49ERS** – None.

#### SACKS

**BEARS** – W. Young 2-11; S. McClellin 1-5; S. Paea 1-0.  
**49ERS** – J. Smith 1-6.

## REGULAR SEASON GAME # 2 at 49ERS

Chicago 28, San Francisco 20

Sunday, September 14, 2014 -- Levi's Stadium

SANTA CLARA, Calif. – Trailing the 49ers 20-7 entering the fourth quarter the Bears out-scored the 49ers 21-0 in the final 15 minutes of play en route to a 28-20 victory.

Bears QB Jay Cutler threw three touchdown passes in the fourth quarter, two of which came on short fields after a pair of interceptions by rookie CB Kyle Fuller. Cutler passed for a total of four touchdowns in the game.

WR Brandon Marshall caught three TD passes, including a 5-yarder early in the fourth quarter that drew the Bears to within 20-14.

On the next play, Fuller intercepted a Colin Kaepernick pass intended for Michael Crabtree and returned it 20 yards to the San Francisco 6. Cutler followed with a 3-yard touchdown pass to TE Martellus Bennett, giving the Bears their first lead at 21-20 and their second touchdown in :21.

Fuller was in the game in place of Charles Tillman, who exited in the third quarter with a triceps injury. The Bears also lost DT Jeremiah Ratliff (concussion), S Chris Conte (shoulder), CB Sherrick McManis (quad) and DE Trevor Scott (foot).

On San Francisco's next possession, Fuller again picked off Kaepernick, returning it 18 yards to the 49ers' 42. After completing a 29-yard pass to WR Alshon Jeffery, Cutler rifled a 3-yard touchdown pass to Marshall, giving the Bears a 28-20 lead with 6:55 left in the fourth quarter.

The 49ers reached the Chicago 17, but Kaepernick just barely failed to connect with Crabtree in the end zone on fourth-and-nine.

Before scoring touchdowns on four straight possessions beginning late in the first half, the Bears' first six drives all resulted in Pat O'Donnell punts.

The first one was blocked by Aaron Lynch, rolling out of bounds at the Chicago 8. Three plays later, Kaepernick's 3-yard touchdown pass to Crabtree gave the 49ers a quick 7-0 lead.

San Francisco extended its lead to 17-0 on Phil Dawson's 28-yard field goal late in the first quarter and Frank Gore's 8-yard touchdown run with 2:22 left in the first half.

Outgained 197-33 in total yards at that point, Cutler engineered a crucial seven-play, 80-yard drive capped by a 5-yard TD pass to Marshall, cutting the deficit to 17-7 with 13 seconds left in the first half.

The Bears defense held the 49ers to three points over the final two quarters. The unit forced Kaepernick to commit four turnovers—three interceptions and a lost fumble—and sacked him four times in the game.

## REGULAR SEASON GAME # 3 at JETS

Chicago 27, N.Y. Jets 19

Monday, September 22, 2014 -- MetLife Stadium

EAST RUTHERFORD, N.J. -- In a primetime Monday night clash, the Bears converted two early takeaways into a 14-0 lead and their defense allowed just one touchdown in six red zone trips by New York's offense as Chicago held on for a 27-19 victory over the Jets at MetLife Stadium.

On the second play from scrimmage, Bears S Ryan Mundy intercepted a Geno Smith screen pass intended for RB Chris Johnson and returned it 45 yards for a touchdown, giving Chicago a 7-0 lead.

The Bears increased their lead to 14-0 on Jay Cutler's 7-yard touchdown pass to TE Martellus Bennett in the back of the end zone on third-and-goal. The score came three plays after rookie Ahmad Dixon recovered a muffed punt by the Jets' Jalen Sanders at the New York 40.

The Jets fought back, closing the gap to 17-13 on Smith's 19-yard touchdown pass to WR Jeremy Kerley late in the first half and 24-19 on Nick Folk's 42-yard field goal early in the fourth quarter.

On both occasions, the Bears offense responded immediately. Cutler completed 5 of 5 passes for 83 yards on the opening possession of the second half, capped by a 13-yard touchdown strike to Bennett that widened the margin to 24-13. The touchdown came after Cutler's 42-yard pass to WR Alshon Jeffery.

Cutler finished the contest 23 of 38 passing for 225 yards and two touchdowns with no interceptions to compile a 94.7 passer rating. Jeffery had a game-high eight receptions for 105 yards. Bennett had five receptions for 54 yards and the pair of touchdowns.

After three straight three-and-outs, the Bears marched 46 yards on 12 plays to set up Robbie Gould's 45-yard field goal, extending their lead to 27-19 with 3:10 left in the fourth quarter.

While RB Matt Forte rushed for just 33 yards on 13 carries, he gained 21 yards on four attempts on the possession that resulted in Gould's key field goal.

The Jets outgained the Bears 414 to 257, but Chicago's defense picked off Smith twice and in six trips into the red zone, New York was only able to garner 16 points. Smith finished the contest 26-of-43 passing for 316 yards, one touchdown and two interceptions to garner a 71.5 passer rating.

## BOX SCORE

### Bears 27, Jets 19

MetLife Stadium (78,160)  
Monday, September 22, 2014

CHICAGO	14	3	7	3	27
N.Y. JETS	3	10	3	3	19

**BEARS** -- R. Mundy 45 INT return (R. Gould kick). **BEARS** -- M. Bennett 7 pass from J. Cutler (R. Gould kick) (3-40, 0:21). **JETS** -- N. Folk 43 FG (11-55, 6:12). **BEARS** -- R. Gould 24 FG (15-79, 4:48). **JETS** -- N. Folk 28 FG (8-66, 3:57). **JETS** -- J. Kerley 19 pass from G. Smith (N. Folk kick) (9-77, 3:36). **BEARS** -- M. Bennett 13 pass from J. Cutler (R. Gould kick) (6-80, 3:32). **JETS** -- N. Folk 22 FG (6-24, 3:27). **JETS** -- N. Folk 42 FG (10-41, 4:10). **BEARS** -- R. Gould 45 FG (12-46, 6:42).

	BEARS	JETS
First downs .....	17	21
Total net yards .....	257	414
Rushes-yards .....	21-60	26-114
Att-comp-net .....	38-23-197	43-26-300
Times thrown-yds lost .....	4-28	3-16
Int-Total TDs .....	0-3	2-1
Punts - avg .....	5-42.6	3-48.3
Penalties-yards .....	9-95	6-78
Fumbles-lost .....	1-1	4-1
Time of possession .....	28:08	31:52

### RUSHING

**BEARS** -- M. Forte 13-33; J. Cutler 5-14; A. Jeffery 2-13; K. Carey 1-0.

**JETS** -- C. Ivory 10-44; C. Johnson 10-34; G. Smith 3-20; B. Powell 2-13; M. Vick 1-3.

### RECEIVING

**BEARS** -- A. Jeffery 8-105; M. Forte 6-43; M. Bennett 5-54, 2 TDs; S. Holmes 2-9; D. Rosario 1-; B. Marshall 1-6.

**JETS** -- J. Kerley 7-81, TD; C. Ivory 4-52; J. Amaro 3-54; J. Cumberland 3-18; D. Nelson 3-15; G. Salas 2-56; B. Powell 2-6; E. Decker 1-19; Z. Sudfeld 1-15.

### PASSING

**BEARS** -- J. Cutler 38-23-225, 2 TDs.

**JETS** -- G. Smith 43-26-316, TD; 2 INTs.

### PUNT RETURNS

**BEARS** -- S. Holmes 1-11.

**JETS** -- J. Kerley 2-10.

### KICKOFF RETURNS

**BEARS** -- R. Ross 3-63; D. Rosario 1-10.

**JETS** -- S. Hakim 3-56; B. Powell 1-25.

### INTERCEPTIONS

**BEARS** -- R. Mundy 1-45, TD; K. Fuller 1-12

**JETS** -- None.

### SACKS

**BEARS** -- E. Ferguson 1-13; W. Young 1-2; S. Paea 1-1.

**JETS** -- M. Wilkerson 1.5-8; D. Harris 1-10; S. Richardson 1-6; D. Davis 0.5-4.

## BOX SCORE

### Packers 38, Bears 17

Soldier Field (61,736)  
Sunday, September 28, 2014

GREEN BAY	7	14	10	7	38
CHICAGO	7	10	0	0	17

**BEARS** – B. Marshall 6 pass from J. Cutler (R. Gould kick) (15-80, 8:30). **PACKERS** – E. Lacy 2 run (M. Crosby kick) (6-81, 2:22). **BEARS** – R. Gould 23 FG (13-75, 5:10). **PACKERS** – J. Nelson 3 pass from A. Rodgers (M. Crosby kick) (10-78, 3:47). **BEARS** – A. Jeffery 8 pass from J. Cutler (R. Gould kick) (10-80, 6:21). **PACKERS** – R. Cobb 22 pass from A. Rodgers (M. Crosby kick) (7-61, 2:47). **PACKERS** – M. Crosby 53 FG (8-35, 4:03). **PACKERS** – J. Nelson 11 pass from A. Rodgers (M. Crosby kick) (6-35, 3:01). **PACKERS** – R. Cobb 3 pass from A. Rodgers (M. Crosby kick) (4-11, 1:41).

	PACKERS	BEARS
First downs .....	21	33
Total net yards .....	358	496
Rushes-yards .....	18-56	41-235
Att-comp-net .....	28-22-302	35-23-261
Times thrown-yds lost .....	1-0	1-4
Int-Total TDs .....	0-5	2-2
Punts - avg .....	0-0.0	0-0.0
Penalties-yards .....	9-70	6-46
Fumbles-lost .....	0-0	3-0
Time of possession .....	23:38	36:22

#### RUSHING

**PACKERS** – E. Lacy 17-48, TD; A. Rodgers 1-8.  
**BEARS** – M. Forte 23-122; K. Carey 14-72; J. Cutler 3-29; A. Jeffery 1-12.

#### RECEIVING

**PACKERS** – J. Nelson 10-108, 2 TDs; R. Cobb 7-113, 2 TDs; R. Rodgers 2-52; D. Adams 2-18; E. Lacy 1-11.  
**BEARS** – M. Bennett 9-134; M. Forte 5-49; A. Jeffery 4-39, TD; J. Morgan 3-24; B. Marshall 2-19, TD.

#### PASSING

**PACKERS** – A. Rodgers 28-22-302, 4 TDs.  
**BEARS** – J. Cutler 34-22-256, 2 TDs, 2 INTs; J. Clausen 1-1-9.

#### PUNT RETURNS

**PACKERS** – None.  
**BEARS** – None.

#### KICKOFF RETURNS

**PACKERS** – M. Hyde 2-47; D. Harris 1-20.  
**BEARS** – R. Ross 2-43.

#### INTERCEPTIONS

**PACKERS** – S. Shields 1-62; C. Matthews 1-40  
**BEARS** – None.

#### SACKS

**PACKERS** – D. Jones 1-4.  
**BEARS** – E. Ferguson 1-0.

## REGULAR SEASON GAME # 4 vs. PACKERS

Green Bay 38, Chicago 17

Sunday, September 28, 2014 -- Soldier Field

CHICAGO -- After QB Jay Cutler's 8-yard touchdown pass to WR Alshon Jeffery gave the Bears a 17-14 lead with 3:50 left in the first half, the Packers rolled up 24 unanswered points en route to a 38-17 victory at Soldier Field.

Packers QB Aaron Rodgers completed 22 of 28 passes for 302 yards with four touchdowns and no interceptions for a 151.2 passer rating. His 151.2 passer rating Sunday was the highest of his career in 14 starts versus the Bears.

The Packers produced five touchdowns and one field goal on their first six possessions. The only Green Bay drive that didn't result in points came when Mason Crosby's 38-yard field goal attempt was deflected by Willie Young with 4:47 remaining in the fourth quarter.

The Bears running game outrushed the Packers 235-56 with Matt Forte gaining 122 yards on 23 carries.

Cutler completed 15 of 21 passes for 173 yards with two touchdowns and no interceptions for a 127.7 passer rating in the first half, but he was intercepted on the Bears' first two possessions of the second half, and the Packers converted both turnovers into touchdowns.

Trailing 24-17, the Bears advanced to the Green Bay 24 early in the third quarter before Tramon Williams jumped a slant pass intended for WR Josh Morgan, deflecting the ball to LB Clay Matthews, who returned the interception 40 yards to the Chicago 35.

On the Bears' next possession, a miscommunication between Cutler and WR Brandon Marshall led to an interception by Sam Shields, who returned it 52 yards to the Chicago 11. Cutler threw an intermediate pass over the middle, but Marshall had taken off deep.

After Cutler's second interception, the Packers scored on their eighth straight possession against the Bears, dating back to their final two drives of last year's season finale.

The Bears compiled 496 total yards. They scored touchdowns on two of four first-half possessions on Cutler TD passes to Marshall and Jeffery. But they mustered only three points after reaching the 1-yard line on each of their other two first-half drives.

After a Packers penalty gave the Bears first-and-goal from the 1, Kyle Long was flagged for a false start and Cutler eventually threw slightly too high for Jeffery on third-and-goal from the 5. Robbie Gould followed with a 23-yard field goal that gave the Bears a brief 10-7 lead.

With :09 left in the first half and the Bears out of timeouts, Cutler rifled a pass on second-and-goal from the 9 over the middle to TE Martellus Bennett, who was stopped inches short of the goal line as time expired. The Bears failed to advance inside the Packers' 20 the rest of the game. Bennett finished the game with a career high nine receptions and 134 yard receiving.



## REGULAR SEASON GAME # 5 at PANTHERS

Carolina 31, Chicago 24

Sunday, October 5, 2014 -- Bank of America Stadium

CHARLOTTE -- The Chicago Bears were outscored 24-3 over the final 30:12 of a 31-24 loss to the Carolina Panthers at Bank of America Stadium.

At the two-minute warning of the first-half, the Bears had a 21-7 lead and the ball on Panthers 17, but failed to gain any points after an incomplete pass on third down and a 35-yard field goal attempt by Robbie Gould sailed wide right.

After gaining only 33 yards on 13 plays on their first five possessions that resulted in three turnovers and two punts, the Panthers strung together touchdown drives of 75 yards to end the first half (capped by a 9-yard pass from Panthers QB Cam Newton to TE Greg Olsen) and 86 yards to open the second (finished by a 1-yard touchdown run by Chris Ogbonnaya), tying the score 21-21.

Gould's 45-yard field goal gave the Bears a 24-21 lead, which they held until midway through the fourth quarter before turnovers on each of their final three possessions cost them the game.

First, QB Jay Cutler overthrew a pass intended for WR Santonio Holmes that was grabbed by Panthers S Thomas DeCoud, who returned the interception 35 yards to the Chicago 32.

The Bears defense held Carolina without a first down, but Graham Gano's 44-yard field goal tied the score 24-24 with 4:29 remaining in the fourth quarter.

On the next play from scrimmage, Panthers CB Antoine Cason stripped the ball from RB Matt Forte and DT Kawann Short recovered the fumble at the Chicago 23.

Six plays later, Newton sent a 6-yard touchdown pass to TE Greg Olsen on third-and-goal, giving Carolina a 31-24 lead with 2:18 to play.

The Bears then coughed up the ball for the third time in less than six minutes when Cutler fumbled on a sack on a desperation fourth-and-21 play from his own 34 with 1:06 remaining.

The Panthers took an early 7-0 lead on a bizarre touchdown. With Philly Brown camping under a Bears punt, he was hit by Teddy Williams before the ball arrived. Brown alertly scooped up the ball after it had hit Williams and scampered 79 yards for a touchdown down the left sideline.

The Bears responded to the miscue on both sides of the ball. The defense generated takeaways on three of four possessions and the offense scored touchdowns on three straight drives. Two of the touchdowns came after the defense had handed the ball to the offense at the Carolina 28 and 13.

Cutler accounted for three touchdowns on a 10-yard run and passes of 10 yards to Forte and 25 yards to WR Alshon Jeffery. But the Bears quarterback also committed three turnovers with two interceptions and a lost fumble. He completed 28 of 36 passes for 289 yards and a 95.5 rating.

Many of Cutler's completions came on screens and checkdowns against a Panthers defense that was determined to take away the big play. Forte had 12 receptions for 105 yards while rushing for 61 yards on 17 attempts.

## BOX SCORE

### Panthers 31, Bears 24

Bank of America Stadium (73,659)  
Sunday, October 5, 2014

CHICAGO	14	7	3	0	24
CAROLINA	7	7	7	10	31

**PANTHERS** – C. Brown 79 punt return (G. Gano kick). **BEARS** – M. Forte 10 pass from J. Cutler (R. Gould kick) (3-28, 0:47). **BEARS** – J. Cutler 10 run (R. Gould kick) (3-13, 1:21). **BEARS** – A. Jeffery 25 pass from J. Cutler (R. Gould kick) (8-68, 5:20). **PANTHERS** – G. Olsen 9 pass from C. Newton (G. Gano kick) (7-75, 1:39). **PANTHERS** – C. Ogbonnaya 1 run (G. Gano kick) (10-86, 4:00). **BEARS** – R. Gould 45 FG (8-53, 4:38). **PANTHERS** – G. Gano 44 FG (4-6, 1:27). **PANTHERS** – G. Olsen 6 pass from C. Newton (6-23, 2:00).

	BEARS	PANTHERS
First downs .....	17	22
Total net yards .....	347	321
Rushes-yards .....	22-85	27-90
Att-comp-net .....	36-28-262	35-19-231
Times thrown-yds lost .....	4-27	2-24
Int-Total TDs .....	2-3	1-4
Punts - avg .....	4-52.3	5-48.2
Penalties-yards .....	10-80	3-30
Fumbles-lost .....	3-2	3-2
Time of possession .....	32:59	26:51

#### RUSHING

**BEARS** – M. Forte 17-61; J. Cutler 3-22, TD; K. Carey 2-2. **PANTHERS** – D. Reaves 11-35; C. Ogbonnaya 8-24, TD; C. Brown 2-22; C. Newton 6-9.

#### RECEIVING

**BEARS** – M. Forte 12-105, TD; A. Jeffery 6-97, TD; B. Marshall 3-44; D. Rosario 3-20; M. Bennett 3-17; S. Holmes 1-6. **PANTHERS** – G. Olsen 6-72, 2 TDs; J. Catchery 3-46; K. Benjamin 3-38; J. Avant 2-42; E. Dickson 2-16; B. Bersin 1-21; D. Reaves 1-16; C. Brown 1-4.

#### PASSING

**BEARS** – J. Cutler 36-28-289, 2 TDs; 2 INTs. **PANTHERS** – C. Newton 35-19-255, 2 TDs, INT.

#### PUNT RETURNS

**BEARS** – S. Holmes 2-30. **PANTHERS** – C. Brown 3-81, TD.

#### KICKOFF RETURNS

**BEARS** – C. Williams 2-45. **PANTHERS** – C. Brown 1-18.

#### INTERCEPTIONS

**BEARS** – L. Briggs 1-2. **PANTHERS** – T. DeCoud 1-35; R. Harper 1-1.

#### SACKS

**BEARS** – W. Young 1-16; S. Paea 1-8. **PANTHERS** – C. Johnson 1-6; K. Short 1-6; M. Addison 0.5-5.5; D. Edwards 0.5-5.5.



## BOX SCORE

### Bears 27, Falcons 13

Georgia Dome (70,212)  
Sunday, October 12, 2014

CHICAGO	0	13	6	8	27
ATLANTA	3	0	10	0	13

**FALCONS** – M. Bryant 52 FG (7-32, 3:21). **BEARS** – R. Gould 25 FG (9-54, 3:38). **BEARS** – J. Morgan 3 pass from J. Cutler (R. Gould kick) (7-79, 4:37). **BEARS** – R. Gould 28 FG (12-83, 4:04). **FALCONS** – A. Smith 41 pass from M. Ryan (M. Bryant kick) (7-86, 3:41). **FALCONS** – M. Bryant 54 FG (10-33, 3:13). **BEARS** – M. Forte 6 run (kick blocked) (3-80, 1:13). **BEARS** – M. Forte 9 run (J. Cutler-M. Bennett pass) (15-87, 8:28).

	BEARS	FALCONS
First downs .....	23	12
Total net yards .....	478	287
Rushes-yards .....	29-103	13-42
Att-comp-net .....	38-26-375	37-19-245
Times thrown-yds lost .....	2-6	4-26
Int-Total TDs .....	0-3	1-1
Punts - avg .....	5-40.2	5-43.6
Penalties-yards .....	7-47	6-52
Fumbles-lost .....	0-0	1-0
Time of possession .....	36:15	23:45

#### RUSHING

**BEARS** – M. Forte 17-80, 2 TDs; K. Carey 4-19; J. Cutler 6-4; A. Jeffery 2-0.

**FALCONS** – S. Jackson 6-25; J. Rodgers 1-7; A. Smith 2-5; D. Freeman 2-5; J. Jones 1-1; M. Ryan 1-(-1).

#### RECEIVING

**BEARS** – M. Forte 10-77; B. Marshall 6-113; A. Jeffery 5-136; M. Bennett 4-52; J. Morgan 1-3, TD.

**FALCONS** – J. Jones 4-68; A. Smith 4-64, TD; R. White 3-40; L. Toilolo 3-34; D. Freeman 2-26; D. Hester 1-23; E. Weems 1-14; J. Rodgers 1-2.

#### PASSING

**BEARS** – J. Cutler 38-26-381, TD.

**FALCONS** – M. Ryan 37-19-271. TD, INT.

#### PUNT RETURNS

**BEARS** – S. Holmes 2-(-1).

**FALCONS** – D. Hester 2-10.

#### KICKOFF RETURNS

**BEARS** – C. Williams 2-35.

**FALCONS** – D. Hester 2-44; L. Toilolo 1-0..

#### INTERCEPTIONS

**BEARS** – D. Hurst 1-0.

**FALCONS** – None.

#### SACKS

**BEARS** – W. Young 2-14; S. Paea 1-8; J. Allen 1-4.

**FALCONS** – J. Massaquoi 1-5; R. McClain 1-1; K. Biermann 0.5-3.5; P. Soliai 0.5-3.5.

## REGULAR SEASON GAME # 6 at FALCONS

Chicago 27, Atlanta 13

Sunday, October 12, 2014 -- Soldier Field

ATLANTA – With strong play on both sides of the ball over the final quarter and a half, the Chicago Bears scored the game's final 14 points en route to a 27-13 win at the Georgia Dome.

The game's turning point came midway through the third quarter after the Falcons had tied the score 13-13 on Matt Bryant's booming 54-yard field goal.

Bears QB Jay Cutler launched a 74-yard pass to WR Alshon Jeffery to the Atlanta 6. On the next play, RB Matt Forte rumbled for a 6-yard touchdown up the middle. Robbie Gould's extra point attempt was blocked, but the Bears had grabbed a 19-13 lead they would not relinquish.

After forcing a three-and-out, the Bears took a 27-13 lead early in the fourth quarter on Forte's 9-yard touchdown dash up the middle, followed by Cutler's two-point conversion pass to TE Martellus Bennett. The touchdown capped a 15-play, 87-yard drive that burned 8:28 off the clock.

Forte's second rushing touchdown of the game—and the season—came on third-and-goal from the 9, surprising a Falcons defense that was expecting a pass.

After increasing their lead to 27-13, the Bears defense stepped up, not allowing the Falcons (2-4) to cross the 50-yard line on their final three possessions.

Playing his first game at nickel back, Demontre Hurst generated the game's only take-away by intercepting a Matt Ryan pass. The defensive line harassed the Falcons quarterback in the fourth quarter, with Willie Young registering two sacks and Jared Allen recording his first of the season.

Offensively, the Bears compiled 478 yards and did not commit a turnover. Cutler passed for 381 yards—his most in six seasons with the Bears—with 1 touchdown for a 109.6 passer rating. Jeffery (5 catches for 136 yards) and Brandon Marshall (6-113) both topped 100 yards, while Forte rushed for 80 yards on 17 carries and caught a game-high 10 passes for 77 yards. The Bears first touchdown of the game came on a 3-yard touchdown pass from Cutler to WR Josh Morgan.

Defensively, the Bears played without their top four linebackers. With Lance Briggs (ribs), D.J. Williams (neck), Jonathan Bostic (back) and Shea McClellin (hand) all inactive due to injuries, Sunday's starters Khaseem Greene, Christian Jones and Darryl Sharpton combined for 27 tackles.

## REGULAR SEASON GAME # 7 vs. DOLPHINS

Miami 27, Chicago 14  
Sunday, October 19, 2014 -- Soldier Field

CHICAGO — With the offense mustering just 54 yards and two first downs in the first half and the defense unable to generate a takeaway, the Bears fell behind 14-0 at halftime and never recovered in a disappointing 27-14 loss to the Miami Dolphins at Soldier Field.

The Bears lost the turnover battle 3-0, giving the Dolphins the ball following two fumbles and an interception at the Chicago 23, 16 and 35.

Dolphins QB Ryan Tannehill completed his first 14 passes and finished the game connecting on 25 of 32 attempts for 277 yards with two touchdowns for a 123.6 passer rating. Tannehill also rushed for 48 yards on six carries, including a 30-yarder that set up a touchdown.

The Bears offense awoke from its slumber in the second half, scoring two touchdowns to cut the margin to 14-7 midway through the third quarter and 24-14 halfway through the fourth period. But the Dolphins responded both times, widening their lead to 21-7 with a touchdown and 27-14 with a field goal.

DT Jeremiah Ratliff recorded 3.5 sacks and RB Matt Forte, who generated 109 yards from scrimmage (49 rushing and 60 receiving) and scored both Bears touchdowns on a 10-yard catch and 1-yard run.

The Dolphins took a 7-0 lead on Tannehill's 13-yard touchdown pass to TE Charles Clay with 6:51 left in the first quarter, capping an 8-play, 83-yard drive.

Later in the half, QB Jay Cutler's pass intended for TE Martellus Bennett was intercepted by Dolphins S Reshad Jones, who returned it 50 yards. The pick set up Tannehill's 10-yard touchdown pass to WR Mike Wallace, giving the Dolphins a 14-0 lead with 5:20 left in the first half.

After Cutler dropped back to pass on 16 of 18 plays in the first half, the Bears featured Forte on the opening possession of the second half, and it paid dividends. He had seven carries for 33 yards and caught a 10-yard touchdown pass from Cutler to cut the deficit in half at 14-7.

But the Dolphins widened the margin to 24-7 on Lamar Miller's 2-yard scoring run and K Caleb Sturgis' 33-yard field goal. The Bears climbed to within 24-14 on Forte's 1-yard touchdown run with 7:38 left in the game, but that was as close as they would get.

## BOX SCORE

### Dolphins 27, Bears 14

Soldier Field (62,413)  
Sunday, October 19, 2014

MIAMI	7	7	7	6	27
CHICAGO	0	0	7	7	14

**DOLPHINS** – C. Clay 13 pass from R. Tannehill (C. Sturgis kick) (8-81, 4:24). **DOLPHINS** – M. Wallace 10 pass from R. Tannehill (C. Sturgis kick) (3-23, 1:33). **BEARS** – M. Forte 10 pass from J. Cutler (R. Gould kick) (12-80, 7:01). **DOLPHINS** – L. Miller 2 run (C. Sturgis kick) (13-83, 7:28). **DOLPHINS** – C. Sturgis 33 FG (4-2, 0:52). **BEARS** – M. Forte 1 run (R. Gould kick) (6-73, 2:05). **DOLPHINS** – C. Sturgis 19 FG (12-65, 5:25).

	DOLPHINS	BEARS
First downs .....	24	14
Total net yards .....	393	224
Rushes-yards .....	33-137	14-52
Att-comp-net .....	32-25-256	34-21-172
Times thrown-yds lost .....	4-21	3-18
Int-Total TDs .....	0-3	1-2
Punts - avg .....	2-37.5	3-53.0
Penalties-yards .....	7-84	2-15
Fumbles-lost .....	1-0	4-2
Time of possession .....	37:22	22:38

### RUSHING

**DOLPHINS** – L. Miller 18-61, TD; R. Tannehill 6-48; Dn. Thomas 7-25; M. Wallace 1-4; D. Williams 1-(-1).  
**BEARS** – M. Forte 12-49, TD; J. Cutler 2-3.

### RECEIVING

**DOLPHINS** – M. Wallace 5-46, TD; C. Clay 4-58, TD; J. Landry 4-46; B. Hartline 3-35; Dn. Thomas 3-25; D. Sims 2-33; L. Miller 2-22; D. Williams 2-12.  
**BEARS** – M. Forte 6-60, TD; B. Marshall 6-48; M. Bennett 5-58; D. Rosario 2-15; A. Jeffery 2-9.

### PASSING

**DOLPHINS** – R. Tannehill 32-25-277, 2 TDs.  
**BEARS** – J. Cutler 34-21-190, TD, INT.

### PUNT RETURNS

**DOLPHINS** – J. Landry 2-22.  
**BEARS** – None.

### KICKOFF RETURNS

**DOLPHINS** – J. Landry 2-55.  
**BEARS** – C. Williams 2-75.

### INTERCEPTIONS

**DOLPHINS** – R. Jones 1-50.  
**BEARS** – None.

### SACKS

**DOLPHINS** – C. Wake 1-8; D. Shelby 1-6; L. Delmas 1-4.  
**BEARS** – J. Ratliff 3.5-17; J. Allen 0.5-4.

# National Football League Game Summary

NFL Copyright © 2014 by The National Football League. All rights reserved. This summary and play-by-play is for the express purpose of assisting media in their coverage of the game; any other use of this material is prohibited without the written permission of the National Football League. Updated: 10/20/2014

Date: Sunday, 10/19/2014 **Miami Dolphins at Chicago Bears** Start Time: 12:00 PM CDT  
at Soldier Field, Chicago, IL

**Game Day Weather**  
Game Weather: Partly cloudy Temp: 50° F (10.0° C) Humidity: 64%, Wind: SW 10 mph  
Played Outdoor on Turf: Grass Wind Chill: 46

Officials		
Referee: Morelli, Peter (135)	Umpire: Jenkins, Darrell (76)	Head Linesman: McKenzie, Dana (8)
Line Judge: Johnson, Carl (101)	Side Judge: Vernatchi, Rob (75)	Field Judge: Horton, Buddy (82)
Back Judge: Shaw, Dale (104)	Replay Official: Moore, Tommy ()	

Lineups			
Miami Dolphins		Chicago Bears	
Offense	Defense	Offense	Defense
WR 82 B.Hartline	LE 91 C.Wake	WR 15 B.Marshall	DE 99 L.Houston
LT 71 B.Albert	DT 94 R.Starks	LT 74 J.Bushrod	DT 90 J.Ratliff
LG 67 D.Colledge	DT 98 J.Odrick	LG 68 M.Slauson	DT 92 S.Paea
C 64 S.Satele	RE 50 O.Vernon	C 63 R.Garza	DE 69 J.Allen
RG 51 M.Pouncey	LB 55 K.Misi	RG 75 K.Long	LB 52 K.Greene
RT 70 J.James	LB 53 J.Jenkins	RT 67 J.Mills	LB 58 D.Williams
TE 42 C.Clay	CB 21 B.Grimes	TE 83 M.Bennett	LB 50 S.McClellin
WR 11 M.Wallace	CB 24 C.Finnegan	WR 17 A.Jeffery	RCB 26 T.Jennings
WR 14 J.Landry	S 25 L.Delmas	QB 6 J.Cutler	LCB 23 K.Fuller
QB 17 R.Tannehill	S 20 R.Jones	RB 22 M.Forte	S 21 R.Mundy
RB 26 L.Miller	NB 31 M.Thomas	WR 19 J.Morgan	S 45 B.Vereen

Substitutions	Substitutions
P 2 B.Fields, K 9 C.Sturgis, WR 18 R.Matthews, CB 22 J.Taylor, CB 29 W.Davis, RB 30 Dn.Thomas, RB 34 D.Williams, S 35 W.Aikens, DB 40 L.Rose, LB 52 P.Wheeler, LB 56 J.Freeny, LB 57 J.Tripp, LB 58 C.McCain, G 63 D.Thomas, G 75 N.Garner, DE 78 T.Fede, DE 79 D.Shelby, TE 80 D.Sims, DT 90 E.Mitchell, LS 92 J.Denney, LB 93 J.Trusnik, LB 97 K.Sheppard	K 9 R.Gould, WR 14 S.Holmes, P 16 P.O'Donnell, CB 24 T.Williams, RB 25 K.Carey, CB 27 S.McManis, S 29 D.McCray, CB 30 D.Hurst, RB 32 S.Perry, CB 39 A.Louis-Jean, LS 44 J.Cain, LB 53 D.Sharpton, LB 59 C.Jones, G/T 62 E.Britton, WR 82 C.Williams, TE 88 D.Rosario, DT 93 W.Sutton, DE 94 C.Washington, DT 95 E.Ferguson, LB 96 D.Lattimore, DE 97 W.Young

Did Not Play	Did Not Play
QB 8 M.Moore, WR 15 Da.Williams	QB 8 J.Clausen, C 64 B.De La Puente, T/G 70 M.Ola

Not Active	Not Active
WR 10 B.Gibson, S 27 J.Wilson, G 66 S.Smith, T 74 J.Fox, DT 76 A.Johnson, G 77 B.Turner, TE 89 G.Hoskins	CB 20 T.Mitchell, S 36 A.Dixon, S 47 C.Conte, LB 55 L.Briggs, LB 57 J.Bostic, T 72 C.Leno, DE 76 T.Scott

Field Goals (made ( ) & missed)	
C.Sturgis	50WR (33) 37B (19)

		1	2	3	4	OT	Total
VISITOR:	Miami Dolphins	7	7	7	6	0	27
HOME:	Chicago Bears	0	0	7	7	0	14

Scoring Plays						Visitor	Home
Team	Qtr	Time	Play Description (Extra Point) (Drive Info)				
Dolphins	1	6:51	C.Clay 13 yd. pass from R.Tannehill (C.Sturgis kick) (8-81, 4:24)			7	0
Dolphins	2	5:20	M.Wallace 10 yd. pass from R.Tannehill (C.Sturgis kick) (3-23, 1:33)			14	0
Bears	3	7:59	M.Forte 10 yd. pass from J.Cutler (R.Gould kick) (12-80, 7:01)			14	7
Dolphins	3	0:31	L.Miller 2 yd. run (C.Sturgis kick) (13-83, 7:28)			21	7
Dolphins	4	13:32	C.Sturgis 33 yd. Field Goal (4-2, 0:52)			24	7
Bears	4	7:38	M.Forte 1 yd. run (R.Gould kick) (6-73, 2:05)			24	14
Dolphins	4	2:13	C.Sturgis 19 yd. Field Goal (12-65, 5:25)			27	14
Paid Attendance: 62,413						Time: 2:50	

Miami Dolphins vs Chicago Bears  
10/19/2014 at Soldier Field

Final Individual Statistics

Miami Dolphins										Chicago Bears									
RUSHING						RUSHING													
	ATT	YDS	AVG	LG	TD		ATT	YDS	AVG	LG	TD								
L.Miller	18	61	3.4	9	1	M.Forte	12	49	4.1	16	1								
R.Tannehill	6	48	8.0	30	0	J.Cutler	2	3	1.5	3	0								
Dn.Thomas	7	25	3.6	11	0														
M.Wallace	1	4	4.0	4	0														
D.Williams	1	-1	-1.0	-1	0														
Total	33	137	4.2	30	1	Total	14	52	3.7	16	1								
PASSING										PASSING									
	ATT	CMP	YDS	SK/YD	TD	LG	IN	RT		ATT	CMP	YDS	SK/YD	TD	LG	IN	RT		
R.Tannehill	32	25	277	4/21	2	26	0	123.6	J.Cutler	34	21	190	3/18	1	24	1	74.4		
Total	32	25	277	4/21	2	26	0	123.6	Total	34	21	190	3/18	1	24	1	74.4		
PASS RECEIVING						PASS RECEIVING													
	TAR	REC	YDS	AVG	LG	TD		TAR	REC	YDS	AVG	LG	TD						
M.Wallace	8	5	46	9.2	12	1	M.Forte	7	6	60	10.0	24	1						
C.Clay	5	4	58	14.5	25	1	B.Marshall	10	6	48	8.0	15	0						
J.Landry	5	4	46	11.5	15	0	M.Bennett	8	5	58	11.6	21	0						
B.Hartline	3	3	35	11.7	17	0	D.Rosario	2	2	15	7.5	10	0						
Dn.Thomas	3	3	25	8.3	15	0	A.Jeffery	7	2	9	4.5	5	0						
D.Sims	2	2	33	16.5	26	0													
L.Miller	3	2	22	11.0	12	0													
D.Williams	2	2	12	6.0	7	0													
Total	31	25	277	11.1	26	2	Total	34	21	190	9.0	24	1						
INTERCEPTIONS						INTERCEPTIONS													
	NO	YDS	AVG	LG	TD		NO	YDS	AVG	LG	TD								
R.Jones	1	50	50.0	50	0														
Total	1	50	50.0	50	0	Total	0	0	0	0	0								
PUNTING								PUNTING											
	NO	YDS	AVG	NET	TB	IN20	LG		NO	YDS	AVG	NET	TB	IN20	LG				
B.Fields	2	75	37.5	37.5	0	1	41	P.O'Donnell	3	159	53.0	45.7	0	2	58				
Total	2	75	37.5	37.5	0	1	41	Total	3	159	53.0	45.7	0	2	58				
PUNT RETURNS								PUNT RETURNS											
	NO	YDS	AVG	FC	LG	TD		NO	YDS	AVG	FC	LG	TD						
J.Landry	2	22	11.0	1	12	0	[DOWNED]	1	0	0.0	0	0	0						
							[OUT OF BOUNDS]	1	0	0.0	0	0	0						
Total	2	22	11.0	1	12	0	Total	0	0	0.0	0	0	0						
KICKOFF RETURNS								KICKOFF RETURNS											
	NO	YDS	AVG	FC	LG	TD		NO	YDS	AVG	FC	LG	TD						
J.Landry	2	55	27.5	0	31	0	C.Williams	2	75	37.5	0	50	0						
[TOUCHBACK]	1	0	0.0	0	0	0	[TOUCHBACK]	4	0	0.0	0	0	0						
Total	2	55	27.5	0	31	0	Total	2	75	37.5	0	50	0						

Miami Dolphins

FUMBLES	FUM	LOST	OWN-REC	YDS	TD	FORCED	OPP-REC	YDS	TD	OUT-BDS
R.Jones	1	0	0	0	0	0	0	0	0	0
K.Misi	0	0	1	0	0	0	0	0	0	0
C.Wake	0	0	0	0	0	1	1	0	0	0
C.Finnegan	0	0	0	0	0	1	0	0	0	0
R.Starks	0	0	0	0	0	0	1	0	0	0
Total	1	0	1	0	0	2	2	0	0	0

Chicago Bears

FUMBLES	FUM	LOST	OWN-REC	YDS	TD	FORCED	OPP-REC	YDS	TD	OUT-BDS
J.Cutler	3	1	1	-10	0	0	0	0	0	0
D.Rosario	1	1	0	0	0	0	0	0	0	0
K.Carey	0	0	1	0	0	0	0	0	0	0
B.Marshall	0	0	0	0	0	1	0	0	0	0
Total	4	2	2	-10	0	1	0	0	0	0

Miami Dolphins vs Chicago Bears  
10/19/2014 at Soldier Field

# Final Team Statistics

	Visitor Dolphins	Home Bears
<b>TOTAL FIRST DOWNS</b>	24	14
By Rushing	7	3
By Passing	17	10
By Penalty	0	1
<b>THIRD DOWN EFFICIENCY</b>	4-11-36%	5-12-42%
<b>FOURTH DOWN EFFICIENCY</b>	1-1-100%	2-3-67%
<b>TOTAL NET YARDS</b>	393	224
Total Offensive Plays (inc. times thrown passing)	69	51
Average gain per offensive play	5.7	4.4
<b>NET YARDS RUSHING</b>	137	52
Total Rushing Plays	33	14
Average gain per rushing play	4.2	3.7
Tackles for a loss-number and yards	3-5	0-0
<b>NET YARDS PASSING</b>	256	172
Times thrown - yards lost attempting to pass	4-21	3-18
Gross yards passing	277	190
<b>PASS ATTEMPTS-COMPLETIONS-HAD INTERCEPTED</b>	32-25-0	34-21-1
Avg gain per pass play (inc.# thrown passing)	7.1	4.6
<b>KICKOFFS Number-In End Zone-Touchbacks</b>	6-6-4	3-2-1
<b>PUNTS Number and Average</b>	2-37.5	3-53.0
Had Blocked	0	0
<b>FGs - PATs Had Blocked</b>	1-0	0-0
<b>Net Punting Average</b>	37.5	45.7
<b>TOTAL RETURN YARDAGE (Not Including Kickoffs)</b>	72	0
No. and Yards Punt Returns	2-22	0-0
No. and Yards Kickoff Returns	2-55	2-75
No. and Yards Interception Returns	1-50	0-0
<b>PENALTIES Number and Yards</b>	7-84	2-15
<b>FUMBLES Number and Lost</b>	1-0	4-2
<b>TOUCHDOWNS</b>	3	2
Rushing	1	1
Passing	2	1
<b>EXTRA POINTS Made-Attempts</b>	3-3	2-2
Kicking Made-Attempts	3-3	2-2
<b>FIELD GOALS Made-Attempts</b>	2-4	0-0
<b>RED ZONE EFFICIENCY</b>	3-6-50%	2-3-67%
<b>GOAL TO GO EFFICIENCY</b>	2-3-67%	1-1-100%
<b>SAFETIES</b>	0	0
<b>FINAL SCORE</b>	27	14
<b>TIME OF POSSESSION</b>	37:22	22:38

# Ball Possession And Drive Chart

## Miami Dolphins

#	Time Recd	Time Lost	Time Poss	How Ball Obtained	Drive Began	# Play	Yds Gain	Yds Pen	Net Yds	1st Down	Last Scrm	How Given Up
1	15:00	12:50	2:10	Kickoff	MIA 20	3	8	0	8	0	MIA 28	Punt
2	11:15	6:51	4:24	Punt	MIA 19	8	81	0	81	5	* CHI 13	Touchdown
3	2:33	10:13	7:20	Punt	MIA 16	12	52	0	52	4	CHI 32	Missed FG
4	6:53	5:20	1:33	Interception	CHI 23	3	28	-5	23	2	* CHI 10	Touchdown
5	3:43	0:00	3:43	Punt	MIA 29	8	40	-15	25	3	CHI 46	Punt
6	7:59	0:31	7:28	Kickoff	MIA 17	13	83	0	83	5	* CHI 2	Touchdown
7	14:24	13:32	0:52	Fumble	CHI 16	4	2	0	2	0	* CHI 14	Field Goal
8	13:13	9:43	3:30	Fumble	CHI 35	8	26	-10	16	2	* CHI 19	Missed FG
9	7:38	2:13	5:25	Kickoff	MIA 34	12	75	-10	65	3	* CHI 1	Field Goal
10	0:57	0:00	0:57	Downs	MIA 15	2	-2	0	-2	0	MIA 14	End of Game

(376) Average MIA 38

## Chicago Bears

#	Time Recd	Time Lost	Time Poss	How Ball Obtained	Drive Began	# Play	Yds Gain	Yds Pen	Net Yds	1st Down	Last Scrm	How Given Up
1	12:50	11:15	1:35	Punt	CHI 38	3	9	0	9	0	CHI 47	Punt
2	6:51	2:33	4:18	Kickoff	CHI 20	6	7	0	7	1	CHI 27	Punt
3	10:13	6:53	3:20	Missed FG	CHI 40	6	23	0	23	1	MIA 37	Interception
4	5:20	3:43	1:37	Kickoff	CHI 20	3	5	0	5	0	CHI 25	Punt
5	15:00	7:59	7:01	Kickoff	CHI 20	12	80	0	80	6	* MIA 10	Touchdown
6	0:31	14:24	1:07	Kickoff	CHI 20	3	6	-10	-4	1	CHI 24	Fumble
7	13:32	13:13	0:19	Kickoff	CHI 25	2	10	0	10	0	CHI 25	Fumble
8	9:43	7:38	2:05	Missed FG	CHI 27	6	34	39	73	3	* MIA 1	Touchdown
9	2:13	0:57	1:16	Kickoff	50	10	40	-5	35	2	* MIA 15	Downs

(260) Average CHI 29

\* inside opponent's 20

## Time of Possession by Quarter

		1st	2nd	3rd	4th	OT	Total
<b>Visitor</b>	Miami Dolphins	9:07	10:03	7:28	10:44		37:22
<b>Home</b>	Chicago Bears	5:53	4:57	7:32	4:16		22:38

## Kickoff Drive No.-Start Average

Dolphins: 3 - MIA 24

Bears: 6 - CHI 26

Miami Dolphins vs Chicago Bears  
10/19/2014 at Soldier Field

# Final Defensive Statistics

## Miami Dolphins

### Regular Defensive Plays

### Special Teams

### Misc

	TKL	AST	COMB	SK	/ YDS	TFL	Q	IN	PD	FF	FR	TKL	AST	FF	FR	BL	TKL	AST	FF	FR
R.Jones	7	0	7	0	0	0	0	1	2	0	0	0	0	0	0	0	0	0	0	0
K.Misi	6	0	6	0	0	0	0	0	0	0	1	0	0	0	0	0	0	0	0	0
C.Finnegan	4	0	4	0	0	0	0	0	4	1	0	0	0	0	0	0	0	0	0	0
B.Grimes	4	0	4	0	0	0	0	0	0	0	0	0	0	0	0	0	0	0	0	0
L.Delmas	3	0	3	1	4	2	1	0	0	0	0	0	0	0	0	0	0	0	0	0
J.Jenkins	3	0	3	0	0	0	0	0	0	0	0	0	0	0	0	0	0	0	0	0
D.Shelby	1	0	1	1	6	1	1	0	0	0	0	0	0	0	0	0	0	0	0	0
C.Wake	1	0	1	1	8	0	0	0	1	1	1	0	0	0	0	0	0	0	0	0
R.Starks	1	0	1	0	0	0	0	0	0	0	1	0	0	0	0	0	0	0	0	0
P.Wheeler	1	0	1	0	0	1	0	0	0	0	0	0	0	0	0	0	0	0	0	0
C.McCain	1	0	1	0	0	0	0	0	0	0	0	0	0	0	0	0	0	0	0	0
T.Fede	1	0	1	0	0	0	0	0	0	0	0	0	0	0	0	0	0	0	0	0
E.Mitchell	1	0	1	0	0	0	0	0	0	0	0	0	0	0	0	0	0	0	0	0
J.Taylor	1	0	1	0	0	0	0	0	0	0	0	0	0	0	0	0	0	0	0	0
M.Thomas	1	0	1	0	0	0	0	0	0	0	0	0	0	0	0	0	0	0	0	0
R.Matthews	0	0	0	0	0	0	0	0	0	0	0	1	0	0	0	0	0	0	0	0
C.Sturgis	0	0	0	0	0	0	0	0	0	0	0	1	0	0	0	0	0	0	0	0
<b>Total</b>	<b>36</b>	<b>0</b>	<b>36</b>	<b>3</b>	<b>18</b>	<b>4</b>	<b>2</b>	<b>1</b>	<b>7</b>	<b>2</b>	<b>3</b>	<b>2</b>	<b>0</b>	<b>0</b>	<b>0</b>	<b>0</b>	<b>0</b>	<b>0</b>	<b>0</b>	<b>0</b>

TKL = Tackle AST = Assist COMB = Combined QH=QB Hit IN = Interception PD = Pass Defense FF = Forced Fumble FR = Fumble Recovery

## Chicago Bears

### Regular Defensive Plays

### Special Teams

### Misc

	TKL	AST	COMB	SK	/ YDS	TFL	QH	IN	PD	FF	FR	TKL	AST	FF	FR	BL	TKL	AST	FF	FR
J.Ratliff	5	2	7	3.5	17	4	4	0	0	0	0	0	0	0	0	0	0	0	0	0
T.Jennings	5	1	6	0	0	0	0	0	1	0	0	0	0	0	0	0	0	0	0	0
D.Sharpton	4	2	6	0	0	0	1	0	0	0	0	0	0	0	0	0	0	0	0	0
W.Young	5	0	5	0	0	0	0	0	1	0	0	0	0	0	0	0	0	0	0	0
B.Vereen	5	0	5	0	0	0	0	0	0	0	0	0	0	0	0	0	0	0	0	0
R.Mundy	3	2	5	0	0	0	0	0	0	0	0	0	0	0	0	0	0	0	0	0
J.Allen	2	2	4	0.5	4	0	1	0	0	0	0	0	0	0	0	0	0	0	0	0
K.Greene	2	2	4	0	0	0	0	0	0	0	0	0	0	0	0	0	0	0	0	0
K.Fuller	3	0	3	0	0	1	0	0	0	0	0	0	0	0	0	0	0	0	0	0
D.Hurst	2	1	3	0	0	0	0	0	0	0	0	2	0	0	0	0	0	0	0	0
S.McManis	2	1	3	0	0	0	0	0	0	0	0	0	0	0	0	0	0	0	0	0
S.McClellin	2	0	2	0	0	0	0	0	1	0	0	0	0	0	0	0	0	0	0	0
D.Williams	2	0	2	0	0	0	0	0	0	0	0	0	0	0	0	0	0	0	0	0
W.Sutton	2	0	2	0	0	0	0	0	0	0	0	0	0	0	0	0	0	0	0	0
S.Paea	1	1	2	0	0	0	0	0	0	0	0	0	0	0	0	0	0	0	0	0
E.Ferguson	1	1	2	0	0	0	0	0	0	0	0	0	0	0	0	0	0	0	0	0
L.Houston	1	0	1	0	0	1	0	0	0	0	0	0	0	0	0	1	0	0	0	0
C.Jones	0	1	1	0	0	0	0	0	0	0	0	0	0	0	0	0	0	0	0	0
D.McCray	0	0	0	0	0	0	0	0	0	0	0	1	0	0	0	0	0	0	0	0
T.Williams	0	0	0	0	0	0	0	0	0	0	0	1	0	0	0	0	0	0	0	0
B.Marshall	0	0	0	0	0	0	0	0	0	0	0	0	0	0	0	0	1	0	1	0
K.Long	0	0	0	0	0	0	0	0	0	0	0	0	0	0	0	0	1	0	0	0
R.Garza	0	0	0	0	0	0	0	0	0	0	0	0	0	0	0	0	1	0	0	0
M.Forte	0	0	0	0	0	0	0	0	0	0	0	0	0	0	0	0	1	0	0	0
K.Carey	0	0	0	0	0	0	0	0	0	0	0	0	0	0	0	0	0	0	0	1
J.Cutler	0	0	0	0	0	0	0	0	0	0	0	0	0	0	0	0	0	0	0	1
<b>Total</b>	<b>47</b>	<b>16</b>	<b>63</b>	<b>4</b>	<b>21</b>	<b>6</b>	<b>6</b>	<b>0</b>	<b>3</b>	<b>0</b>	<b>0</b>	<b>4</b>	<b>0</b>	<b>0</b>	<b>0</b>	<b>1</b>	<b>4</b>	<b>0</b>	<b>1</b>	<b>2</b>





**10/19/2014 at Soldier Field**

[illegible]

Play By Play

First Quarter

10/19/2014

MIA wins toss, elects to Receive, and CHI elects to defend the South goal.

R.Gould kicks 65 yards from CHI 35 to end zone, Touchback.

Miami Dolphins at 15:00

- 1-10-MIA 20 (15:00) (Shotgun) R.Tannehill sacked at MIA 15 for -5 yards (J.Ratliff).
- 2-15-MIA 15 (14:22) (Shotgun) L.Miller left end to MIA 18 for 3 yards (J.Allen).
- 3-12-MIA 18 (13:42) (Shotgun) R.Tannehill pass short left to L.Miller to MIA 28 for 10 yards (R.Mundy; K.Greene).
- 4-2-MIA 28 (12:57) (Punt formation) B.Fields punts 34 yards to CHI 38, Center-J.Denney, out of bounds.

Chicago Bears at 12:50

- 1-10-CHI 38 (12:50) (Shotgun) J.Cutler pass short middle to A.Jeffery to CHI 43 for 5 yards (J.Jenkins).
- 2-5-CHI 43 (12:14) (Shotgun) J.Cutler pass short right to A.Jeffery to CHI 47 for 4 yards (B.Grimes).
- 3-1-CHI 47 (11:31) (Shotgun) E.Britton reported in as eligible. J.Cutler pass incomplete deep right to A.Jeffery.
- 4-1-CHI 47 (11:25) (Punt formation) P.O'Donnell punts 44 yards to MIA 9, Center-J.Cain. J.Landry to MIA 19 for 10 yards (D.Hurst).

Timeout at 11:15.

Miami Dolphins at 11:15

- 1-10-MIA 19 (11:15) (Shotgun) R.Tannehill right end to MIA 33 for 14 yards (T.Jennings). R1
- 1-10-MIA 33 (10:36) (Shotgun) R.Tannehill right tackle to MIA 34 for 1 yard (S.Paea).
- 2-9-MIA 34 (9:53) (Shotgun) R.Tannehill pass deep right to C.Clay ran ob at CHI 41 for 25 yards. P2
- 1-10-CHI 41 (9:24) (Shotgun) M.Wallace right end to CHI 37 for 4 yards (S.McClellin).
- 2-6-CHI 37 (8:48) (Shotgun) R.Tannehill pass short middle to J.Landry to CHI 24 for 13 yards (B.Vereen). P3
- 1-10-CHI 24 (8:14) L.Miller left guard to CHI 15 for 9 yards (B.Vereen).
- 2-1-CHI 15 (7:38) (Shotgun) L.Miller left guard to CHI 13 for 2 yards (K.Greene; E.Ferguson). R4
- 1-10-CHI 13 (6:56) (Shotgun) R.Tannehill pass short left to C.Clay for 13 yards, TOUCHDOWN. P5
- C.Sturgis extra point is GOOD, Center-J.Denney, Holder-B.Fields.

Timeout at 06:51.

MIA 7 CHI 0, 8 plays, 81 yards, 4:24 drive, 8:09 elapsed
--

C.Sturgis kicks 65 yards from MIA 35 to end zone, Touchback.

Timeout at 06:51.

Chicago Bears at 6:51

- 1-10-CHI 20 (6:51) M.Forte left guard to CHI 23 for 3 yards (K.Misi).
- 2-7-CHI 23 (6:19) J.Cutler pass short middle to M.Forte to CHI 28 for 5 yards (K.Misi).
- 3-2-CHI 28 (5:36) (Shotgun) J.Cutler pass short left to M.Forte to CHI 38 for 10 yards (R.Jones). P1
- 1-10-CHI 38 (4:50) (Shotgun) J.Cutler FUMBLES (Aborted) at CHI 38, recovered by CHI-K.Carey at CHI 28. K.Carey to CHI 28 for no gain (P.Wheeler).
- 2-20-CHI 28 (4:00) (Shotgun) E.Britton reported in as eligible. J.Cutler pass short middle to M.Forte to CHI 33 for 5 yards (C.McCain).
- 3-15-CHI 33 (3:18) (Shotgun) J.Cutler sacked at CHI 27 for -6 yards (D.Shelby).
- 4-21-CHI 27 (2:41) (Punt formation) P.O'Donnell punts 57 yards to MIA 16, Center-J.Cain, fair catch by J.Landry.

Timeout at 02:33.

Miami Dolphins at 2:33

- 1-10-MIA 16 (2:33) R.Tannehill pass short left to J.Landry to MIA 31 for 15 yards (W.Young). P6
- 1-10-MIA 31 (1:55) (Shotgun) Dn.Thomas right guard to MIA 36 for 5 yards (W.Young).
- 2-5-MIA 36 (1:17) R.Tannehill pass short left to Dn.Thomas to MIA 44 for 8 yards (D.Williams). P7
- 1-10-MIA 44 (:40) (Shotgun) Dn.Thomas right guard to MIA 49 for 5 yards (J.Allen; D.Sharpton).

END OF QUARTER

	Time		First Downs				Efficiencies	
	Score	Poss	R	P	X	T	3 Down	4 Down
Miami Dolphins	7	9:07	2	5	0	7	0/1	0/0
Chicago Bears	0	5:53	0	1	0	1	1/3	0/0

Second Quarter

10/19/2014

Play By Play

Miami Dolphins continued.

2-5-MIA 49	(15:00) R.Tannehill sacked at MIA 48 for -1 yards (J.Ratliff).	
3-6-MIA 48	(14:15) (Shotgun) R.Tannehill pass short left to C.Clay to CHI 40 for 12 yards (T.Jennings; D.Sharpton).	P8
<u>1-10-CHI 40</u>	(13:34) (Shotgun) Dn.Thomas right end to CHI 43 for -3 yards (L.Houston).	
2-13-CHI 43	(12:52) (Shotgun) R.Tannehill pass short middle to Dn.Thomas to CHI 28 for 15 yards (D.Sharpton).	P9
<u>1-10-CHI 28</u>	(12:07) (Shotgun) D.Williams left end to CHI 29 for -1 yards (K.Fuller).	
2-11-CHI 29	(11:25) (Shotgun) Dn.Thomas left guard to CHI 25 for 4 yards (J.Ratliff). MIA-D.Colledge was injured during the play. His return is Questionable.	

Timeout at 11:11.

3-7-CHI 25	(11:03) (Shotgun) R.Tannehill sacked at CHI 32 for -7 yards (J.Ratliff).
4-14-CHI 32	(10:19) (Field Goal formation) C.Sturgis 50 yard field goal is No Good, Wide Right, Center-J.Denney, Holder-B.Fields.

Timeout at 10:13.

Chicago Bears at 10:13

1-10-CHI 40	(10:13) (Shotgun) J.Cutler scrambles right end to CHI 43 for 3 yards (B.Grimes).	
2-7-CHI 43	(9:32) (Shotgun) J.Cutler sacked at CHI 39 for -4 yards (L.Delmas).	
3-11-CHI 39	(8:42) (Shotgun) J.Cutler pass deep right to M.Bennett pushed ob at MIA 45 for 16 yards (R.Jones).	P2
<u>1-10-MIA 45</u>	(8:05) E.Britton reported in as eligible. J.Cutler pass incomplete deep left to A.Jeffery (C.Finnegan).	
2-10-MIA 45	(7:58) (Shotgun) M.Forte left guard to MIA 37 for 8 yards (R.Jones).	
3-2-MIA 37	(7:13) (Shotgun) J.Cutler pass deep left intended for M.Bennett INTERCEPTED by R.Jones at MIA 21. R.Jones to CHI 29 for 50 yards (B.Marshall). FUMBLES (B.Marshall), recovered by MIA-K.Misi at CHI 23. K.Misi to CHI 23 for no gain (K.Long). <i>Penalty on CHI-J.Mills, Offensive Holding, declined.</i>	
The Replay Official challenged the fumble ruling, and the play was Upheld. The ruling on the field was confirmed.		

Timeout at 06:53.

Miami Dolphins at 6:53

1-10-CHI 23	(6:53) R.Tannehill pass short middle to B.Hartline to CHI 8 for 15 yards (B.Vereen).	P10
<i>Penalty on CHI-K.Fuller, Defensive Holding, declined.</i>		
<u>1-8-CHI 8</u>	(6:32) L.Miller left guard to CHI 5 for 3 yards (R.Mundy; J.Ratliff).	
2-5-CHI 5	(5:49) (Shotgun) <i>PENALTY on MIA-M.Pouncey, False Start, 5 yards, enforced at CHI 5 - No Play.</i>	
2-10-CHI 10	(5:26) (Shotgun) R.Tannehill pass short right to M.Wallace for 10 yards, TOUCHDOWN. C.Sturgis extra point is GOOD, Center-J.Denney, Holder-B.Fields.	P11

Timeout at 05:20.

MIA 14 CHI 0, 3 plays, 23 yards, 1:33 drive, 9:40 elapsed

C.Sturgis kicks 65 yards from MIA 35 to end zone, Touchback.

Chicago Bears at 5:20

1-10-CHI 20	(5:20) (Shotgun) J.Cutler pass short left to B.Marshall to CHI 17 for -3 yards (L.Delmas).
2-13-CHI 17	(4:36) (Shotgun) J.Cutler pass short right to M.Bennett pushed ob at CHI 25 for 8 yards (B.Grimes).
3-5-CHI 25	(4:01) (Shotgun) J.Cutler pass incomplete short right to B.Marshall (C.Finnegan).
4-5-CHI 25	(3:55) (Punt formation) P.O'Donnell punts 58 yards to MIA 17, Center-J.Cain. J.Landry to MIA 29 for 12 yards (D.McCray).

Timeout at 03:43.

Miami Dolphins at 3:43

1-10-MIA 29	(3:43) (Shotgun) R.Tannehill left end pushed ob at MIA 34 for 5 yards (K.Fuller).	
2-5-MIA 34	(3:18) (Shotgun) R.Tannehill pass short right to M.Wallace to MIA 39 for 5 yards (T.Jennings).	P12
<u>1-10-MIA 39</u>	(2:41) (Shotgun) R.Tannehill pass short right to J.Landry pushed ob at MIA 46 for 7 yards (D.Hurst).	
2-3-MIA 46	(2:13) (Shotgun) L.Miller left guard to MIA 49 for 3 yards (J.Allen).	R13

Two-Minute Warning

<u>1-10-MIA 49</u>	(2:00) (Shotgun) R.Tannehill pass short left to B.Hartline to CHI 34 for 17 yards (D.Hurst).	P14
<u>1-10-CHI 34</u>	(1:32) (No Huddle, Shotgun) R.Tannehill pass short middle to L.Miller to CHI 12 for 22 yards (D.Hurst). <i>PENALTY on MIA-B.Hartline, Offensive Pass Interference, 10 yards, enforced at CHI 34 - No Play.</i>	
1-20-CHI 44	(1:24) (Shotgun) R.Tannehill pass short right to M.Wallace to CHI 33 for 11 yards (T.Jennings).	
2-9-CHI 33	(:58) (No Huddle, Shotgun) R.Tannehill pass incomplete short right to M.Wallace.	
3-9-CHI 33	(:54) (Shotgun) R.Tannehill sacked at CHI 41 for -8 yards (sack split by J.Allen and J.Ratliff).	
4-17-CHI 41	(:54) (Punt formation) <i>PENALTY on MIA, Delay of Game, 5 yards, enforced at CHI 41 - No Play. Penalty for DOG came with no players on the</i>	

Miami Dolphins vs Chicago Bears at Soldier Field

4-22-CHI 46		<i>field</i> (:05) (Punt formation) B.Fields punts 41 yards to CHI 5, Center-J.Denney, downed by MIA-R.Matthews.						
END OF QUARTER	Score	Time Poss	First Downs				Efficiencies	
			R	P	X	T	3 Down	4 Down
Miami Dolphins	14	10:03	1	6	0	7	1/3	0/0
Chicago Bears	0	4:57	0	1	0	1	1/3	0/0

Third Quarter

10/19/2014

Play By Play

CHI elects to Receive, and MIA elects to defend the South goal.  
C.Sturgis kicks 65 yards from MIA 35 to end zone, Touchback.

Chicago Bears at 15:00

1-10-CHI 20	(15:00) (Shotgun) M.Forte left tackle to CHI 36 for 16 yards (K.Misi).	R3
<u>1-10-CHI 36</u>	(14:24) M.Forte right guard to CHI 39 for 3 yards (K.Misi).	
2-7-CHI 39	(13:44) E.Britton reported in as eligible. M.Forte left guard to CHI 42 for 3 yards (R.Starks).	
3-4-CHI 42	(13:06) (Shotgun) J.Cutler pass short middle to B.Marshall to CHI 46 for 4 yards (B.Grimes).	P4
<u>1-10-CHI 46</u>	(12:18) M.Forte left tackle to 50 for 4 yards (R.Jones).	
2-6-50	(11:41) (Shotgun) M.Forte left tackle to 50 for no gain (J.Jenkins).	
3-6-50	(10:58) (Shotgun) J.Cutler pass short right to D.Rosario to MIA 45 for 5 yards (J.Jenkins).	
	Timeout #1 by CHI at 10:31.	
4-1-MIA 45	(10:31) E.Britton reported in as eligible. M.Forte left guard to MIA 41 for 4 yards (K.Misi).	R5
<u>1-10-MIA 41</u>	(9:51) (Shotgun) J.Cutler pass short left to B.Marshall to MIA 26 for 15 yards (C.Finnegan).	P6
<u>1-10-MIA 26</u>	(9:07) (Shotgun) J.Cutler pass short left to B.Marshall to MIA 13 for 13 yards (C.Finnegan).	P7
<u>1-10-MIA 13</u>	(8:43) M.Forte right guard to MIA 10 for 3 yards (K.Misi).	
2-7-MIA 10	<b>(8:06) (Shotgun) J.Cutler pass short left to M.Forte for 10 yards, TOUCHDOWN.</b>	P8
	R.Gould extra point is GOOD, Center-J.Cain, Holder-P.O'Donnell.	

Timeout at 07:59.

MIA 14 CHI 7, 12 plays, 80 yards, 7:01 drive, 7:01 elapsed
--

R.Gould kicks 72 yards from CHI 35 to MIA -7. J.Landry to MIA 17 for 24 yards (T.Williams).

Timeout at 07:53.

Miami Dolphins at 7:59, (1st play from scrimmage 7:53)

1-10-MIA 17	(7:53) (Shotgun) L.Miller right guard to MIA 20 for 3 yards (W.Young).	
2-7-MIA 20	(7:18) (Shotgun) R.Tannehill pass short left to L.Miller to MIA 32 for 12 yards (K.Fuller).	P15
<u>1-10-MIA 32</u>	(6:36) L.Miller left guard to MIA 35 for 3 yards (S.McClellin).	
2-7-MIA 35	(5:59) R.Tannehill pass short left to D.Sims to MIA 42 for 7 yards (R.Mundy).	P16
<u>1-10-MIA 42</u>	(5:15) (Shotgun) R.Tannehill pass short left to B.Hartline to MIA 45 for 3 yards (R.Mundy).	
2-7-MIA 45	(4:39) (Shotgun) L.Miller left end to 50 for 5 yards (D.Sharpton).	
3-2-50	(3:54) (Shotgun) R.Tannehill pass short left to Dn.Thomas to CHI 48 for 2 yards (K.Greene). Measurement.	P17
<u>1-10-CHI 48</u>	(3:14) R.Tannehill pass incomplete short left to M.Wallace (W.Young).	
2-10-CHI 48	(3:08) R.Tannehill pass short right to C.Clay pushed ob at CHI 40 for 8 yards (K.Greene).	
3-2-CHI 40	(2:32) (Shotgun) L.Miller right end to CHI 39 for 1 yard (D.Hurst; S.Paea).	
4-1-CHI 39	Miami challenged the runner was down by contact ruling, and the play was Upheld. The ruling on the field stands. (Timeout #1.) (1:54) (Shotgun) R.Tannehill right end to CHI 9 for 30 yards (T.Jennings).	R18
<u>1-9-CHI 9</u>	(1:12) L.Miller left end to CHI 2 for 7 yards (W.Sutton).	
2-2-CHI 2	<b>(:36) L.Miller left end for 2 yards, TOUCHDOWN.</b>	R19
	C.Sturgis extra point is GOOD, Center-J.Denney, Holder-B.Fields.	

Timeout at 00:31.

MIA 21 CHI 7, 13 plays, 83 yards, 7:28 drive, 14:29 elapsed
---

C.Sturgis kicks 65 yards from MIA 35 to end zone, Touchback.

Chicago Bears at 0:31

1-10-CHI 20	(:31) E.Britton reported in as eligible. J.Cutler pass short left to B.Marshall pushed ob at CHI 34 for 14 yards (C.Finnegan).	P9
-------------	--	----

END OF QUARTER

	Score	Time Poss	First Downs				Efficiencies	
			R	P	X	T	3 Down	4 Down
Miami Dolphins	21	7:28	2	3	0	5	1/2	1/1
Chicago Bears	7	7:32	2	5	0	7	1/2	1/1

Fourth Quarter

10/19/2014

Play By Play

Chicago Bears continued.

- 1-10-CHI 34 (15:00) J.Cutler pass short middle to B.Marshall to CHI 48 for 14 yards (K.Misi).  
*PENALTY on CHI-B.Marshall, Offensive Pass Interference, 10 yards, enforced at CHI 34 - No Play.*
- 1-20-CHI 24 (14:37) (Shotgun) J.Cutler pass incomplete short left to M.Forte.
- 2-20-CHI 24 (14:32) (Shotgun) J.Cutler sacked at CHI 16 for -8 yards (C.Wake). FUMBLES (C.Wake), RECOVERED by MIA-C.Wake at CHI 16. C.Wake to CHI 16 for no gain (R.Garza).

Miami Dolphins at 14:24

- 1-10-CHI 16 (14:24) R.Tannehill pass incomplete deep left to M.Wallace.
- 2-10-CHI 16 (14:20) (Shotgun) L.Miller right end to CHI 14 for 2 yards (B.Vereen).
- 3-8-CHI 14 (13:41) (Shotgun) R.Tannehill pass incomplete short middle to L.Miller.
- 4-8-CHI 14 (13:37) (Field Goal formation) C.Sturgis 33 yard field goal is GOOD, Center-J.Denney, Holder-B.Fields.

Timeout at 13:32.

MIA 24 CHI 7, 4 plays, 2 yards, 0:52 drive, 1:28 elapsed

C.Sturgis kicks 65 yards from MIA 35 to CHI 0. C.Williams to CHI 25 for 25 yards (R.Matthews).

Timeout at 13:25.

Chicago Bears at 13:32, (1st play from scrimmage 13:25)

- 1-10-CHI 25 (13:25) (Shotgun) J.Cutler pass incomplete short right to A.Jeffery.
- 2-10-CHI 25 (13:22) (Shotgun) J.Cutler pass short left to D.Rosario to CHI 35 for 10 yards (C.Finnegan). FUMBLES (C.Finnegan), RECOVERED by MIA-R.Starks at CHI 35. R.Starks to CHI 35 for no gain (M.Forte).  
Play Challenged by Replay Official and Upheld. The ruling on the field stands.

Miami Dolphins at 13:13

- 1-10-CHI 35 (13:13) (Shotgun) R.Tannehill pass short left to D.Williams to CHI 28 for 7 yards (R.Mundy).
- 2-3-CHI 28 (12:38) (Shotgun) R.Tannehill pass short left to D.Williams to CHI 23 for 5 yards (S.McManis). P20
- 1-10-CHI 23 (12:00) (Shotgun) R.Tannehill pass incomplete deep right to J.Landry (T.Jennings).
- 2-10-CHI 23 (11:56) Dn.Thomas right end to CHI 12 for 11 yards (D.Sharpton). R21
- 1-10-CHI 12 (11:17) (Shotgun) Dn.Thomas right guard to CHI 8 for 4 yards (D.Sharpton).
- 2-6-CHI 8 (10:36) Dn.Thomas left tackle to CHI 9 for -1 yards (J.Ratliff).
- 3-7-CHI 9 (9:54) R.Tannehill pass incomplete short middle [D.Sharpton].  
*PENALTY on MIA-R.Tannehill, Intentional Grounding, 10 yards, enforced at CHI 9.*
- 4-17-CHI 19 (9:47) (Field Goal formation) C.Sturgis 37 yard field goal is BLOCKED (L.Houston), Center-J.Denney, Holder-B.Fields.

Timeout at 09:43.

Chicago Bears at 9:43

- 1-10-CHI 27 (9:43) (Shotgun) J.Cutler pass short left to B.Marshall to CHI 32 for 5 yards (T.Fede).
- 2-5-CHI 32 (9:10) (Shotgun) J.Cutler pass incomplete short left to A.Jeffery (C.Finnegan).
- 3-5-CHI 32 (9:07) (Shotgun) J.Cutler pass short right to M.Forte to MIA 44 for 24 yards (L.Delmas). P10
- 1-10-MIA 44 (8:39) (No Huddle, Shotgun) J.Cutler pass incomplete deep left to A.Jeffery.  
*PENALTY on MIA-J.Taylor, Defensive Pass Interference, 39 yards, enforced at MIA 44 - No Play.*  
*Penalty on MIA, Defensive 12 On-field, declined.* X11
- 1-5-MIA 5 (8:33) (Shotgun) M.Forte right tackle to MIA 1 for 4 yards (R.Jones).
- 2-1-MIA 1 (8:15) (No Huddle) M.Forte right guard to MIA 1 for no gain (E.Mitchell).
- 3-1-MIA 1 (7:41) (Shotgun) M.Forte right tackle for 1 yard, TOUCHDOWN. R12  
R.Gould extra point is GOOD, Center-J.Cain, Holder-P.O'Donnell.

Timeout at 07:38.

MIA 24 CHI 14, 6 plays, 73 yards, 1 penalty, 2:05 drive, 7:22 elapsed

R.Gould kicks 62 yards from CHI 35 to MIA 3. J.Landry to MIA 34 for 31 yards (D.Hurst).

Miami Dolphins at 7:38, (1st play from scrimmage 7:31)

- 1-10-MIA 34 (7:31) (Shotgun) R.Tannehill pass short right to M.Wallace to MIA 42 for 8 yards (T.Jennings).
- 2-2-MIA 42 (6:59) (Shotgun) L.Miller left guard to MIA 43 for 1 yard (W.Young).
- 3-1-MIA 43 (6:17) (Shotgun) L.Miller left guard to MIA 49 for 6 yards (W.Young). R22
- 1-10-MIA 49 (5:38) (Shotgun) R.Tannehill pass short left to M.Wallace pushed ob at CHI 39 for 12 yards (S.McManis). P23
- 1-10-CHI 39 (5:00) L.Miller right guard to CHI 36 for 3 yards (E.Ferguson).
- 2-7-CHI 36 (4:16) (Shotgun) L.Miller left guard to CHI 32 for 4 yards (W.Sutton).
- Timeout #2 by CHI at 04:11.



Miami Dolphins vs Chicago Bears at Soldier Field

3-3-CHI 32	(4:11) (Shotgun) R.Tannehill pass short left to D.Sims to CHI 6 for 26 yards (B.Vereen).	P24
<u>1-6-CHI 6</u>	(3:22) L.Miller right end to CHI 4 for 2 yards (D.Williams).	
2-4-CHI 4	(2:36) (Shotgun) L.Miller left end for 4 yards, TOUCHDOWN NULLIFIED by Penalty. <i>PENALTY on MIA-C.Clay, Offensive Holding, 10 yards, enforced at CHI 2.</i> <i>Penalty on MIA-B.Hartline, Offensive Holding, declined.</i>	
2-12-CHI 12	(2:30) R.Tannehill pass short left to J.Landry to CHI 1 for 11 yards (S.McManis; C.Jones).	
3-1-CHI 1	(2:24) (Shotgun) R.Tannehill pass incomplete short right to C.Clay (S.McClellin).	
4-1-CHI 1	<b>(2:16) C.Sturgis 19 yard field goal is GOOD, Center-J.Denney, Holder-B.Fields.</b>	

MIA 27 CHI 14, 12 plays, 65 yards, 5:25 drive, 12:47 elapsed

C.Sturgis kicks 70 yards from MIA 35 to CHI -5. C.Williams pushed ob at CHI 45 for 50 yards (C.Sturgis).

*PENALTY on MIA-J.Tripp, Illegal Use of Hands, 5 yards, enforced at CHI 45.*

Chicago Bears at 2:13

1-10-50	(2:13) (Shotgun) <i>PENALTY on CHI-J.Mills, False Start, 5 yards, enforced at 50 - No Play.</i>
1-15-CHI 45	(2:07) (Shotgun) J.Cutler pass incomplete short left to A.Jeffery (C.Wake).
2-15-CHI 45	(2:02) (Shotgun) J.Cutler pass short right to M.Bennett pushed ob at MIA 43 for 12 yards (R.Jones).

Two-Minute Warning

3-3-MIA 43	(1:55) (Shotgun) J.Cutler pass short right to M.Bennett to MIA 42 for 1 yard (J.Taylor).	P13
4-2-MIA 42	(1:50) (Shotgun) E.Britton reported in as eligible. J.Cutler pass short left to M.Forte to MIA 36 for 6 yards (M.Thomas). <i>Penalty on MIA-J.Taylor, Illegal Contact, declined.</i>	
<u>1-10-MIA 36</u>	(1:42) (Shotgun) J.Cutler pass incomplete deep right to B.Marshall.	
2-10-MIA 36	(1:36) (Shotgun) J.Cutler pass deep middle to M.Bennett to MIA 15 for 21 yards (R.Jones).	P14
<u>1-10-MIA 15</u>	(1:17) (No Huddle, Shotgun) J.Cutler pass incomplete short middle to M.Bennett.	
2-10-MIA 15	(1:13) (Shotgun) J.Cutler FUMBLES (Aborted) at MIA 19, and recovers at MIA 19. J.Cutler pass incomplete short middle to M.Bennett.	
3-10-MIA 15	(1:09) (Shotgun) J.Cutler pass incomplete short middle to B.Marshall (R.Jones).	
4-10-MIA 15	(1:02) (Shotgun) J.Cutler pass incomplete short left to B.Marshall (C.Finnegan).	

Miami Dolphins at 0:57

1-10-MIA 15	(:57) R.Tannehill kneels to MIA 14 for -1 yards.
2-11-MIA 14	(:32) R.Tannehill kneels to MIA 13 for -1 yards.

END OF QUARTER

	Score	Time	First Downs				Efficiencies	
		Poss	R	P	X	T	3 Down	4 Down
Miami Dolphins	27	10:44	2	3	0	5	2/5	0/0
Chicago Bears	14	4:16	1	3	1	5	2/4	1/2

# Miscellaneous Statistics Report

## Miami Dolphins vs Chicago Bears 10/19/2014 at Soldier Field

### Ten Longest Plays for Miami Dolphins

Yards	Qtr	Play Start	Play Description
30	3	4-1-CHI 39	(1:54) (Shotgun) R.Tannehill right end to CHI 9 for 30 yards (T.Jennings).
26	4	3-3-CHI 32	(4:11) (Shotgun) R.Tannehill pass short left to D.Sims to CHI 6 for 26 yards (B.Vereen).
25	1	2-9-MIA 34	(9:53) (Shotgun) R.Tannehill pass deep right to C.Clay ran ob at CHI 41 for 25 yards.
17	2	1-10-MIA 49	(2:00) (Shotgun) R.Tannehill pass short left to B.Hartline to CHI 34 for 17 yards (D.Hurst).
15	1	1-10-MIA 16	(2:33) R.Tannehill pass short left to J.Landry to MIA 31 for 15 yards (W.Young).
15	2	2-13-CHI 43	(12:52) (Shotgun) R.Tannehill pass short middle to Dn.Thomas to CHI 28 for 15 yards (D.Sharpton).
15	2	1-10-CHI 23	(6:53) R.Tannehill pass short middle to B.Hartline to CHI 8 for 15 yards (B.Vereen). Penalty on CHI-K.Fuller, Defensive Holding, declined.
14	1	1-10-MIA 19	(11:15) (Shotgun) R.Tannehill right end to MIA 33 for 14 yards (T.Jennings).
13	1	2-6-CHI 37	(8:48) (Shotgun) R.Tannehill pass short middle to J.Landry to CHI 24 for 13 yards (B.Vereen).
13	1	1-10-CHI 13	(6:56) (Shotgun) R.Tannehill pass short left to C.Clay for 13 yards, TOUCHDOWN.

### Ten Longest Plays for Chicago Bears

Yards	Qtr	Play Start	Play Description
24	4	3-5-CHI 32	(9:07) (Shotgun) J.Cutler pass short right to M.Forte to MIA 44 for 24 yards (L.Delmas).
21	4	2-10-MIA 36	(1:36) (Shotgun) J.Cutler pass deep middle to M.Bennett to MIA 15 for 21 yards (R.Jones).
16	2	3-11-CHI 39	(8:42) (Shotgun) J.Cutler pass deep right to M.Bennett pushed ob at MIA 45 for 16 yards (R.Jones).
16	3	1-10-CHI 20	(15:00) (Shotgun) M.Forte left tackle to CHI 36 for 16 yards (K.Misi).
15	3	1-10-MIA 41	(9:51) (Shotgun) J.Cutler pass short left to B.Marshall to MIA 26 for 15 yards (C.Finnegan).
14	3	1-10-CHI 20	(:31) E.Britton reported in as eligible. J.Cutler pass short left to B.Marshall pushed ob at CHI 34 for 14 yards (C.Finnegan).
13	3	1-10-MIA 26	(9:07) (Shotgun) J.Cutler pass short left to B.Marshall to MIA 13 for 13 yards (C.Finnegan).
12	4	2-15-CHI 45	(2:02) (Shotgun) J.Cutler pass short right to M.Bennett pushed ob at MIA 43 for 12 yards (R.Jones).
10	1	3-2-CHI 28	(5:36) (Shotgun) J.Cutler pass short left to M.Forte to CHI 38 for 10 yards (R.Jones).
10	3	2-7-MIA 10	(8:06) (Shotgun) J.Cutler pass short left to M.Forte for 10 yards, TOUCHDOWN.

### Touchdown Scoring Information

		Offense	Defense	Special Teams
<b>VISITOR</b>	Miami Dolphins	3	0	0
<b>HOME</b>	Chicago Bears	2	0	0

### Player Scoring Information

Club	Player	TD	Rush TD	Rec TD	KO TD	Punt TD	Int TD	Fum TD	Misc TD	FG	XP	2Pt Rush	2Pt Rec	Sfty	Points
MIA	C.Sturgis	0	0	0	0	0	0	0	0	2	3	0	0	0	9
MIA	L.Miller	0	1	0	0	0	0	0	0	0	0	0	0	0	6
MIA	C.Clay	0	0	1	0	0	0	0	0	0	0	0	0	0	6
MIA	M.Wallace	0	0	1	0	0	0	0	0	0	0	0	0	0	6
CHI	M.Forte	0	1	1	0	0	0	0	0	0	0	0	0	0	12
CHI	R.Gould	0	0	0	0	0	0	0	0	0	2	0	0	0	2

### Possession Detail

	First Half		Second Half		Game	
	Visitor	Home	Visitor	Home	Visitor	Home
Largest Lead	14	0	17	0	17	0
Drives Leading	3	0	5	0	8	0
Time of Possession Leading	12:36	0:00	18:12	0:00	30:48	0:00
Largest Deficit	0	-14	0	-17	0	-17
Drives Trailing	0	3	0	5	0	8
Time of Possession Trailing	0:00	9:15	0:00	11:48	0:00	21:03
Times Score Tied Up		0		0		0
Lead Changes		1		0		1

# Playtime Percentage

Percent of playtime per player on offense, defense and special teams

Miami Dolphins						Chicago Bears					
		Offense	Defense	Special Teams				Offense	Defense	Special Teams	
B Albert	T	70 100%		7	30%	R Garza	C	53 100%		2	9%
J James	T	70 100%		7	30%	J Bushrod	T	53 100%		2	9%
B Hartline	WR	70 100%				M Slauson	G	53 100%		2	9%
S Satele	C	70 100%				K Long	G	53 100%		2	9%
M Pouncey	C	70 100%				J Mills	T	53 100%		2	9%
R Tannehill	QB	70 100%				M Forte	RB	53 100%			
D Colledge	G	69 99%		7	30%	J Cutler	QB	53 100%			
M Wallace	WR	58 83%				B Marshall	WR	51 96%			
C Clay	TE	55 79%				A Jeffery	WR	51 96%			
D Sims	TE	43 61%				M Bennett	TE	50 94%		2	9%
L Miller	RB	42 60%				S Holmes	WR	23 43%		2	9%
J Landry	WR	39 56%		6	26%	D Rosario	TE	14 26%		12	52%
D Thomas	RB	24 34%				J Morgan	WR	14 26%			
R Matthews	WR	14 20%		10	43%	E Britton	T	8 15%			
D Williams	RB	5 7%		14	61%	K Carey	RB	1 2%			
N Garner	T	1 1%		7	30%	R Mundy	SS		70 100%	13	57%
J Jenkins	LB		53 100%	2	9%	T Jennings	CB		70 100%	6	26%
R Jones	FS		53 100%			B Vereen	FS		66 94%	17	74%
L Delmas	FS		53 100%			K Greene	LB		59 84%	16	70%
C Finnegan	CB		53 100%			W Young	DE		54 77%	6	26%
J Odrick	DT		50 94%	2	9%	L Houston	DE		51 73%	7	30%
C Wake	DE		48 91%			J Ratliff	DT		47 67%	10	43%
O Vernon	DE		47 89%	2	9%	J Allen	DE		45 64%	7	30%
B Grimes	CB		45 85%	1	4%	S Paea	NT		45 64%	3	13%
K Misi	LB		38 72%			D Hurst	CB		37 53%	12	52%
M Thomas	FS		26 49%	16	70%	D Sharpton	LB		37 53%	11	48%
R Starks	DT		25 47%	2	9%	K Fuller	CB		36 51%	5	22%
D Shelby	DE		22 42%	9	39%	S McManis	CB		34 49%	15	65%
E Mitchell	DT		18 34%	9	39%	S McClellin	LB		33 47%	3	13%
J Taylor	CB		18 34%	8	35%	D Williams	LB		33 47%		
P Wheeler	LB		11 21%			W Sutton	DT		23 33%		
J Trusnik	LB		10 19%	23	100%	E Ferguson	NT		19 27%	1	4%
C McCain	LB		8 15%	6	26%	C Jones	LB		11 16%	14	61%
T Fede	DE		5 9%	8	35%	T Williams	CB			14	61%
J Freeny	LB			16	70%	D McCray	FS			12	52%
J Tripp	LB			14	61%	C Washington	DE			11	48%
C Sturgis	K			13	57%	S Perry	RB			11	48%
W Aikens	SS			12	52%	D Lattimore	LB			10	43%
W Davis	CB			11	48%	C Williams	WR			6	26%
L Rose	DB			10	43%	J Cain	LS			5	22%
B Fields	P			9	39%	R Gould	K			5	22%
J Denney	LS			9	39%	P O'Donnell	P			5	22%
D Thomas	G			8	35%	A Louis-Jean	CB			2	9%
K Sheppard	LB			5	22%						