

NEW ENGLAND PATRIOTS

PRESS RELEASE



REGULAR SEASON WEEK 7

NEW ENGLAND PATRIOTS vs. NEW YORK JETS

JETS

MEDIA SCHEDULE

TUESDAY, OCTOBER 14

8:30 a.m. Media Check-In (Ticket Office)
9:00-9:15 a.m. Bill Belichick Conference Call
10:00 a.m. Tom Brady Media Availability (Media Workroom)
10:45 a.m. Jets Head Coach Rex Ryan Conference Call
11:45 a.m. Media Access at Practice
Approx. 2:00-2:45 p.m. Patriots Media Availability (Open Locker Room)

WEDNESDAY, OCTOBER 15

Team Walkthrough - No media Availability

THURSDAY, OCTOBER 16

8:26 p.m. Patriots vs. Jets

FRIDAY, OCTOBER 17

TBD Bill Belichick Conference Call

HOME WIN STREAK AT 11

The Patriots have won 11 consecutive home games, the longest current home winning streak in the NFL. The Patriots have not lost a regular-season home game since December 16, 2012, when San Francisco left Foxborough with a 41-34 win.

MOST CONSECUTIVE HOME VICTORIES (CURRENT STREAKS)

New England	11
New Orleans	10
Philadelphia	8
San Diego	6

2014 PATRIOTS SCHEDULE

REGULAR SEASON (4-2)

Sun., Sept. 7	at Miami	L	20-33
Sun., Sept. 14	at Minnesota	W	30-7
Sun., Sept. 21	Oakland	W	16-9
Mon., Sept. 29	at Kansas City	L	14-41
Sun., Oct. 5	Cincinnati	W	43-17
Sun., Oct. 12	at Buffalo	W	37-22
Thurs., Oct. 16	N.Y. Jets	8:25 p.m. CBS/NFLN	
Sun., Oct. 26	Chicago	1:00 p.m. FOX*	
Sun., Nov. 2	Denver	4:25 p.m. CBS*	
Sun., Nov. 9	BYE WEEK		
Sun., Nov. 16	at Indianapolis	8:30 p.m. NBC*	
Sun., Nov. 23	Detroit	1:00 p.m. FOX*	
Sun., Nov. 30	at Green Bay	4:25 p.m. CBS*	
Sun., Dec. 7	at San Diego	8:30 p.m. NBC*	
Sun., Dec. 14	Miami	1:00 p.m. CBS*	
Sun., Dec. 21	at N.Y. Jets	1:00 p.m. CBS*	
Sun., Dec. 28	Buffalo	1:00 p.m. CBS*	

*Game time and network subject to possible flexible scheduling adjustment.

2014 AFC EAST STANDINGS

TEAM	W	L	T	PCT.	PF	PA
NEW ENGLAND	4	2	0	.667	160	129
Buffalo Bills	3	3	0	.500	118	126
Miami Dolphins	2	3	0	.400	120	124
New York Jets	1	5	0	.167	96	158

GAME SUMMARY

NEW ENGLAND PATRIOTS (4-2) vs. NEW YORK JETS (1-5)

Thursday, Oct. 16, 2014 • Gillette Stadium (68,756) • 8:30 p.m. ET

The New England Patriots will face the New York Jets this Thursday for their second game against a division opponent in a five-day span. Last Sunday, the Patriots claimed first place in the AFC East with a 37-22 win against the Buffalo Bills at Ralph Wilson Stadium.

The Patriots will face the Jets in a Thursday game for the third straight season. On Nov. 22, 2012, the Patriots beat the Jets, 49-19, on Thanksgiving night and last season, the Patriots beat the Jets, 13-10, at Gillette Stadium on Sept. 12.

The Patriots own a 64-18 (.780) record in regular-season AFC East games since the beginning of the 2001 season, the best intra-division record of any team in the NFL during that time frame.

The Patriots enter this week with 32 straight wins at home against AFC opponents, the longest streak in NFL history (following the merger in 1970). The Miami Dolphins have the second longest streak with 21 straight home conference wins (1971-1974). The Patriots have last loss at home against an AFC opponent was a 33-10 loss vs. Pittsburgh on Nov. 30, 2008. Tom Brady has won 40 straight home regular-season games against the AFC.

BROADCAST INFORMATION

TELEVISION: This week's game will be broadcast by **CBS** and can be seen locally on **WBZ-TV Channel 4** in Boston. **Jim Nantz** will handle play-by-play duties with **Phil Simms** as the color analyst. **Tracy Wolfson** will work from the sidelines. The game will be produced by **Lance Barrow** and directed by **Mike Arnold**.

NATIONAL RADIO: This week's game will be broadcast to a national audience by **Westwood One Sports**. **Ian Eagle** and **Boomer Esiason** will call the game with **Laura Okmin** as the sideline reporter.

LOCAL RADIO: 98.5 FM, The Sports Hub, is the flagship station for the **Patriots Radio Network**. Play-by-play broadcaster **Bob Socci** will call the action along with former Patriots quarterback **Scott Zolak**, who will provide color analysis.

TY LAW NIGHT

New England Patriots 2014 Hall of Fame inductee Ty Law will be honored at halftime of this Thursday night's game vs. the New York Jets. Law was voted by the fans as the 22nd player to enter the Patriots Hall of Fame. An induction ceremony was held on the NRG Plaza outside The Hall at Patriot Place presented by Raytheon on Friday, Aug. 1.

Law joins Tedy Bruschi (2013), Troy Brown (2012) and Drew Bledsoe (2011) as the only players to be selected by the fans into the Patriots Hall of Fame in their first year of eligibility. He was credited by Patriots Chairman and CEO as one of the key building blocks to the team's three Super Bowl Championships. Law spent 10 seasons with the Patriots (1995-2004) after joining the team as a first-round (23rd overall) draft pick out of Michigan in 1995. In addition to three Super Bowl Championships, Law was selected to four Pro Bowls and was a two-time All-Pro during his tenure with the Patriots.

WEEK 7 HIGHLIGHTS

PAGE 5: A career snapshot of Patriots Hall of Famer Ty Law

PAGE 12: The Patriots are streaking at home vs. AFC East opponents.

PAGE 13: New England is tied for tops in the NFL in turnover differential.

MEDIA CONTACTS

PATRIOTS MEDIA RELATIONS OFFICE: 508-384-4203

Stacey James, Vice President of Media Relations, staceyj@patriots.com, 508-326-6868

Aaron Salkin, Director of Media Relations, aarons@patriots.com, 508-326-6870

Christy Berkery, Social Media Manager, christyb@patriots.com, 508-549-0518

Michael Jurovaty, Asst. Director of Media Relations, mjurovaty@patriots.com, 508-326-6187

Cecily Faenza, Media Relations Coordinator, cecilyf@patriots.com, 774-254-7917

Jeremie Smith, Corporate Communications Coord., jeremies@patriots.com, 508-549-0492

GILLETTE STADIUM • ONE PATRIOT PLACE • FOXBOROUGH, MA 02035

TEL: 508-384-9105 • FAX: 508-543-9053

PATRIOTS.COM • HTTP://MEDIA.PATRIOTS.COM





ROBERT KRAFT

News & Notes

Since Robert Kraft purchased the team in 1994, the Patriots have experienced one of the most dramatic turnarounds in the history of sports. Now in his 21st season of ownership, Kraft has transformed one of the league's least successful clubs into what observers view as a model NFL franchise. In the five seasons immediately preceding his purchase (1989-93), the Patriots were a moribund team, winning just 19 of 80 games (.238 pct.) and logging the worst record in the NFL over that span. When he bought the franchise on Jan. 21, 1994,



Kraft announced his intention to bring a championship to New England, a tall order considering the team's previous success rate. But under Kraft's leadership, the Patriots have won more division titles (13), conference crowns (6) and Super Bowl championships (3) than any other NFL team. The Patriots have made six Super Bowl appearances since Kraft purchased the team, a period during which no other team has earned more than four berths. In Kraft's 20 seasons, the Patriots have qualified for the playoffs 15 times, more than doubling the franchise's accomplishments during its first 34 seasons.

	Pre-Kraft 1960-93	1989-93	Kraft Era 1994-13
Overall Record	225-276-9	19-61	242-117
Winning Pct.	.450	.238	.674
Super Bowl Titles	0	0	3
Conference Titles	1	0	6
Division Titles	3	0	13
Playoff Seasons	6	0	15
Playoff Record	4-6	-	21-12
Home Playoff Games	1	0	18
Home Playoff Record	0-1	-	15-3

A CHAMPIONSHIP TRADITION

MULTIPLE LEAGUE CHAMPIONSHIPS SINCE 2001

TEAM	LEAGUE	TITLES
Los Angeles Lakers	NBA	4
San Antonio Spurs	NBA	4
Los Angeles Galaxy	MLS	4
New England Patriots	NFL	3
Boston Red Sox	MLB	3

HIGHEST WINNING PERCENTAGE IN MAJOR PROFESSIONAL SPORTS SINCE 1994 (Regular Season)

TEAM	LEAGUE	PCT
San Antonio Spurs	NBA	.686
New England Patriots	NFL	.678
Detroit Red Wings	NHL	.660
Green Bay Packers	NFL	.640
Los Angeles Lakers	NBA	.632
Pittsburgh Steelers	NFL	.624

220 GAME SELLOUT STREAK

In the early 1990's, the Patriots seemed destined for relocation until Robert Kraft's purchase of the team rejuvenated local interest. In 1991, the season ticket base was just 17,635, barely enough to support the club. Now, the season tickets are capped and more than 50,000 fans are on a season ticket waiting list. The Patriots have sold out 220 consecutive home games, including playoff and preseason games (dating back to the 1994 season opener).

SINCE ROBERT KRAFT PURCHASED THE TEAM IN 1994

TOTAL VICTORIES SINCE 1994 (Regular Season)

New England Patriots	221
Green Bay Packers	208
Pittsburgh Steelers	203
Indianapolis Colts	198

TOTAL VICTORIES SINCE 1994 (Incl. Postseason)

New England Patriots	242
Green Bay Packers	224
Pittsburgh Steelers	220
Indianapolis Colts	210
Denver Broncos	206
Philadelphia Eagles	192

WINNING PERCENTAGE SINCE 1994 (Incl. Postseason)

TEAM	W	L	T	PCT.
New England Patriots	242	117	0	.674
Green Bay Packers	224	130	1	.632
Pittsburgh Steelers	220	131	1	.626
Denver Broncos	206	138	0	.599
Indianapolis Colts	210	142	0	.597
Philadelphia Eagles	192	154	2	.555
N.Y. Giants	180	160	1	.529

SUPER BOWL CHAMPIONSHIPS SINCE 1994

New England Patriots	3
Baltimore Ravens	2
Green Bay Packers	2
Pittsburgh Steelers	2
Denver Broncos	2
N.Y. Giants	2

CONFERENCE CHAMPIONSHIPS SINCE 1994

New England Patriots	6
Pittsburgh Steelers	4
Denver Broncos	3
Green Bay Packers	3
N.Y. Giants	3

DIVISION CHAMPIONSHIPS SINCE 1994

New England Patriots	13
Pittsburgh Steelers	10
Green Bay Packers	10
Indianapolis Colts	9

PLAYOFF VICTORIES SINCE 1994

New England Patriots	21
Pittsburgh Steelers	17
Green Bay Packers	16
Baltimore Ravens	14
Indianapolis Colts	12
San Francisco 49ers	12

PLAYOFF GAMES PLAYED SINCE 1994

New England Patriots	33
Green Bay Packers	29
Pittsburgh Steelers	27
Indianapolis Colts	26
Philadelphia Eagles	23
Baltimore Ravens	21
San Francisco 49ers	21

PLAYOFF SEASONS SINCE 1994

New England Patriots	15
Indianapolis Colts	15
Green Bay Packers	15
Pittsburgh Steelers	12
Philadelphia Eagles	12

PLAYOFF WINNING PERCENTAGE SINCE 1994

TEAM	W	L	PCT.
Baltimore Ravens	14	7	.667
New England Patriots	21	12	.636
Pittsburgh Steelers	17	10	.630
N.Y. Giants	10	6	.625
Arizona Cardinals	5	3	.625
Denver Broncos	11	8	.579
San Francisco 49ers	12	9	.571

KRAFT PRODUCES MORE WINS THAN EVERY OTHER PATRIOTS OWNER COMBINED

The Patriots have 242 wins overall under Robert Kraft. He has produced more victories than every other Patriots owner combined. Under Kraft, the Patriots are 242-117 overall since he purchased the team in 1994. Kraft's predecessors in the owner's office went 225-276-9 in the 34 years prior to his purchase of the team.



ROBERT KRAFT

21 Years of Ownership

OWNERSHIP

ESTABLISHING A WINNING TRADITION

Kraft's winning percentage with the Patriots (.674) since taking over the team in 1994 is the highest among all owners/ownership groups with at least 200 wins (regular and postseason). He is just one of four owners with at least 200 wins and a winning percentage over .600.

OWNER	TEAM	YEARS	WINNING PCT.
Robert Kraft	Patriots	1994-present	.673
Eddie DeBartalo, Jr.	49ers	1977-1999	.636
Clint Murchison, Jr.	Cowboys	1960-1983	.634
Joe Robbie	Dolphins	1966-1989	.609

ALL-TIME POSTSEASON WINS BY AN OWNER

Robert Kraft has 21 career postseason wins, tied for the fifth-most in NFL history.

WINS	OWNERSHIP
33	The Rooney Family, Pittsburgh (1933-present)
30	Green Bay Packers (1919-present)
24	the Mara Family, N.Y. Giants (1925-present)
22	Eddie DeBartalo, Jr., San Francisco (1977-1999)
21	Robert Kraft, New England (1994-present)
21	Al Davis, Oakland/Los Angeles (1972-2011)

QB STABILITY

Since 1994, the Patriots have had 15 quarterbacks on their active roster. Of this group, only four quarterbacks have started a regular-season or post-season game for the club, the fewest total of any team in the NFL. Only Drew Bledsoe and Tom Brady - have started on Opening Weekend for New England.

TEAM	STARTING QBs SINCE 1994	OPENING DAY QBs SINCE 1994
New England	4	2
Green Bay	5	2
Houston**	9	3
N.Y. Giants	8	6
Pittsburgh	10	6
Indianapolis	11	4
San Diego	12	6
Cincinnati	12	8
New Orleans	13	7
Carolina	15	9
Kansas City	15	5
Seattle	15	6
Tennessee	15	7
Buffalo	16	9
Jacksonville	16	5
San Francisco	16	6
Philadelphia	16	8
Baltimore*	16	8
Tampa Bay	17	10
Denver	17	7
N.Y. Jets	17	8
Dallas	18	5
Detroit	18	5
Atlanta	18	6
Minnesota	19	9
Miami	20	9
St. Louis	21	6
Washington	21	13
Chicago	22	9
Arizona	23	11
Cleveland	23	12
Oakland	24	11

* Since 1996
** Since 2002

A MODEL OF CONSISTENCY

With Belichick in his 15th season as head coach, the Patriots have had just three head coaches since 1994, the fewest number by far of any AFC East team.

AFC EAST TEAM	HEAD COACHES SINCE 1994
New England	3
Buffalo	7
N.Y. Jets	7
Miami	9

COACHING CONSISTENCY

Since Kraft took ownership of the team in 1994, the Patriots have had just three head coaches - Bill Parcells (1994-1996), Pete Carroll (1997-1999) and current head coach Bill Belichick (2000-present). The only team with fewer head coaches since 1994 is the Pittsburgh Steelers, who have had two - Bill Cowher (199-2006) and Mike Tomlin (2007-present).

TEAM	HEAD COACHES SINCE 1994
Pittsburgh	2
New England	3
Baltimore Ravens*	3
Houston Texans**	3
N.Y. Giants	3

* Since 1996
** Since 2002

In fact, there have been a total of 187 head coaches in the NFL since 1994, an average of 5.8 coaches per team, which is about double New England's three:

Total Head Coaches	NFL Average	Patriots
187	5.8	3

SECOND-FASTEST TO 200 WINS

Robert Kraft reached 200 career wins on Oct. 2, 2011, in the Patriots 31-19 win at Oakland. Kraft currently has 240 wins.

OWNER	TEAM	GAMES TO 200 WINS
Halas Family	Chicago	295
Robert Kraft	New England	302
Green Bay Packers, Inc.	Green Bay	302

COVER BOYS



Kraft's success as an owner has brought the Patriots a great increase in national recognition. Prior to Kraft's ownership, the Patriots had been featured on the cover of just four issues of *Sports Illustrated* (1966, 1977, 1981 and 1986). Since 1994, New England has graced the cover a total of 28 times, including 17 that feature Tom Brady alone.



PATRIOTS

Home Dominance



Since the Patriots opened Gillette Stadium in 2002, they have celebrated more regular and postseason wins than any other team in the NFL. The Patriots have the highest point differential at home, rank first in points scored and third in points allowed at Gillette Stadium.

REGULAR SEASON HOME RECORD SINCE 2002

RANK	TEAM	W	L	T	PCT.
1	New England	83	15	0	0.847
2	Baltimore	75	24	0	0.758
3	Indianapolis	74	25	0	0.747
4	Pittsburgh	69	28	1	0.709
5	Green Bay	68	29	1	0.699

HOME PLAYOFF RECORD SINCE 2002 (MIN. 5 GAMES)

RANK	TEAM	W	L	PCT.
1	Seattle	7	1	0.875
2	New England	11	3	0.786
3	Pittsburgh	6	2	0.750
4	Indianapolis	7	3	0.700
5	Philadelphia	5	4	0.556

HOME RECORD SINCE 2002 (INCLUDING PLAYOFFS)

RANK	TEAM	W	L	T	PCT.
1	New England	94	18	0	0.839
2	Baltimore	77	26	0	0.748
3	Indianapolis	81	28	0	0.743
4	Pittsburgh	76	29	1	0.722
5	Seattle	75	32	0	0.701

HOME RECORD AFTER HALLOWEEN SINCE 2002 (INCLUDING PLAYOFFS)

RANK	TEAM	W	L	T	PCT.
1	New England	54	12	0	0.818
2	Indianapolis	51	18	0	0.739
3	Baltimore	44	17	0	0.721
4	Green Bay	42	18	0	0.697
5	San Diego	39	23	0	0.629

HOME RECORD VS. NFC SINCE 2002

RANK	TEAM	W	L	T	PCT.
1	Baltimore	21	4	0	0.840
2	New England	20	4	0	0.833
3	Pittsburgh	20	4	1	0.800
4	Indianapolis	17	8	0	0.680
5	Jacksonville	15	10	0	0.600

HOME RECORD VS. DIVISIONAL OPPONENTS SINCE 2002

RANK	TEAM	W	L	T	PCT.
1	New England	31	5	0	0.861
2	Indianapolis	31	6	0	0.838
3	Green Bay	28	8	0	0.778
4	Seattle	27	9	0	0.750
5	Pittsburgh	27	10	0	0.730

POINT DIFFERENTIAL AT HOME SINCE 2002

RANK	TEAM	POINT DIFFERENTIAL
1	New England	1038
2	Baltimore	829
3	Green Bay	810
4	San Diego	703
5	Seattle	692

POINTS ALLOWED PER GAME AT HOME SINCE 2002

RANK	TEAM	POINTS ALLOWED
1	Baltimore	16.2
2	Pittsburgh	17.2
3	New England	17.3
4	Seattle	18.0
5	Green Bay	18.9

POINTS SCORED PER GAME AT HOME SINCE 2002

RANK	TEAM	POINTS SCORED
1	New England	27.9
2	Green Bay	27.2
3	San Diego	27.0
4	New Orleans	26.9
5	Indianapolis	25.9



TY LAW

2014 PATRIOTS HALL OF FAME INDUCTEE

2014 Patriots Hall of Fame inductee Ty Law will be honored at halftime of Thursday night's game.

WHAT THEY SAID

"He's the best cornerback I ever played with."

★ Patriots Hall of Famer Tedy Bruschi

"Ty is one of the best that I've ever played against. He had a great unique playing style, and he's a guy who really made quarterbacks pay."

★ Patriots Quarterback Tom Brady

"He was aggressive, but he was calculated. When he pulled the trigger, he could pull it and make a lot of big plays. He had excellent ball skills and anticipation but was a physical, tough player at that position which you don't always see."

★ Patriots Head Coach Bill Belichick

"Ty Law was one of the greatest players in franchise history and one of the premier corners in the NFL during his Patriots career."

★ Patriots Chairman/CEO Robert Kraft

"Physicality, big plays, clutch, big money performance, of course interceptions and had a little bit of flair to him. He didn't just do it; he did it with a little pizzazz."

★ ESPN.com Patriots Reporter Mike Reiss




PICKED OFF

Ty Law finished his career with 59 interceptions (regular and postseason) against 37 different quarterbacks. Nine of his interceptions came off Peyton Manning, the most by any NFL player and almost double the second player on the list Terrell Buckley who has five.

INTs Quarterbacks

- 9 Peyton Manning
- 5 Kelly Holcomb
- 2 **Troy Aikman**, Drew Bledsoe, Quincy Carter, Chris Chandler, Jay Fiedler, Trent Green, Brian Griese, Philip Rivers, Alex Van Pelt
- 1 Tom Brady, Dave Brown, Matt Cassel, Jake Delhomme, Boomer Esiason, Jim Everett, Glenn Foley, David Garrard, Matt Hasselbeck, Billy Joe Hobert, Damon Huard, **Jim Kelly**, Matt Leinart, **Dan Marino**, Rick Mirer, Chad Pennington, Jake Plummer, Alex Smith, Kordell Stewart, Marques Tuiasosopo, Michael Vick, Kurt Warner, Chris Weinke, Danny Wuerffel, **Steve Young**

* Bold indicates Hall of Fam



TO THE HOUSE

Interceptions returned for touchdowns as a Patriot

DATE	OPPONENT	LENGTH	QUARTERBACK
10/06/03	Tennessee	65 yards	Steve McNair
02/03/01	St. Louis*	47 yards	Kurt Warner
01/06/01	Carolina	46 yards	Chris Weinke
09/30/01	Indianapolis	23 yards	Peyton Manning
10/17/99	Miami	27 yards	Damon Huard
09/13/98	Indianapolis	59 yards	Peyton Manning
12/08/96	N.Y. Jets	38 yards	Glenn Foley

*-Super Bowl XXXVI



PATRIOTS

vs. Jets

SERIES HISTORY



The Patriots and Jets will meet for the 111th time, including three postseason games, since the series between the AFC East rivals began in 1960. This week's game will be the first meeting between the two teams in 2014. The Patriots will travel to face the Jets at MetLife Stadium on Dec. 21.

Last season the teams split the annual series with the Patriots beating the Jets, 13-10, in a Thursday Night game at Gillette Stadium on Sept. 12 and the Jets taking a 30-27 overtime win in the rematch at MetLife Stadium on Oct. 20.

The Patriots lead the series, 56-53-1 overall.

The Patriots are 30-25-1 all-time against the Jets at home, including 1-1 at home in the postseason.

The teams have played in the postseason three times, a 1985 Wild Card game, a 2006 Wild Card game and an AFC Divisional game in 2010. New England beat the Jets, 26-14, in 1985 at the Meadowlands on their way to Super Bowl XX. In 2006, the Patriots defeated the Jets, 37-16, at Gillette Stadium. The Jets defeated the Patriots, 28-21, in the 2010 playoff game.

New England is 27-15 against the Jets since Robert Kraft purchased the team in 1994.

New England's 56 overall victories over the Jets (including two playoff wins) are the second most over any single opponent, trailing only Buffalo with 67 all-time wins.

SERIES BREAKDOWN

NEW ENGLAND 56, NEW YORK 53, 1 TIE

Home Record **30-25-1 (incl. 1-1 in playoffs)**

Record in Foxborough..... 26-19

Gillette Stadium..... 10-4

Foxboro Stadium..... 16-15

Record in Boston..... 4-5-1

Record in Birmingham, Alabama..... 0-1

Away Record **26-28 (incl. 1-0 in playoffs)**

MetLife Stadium..... 2-2

Giants Stadium..... 17-10 (incl. 1-0 playoffs)

Shea Stadium..... 5-14

Polo Grounds..... 2-2

Seasonal Sweeps..... Patriots 15 (most recent '12), Jets 14 ('00)

Bill Belichick vs. N.Y. Jets..... 21-11 (20-10 with New England)

TALE OF THE TAPE

2014 Regular Season	New England	N.Y. Jets
Record	4-2	1-5
Divisional Standings	1st	4th
Total Yards Gained	2,095	1,820
Total Offense (Rank)	349.2(17)	303.3 (30)
Rush Offense	110.0 (18)	121.1 (12)
Pass Offense	239.2 (15)	182.2 (32)
Points Per Game	26.7 (11)	16.0 (30)
Total Yards Allowed	1917	1,963
Total Defense (Rank)	319.5 (5)	327.2 (6)
Rush Defense	111.0 (14)	92.2 (8)
Pass Defense	208.5 (4)	235.0 (15)
Points Allowed/Game	21.5 (11)	26.3 (25)
Possession Avg.	30:55	28:18
Sacks Allowed/Yards Lost	13/79	15/93
Sacks Made/Yards	15/99	19/130
Total Touchdowns Scored	16	10
Penalties Against/Yards	54/526	44/400
Punts/Avg.	29/44.6	34/48.1
Turnover Differential	+9 (1t)	-9 (31t)

BRADY VS. N.Y. JETS

Tom Brady owns a 18-5 record against the Jets as a starting quarterback in regular-season games.

TOM BRADY VS. N.Y. JETS (18-5 as a starter)

Date	ATT	CMP	YDS	%	TD	INT	RT	W/L	SCORE
09/23/01	10	5	46	.500	0	0	62.9	Did Not Start	
12/02/01	28	20	213	.714	0	0	93.3	W	17-16
09/15/02	35	25	269	.714	2	1	100.8	W	44-7
12/22/02	37	19	133	.514	1	1	57.6	L	17-30
09/21/03	25	15	181	.600	0	0	82.3	W	23-16
12/20/03	25	15	138	.600	2	0	101.8	W	21-16
10/24/04	29	20	230	.690	1	0	104.1	W	13-7
12/26/04	32	21	264	.656	2	0	112.0	W	23-7
12/04/05	37	27	271	.730	0	0	93.4	W	16-3
12/26/05	29	18	185	.621	2	1	89.0	W	31-21
09/17/06	29	15	220	.517	1	1	73.9	W	24-17
11/12/06	36	24	253	.667	1	1	84.6	L	14-17
09/09/07	28	22	297	.786	3	0	146.6	W	38-14
12/16/07	27	14	140	.519	0	1	51.5	W	20-10
09/20/09	47	23	216	.489	0	1	53.1	L	9-16
11/22/09	41	28	310	.683	1	0	98.6	W	31-14
09/19/10	36	20	248	.556	2	2	72.5	L	14-28
12/06/10	29	21	326	.724	4	0	148.9	W	45-3
10/09/11	33	24	321	.727	1	1	100.7	W	30-21
11/13/11	39	26	329	.667	3	0	119.4	W	37-16
10/21/12	42	26	259	.635	2	0	95.2	W	29-26 (ot)
11/22/12	27	18	323	.667	3	0	144.5	W	49-19
09/12/13	39	19	185	.487	1	0	71.0	W	13-10
10/20/13	46	22	228	.478	0	1	53.5	L	27-30 (ot)
Totals	786	487	5585	.620	32	11	91.1		18-5

TOM BRADY VS. JETS (1-1 as a starter)

POSTSEASON

Date	A	C	Yd	%	TD	I Rating	W/L	Score	
01/07/07	34	22	212	.647	2	0	101.6	W	37-16
01/16/11	45	29	299	.644	2	1	89.0	L	21-28
Totals	79	51	511	.646	4	1	94.4		1-1



PATRIOTS

vs. Jets

RECENT PATRIOTS-JETS GAMES

The Patriots and Jets have played 28 times since 2001, with New England holding a 20-8 advantage in those games.

PATRIOTS-JETS SERIES SINCE 2001

PATRIOTS 20, JETS 8

Date	Result	Score	H/A	Stadium
09/23/01	L	3-10	H	Foxboro Stadium
12/02/01	W	17-16	A	Giants Stadium
09/15/02	W	44-7	A	Giants Stadium
12/22/02	L	17-30	H	Gillette Stadium
09/21/03	W	23-16	H	Gillette Stadium
12/20/03	W	21-16	A	Giants Stadium
10/24/04	W	13-7	H	Gillette Stadium
12/26/04	W	23-7	A	Giants Stadium
12/04/05	W	16-3	H	Gillette Stadium
12/26/05	W	31-21	A	Giants Stadium
09/17/06	W	24-17	A	Giants Stadium
11/12/06	L	14-17	H	Gillette Stadium
01/07/07*	W	37-16	H	Gillette Stadium
09/09/07	W	38-14	A	Giants Stadium
12/16/07	W	20-10	H	Gillette Stadium
09/14/08	W	19-10	A	Giants Stadium
11/13/08	L	31-34 OT	H	Gillette Stadium
09/20/09	L	9-16	A	Giants Stadium
11/22/09	W	31-14	H	Gillette Stadium
09/19/10	L	14-28	A	Meadowlands Stadium
12/06/10	W	45-3	H	Gillette Stadium
01/16/11*	L	21-28	H	Gillette Stadium
10/09/11	W	30-21	H	Gillette Stadium
11/13/11	W	37-1	A	MetLife Stadium
10/21/12	W	29-26 (ot)	H	Gillette Stadium
11/22/12	W	49-19	A	MetLife Stadium
09/12/13	W	13-10	W	Gillette Stadium
10/20/13	L	27-30 (OT)	A	MetLife Stadium

*-Playoffs

PATRIOTS ON THURSDAY

The Patriots will be playing on Thursday for the 13th time in team history overall and against the New York Jets in a Thursday game for the fifth time overall, including the third straight season.

The two teams in a Thanksgiving Night game in 2012 with the Patriots taking a 49-19 win at MetLife Stadium on Nov. 22, 2012. Last season, the Patriots and Jets met at Gillette Stadium on Thursday Night with the Patriots winning, 13-10.

This week's game will be the third time the Patriots and Jets will play on Thursday at Gillette Stadium. In addition to the 2013 meeting, the Patriots and Jets played on Thursday at Gillette Stadium in 2008 with the Jets winning 34-31 in overtime.

Five of the Patriots Thursday games were played on Thanksgiving (1984, 2000, 2002, 2010 and 2012).

PATRIOTS ON THURSDAY (7-5)

Date	Opponent	Score
11/29/1979	at Miami	24-39 (L)
11/22/1984	Dallas	17-20 (L)
09/11/1986	at NY Jets	20-6 (W)
10/18/1990	at Miami	10-17 (L)
11/23/2000	Detroit	9-34 (L)
11/28/2002	Detroit	20-12 (W)
09/09/2004	Indianapolis	27-24 (W)
09/08/2005	Oakland	30-20 (W)
11/13/2008	NY Jets	31-34 ot (L)
11/25/2010	Detroit	45-24 (W)
11/22/2012	NY Jets	49-19 (W)
09/12/2013	NY Jets	13-10 (W)

BILL BELICHICK ON THURSDAY

Patriots Head Coach Bill Belichick will coach in his tenth game on a Thursday, including his ninth with the Patriots. Belichick is 7-2 all-time when coaching on Thursday, including 3-1 on Thursday Thanksgiving games and 6-2 as head coach of the Patriots in Thursday games.

BELICHICK ON THURSDAY (7-2)

Date	Opponent	Score	Coaching Position
10/13/94	at Houston	11-8 (W)	Cleveland Head Coach
11/23/00	at Detroit	9-34 (L)	New England Head Coach
11/28/02	at Detroit	20-12 (W)	New England Head Coach
09/09/04	Indianapolis	27-24 (W)	New England Head Coach
09/08/05	Oakland	30-20 (W)	New England Head Coach
11/13/08	N.Y. Jets	31-34 (L) ot	New England Head Coach
11/25/10	at Detroit	45-24 (W)	New England Head Coach
11/22/12	at N.Y. Jets	49-19 (W)	New England Head Coach
09/12/13	N.Y. Jets	13-10 (W)	New England Head Coach

OWNING THE EAST AT HOME

The Patriots won all of their home division games in 2013 for the fifth straight season and increased their total 15 straight wins at home against AFC East opponents. The last time the Patriots lost a home game against an AFC East opponent was on Nov. 13, 2008, when the New York Jets left Gillette Stadium with a 34-31 overtime win. The Patriots are now 31-5 against the AFC East at Gillette Stadium.

THE MOST CONSECUTIVE HOME WINS AGAINST DIVISION OPPONENTS SINCE 1970:

Team	Years	Streak
Green Bay	1994-98	18
Buffalo	1988-92	17
Dallas	1991-95	16
Miami	1971-75	16
New England	2009-present	15

TY LAW NIGHT

New England Patriots 2014 Hall of Fame inductee Ty Law will be honored at halftime of this Thursday night's game vs. the New York Jets. Law was voted by the fans as the 22nd player to enter the Patriots Hall of Fame. An induction ceremony was held on the NRG Plaza outside The Hall at Patriot Place presented by Raytheon on Friday, Aug. 1.

Law joins Tedy Bruschi (2013), Troy Brown (2012) and Drew Bledsoe (2011) as the only players to be selected by the fans into the Patriots Hall of Fame in their first year of eligibility. Law was credited by Patriots Chairman and CEO as one of the key building blocks to the team's three Super Bowl Championships.

Law spent 10 seasons with the Patriots (1995-2004) after joining the team as a first-round (23rd overall) draft pick out of Michigan in 1995. Law was a three-time Super Bowl Champion, a four-time Pro Bowl player and a two-time All-Pro during his tenure with the Patriots.



PATRIOTS

vs. Jets

CONNECTIONS

NEW ENGLAND TIES

★ Jets **P Ryan Quigley** attended Boston College from 2008-11 and is the Eagles' career punting record holder with 283 attempts.

★ Jets **assistant defensive backs coach Brian Smith** was the outside linebackers coach for the University of Massachusetts in 2004 and then coached the team's wide receivers from 2005-06.

★ Jets **OL Breno Giacomini** was a three-year defensive starter at Malden (Mass.) HS, where he led the team in passes defended and earned Greater Boston League All-Star honors.

NEW YORK/NEW JERSEY TIES

★ Patriots **Chairman and Chief Executive Officer Robert Kraft** graduated from Columbia University in 1963 with a degree in history and economics and was inducted into the school's Athletics Hall of Fame in 2012.

★ Patriots **S Devin McCourty** attended Saint Joseph's HS in Montvale, N.J., where he was an all-league first-team defensive back his final two seasons. McCourty went on to play college football at Rutgers, where he started 39 of 52 games at cornerback and was an Academic All-Big East selection in 2006 and 2007.

★ Patriots **DB Logan Ryan** attended Eastern HS in Voorhees, N.J., before playing college football at Rutgers, where he started 27 of 37 games at cornerback and was a first-team All-American selection as a senior by Pro Football Weekly.

★ Patriots **TE Tim Wright** grew up in Neptune, N.J., and played high school football at Wall High School in Wall Township, N.J. He played collegiately at Rutgers University as a wide receiver from 2009-12, where he played in 25 games with five starts and recorded 50 catches for 596 yards and four touchdowns.

★ Patriots **S Duron Harmon** started 27 of 50 games at Rutgers, earning first-team All-Big East honors as a junior and senior.

★ Patriots **DL Dominique Easley** attended Curtis HS in Staten Island, N.Y., and was named Most Valuable Player at the 2010 Under Armour All-American Game.

FORMER PATRIOTS

★ Jets **LB A.J. Edds** played for the Patriots for three weeks in September 2011, and then spent training camp with the Patriots in 2013 before being released in August prior to the start of the regular season.

★ Jets **WR Greg Salas** was acquired by the Patriots from the Rams on Sept. 1, 2012, in exchange for a 2015 draft pick. He spent most of the season on the team's practice squad, but was signed to the active roster for one week on Nov. 17, 2012 before being released. Salas was claimed off waivers by the Eagles on Nov. 23, 2012.

★ Jets **TE Zach Sudfeld** was originally signed by New England as an undrafted rookie free agent in 2013. He played in three games for the Patriots before being released on Oct. 3, 2013.

★ Jets **CB Phillip Adams** appeared in six games for the Patriots during the 2011 regular season, recording seven total tackles and one interception on Monday Night Football vs. Kansas City (11/21).

FORMER JETS

★ Patriots **CB Darrelle Revis** was originally drafted by the Jets in the first round (14th overall) of the 2007 NFL Draft. He started 79 games over six seasons with the club, earning Pro Bowl honors each season from 2008-11 and Associated Press All-Pro first-team honors from 2009-11.

CONNECTIONS (CONT'D)

★ Patriots **head coach Bill Belichick** served as the assistant head coach/secondary for the Jets from 1997-99 before accepting the head coaching role for New England in 2000.

★ Patriots **offensive line coach Dave DeGuglielmo** served in the same capacity with the Jets in 2012.

★ Patriots **tight ends coach Brian Daboll** was the Jets' quarterbacks coach from 2007-08.

FORMER NFL TEAMMATES

★ Jets **WR Eric Decker** played under Patriots offensive coordinator/quarterbacks Josh McDaniels for the Denver Broncos in 2010, when McDaniels was the team's head coach.

★ Patriots **S Patrick Chung** and Jets **QB Michael Vick** played together on the Philadelphia Eagles in 2013.

★ Patriots **WR Danny Amendola**, **TE Michael Hoomanawanui** and Jets **WR Greg Salas** were offensive teammates on the St. Louis Rams in 2011 under the direction of Patriots **offensive coordinator/quarterbacks Josh McDaniels**, who was then serving in the same capacity with the Rams.

★ Patriots **CB Darrelle Revis**, **DT Chris Jones**, **TE Tim Wright** and Jets **WR Chris Owusu** all played together for the Tampa Bay Buccaneers in 2013.

★ Patriots **offensive line coach Dave DeGuglielmo** and Jets **quarterbacks coach David Lee** both served in the same capacity for the Miami Dolphins together in 2009 and 2010.

FORMER COLLEGE TEAMMATES

★ Patriots **LB Dont'a Hightower** and Jets **CB Dee Milliner** were defensive teammates at Alabama from 2010-11, where they helped the Crimson Tide shut out Louisiana State 21-0 in the 2012 BCS National Championship Game.

★ Patriots **G Josh Kline** and Jets **G Brian Winters** played together on the offensive line for Kent State from 2009-12. The two both earned All-Mid Atlantic Conference honors after anchoring the left side of the line for the Golden Flashes in 2012, with Winters playing tackle and Kline inside at guard.

★ Patriots **TE Michael Hoomanawanui** (2007-09), **DB Tavon Wilson** (2008-11) and Jets **TE Jeff Cumberland** (2006-09) were teammates at Illinois.

★ Patriots **OL Marcus Cannon** and Jets **WR Jeremy Kerley** were teammates at Texas Christian from 2007-10.

★ Patriots **LS Danny Aiken** and Jets **OL Oday Aboushi** were teammates at Virginia from 2009-10.

★ Patriots **DB Kyle Arrington** and Jets **OL Willie Colon** were teammates at Hofstra in 2004.

★ Patriots **S Don Jones** and Jets **LB Demario Davis** were defensive teammates at Arkansas State in 2009 and 2011.

★ Patriots **P Ryan Allen** and Jets **DE Ikemefuna Enemkpali** played together at Louisiana Tech from 2010-12.

★ Patriots **OL Cameron Fleming** and Jets **WR Chris Owusu** were teammates at Stanford from 2010-11.

★ Patriots **DT Sealver Siliga** and Jets **OLB Trevor Reilly** were defensive teammates at Utah in 2010.



PATRIOTS

Last Game

PATRIOTS 37, BILLS 22

October 12, 2014 ★ Ralph Wilson Stadium

	1	2	3	4	Final
New England Patriots	0	13	10	14	— 37
Buffalo Bills	0	7	7	8	— 22

In a battle for first place in the AFC East, the New England Patriots prevailed. The Patriots and the Bills met at Ralph Wilson Stadium with identical 3-2 records in a tie for first place. Tom Brady passed for 361 yards and four touchdowns to lead the Patriots to a 37-22 victory. Brady improved to 23-2 against the Bills, including wins in his last six games against Buffalo. Brady threw for over 300 yards and became the fifth NFL player with at least 60 300-yard games.

The Patriots defense helped take command of the game in the second quarter with three turnovers that were turned into 13 points for a 13-7 halftime lead. New England scored on their first four second-half drives, including two touchdown throws from Brady to WR Brandon LaFell in the fourth quarter.

After a scoreless first quarter, LB Jamie Collins recorded his first regular-season interception when he picked off Buffalo QB Kyle Orton at the New England 39-yard line. Brady moved the Patriots 61 yards in five plays before connecting with TE Tim Wright for a 1-yard touchdown and a 7-0 lead.

A 28-yard pass from Orton to TE Scott Chandler on a third-and-two helped the Bills on a 10-play, 67-yard drive that tied the game at 7-7 when Orton hit WR Robert Woods for 7-yard touchdown.

New England converted two field goals off turnovers in the final 2:15 of the first half. DE Chandler Jones forced and recovered a fumble on a 3-yard sack of Orton at the Buffalo 24-yard line. The Patriots converted that turnover into a 42-yard field goal for a 10-7 lead. DB Devin McCourty forced a fumble on a hit to RB C.J. Spiller that was recovered by DL Zach Moore at the Buffalo 42-yard line with 14 seconds to play in the first half. That turnover led to a 53-yard field goal by K Stephen Gostkowski for a 13-7 halftime lead.

Following halftime, the Patriots scored on their two third-quarter drives, sandwiched around a touchdown drive by Buffalo for a 23-14 lead heading into the final quarter. The Patriots took the second half kickoff and drove into Buffalo territory before Brady connected with WR Brian Tyms for a 43-yard touchdown and a 20-7 lead.

Buffalo answered with an 80-yard drive that ended with a 1-yard touchdown run by RB Fred Jackson to close the gap to 20-14. The Patriots scored on a 40-yard field goal by Gostkowski on the ensuing drive for a 23-14 lead.

The fourth quarter was similar to the third with the Patriots scoring on two touchdown drives sandwiched between a touchdown drive by Buffalo. The first of Brady's two fourth quarter touchdown passes to LaFell came on the first drive of the fourth quarter when Brady culminated an 80-yard drive with an 18-yard touchdown pass to LaFell for a 30-14 lead. On that drive, Brady converted on a third-and-one at the Buffalo 33-yard line.

After Buffalo scored on their next drive and added a two-point conversion to make it a one score game at 30-22, Brady connected with LaFell for a 56-yard touchdown pass with three minutes to play to make it 37-22.

DE Rob Ninkovich added a career-high three sacks against Orton.



OCTOBER FEST

The Patriots are an NFL-best 39-9 (.813) during the month of October since 2003, including 23-1 (.958) at home during that stretch. The only home loss in October since 2003 was a 41-17 victory by San Diego (10/2/05).

MOST WINS OCTOBER SINCE 2003

Team	Wins	Losses	Pct.
New England	39	9	.813
N.Y. Giants	34	12	.739
Indianapolis	29	13	.690
Green Bay	29	15	.659
Pittsburgh	29	16	.644

BEST OCTOBER HOME RECORD SINCE 2003

Team	Wins	Losses	Pct.
New England	23	1	.958
Indianapolis	14	3	.823
Pittsburgh	16	5	.762
N.Y. Giants	18	6	.750

TAKING CARE OF BALL PAYS OFF

The teams with the most games with no interceptions since 2002:

TEAM	GAMES WITH 0 INTS	W-L-T	WIN PCT.
New England	103	92-11-0	.893
Jacksonville	93	56-37-0	.602
Philadelphia	89	64-25-0	.719
Indianapolis	88	74-14-0	.841
Kansas City	88	53-35-0	.602
San Diego	86	67-19-0	.780
*San Francisco	85	66-18-1	.782
Baltimore	84	71-13-0	.845
Tennessee	83	62-21-0	.747
Denver	82	64-18-0	.780

*Not including Monday Night game

DIVISIONAL DOMINANCE

The New England Patriots own a 64-18 (.780) record in regular-season AFC East games since the beginning of the 2001 season, compiling the best intra-division record of any team in the NFL.



PATRIOTS

Last Game

INDIVIDUAL NOTES

BRADY NOW 23-2 VS. BUFFALO

Tom Brady improved 23-2 record against the Buffalo Bills, including a six-game winning streak. He has more wins against Buffalo than any other NFL team. The New York Jets are second with 18 wins. Brady's 23 wins against Buffalo are tied for the second most wins by a quarterback against an opponent.

MOST WINS BY A STARTING QUARTERBACK AGAINST AN OPPONENT

Player	Wins
Brett Favre	26 wins against Detroit
Tom Brady	23 wins against Buffalo
Brett Favre	23 wins against Chicago
Dan Marino	22 wins against Indianapolis

BRADY IMPROVES TO 19-1 WITH 4 TDS

Tom Brady threw four touchdowns in the win at Buffalo and is now 19-1 when he throws four or more touchdowns in a game for his career. Brady has thrown exactly four touchdowns in a game 16 times overall. The last time he threw four touchdowns in a game was vs. Pittsburgh on Sept. 25, 2013.

60TH GAME OVER 300 YARDS

Tom Brady became the fifth NFL player with at least 60 300-yard games after finishing with 361 passing yards against Buffalo. It was Brady's eighth 300-yard game against Buffalo. He has more 300-yard games against Buffalo than any other team. Second on the list is six against Miami. The Patriots are 49-11 when Brady throws for 300 or more yards.

NFL QUARTERBACK 300-YARD GAMES (*ACTIVE)

Player	300-Yard Games
Peyton Manning*	86
Drew Brees*	81
Dan Marino	63
Brett Favre	62
Tom Brady*	60
Kurt Warner	52
Dan Fouts	51
Warren Moon	49
Tony Romo*	45

COLLINS RECORDS FIRST PICK

LB Jamie Collins intercepted a Kyle Orton pass in the second quarter, marking his first regular-season NFL interception. He registered his first NFL interception in the AFC Divisional Playoff vs. Indianapolis on Jan. 11, 2014.

WRIGHT SCORES AGAIN

TE Tim Wright scored on a 1-yard touchdown from Tom Brady in the second quarter for his second straight game with a touchdown. Against the Bengals, Wright scored his first touchdown as a member of the Patriots 17-yard pass from Brady in the first quarter.

MOORE MAKES A MARK

2014 sixth-round draft pick Zach Moore recovered a C.J. Spiller fumble on a hit by Devin McCourty at the Buffalo 42-yard line with 13 seconds to play in the first half. That helped set up a 53-yard field goal for a 13-7 Patriots halftime lead.

TYMS SCORES FIRST NFL TD

Brian Tyms scored his first NFL touchdown on a 43-yard reception from Tom Brady in the third quarter. Tyms entered this week with two receptions for 12 yards in seven games with Cleveland in 2013.

SKINNER RECORDS FIRST SACK

Rookie free agent Deontae Skinner registered his first NFL sack when he dropped Kyle Orton for a 10-yard loss in the third quarter.

NINKOVICH HAS A CAREER DAY

Rob Ninkovich finished with a three-sack game for the first time in his career with three sacks on Kyle Orton. He has two first two-sack games: vs. Miami on Jan. 2, 2011 and at Carolina on Nov. 18, 2013. As a college tight end at Purdue, Ninkovich once caught a 2-yard touchdown pass from Orton.

GOSTKOWSKI ON GOOD PACE

Stephen Gostkowski has 16 field goals so far in 2014, putting him on pace to finish with 43 field goals, which would be the second highest single-season total in NFL history.

MOST FIELD GOALS MADE IN A SEASON/NFL

Player	Field Goals	Year
David Akers (San Francisco)	44	2011
Neil Rackers (Arizona)	40	2005
Olindo Mare (Miami)	39	1999
Jeff Wilkins (St. Louis)	39	2003
Stephen Gostkowski (Patriots)	38	2013
Justin Tucker (Baltimore)	38	2013



PATRIOTS

Last Game

GOSTKOWSKI NETS ANOTHER 50-YARDER

Stephen Gostkowski drilled a 53-yard field goal in the second quarter. It is the second -ongest field goal of his career. He has now kicked six 53-yard field goals, including a career long is a 54-yard field goal vs. New Orleans on Oct. 13, 2013. Gostkowski was 5-of-6 from 50 or more yards in 2013 and is 13-of-17 from 50 yards for his career.

GOSTKOWSKI STREAK ENDS

Stephen Gostkowski missed his first field goal of the year when his 36-yard attempt sailed wide left in the first quarter. It ended a streak of 20 straight field goals dating back to last season at Miami on Dec. 15, 2013.

Most Consecutive Fields in Patriots History

25 Adam Vinatieri (11/24/96-11/09/97)
23 Adam Vinatieri (10/17/04-12/26/04)
21 Stephen Gostkowski (9/22/13-11/24/13)
20 Stephen Gostkowski (12/15/13-10/12/14)
17 Stephen Gostkowski (12/09/07-10/05/08)

GOSTKOWSKI STREAK ENDS

Rob Gronkowski caught a 7-yard pass from Tom Brady in the first quarter and has caught at least one pass in all 56 regular season games that he has played.

LONGEST CURRENT STREAKS OF CONSECUTIVE GAMES WITH A RECEPTION BY TIGHT ENDS

94 Owen Daniels (Houston/Baltimore)
93 Jason Witten (Dallas)
87 Heath Miller (Pittsburgh)

56 Rob Gronkowski

*Not including today's games

EDELMAN CLIMBS RETURN LADDER

Edelman's 7-yard punt return in the second quarter moved him past David Meggett (1,438) into third place on the Patriots all-time punt return list. Edelman entered the game needing 12 yards to move past Meggett. He now has 1,439 punt return yards.

MOST PUNT RETURN YARDS IN PATRIOTS HISTORY

Player	Punt Return Yards
1. Troy Brown	2,625
2. Irving Fryar	2,055
3. Julian Edelman	1,439
4. David Meggett	1,438
5. Wes Welker	1,185

JONES ACHIEVES TRIFECTA

Chandler Jones forced and recovered a fumble on a 2-yard sack of Kyle Orton to give the Patriots a first down at the Buffalo 26-yard line with 2:09 to play. The Patriots converted the turnover into a 42-yard field goal to take a 10-7 lead.

Most Sacks By a Patriots Player (first three seasons)

Garin Veris - 28
Andre Tippett 27
Willie McGinest 25
Chris Slade 23
Chandler Jones 21
Brent Williams 20

THREE OVER 90

The Patriots had three players finish with 90 or more receiving yards: Julian Edelman (91), Rob Gronkowski (94) and Brandon LaFell (97).

LAFELL TWICE AS NICE

WR Brandon LaFell scored two touchdowns on a 18 yard pass and a 56-yard pass in the fourth quarter. It is his second two-touchdown game of his career. He had two touchdowns with Carolina vs. the New York Giants on Sept. 22, 2013.

STARTING BLOCKS

★ **OL Ryan Wendell** started at center with Bryan Stork inactive. It was his second start to the season and first at center. He started at right guard vs. Cincinnati. Wendell started at center in all 16 games in 2012 and 2013.

★ **OL Josh Kline** made his first start of the 2014 season when he started at right guard with Ryan Wendell moving from right guard to center due to the injury to Bryan Stork. He started at left guard in one game in 2013, at Baltimore on Dec. 22.

★ **WR Brian Tyms** saw his first game action of the 2014 regular season.

★ **DL Casey Walker** made his first NFL start along the defensive line. He played in his first NFL game last week vs. Cincinnati.



PATRIOTS

Team Notes

PATRIOTS 2014 CAPTAINS

The Patriots 2014 team captains were elected by their teammates.

OFFENSE

★ QB Tom Brady and C Dan Connolly

DEFENSE

★ DL Vince Wilfork, LB Jerod Mayo and S Devin McCourty

SPECIAL TEAMS

★ Matthew Slater

Brady has been chosen as a captain for the 13th straight season. Wilfork is a captain for the seventh straight season, Mayo is in his sixth season serving as a captain. McCourty and Slater are captains for a fourth time, and Connolly is a captain for the first time.

DIVISIONAL DOMINANCE

The New England Patriots own a 64-18 (.780) record in regular-season AFC East games since the beginning of the 2001 season, compiling the best intra-division record of any team in the NFL.

NFL'S TOP DIVISIONAL RECORDS SINCE 2001

Team	W	L	T	Pct.
New England Patriots	64	18	0	.780
Indianapolis Colts	60	23	0	.723
Green Bay Packers	58	24	1	.705
Pittsburgh Steelers	58	27	0	.682

AFC EAST DIVISIONAL RECORDS SINCE 2001

Team	W	L	T	Pct.	Div. Titles	Years
New England	64	18	0	.780	11	2001, 03-07, 09-13
New York Jets	39	41	0	.488	1	2002
Miami	34	48	0	.415	1	2008
Buffalo	27	55	0	.329	0	—

HOME WIN STREAK REACHES 11

The Patriots have won 11 consecutive home games, the longest current home winning streak in the NFL. The Patriots have not lost a regular-season home game since December 16, 2012, when San Francisco left Foxborough with a 41-34 win.

MOST CONSECUTIVE HOME VICTORIES (CURRENT STREAKS)

New England	11
New Orleans	10
Philadelphia	8
San Diego	6

THE GREAT EIGHT

The Patriots have the most overall wins among the original eight AFL teams.

OVERALL VICTORY TOTAL OF ORIGINAL AFL TEAMS (REGULAR AND POSTSEASON)

TEAM	W	L	T
New England Patriots	467	393	9
Oakland Raiders	459	397	11
Denver Broncos	456	397	10

DECADE OF DOMINANCE

The Patriots record of 128-38 (.771) over the past 10 seasons is the best in the NFL. Over the past 10 years, only five NFL teams have posted a winning percentage of .600 or better.

BEST RECORDS SINCE 2004

Team	W	L	T	Pct.
New England	128	38	0	.771
Indianapolis	115	51	0	.693
Pittsburgh	108	58	0	.651
San Diego	105	61	0	.632
Green Bay	100	65	1	.605

HOME COOKIN'

The Patriots won all of their home division games in 2013 for the fifth straight season and increased their total to 15 straight wins at home against AFC East opposition. The last time the Patriots lost a home game against an AFC East opponent was on Nov. 13, 2008, when the New York Jets left Gillette Stadium with a 34-31 overtime win. The Patriots are now 31-5 against the AFC East at Gillette Stadium.

THE MOST CONSECUTIVE HOME WINS AGAINST DIVISION OPPONENTS SINCE 1970:

Team	Years	Streak
Green Bay	1994-98	18
Buffalo	1988-92	17
Dallas	1991-95	16
Miami	1971-75	16
New England	2009-present	15

BEST INTERCONFERENCE RECORD

Since realignment in 2002, the Patriots are now 40-9 vs. NFC clubs, the best inter-conference record in the NFL.

Team	Record
New England	40-9
Pittsburgh	34-15-1
Indianapolis	32-17
Baltimore	31-19
Tennessee	30-19
Atlanta	29-19-1



PATRIOTS

Team Notes

FEELING RIGHT AT HOME VS. AFC

The Patriots improved to 83-15 (.847) at Gillette Stadium in regular-season games.

With the win over Cincinnati, New England has now won 32 straight games at home against AFC opponents. The Patriots' 32 straight home wins against a conference is the longest in NFL history (following the 1970 merger). The Miami Dolphins are second in NFL history with 21 straight home conference wins (1971-1974). Cincinnati had a nine game winning streak snapped when they tied Carolina last Sunday.

The Patriots last loss at home against an AFC opponent was a 33-10 loss vs. Pittsburgh on Nov. 30, 2008.

HIGHEST WIN PCT. AT STADIUM SINCE 1970 (MIN. 25 GAMES)

Team	Stadium	W-L-T	Win Pct.
New England	Gillette Stadium	83-15-0	.847
Miami	Orange Bowl	101-22-1	.819

BOUNCE BACK PATS

Since the beginning of 2003, the Patriots are 36-4 (.900) in regular-season games following a loss, including nine straight following a defeat. The Patriots have dropped back-to-back regular season games just four times since 2003 (2006, 2009, 2011 and 2012). As a starter, Tom Brady is 37-8 in games following a loss.

PLAYING KEEP AWAY

The Patriots are tied for first in the NFL with Houston with 14 takeaways and tied for first with Green Bay with a +9 turnover differential.

NFL LEADERS - TURNOVER DIFFERENTIAL

Rank	Team	TAKE-AWAYS			GIVE-AWAYS			NET
		Int	Fum	Total	Int	Fum	Total	
1t)	New England	7	7	14	2	3	5	= +9
1t)	Green Bay	9	4	13	2	2	4	= +9
3)	Arizona	8	3	11	0	3	3	= +8
4)	San Diego	4	5	9	2	0	2	= +7

TURNOVERS A PLUS

The Patriots led the AFC in turnover ratio and total takeaways for three straight seasons (2010-2012). The Patriots led the NFL in turnover ratio in 2010 and 2012 and finished second in the NFL in total takeaways in 2012 and 2010. The Patriots finished third in the AFC with +9 turnover ratio in 2013. The Patriots enter this week's game tied for first with Green Bay with a turnover ratio of +9 and tied for first with Houston in the NFL with 14 total takeaways.

Year	Turnover Ratio	Total Takeaways
2012	+28	38
2011	+17	34
2010	+25	41

PICKS & SACKS

The Patriots defense forced four interceptions and registered six sacks at Minnesota (09/14/14). It is the fifth time in team history that the team has achieved that feat.

DATE	GAME	SACKS	INTERCEPTIONS
09/14/14	at Minnesota	6.0	4
12/01/96	at San Diego	6.0	4
12/04/77	at Atlanta	8.0	4
11/29/64	at Houston	7.0	4

TEAM NOTES

RUSH TO VICTORY

39-1

Since 2000, New England is 39-1 when a Patriot eclipses 100 yards rushing after Stevan Ridley gained 113 yards rushing vs. Cincinnati (10/05/14).

The only loss during the Bill Belichick era came at Miami on Dec. 20, 2004, when Corey Dillon rushed for 121 yards on 26 carries and the Patriots lost to the Dolphins, 29-28. Since then, New England is 26-0 with a 100-yard rusher.



PATRIOTS

Team Notes

AIRING IT OUT

The Patriots extended their streak to 43 straight home games with at least one touchdown pass in the win vs. Cincinnati, the longest streak in post-merger NFL history. The last time the Patriots did not have a touchdown pass in a home game was in a 33-10 loss vs. Pittsburgh on Nov. 30, 2008.

MOST CONSECUTIVE HOME GAMES WITH A TOUCHDOWN PASS SINCE 1970

Team	Gm	Start	End	Record
New England Patriots	43	12/21/08	Current	40-3
New Orleans Saints	40	10/18/09	Current	31-9
Green Bay Packers	36	10/05/08	12/02/12	29-7
Miami Dolphins	32	09/11/83	12/22/86	26-6
Green Bay Packers	29	11/03/96	09/03/00	24-5

SECOND-HALF LOCKDOWN

The Patriots have now won 69 straight home games when leading at halftime, adding to their NFL record. The last Patriots loss at home after leading at halftime was on Dec. 24, 2000 (vs. Miami), when the Patriots lost 27-24 after leading 21-17 at halftime. New England has never lost a game at Gillette Stadium when trailing at halftime, going 63-0 since 2002.

GROUND CONTROL

The Patriots had 220 rushing yards as a team against Cincinnati. Stevan Ridley led the way with 113 rushing yards, while Shane Vereen added 90 rushing yards. It was the first time this season the Patriots broke the 200-yard rushing mark. In 2013, the Patriots achieved the feat once, totaling 267 rushing yards in the regular-season finale against Buffalo (12/29/13). The Patriots improved to 64-7 all-time when rushing for 200 or more yards in a game.

SEASON-HIGH OUTPUT

The Patriots scored 43 points vs. the Bengals, marking a season-high output and totaling the most points in a game team since a 55-31 win over Pittsburgh on Nov. 3, 2013. Cincinnati entered the game ranked first in the NFL in allowing just 11 points per game. The Bengals had allowed only 33 total points in three games meeting the Patriots.

NOTES OF INTEREST

BILL BELICHICK

- ★ Bill Belichick (222) is in fifth place all time on the NFL wins list. He needs 8 more wins to move past Curly Lambeau (229) into fourth place.
- ★ Belichick (19) needs one more postseason victory to break a tie with Don Shula (19) for second place in postseason wins, behind Tom Landry (20) for most playoff wins by a head coach.
- ★ Belichick has five conference titles and needs one more to match Don Shula, who led his teams to six Super Bowls.
- ★ Belichick has led the Patriots to 13 consecutive winning records (2001-13), third all time behind 20 by Tom Landry (1966-85) followed by 14 by Curly Lambeau (1934-47).

TOM BRADY

- ★ Tom Brady has 60 career 300-yard games and ranks fifth all-time for most 300-yard games, third among active players. He is one of five players with at least 60 300-yard passing games.
- ★ Brady (4,343) reached 4,000 passing yards in 2013 for the sixth time in his career. He joins Dan Marino (6), Brett Favre (6), Drew Brees (8) and Peyton Manning (13) as the only players to have at least five seasons with 4,000 passing yards.
- ★ Brady (152) led the Patriots to his 150th career regular-season win, joining Brett Favre (186) and Peyton Manning (170) as the only NFL quarterbacks with at least 150 career wins as a starter.

JULIAN EDELMAN

- ★ Julian Edelman finished with 105 receptions in 2013 to join Wes Welker (2007-09, 11-12) and Troy Brown (2001) as the only Patriots players to reach 100 receptions in a season. Edelman averaged 6.4 receptions per game in 2013.
- ★ Edelman finished with 1,056 receiving yards in 2013 to become the 10th Patriots player to register a 1,000-yard season.

ROB NINKOVICH

- ★ Rob Ninkovich has 11 fumble recoveries since 2010, the most of any player in the NFL over that time. Vince Wilfork is second with seven.
- ★ Ninkovich is the first Patriots player with back-to-back seasons with at least eight sacks (8 in 2012 and 12 in 2013) since Willie McGinest in 1995 (11) and 1996 (9.5). He is the only player to accomplish the feat during Belichick's tenure as head coach in New England.

STEPHEN GOSTKOWSKI

- ★ Stephen Gostkowski set the franchise record for most points in a season with 158 total points in 2013.
- ★ Gostkowski broke his own franchise record with 38 field goals in 2013. He originally set the record with 36 field goals in 2008.



2014

What To Watch For

BILL BELICHICK

WINNING SEASONS

Belichick (13 straight winning seasons) needs one more winning season to tie Curly Lambeau (14) for the second-most consecutive winning seasons all time, trailing only Tom Landry with 20.

MOVING ON UP

Belichick (222 overall career wins) needs 8 wins to move past Curly Lambeau (229) and move into fourth place on the NFL's all-time list.

POSTSEASON SUCCESS

Belichick (19 playoff wins) needs one more playoff win as a head coach to break a tie with Don Shula (19) and move into a first-place tie with Tom Landry (20) for most postseason wins as a head coach.

SUPER STATUS

Bill Belichick needs to reach one more Super Bowl as a head coach to tie Don Shula for the most conference title, with six.

CAREER WINS

Bill Belichick now has 203 career regular season wins, fifth all-time in NFL history.

HEAD COACH	CAREER WINS
Don Shula	328
George Halas	318
Tom Landry	250
Curly Lambeau	226
Bill Belichick	203

TOM BRADY

TOUCHDOWN TOM

Brady currently sits in fifth place for most career touchdown passes with 369 and needs one more TD passes to become the fifth NFL player with at least 370 career touchdown passes.

300-YARD GAMES

Brady currently sits in fifth place all-time with 60 career 300-yard passing games. Brett Favre (62), Dan Marino (63), Drew Brees (81) and Peyton Manning (86) are the only quarterbacks in front of him.

30 TD PASSES

If Brady reaches 30 or more touchdowns passes in 2014, he will become just the fourth player in NFL history with at least 30 or more touchdown passes in five seasons.

4,000-YARD PASSING SEASON

If Brady reaches 4,000 passing yards in 2014, he will be just the third player in NFL history with at least seven 4,000-yard passing seasons.

PLAYER OF THE WEEK

Brady (24) needs two more AFC Offensive Player of the Week honors to tie Peyton Manning (26) for the most player of the week honors in NFL history.

LEAGUE LEADER

Brady has led the league in touchdown passes three times in his career and can tie Drew Brees, Len Dawson, Brett Favre, Johnny Unitas and Steve Young (4) for the most seasons leading the league in touchdown passes.

SPECIAL CONNECTION

Rob Gronkowski and Tom Brady connected on their 45th touchdown pass vs. Cincinnati (10/5/14), tying Drew Bledsoe and Ben Coates for the most touchdown connections in Patriots history.

THE MOST TD CONNECTIONS IN PATRIOTS HISTORY

Quarterback	Player	TD Connections
Drew Bledsoe	Ben Coates	45
Tom Brady	Rob Gronkowski	45
Tom Brady	Randy Moss	39
Steve Grogan	Stanley Morgan	39

2014 NOTES



2014

What To Watch For

STEPHEN GOSTKOWSKI

NFL SCORING LEADER #1

Stephen Gostkowski has led the NFL in scoring in each of the last two seasons (2012-13). He can become just the fifth NFL player to lead the NFL in scoring in at least three consecutive seasons, joining Don Hutson (1940-44), and Gino Cappelletti (1963-66), Pat Harder (1947-49) and Paul Hornung (1959-61). Gostkowski leads the NFL with 64 points so far in 2014.

NFL SCORING LEADER #2

If Stephen Gostkowski leads the NFL in scoring in 2014, he will join Don Hutson (5) and Gino Cappelletti (5) as the only NFL players to lead the NFL in scoring in at least four seasons. Gostkowski has led the NFL in scoring in 2008, 2012 and 2013.

KICKING INTO THE RECORD BOOKS

Gostkowski (1,087) needs 72 points to become the Patriots all-time leader and move past Adam Vinatieri (1,158). He needs 44 points to pass Gino Cappelletti (1,130) for second all-time.

ROB GRONKOWSKI

TOP-10 IN POINTS SCORED

Gronkowski (282 points scored) moved into the top 10 for most points scored in Patriots history and needs 13 points to move past Sam Cunningham (294) into ninth place all-time.

ALL-TIME TDS

Gronkowski (47 touchdowns) moved past Jim Nance (46) into sole possession of fifth all-time in Patriots touchdowns. He needs three more TDs to move past Sam Cunningham (49) into fourth place all-time in team history.

PROLIFIC

COMBINATION

45

Rob Gronkowski and Tom Brady tied former Patriots Drew Bledsoe and Ben Coates for the second-most QB to TE touchdowns in NFL history after a 16-yard TD vs. Cincinnati.

Quarterback	Tight End	Team	TD Connections
Philip Rivers	Antonio Gates	San Diego	66
Tom Brady	Rob Gronkowski	New England	45
Drew Bledsoe	Ben Coates	New England	45
Drew Brees	Jimmy Graham	New Orleans	44
Peyton Manning	Dallas Clark	Indianapolis	44
Sonny Jurgensen	Jerry Smith	Washington	43
Dan Fouts	Kellen Winslow	San Diego	41
John Elway	Shannon Sharpe	Denver	41

RECEPTIONS STREAK

Gronkowski enters this week with a streak of 56 consecutive regular-season games with a reception - every regular season game of his career since 2010.

LONGEST CURRENT STREAKS OF CONSECUTIVE GAMES WITH A RECEPTION BY TIGHT ENDS

94 Owen Daniels (Houston/Baltimore)
93 Jason Witten (Dallas)
87 Heath Miller (Pittsburgh)
56 Rob Gronkowski

JEROD MAYO

LEADING TACKLER

Jerod Mayo is currently tied with Vincent Brown at five years leading the team in tackles. He needs one more 100-tackle season to tie Fred Marion (6) for the all-time lead.

TEAM

SEEKING A SIXTH

The Patriots have won five straight AFC East titles. If they win the division for the sixth straight season in 2014, they will join the Los Angeles Rams (7-1973-79), Pittsburgh Steelers (6-1974-79) and the Minnesota Vikings (6-1973-78) as the only teams since the merger with at least six straight division titles.

MOST CONSECUTIVE DIVISION TITLES

Team	Division	Titles	Years
Los Angeles Rams	NFC West	7	1973-79
Pittsburgh Steelers	AFC Central	6	1974-79
Minnesota Vikings	NFC Central	6	1973-78
Dallas Cowboys	NFL Capitol/NFC East	6	1966-71
Cleveland Browns	American/Eastern Conf.	6	1950-55
New England Patriots	AFC East	5	2009-13
New England Patriots	AFC East	5	2003-07
Indianapolis Colts	AFC South	5	2003-07
Dallas Cowboys	NFC East	5	1992-96
San Francisco 49ers	NFC West	5	1986-90
Chicago Bears	NFC Central	5	1984-88
Oakland Raiders	AFC West	5	1972-76



PATRIOTS

Sustaining Success

PATRIOTS ARE MOST FREQUENT SUPER BOWL TEAM OVER LAST 30 YEARS

The Patriots have won seven conference championships since the 1985 season and have more conference titles than any other team over the last 30 years (since 1983). Additionally, the Patriots' six conference titles over the last 25 years are two more than the next closest team and New England's six conference championships in the last 20 years are also more than any other team. New England also has more conference titles over the last 15 years (5) than any other team and is tied with Pittsburgh (3) for the most conference titles over the last 10 years of any NFL team.

Most Conference Championships in Last 7 Years (2007-2013)

New England	2
Pittsburgh	2
N.Y. Giants	2
8 Other Teams	1

Most Conference Championships in Last 10 Years (2004-2013)

New England	3
Pittsburgh	3
Indianapolis	2
N.Y. Giants	2
Seattle	2
8 Other Teams	1

Most Conference Championships in Last 15 Years (1999-2013)

New England	5
Pittsburgh	3
N.Y. Giants	3
Seattle	2
Indianapolis	2
St. Louis Rams	2
Baltimore	2

Most Conference Championships in Last 20 Years (1994-2013)

New England	6
Pittsburgh	4
Green Bay	3
N.Y. Giants	3
5 Other Teams	2

Most Conference Championships in Last 25 Years (1989-2013)

New England	6
Buffalo	4
N.Y. Giants	4
Pittsburgh	4
San Francisco	4
Dallas	3
Green Bay	3

Most Conference Championships in Last 30 Years (1984-2013)

New England	7
Denver	6
N.Y. Giants	5
San Francisco	5
Buffalo	4
Pittsburgh	4
Dallas	3
Green Bay	3

WHAT HAVE YOU DONE FOR ME LATELY?

Since the 2011 season, the Patriots have maintained their spot atop the NFL in terms of regular season winning percentage and regular season points scored. Since the beginning of the 2011 season, the Patriots have the NFL's highest winning percentage and have scored the most points in the NFL. The Patriots also have the NFL's second highest winning percentage since 2012 and have scored the second-most points since 2012.

HIGHEST WINNING PERCENTAGE SINCE 2011

TEAM	W	L	T	PCT.	PF	PA
New England	41	13	0	.759	1674	1140
San Francisco	39	13	1	.745	1293	880
Denver	38	15	0	.717	1543	1182
Green Bay	38	15	1	.713	1571	1253
Seattle	34	19	0	.642	1283	904
Cincinnati	33	19	1	.632	1299	1061
Baltimore	34	20	0	.630	1260	1059
New Orleans	33	20	0	.623	1554	1238

HIGHEST WINNING PERCENTAGE SINCE 2012

TEAM	W	L	T	PCT.	PF	PA
Denver	30	7	0	.811	1234	792
New England	28	10	0	.737	1161	798
Seattle	27	10	0	.730	962	589
San Francisco	26	10	1	.716	913	651
Indianapolis	26	12	0	.684	937	859
Cincinnati	24	12	1	.662	955	738
Green Bay	23	14	1	.618	1011	894
Carolina	22	15	1	.592	864	761
Baltimore	22	16	0	.579	882	793

HIGHEST WINNING PERCENTAGE SINCE 2013

TEAM	W	L	T	PCT.	PF	PA
Denver	17	4	0	.810	722	503
Seattle	16	5	0	.762	527	344
New England	16	6	0	.727	567	467
San Francisco	15	6	0	.714	516	378
Carolina	15	6	1	.705	470	398
Cincinnati	14	6	1	.690	527	418
Philadelphia	15	7	0	.682	598	514
Indianapolis	15	7	0	.682	547	472
Arizona	14	7	0	.667	465	430

MOST POINTS SCORED SINCE 2011

Team	Points
New England	1674
Green Bay	1571
New Orleans	1554
Denver	1543
Detroit	1357
Dallas	1349
Atlanta	1338
Chicago	1316
San Diego	1316

MOST POINTS SCORED SINCE 2012

Team	Points
Denver	1234
New England	1161
Green Bay	1011
New Orleans	1007
Dallas	980
Chicago	963
Seattle	962
Cincinnati	955
Indianapolis	937

MOST POINTS SCORED SINCE 2013

Team	Points
Denver	753
Philadelphia	625
New England	604
Dallas	604
Chicago	588
Indianapolis	580
Green Bay	578
Cincinnati	564

SUCCESS



INSIDE

The Numbers

BY THE NUMBERS

2

Stephen Gostkowski executed a successful onside kick in a victory vs. Cleveland (12/8/13) for only the second time in team history. The first came when Jim Lee Hunt recovered a Gino Cappelletti kick at the end of the first half in a 26-10 win vs. the NY Jets (9/27/64.)

3

Tom Brady, Rob Gronkowski and Stevan Ridley have produced three games with a 300+yard passing/100+yards rushing/100+receiving yards performance together, second in NFL history to the 4 produced by Peyton Manning/Edgerrin James/Marvin Harrison, Jim Kelly/Thurman Thomas/Andre Reed and Kurt Warner/Marshall Faulk/Isaac Bruce.

3

The Patriots have three players who have brothers that also play in the NFL - Chandler Jones (Arthur Jones/Indianapolis), Devin McCourty (Jason McCourty/Tennessee) and Shane Vereen (Brock Vereen/Chicago).

5

The Patriots recorded four interceptions and six sacks at Minnesota (09/14/14). It is the fifth time in team history and the first time since a 1996 game at San Diego (12/1) that the team has had at least six sacks and four interceptions in a single game.

11

Vince Wilfork is in his 11th season with the Patriots under Bill Belichick. It is the longest a defensive player has played under Belichick in New England. Teddy Bruschi played nine seasons under Belichick.

12

The Patriots have won 12 straight games against NFC North teams. It is the longest current streak any NFL team has against another division.

15

The number of consecutive home wins against AFC East opponents after a 34-20 win vs. Buffalo (12/29/13).

30

Stephen Gostkowski has kicked 30 straight fourth-quarter field goals.

31

Stevan Ridley (113 rushing) and Rob Gronkowski (100 receiving) each went over 100 yards in the win vs. Cincinnati (10/05/14), marking the 31st time in team history that the team had a 100 yard rusher and receiver in the same game.

32

The number of consecutive home wins against AFC opponents in the regular season. The Patriots last home loss against the AFC was a 33-10 loss vs. Pittsburgh on Nov. 30, 2008..

36-4

Since the beginning of 2003, the Patriots are 36-4 (.900) in regular season games following a loss, dropping back-to-back games just four times.

39-1

Since 2000, the Patriots are 39-1 when a Patriots player eclipses 100 yards rushing. The only loss during the Bill Belichick era was on Dec. 20, 2004 in a 29-28 Miami win. Since then, the Patriots are 26-0 with a 100-yard rusher.

40-9

Since realignment in 2002, the Patriots have the best inter-conference record in the NFL.

43

The Patriots have thrown for at least one touchdown pass in 43 straight home games, the longest streak in post-merger NFL history. New Orleans is second with a current streak of 40 straight home games with at least one touchdown pass.

45

Rob Gronkowski and Tom Brady have connected on 45 touchdown passes. It is tied for the second-most connections between a quarterback and a tight end in NFL history.

69

The Patriots have won 69 straight home games when leading at halftime, adding to their NFL record. The last time the Patriots lost at home after leading at halftime was on Dec. 24, 2000 vs. Miami when they lost 27-24 after leading 21-17 at halftime.

TOM BRADY BY THE NUMBERS

5

Brady is tied with John Elway as the only quarterback to lead his team to five conference titles. Brady needs to play in one more Super Bowl to match DL Mike Lodish for the most Super Bowls played. Lodish played in six (four with Buffalo and two with Denver).

TOM BRADY BY THE NUMBERS (continued)

8

Brady tied an NFL record with his eighth start in a Conference Championship Game in 2013, joining Charlie Waters and Jack Reynolds.

11

The number of division championships by Tom Brady, the most division titles ever by a quarterback. Peyton Manning is second with 10.

14

The longest streak of consecutive pass completions by Brady in a regular season game (Dec. 27, 2009 vs. Jacksonville).

16

Brady set a Super Bowl record with 16 straight pass completions in Super Bowl XLVI vs. the New York Giants.

43

The number of times Brady has led his team to victory following a fourth-quarter deficit or tie, including five times in 2013 when he led the team to a win at Buffalo, vs. New Orleans, vs. Denver, at Houston and vs. Cleveland.

86.5

Brady is 45-7 in his career in December and has the best win percentage in December for any quarterback since the merger in 1970.

93.9

The percent of quarterback keepers converted by Brady (93 of 99) for first downs (68-of-71 on third-and-2 or less and 25 of 28 on fourth-and-2 or less).

6,424

Tom Brady is second in NFL history with 6,424 passing yards in the postseason, behind just Peyton Manning (6,589).

THE KRAFT ERA

3

The number of Super Bowl championships the Patriots have won since Robert Kraft purchased the team in 1994. That mark is the highest total in the NFL over that span.

6

The number of conference championships the Patriots have won since Robert Kraft purchased the team in 1994. That mark is the highest total in the NFL over that span. Pittsburgh is second with four conference titles since 1994.

13

The number of division championships won by the Patriots since Kraft purchased the team in 1994.

15

The number of playoff seasons earned by the Patriots in the 20 seasons since Robert Kraft purchased the team.

33

The number of playoff games the Patriots have appeared in since 1994, the most in the NFL. Green Bay has the second most with 29.

220

The number of consecutive home games that have been sold out, including all playoff and preseason games dating back to the 1994 season opener.

242

The number of games the Patriots have won since Robert Kraft purchased the franchise in 1994. Prior to Kraft's ownership, the team had won 225 total games in its entire history from 1960-93.

THE BELICHICK ERA

4

Bill Belichick is the first coach to lead his team to four 500-point seasons (2007, 2010, 2011, 2012).

5

Bill Belichick is fifth all-time in wins with 222. Curly Lambeau is fourth with 229 career wins.

6

Bill Belichick (203) is one of six NFL coaches with at least 200 regular season wins.

8

Belichick has been a part of eight Super Bowls overall, including five as a head coach and three as an assistant coach.

11

The number of 11-win seasons by Bill Belichick, second to Don Shula's 13.



BILL BELICHICK

NEWS & NOTES



20TH SEASON AS HEAD COACH • 40TH NFL SEASON

Overall Record: 222-116 (.657) • **Regular Season:** 203-107 (.655) • **Postseason:** 19-9 (.679)

With Patriots overall (2000-14): 185-71 (.723)

Super Bowl Titles: 5 (86, 90, 01, 03, 04) • **Conf. Titles:** 8 (86, 90, 96, 01, 03, 04, 07, 11)

Division Titles: 18 (75, 78, 86, 89, 90, 96, 98, 01, 03, 04, 05, 06, 07, 09, 10, 11, 12, 13)

Bill Belichick is the only head coach in NFL history to win three Super Bowl titles in a four-year span. He has won more regular season games (123) and more games overall (136) during a 10-year stretch (2002-2011) than any other coach in NFL history. In the 2007 season, Belichick led the Patriots to the fourth undefeated and untied regular season in NFL history and the first since the NFL established a 16-game schedule in 1978. His 40 consecutive years as an NFL coach are second in NFL history to 42 by Pittsburgh defensive coordinator Dick LeBeau.



AMONG THE GREATS

Bill Belichick has recorded 222 career wins, which is fifth all-time in NFL history. Belichick owns a career winning percentage of .657, which is third all-time, behind George Halas (.682) and Don Shula (.667).

TOP WINNING PERCENTAGE AMONG HEAD COACHES WITH AT LEAST 160 WINS (INCL. POSTSEASON)

HEAD COACH	TEAM(S)	YEARS	W	L	T	PCT.
George Halas	CHI	1920-29,33-41,46-55,58-67	324	151	31	.682
Don Shula	BAL/MIA	1963-95	347	173	6	.667
BILL BELICHICK	CLE/NE	1991-95,00-14	222	116	0	.657
Curly Lambeau	GB/CHI/WAS	1921-53	229	134	22	.630

NOTE: Winning percentage calculated using current NFL rules, counting a tie as a half-win, half-loss.

MOVING ON UP

Bill Belichick is in fifth place on the NFL wins list with 222 career wins.

MOST WINS NFL COACHES

HEAD COACH	TEAM(S)	YEARS	W	L	T
Don Shula	BAL/MIA	1963-95	347	173	6
George Halas	CHI	1920-29,33-41,46-55,58-67	324	151	31
Tom Landry	DAL	1960-88	270	178	6
Curly Lambeau	GB/CHI/WAS	1921-53	229	134	22
BILL BELICHICK	CLE/NE	1991-95,00-14	222	116	0

NOTE: Winning percentage calculated using current NFL rules, counting a tie as a half-win, half-loss.

A WINNING EXTENSION

Bill Belichick has led the Patriots to a winning record for 13 consecutive seasons (2001-2013). The only other NFL coach to have at least 10 consecutive winning seasons with one team since the 1970 merger was Tom Landry, who led the Dallas Cowboys to 16 consecutive winning seasons (1970-1985).

BETTER THAN AVERAGE

Bill Belichick has led the Patriots to 13 straight winning seasons (2001-2013). Belichick's 13 straight winning seasons are third all-time, behind 20 by Landry (1966-85) and 14 by Curly Lambeau with Green Bay (1934-47).

MOST CONSECUTIVE SEASONS WITH A WINNING RECORD

HEAD COACH	TEAM	YEARS
Tom Landry	Dallas	20 - 1966-1985
Curly Lambeau	Green Bay	14 - 1934-1947
Bill Belichick	New England	13 - 2001-2013
Curly Lambeau	Green Bay	12 - 1921-1932
George Halas	Chicago	10 - 1933-1942
John Madden	Oakland	10 - 1969-1978

CAREER MILESTONE FOR BELICHICK

Belichick (203) reached 200 career regular-season wins with the victory over Minnesota (09/14/14) to become just the sixth NFL head coach to achieve that feat, joining Don Shula (328), George Halas (318), Tom Landry (250), Curly Lambeau (226) and Marty Schottenheimer (200).

NUMBER OF GAMES TO 200 WINS

282 Don Shula
288 George Halas
300 Curly Lambeau
306 Bill Belichick
319 Tom Landry
327 Marty Schottenheimer

Head Coach	Teams	W-L-T (regular season)
Don Shula	Colts/Dolphins	328-156-6
George Halas	Bears	318-148-6
Tom Landry	Cowboys	250-162-6
Curly Lambeau	Packers/Cardinals/Redskins	226-132-22
Bill Belichick	Browns/Patriots	203-107-0



BILL BELICHICK

NEWS & NOTES

MANNING ON BELICHICK

Peyton Manning on Bill Belichick

"Coach Belichick is the best coach that I've ever competed against. I think it's safe to say he'll go down as the greatest NFL coach of all-time. His teams are always well-coached, always well-disciplined, and you know it's going to be a 60-minute fight. To me, that speaks to his coaching."

ELITE COMPANY

Bill Belichick is one of nine NFL head coaches to win three or more championships since the league began postseason play in 1933, but the only one to win three in four years. Belichick joined an exclusive club in which each of the eight other members has been enshrined in the Pro Football Hall of Fame.

HEAD COACHES WITH THREE OR MORE NFL TITLES (Listed alphabetically)

HEAD COACH	CHAMPIONSHIP TEAM(S)
Bill Belichick	Patriots (SB XXXVI, XXXVIII, XXXIX)
Paul Brown	Cleveland Browns (1950, 54, 55)
Weeb Ewbank	Baltimore Colts, N.Y. Jets (1958, 59, SB III)
Joe Gibbs	Washington Redskins (SB XVII, XXII, XXVI)
George Halas	Chicago Bears (1921, 33, 40, 41, 46, 63)
Curly Lambeau	Green Bay Packers (1929, 30, 31, 36, 39, 44)
Vince Lombardi	Green Bay Packers (1961, 62, 65, SB I, II)
Chuck Noll	Pittsburgh Steelers (SB IX, X, XIII, XIV)
Bill Walsh	San Francisco 49ers (SB XVI, XIX, XXIII)

BELICHICK'S PATRIOTS RENAISSANCE

Once head coach Bill Belichick implemented his coaching design on the Patriots, his approach has given him the best record of any NFL head coach who has coached over 40 games since 2001 (including the postseason).

NFL COACHES' RECORDS SINCE 2001

COACH	TEAM	W	L	T	PCT.
Bill Belichick	New England	180	60	0	.750
Jim Harbaugh	San Francisco	44	16	1	.729
Tony Dungy	Tampa Bay/Indianapolis	101	41	0	.711
Bill Cowher	Pittsburgh	70	35	1	.665
John Harbaugh	Baltimore	75	40	0	.652
Sean Payton	New Orleans	81	46	0	.638
Mike McCarthy	Green Bay	92	52	1	.638
Mike Tomlin	Pittsburgh	79	47	0	.627

Not including SF Monday Night Game

ABOVE THE CENTURY MARK

Bill Belichick has an overall record of 222-116. He joins Don Shula and George Halas as the only coaches with 100 more wins than losses.

MOST WINS NFL COACHES

HEAD COACH	TEAM(S)	RECORD
Don Shula	BAL, MIA	347-173-6
George Halas	Chicago	324-151-31
Bill Belichick	CLE, NE	222-116-0

500+ FOR THREE STRAIGHT YEARS

Bill Belichick is the first head coach in NFL history to lead a team to three straight 500-point seasons (2010-2012). The Patriots are the first franchise in NFL history to score 500 or more points in four seasons (2007-589, 2010-518, 2011-513 and 2012-557). St. Louis is the only other team to have done it three times (1999-526, 2000-540, 2001-503).

SUPER SUCCESS

Bill Belichick is one of just four head coaches to win three Super Bowl championships and the only coach to win three Super Bowls in the post-1993 salary cap era.

MOST SUPER BOWL VICTORIES

HEAD COACH	TEAM	TITLES	SEASONS
Chuck Noll	Pittsburgh	4	1974, 1975, 1978, 1979
Bill Belichick	New England	3	2001, 2003, 2004
Joe Gibbs	Washington	3	1982, 1987, 1991
Bill Walsh	San Francisco	3	1981, 1984, 1988

NOTE: Sorted by most recent championship. Super Bowls have determined NFL champion since 1966.

PLAYOFF SUCCESS

MOST PLAYOFF WINS BY AN NFL HEAD COACH

HEAD COACH	TEAM(S)	WINS
Tom Landry	Dallas Cowboys	20
Bill Belichick	Cleveland Browns, NE Patriots	19
Don Shula	Baltimore Colts, Miami Dolphins	19
Joe Gibbs	Washington Redskins	17
Chuck Noll	Pittsburgh Steelers	16

11 ON 11

Bill Belichick now has eleven 11-win seasons, including 10 with the Patriots. He moved out of a tie with Tom Landry for sole possession of second place, behind Don Shula, who had 13 11-win seasons.

NFL HEAD COACHES WITH THE MOST 11-WIN SEASONS

Don Shula	13
Bill Belichick	11
Tom Landry	10



BILL BELICHICK

NEWS & NOTES

POSTSEASON PROWESS

BEST POSTSEASON RECORDS IN NFL HISTORY (minimum of 10 games)

COACH	TEAM(S)	W	L	PCT.
Vince Lombardi	GB/VAS	9	1	.900
Tom Flores	Oakland	8	3	.727
Bill Walsh	San Francisco	10	4	.714
Joe Gibbs	Washington	17	7	.708
Jimmy Johnson	DAL/MIA	9	4	.692
John Harbaugh	Baltimore	9	4	.692
Bill Belichick	CLE/NE	19	9	.678

MOST POSTSEASON GAMES AS A HEAD COACH

HEAD COACH	GAMES
Tom Landry (Dallas)	36
Don Shula (Baltimore/Miami)	36
Bill Belichick (Cleveland/New England)	28

3X COACH OF THE YEAR

The Associated Press named Bill Belichick the NFL's Coach of the Year in 2010, the third time that Belichick earned the honor. He was also named Coach of the Year following the 2003 and 2007 seasons, joining Don Shula (4-time winner) and Chuck Knox as the only three-time winners.

BELICHICK ADDED TO HIS RECORD IN 2013

Bill Belichick has coached the Patriots to 11 straight seasons with 10 or more wins after reaching his 10th win of the 2013 season vs. Cleveland on Dec. 8, adding to his NFL record streak. In 2011, Belichick became the first coach in NFL history with nine straight seasons with at least 10 victories. George Seifert has the second most consecutive 10-win seasons with eight from 1989-1996 for San Francisco.

DIVISION TITLES RECORD

Belichick guided the Patriots to the AFC East Title in 2013. It is the 11th division title of his career, tying him with Don Shula for the most division titles since the 1970 NFL merger.

FIRST WITH 14 WINS IN 4 SEASONS

Bill Belichick guided the Patriots to an NFL-best 14-2 record in 2010, becoming the first head coach ever to win at least 14 regular-season games in four separate seasons. Only four other coaches — San Francisco's George Seifert (3), Washington's Joe Gibbs (2), Chicago's Mike Ditka (2) and Miami's Don Shula (2) — have more than one 14-win season.

EIGHT SB APPEARANCES ARE A RECORD

Belichick has been a part of eight Super Bowls during his coaching career, the most in NFL history.

MOST SUPER BOWL APPEARANCES AS A HEAD COACH OR ASSISTANT

HEAD COACH	SUPER BOWLS
Bill Belichick	8 (five as a head coach)
Dan Reeves	7 (four as a head coach)
Don Shula	6 (six as head coach)
Tom Landry	5 (five as a head coach)
Chuck Noll	5 (four as a head coach)
Marv Levy	5 (four as a head coach)

GOOD IN DECEMBER

Bill Belichick is 51-9 (.850) in December with New England, the best record in December among head coaches with one team in NFL history (min. 25 games). George Seifert is second (27-6, .818).

8 CONFERENCE CHAMPIONSHIP GAMES

Bill Belichick reached his eighth conference championship game as a head coach in 2013, second to the 10 by Tom Landry.


Head Coach	Conference Championships
Tom Landry	10
Bill Belichick	8
Don Shula	7
Chuck Noll	7
John Madden	6
Bill Cowher	6





TOM BRADY

NEWS & NOTES



CAREER NOTES

Tom Brady has quarterbacked the Patriots to victories in 152 of his 197 career regular season starts, compiling a .772 winning percentage and giving him the best record of any quarterback in the Super Bowl era (since 1966). Brady reached 125 career wins in the fewest starts among quarterbacks in NFL history.

RECORDING SUCCESS

TOP WINNING PERCENTAGE IN SUPER BOWL ERA (Since 1966, Minimum 50 Starts, Regular Season Only)

PLAYER	TEAM(S)	YEARS	W	L	T	PCT.
TOM BRADY	NE	2000-14	152	45	0	.772
Roger Staubach	DAL	1969-79	85	29	0	.746
Joe Montana	SF/KC	1979-94	117	47	0	.713

ACTIVE QUARTERBACKS WINNING PERCENTAGE Minimum 32 Starts (two full seasons), Regular Season Only

QUARTERBACK	TEAM(S)	W	L	T	PCT.
TOM BRADY	NE	152	45	0	.772
Russell Wilson	SEA	27	10	0	.730
Andrew Luck	IND	26	12	0	.684
Peyton Manning	IND/DEN	171	74	0	.668
Aaron Rodgers	GB	62	31	0	.667
Ben Roethlisberger	PIT	98	50	0	.662
Joe Flacco	BAL	66	36	0	.647
Andy Dalton	CIN	33	19	1	.632
Matt Ryan	ATL	62	38	0	.620

EIGHT AFC CHAMPIONSHIP GAME APPEARANCES

The Patriots secured their eighth conference championship appearance in the Tom Brady - Bill Belichick era (since 2001 with Brady starting at QB) in 2013. By omitting the season Brady missed due to injury in 2008, the Patriots have made eight title games in 12 seasons with Brady as the starter.

FOUR 30-TD SEASONS

Brady has four 30-touchdown seasons overall after throwing for 34 in 2012, an NFL-leading 36 in 2010, 39 in 2011 and a then NFL-record 50 in 2007. The only other Patriots quarterback to have a 30-touchdown season was Vito "Babe" Parilli in 1964 when he led the AFL with 31. Brady is the fifth quarterback in NFL history to have 30 or more touchdown passes in at least four seasons and the fifth quarterback in NFL history with three or more straight seasons with 30 or more touchdowns.

MOST SEASONS WITH 30-PLUS TOUCHDOWN PASSES

Brett Favre	9
Peyton Manning	8
Drew Brees	6
TOM BRADY	4
Dan Marino	4
Aaron Rodgers	3
Kurt Warner	3
Tony Romo	3
Philip Rivers	3

THREE OR MORE STRAIGHT 30 TOUCHDOWN SEASONS

Drew Brees	6 (2008-2013)
Brett Favre	5 (1994-98)
Peyton Manning	4 (2009-10, 12-13)
TOM BRADY	3 (2010-2012)
Dan Marino	3 (1984-86)

300-YARD AVG. IN THREE SEASONS

Brady averaged 301.7 yards per game in 2012. Brady (300.4 in 2007 and 327.2 in 2011) joins Drew Brees as the first NFL players to average 300 yards per game in at least three seasons.

MOST SEASONS AVERAGING 300 OR MORE YARDS PER GAME

- 4 Drew Brees (2013, 2012, 2011, 2008) • **3 Tom Brady (2012, 2011, 2007)** • 2 Dan Fouts (1982, 1981)

PILING UP THE WINS

Brady earned his 150th career win vs. Oakland (09/21/14) and is one of three NFL quarterbacks with at least 150 wins as a starter.

MOST CAREER WINS AS A STARTER (Regular season only)

RK	NAME	W	L	T	PCT.
1.	Brett Favre	186	112	0	.624
2.	Peyton Manning	169	74	0	.695
3.	Tom Brady	150	44	0	.773
4.	John Elway	148	82	1	.643
5.	Dan Marino	147	93	0	.613
6.	Fran Tarkenton	124	109	6	.531
7.	Johnny Unitas	119	64	4	.647
8.	Joe Montana	117	47	0	.713
9.	Drew Brees	111	78	0	.587
10.	Terry Bradshaw	107	51	0	.677
11.	Warren Moon	102	101	0	.510

BRADY ONE OF SEVEN

NFL RECORD FOR MOST PASSING YARDS PER GAME

PLAYER	TEAM	YARDS/GAME
Drew Brees	SD/NO	275.7
Peyton Manning	IND/DEN	271.5
Kurt Warner	STL/ARI	260.8
Aaron Rodgers	GB	256.2
Tom Brady	NE	254.2
Dan Marino	Miami	253.6
Matt Ryan	ATL	253.2



TOM BRADY

NEWS & NOTES

THREE 35-TD SEASONS

Brady is one of four NFL players to have at least 35 touchdown passes in three different seasons.

QBS WITH THE MOST 35+ PASSING TOUCHDOWNS IN NFL HISTORY

PLAYER	35+ TD SEASONS
Tom Brady	3 (50 in 2007, 36 in 2010 and 39 in 2011)
Brett Favre	3 (38 in 1995, 39 in 1996 and 35 in 1997)
Peyton Manning	3 (49 in 2004, 37 in 2012 and 55 in 2013)
Drew Brees	3 (46 in 2011, 43 in 2012 and 39 in 2013)

ECLIPSING 3K

Brady (4,343) reached 3,000 passing yards for the 11th time in his career in 2013 to become one of just six players with at least 11 3,000-yard seasons.

NFL RECORD FOR MOST 3,000-YARD SEASONS

18	Brett Favre
15	Peyton Manning
13	Dan Marino
12	John Elway
11	Tom Brady
11	Drew Brees

SIXTH 4,000-YARD SEASON

Brady finished the 2013 season with 4,343 passing yards, marking the sixth time in his career that he has reached 4,000 passing yards.

ALL-TIME 4,000 YARD PASSING SEASONS

13	Peyton Manning
8	Drew Brees
6	Tom Brady
6	Dan Marino
6	Brett Favre
5	Philip Rivers
4	Warren Moon
4	Tony Romo
4	Aaron Rodgers

19 CAREER 4-TD GAMES

Brady has thrown four or more touchdowns in a game 20 times with 16 four-touchdown games, two five-touchdown games and two six-touchdown games.

MOST GAMES WITH 4+ TOUCHDOWN PASSES

PLAYER	4+ TD GAMES
1. Peyton Manning	32
2. Drew Brees	25
3. Brett Favre	23
4. Dan Marino	21
5. Tom Brady	20
6. Johnny Unitas	17

MOST GAMES WITH 4+ TDS AND NO INTERCEPTIONS

PLAYER	GAMES
1. Drew Brees	17
2. Tom Brady	16
2. Peyton Manning	16
4. Brett Favre	12

SIX FOR SIX-PLUS

Brady has thrown six touchdowns in a game two times and is one of five NFL players to have thrown at least six touchdowns in a game two times. Brady threw six touchdowns at Miami (10/21/07) and vs. Tennessee (10/18/09).

NFL PLAYERS WITH AT LEAST TWO 6+TD GAMES

PLAYER	6+ TD GAMES
Peyton Manning	3 (2 6 TD games and 1 7 TD Game)
George Blanda	2 games with 7 touchdowns
Y.A. Tittle	2 (1 game with 7 and 1 with 6 TDs)
Tom Brady	2 games with 6 touchdowns
Charley Johnson	2 games with 6 touchdowns



50,000 YARDS

Tom Brady (50,593) became the sixth NFL quarterback to reach 50,000 passing yards in the win vs. Cincinnati on Oct. 5, 2014.

Player	Passing yards
1. Brett Favre	71,838
2. Peyton Manning	66,494
3. Dan Marino	61,361
4. Drew Brees	52,655
5. John Elway	51,475
6. Tom Brady	50,593
7. Warren Moon	49,325
8. Fran Tarkenton	47,003
9. Vinny Testaverde	46,233
10. Drew Bledsoe	44,611

FRANCHISE LEADING PASSER

PATRIOTS ALL-TIME LEADING PASSERS

PLAYER	YEARS	ATT	COMP	YARDS
Tom Brady	2000-14	6,795	4,309	50,593
Drew Bledsoe	1993-01	4,518	2,544	29,657
Steve Grogan	1975-90	3,593	1,879	26,886

MOST CAREER TOUCHDOWN PASSES

Brady needs one more TD to become the fifth player with at least 370 tds..

MOST CAREER TOUCHDOWN PASSES

(regular season only) Bold indicates active players

RANK	NAME	TOUCHDOWNS
1.	Brett Favre	508
2.	Peyton Manning	506
3.	Dan Marino	420
4.	Drew Brees	372
5.	Tom Brady	369
6.	Fran Tarkenton	342
7.	John Elway	300
8.	Warren Moon	291
9.	Johnny Unitas	290
10.	Vinny Testaverde	275



TOM BRADY

NEWS & NOTES

BRADY RACKS UP PASSING YARDS

Brady has 60 NFL games with 300 or more yards passing and the Patriots are 49-11 in those games. He is one of five players with 60 300-yard games.

NFL QUARTERBACK 300-YARD GAMES (*ACTIVE)

PLAYER 300-YARD GAMES

Peyton Manning*	86
Drew Brees*	81
Dan Marino	63
Brett Favre	62
Tom Brady*	60
Kurt Warner	52
Dan Fouts	51
Warren Moon	49
Tony Romo*	45

Brady had a career-best 11 300-yard games in the 2011 season, tied for third in NFL history behind Drew Brees (13 in 2011) and Peyton Manning (12 in 2013).

TOM BRADY'S RECORD AS A STARTER

	REG. SEASON	PLAYOFFS	TOTAL
Overall	152-45	18-8	170-53
Home:	85-13	12-3	97-16
Road:	67-32	6-5*	73-37

By Yardage Total

Less than 200:	34-14	4-1	38-15
200-299:	69-20	10-5	79-25
300 or more:	49-11	4-2	53-13

Other Records

On Artificial Turf:	89-13	8-5	97-18
Temp Below 40:	32-4	10-2	42-6
Thanksgiving or later:	58-11	18-8	76-19
Leading at Halftime:	116-14	13-4	129-18
Leading after 3 Qtrs:	125-8	12-3	137-11
Overtime:	9-2	1-0	10-2
Passer rating >100.0:	86-5	8-0	94-5

*Includes five Super Bowls at neutral sites

TOP QB HOME STARTING RECORDS (MIN. 50 STARTS) SINCE 1970 MERGER (INCLUDES POSTSEASON)

PLAYER	TEAM(S)	W	L	T	PCT.
Tom Brady	NE	97	16	0	.858
Terry Bradshaw	PIT	75	14	0	.843
John Elway	DEN	104	25	0	.806

35 GAME-WINNING DRIVES

Brady has 35 game-winning drives in the fourth quarter or overtime in the regular season.

MOST GAME WINNING DRIVES IN THE FOURTH QUARTER OR OVERTIME (Regular Season)

PLAYER	TEAMS	4TH QTR GAME-WINNING DRIVES
1. Peyton Manning	IND/DEN	50
2. Dan Marino	Miami	47
3. Brett Favre	GB/NYJ/MIN	43
4. John Elway	Denver	40
5t. Tom Brady	New England	35
5t. Warren Moon	HOU/MIN/SEA/KC	35

BRADY'S COMEBACKS

Brady has engineered 43 career game-winning performances to lead his team to a victory from a fourth-quarter deficit or tie, including five times in 2013.

DATE	OPP.	TIME REMAINING		PASSING STATISTICS						
		SCORE	IN REG.	ATT	CMP	YDS	TD	INT	FINAL	
12/08/13	CLE	3-19	15:00	20	16	142	2	0	27-26	
12/01/13	at HOU	21-24	15:00	12	8	87	0	0	34-31	
11/24/13	DEN	21-24	15:00	19	12	100	1	0	(ot) 34-31	
10/13/13	NO	23-27	1:13	5	7	70	1	0	30-27	
09/08/13	at BUF	20-21	4:31	7	7	36	0	0	23-21	
10/21/12	NYJ	23-26	1:37	9	13	95	0	0	(ot) 29-26	
09/30/12	at BUF	21-21	15:00	7	4	78	2	0	52-28	
01/22/12	BAL*	16-20	15:00	6	3	20	0	1	23-20	
12/24/11	MIA	17-17	15:00	11	8	120	0	0	27-24	
10/16/11	DAL	13-16	5:13	9	11	87	1	0	20-16	
12/19/10	GB	21-27	13:49	6	5	82	1	0	31-27	
11/25/10	at DET	24-24	15:00	5	5	86	2	0	45-24	
10/17/10	BAL	10-20	14:53	24	16	156	1	1	(ot) 23-20	
09/14/09	BUF	13-24	5:32	13	11	112	2	0	25-24	
12/29/07	at NYG	23-28	15:00	12	8	130	1	0	38-35	
12/03/07	at BAL	17-24	14:25	17	7	113	1	0	27-24	
11/25/07	PHI	24-28	15:00	16	11	109	0	0	31-28	
11/04/07	at IND	10-20	9:42	10	8	144	2	0	24-20	
01/14/07	at SD*	13-21	8:35	14	9	122	1	1	24-21	
12/03/06	DET	13-21	13:07	15	14	101	0	0	28-21	
11/26/06	CHI	10-10	14:46	7	6	98	1	0	17-13	
09/10/06	BUF	14-17	15:00	6	3	58	0	1	19-17	
11/13/05	at MIA	15-16	2:53	2	2	76	1	0	23-16	
10/30/05	BUF	7-16	10:07	4	4	69	0	0	21-16	
10/09/05	at ATL	28-28	3:52	2	2	17	0	0	31-28	
09/25/05	at PIT	10-13	14:19	12	12	167	0	0	23-20	
02/06/05	PHI**	14-14	15:00	4	2	33	0	0	24-21	
10/03/04	at BUF	17-17	15:00	4	2	8	1	0	31-17	
02/01/04	CAR**	29-29	1:08	5	4	47	0	0	32-29	
01/10/04	TEN*	14-14	15:00	11	6	27	0	0	17-14	
11/30/03	at IND	31-31	10:21	6	3	31	1	0	38-34	
11/23/03	at HST	13-20	3:11	14	10	133	1	0	(ot) 23-20	
11/03/03	at DEN	23-26	2:51	4	5	58	1	0	30-26	
10/19/03	at MIA	13-13	15:00	10	7	147	1	0	(ot) 19-13	
10/05/03	TEN	24-27	4:40	1	1	15	0	0	38-30	
12/29/02	MIA	13-24	4:59	13	8	69	1	0	(ot) 27-24	
11/10/02	at CHI	19-30	5:16	14	9	116	2	0	33-30	
09/22/02	KC	38-38	0:00	5	4	46	0	0	(ot) 41-38	
02/03/02	STL**	17-17	1:21	8	5	53	0	0	20-17	
01/19/02	OAK*	3-13	15:00	27	20	138	0	0	(ot) 16-13	
12/16/01	at BUF	6-9	5:57	13	9	116	0	0	(ot) 12-9	
12/02/01	at NYJ	14-16	15:00	7	6	56	0	0	17-16	
10/14/01	SD	16-26	8:48	18	13	130	1	0	(ot) 29-26	

^Statistics are from the time noted until the end of the game * Divisional Playoffs ** Super Bowl

BRADY IN POSTSEASON

NFL ALL-TIME LEADERS/PLAYOFF VICTORIES AS STARTING QUARTERBACK

PLAYER	TEAM(S)	PLAYOFF WINS
Tom Brady	New England	18
Joe Montana	S.F./K.C.	16
Terry Bradshaw	Pittsburgh	14
John Elway	Denver	14
Brett Favre	GB/MIN	13

QB'S WITH 3 OR MORE SUPER BOWL VICTORIES

PLAYER	TEAM(S)	WINS
Terry Bradshaw	PIT	4
Joe Montana	SF	4
Troy Aikman	DAL	3
Tom Brady	NE	3

PLAYERS WITH MULTIPLE SUPER BOWL MVP AWARDS

PLAYER	TEAM(S)	MVP'S
Joe Montana	SF	3
Terry Bradshaw	PIT	2
Tom Brady	NE	2
Bart Starr	GB	2
Eli Manning	NYG	2



TOM BRADY

NEWS & NOTES

LATE GAME WINNER

Brady now has six career games in which he threw a game-winning touchdown pass in the final minute of the game to turn a Patriots deficit into a Patriots win.

11/10/02 at Chicago* W 33-30

The Patriots trailed 30-25 when Brady threw a 20-yard touchdown to David Patten with 21 seconds left to give the Patriots a 33-30 win.

*-Champaign, Ill.

11/3/03 at Denver W 30-26

The Patriots trailed 26-23 when Brady threw an 18-yard touchdown to David Givens with 30 seconds left to give the Patriots a 30-26 win.

12/3/07 at Baltimore W 27-24

The Patriots trailed 24-20 when Brady threw an 8-yard touchdown to Jabar Gaffney with 44 seconds left to give the Patriots a 27-24 win.

10/16/11 vs. Dallas W 20-16

The Patriots trailed 16-13 when Brady threw an 8-yard touchdown pass to Aaron Hernandez with 22 seconds left to give the Patriots a 20-16 win.

10/13/13 vs. New Orleans W 30-27

The Patriots trailed 27-23 when Brady threw a 17-yard touchdown pass to Kenbrell Thompson with five seconds left to give the Patriots a 30-27 win.

12/08/13 vs. Cleveland W 27-26

The Patriots trailed 26-21 when Brady threw a 1-yard touchdown pass to Danny Amendola with 31 seconds left to give the Patriots a 27-26 win.

RECORD TITLE HOLDER

Tom Brady earned his NFL record 11th division championship in 2013.

QUARTERBACK CAREER DIVISION TITLES

Tom Brady	11
Peyton Manning	10
Joe Montana	9

12-WIN SEASONS

Since entering the NFL in 2000, Tom Brady's teams have reached 12 regular-season wins in eight different seasons, second all-time, behind Peyton Manning.

STARTING QB'S WITH THE MOST 12-WIN REGULAR SEASONS IN NFL HISTORY

PLAYER SEASONS

Peyton Manning	10
Tom Brady	8
Brett Favre	6
John Elway	4
Jim Kelly	4

BRADY REACHES 50K

Tom Brady became the sixth NFL quarterback to reach 50,000 passing yards in the win vs. Cincinnati on Oct. 5, 2014.

PLAYER PASSING YARDS

1. Brett Favre	71,838
2. Peyton Manning	66,494
3. Dan Marino	61,361
4. Drew Brees	52,655
5. John Elway	51,475
6. Tom Brady	50,593
7. Warren Moon	49,325
8. Fran Tarkenton	47,003
9. Vinny Testaverde	46,233
10. Drew Bledsoe	44,611

SIXTH TO REACH 4,000 COMPLETIONS

Tom Brady (4,309) is one of six players in NFL history to reach 4,000 completions.

MOST PASS COMPLETIONS IN NFL HISTORY

1. Brett Favre	6,300
2. Peyton Manning	5,659
3. Dan Marino	4,967
4. Drew Brees	4,631
5. Tom Brady	4,309
6. John Elway	4,123
7. Warren Moon	3,988

THIRD FASTEST TO 4,000 COMPLETIONS

Tom Brady has now completed 4,309 passes over his career in the regular season, becoming just the sixth player (third fastest) in NFL history to achieve the feat.

GAMES PLAYED TO 4,000 CAREER COMPLETIONS

Drew Brees	169
Peyton Manning	183
Tom Brady	187
Dan Marino	193
Brett Favre	196
John Elway	227

BRADY HAS SIXTH-BEST QB RATING

PLAYER	YEARS	TEAM	RATING
Aaron Rodgers	2005-14	Green Bay	105.4
Peyton Manning	1998-14	IND/DEN	97.5
Philip Rivers	2004-14	San Diego	97.0
Steve Young	1985-99	TB/SF	96.8
Tony Romo	2004-14	Dallas	96.0
Tom Brady	2000-14	Patriots	95.7

MOST TD THROWS COACH/QB TANDEM

Tom Brady has thrown 369 career touchdowns under head coach Bill Belichick, the most touchdowns among any head coach/starting quarterback tandem.

MOST TDS/QB TANDEMS
(Regular Season Only)

Quarterback/Head Coach	Team	Touchdowns
Tom Brady/Bill Belichick	NE	369
Dan Marino/Don Shula	MIA	352
Drew Brees/Sean Payton	NO	249
Len Dawson/Hank Stram	KC	232

BRADY UNBEATEN VS. 8 TEAMS

Tom Brady improved to a 4-0 record against the Vikings (09/14/14) and is undefeated against eight NFL teams: Minnesota (4-0), Atlanta (4-0), Chicago (3-0), Dallas (3-0), Detroit (3-0), Jacksonville (4-0), Philadelphia (3-0) and Tampa Bay (3-0).



TOM BRADY

NEWS & NOTES

WINNINGEST COACH/QB TANDEM

Bill Belichick and Tom Brady have the best winning percentage among a head coach/starting quarterback tandem since the 1970 merger. The tandem's 152 wins are the most wins by any coach-QB tandem since the 1970 AFL-NFL merger.

WINNINGEST COACH/QB TANDEM SINCE 1970

(Regular Season Only - by winning percentage)

Quarterback/Head Coach	Team	W	L	T	Pct.
Tom Brady/Bill Belichick	NE	152	45	0	.772
Ken Stabler/John Madden	OAK	60	19	1	.756
Jim McMahon/Mike Ditka	CHI	46	15	0	.754
Peyton Manning/Tony Dungy	IND	73	24	0	.753

WINNINGEST COACH/QB TANDEM SINCE 1970

(Regular Season Only - by victories)

Quarterback/Head Coach	Team	W	L	T	Pct.
Tom Brady/Bill Belichick	NE	152	45	0	.772
Dan Marino/Don Shula	MIA	116	68	0	.630
Terry Bradshaw/Chuck Noll	PIT	107	51	0	.601

MOST STARTS UNDER ONE HC

Tom Brady made his 185th career start at Carolina on Nov. 18, 2013, all under Bill Belichick. It is the most starts by a quarterback under one head coach in NFL history. Brady surpassed Dan Marino, who had 184 career starts under head coach Don Shula. Brady now has 197 career starts under Belichick.

NFL RECORD FOR ATTEMPTS BETWEEN INTS

Tom Brady attempted 358 consecutive regular season passes without an interception, a streak spanning from Oct. 17, 2010-Sept. 1, 2011. Brady eclipsed Bernie Kosar's record of 308 pass attempts on Dec. 26, 2010 at Buffalo.

MOST CONSECUTIVE PASS ATTEMPTS WITHOUT AN INTERCEPTION

358	Tom Brady (Patriots)	2010-11
308	Bernie Kosar (Cleveland)	1990-91
294	Bart Starr (Green Bay)	1964-65
279	Jeff George (IND/ATL)	1993-94
277	Rich Gannon (Oakland)	2001
271	Jason Campbell (Washington)	2007-08

10 GAMES WITH 300 YARDS, 4 TDS & 0 INTS

Tom Brady had his 11th NFL game with 300 yards, four touchdowns and no interceptions at Buffalo (10/12/14), second in NFL history to the 15 such games by Drew Brees.

SECOND IN DISTINCT HONOR

Tom Brady was named AFC Offensive Player of the Week by the National Football League for his performance in the Patriots' come-from-behind 34-31 overtime victory vs. Denver on Nov. 24, 2013. It is the 24th time in Brady's career that he has received the AFC Offensive Player of the Week honor.

CAREER PLAYER OF THE WEEK AWARDS

Player	Career	Team	POW Awards
Peyton Manning	1998-present	Colts/Broncos	26
Tom Brady	2000-present	Patriots	24
Dan Marino	1983-1999	Dolphins	18
Brett Favre	1991-2010	Packers, Jets, Vikings	16
John Elway	1983-1998	Broncos	15

BRADY SHINES ON MONDAY NIGHT

Brady has thrown 43 touchdown passes on Monday Night Football, the third-most in NFL history.

CAREER TOUCHDOWN PASSES ON MONDAY NIGHT FOOTBALL

Player	TD Passes on MNF	Games
Dan Marino	74	38
Brett Favre	69	38
Tom Brady	43	19
Steve Young	42	25
Peyton Manning	36	17
Joe Montana	36	20

THREE TD; NO INT.

Tom Brady is second in NFL history with 39 games with three or more touchdowns and no interceptions. The Patriots are 38-1 (.974) in such games.

PLAYER MOST GAMES WITH 3+ TD PASSES AND 0 INT.

Peyton Manning	48
Tom Brady	39
Brett Favre	36
Drew Brees	32
Aaron Rodgers	26

GREAT WHEN IT'S LATE

Tom Brady has the best record among any starting quarterback in the final four games of the regular season since the 1970 merger.

QUARTERBACK W-L RECORD WIN PCT.

Tom Brady	43-9	.827
Philip Rivers	30-6	.833
Roger Staubach	24-6	.800
Joe Montana	35-12	.745
Steve McNair	28-10	.737

APPROACHING ANOTHER RECORD

Tom Brady played has played in 199 NFL games for the Patriots and is now third all-time in most games played as a Patriots player.

Player Games Played

Bruce Armstrong	212
Julius Adams	206
Tom Brady	199

MANNING ON BRADY

Peyton Manning on Tom Brady

"I think the one thing that jumps out about Tom is just his consistency. I feel like he's been a better player each year than he was the year before, and that, to me speaks to his work ethic in the offseason, his refusal to be complacent or satisfied. He always feels like he can step his game up one level higher, which in some if the seasons he's had you say, 'How can you get better than that?' But I think he has done that."



TOM BRADY

NEWS & NOTES

BRADY SEASON NOTES

BRADY GOES LONG

2013 marked Tom Brady's third straight 4,000-yard season and the sixth of his career. Brady owns six of the eight 4,000-yard passing seasons in Patriots history.

PATRIOTS TOP PASSING YARDS/SEASON

YARDS	PLAYER	YEAR
5,235	Tom Brady	2011
4,827	Tom Brady	2012
4,806	Tom Brady	2007
4,555	Drew Bledsoe	1994
4,398	Tom Brady	2009
4,343	Tom Brady	2013
4,110	Tom Brady	2005
4,086	Drew Bledsoe	1996

BRADY GAME NOTES

BRADY THROWS FOR THIRD-HIGHEST TOTAL

Tom Brady threw for 432 yards vs. Pittsburgh (11/03/13), marking the fifth time in Brady's career that he has eclipsed the 400-yard mark, the third-highest single-game mark of his career.

MOST PASSING YARDS IN A GAME IN PATRIOTS HISTORY

Player	Date	Opp	Att	Cmp	Yds	TD	Int
Tom Brady	9/12/11	MIA	48	32	517	4	1
Tom Brady	12/16/12	SF	65	36	443	1	2
Tom Brady	11/03/13	PITT	33	23	432	4	0
Drew Bledsoe	11/13/94	MIN	70	45	426	3	0
Drew Bledsoe	11/23/98	MIA	54	28	423	2	2
Tom Brady	9/18/11	SD	40	31	423	3	0

300 IN A HALF

Brady had his fourth 300-yard half and his third 300-yard second half after throwing for 323 yards in the second half vs. Cleveland on Dec. 8, 2013.

YARDS	GAME	HALF
367	vs. San Francisco (12-16-12)	2nd half
345	vs. Tennessee (10-18-09)	1st half
323	vs. Cleveland (12-08-13)	2nd half
306	at Miami (9-12-11)	2nd half

THE BRADY SIX

Tom Brady was the seventh quarterback selected in the 2000 NFL Draft

QUARTERBACKS TAKEN IN THE 2000 NFL DRAFT

Rd	Pick	Player	Taken By
1	18	Chad Pennington	NY Jets
3	65	Giovanni Carmazzi	San Francisco
3	75	Chris Redman	Baltimore
5	163	Tee Martin	Pittsburgh
6	168	Marc Bulger	New Orleans
6	183	Spergon Wynn	Cleveland
6	199	Tom Brady	New England

BRADY HANGS 50

Brady and the Patriots knocked off Pittsburgh, 55-31 on Nov. 3, 2013, the sixth time that New England scored at least 50 points in a game started by Brady, tying Pro Football Hall of Famer Len Dawson.

Date	Opponent	Score
10/28/07	vs. Washington	52-7
11/18/07	at Buffalo	56-10
10/18/09	vs. Tennessee	59-0
9/30/12	at Buffalo	52-28
11/18/12	vs. Indianapolis	59-24
11/03/13	vs. Pittsburgh	55-31

50-YARD DOUBLE DOWN

Brady has thrown at least two 50-yard passes in the same game eight times in his career. His career best came in 2009 with three 50-yard strikes in one game.

BRADY'S GAMES WITH AT LEAST TWO 50-YARD PASSES

10/9/05 @ Atlanta

-55t (3Q) Bethel Johnson
-51 (1Q) Deion Branch

1/14/06 @ Denver *AFC Divisional Playoff Round

-73 (4Q) Deion Branch
-51 (2Q) Andre' Davis

12/31/06 @ Tennessee

-62t (3Q) Reche Caldwell
-52 (1Q) Corey Dillon

12/9/07 vs. Pittsburgh

-63t (2Q) Randy Moss
-56t (3Q) Jabar Gaffney >Flea-flicker w/R. Moss

11/15/09 @ Indianapolis

-63t (2Q) Randy Moss
-55 (1Q) Randy Moss

12/06/09 @ Miami

-58t (1Q) Randy Moss
-58 (2Q) Wes Welker
-81t (3Q) Sam Aiken

11/22/12 @ NY Jets

-83t (2Q) Shane Vereen
-56t (2Q) Julian Edelman

11/03/13 vs. Pittsburgh

-57 (2Q) Danny Amendola
-81t(4Q) Aaron Dobson



PATRIOTS OFFENSIVE NOTES

WR DANNY AMENDOLA

WEARING TROY BROWN'S #80 JERSEY

When Danny Amendola joined the Patriots in the 2013 offseason, he was assigned jersey #80, the same number worn by Patriots' Hall of Famer Troy Brown, who finished his career as the team's all-time leading receiver and is punt returner.

Said Amendola on wearing Brown's jersey #80: "I talked to [Troy Brown] a little bit before I came here. I told him he's one of the greatest ever, and it's an honor to wear No. 80. I'm going to try to represent it the best I can."

RB BRANDON BOLDEN

BETTER THAN AVERAGE

RB Brandon Bolden's 8.6-yard average at Buffalo (9/30/12) is tied for the third highest ever in a single game for the Patriots among running backs with at least 15 rushing attempts. Bolden earned the FedEx Ground Player of the Week for his performance.

HIGHEST RUSHING AVERAGE/SINGLE GAME (MIN. 15 RUSHING ATTEMPTS)

Player	Average
Curtis Martin	9.6 (17-164 vs. Washington, Oct. 13, 1996)
Tony Collins	9.2 (23-212 vs. N.Y. Jets, Sept. 18, 1983)
Sammy Morris	8.6 (16-138 vs. Denver, Oct. 20, 2008)
Jim Nance	8.6 (17-146 at Houston, Dec. 11, 1966)
Brandon Bolden	8.6 (16-137 at Buffalo, Sept. 30, 2012)
Stevan Ridley	8.5 (15-127 at St. Louis, Oct. 28, 2012)

FOOTBALL FAMILY TRADITION

Bolden's grandfather, Frank Pitts, played 10 years in the NFL (1965-74) as a receiver for Kansas City, Cleveland and Oakland. He was with Kansas City for two Super Bowls, losing Super Bowl I and winning Super Bowl IV. Said Bolden about his grandfather, "I remember being 6 years old, him popping in a highlight film of Super Bowl I and IV. I've seen that tape at least 500 times."

OL DAN CONNOLLY

CONNOLLY SETS NFL RECORD

Dan Connolly was named AFC Special Teams Player of the Week after he returned a kickoff 71 yards to the 4-yard line in the second quarter of the Patriots win vs. Green Bay (12/19/10). According to the Elias Sports Bureau, it is the longest kickoff return by an offensive lineman in NFL history. The run by Connolly topped the 48-yard touchdown return by Atlanta's Mal Snyder in 1969. Previously, the longest kickoff return for a Patriots offensive lineman was a 27-yard return by G Stephen Neal vs. Pittsburgh (11/30/08). Connolly's previous best was a 16-yard return vs. Miami (11/8/09).

RB JAMES DEVELIN

IVY LEAGUE JOURNEY

An Ivy League defensive lineman standout at Brown, James Develin graduated in 2010 with a degree in chemical engineering and began lining up interviews with companies he felt might be best suited for the technical skills. However, Develin wanted to give football one last shot, and play in the NFL.

"Football is something that is not around your entire life," Develin told *The Boston Globe*. "I knew if I didn't give it my best shot to play football as a career, that I'd always regret it." Develin made the most of his opportunity by switching positions to fullback. Following stints in the Arena Football League and the now defunct United Football League, Develin caught on with the Cincinnati Bengals practice squad and eventually worked his way to the Patriots 53-man roster full-time in 2013.

WR JULIAN EDELMAN

RECORD RETURNER

WR Julian Edelman set a franchise record with a 94-yard punt return touchdown vs. Miami (1/2/11). The previous longest punt return was an 89-yard touchdown return by Mike Haynes vs. Buffalo (11/7/76). Edelman returned his second career punt for a touchdown vs. Kansas City (11/21/11) with a 72-yard return. He was named AFC Special Teams Player of the Week for his efforts. He scored his third punt return for a touchdown with a 68-yarder vs. Indianapolis (11/18/12) to tie a franchise record.

Most Punt Return Touchdowns/Patriots Career

3 Julian Edelman

3 Troy Brown
3 Irving Fryar
2 Mike Haynes



NOT YOUR AVERAGE RETURNER

Edelman has returned 122 punts for 1,439 yards during his career and is second in team history with an 11.8 average.

HIGHEST PUNT RETURN AVERAGE, PATRIOTS CAREER (20 Returns)

Player	Punt Rt Avg.	Year
Mack Herron	12.0	1973-75 (74-888)
Julian Edelman	11.8	2009-14 (122-1,439)
Carl Garrett	11.3	1969-72 (43-487)
Wes Welker	10.4	2007-12 (114-1,185)

HIGHEST PUNT RETURN AVERAGE IN THE NFL (75 Returns)

Player	Punt Rt Avg.	Year
George McAfee (Chicago)	12.8 (112-1,431)	(1940-41, 1945-1950)
Jack Christiansen (Detroit)	12.8 (85-1,084)	(1951-58)
Claude Gibson (SD/OAK)	12.6 (110-1,381)	(1961-65)
Devin Hester (Chicago/Atlanta)	12.3 (274-3,366)	(2006-present)
Bill Dudley (PITT/DEN/WAS)	12.2 (124-1,515)	(1942-53)
Rick Upchurch (DEN)	12.1 (248-3,008)	(1975-83)
Desmond Howard (WAS/JAC/GB/OAK/DET)	11.9 (244-2,895)	(1992-2002)
Julian Edelman (NE)	12.0 (119-1,427)	(2009-present)
Billy Johnson (HOU/ATL/WAS)	11.8 (282-3,317)	(1974-88)



PATRIOTS OFFENSIVE NOTES

ANOTHER TEAM RECORD

Edelman had a 47-yard run in the fourth quarter vs. Indianapolis (11/18/12). It is the longest run ever by a Patriots receiver, topping Troy Brown's 35-yard run vs. Tampa Bay on (9/3/00).

FROM STANDOUT QB TO WR

Edelman began his college football career with a year at the College of San Mateo (Calif.) before transferring to Kent State where as a senior he completed 56 percent of his passes (153 of 275 passes for 1,820 yards) with 13 touchdowns. He was also the leading rusher, gaining 1,551 yards on 215 attempts (an average of 7.5 yards per carry) and scoring 13 touchdowns. His offensive numbers broke Kent State's single-season record for total offense set by Joshua Cribbs in 2003. Said head coach Bill Belichick on the versatility of Edelman: "He played the quarterback position in college at Kent State and all the positions really that he's played in the NFL – covering kicks, returning kicks, slot receiver, outside receiver, slot defender – he didn't do any of those things in college. I think that really speaks to his versatility and how much he's grown as a player and how many things he's learned how to do that he really didn't have much experience with in college. I'd say that's pretty unusual, especially to be as competent in them as he is."

RETURNS PILING UP

Julian Edelman is in fourth place in team history with 122 punt returns.

MOST PUNT RETURNS IN PATRIOTS HISTORY

Player	Punt Returns
1. Troy Brown	252
2. Irving Fryar	206
3. David Meggett	142
4. Julian Edelman	122
5. Wes Welker	114
6. Mike Haynes	111

Edelman is in third place in team history with 1,439 punt return yards.

MOST PUNT RETURN YARDS IN PATRIOTS HISTORY

Player	Punt Return Yards
1. Troy Brown	2,625
2. Irving Fryar	2,055
3. Julian Edelman	1,439
3. David Meggett	1,438
5. Wes Welker	1,185

BEST PUNT RETURN AVERAGE IN A SEASON

Edelman has the two best punt return averages in a single season in New England history. In 2010, Edelman led the AFC and finished second in the NFL with a 15.3 punt return average. Chicago's Devin Hester led the NFL with a 17.1-yard average.

PATRIOTS BEST PUNT RETURN AVERAGE/SEASON (MIN. 15 RETURNS)

PLAYER	PR AVG.	YEAR
Julian Edelman	15.5	2012
Julian Edelman	15.3	2010
Mack Herron	14.8	1974
Troy Brown	14.2	2001

EDELMAN TAKES HIS FATHER'S ADVICE

If there is one thing Julian Edelman has never lacked, it's athletic ability. A dual-threat quarterback at Kent State and former baseball standout in high school, Edelman once wowed Toronto Blue Jays players with his impressive footwork while fielding ground balls in an appearance at batting practice in 2011.

This natural ability may have been overlooked by NFL scouts, who let him fall to the Patriots in the seventh round of the 2009 NFL Draft. Edelman remains focused on the lessons his father, Frank Edelman, taught him at a young age. "I'm still constantly trying to learn," Edelman told the *Boston Herald*. "My dad always put it in my head, when you're green, you're growing, when you're ripe, you're lost. When you're done learning, you're done."

EDELMAN ECLIPSES 1,000-YARDS

Edelman finished the 2013 season with 1,056 receiving yards to become the 10th Patriots player to register a 1,000-yard season.

1,000-YARD RECEIVING SEASONS IN PATRIOTS HISTORY

Player	Yards	Season
Wes Welker	1,569	2011
Randy Moss	1,493	2007
Stanley Morgan	1,491	1986
Wes Welker	1,354	2012
Wes Welker	1,348	2009
Rob Gronkowski	1,327	2011
Randy Moss	1,264	2009
Troy Brown	1,199	2001
Wes Welker	1,175	2007
Ben Coates	1,174	1994
Wes Welker	1,165	2008
Terry Glenn	1,147	1999
Terry Glenn	1,132	1996
Julian Edelman	1,056	2013
Stanley Morgan	1,029	1981
Irving Fryar	1,014	1991
Harold Jackson	1,013	1979
Randy Moss	1,008	2008
Stanley Morgan	1,002	1979

EDELMAN HITS THE CENTURY MARK

Edelman finished the 2013 season fourth in the NFL with 105 receptions to join Wes Welker (2007-09, 11-12) and Troy Brown (2001) as the only Patriots to reach 100 receptions in a season. Edelman averaged 6.4 receptions per game in 2013.

PATRIOTS PLAYERS WITH 100 RECEPTIONS

Player	Receptions	Season
Wes Welker	123	2009
Wes Welker	122	2011
Wes Welker	118	2012
Wes Welker	112	2007
Wes Welker	111	2008
Julian Edelman	105	2013
Troy Brown	101	2001



PATRIOTS OFFENSIVE NOTES

QB JIMMY GARAPPOLO


GAROPPOLO FIRSTS

Jimmy Garoppolo saw his first game action and engineered a 7-play, 81-yard drive that included a 37-yard pass to WR Brandon LaFell before he culminated the drive with a 13-yard touchdown pass to TE Rob Gronkowski.

TE ROB GRONKOWSKI

RECEIVING YARDS RECORD

Rob Gronkowski finished the 2011 season with 1,327 receiving yards, surpassing San Diego's Kellen Winslow's 1980 record of 1,290 receiving yards for most receiving yards in a season by a tight end.



MOST RECEIVING YARDS BY TIGHT END IN THE NFL

Player	Yards	Year
Rob Gronkowski	1,327	2011
Jimmy Graham (NO)	1,310	2011
Kellen Winslow (SD)	1,290	1980
Tony Gonzalez (KC)	1,258	2004
Todd Christensen (Raiders)	1,247	1983
Jimmy Graham (NO)	1,215	2013
Jackie Smith (STL)	1,205	1967
Tony Gonzalez (KC)	1,203	2000
Pete Retzlaff (PHI)	1,190	1965
Ben Coates (NE)	1,174	1994

MOST RECEIVING YARDS BY A PATRIOTS TIGHT END

Player	Yards	Year
Rob Gronkowski	1,327	2011
Ben Coates	1,174	1994
Ben Coates	915	1995
Aaron Hernandez	910	2011
Marv Cook	808	1991
Don Hasselbeck	808	1981

MOST RECEPTIONS BY A PATRIOTS TIGHT END

Player	Yards	Year
Ben Coates	96	1994
Rob Gronkowski	90	2011
Ben Coates	84	1995
Marv Cook	82	1991
Aaron Hernandez	79	2011

BRADY TO GRONK ON REPEAT

THE MOST TD CONNECTIONS BETWEEN A QB AND A TE IN NFL HISTORY

Quarterback	Tight End	Team	TD Connections
Phillip Rivers	Antonio Gates	San Diego	66
Tom Brady	Rob Gronkowski	New England	45
Drew Bledsoe	Ben Coates	New England	45
Drew Brees	Jimmy Graham	New Orleans	44
Peyton Manning	Dallas Clark	Indianapolis	44
Sonny Jurgensen	Jerry Smith	Washington	43
Dan Fouts	Kellen Winslow	San Diego	41
John Elway	Shannon Sharpe	Denver	41

GRONKOWSKI IS STREAKING

Gronkowski has caught at least one pass in all 56 regular season games that he has played in his career. The only game that Gronkowski has played in at the NFL level where he did not have at least one reception was the 2012 AFC Divisional Playoff game vs. Houston when he left the game in the first quarter with an injury.

LONGEST CURRENT STREAKS OF CONSECUTIVE GAMES WITH A RECEPTION BY TIGHT ENDS

94 Owen Daniels (Houston/Baltimore)

93 Jason Witten (Dallas)

87 Heath Miller (Pittsburgh)

56 Rob Gronkowski (New England)

TIGHT END TD RECORD

Gronkowski set an NFL record for most touchdowns by a tight end with 18 overall touchdowns in 2011 (17 receiving and 1 rushing). In addition to his 17 touchdown receptions, Gronkowski scored on a lateral in the third quarter vs. Indianapolis (12/4/11), credited as his first career rushing play.

MOST TOTAL TDs BY A TIGHT END IN A SINGLE NFL SEASON

18	Rob Gronkowski	NE	2011	(17 pass, 1 rush)
16	Jimmy Graham	NO	2013	(16 pass)
13	Vernon Davis	SF	2013	(13 pass)
13	Vernon Davis	SF	2009	(13 pass)
13	Antonio Gates	SD	2004	(13 pass)

MOST TD RECEPTIONS BY A TIGHT END IN A SINGLE NFL SEASON

17	Rob Gronkowski	NE	2011
16	Jimmy Graham	NO	2013
13	Vernon Davis	SF	2013
13	Vernon Davis	SF	2009
13	Antonio Gates	SD	2004

FIRST TIGHT END TO SCORE A RUSH TD

Gronkowski scored a 2-yard touchdown on a lateral from Tom Brady in the third quarter vs. Indianapolis (12/4/11), becoming the first tight end in Patriots history to score a rushing touchdown. Gronkowski is the first NFL tight end to score a rushing touchdown since Tennessee's Bo Scaife had a 31-yard scoring run against Baltimore on Nov. 12, 2006. He is the first tight end since the 1970 merger to have two receiving touchdowns and a rushing touchdown in the same game.



PATRIOTS OFFENSIVE NOTES

THREE STRAIGHT 10-TD SEASONS

Gronkowski had three straight 10 touchdown seasons (10 in 2010, 18 in 2011 and 11 in 2012). Gronkowski joins Randy Moss (2007, 2008 and 2009) and Corey Dillon (2004, 2005, 2006) as the only Patriots with three straight 10-plus touchdown seasons and three 10-plus touchdown seasons overall.

CONSECUTIVE 10-PLUS TD SEASONS / PATRIOTS HISTORY

3 Rob Gronkowski - 2010, 2011, 2012

3 Randy Moss - 2007, 2008, 2009

3 Corey Dillon - 2004, 2005, 2006

2 BenJarvus Green-Ellis - 2010, 2011

2 Curtis Martin - 1995, 1996

MOST 10-PLUS TOUCHDOWN SEASONS / PATRIOTS HISTORY

3 Rob Gronkowski - 2010, 2011, 2012

3 Randy Moss - 2007, 2008, 2009

3 Corey Dillon - 2004, 2005, 2006

2 BenJarvus Green-Ellis - 2010, 2011

2 Curtis Martin - 1995, 1996

2 Stanley Morgan - 1979, 1986

FASTEST TO 20 TDS

Gronkowski reached the 20-touchdown mark in just 26 career games, the fewest games among tight ends in NFL history.

TEs TO REACH 20 TD REC. IN THE FEWEST GAMES

Player	Team	Games to 20 TD catches
Rob Gronkowski	Patriots	26
Mike Ditka	Chicago	31
Kellen Winslow	San Diego	35
Antonio Gates	San Diego	37

NFL TOUCHDOWN RECORD

Gronkowski had 11 touchdowns in 2012 and is the first tight end in NFL history to have three straight 10-plus touchdown seasons.

CONSECUTIVE 10-PLUS TD SEASON BY A TE/NFL HISTORY

3 Rob Gronkowski 10 in 2010, 18 in 2011, 11 in 2012

2 Antonio Gates 13 in 2004 and 10 in 2005

SECOND ON PATRIOTS TEAM LIST

MOST RECEIVING TOUCHDOWNS BY A PATRIOTS TIGHT END

Player	TD	Years
Ben Coates	50	1991-99
Rob Gronkowski	46	2010-Present
Russ Francis	28	1975-80, 87-88
Ben Watson	20	2004-09

PATRIOTS TOUCHDOWN LIST

Rob Gronkowski is fifth in Patriots history with 47 career touchdowns and needs three more to tie Ben Coates and Randy Moss (50 each) for second all-time, behind team leader Stanley Morgan with 68 career touchdowns.

MOST CAREER TOUCHDOWNS IN PATRIOTS HISTORY

Player	Touchdowns
Stanley Morgan	68 (67 rec, 1 ret.)
Ben Coates	50 (50 rec.)
Randy Moss	50 (50 rec.)
Sam Cunningham	49 (43 rush, 6 rec.)
Rob Gronkowski	47 (46 rec, 1 rush)

MOST TD CATCHES BY A PATS TE

MOST TD CATCHES IN A SEASON BY A PATRIOTS TE

Player	Year	Rec	Yds	Avg	Lg	TD
Rob Gronkowski	2011	90	1327	14.7	52t	17
Rob Gronkowski	2010	42	546	13	28	10
Ben Coates	1996	62	682	11	84t	9

Gronkowski finished the 2011 season with 90 receptions, posting the 15th season with 90 or more receptions by a tight end.

SECOND TO ONE

Gronkowski finished the 2011 season with 18 overall touchdowns (17 receiving, 1 rushing), passing Curtis Martin (17 overall in 1996) for the second highest single-season total in Patriots history.

PATRIOTS RECORD BOOK / MOST TOUCHDOWNS IN A SEASON

Player	Season	TDs
Randy Moss	2007	23
Rob Gronkowski	2011	18
Curtis Martin	1996	17

FINDING A WAY TO SCORE

Since Rob Gronkowski entered the league in 2010, he has the highest touchdown reception percentage among players with at least 100 receptions and 15 touchdowns.

Player, Team	Rec	TD	Pct
Rob Gronkowski, New England	252	46	18.3
Eric Decker, Denver/N.Y. Jets	242	36	14.9
Vernon Davis, San Francisco	225	33	14.7

ALL-PURPOSE PLAYER

In 2011, Gronkowski became the second tight end in NFL history to rush for a touchdown, catch a touchdown, record a tackle and return a kickoff in the same season. Bo Scaife was the first to accomplish the feat in 2006 with Tennessee.



PATRIOTS OFFENSIVE NOTES

FASTEST TO 40 TOUCHDOWNS

Gronkowski scored his 40th touchdown reception on a 9-yard pass from Tom Brady at Carolina on Nov. 18, 2013 in his 47th NFL game, becoming the fastest tight end to reach 40 touchdowns.

FASTEST TO 40 TOUCHDOWNS RECEIVING/ TIGHT END

Player Games to 40 touchdown receptions

Rob Gronkowski (NE)	47 Games
Jimmy Graham (NO)	61 Games
Antonio Gates (SD)	71 Games
Jerry Smith (WAS)	76 Games
Kellen Winslow SR. (SD)	92 Games
Dallas Clark (IND)	96 Games
Tony Gonzalez (KC)	101 Games

END ZONE DOUBLE DOWN

Gronkowski's seven games with two or more touchdowns in 2011 are an NFL record for a tight end. Antonio Gates (San Diego in 2004) and Jerry Smith (Washington in 1967) each had four two-touchdown games. Gronkowski has 12 such games in his NFL career.

MOST GAMES WITH 2+ TD RECEPTIONS/SEASON

8	Randy Moss (Patriots)	2007
7	Rob Gronkowski (Patriots)	2011
7	Cris Carter (Minnesota)	1995
7	Jerry Rice (San Francisco)	1987

SECOND-MOST TDS SINCE 2010

Gronkowski's 46 touchdown receptions since the start of the 2010 season are second, behind Calvin Johnson's 47. Gronkowski's 47 overall touchdowns are tied for fourth with Calvin Johnson, behind Arian Foster (54), Marshawn Lynch (51) and Adrian Peterson (50).

MOST TOUCHDOWNS RECEPTIONS BY A TIGHT END SINCE 2010

<i>Player</i>	<i>Touchdowns</i>
Rob Gronkowski	46
Jimmy Graham	44
Vernon Davis	33
Antonio Gates	34
Tony Gonzalez	29
Jason Witten	26
Greg Olsen	25

MOST TOUCHDOWN RECEPTIONS SINCE 2010

<i>Player</i>	<i>Touchdowns</i>
Calvin Johnson	47
Rob Gronkowski	46
Jimmy Graham	44
Dez Bryant	44

GRONKOWSKI HAS 13 CAREER 100-YARD GAMES

Gronkowski registered his 13th career 100-yard game and his first of the 2014 season in the win vs. Cincinnati (10/05/14). He has the team mark for the most 100-yard games by a tight end.

MOST 100-YARD GAMES BY A PATRIOTS TIGHT END

Player 100-Yard Games

Rob Gronkowski	13
Ben Coates	9

ALL IN THE FAMILY

Gronkowski grew up playing football against his brothers in the backyard. Two of his brothers have NFL playing experience. Dan Gronkowski, finished the 2011 season with Cleveland after spending part of the season with the Patriots. He also spent time with Detroit (2009) and Denver (2010). Chris was with San Diego in 2013 after spending 2012 with Denver, 2010 with Dallas and 2011 with Indianapolis. The Gronkowskis are among 23 different sets of three brothers to have played in the NFL and join nine other families with at least three brothers in the NFL playing at the same time.

<i>Family</i>	<i>Brothers</i>	<i>Yr. in NFL at Same Time</i>
Gronkowski	Rob, Dan, Chris	2010-2011
Baldinger	Brian, Gary, Rich	1986-88, 90-92
Browner	Joey, Keith, Ross	1984-87
Olsen	Merlin, Phil, Orrin	1976
Saul	Rich, Bill, Ron	1970
Richardson	Gloster, Tom, Willie	1969
Rooney	Bill, Cobb, Joe	1924-27
Kinderdine	Hobby, Shine, Walt	1924
Nesser	Al, Frank, Fred, John, Phil, Ted	1921

IN GOOD COMPANY

In 2011, Rob Gronkowski joined Dallas Clark, Jimmy Graham, Tony Gonzalez and Todd Christiansen, as the only tight ends in NFL history with 90-plus receptions, 1,000-plus yards and 10-plus touchdown receptions in a single season.

TIGHT ENDS WITH 90-PLUS RECEPTIONS, 1000-PLUS YARDS AND 10-PLUS TOUCHDOWNS IN A SEASON

<i>Player</i>	<i>Rec.</i>	<i>Yards</i>	<i>TDs</i>	<i>Year</i>
Rob Gronkowski (NE)	90	1,327	17	2011
Jimmy Graham (NO)	99	1,310	11	2011
Dallas Clark (IND)	100	1,106	10	2009
Tony Gonzalez (KC)	96	1,058	10	2008
Todd Christensen (LAR)	92	1,247	12	1983



PATRIOTS OFFENSIVE NOTES

MOVING ON UP

Gronkowski has 46 touchdown receptions and needs four more to tie Ben Coates and Randy Moss for second all-time on the Patriots list, behind team-leader Stanley Morgan (67).

MOST PATRIOTS TOUCHDOWN RECEPTIONS/CAREER

67	Stanley Morgan
50	Ben Coates
	Randy Moss
46	Rob Gronkowski
42	Gino Cappelletti
39	Jim Colclough
38	Irving Fryar



LAFELL FINDS THE END ZONE

WR Brandon LaFell scored his first touchdown with the Patriots on a 44-yard touchdown pass from Tom Brady in the third quarter at Kansas City [09/29/14].

LAFELL HITS CENTURY MARK

LaFell finished the game against Kansas City with six receptions for 119 yards for his first 100-yard day as a Patriot and the third 100-yard day of his career.



AVERAGE AT BEST

Ridley has 649 rushing attempts for 2,817 yards for a 4.34-yard average to qualify for the team lead in rushing average.

HIGHEST AVERAGE RUSHING GAIN (CAREER) (450 ATTEMPTS)

Player	Average
Stevan Ridley	4.34, 2011-2014 (649-2,817)
Corey Dillon	4.22, 2004-06 (753-3,180)
Craig James	4.22, 1984-88 (585-2,469)
Kevin Faulk	4.17, 1999-11 (864-3,607)
Laurence Maroney	4.17, 2006-09 (582-2,430)

A NOSE FOR THE END ZONE

Since 2012, Stevan Ridley ranks fourth in the NFL and leads the AFC with 21 rushing touchdowns.

MOST RUSHING TOUCHDOWNS SINCE 2012

Player	Team	Rushing Touchdowns
Marshawn Lynch	Seattle	26
Alfred Morris	Washington	23
Adrian Peterson	Minnesota	22
Stevan Ridley	New England	21

1,000-YARD CLUB

Stevan Ridley reached 1,000 yards in 2012 to give New England its 15th 1,000-yard rushing season. He is the 12th Patriots player to reach 1,000 yards and his 1,263 yards was the fourth-most in franchise history.

PATRIOTS WITH 1,000 YARDS RUSHING IN A SEASON

Player	Yards	Year
Stevan Ridley	1,263	2012
BenJarvus Green-Ellis	1,008	2010
Corey Dillon	1,635	2004
Antowain Smith	1,157	2001
Robert Edwards	1,115	1998
Curtis Martin	1,160	1997
Curtis Martin	1,152	1996
Curtis Martin	1,487	1995
Leonard Russell	1,088	1993
John Stephens	1,168	1988
Craig James	1,227	1985
Tony Collins	1,049	1983
Sam Cunningham	1,015	1977
Jim Nance	1,216	1967
Jim Nance	1,458	1966

RIDLEY GOES LONG

Stevan Ridley had a career-best 43-yard run in the third quarter vs. Cincinnati [10/5/14]. Ridley now has a 14 career 20-yard runs, the most in Patriots history. He was tied with Antowain Smith and Corey Dillon with 13 20-yard runs.



PATRIOTS OFFENSIVE NOTES



LIKE FATHER LIKE SON

Matthew Slater is one of 10 sons of Hall of Fame members to be drafted in NFL history.

HALL OF FAME FATHERS WITH SONS DRAFTED IN THE NFL

Jackie Slater (class of 2001) – son, Matthew Slater (NE)

Bobby Bell (class of 1983) – son, Bobby Bell (NYJ)

Tony Dorsett (class of 1994) – son, Anthony Dorsett (HOU)

Bob Griese (class of 1990) – son, Brian Griese (DEN)

Russ Grimm (class of 2010) – son, Cody Grimm (TB)

Howie Long (class of 2000) – son, Chris Long (STL)

son, Kyle Long (CHI)

Bruce Matthews (class of 2007) – son, Jake Matthews (ATL)

Don Shula (class of 1997) – son, Mike Shula (TB)

Kellen Winslow (class of 1995) – son, Kellen Winslow (CLE)

ALL-STAR COMBINATION

Matthew Slater was voted to his third straight Pro Bowl in 2013. His father, Jackie Slater, went to seven Pro Bowls. The Slater family's 10 combined Pro Bowls are the second most among father-son contingents to have been voted to at least one Pro Bowl each.

MOST FATHER AND SON PRO BOWL SELECTIONS

Players	Pro Bowls
Archie (2), Peyton (13) and Eli Manning (3)	18
Jackie (7) and Matthew Slater (3)	10

SLATER'S EMERGENCE WAS SPECIAL

Bill Belichick acknowledged Matthew Slater's role as a gunner on special teams: "Matt is one of the best in the league," Belichick said. "Any time the punt return team has to double somebody, that makes it one less guy they can use somewhere else in the return. He almost always draws two guys out there unless they're in an eight-man rush. Most of the time, there's two guys out there — fourth-and-short, where they're trying to protect the box — but he draws a lot of double teams, and deservedly so. He does an outstanding job of covering punts."

ELECTED TEAM LEADER

Patriots wide receiver Matthew Slater has been named to three straight Pro Bowls (2011-13) for his special teams work, but perhaps more revealing of his value to New England is the fact that he has been elected a captain by his teammates for the fourth straight season in 2014.

The special teams ace was willing to share his advice on being a great captain with high school football players in a story published by *The Boston Globe*. "I think first and foremost, you have to be able to put others before yourself. Being a captain and leadership is about serving, and to me, that means a great deal of sacrifice — putting aside personal agendas for the greater common goal. Leadership is equated with sacrifice. I think you have to be willing to do whatever it takes for the unit to succeed. I think you need to lead by example. A lot of times, it's about what you do, not what you say."

SLATER ON BILL BELICHICK

"Guys have really bought into what we're trying to do here and believing in the goals that we've set to accomplish. We try not to acknowledge all the noise and hype surrounding ballgames. We prepare ourselves to have success by the way we work day-in and day-out on the field and in the meeting room, but it definitely starts with our leadership on this team."



2011 FIRST ROUND PICK NATE SOLDER

It only took a day for Nate Solder to decide to change from his lifelong position of tight end to tackle after playing his freshman year at Colorado as a tight end. "My coaches came to me and said, 'You'd be an all right tight end, but you'd be an even better tackle,'" he told the *Boston Globe*. "I've always wanted to be great, so that's why I moved to tackle."

He added over 30 pounds after his redshirt freshman season and was named the team's starting left tackle. He played in 2,540 of 2,542 offensive plays over the next three seasons at Colorado and became an immediate contributor on the Patriots offensive line at right tackle as a rookie before moving to left tackle.



VEREEN SETS TWO RECORDS IN ONE GAME

Shane Vereen had 12 receptions for 153 yards vs. Cleveland on Dec. 8, 2013, setting a single-game franchise record for most receptions and most receiving yards by a running back.

MOST RECEIVING YARDS BY A PATRIOTS RUNNING BACK/SINGLE GAME

Player	Game	Yards
Shane Vereen	vs. Cleveland (12/08/13)	153
Dick Christy	vs. Oakland (11/04/60)	124
Joe Johnson	vs. Houston (11/25/60)	123

MOST RECEPTIONS BY A PATRIOTS RUNNING BACK/SINGLE GAME

Player	Game	Rec.
Shane Vereen	vs. Cleveland (12/08/13)	12
Kevin Faulk	vs. Tampa Bay (09/03/00)	11
Leroy Thompson	vs. Minnesota (11/13/94)	11
Tony Collins	vs. Philadelphia (11/29/87)	11



PATRIOTS DEFENSIVE NOTES

SIXTH NFL RUNNING BACK TO POST 150 YARDS RECEIVING IN A SINGLE GAME IN THE LAST 10 SEASONS

Player	Team	Yards
Jamaal Charles (2013)	Kansas City	195
Brian Westbrook (2004)	Philadelphia	156
Jahvid Best (2010)	Detroit	154
Shane Vereen (2013)	Patriots	153
Darren Sproles (2014)	Philadelphia	152
Matt Forte (2010)	Chicago	151



RYAN WENDELL LEADS THE NFL IN PLAY SNAPS IN 2012

Ryan Wendell played a league-high 1,249 snaps in 2012 and it helped earn him a spot on the *USA Today* All-Joe team. Said Wendell: "I think first it says a lot about the organization, our training staff and our strength training coaches, that they do everything they can all season and all off-season and during the spring to keep us healthy throughout the whole season. I think it says more about them than it does about me individually."



WHAT'S IN A NUMBER?

When Arrington was first making the transition from Hofstra to the NFL in 2008, he was assigned jersey No. 42. At that point in his career, he was cut by both the Eagles and Buccaneers. When Arrington first arrived in New England as a practice squad player in 2009, he initially donned No. 27. But when No. 24 became available, a result of Jonathan Wilhite leaving in free agency after the 2010 season, Arrington pounced on it.

The reason is that it reflects how he's flipped his NFL fortunes – from a No. 42 struggling to hang on to a No. 24 who has carved out a role on a winning team. Arrington moved from 24 to 25 in an agreement with Adrian Wilson in 2013 to accommodate the veteran's desire to keep the same jersey he had worn during his 12-year NFL career.

ARRINGTON SCORES AGAIN

DB Kyle Arrington returned a Cincinnati fumble forced by Brandon Bolden on a third-quarter kickoff 9 yards for a touchdown. It marked his third career touchdown. He returned a blocked field goal 35 yards for a touchdown at Miami (10/4/10) and returned his first career interception 36 yards for a touchdown vs. Green Bay (12/19/10).



JAMIE COLLINS' JOURNEY

The road to the NFL has been anything but easy for linebacker and 2013 second-round draft pick Jamie Collins. The youngest of five siblings growing up in Meadville, Miss., Collins lost both of his parents when he was six years old and was raised by one of his sisters, who was in her mid 20s.

Collins turned to football as an outlet to help him through the tough times. "It means a lot. It's my living," Collins told *The Boston Herald*. "It kept me on track." Collins' resiliency in dealing with adversity has made a lasting impact on fellow Mississippi native Stevan Ridley, who grew up 30 miles west of Meadville in Natchez, Miss., and got to know Collins through a family friend. "What I've known about him, he really has been a strong person," Ridley told the Herald. "Anybody that's gone through the things that he's gone through and can still find a way to be successful on the football field, you have to be mentally tough. That's what he's kind of done as a teammate here. He's come in here and accepted his role and did a pretty good job as a rookie."



EASLEY REGISTERS FIRST INT

2014 first round draft pick Dominique Easley registered his first NFL interception in the fourth quarter off QB Matt Cassel at Minnesota (09/14/14). It was his first interception since high school.



PATRIOTS DEFENSIVE NOTES



WEARING BRUSCHI'S JERSEY #54

As a first round draft pick, Dont'a Hightower is used to high expectations. Hightower went to training camp with jersey #45 but was switched to jersey #54 prior to the start of his rookie year in 2012. Former LB Tedy Bruschi wore #54 for 13 seasons.

Hightower understands the importance of the number and hopes to live up to its legacy. "I definitely feel honored to be able to wear this number," Hightower said. "I've read that Tedy didn't want it to be retired and he hoped another linebacker would come in and be able to wear this number and be able to play as well. I feel honored. Tedy was a great player, and he means a lot to this organization. I'm definitely proud to be able to wear this number."

HIGHTOWER HAS A CAREER FIRST

LB Dont'a Hightower registered his first career two-sack game at Minnesota (09/14/14).



FOLLOWING IN BROTHERS' FOOTSTEPS

Chandler Jones has two brothers, Arthur, a fifth-round NFL Draft selection by the Baltimore Ravens in 2010 (currently with the Indianapolis Colts), who was a Syracuse defensive tackle, and Jon "Bones" Jones, a UFC fighter and the reigning Lightweight Champion.

RACKING UP SACKS

Chandler Jones reached a career high with 11½ sacks in 2013. He had six sacks as a rookie in 2012 and has 3 ½ sacks so far in 2014.

MOST SACKS IN THE FIRST THREE SEASONS/PATRIOTS HISTORY

Player	Seasons	Sacks
Garin Veris	1985-87	28.0 (10.0, 11.0, 7.0)
Andre Tippett	1982-84	27 (0, 8.5, 18.5)
Willie McGinest	1994-96	25 (4.5, 11, 9.5)
Chris Slade	1993-95	22.5 (9.0, 9.5, 4.0)
Chandler Jones	2012-14	21 (6.0, 11.5, 3.5)
Brent Williams	1993-95	20 (7.0, 5.0, 8.0)

JONES PILED UP SACKS IN 2013

Jones finished the 2013 season with 11½ sacks on the year. The Patriots have now had a player finish with 10 or more sacks in a season 15 times in team history.

PATRIOTS 10-PLUS SACK SEASONS

Sacks	Player	Year
12.0	Tony McGee	1977
10.0	Bobby Hamilton	1977
11.5	Tony McGee	1978
10.5	Tony McGee	1979
18.5	Andre Tippett	1984
16.5	Andre Tippett	1985
10.0	Garin Veris	1985
11.0	Garin Veris	1986
12.5	Andre Tippett	1987
11.0	Willie McGinest	1995
12.5	Mike Vrabel	2007
10.0	Tully Banta-Cain	2009
10.0	Mark Anderson	2011
10.0	Andre Carter	2011
11.5	Chandler Jones	2013

DEFENSIVE PLAYER OF THE WEEK

Chandler Jones was named AFC Defensive Player of the Week for his performance in the Patriots' 30-7 victory at Minnesota on Sept. 14, 2014. It is the first time in Jones' career that he has received an AFC Player of the Week honor. He was named AFC Defensive Player of the Month for November last season and NFL Defensive Rookie of the Month in September 2012.

Jones blocked a 48-yard field goal attempt and returned it 58 yards for a touchdown to give New England a 24-7 halftime lead. He also finished the game with eight total tackles and his fifth career two-sack game.

The last time the Patriots earned an AFC Defensive Player of the Week honor was Week 10 of the 2011 season when Andre Carter tied a team record with four sacks at N.Y. Jets (11/13/11).

JONES ACHIEVES TRIFECTA

DL Chandler Jones blocked a second-quarter Minnesota 48-yard field goal attempt, recovered the loose ball and returned it 58 yards for a touchdown. It is the fifth blocked field goal returned for a touchdown in Patriots history and the first returned for a touchdown since S Patrick Chung blocked a field goal attempt that was returned 35 yards for a touchdown by DB Kyle Arrington at Miami on Oct. 4, 2010. It is the second field goal block by Jones. He blocked a 39-yard attempt vs. Miami on Oct. 27, 2013. It is Jones' second career touchdown. He recovered an errant shotgun snap squibbed into the end zone at Baltimore on Dec. 22, 2013.



PATRIOTS DEFENSIVE NOTES

MULTIPLE SACKS FOR JONES

Jones finished with his fifth career two-sack game at Minnesota (09/14/14). He had three two-sack games in 2013.



THIRD TEAM'S A CHARM

Chris Jones had an early introduction to failure in the NFL. Taken behind 37 other defensive linemen in the 2013 NFL Draft, the defensive tackle was cut by two teams over a span of just 11 days. After selecting him in the sixth round with the 198th overall pick, the Houston Texans cut Jones on Aug. 31. Jones signed with the Tampa Bay Buccaneers on Sept. 1, but lasted only 10 days, as the Buccaneers released him on Sept. 10. Rather than be deterred by these early disappointments, however, Jones maintained a positive outlook when he signed with the Patriots on Sept. 11, and it has paid off in a big way. Thrust into a starting role after key injuries to the defensive line, Jones finished his rookie season with six sacks.

Jones' sudden success may have come as a surprise to some, but not to Dave Clawson, Jones' college coach at Bowling Green. Jones was part of Clawson's first recruiting class and blossomed into an All-American and two-time captain for the Falcons. "It's hard to talk about Chris without getting a little bit emotional," Clawson told the *The Boston Herald*, "because he was that special of a player and person in our program."



MAYO A TACKLING MACHINE

Jerod Mayo had his fifth straight 100-tackle season and his second season with over 180 total tackles after finishing the 2012 season with 184 tackles, the fifth-highest single season tackle total in franchise history. Mayo registered at least 10 tackles in 10 games, including a season-high of 20 vs. the New York Jets (10/28/12). He matched his career-best with 10 games with 10 tackles.



PATRIOTS SINGLE SEASON TACKLE LEADERS ALL-TIME

Year	Player	Tackles
1983	LB Clayton Weishuhn	229
1984	LB Steve Nelson	207
2010	LB Jerod Mayo	193
1980	LB Steve Nelson	186
2012	LB Jerod Mayo	184

MAYO TIES TEAM MARK

Jerod Mayo has led the Patriots in tackles in every season he has played except for the 2013 season when he was limited to six games due to injury. He enters this week leading the team with 52 total tackles, putting him on pace for 139 total tackles.

Most years Leading the Patriots in Tackles

5 Jerod Mayo (2008, 2009, 2010, 2011, 2012)
5 Vincent Brown (1991, 1992, 1993, 1994, 1995)
5 Steve Nelson (1979, 1980, 1982, 1984, 1985)

YOUNG LEADER

Jerod Mayo learned knowledge and discipline are the keys to success while spending afternoons with his three brothers under the supervision of their grandfather, Walter Johnson, a retired Air Force veteran of 30 years. While Mayo's mother worked two jobs, Johnson taught the boys discipline, responsibility and the value of life. Those lessons helped Mayo develop a work ethic and demeanor that has earned him the nickname of "Old Soul" from his teammates. His leadership skills and talent helped him become only the second Patriot to be named AFC Rookie of the Year, earning that title in 2008 to join Michael Haynes (1976).

MAYO ON TEAM SUCCESS

Mayo, who serves as a defensive co-captain for New England, says the team's continued success is a result of the entire organization working towards one common goal.

"If you want to be a good football team, you'll never be stuck in rush-hour traffic," says Mayo. "You are the first one here and the last one to leave. I think guys really buy into that, guys that come from other teams, I think they follow the lead of the bulk of this team."



PATRIOTS DEFENSIVE NOTES



DOUBLE TROUBLE: DB DEVIN McCOURTY

After being selected by the Patriots in the first round of the 2010 NFL Draft, DB Devin McCourty became part of a select group in league history. McCourty's identical twin brother, Jason, is a cornerback with Tennessee, selected in the sixth round of the 2009 NFL Draft. The two are the 12th set of twins to play in the NFL. Devin redshirted for the 2005 season and therefore was a year behind his brother in eligibility. McCourty is the second twin to suit up for the Patriots, after CB Kato Serwanga was a member of the team from 1998-2000. His twin brother, Wasswa, played for San Francisco and Minnesota from 1999-2001. According to McCourty's mother, the two can only be told apart by tiny scars on their faces left by chickenpox. The McCourty twins are one of two active sets of twins playing in the NFL.

[Current Twins Playing in the NFL](#)

Devin (NE) and Jason McCourty (TEN)

Maurkice (PIT) and Mike Pouncey (MIA)

McCOURTY GOES LONG

Devin McCourty had a 104-yard kickoff return for a touchdown vs. N.Y. Jets (10/21/12), the second longest kickoff return in team history. Ellis Hobbs has the longest in team history with a 108-yard return for a touchdown at N.Y. Jets on Sept. 9, 2007. He was named AFC Special Teams Player of the Week for his performance.

[Longest Kickoff return in Patriots History](#)

Ellis Hobbs	108TD at New York Jets (09-09-07)
Devin McCourty	104TD vs. New York Jets (10-21-12)

IN GOOD COMPANY

Devin McCourty earned Associated Press All-Pro Second Team honors at safety in 2013. He also earned Second Team All-Pro Honors as a rookie in 2010 when he played cornerback. McCourty joins Pro Football Hall of Famers Rod Woodson and Ronnie Lott as the only NFL players to earn All-Pro honors at both safety and cornerback.

McCOURTY REGISTERS CAREER LONG

DB Devin McCourty returned a first quarter interception 60 yards to the Minnesota (09/14/14) 1-yard line to set up a Patriots touchdown. It is the longest interception return of his career. He had a 50-yard return as a rookie in 2010 at Detroit (11/25) on Thanksgiving Day.



A NOSE FOR THE FOOTBALL

Ninkovich has more opponent fumble recoveries (11) over the last five seasons (2010-2014) than any other NFL player. Chicago's Brian Urlacher (retired) and Vince Wilfork are second during that time with seven opponent fumble recoveries.



WHERE DID HE COME FROM?

Rob Ninkovich's journey to the Patriots was not easy. He entered the league as a fifth-round pick by the Saints in 2006 and was waived four times by New Orleans and Miami before landing in New England on Aug. 2, 2009. He spent the 2009 offseason trying to make the New Orleans team as a long snapper. Before coming to the Patriots, he had appeared in just eight games over three seasons. He doubled that total in his first year in New England, appearing in 15 games in 2009 and his role on the team has grown since, earning a starting role at linebacker in 2010 and 2011 before moving to a starting role on the defensive line in 2011.

CRAZY EIGHTS

Ninkovich tied a career-high with eight sacks in 2013. He also had eight sacks in 2012. Ninkovich is the first Patriots player with back-to-back seasons with at least eight sacks since Willie McGinest in 1995 (11) and 1996 (9.5). He is the only player to accomplish the feat during Belichick's tenure as head coach in New England.

NINKOVICH SCORED AS A TE IN COLLEGE

Ninkovich played some at tight end in college at Purdue and caught two touchdown passes with a 2-yard touchdown pass from Buffalo QB Kyle Orton and a 1-yard touchdown pass from former New York Giants and Indianapolis QB Curtis Painter.



PATRIOTS DEFENSIVE NOTES

CB DARRELLE REVIS

HOMETOWN PATRIOTS CONNECTION

Revis and former Patriots CB Ty Law are close friends, having both grown up in Aliquippa, Pa.. Revis considers Law a close family friend. He sees Law as somewhat of an adviser.

"Ty has been a mentor through my whole life. He's a very close friend to my family. I talk to Ty all the time – about life and football. I'm just happy he's on my side and I can bounce questions off of him and ask him certain things because he has a lot of experience. Ty's always there in my corner to help me whether it's football or life. I thank Ty for that."

LEAGUE LEADER

Darrelle Revis leads the NFL in passes defended since entering the league in 2007.

RANK	PLAYER	PD
1	Darrelle Revis	112
2	Tramon Williams	108
3	DeAngelo Hall	105
3	Dominique Rodgers-Cromartie	105

GAME CHANGER

Darrelle Revis has 22 career regular-season interceptions - four of which have either sealed a win or led to a game-winning score.

GAME SAVING INTERCEPTIONS

9/7/08 at Miami W 20-14

The Dolphins were driving deep into Jets territory late in the fourth quarter when Revis intercepted Miami QB Chad Pennington in the end zone with :10 left to secure the win.

12/3/09 at Buffalo W 19-13

The Bills had possession down by six points with 2:32 left when Revis picked off Bills QB Ryan Fitzpatrick on a deep pass intended for WR Terrell Owens. New York ran out the clock with four kneel downs.

9/11/11 Dallas W 27-24

With the score tied at 24 with under one minute in the fourth quarter, Revis intercepted a Tony Romo pass intended for Dez Bryant and returned the pick 20 yards into Dallas territory to set up the game-winning field goal.

11/11/13 vs. Miami W 22-19

With 1:44 remaining, Dolphins QB Ryan Tannehill threw a deep pass intended for WR Mike Wallace that was picked off by Revis in Buccaneers territory. Tampa Bay took possession and ran out the clock for the victory.

DB LOGAN RYAN AND DB DURON HARMON

CLASSMATES REUNITE IN NEW ENGLAND

Defensive backs Logan Ryan and Duron Harmon are used to working together. Ryan and Harmon began their college football careers together as members of the same recruiting class at Rutgers University and developed a close friendship during their four years in Piscataway, N.J. As fate would have it, Ryan and Harmon would begin their NFL journeys together as well when the Patriots selected the two defensive backs just eight picks apart in the third round of the 2013 NFL Draft.

Reunited once again, the former Scarlet Knights are excited and eager to make their mark, just as they did at Rutgers. "We talked before the draft and said how good it would be to play on the same team again, and for it to happen again, it's exciting and it's a blessing," Harmon told *The Boston Globe*. "It's great [we're contributing], because at the end of the day you want to play, and to contribute to a team like this, it's fun."

RYAN'S FIRST PICK FOR SIX

Ryan returned his first NFL interception 79 yards for a touchdown N.Y. Jets on Oct. 20, 2013. The last Patriots player to return their first career interception for a touchdown was Kyle Arrington in 2010. The last rookie Patriots player to return their first career interception for a touchdown was James Sanders in 2005:

PATRIOTS PLAYERS TO RETURN THEIR FIRST CAREER INT FOR A TD

Season	Player	INT TD Yds
2013	Logan Ryan	79
2010	Gary Guyton	59
2010	Kyle Arrington	36
2005	James Sanders	39
2003	Asante Samuel	55
1999	Andy Katzenmoyer	59
1996	Willie McGinest	46
1992	Chris Singleton	82
1967	John Charles	35
1963	Jim Hunt	78
1961	Don Webb	27

RYAN RETURNS... TO SCHOOL

When Logan Ryan decided to leave Rutgers and enter the NFL Draft after his redshirt junior season in 2012, he made a promise to his parents that after his rookie year, he would return to school and earn his degree.

Ryan kept his promise and graduated in the spring of 2014 with a degree in labor relations and a minor in psychology.

"I committed to Rutgers, not only as a football player, but as a student, so I was going to make sure I finished that end too," Ryan told NJ.com.

"It's a big accomplishment in my life. I held my word to my parents and stuck with it and I'm fortunate. It took a lot of work, but I was able to go back and finish and walk in graduation."



PATRIOTS DEFENSIVE NOTES

FIRST NFL SACK RESULTS IN TURNOVER

Ryan forced a fumble on his first NFL sack vs. Miami (10/27/13), a week after returning his first career interception for a touchdown. Ryan strip-sacked Ryan Tannehill, forcing a fumble recovered by Rob Ninkovich that led in to a touchdown. The play marked the second time in as many weeks that a Ryan turnover led to Patriots points.



REASONS FOR TEAM SUCCESS

Patriots Pro Bowl DL Vince Wilfork, who has served as a defensive captain for the Patriots for seven straight seasons, says the team's continued success is a result of the entire organization working towards one common goal: "The Patriots are all about team, family and smart football players. They try to get good people here from coaches to guys who work in the front office to guys who put on this uniform. I think everybody has to have one goal in mind, and that's to be together. When you get an organization together that is seeking one goal, you can be pretty successful."

SEALED WITH A PICK

Vince Wilfork notched his third career interception (second vs. Oakland) when he snared a pass that had been deflected in the final minute of the game. The play came with the Raiders having gained a first-and-goal and with Oakland trailing by seven points. Wilfork's last interception was also against Oakland, coming in a 31-19 New England victory in Oakland on Oct. 2, 2011.

THIRD TIME'S A CHARM

Vince Wilfork became the franchise's all-time leader in interceptions by a defensive lineman following his INT vs. Oakland. Wilfork became the first Patriots defensive lineman to have three interceptions.

PATRIOTS RECORD BOOK / MOST INTERCEPTIONS BY A DEFENSIVE LINEMAN

Player	Yrs	Int	Yds
Vince Wilfork	2004-2014	3	48
Anthony Pleasant	2001-2003	2	0
Richard Seymour	2001-2008	2	6
Henry Thomas	1997-2000	2	40





PATRIOTS SPECIAL TEAMS NOTES

K STEPHEN GOSTKOWSKI

NFL POINTS LEADER IN 2013

Stephen Gostkowski finished first in the NFL in 2013 with 158 total points, a single-season career-high and a Patriots team record. His previous best was 153 points in 2012. Gostkowski surpassed the 155 total points scored by Gino Cappelletti in 1964.



Patriots Record for Most Points in a Season

158	Stephen Gostkowski, 2013
155	Gino Cappelletti, 1964 (includes 7 TDs)
153	Stephen Gostkowski, 2012
148	Stephen Gostkowski, 2008
147	Gino Cappelletti, 1961
143	Stephen Gostkowski, 2011

NFL Record for Most Points by a Kicker

166	David Akers (SF) in 2011
164	Gary Anderson (MIN) in 1998
163	Jeff Wilkins (STL) in 2003
161	Mark Moseley (WAS) in 1983
158	Stephen Gostkowski (NE) in 2013
157	Mike Vanderjagt (Indianapolis) in 2003
153	Stephen Gostkowski (NE) in 2012

THREE-TIME LEAGUE LEADER

Gostkowski led the NFL with 158 total points in 2013, in 2008 with 148 points and in 2012 with 153 points. He is one of six players to lead the NFL in scoring for at least three seasons. He enters this week with an NFL-leading 64 points in 2014.

NFL Record for Most Seasons Leading the League in Scoring

5	Don Hutson Green Bay (1940-44)
5	Gino Cappelletti Patriots (1961, 1963-66)
3	Stephen Gostkowski (2008, 2012, 2013)
3	Earl Clark, Portsmouth (1932), Detroit (1935-36)
3	Pat Harder, Chicago Cardinals (1947-49)
3	Paul Hornung, Green Bay (1959-61)

GOSTKOWSKI BREAKS HIS OWN TEAM RECORD

Gostkowski tied for the NFL lead with Baltimore's Justin Tucker with 38 field goals in 2013, breaking his own franchise record for most field goals in a season. He originally set the franchise record with 36 field goals in 2008. Gostkowski has kicked 16 field goals in 2014 and is on pace to finish with 42 field goals.

MOST FIELD GOALS MADE IN A SEASON/PATRIOTS

Player	Field Goals	Year
Stephen Gostkowski	38	2013
Stephen Gostkowski	36	2008
Tony Franklin	32	1986
Adam Vinatieri	31	2004
Adam Vinatieri	31	1998

ON THE MARK IN 2013

Gostkowski made 38-of-41 field goal attempts for a 92.7 field goal percentage in 2013, the second-best percentage for a single season in team history.

PATRIOTS BEST FIELD GOAL PCT./SEASON

(Minimum 30 Attempts)

Player	Years	FGM	FGA	Pct.
Adam Vinatieri	2004	31	33	.939
Stephen Gostkowski	2013	38	41	.927
Stephen Gostkowski	2008	36	40	.900
Adam Vinatieri	2002	27	30	.900

FIFTH-MOST FGs IN A SEASON

MOST FIELD GOALS MADE IN A SEASON/NFL

Player	Field Goals	Year
David Akers (San Francisco)	44	2011
Neil Rackers (Arizona)	40	2005
Olindo Mare (Miami)	39	1999
Jeff Wilkins (St. Louis)	39	2003
Stephen Gostkowski (Patriots)	38	2013
Justin Tucker (Baltimore)	38	2013

EVEN STEPHEN

Since joining the Patriots as a fourth-round draft choice in 2006, Gostkowski has connected on 86.2 percent of his regular-season field goal attempts, the best field goal percentage in Patriots history.

PATRIOTS ALL-TIME LEADERS / FIELD GOAL PCT.

(Minimum 50 Attempts)

Player	Years	FGM	FGA	Pct.
Stephen Gostkowski	2006-14	224	260	.862
Adam Vinatieri	1996-05	263	321	.819
Matt Bahr	1993-95	55	72	.764

THIRD PATRIOT TO REACH 1,000

Gostkowski became the third Patriots player to reach 1,000 points when he reached the milestone at Baltimore on Dec. 22, 2013.

MOST POINTS/ PATRIOTS HISTORY

Player	Points
Adam Vinatieri (1996-05)	1,158
Gino Cappelletti (1960-70)	1,130
Stephen Gostkowski (2006-14)	1,087
John Smith (1974-83)	692

1,000-POINT BENCHMARK

Stephen Gostkowski (1,087) reached the 1,000 point mark in only his 119th career game. He is the only kicker in NFL history to reach 1,000 career points in less than 120 career games played.

KICKERS TO REACH 1,000 POINTS IN FEWEST GAMES:

Player	Points	Games
Stephen Gostkowski	1,009	119
Mike Vanderjagt	1,004	126
Jason Elam	1,003	132
Ryan Longwell	1,002	136
Jan Stenerud	1,002	136



PATRIOTS SPECIAL TEAMS NOTES

ON THE MARK

Stephen Gostkowski's 86.3 field goal percentage is second-best among NFL kickers all-time.

Player	Years	FGM	FGA	Pct.
Dan Bailey	2011-14	102	112	91.1
Mike Vanderjagt	1998-06	230	266	86.5
Steven Hauschka	2008-14	107	124	86.3
Stephen Gostkowski	2006-14	224	260	86.2
Nate Kaeding	2004-12	181	210	86.2
Robbie Gould	2005-14	242	281	86.1
Rob Bironas	2005-13	239	279	85.7
Shayne Graham	2001-14	254	297	85.5
Matt Bryant	2002-14	265	312	84.9
Phil Dawson	1999-13	231	337	84.5

MOST 50-YARD FIELD GOALS IN TEAM HISTORY

Gostkowski is 13-of-17 from 50 yards or more as a member of the Patriots and has the most 50-yard field goals in New England history.

PATRIOTS RECORD FOR MOST 50 YARD FIELD GOALS

Player	Years	FGM	FGA	Pct.
Stephen Gostkowski	2006-14	13	17	76.5
Adam Vinatieri	1996-2005	8	17	47.1
Tony Franklin	1984-87	3	6	50.0

TWO FROM 50-PLUS

Gostkowski drilled a 51-yard field goal and a 53-yarder vs. Arizona (9/16/12) and connected on two 53-yard field goals at Houston on (12/1/13). He is the first Patriots player to have two 50-yard field goals in the same game.

GOSTKOWSKI KICKS CAREER-LONG FG

Gostkowski connected on a career-long 54-yard field goal vs. New Orleans (10/13/13). His previous long was a 53-yard field goal, which he has done six times – at Buffalo (10/12/14), vs. Tampa Bay (9/22/13), vs. Arizona (9/16/12), at Denver (10/11/09) and twice at Houston (12/01/13).

MOST 50-YARD FGs IN A SEASON

Gostkowski was 5-of-6 on 50 yard field goals in 2013, the most by a Patriots player in a single season. Matt Bahr (2 in 1995), Greg Davis (2 in 1989), Tony Franklin (2 in 1985), Adam Vinatieri (2 in 1998) and Gostkowski (2 in 2009 and 2012) had two in a season. The NFL record for most successful 50 yard field goals in a season is 10 by Blair Walsh in 2012 with Minnesota.

200 FIELD GOAL PLATEAU

Stephen Gostkowski's 50-yard field goal in the fourth quarter vs. Cleveland (12/8/13) was his 200th field goal for the Patriots, joining Adam Vinatieri (262) as the only players in Patriots history with 200 or more field goals. Gostkowski now has 224 career field goals.

AFC SPECIAL TEAMS PLAYER OF THE MONTH

Gostkowski was named AFC Special Teams Player of the Month for October by the National Football League in 2013. It is the second time in his career that he has received the AFC Special Teams Player of the Month honor, including October 2008. Gostkowski was a perfect 9-of-9 on field goal attempts in the month of October, including a career-long of 54 yarder in the 30-27 win vs. New Orleans (10/13/13). He totaled 36 of the Patriots' 90 points for the month.

CLUTCH IN THE FOURTH

Gostkowski has converted 30 straight fourth-quarter field goals. For his career, Gostkowski is 69-of-71 on field goals in the fourth quarter.

GOSTKOWSKI EXTENDS TEAM MARK

Gostkowski has now scored at least one point in 113 games, a franchise record. He broke a tie with Adam Vinatieri and John Smith for the all-time lead with 102 consecutive games scoring in the win vs. Denver on Nov. 24, 2013.

Patriots Record for Most Consecutive Games Scored

113	Stephen Gostkowski (12/17/06-present)
101	Adam Vinatieri (11/24/96-12/29/02)
101	John Smith (09/28/75-10/02/80)

GOSTKOWSKI GAME WINNERS

Gostkowski has four career regular-season game-winning kicks and one in the playoffs.

GOSTKOWSKI'S CAREER GAME-WINNING FIELD GOALS

TIME LEFT	DISTANCE	FINAL SCORE	OPP	DATE
3:12 4th	53	34-31	HOU	12/01/2013
1:56, OT	31	34-31	DEN	11/24/2013
0:05, 4th	35	23-21	BUF	09/08/2013
1:56, OT	35	23-20	BAL	10/17/2010
1:10, 4th	31	24-21	SD	01/14/2007*

*Postseason

KICKING A CAREER HIGH

Stephen Gostkowski made five field goals, setting a new career high for most field goals in a game. His previous career high was four field goals, achieved on Sept. 16, 2012, vs. Arizona. Gostkowski's five field goals tie the second highest single-game total in Patriots history, trailing only Gino Cappelletti's six successful field goals on Oct. 4, 1964. The last time a Patriots player had five field goals in a game was on Nov. 14, 2004, when Adam Vinatieri had five field goals vs. Buffalo.

CONSECUTIVE EXTRA POINTS

Stephen Gostkowski is second in NFL history for most consecutive extra points made.

Most Consecutive (Kicking) Points After Touchdown

422	Matt Stover, Baltimore, 1996-2008; Indianapolis, 2009
376	Stephen Gostkowski, New England, 2006-present
371	Jason Elam, Denver, 1993-2002
371	Jeff Wilkins, St. Louis, 1999-2007
359	Jay Feely, Atlanta, 2002-04; N.Y. Giants, 2005-06; Miami, 2007; N.Y. Jets, 2008-09; Arizona, 2010-2013



PATRIOTS REFERENCE NOTES

IN A RUSH FOR THE END ZONE

Since 2003, the Patriots are one of only two teams (San Diego) to average more than one rushing touchdown per game, with 201 scores in 182 games. The ground game kept up its torrid pace in 2013, finishing first in the AFC with 19 rushing touchdowns in 16 games.

RUSHING TOUCHDOWNS SINCE 2003 (REGULAR SEASON)

New England	201
San Diego	193
Minnesota	180
Kansas City	178
N.Y. Giants	171
Carolina	169
Philadelphia	169

ANNUAL ACHIEVEMENT

The Patriots won more than half of their games for the 13th straight year in 2013. They are the first team to win more than half of their games in 13 straight seasons since free agency began in 1993.

MOST CONSECUTIVE WINNING SEASONS (since 1970 merger)

San Francisco (1983-98)	16
Dallas (1970-85)	16
New England (2001-13)	13
Oakland (1970-80)	11

MOST CONSECUTIVE WINNING SEASONS ALL-TIME

Dallas (1966-85)	20
San Francisco (1983-98)	16
Oakland (1965-80)	16
Chicago (1930-44)	15
Green Bay (1934-47)	14
New England (2001-13)	13
Cleveland (1957-69)	13

TO THE NINES

The Patriots are the only team in the NFL to have recorded nine or more wins in each of the last 13 seasons.

MOST SEASONS OF 9+ WINS SINCE 2001

New England	13
Indianapolis	11
Baltimore	9
Green Bay	9
Pittsburgh	9
Philadelphia	9

PATRIOTS WIN 10 AGAIN

New England has reached at least 10 regular-season wins for 11 consecutive seasons, joining San Francisco (16) as the only teams to accomplish the feat.

Team	Years	Consecutive Seasons with 10+ Wins
San Francisco	1983-1998	16
New England	2003-present	11
Indianapolis	2002-2010	9

FORCING THE ISSUE

The Patriots lead the NFL with a +166 turnover margin since the 1994 season.

NFL TURNOVER MARGIN SINCE 1994

Rank	Team	Turnover Margin
1.	New England	+166
2.	Kansas City	+93
3.	Green Bay	+83

WHAT'S THE POINT?

During the past 14 seasons, the Patriots defense has always ranked higher in points allowed than in yards allowed except for 2007 when both ranked fourth.

	<u>Avg. Points Allowed</u>	<u>Avg. Yds Allowed</u>
2013	21.1 (10)	373.1 (26)
2012	20.7 (9t)	373.3 (25)
2011	21.4 (15)	411.1 (31)
2010	19.6 (8)	365.5 (25)
2009	17.8 (5)	320.2 (11)
2008	19.3 (8)	309.0 (10)
2007	17.1 (4)	288.3 (4)
2006	14.8 (2)	294.4 (6)
2005	21.1 (17)	330.2 (26)
2004	16.3 (2t)	310.6 (9)
2003	14.9 (1)	291.6 (7)
2002	21.6 (17)	336.1 (23)
2001	17.0 (6)	334.5 (24)
2000	21.1 (17)	334.6 (20)

NFL'S ROAD WARRIORS

Since the start of the 2000 season, the Patriots have the best regular-season road record.

TEAM	RECORD	PCT.
New England	75-41	.647
Philadelphia	71-42-1	.623
Indianapolis	70-45	.608
Pittsburgh	66-50	.569

DIVISIONAL DOMINANCE I

The Patriots have the highest winning percentage vs. division opponents from November until the end of the season since 2002.

Team	W	L	T	Pct.
New England	32	8	0	.800
Indianapolis	33	10	0	.767
San Diego	31	11	0	.738
Pittsburgh	33	14	0	.702
Green Bay	32	14	1	.691



PATRIOTS REFERENCE NOTES

DIVISIONAL DOMINANCE II

The New England Patriots own a 64-18 (.780) record in regular season AFC East games since the beginning of the 2001 season, compiling the best intra-division record of any team in the NFL.

NFL'S TOP DIVISIONAL RECORDS SINCE 2001

Team	W	L	T	Pct.
New England Patriots	64	18	0	.780
Indianapolis Colts	60	23	0	.723
Green Bay Packers	58	24	1	.705
Pittsburgh Steelers	58	27	0	.682

AFC EAST DIVISIONAL RECORDS SINCE 2001

Team	W	L	T	Pct.	Div. Titles	Years
New England	64	18	0	.780	11	2001, 03-07, 09-13
New York Jets	39	41	0	.488	1	2002
Miami	34	48	0	.415	1	2008
Buffalo	27	55	0	.329	0	—

NOTES: The Indianapolis Colts were members of the AFC East in 2001 and compiled a 3-5 divisional record that season. In 2002, the Patriots and Jets both finished with a 9-7 overall record and a 4-2 divisional record, but the Jets claimed the division title by virtue of having a better record against common opponents. In 2008, the Patriots and Dolphins both finished with an 11-5 overall record and a 4-2 divisional record, but Miami qualified for the playoffs due to a better conference record (8-4 to 7-5).

STRONG IN THE SECOND HALF

Since 2001, the Patriots have done a remarkable job of finishing the season strong, compiling an NFL-best 80-20 (.800) record in games on or after Thanksgiving.

PATRIOTS BEFORE AND AFTER THANKSGIVING SINCE 2001

Season	Pre-Thanksgiving	Post-Thanksgiving	Overall
2001	5-5 (.500)	9-0 (1.000)	14-5*
2002	6-5 (.545)	3-2 (.600)^	9-7
2003	9-2 (.818)	8-0 (1.000)	17-2*
2004	9-1 (.900)	8-1 (.889)	17-2*
2005	6-4 (.600)	5-3 (.625)	11-7*
2006	7-3 (.700)	7-2 (.777)	14-5*
2007	10-0 (1.000)	8-1 (.889)	18-1*
2008	7-4 (.636)	4-1 (.800)	11-5
2009	7-3 (.700)	3-4 (.429)	10-7*
2010	8-2 (.800)	6-1 (.857)^	14-3*
2011	7-3 (.700)	8-1 (.889)	15-4*
2012	7-3 (.700)	6-2 (.750)^	13-5*
2013	8-3 (.727)	5-2 (.833)	13-5*
Totals	96-38 (.716)	80-20 (.800)	176-58

*Includes playoffs ^Includes games played on Thanksgiving

BEST RECORDS IN GAMES PLAYED ON OR AFTER THANKSGIVING SINCE 2001

(Includes regular-season and playoff games)

Team	W	L	T	Pct.
New England	80	20	0	.800
Pittsburgh	63	30	0	.677
San Diego	53	31	0	.631
Philadelphia	57	35	0	.619
Green Bay	57	35	0	.619

NFL'S BEST AT HOME

Since their state-of-the-art facility opened at the beginning of the 2002 season, the Patriots own the NFL's best record at home overall. The Patriots own an overall record of 83-15 (.847) at Gillette Stadium in regular season games and a 94-18 (.839) record including playoffs.

BEST HOME RECORDS SINCE 2002 (including playoffs)

Team	W	L	T	Pct.
New England	94	18	0	.839
Baltimore	77	26	0	.748
Indianapolis	81	28	0	.743
Pittsburgh	75	30	1	.708
Seattle	75	32	0	.700
Green Bay	71	34	1	.674
Denver	69	36	0	.657
San Diego	68	36	0	.654
Atlanta	64	39	0	.621

SHARP AT GILLETTE

The Patriots concluded a 20-game home winning streak with a 24-20 loss to the New York Giants on Nov. 6, 2011. It was the longest home win streak in team history. The Patriots own an overall record of 83-15 (.847) at Gillette Stadium in regular season games.

HIGHEST HOME WINNING PCT. SINCE 1970 (MINIMUM 25 GAMES):

Team	Stadium	W-L-T	WIN PCT.
New England	Gillette Stadium	83-15-0	.847
Miami	Orange Bowl	101-22-1	.819
Minnesota	Metropolitan Stadium	64-23-1	.733
LA Rams	Memorial Coliseum	53-20-2	.726
Pittsburgh	Heinz Field	76-29-1	.722

LONGEST HOME WINNING STREAK/PATRIOTS HISTORY (REG. SEASON)

Streak	First Win	Last Win
20	Dec. 12, 2008	Oct. 16, 2011
18	Dec. 29, 2002	Sept. 8, 2005
12	Nov. 26, 2006	Sept. 7, 2008
11	Dec. 30, 2012	Present
10	Sept. 18, 1976	Oct. 30, 1977



PATRIOTS REFERENCE NOTES

TOP 10 OFFENSE IN 2013

The Patriots offense finished seventh in the NFL with 384.5 yards per game in 2013. The Patriots offense has finished in the top 10 for seven straight seasons. Since the 1970 merger, the Patriots offense has finished in the top 10 a total of 17 times, including eight times under Bill Belichick.

Year	Rank
2013	7 (384.5)
2012	1 (427.9)
2011	2 (428.0)
2010	8 (363.8)
2009	3 (397.3)
2008	5 (365.4)
2007	1 (411.3)

TOP OFFENSE

The Patriots have finished in the top-10 in offense for seven straight seasons (2007-13), second only to the eight straight by New Orleans (2006-13). The last team to finish in the top-10 for nine straight seasons was Indianapolis (1999-2007).

The NFL record for the most consecutive seasons finishing in the top-10 in offense since the merger in 1970 is the San Francisco 49ers with 15 (1982-96).

MODEL OF CONSISTENCY

The Patriots have 28 winning seasons since the 1970 merger.

MOST WINNING SEASONS SINCE THE 1970 MERGER

1. Pittsburgh	31
2. Dallas	29
3. Miami	29
4. New England	28
5. Minnesota	27
6. Denver	26
San Francisco	26

PATRIOTS REACH 6,000 TOTAL YARDS

The Patriots finished seventh in the NFL with 6,152 total yards in 2013. It is the fifth time in team history and third straight season that the Patriots reached 6,000 yards in a season.

Patriots Most Total Net Yards/Season

6,848 in 2011
6,846 in 2012
6,580 in 2007
6,357 in 2009
6,152 in 2013

A COMEBACK FOR THE AGES

The Patriots came back from a 24-point deficit to defeat the Broncos, 34-31, in overtime in a Sunday Night Football matchup on Nov. 24, 2013, marking the largest comeback win in team history, after trailing 24-0 at halftime.

New England's previous best comeback win was from a 23-0 deficit to win, 38-23, vs. Seattle (9/16/84). The Patriots also came back from 22 points down to win at the New York Giants, 23-22 (12/21/96). The Patriots have come from 21 points down to win four times, most recently vs. Buffalo (1/1/12).





PATRIOTS

In The Playoffs

PATRIOTS CLINCH PLAYOFF SPOT FOR 15th TIME IN KRAFT'S 20 YEARS OF OWNERSHIP

New England has qualified for the playoffs 21 times in its 54-year history. The Patriots have earned 15 of those playoff berths in the 20 seasons since Robert Kraft purchased the team in 1994. New England has won 13 AFC East crowns under Kraft's leadership. The franchise has 16 division crowns overall (15 AFC East crowns) and has qualified as a Wild Card team on four occasions (1998, 1994, 1985 and 1976). The Patriots also qualified for the playoffs in 1982 as part of a 16-team tournament following a players' strike.



PATRIOTS PLAYOFF TRENDS

Patriots Playoff Trends (Since NFL Merger in 1970)

All Time (24-17)

vs. AFC	21-13
vs. NFC	3-4
Home	15-4
Away	6-9
Leading at Halftime	19-4
Trailing at Halftime	3-11
Tied at Halftime	2-2
Leading After 3 Quarters	19-4
Tied After 3 Quarters	2-0
Trailing After 3 Quarters	3-13
Decided by 7 Points or Less	9-8
Decided By 3 Points or Less	7-3
When Scoring First	18-7
When Not Scoring First	6-10
Positive Turnover Ratio	17-1
Even Turnover Ratio	3-4
Negative Turnover Ratio	4-12
Winning or Even Penalty Ratio	19-2
Losing Penalty Ratio	5-15
With a 100-Yard Rusher	8-0
Without a 100-Yard Rusher	16-17
With a 100-Yard Receiver	10-5
Without a 100-Yard Receiver	14-12
When Allowing a 100-Yard Rusher	2-5
When Not Allowing a 100-Yard Rusher	22-12
When Allowing a 100-Yard Receiver	6-8
When Not Allowing a 100-Yard Receiver	18-9
With a 300-Yard Passer	4-2
Without a 300-Yard Passer	20-15
Allowing a 300-Yard (net) Passer	6-2
Not Allowing a 300-Yard (net) Passer	18-15

ANNUAL ACHIEVEMENTS

The Patriots won more than half of their games for the 13th straight year with a 12-4 record in 2013. They are the first team to win more than half of their games in 13 straight seasons since free agency began in 1993.

The Patriots are the third team to win more than half of their games in 13 straight seasons since the 1970 AFL-NFL merger, joining the 49ers (16 straight from 1983-1998) and the Cowboys (16 straight from 1970-85).

The Patriots have now won nine or more games in 17 of the 20 seasons Robert Kraft has owned the team.

MOST CONSECUTIVE WINNING SEASONS (Since 1970 merger)

San Francisco 49ers (1983-98)	16
Dallas (1970-85)	16
New England (2001-13)	13
Oakland (1970-80)	11

MOST 9-WIN SEASONS SINCE 2001

The Patriots are the only team in the NFL to have recorded nine or more wins in each of the last 13 seasons.

MOST SEASONS OF 9+ WINS SINCE 2001

New England	13
Indianapolis	11
Baltimore	9
Green Bay	9
Philadelphia	9
Pittsburgh	9

PATRIOTS WIN 10+ FOR THE 11th STRAIGHT YEAR

New England reached at least 10 regular-season wins for the 11th consecutive season in 2013. San Francisco (16) is the only other team to accomplish the feat.

MOST SEASONS OF 10+ WINS SINCE 2001

Team	Years	Consecutive Seasons With 10+ Wins
San Francisco	1983-1998	16
New England	2003-13	11

PATRIOTS NEAR THE TOP WITH 28 WINNING SEASONS SINCE THE NFL MERGER

The Patriots have 28 winning seasons since the 1970 merger.

MOST WINNING SEASONS THE 1970 MERGER

1. Pittsburgh	31
2. Dallas	29
Miami	29
4. New England	28
5. Minnesota	27
6. Denver	26
San Francisco	26

PATRIOTS EARN THE TWO SEED IN AFC

With the New England Patriots' 34-20 victory over Buffalo (12/29/13) in the 2013 season finale, the Patriots earned the number two seed in the AFC playoff field. The Patriots have advanced to the Super Bowl in four of the six seasons (1978, 1996, 2001, 2004, 2011 and 2013) that they have earned the two seed, winning in two (2001 and 2004) of those three appearances.

NFL MARK FOR MOST FIRST-ROUND BYES

The Patriots earned a first-round bye in the 2013 NFL playoffs and lead the NFL with nine first-round byes since the current NFL playoff format was instituted in 1990. The Patriots earned a first-round bye for the fourth consecutive season, becoming the third NFL team to record four straight byes and the first AFC team to do so, joining Dallas and San Francisco, who did so from 1992 through 1995.

MOST SEASONS EARNING A BYE SINCE 12-TEAM PLAYOFF FORMAT IN 1990

New England	9
Pittsburgh	8
San Francisco	8
Denver	6

PATRIOTS EARNED ANOTHER BYE

The Patriots secured a first round playoff bye for the eighth time since 2001—a quantity unmatched by any team in the NFL in the last 13 years. During that time, the Chicago Bears and Pittsburgh Steelers have locked up a bye four times and the Indianapolis Colts and Philadelphia Eagles have earned a first-round pass three times.

MOST SEASONS EARNING A BYE SINCE 2001

New England	8
Chicago	4
Pittsburgh	4
Atlanta	3
Indianapolis	3
Philadelphia	3



PATRIOTS FOOTBALL Network

The **Patriots Football Network (PFN)** is the full portfolio of media offerings from the three-time Super Bowl Champion New England Patriots. PFN provides Patriots content produced both in-house and with media partners spanning print, television, radio and the Internet.

PATRIOTS ALL ACCESS

The Emmy-Award winning "Patriots All Access" airs weekly throughout the season on WBZ, Channel 4 in Boston and regional affiliates. Patriots All Access features exclusive, behind-the-scenes access and in-depth weekly features on Patriots players and personnel. Hosted by WBZ's Steve Burton, the show features weekly sit-downs with Coach Bill Belichick, including the popular "Belestrator" segment where the coach breaks down upcoming opponents.

Patriots All-Access airs Fridays from 7:00 - 8:00 p.m. on **WBZ-TV** and Sunday from 9:00 a.m. - 10:00 a.m. on **TV 38 - Boston, MA; WWLP in Springfield, MA; WCAX in Burlington, VT; WVII in Bangor, ME; WMTW in Portland, ME; WCTX in Hartford, CT and WPRI in Providence, RI.**

Check your local listings for airtime.



TOTALLY PATRIOTS



Totally Patriots is a unique, one of a kind Patriots show aimed for the next generation of Patriots fans. This weekly, youth oriented football show allows school aged fans unprecedented access to their favorite players, enabling them to ask questions in a relaxed, informal setting. It airs on TV-38 on Saturday at morning 10 a.m.

PATRIOTS TODAY AND PATRIOTS THIS WEEK

PATRIOTS TODAY: Available daily at Patriots.com.

PATRIOTS THIS WEEK: Saturdays 10:30 p.m. on Comcast Sports Net.

Patriots Today gives fans a daily, in-depth look at the club that is unmatched by any other outlet. Hosted by Jackie Brittain with daily reports from Brian Lowe and twice-weekly analysis from PFW's Paul Perillo. Patriots Today produces multiple segments each day during the season, with upwards of 45 minutes of up-to-the minute Patriots news, information and analysis throughout the day. Patriots Today is the only place fans can watch complete broadcasts of full-length press conferences on a daily basis, plus daily locker room uncut segments. Every Saturday at 10:30 p.m. on Comcast Sports Net, Scott Zolak will bring you *Patriots This Week*, providing a thorough recap of each week's developments.

PATRIOTS.COM

NEWS

Patriots.com features daily updates and exclusive content from the writers of Patriots Football Weekly, offering everything from breaking news to player features and the popular "Ask PFW" postings.

VIDEO

The first professional sports team website to offer streaming video provides Patriots fans with a variety of exclusive video content. Visitors can choose their channel and watch exclusive video from news to cheerleaders. Patriots.com also features video of every Patriots press conference, including postgame press conferences and Coach Belichick's weekday media updates.

AUDIO

Patriots Web Radio programming is available exclusively on Patriots.com beginning at noon each day, Monday through Friday. Kicking off the programming lineup is PFW In Progress, a daily online program that features candid commentary from the writers of Patriots Football Weekly. Following PFW In Progress is Patriots Playbook, hosted by John Rooke, featuring items from around the NFL. Fantasy Football Champs and Football Nation round out the Patriots.com radio lineup. Patriots.com also offers streaming audio of every Patriots press conference, as well as archives of Patriots.com Radio shows and exclusive podcasts.

WEEI

WEEI Sports Radio broadcasts Patriots Monday each week, offering fans unique insight and analysis from Coach Belichick and Tom Brady in addition to other Patriots players. WEEI will broadcast Patriots Monday live from Gillette Stadium each Monday, kicking off with Dennis & Callahan at 6:00 a.m.

PATRIOTS FRIDAY ON WAAF

WAAF broadcasts Patriots Friday each week, offering fans a look ahead at the weekend's game, match ups and rivalries. Various Patriots players will be featured on air. WAAF will broadcast Patriots Fridays each week throughout the season with Greg Hill from the Hill-Man Morning Radio Show.

98.5 THE SPORTS HUB PATRIOTS RADIO NETWORK

A new era in Patriots Radio history began in 2009, with the move of the game broadcasts to 98.5 FM, Boston's Sports Hub. The transition to Boston's new all-sports radio station insures that Patriots fans will continue to hear every kick, block and tackle in stereo, and without static, in crystal-clear FM quality. Fans all over New England will be able to listen in to any of 37 stations on the Safety Insurance 98.5 The Sports Hub Patriots Radio Network, starting with Patriots Preview three hours before kickoff, and capped off with Patriots Postgame for three hours after the final gun.



FLAGSHIP STATION

Massachusetts
WBZ-FM...Boston 98.5 FM
WAGY...Springfield 102.1 FM
WBEC...Pittsfield 1420 AM
WPKZ...Fitchburg 1280 AM
WNAW...North Adams 1230 AM
WBSM...New Bedford 1420 AM
WPVQ...Greenfield 95.3 FM
WSAR...Fall River 1480 AM
WVFX...Worcester 100.1 FM
WXTK...Hyannis 95.1 FM
WMRC...Milford 1490 AM

Maine

WBLM...Portland 102.9 FM
WEBB...Augusta 98.5 FM
WEZQ...Bangor 92.9 FM
WEGP...Presque Isle 1390 AM

Connecticut

WTIC...Hartford 1080 AM
WINY...Putnam 1350 AM
WMOS...New London 102.3 FM
WGCH...Greenwich 1490 AM
WINE...Brookfield 940 AM

New Hampshire

WFNQ...Nashua 106.3 FM
WPKQ...North Conway 103.7 FM
WSAK...Hampton 102.1 FM
WSHK...Portsmouth/Dover 105.3 FM
WNNH...Concord 99.1 FM
WLNH...Laconia 98.3 FM
WEMJ...Laconia 1490 AM
WING...Keene 98.7 FM
WXXX...Lebanon 100.5 FM

Vermont

WCPV...Burlington 101.3 FM
WDVT...Rutland 94.5 FM
WIKI...Newport 1490 AM
WKVT...Brattleboro 92.7 FM
WRFK...Barre/Montpelier 107.1 FM
WSTJ...St. Johnsbury 1340 AM

Rhode Island

WPRD...Providence 630 AM
WEAN...Providence 99.7 FM

New York

WUSP...Utica 95.5 FM
WUSP...Utica 1550 AM
WRCK...Utica 1480 AM
WPUT...Brewster 1510 AM



PATRIOTS KEY CONTRIBUTORS OFFENSE

QB TOM BRADY

Brady threw for over 300 yards for the first time this season and added four touchdown passes in the win at Buffalo (10/12) ... He became just the sixth player in NFL history to eclipse 50,000 career passing yards in the win vs. Cincinnati (10/5) ... He has thrown a touchdown pass in each of the first five games of the season and now has 365 for his career.

BEST WINNING PERCENTAGES OF ACTIVE NFL QUARTERBACKS

Rank	Player	W-L	Pct.
1	Tom Brady	152-45	.772
2	Russell Wilson	27-10	.730
3	Colin Kaepernick	20-8	.714
4	Peyton Manning	171-74	.698
5	Andrew Luck	26-12	.684

OL NATE SOLDER

Solder started the first six games of the season at left tackle ... Started 15 regular season games and two playoff games at left tackle for New England in 2013.



OL BRYAN STORK

Stork has started two games at center, and with his start at Kansas City (9/29), he became the first Patriots rookie to start at center since Dan Koppen in 2003.

OL DAN CONNOLLY

Connolly has been one of the most versatile Patriots over the past six seasons, having started at center and both guard positions ... He got the start at center in the first three games of the season and at left guard the past three games.

OL SEBASTIAN VOLLMER

Vollmer constitutes the right side of New England's 6-8 tackle bookends (along with LT Nate Solder) and has started at right tackle in the first six games of the 2014 season.

TE TIM WRIGHT

Wright had his second straight game with a touchdown catch at Buffalo (10/12) ... He caught his first touchdown as a Patriot vs. Cincinnati (10/5), finishing with season highs of five catches, 85 yards and a touchdown ... Was traded to New England along with a 2015 fourth-round draft pick in exchange for G Logan Mankins.

RB SHANE VEREEN

Vereen racked up a season-high 90 rushing yards on only nine carries in the win vs. Cincinnati (10/5) ... Threat in the passing game who is third on the team with 18 catches for 114 yards.

TE ROB GRONKOWSKI

Gronkowski had his first 100-yard receiving game of the season vs. Cincinnati, finishing with 100 yards and one touchdown on six catches ... He has caught a touchdown pass in four of the first six games of the season.



RB STEVAN RIDLEY

Ridley posted his seventh career 100-yard game vs. Cincinnati (10/5) and the second of the season, finishing with 113 yards and one touchdown ... Also rushed 25 times for 101 yards and a touchdown at Minnesota (9/14)

PATRIOTS ALL-TIME SINGLE-SEASON RUSHING YARDS

Rank	Player	Year	Att	Yds	Avg	TD
1	Corey Dillon	2004	345	1,635	4.7	12
2	Curtis Martin	1995	368	1,487	4.0	14
3	Jim Nance	1966	299	1,458	4.9	11
4	Stevan Ridley	2012	290	1,263	4.4	12

WR BRANDON LaFELL

LaFell caught four passes for 94 yards and two touchdowns in the win at Buffalo (10/12) ... Had his first 100-yard receiving game and his first touchdown as a Patriot at Kansas City (9/29), finishing with six receptions for 119 yards and one touchdown. It was the third 100-yard receiving game of LaFell's career.

WR JULIAN EDELMAN

Edelman leads the Patriots and is tied for tenth in the NFL with 40 receptions for 409 yards and one touchdown ... Has caught six or more passes in four of the first six games of the season.





PATRIOTS

KEY CONTRIBUTORS

DEFENSE

DE ROB NINKOVICH

Ninkovich recorded his first career three-sack game in the win at Buffalo (10/12), taking down his college teammate Kyle Orton for a loss of 19 yards.



DT VINCE WILFORK

Wilfork was named a defensive co-captain for the seventh straight season in 2014, and he has started up front in the first six games ... Sealed the win vs. Oakland (9/21) by intercepting a deflected Derek Carr pass on the Patriots 12-yard line with less than a minute to play.

FEWEST POINTS ALLOWED SINCE 2004

Rank	Team	Pts/G
1	Pittsburgh Steelers	17.5
2	Baltimore Ravens	18.0
3	New England Patriots	19.0
4	San Diego Chargers	20.2
5	Seattle Seahawks	20.4

DT CHRIS JONES

Jones has started four of the first six games of the season at defensive tackle ... Recorded the first sack of Bengals quarterback Andy Dalton in the win vs. Cincinnati (10/5).

DE CHANDLER JONES

Jones forced and recovered a fumble on his sack of Kyle Orton in the win at Buffalo (10/12) ... Earned AFC Defensive Player of the Week honors after recording his fifth career two-sack game and blocking a field goal that he returned 58 yards for a touchdown in the win at Minnesota (9/14) ... The block, which is the second of Jones' career, came in the second quarter on a 48-yard attempt and is the fifth blocked field goal returned for a touchdown in Patriots history.



LB DONT'A HIGHTOWER

Hightower started at linebacker in the first four games and posted his first career two-sack game at Minnesota (9/14).

LB JAMIE COLLINS

Collins recorded his first regular season interception off Kyle Orton in the win at Buffalo (10/12) ... Started at linebacker in five of the first six games of the season, totaling 26 tackles, two passes defended, a forced fumble and an interception.

LB JEROD MAYO

Mayo leads the Patriots with 52 tackles through six games ... He also recovered a fumble and recorded one sack for nine yards ... Has started all six games at inside linebacker.

CB ALFONZO DENNARD


Has started the past two games at right cornerback after missing three games due to injury ... Started in the season opener at Miami (9/7) and recorded two tackles, and one pass defended ... Intercepted Ryan Tannehill deep in Patriots territory in the second quarter, leading to a touchdown.

S PATRICK CHUNG

Chung started at safety opposite Devin McCourty in the first six games of the season ... Led the team with nine tackles in the win at Buffalo (10/12) ... He posted 13 tackles and also returned five kickoffs for 111 yards.

S DEVIN MCCOURTY

McCourty returned a first-quarter interception 60 yards to the 1-yard line to set up a Patriots touchdown in the win at Minnesota (9/14) ... Started at safety in Week 1 at Miami, posting seven tackles. ... Has started every game he has played in.



CB DARRELLE REVIS

Revis recorded his first interception as a Patriot in the win at Minnesota (9/14), picking off Matt Cassel in the second quarter, and also limiting Greg Jennings to just one catch for four yards ... Made his Patriots debut Week 1 at Miami, recording two passes defended and also recovering a fumble.

Since entering the NFL in 2007, Revis has 21 interceptions and leads the league with 112 passes defended.

PASSES DEFENSED SINCE 2007

Rank	Player	PD
1	Darrelle Revis	112
2	Tramon Williams	108
3	DeAngelo Hall	105
4	D. Rodgers-Cromartie	104
5	Asante Samuel	103
6	Jonathan Joseph	100



SECOND WINNINGEST PRO SPORTS TEAM SINCE 1994

PATRIOTS ARE SECOND WINNINGEST PRO SPORTS FRANCHISE SINCE 1994

Since the 1994 season, the Patriots have won 67.8 percent of their regular season games (221-105), compiling the second-highest winning percentage in major American professional sports over that period. Since 1994, there have been 143 franchises that have fielded teams in the five major American sports leagues (NFL, MLB, NBA, NHL and MLS).

HIGHEST WINNING PERCENTAGE IN MAJOR AMERICAN PROFESSIONAL SPORTS, 1994-PRESENT

(Regular Season – Includes National Football League, Major League Baseball, National Basketball Association, National Hockey League and Major League Soccer)

Records updated through games of October 12, 2014

Rk	Team	Lg	W	L	T/OTL	Pct.
1	San Antonio Spurs	NBA	1091	500	0	0.686
2	New England Patriots	NFL	221	105	0	0.678
3	Detroit Red Wings	NHL	880	404	208	0.660
4	Green Bay Packers	NFL	208	117	1	0.640
5	Los Angeles Lakers	NBA	1006	586	0	0.632
6	Pittsburgh Steelers	NFL	203	122	1	0.624
7	Indianapolis Colts	NFL	198	128	0	0.607
8	New Jersey Devils	NHL	803	488	202	0.605
9	Seattle Sounders FC	MLS	93	54	47	0.601
10	Denver Broncos	NFL	195	130	0	0.600
11	New York Yankees	MLB	1970	1361	0	0.591
12	Utah Jazz	NBA	935	657	0	0.587
12	Dallas Stars	NHL	772	512	208	0.587
14	Philadelphia Flyers	NHL	754	502	224	0.585
15	Colorado Avalanche/Quebec Nordiques	NHL	775	524	193	0.584
16	Phoenix Suns	NBA	914	678	0	0.574
17	Dallas Mavericks	NBA	913	679	0	0.573
17	Miami Heat	NBA	912	680	0	0.573
19	Atlanta Braves	MLB	1905	1429	0	0.571
20	Los Angeles Galaxy	MLS	281	198	113	0.570
20	Oklahoma City/Seattle Thunder	NBA	907	685	0	0.570
22	San Jose Sharks	NHL	738	546	208	0.564
22	St. Louis Blues	NHL	733	542	216	0.564
24	Boston Bruins	NHL	726	538	229	0.563
25	Pittsburgh Penguins	NHL	747	565	179	0.561
26	Indiana Pacers	NBA	890	701	0	0.559
27	Philadelphia Eagles	NFL	181	143	1	0.558
28	Vancouver Canucks	NHL	722	554	216	0.556
29	Houston Rockets	NBA	882	710	0	0.554
30	Baltimore Ravens	NFL	162	131	1	0.553
31	Ottawa Senators	NHL	718	569	205	0.550
32	San Francisco 49ers	NFL	178	146	1	0.549
33	Boston Red Sox	MLB	1825	1511	0	0.547
34	Washington Capitals	NHL	708	577	206	0.544
35	Houston Dynamo	MLS	112	88	86	0.542
36	Chicago Fire	MLS	221	179	129	0.540
37	St. Louis Cardinals	MLB	1798	1535	0	0.539
37	Buffalo Sabres	NHL	702	587	203	0.539
39	Nashville Predators	NHL	559	469	160	0.538
40	Portland TrailBlazers	NBA	855	737	0	0.537
40	Dallas Cowboys	NFL	175	151	0	0.537
42	Montreal Canadiens	NHL	692	592	209	0.533
42	Minnesota Wild	NHL	476	408	150	0.533
42	Anaheim Ducks	NHL	690	592	210	0.533
42	Chicago Blackhawks	NHL	678	581	224	0.533
46	Los Angeles Dodgers	MLB	1770	1565	0	0.531
47	Toronto Maple Leafs	NHL	692	603	198	0.530
48	Los Angeles/Anaheim/CA Angels	MLB	1765	1572	0	0.529
49	Orlando Magic	NBA	841	751	0	0.528
50	New York Rangers	NHL	692	610	191	0.527

NOTES: This analysis uses NFL rules when calculating winning percentage, counting ties as a half-win and a half-loss. For NHL teams, overtime losses (OTL) and ties from 2001-2004 (the NHL abolished ties in 2005-2006 and instituted a shootout system) are counted as ties when calculating winning percentage.

HIGHEST WINNING PERCENTAGE AMONG BOSTON-AREA MAJOR PROFESSIONAL SPORTS TEAMS, 1994-PRESENT

(Rankings listed below are each team's overall ranking among the 143 major American pro sports teams)

Records updated through games of October 12, 2014

Rank	Team	Lg.	W	L	T/OTL	Pct.
2	New England Patriots	NFL	221	105	0	0.678
24	Boston Bruins	NHL	726	538	229	0.563
33	Boston Red Sox	MLB	1825	1511	0	0.547
88	Boston Celtics	NBA	779	812	0	0.490
102	New England Revolution	MLS	223	255	115	0.473