

**BILLIEVE** **BUFFALO** **BILLS**  
2014 WEEKLY RELEASE



REGULAR SEASON WEEK 6: BUFFALO BILLS vs. NEW ENGLAND PATRIOTS | Sunday, October 12 | 1:00 PM | FOX-TV





# BUFFALO BILLS

## 2014 WEEKLY RELEASE

REGULAR SEASON WEEK 6: BUFFALO BILLS vs NEW ENGLAND PATRIOTS | Sunday, Oct. 12 | 1:00 PM | FOX-TV



### BUFFALO BILLS (3-2)

VS

### NEW ENGLAND PATRIOTS (3-2)



#### BILLS RETURN HOME TO TAKE ON PATRIOTS

The Buffalo Bills will return home to face the New England Patriots at Ralph Wilson Stadium on Sunday, October 12th at 1:00 p.m.

Buffalo and New England will meet for the 108th time in the regular season this week. The Bills are 41-65-1 all-time against the Patriots.

With a win over New England on Sunday, Buffalo will:

- *Have sole possession of first place in the AFC East entering Week 7 for the first time since 2008*
- *Start 2-0 against the AFC East for first time since 2005*

#### BILLS-PATRIOTS REGULAR SEASON SERIES

- Overall regular season record: 41-65-1
- Bills at home against Patriots: 22-30-1
- Last meeting at home: 9/8/2013, L 21-23
- First regular season meeting: 9/23/1960, W 13-0 at Boston
- Last regular season meeting: 12/8/2013, L 20-34 at New England

The Bills will stay at home to take on the Minnesota Vikings in Week 7 at Ralph Wilson Stadium with kickoff scheduled for 1:00 PM.

#### BROADCAST INFO

**TELEVISION:** FOX-TV  
**PRODUCER:** Barry Landis  
**DIRECTOR:** Bryan Lilley  
**PLAY-BY-PLAY:** Kenny Albert  
**COLOR ANALYST:** Daryl Johnston  
**SIDELINE:** Tony Siragusa



#### BILLS RADIO NETWORK

**FLAGSHIP:** Buffalo – WGR550 (550AM); Toronto – Fan 590; Rochester – WCMF (96.5) and WROC (950AM); Syracuse – WKRL (100.9/WKLL 94.9)  
**PLAY-BY-PLAY:** John Murphy (27th year, 11th as play-by-play)  
**COLOR ANALYST:** Mark Kelso (9th year)  
**SIDELINE:** Sal Capaccio (1st Year)

#### UPCOMING WEEK'S SCHEDULE

Tues, Oct. 7	Weds, Oct. 8	Thurs, Oct. 9	Fri, Oct. 10	Sat, Oct. 11	Sun, Oct. 12	Mon, Oct. 13
No Media Availability	9:20 AM Patriots Coach Bill Belichick Conference Call	12:15 PM Practice (Open for Stretch & Individual)	11:15 AM Practice (Open for Stretch & Individual)	No Media Availability	1:00 PM Bills vs. Patriots	10:30 - 11:15 AM Open Locker Room
Players' Day Off	12:15 PM Practice (Open for Stretch & Individual)	Coach Marrone Post-Practice & Open Locker Room	Coach Marrone Post-Practice & Open Locker Room		Ralph Wilson Stadium	3:00 PM Coach Marrone Available
	4:15 PM Patriots QB Tom Brady Conference Call		Coordinator/Asst. Coach (By Request Only)			
	Coach Marrone Post-Practice & Open Locker Room					

Scott Berchtold - Senior Vice President/Communications  
 scott.berchtold@bills.nfl.net :: 716-312-8701

Chris Jenkins - Executive Director of Media Relations  
 chris.jenkins@bills.nfl.net :: 716-312-8702

Kevin Kearns - Media Relations Assistant  
 kevin.kearns@bills.nfl.net :: 716-312-8704

Chris Fanelli - Media Relations Assistant  
 chris.fanelli@bills.nfl.net :: 716-312-8717

Kristy Boncal - Assistant to the Chief Marketing Officer & Media Relations Dept.  
 kristy.boncal@bills.nfl.net :: 716-312-8620





WON 3, LOST 2						* RUSHING	No.	Yds	Avg	Long	TD
09/07 W 23-20 OT at Chicago	62,425	Spiller	62	215	3.5	47	0				
09/14 W 29-10 Miami	69,954	Jackson	42	201	4.8	38	0				
09/21 L 10-22 San Diego	68,611	Dixon	7	63	9.0	47	0				
09/28 L 17-23 at Houston	71,756	Manuel	16	52	3.3	8	1				
10/05 W 17-14 at Detroit	62,775	Summers	3	11	3.7	4	0				
10/12 New England		Orton	1	0	0.0	0	0				
10/19 Minnesota		Goodwin	2	-4	-2.0	4	0				
10/26 at New York Jets		TEAM	133	538	4.0	47	1				
11/09 Kansas City		OPPONENTS	118	355	3.0	16	0				
11/13 at Miami		* RECEIVING	No.	Yds	Avg	Long	TD				
11/23 New York Jets		Jackson	26	228	8.8	28	1				
11/30 Cleveland		Watkins	24	284	11.8	30	2				
12/07 at Denver		Woods	14	156	11.1	32	0				
12/14 Green Bay		Chandler	13	137	10.5	37	0				
12/21 at Oakland		Spiller	13	106	8.2	25	1				
12/28 at New England		Mi. Williams	8	142	17.8	80t	1				
	Buff.	Opp.	Summers	3	8	2.7	4	0			
TOTAL FIRST DOWNS	82	104	Hogan	2	27	13.5	21	0			
Rushing	21	18	Gragg	2	16	8.0	14	1			
Passing	54	66	Goodwin	1	42	42.0	42	0			
Penalty	7	20	TEAM	106	1146	10.8	80t	6			
3rd Down: Made/Att	25/73	21/66	OPPONENTS	126	1335	10.6	55	7			
3rd Down Pct.	34.2	31.8	* INTERCEPTIONS	No.	Yds	Avg	Long	TD			
4th Down: Made/Att	0/2	1/4	McKelvin	2	1	0.5	1	0			
4th Down Pct.	0.0	25.0	Graham	1	45	45.0	45	0			
POSSESSION AVG.	29:18	30:42	Gilmore	1	21	21.0	21	0			
TOTAL NET YARDS	1626	1614	K. Williams	1	2	2.0	2	0			
Avg. Per Game	325.2	322.8	Bradham	1	0	0.0	0	0			
Total Plays	316	326	TEAM	6	69	11.5	45	0			
Avg. Per Play	5.1	5.0	OPPONENTS	4	126	31.5	80t	2			
NET YARDS RUSHING	538	355	* PUNTING	No.	Yds	Avg	Net TB	In Lg B			
Avg. Per Game	107.6	71.0	Schmidt	31	1333	43.0	39.0	2 12 61	0		
Total Rushes	133	118	TEAM	31	1333	43.0	39.0	2 12 61	0		
NET YARDS PASSING	1088	1259	OPPONENTS	29	1237	42.7	37.8	4 11 72	1		
Avg. Per Game	217.6	251.8	* PUNT RETURNS	Ret	FC	Yds	Avg	Long	TD		
Sacked/Yards Lost	8/58	17/76	McKelvin	8	4	61	7.6	14	0		
Gross Yards	1146	1335	Jackson	1	2	0	0.0	0	0		
Att./Completions	175/106	191/126	TEAM	9	6	61	6.8	14	0		
Completion Pct.	60.6	66.0	OPPONENTS	13	11	84	6.5	28	0		
Had Intercepted	4	6	* KICKOFF RETURNS	No.	Yds	Avg	Long	TD			
PUNTS/AVERAGE	31/43.0	29/42.7	Spiller	7	251	35.9	102t	1			
NET PUNTING AVG.	31/39.0	29/37.8	Dixon	2	25	12.5	14	0			
PENALTIES/YARDS	45/372	29/259	McKelvin	1	15	15.0	15	0			
FUMBLES/BALL LOST	6/0	7/4	Summers	1	11	11.0	11	0			
TOUCHDOWNS	8	9	TEAM	11	302	27.5	102t	1			
Rushing	1	0	OPPONENTS	5	119	23.8	41	0			
Passing	6	7	* FIELD GOALS	1-19	20-29	30-39	40-49	50+			
Returns	1	2	Carpenter	0/ 0	4/ 4	5/ 6	2/ 2	2/3			
* SCORE BY PERIODS	Q1 Q2 Q3 Q4 OT PTS	TEAM	0/ 0	4/ 4	5/ 6	2/ 2	2/3				
TEAM	13 29 24 27 3 96	OPPONENTS	1/ 1	0/ 0	3/ 3	2/ 4	2/3				
OPPONENTS	21 20 37 11 0 89	Carpenter:	(50G, 33G, 27G) (27G, 27G, 31G, 32G, 31N,								
* SCORING	TD-Ru-Pa-Rt K-PAT FG S PTS	38G) (45G) (31G) (45G, 50N, 25G, 58G)									
Carpenter	0 0 0 0 7/ 7 13/15 0 46	OPP:	(41G, 37G) (34G) (19G, 37G) (41G, 55G, 50G) (44N,								
Spiller	2 0 1 1 0 12	47N, 50N)									
Watkins	2 0 2 0 0 12										
Jackson	1 0 1 0 0 8										
Gragg	1 0 1 0 0 6										
Manuel	1										

* PASSING	Att	Cmp	Yds	Cmp%	Yds/Att	TD	TD%	Int	Int%	Long	Sack/Lost	Rating
Manuel	131	76	838	58.0	6.40	5	3.8	3	2.3	80t	6/ 44	80.3
Orton	43	30	308	69.8	7.16	1	2.3	1	2.3	42t	2/ 14	88.1
Jackson	1	0	0	0.0	0.00	0	0.0	0	0.0	---	0/ 0	39.6
TEAM	175	106	1146	60.6	6.55	6	3.4	4	2.3	80t	8/ 58	81.8
OPPONENTS	191	126	1335	66.0	6.99	7	3.7	6	3.1	55	17/ 76	85.3



## 2014 DEFENSIVE STATS

PLAYER	DEFENSIVE TACKLES			TOTAL
	Solo	Assist	TFL	
P. Brown	23	20	1	43
A. Williams	24	8	2	32
L. McKelvin	28	0	0	28
N. Bradham	8	15	1	23
M. Dareus	16	3	7	26
C. Graham	14	5	0	19
B. Spikes	10	9	1	19
D. Williams	14	5	1	19
J. Hughes	10	5	3	16
S. Gilmore	13	5	1	15
D. Searcy	9	5	1	14
N. Robey	10	3	1	13
Ma. Williams	12	1	5	13
K. Williams	8	3	3	11
K. Rivers	7	3	0	10
J. Wynn	6	3	0	8
S. Charles	4	3	2	7
M. Lawson	5	1	2	6
R. Brooks	3	0	0	3
C. Bryant	2	1	0	3
T. Powell	2	0	0	2
<b>TOTAL</b>	<b>228</b>	<b>95</b>	<b>32</b>	<b>323</b>

QUARTERBACK SACKS	
M. Dareus	5.0
Ma. Williams	3.5
J. Hughes	3.0
N. Bradham	1.5
S. Charles	1.0
M. Lawson	1.0
B. Spikes	1.0
K. Williams	1.0
<b>TOTAL</b>	<b>17.0</b>

INTERCEPTIONS	
L. McKelvin	2
N. Bradham	1
S. Gilmore	1
C. Graham	1
K. Williams	1
<b>TOTAL</b>	<b>6</b>

DEFENSIVE FORCED FUMBLES	
M. Dareus	1
J. Hughes	1
L. McKelvin	1
B. Spikes	1
<b>TOTAL</b>	<b>4</b>

DEFENSIVE FUMBLE RECOVERIES	
P. Brown	1
N. Robey	1
D. Searcy	1
<b>TOTAL</b>	<b>3</b>

DEFENSIVE TOUCHDOWNS	
N/A	0
<b>TOTAL</b>	<b>0</b>

PASSES DEFENSED	
C. Graham	7
L. McKelvin	3
N. Robey	3
N. Bradham	2
A. Williams	2
K. Williams	2
M. Dareus	2
S. Gilmore	1
M. Lawson	1
D. Searcy	1
B. Spikes	1
Du. Williams	1
<b>TOTAL</b>	<b>25</b>

## BILLS 2014 RANKINGS

Category	OFFENSE...		
	Total	AFC Rank	NFL Rank
Total Yards/Game	325.2	13th	26th
Points Per Game	19.2	12th	28th
Passing Yards/Game	217.6	10th	21st
Passing Yards/Attempt	6.2	10th	24th
Interceptions	4	T-9th	T-13th
Rushing Yards/Game	107.6	12th	20th
Rushing Yards/Play	4.0	8th	18th
Times Sacked	8	9th	13th
1st Downs/Game	16.4	14th	30th
3rd Down Efficiency	34.2%	12th	28th
4th Down Efficiency	0.0%	T-12th	T-29th
Time of Possession	29:18		
Punt Return Average	6.5	7th	19th
Kick Return Average	27.5	3rd	4th
Net Punt Average	39.0	10th	17th
Field Goal Percentage	86.6%	9th	16th

Category	DEFENSE...		
	Total	AFC Rank	NFL Rank
Total Yards/Game	322.8	5th	8th
Points Per Game	17.8	4th	5th
Passing Yards/Game	251.8	11th	20th
Passing Yards/Attempt	6.6	6th	9th
Interceptions	6	T-1st	T-4th
Rushing Yards/Game	71.0	1st	2nd
Rushing Yards/Play	3.0	1st	2nd
Sacks	17.0	T-1st	T-1st
1st Downs/Game	20.8	9th	T-19th
3rd Down Efficiency	31.8	1st	1st
4th Down Efficiency	25.0	6th	T-9th
Time of Possession	30:42		
Punt Return Average	6.5	6th	9th
Kick Return Average	23.8	9th	18th
Net Punt Average	37.8	2nd	6th
Field Goal Percentage	72.7	2nd	6th

## 2014 AFC EAST STANDINGS

TEAM	W	L	HOME	ROAD	PF	PA
<b>Buffalo</b>	<b>3</b>	<b>2</b>	<b>1-1</b>	<b>2-1</b>	<b>96</b>	<b>89</b>
New England	3	2	2-0	1-2	123	107
Miami	2	2	1-1	1-1	96	97
New York	1	4	1-2	0-2	79	127

## BILLS CHOOSE CAPTAINS FOR '14

The Buffalo Bills announced that **CB Corey Graham**, **RB Fred Jackson**, **LB Brandon Spikes**, **DT Kyle Williams**, **DE Mario Williams** and **C Eric Wood** have been selected by their teammates as the Bills' captains for the 2014 season.

**Kyle Williams** and **Jackson** are fourth-time captains for Buffalo, while **Wood** is a second-time captain. **Mario Williams**, **Spikes** and **Graham** are all first-time captains for the Bills.

Each player will have a letter 'C' affixed to their uniform to signify this honor. Their responsibilities will include assisting in the on-field communication with the game officials.



## LAST GAME: BILLS-LIONS

### REGULAR SEASON WEEK 5— Bills 17, Lions 14 October 5, 2014 – Ford Field – 62,775

The Buffalo Bills snapped their two-game losing streak, defeating the Detroit Lions on the road by a score of 17-14. The Bills improve to 3-2 on the season.

QB Kyle Orton impressed in his first start with the team. He completed recorded 308 passing yards on 30-of-43 passing, adding a touchdown pass to TE Chris Gragg in the fourth quarter. It was the first 300-yard passing game for a Bills quarterback since Ryan Fitzpatrick threw for 337 at New England on November 11, 2012.

RB Fred Jackson was once again a dual-threat on offense for Buffalo. He rushed 49 yards on 10 carries and added 58 yards through the air on a season-best seven catches. WR Sammy Watkins also hauled in seven receptions, tallying 87 yards receiving.

K Dan Carpenter connected on three field goals, including the game-winner from 58 yards. Colton Schmidt punted eight times, pinning the Lions inside the 20 three times.

The defense held dangerous Detroit team to just one offensive score and held Calvin Johnson to just one catch. In addition, RB Reggie Bush was allowed just 13 yards rushing. CB Stephon Gilmore intercepted his first pass of the season off of a high throw by Stafford. DT Marcell Dareus tallied a career-high three sacks, while Jerry Hughes turned in two for the game.

The Lions built a 14-0 lead after Matthew Stafford his WR Golden Tate in the end zone and CB Reshean Mathis jumped in front of a Kyle Orton pass, returning it for a 41-yard touchdown. The Bills stayed alive thanks to two Dan Carpenter field goals, allowing Buffalo to enter the fourth quarter trailing 14-6. Orton led the Buffalo offense on a nine-play 74-yard drive, with a touchdown from Gragg and a Fred Jackson two-point conversation tying the score at 14. After Lions K Alex Henery missed a 50-yard field goal, Orton hit Sammy Watkins for a 20-yard gain that set up a 58-yard field goal attempt from Dan Carpenter. Carpenter split the uprights to send the Bills to 3-2 on the season on the heels of 17 unanswered points.

Leading the way for the Lions offense was WR Golden Tate. With Calvin Johnson forced to exit due to injury, Tate stepped up and hauled in seven catches a game-high 134 yards. The Lions were hurt by three missed field goals from K Alex Henery, along with two turnovers.

TEAM	1	2	3	4	Final
BILLS	0	3	3	11	17
LIONS	7	7	0	0	14

TM	QTR.	TIME	SCORING PLAY	DRIVE	SCR
DET	1	0:05	G. Tate 9 yd. pass from M. Stafford (A. Henery kick)	7-57, 3:38	0-7
DET	2	13:44	R. Mathis 41 yd. interception return (A. Henery kick)	6-24, 3:38	0-14
BUF	2	6:43	D. Carpenter 45 yd. Field Goal	9-56, 3:42	3-14
BUF	3	13:28	D. Carpenter 25 yd. Field Goal	9-74, 3:56	6-14
BUF	4	6:14	C. Gragg 2 yd. pass from K. Orton (F. Jackson run)	3-20, 0:17	14-14
BUF	4	0:04	D. Carpenter 58 yd. Field Goal		17-14

	BUF	NE
First Downs	19	13
Rushes-Yards	22-49	20-69
Net Passing Yards	294	194
Total Net Yards	343	263
Passing (A-C-I)	43-30-1	31-18-1
Sacked by Opp.	2-14	6-27
Punts-Average	8-43.1	7-47.1
Fumbles-Lost	3-0	3-1
Penalties	11-74	8-62
Time of Poss.	32:19	27:41

#### RUSHING

BILLS: F. Jackson 10-49; C. Spiller 10-8; K. Orton 1-0; M. Goodwin 1-(-8)  
LIONS: G. Winn 11-48; R. Bush 6-13; M. Stafford 3-8

#### PASSING

BILLS: K. Orton 30-43, 308 yards, 1 TD, 1 INT  
LIONS: M. Stafford 18-31, 221 yards, 1 TD, 1 INT

#### RECEIVING

BILLS: S. Watkins 7-87; F. Jackson 7-58; S. Chandler 4-21; R. Woods 3-37; C. Spiller 3-25; C. Hogan 2-27; M. Goodwin 1-42; Mi. Williams 1-8; C. Gragg 1-2, 1 TD; F. Summers 1-1  
LIONS: G. Tate 7-134, 1 TD; C. Fuller 3-17; R. Bush 2-30; B. Pettigrew 2-12; E. Ebron 2-8; J. Ross 1-13; C. Johnson 1-7

## WHAT TO LOOK FOR ...

### ..... OFFENSE

#### QB Kyle Orton

- Looking to record his third straight game with over 300 yards passing (308 last week at DET and 358 on 12/29/13 vs. PHI w/ DAL)

#### RB C.J. Spiller

- 130 yards behind Willis McGahee for the seventh most rushing yards in franchise history (3,365)

#### RB Fred Jackson

- Two rushing touchdowns to become the fourth Bill with 30 or more in his career
- With next touchdown, will tie Joe Cribbs for #7 in Bills history with 36.
- Needs six catches to tie Peerless Price for 10th all-time in Bills history with 288
- Looking to record fourth straight game with at least six catches. Would be first Bills RB with a streak of four games.

#### TE Scott Chandler

- Needs two receptions to become fourth Bills TE with 150 for his career
- Needs one receiving touchdown to become the fourth Bills TE with 15 or more in his career

### .... DEFENSE

#### CB Corey Graham

- Needs five passes defended to tie career-high with 12 in a season

### .... SPECIAL TEAMS

#### CB/PR Leodis McKelvin

- One punt return touchdown to set a new team record with four

#### RB/KR C.J. Spiller

- Needs 92 kickoff return yards to record 1,500 for his career

#### K Dan Carpenter

- Two made FG's to reach 175 for his career,
- Four made FG's to reach 50 as a Bill.
- Needs seven PATs to convert 200 for his career





## QUOTE OF THE WEEK

Bills K Dan Carpenter on the team winning close games:

*"You know we're fighting through adversity. It's really hard to win in this league. It's really hard to win anywhere, but it's that much harder to win on the road. You have a lot of games that come to three points, seven points or less and I just think we're finding ways to win and fighting through that adversity. Maybe a bad play or a negative play and we're being able to bounce back from it and find a way to win."*

## BILLS-PATRIOTS SERIES HIGHS

### Rushing Yards

Bills: 250, O.J. Simpson 9/16/73 @ NE  
Patriots: 189, LeGarrette Blount 12/29/13 @ NE

### Receiving Yards

Bills: 177, Eric Moulds 11/29/98 @NE  
Patriots: 217, Wes Welker 9/25/11 @BUF

### Passing Yards

Bills: 369, Ryan Fitzpatrick 9/25/11 @ BUF  
Patriots: 387, Tom Brady 9/25/11 @BUF

## TALE OF THE TAPE - 2014 STATS

Bills	Category	Patriots
3-2	Record	3-2
96	Points Scored	123
89	Points Allowed	107
8	Touchdowns Scored	12
9	Touchdowns Allowed	11
1	Rushing TDs	3
6	Passing TDs	7
1	Return TDs	2
0	Rushing TDs Allowed	2
7	Passing TDs Allowed	8
2	Return TDs Allowed	1
8/58	Sacked/Yards Lost	11/54
6/0	Fumbles/Lost	8/3
4	Had Intercepted	2
13/15	Field Goals Made/Attempted	13/13
325.2	Average Yards Per Game	339.8
322.8	Opp. Average Yards Per Game	316.2
107.6	Average Rushing Yards Per Game	122.0
71.0	Opp. Avg. Rushing Yards Per Game	119.6
217.6	Average Passing Yards Per Game	217.8
251.8	Opp. Avg. Passing Yards Per Game	196.6
+6	Turnover Ratio	+6
29:18	Average Time of Possession	31:02
26th/21st/21st	NFL Rank-Total Offense/Run/Pass	21st/15th/T-19th
8th/1st/21st	NFL Rank-Total Defense/Run/Pass	4th/17th/3rd

## 2014 BILLS/PATRIOTS LEADERS

### BILLS

EJ Manuel - 838 yards  
Kyle Orton - 308 yards

### PASSING

Tom Brady - 1,083 yards

### RUSHING

C.J. Spiller - 215 yards  
Fred Jackson - 201 yards

Stevan Ridley - 317 yards  
Shane Vereen - 212 yards

### RECEIVING

Fred Jackson - 228 yards  
Sammy Watkins - 284 yards  
Robert Woods - 156 yards

Julian Edelman - 318 yards  
Rob Gronkowski - 247 yards  
Brandon LaFell - 185 yards

### POINTS

Dan Carpenter - 46  
C.J. Spiller - 12  
Sammy Watkins - 12

Stephen Gostkowski - 51  
Rob Gronkowski - 24  
Stevan Ridley - 12

### INTERCEPTIONS

Leodis McKelvin - 2  
Corey Graham - 1  
Stephon Gilmore - 1  
Kyle Williams - 1  
Nigel Bradham - 1

Devin McCourty - 1  
Vince Wilfork - 1  
Alfonzo Dennard - 1  
Dominique Easley - 1  
Darrelle Revis - 1  
Logan Ryan - 1

### SACKS

Marcell Dareus - 5.0  
Mario Williams - 3.5  
Jerry Hughes - 3.0  
Nigel Bradham - 1.5  
Stefan Charles - 1.0  
Manny Lawson - 1.0  
Brandon Spikes - 1.0  
Kyle Williams - 1.0

Chandler Jones - 2.5  
Dont'a Hightower - 2.0  
Chris Jones - 1.5  
Kyle Arrington - 1.0  
Jerod Mayo - 1.0  
Rob Ninkovich - 1.0

### TACKLES

Preston Brown - 43  
Aaron Williams - 32  
Leodis McKelvin - 28  
Nigel Bradham - 23  
Marcell Dareus - 19  
Brandon Spikes - 19  
Corey Graham - 19  
Duke Williams - 19

Jerod Mayo - 48  
Jamie Collins - 22  
Dont'a Hightower - 20  
Rob Ninkovich - 18  
Chandler Jones - 17  
Darrelle Revis - 17



## BILLS - PATRIOTS CONNECTIONS

### Notable Connections

*Bills = bold italic; Patriots = bold*

#### FORMER BILLS/PATRIOTS

- Bills linebackers coach **Pepper Johnson** served in several defensive coaching roles for the Patriots from 2000-13. Notably, he was the defensive line coach from 2004-11 and the linebackers coach from 2012-13.
- Bills LB **Brandon Spikes** was drafted by New England in second round (62nd overall) of the 2010 draft, playing for the team from 2010-13.
- Bills TE **Lee Smith** was the 159th pick of the 2011 NFL Draft the Patriots.
- New England LB **Chris White** spent his first two years in the NFL with Buffalo before being traded prior to the 2013 season. He was the team's sixth-round (169th) draft selection in 2011.

#### AREA CONNECTIONS

- Patriots tight ends coach **Brian Daboll** grew up just 5 miles from Ralph Wilson Stadium in Athol Springs, NY. He attended the University of Rochester, lettering in football and serving as a student coaching assistant.
- Patriots LB **Chandler Jones** was born in Rochester, NY and attended Syracuse University.

#### NFL CONNECTIONS

- Bills linebackers coach **Pepper Johnson** played under then Giants defensive coordinator **Bill Belichick** from 1986-90, winning Super Bowl XXI and Super Bowl XXV together. **Johnson** also played under **Belichick** with the New York Jets from 1997-98 while the current Patriots head coach was the Jets assistant head coach.
- From 2003-04, Bills special teams coordinator **Danny Crossman** was a special teams assistant under current Patriots special teams coordinator **Scott O'Brien** while he was in the same position for Carolina.
- Bills head coach **Doug Marrone** was in New Orleans as the Saints offensive coordinator from 2006-08, while Patriots LB **Rob Ninkovich** was also there
- Bills offensive line coach **Pat Morris** coached with Patriots wide receiver coach **Chad O'Shea** in Minnesota from 2006-08.
- From 2007-08 Bills T **Erik Pears** and Patriots special teams coordinator **Scott O'Brien** were with the Denver Broncos.
- Patriots WR **Danny Amendola** played for the Rams with Bills G **Chris Williams** in 2012.

#### COLLEGE CONNECTIONS

- Patriots DE **Chandler Jones** (2008-11) played at Syracuse, where current Bills HC **Doug Marrone** served the same position from 2009-12 and current assistant strength and condition coach **Hal Luther** served as director of strength & conditioning from 2000-12.
- Patriots DE **Chandler Jones** played with Bills WR **Mike Williams** for the Orange form 2008-09.
- Patriots S **Steve Gregory** played at Syracuse from 2002-05 while **Luther** was there.
- Patriots LB **Rob Ninkovich** and Bills QB **Kyle Orton** played at Purdue in 2004, leading the Boilermakers to as high as number five in the polls.
- Bills CB **Ron Brooks**, Patriots WR **Brandon LaFell** and Patriots RB **Stevan Ridley** competed together at LSU in 2008.
- Bills DT **Marcell Dareus** played with Patriots LB **Dont'a Hightower** at Alabama from 2008-09.
- Bills LB **Jerry Hughes** played with Patriots WR **Josh Boyce** and OT **Marcus Cannon** at Texas Christian in 2009.
- Bills S **Duke Williams** shared a locker room at Nevada with Patriots OL **Chris Barker** from 2009-12.
- Bills RB **Boobie Dixon** played at Mississippi State with Patriots LB **Chris White** in 2009.



## **BILLS PROJECTED STARTERS**

### **OFFENSE**

**WR Robert Woods** - Caught three passes for 37 yards against Detroit. For the season, Woods has 14 receptions for 156 yards. Has a reception in all 19 career games played. Became the 73rd player in franchise history with over 50 receptions in his career.

**LT Cordy Glenn** - Has started the first five games of the season at left tackle after starting all 16 last season.

**LG Chris Williams** - Has started three of the five games this season at left guard. Has started 57 of his 72 career games.

**C Eric Wood** - A team captain for the second time, Wood has started all five games at center. Has started all 68 of his career games.

**RG Erik Pears** - Made the switch from RT to RG and has started all five games this season. Has started in 75 of his 90 career games.

**RT Seantrel Henderson** - A seventh round draft pick, Henderson exceeded expectations in training camp and won the starting job at RT. Has started in all five games this season.

**TE Scott Chandler** - Had four catches for 21 yards against Detroit. Chandler now has a catch in 36 of his last 37 games. One of only eight TEs in Bills history with over 100 catches.

**WR Sammy Watkins** - Had seven catches for 87 yards against Detroit, including a 20-yard circus catch that setup the gamewinning field goal. For the season, Watkins has 24 catches for 284 yards and two touchdowns. His 24 receptions in his first five games is tied for the most ever by a Bills rookie along with Jerry Butler in 1979.

**QB Kyle Orton** - Completed 30 of 43 passes for 308 yards and one touchdown in his first start as a Bill against Detroit. With the 308 passing yards, Orton became the fifth NFL QB since 1960 to record 300+ yards in a game with five teams in his career.

**RB C.J. Spiller** - Ran the ball 10 times for 8 yards and had three receptions for 25 yards against Detroit. Leads the team with 214 yards on 61 carries this season and has averaged a club-record 4.97 yards per rushing attempt in his career.

**FB Frank Summers** - Had one reception for one yard against Detroit. On the season, Summers has three attempts for 11 yards and three receptions for eight yards.

### **KEY RESERVES**

**RB Fred Jackson** - Had 11 rush attempts for 50 yards and caught seven passes for 58 yards against Detroit. First Bills RB ever with 6+ receptions in three straight games after recording 8, 6 and 7 in his last three games. Jackson is one of five undrafted players in NFL history with 5,000+ rushing yards in their career.

### **DEFENSE**

**DE Mario Williams** - Recorded three tackles and a sack against the Lions. On the season, the first-time team captain has 13 tackles, 3.5 sacks and five tackles for a loss.

**DT Kyle Williams** - Was inactive against the Lions. Had two tackles, a tackled for a loss and a pass defended that led to Nigel Bradham's interception against the Texans. For the season, Williams has 11 tackles, one sack, one interception and four QB hits.

**DT Marcell Dareus** - Recorded a career-high three sacks against Detroit to go along with five tackles, two tackles for a loss and a forced fumble. Has 19 tackles, five sacks and seven tackles for a loss on the season.

**DE Jerry Hughes** - Had two sacks, five tackles and a forced fumble in the Bills victory over the Lions and now has 16 tackles and three sacks on the season. Broke through for a career-high 10 sacks in 2013.

**LB Preston Brown** - The rookie had three tackles against the Lions and now has 43 on the year. His 43 tackles rank second in the NFL amongst his fellow rookies.

**LB Nigel Bradham** - Was inactive against the Lions. Recorded the first sack and first interception of his career along with three tackles against the Texans. In his three games played on the season, Bradham has recorded 23 tackles.

**LB Brandon Spikes** - Led the team with six tackles against the Lions and has recorded 19 tackles and a sack so far this season.

**CB Leodis McKelvin** - Recorded five tackles and a pass defended against the Lions and now has 28 tackles on the season.

**CB Stephon Gilmore** - Had four tackles and an interception against the Lions. Now has 15 tackles on the season.

**S Da'Norris Searcy** - Recorded one tackle in the victory against the Lions. For the season, has recorded 14 tackles and one pass defended.

**S Aaron Williams** - Had four tackles in the victory against the Lions. Williams has 32 tackles and two passes defended on the season.

### **KEY RESERVES**

**CB Corey Graham** - For the season, Graham has 19 tackles, one interception and is tied for sixth in the NFL with eight passes defended.

**LB Keith Rivers** - Has 10 tackles for the season in his three games played.

**S Duke Williams** - Recorded three tackles against Detroit. For the season, the second-year man has 19 tackles and one pass defended.





## NEW FACES AT ONE BILLS DRIVE

### 2014 VETERAN ADDITIONS

**RB Bryce Brown** acquired by Buffalo via trade with the Philadelphia Eagles on May 10, 2014 after being drafted by the Eagles in the seventh round (229th overall) of the 2012 NFL Draft. Has played in 32 career games with 5 starts and has carried the ball 190 times for 878 yards and six touchdowns. Brown also broke the Eagle's single-game rookie rushing record with 178 yards in his first NFL start vs. Carolina on November 26, 2012.

**RB Boobie Dixon** signed by the Bills on March 15, 2014 after being drafted by the 49ers in the sixth round (173rd overall) of the 2010 NFL Draft. He's played in 69 career games with one start and has carried the ball 155 times for 521 yards and eight touchdowns.

**K Jordan Gay** signed with the Bills on August 26, 2014. He spent part of the 2013 season and 2014 offseason with the New York Giants. Has played in five career games and has 21 touchbacks on 26 kickoffs.

**CB Corey Graham** signed by the Bills on March 12, 2014 after playing the last two seasons with the Baltimore Ravens. Originally selected by the Bears in the fifth round (168th overall) of the 2007 NFL Draft. The 2011 Pro Bowler has played in 114 career games with 25 starts and has recorded 246 career tackles and 11 interceptions.

**QB Kyle Orton** signed with the Bills on August 29, 2014. Has completed 30-of-43 pass attempts for 308 yards, one touchdown and one interception on the season. He has started 71-of-76 career games over a nine-year career that has spanned five teams. He has accumulated 15,327 passing yards, 84 touchdowns and 1,356 completions. Orton owns a 36-35 record as a starter.

**LB Keith Rivers** entered the NFL as a first-round (ninth overall) draft selection of the Cincinnati Bengals in 2008 and spent his first four years with the Bengals before joining the Giants in 2012. He has 272 tackles (178 solo) and three sacks in 65 NFL career games (49 starts).

**P Colton Schmidt** signed with the Bills on August 30th. He spent the 2014 preseason with San Francisco. Schmidt entered the league as an undrafted free agent in 2013 with the 49ers. Has played five games and has pinned 12 of his 31 punts in the opponent's 20.

**LB Brandon Spikes** signed with the Bills as a free agent on March 15, 2014 after originally entering the NFL as the second-round (62d overall) pick of the Patriots in the 2010 NFL Draft. Has started 41 of his 56 career games and recorded 303 tackles (184 solo), 2.0 sacks, 13 pass break-ups, two interceptions, six forced fumbles and 16 tackles for a loss.

**G Chris Williams** signed with the Bills on March 12, 2014 after playing two seasons with the Rams. Was drafted by the Bears in the first round (14th overall) of the 2008 NFL Draft. Has played in 72 career games with 57 starts.

**WR Mike Williams** was acquired in a trade with the Buccaneers on April 4, 2014. Originally selected in the 4th round (101st overall) in the 2010 NFL Draft by the Buccaneers. Has 223 receptions for 3,089 yards and 26 touchdowns in his NFL career.

**DE Jarius Wynn** signed by Buffalo on April 8, 2014 after previously spending time with the Cowboys, Chargers, Titans and Packers. Has started 6 of his 63 career games played and has 53 tackles and 8.5 sacks.

### 2014 ROOKIE DRAFT CLASS

**WR Sammy Watkins** (1st, 4th overall) played three seasons at Clemson (2011-13) and finished his collegiate career with 240 receptions for 3,391 yards and 27 touchdowns. Set the school record for receptions and receiving yards and tied the school record for receiving touchdowns. Added 1,376 yards on 60 kickoff returns (22.93 avg) and totaled 5,129 all-purpose yards for his career. He ranks second in ACC history for career receptions and third in conference history for receiving yards and his 5,129 all-purpose yards rank second in school history behind fellow Bill C.J. Spiller. Has started all five games in his NFL career and has 24 receptions for 284 yards and two touchdowns.

**T Cyrus Kouandjio** (2nd, 44th overall) played at the University of Alabama for three years (2011-13) and started 27 of his 35 career games played while a member of the Crimson Tide. He registered 244 knockdowns during his two seasons in the starting lineup and was a consensus 2013 All-American and a two-time National Champion (2012-13).

**LB Preston Brown** (3rd, 73rd overall) played four years at Louisville (2010-13) and started 37 of 52 career games played while finishing his career with 301 tackles, seven sacks, 26 tackles for a loss, three forced fumbles, two fumble recoveries, five passes defended and one interception. He became just the 12th player to lead the team in tackles in multiple seasons since the Cardinals officially started compiling defensive records in 1962. Has started all five games and ranks among all rookies with 43 tackles.

**CB Ross Cockrell** (4th, 109th overall) attended Duke University for five years (2009-13) and started all 49 career games played at Duke finishing his career with 233 tackles, seven sacks, 12 interceptions and 42 passes broken up. He was a team captain in 2012 and 2013. Named a two-time first team All-ACC selection in 2012 and 2013 and received an honorable mention All-America selection in 2012. Over his collegiate career, he was a four-time All-ACC Academic honoree and finished ranked first in passes defended and passes broken up in school history.

**G Cyril Richardson** (5th, 153rd overall) attended Baylor University for five years (2009-13) and started 42 of his 51 career games played as a Bear. A two-time All-American offensive lineman and the only player to be a two-time Big 12 Offensive Lineman of the Year, he won the 2013 Jim Parker Award and was a finalist for the 2013 Outland Trophy. Played predominantly left guard in college, but also spent time at left tackle. Has started the past two games at LG.

**LB Randell Johnson** (7th, 221st overall) attended Florida Atlantic for five years (2009-13) and saw action in 42 games and amassed 195 tackles and matched the school record for tackles for a loss (30.5). Has played in three games and has one fumble recovery on special teams.

**T Seantrel Henderson** (7th, 237th overall) played at the University of Miami for four years (2010-13) and started 26 of his 43 career games played as a Hurricane. A two-time All-ACC honoree, he finished his collegiate career with 211 knockdowns and 25 touchdown-resulting blocks. Has started all five games at right tackle.



## MARRONE IN YEAR ONE

Doug Marrone was named the 16th head coach in Buffalo Bills history on January 7, 2013 and he quickly went about establishing a new culture at One Bills Drive.



Marrone instilled a coaching philosophy in his first year that is centered around the phrase "What it means to be a Buffalo Bill," a belief he and his coaching staff share that holds players accountable and prepares them to be mentally and physically tough.

Buffalo accomplished several feats under Marrone in 2013 as the team finished the season with a 6-10 mark. The offensive unit paced the AFC and finished second in the NFL with an average of 144.2 rushing yards per game and led the league with a 95.5-percent red zone efficiency mark. The Bills' defense established a team record with 57.0 sacks – second-most in the NFL and an AFC-best – while recording 23 interceptions, also a conference high and second in the League.

Four players earned Pro Bowl recognition honors following the 2013 campaign under Coach Marrone – FS Jairus Byrd, DT Marcell Dareus, DT Kyle Williams and DE Mario Williams – to mark the first time since 2004 that more than four Bills defenders were selected to the annual game.

Marrone also saw extensive contributions from several members of the team's 2013 rookie class. QB EJ Manuel made 10 starts and set team rookie records for passing touchdowns (11) and completions (180). WR Robert Woods finished fifth in the NFL among the 2013 rookie class hauling in 40 catches for 587 yards and three touchdowns. LB Kiko Alonso started each of the team's 16 games and led the team with 159 tackles – third-most by an NFL defender.

### Marrone's Record As A Coach

College assistant coach (10 seasons) .....	68-46
College Head Coach (four seasons) .....	25-25
NFL assistant - regular season (seven seasons) .....	54-58
NFL assistant - postseason .....	3-3
NFL Head Coach (two seasons) .....	9-12
Career Total (22 seasons) .....	158-142

## 2014 COACHING CHANGES

Head Coach Doug Marrone made several changes to his coaching staff during the 2014 offseason. In addition to promoting Jason Rebrovich from Defensive Quality Control coach to Assistant Defensive Line coach, Marrone also brought some new faces to the staff.

Marrone tabbed Jim Schwartz to be the Defensive Coordinator, Thad Bogardus as Defensive Quality Control coach, Todd Downing as the Quarterbacks coach, Jim Hostler as Senior Offensive Assistant, Pepper Johnson as Defensive Line coach, Rob Moore as Wide Receivers coach and Fred Pagac as Linebackers coach.

**Jim Schwartz** will enter his 21st year in the NFL coaching ranks and ninth as a defensive coordinator. He served in the same capacity with the Tennessee Titans from 2001-08, overseeing a defense that finished in the top 10 in both rushing yards allowed per game (5th-103.5) and third down conversion rate (6th-36.1%) during his tenure. He served as the Head Coach of the Detroit Lions for the last five seasons, leading them to the playoffs in 2011.

**Thad Bogardus** will enter his first season in the NFL coaching ranks after spending the past three seasons with Ball State as a graduate assistant. He began his time with the Cardinals in 2011 as a football operations graduate assistant before working as a defensive graduate assistant in 2012 and 2013.

**Todd Downing** will enter his 12th year in the NFL coaching ranks and fourth as a quarterbacks coach. He served in the same capacity with the Detroit Lions from 2011-13, helping Lions QB Matthew Stafford become the Lions' franchise leading passer (17,457 career passing yards) in 2013.

**Jim Hostler** comes to Buffalo with 15 years of NFL coaching experience, including the past six seasons as the Baltimore Ravens' wide receivers coach. During his time with the Ravens, Hostler oversaw a receiving corps that played an integral role in the team's 2012 Super Bowl championship. During the 2012 campaign, the Ravens' wideouts finished second in franchise history for most receiving yards during a single season with 3,996

A five-time Super Bowl champion, **Pepper Johnson** will enter his 15th year coaching in the NFL in 2014. Johnson has spent the past 14 seasons working for the New England Patriots, serving in a variety of roles including eight seasons (2004-11) as the team's defensive line coach. During his 13-year playing career, Johnson was a part of two championship teams and has been a member of three championship teams since joining New England's coaching staff in 2000.

**Rob Moore** will enter his first season in the NFL coaching ranks after spending the past four seasons as the wide receivers coach for Syracuse University. As a player, in 153 games played (146 starts), Moore registered 628 receptions for 9,368 yards and 49 touchdowns en route to earning Pro Bowl honors in 1994 and 1997, in addition to All-Pro honors during the 1997 season.

**Fred Pagac** comes to Buffalo after spending the past eight seasons with the Minnesota Vikings. During his time with the Vikings, Pagac helped lead the Vikings' defense to four top 10 finishes in total defense including three straight top-10 finishes from 2008-10.



## SCHWARTZ BRINGING A NEW LOOK

After five years as the head coach of the Detroit Lions, new defensive coordinator is returning to his roots on the defensive side of the ball.

While with Detroit, the Lions defense saw marked improvement and turned in impressive numbers each year.



- In 2013, the Lions' D finished first in the NFL in third down efficiency by limiting opponents to a 30.3 percent (64-of-211) conversion rate. They were also first in goal-to-go defense by holding opposing teams to just a 77.3 percent conversion rate.
- In 2012, the Lions finished at least 16th or higher in both rush (16th) and pass (14th) defense for the first time since 1993.
- The Lions returned seven fumbles or interceptions for touchdowns in 2011, which is a franchise record

Schwartz made his reputation on defense while serving as the defensive coordinator for the Tennessee Titans from 2001 to 2008. Schwartz's defense in Tennessee thrived in two major categories, rushing defense and third down conversions.

Over the course of his eight seasons running the Titans defense, the team ranked fifth in rushing yards allowed per game (103.3) and sixth in third down conversion rate at a percentage of 36.1.

### BET YOU DIDN'T KNOW...

- The Titans allowed just nine rushers over 100 yards in 64 home games under Schwartz
- Schwartz was a defensive assistant/quality control coach on the 1999 Titans team that went to Super Bowl XXXIV
- Started his career as a college and pro scout under Bill Belichick with the Cleveland Browns

## CROSSMAN ON SPECIAL TEAMS

Danny Crossman enters his second year as the Bills special teams coordinator looking to continue garnering positive results from all four phases.

- K Dan Carpenter had the most productive season of his career under Crossman last year as he tied a Bills record with 33 field goals and set a career-high with 131 points. Carpenter's field goal conversion rate of 91.67 percent was the second highest percentage in team history
- WR Marcus Easley flourished as a gunner under Crossman as he led the NFL with 23 special teams tackles

## HACKETT MIXING IT UP

In his first year as an NFL offensive coordinator with the Bills in 2013, the offense was highlighted by the explosive backfield duo of RBs Fred Jackson and C.J. Spiller.



### PAVING THE WAY ON THE GROUND

The Bills' running game generated an AFC-best 144.2 yards per game on the ground in 2013 - second best in the NFL:

### NFL TEAM RUSHING YARDS PER GAME - 2013

RK.	TEAM	RUSHES-YDS	YDS/GAME
1.	Philadelphia	500-2,566	160.4
2.	<b>Buffalo</b>	<b>546-2,307</b>	<b>144.2</b>
3.	San Francisco	505-2,201	137.6
4.	Seattle	509-2,188	136.8
5.	Washington	453-2,164	135.3

Buffalo produced 56 rushing plays of 10 yards or more - second most in the AFC (eighth in the NFL):

### AFC RUSHING PLAYS OF 10-PLUS YARDS- 2013

RK.	TEAM	10-PLUS YARD RUNS
1.	Kansas City	59
2.	<b>Buffalo</b>	<b>56</b>
3.	NY Jets	50
4.	New England	49
5.	Denver	48

### RED ZONE EFFICIENCY

Buffalo scored on 42 of their 44 red zone possessions for a 95.5 scoring efficiency mark in 2013 - the best in the NFL:

### NFL RED ZONE SCORING EFFICIENCY - 2013

RK.	TEAM	RZ DR	TD/FG	RZ %
1.	<b>Buffalo</b>	<b>44</b>	<b>21/21</b>	<b>95.5</b>
2.	Denver	67	51/12	94.0
3.	Pittsburgh	53	28/21	92.5
4.	Dallas	51	35/12	92.2
5.	Tennessee	49	28/17	91.8





## 2014 OFFENSIVE NOTES

### THE BIG PLAY

The Bills are tied for fourth in the NFL in pass plays over 25 yards, with 11 on the season:

#### NFL PASSING LEADERS - 2014

RK.	TEAM	25+ Pass Plays
1.	Pittsburgh	15
2.	Washington	13
3.	Denver	12
4t.	<b>Buffalo</b>	<b>11</b>

### FIRST DOWN YARDAGE

The Bills offense is fifth in the AFC, averaging 5.66 yards per play on first down:

#### AFC FIRST DOWN YARDAGE LEADERS - 2014

RK.	TEAM	YARDS	PLAYS	YDS/PLAY
1.	Cincinnati	754	114	6.61
2.	Tennessee	910	138	6.59
3.	Miami	789	128	6.16
4.	Pittsburgh	892	152	5.87
5.	<b>Buffalo</b>	<b>776</b>	<b>137</b>	<b>5.66</b>

## 2014 SPECIAL TEAMS NOTES

The special teams units have proven to be an asset so far this season. One of the main reasons for success has been both kickoff units. The Bills are first in average starting position after kickoffs and tied for fifth in touchbacks with 21:

#### STARTING POSITION AFTER KICKOFFS - 2014

RK.	TEAM	AVG. START
1.	<b>Buffalo</b>	<b>26.0</b>
2.	Miami	25.8
3.	Seattle	25.5
4t.	Minnesota	23.6
4t.	Philadelphia	23.6

## 2014 DEFENSIVE NOTES

The Buffalo defense has been lights out on third down the season, leading the NFL by limiting their opponents to a 31.8% conversion rate on third downs:

#### OPP. 3rd DOWN CONVERSION RATE - 2014

RK.	TEAM	MADE	ATT	PCT.
1.	<b>Buffalo</b>	<b>21</b>	<b>66</b>	<b>31.8</b>
2.	Indianapolis	18	56	32.1
3.	NY Glants	20	61	32.8

The Buffalo D is also excelling when it comes to interceptions. They currently rank tied for fourth in the NFL with six:

#### NFL INTERCEPTION LEADERS - 2014

RK.	TEAM	INT
1.	NY Giants	8
2t.	Chicago Bears	7
2t.	Green Bay Packers	7
4t.	<b>Buffalo Bills</b>	<b>6</b>

## 2014 DEFENSIVE NOTES

### STOPPING THE RUN

The Bills are second in the NFL in run defense on the season, allowing 71.0 yards per game:

#### NFL RUSHING DEFENSE - 2014

RK.	TEAM	RUSH YDS. ALLWD.
1.	Seattle Seahawks	62.2
2.	<b>Buffalo Bills</b>	<b>71.0</b>
3.	San Francisco 49ers	73.8
4.	Detroit Lions	74.4
5.	Arizona Cardinals	76.8

The Bills are also tied for allowing the second fewest yards per carry in the NFL:

#### NFL RUSHING DEFENSE - 2014

RK.	TEAM	YARDS PER CARRY
1.	Seattle Seahawks	2.6
2t.	Arizona Cardinals	3.0
2t.	<b>Buffalo Bills</b>	<b>3.0</b>
4.	Detroit Lions	3.2

### CONSTANT PRESSURE ON THE QB

The Bills are picking up where they left off last year when they set a franchise record with 57.0 sacks. Through the first five games, the Bills are tied for the most sacks in the NFL with 17.0 on the year:

#### NFL SACK LEADERS - 2014

RK.	TEAM	SACKS
1t.	<b>Buffalo Bills</b>	<b>17.0</b>
1t.	New York Jets	17.0
3.	Jacksonville Jaguars	16.0
4.	Kansas City Chiefs	15.0

The Bills and Jets are the only teams with three or more players with 3.0 sacks.

### TURNOVERS MAKE THE DIFFERENCE

The Bills are tied for first in the NFL with a turnover differential of +6:

#### NFL TURNOVER DIFFERENTIAL - 2014

RK.	TEAM	DIF	GIVE	TAKE
1t.	<b>Buffalo</b>	<b>+6</b>	<b>4</b>	<b>10</b>
1t.	Green Bay	+6	4	10
1t.	New England	+6	5	11
1t.	San Diego	+6	2	8

**2014: BY THE NUMBERS****0**

In the Week Two matchup with Miami, the Bills defense allowed zero “big plays”, which are classified as a rush over 10 yards and a pass play over 20 yards. It was the first time since “big plays” began being tracked in 1999 that the Bills allowed zero in a game.

**1<sup>ST</sup>**

In one of the pivotal plays in the Bills victory over Chicago, DT Kyle Williams pulled in his first career interception to halt a Bears drive in the 4th quarter.

**3<sup>RD</sup>**

With Sammy Watkins starting at WR, Seantrel Henderson starting at T and Preston Brown starting at LB, the Bills had a rookie start on both the offensive and defensive side of the ball in the season opener for the third straight year.

**4**

P Colton Schmidt pinned the Bears inside their own 20 on four of his five punts in his NFL debut. His four punts inside the 20 is the most by any Bills punter in their debut in franchise history.

**5<sup>TH</sup>**

QB Kyle Orton became the 5th QB since 1960 to record 300+ yard games with five different teams in his career.

**8**

CB Corey Graham currently is tied for sixth in the NFL with eight passes defensed through the first five weeks of the 2014 NFL season.

**12**

P Colton Schmidt currently is tied for first in the NFL with 12 of his 31 punts pinning the opposing team inside their own 20-yard line.

**13**

CB Leodis McKelvin recorded a career high 13 tackles against the Bears.

**14**

S Aaron Williams recorded a career high 14 tackles against the Chargers.

**17**

The Bills are currently ranked first in the NFL with 17 sacks on the season. The team set a franchise record last season with 57.0 sacks on the year.

**17**

K Dan Carpenter had a career-high 17 points against the Miami Dolphins in the Bills 29-10 victory on 9/14/14. Carpenter went 5/6 on

field goals and also had two PATs.

**21**

K Jordan Gay is tied for fourth in the NFL with 21 touchbacks through the first four weeks of the season.

**31.8**

The Bills defense is leading the league on third down, holding their opponents to a conversion rate of 31.8%

**46**

K Dan Carpenter is currently fifth in the NFL with 46 points on the season. He is 13/15 on field goals with a long of 58 and is 7/7 on PATs.

**58**

K Dan Carpenter hit the longest field goal of the season in the Bills 17-14 victory over the Lions when he crushed one from 58 yards out with four seconds left. It was the first game-winning field goal from at least 58 yards since Josh Scobee on 10/3/10.

**102**

RB C.J. Spiller provided the game-changing play against Miami in Week Two when he took a third quarter kickoff 102 yards for a touchdown. The 102-yard return is tied for the third-longest in Bills history and is the second of Spiller's career.

**114**

CB Corey Graham has played in 114 consecutive games, which is the second longest streak amongst active NFL defensive backs, trailing CB William Gay of the Pittsburgh Steelers who has appeared in 117 consecutive games.

**308**

QB Kyle Orton threw for 308 yards in his Bills debut against the Detroit Lions in Week Five. It was the first 300+ yard passing game by a Bill since Ryan Fitzpatrick threw for 337 against New England on 11/11/12.

**.588**

With the overtime victory in Week One, the Bills now have a .588 winning percentage in regular season overtime games, which is good for 4th-best in NFL history. They trail Washington (.628), Denver (.605) and Arizona (.595).



## CAREER NUMBERS VS. PATRIOTS

### QB KYLE ORTON

DATE	RESULT	ATT	CMP	PCT.	YDS.	TD.	INT.	LG.	RT.
10/11/09	W, 20-17 (H)	48	35	72.9	330	2	1	27	96.7*
<b>TOTALS</b>	<b>1-0</b>	<b>48</b>	<b>35</b>	<b>72.9</b>	<b>330</b>	<b>2</b>	<b>1</b>	<b>27</b>	<b>96.7</b>

\* With Denver Broncos

### RB C.J. SPILLER

DATE	RESULT	ATT	YDS.	AVG.	LG.	TD	REC.	YDS.	TD
9/26/10	L, 30-38 (A)	4	29	7.3	19	0	3	10	1
12/26/10	L, 3-34 (H)	6	30	5.0	7	0	2	54	0
9/25/11	W, 34-31 (H)	1	3	3.0	3	0	1	-7	0
1/1/12	L, 21-49 (A)	13	60	4.6	12	0	4	40	1
9/30/12	L, 28-52 (H)	8	33	4.1	14	0	2	5	0
11/11/12	L, 31-37 (A)	9	70	7.8	14	0	4	61	0
9/8/13	L, 21-23 (H)	17	41	2.4	9	0	5	14	0
12/29/13	L, 20-34 (A)	19	105	5.5	24	0	5	28	0
<b>TOTALS</b>	<b>1-6</b>	<b>77</b>	<b>371</b>	<b>4.8</b>	<b>24</b>	<b>0</b>	<b>26</b>	<b>205</b>	<b>2</b>

**4.8** - Spiller is second among all active running backs with a 4.8 yards per carry average vs. New England (min. 50 attempts).

### RB FRED JACKSON

DATE	RESULT	ATT	YDS.	AVG.	LG.	TD	REC.	YDS.	TD
11/18/07	L, 10-56 (H)	3	15	5.0	8	0	2	9	0
11/9/08	L, 10-20 (A)	4	14	3.5	5	0	2	11	0
12/28/08	L, 0-13 (H)	27	136	5.0	32	0	1	0	0
9/14/09	L, 24-25 (A)	15	57	3.8	16	0	5	83	1
12/20/09	L, 10-17 (H)	15	80	5.3	14	0	4	32	0
9/26/10	L, 30-38 (A)	4	8	2.0	5	0	0	0	0
12/26/10	L, 3-34 (H)	13	81	6.2	27	0	2	11	0
9/25/11	W, 34-31 (H)	12	74	6.2	21	1	5	87	0
9/30/12	L, 28-52 (H)	13	29	2.2	11	0	3	50	0
11/11/12	L, 31-37 (A)	16	80	5.0	14T	2	4	35	0
9/8/13	L, 21-23 (H)	13	67	5.2	13	0	4	41	0
12/29/13	L, 20-34 (A)	14	60	4.3	16	1	3	53	0
<b>TOTALS</b>	<b>1-11</b>	<b>149</b>	<b>701</b>	<b>4.7</b>	<b>32</b>	<b>4</b>	<b>35</b>	<b>412</b>	<b>1</b>

**92.8** - Jackson's average of 92.8 yards from scrimmage per game vs. New England (min. eight games) leads the NFL among active running backs.

### WR ROBERT WOODS

DATE	RESULT	REC.	YDS.	AVG.	LG.	TD.	1ST.	YAC
9/18/13	L, 21-23 (H)	1	18	18.0	18	1	1	0
12/29/13	L, 20-34 (A)	1	27	27.0	27	0	1	7
<b>TOTALS</b>	<b>0-2</b>	<b>2</b>	<b>45</b>	<b>22.5</b>	<b>27</b>	<b>1</b>	<b>2</b>	<b>7</b>

### TE SCOTT CHANDLER

DATE	RESULT	REC.	YDS.	AVG.	LG.	TD.	1ST.	YAC
12/26/10	L, 3-34 (H)	0	0	-	-	0	0	0
9/25/11	W, 34-31 (H)	2	10	5.0	7	1	2	2
1/1/12	L, 21-49 (A)	3	29	9.7	19	0	1	9
9/30/12	L, 28-52 (H)	4	62	15.5	24T	2	4	8
11/11/12	L, 31-37 (A)	5	65	13.0	23	1	5	17
9/8/13	L, 21-23 (H)	4	38	9.5	19	0	1	14
12/29/13	L, 20-34 (A)	3	55	18.3	27	0	2	17
<b>TOTALS</b>	<b>1-6</b>	<b>21</b>	<b>259</b>	<b>12.3</b>	<b>27</b>	<b>4</b>	<b>15</b>	<b>67</b>

**4** - Chandler is first among active NFL tight ends with four touchdown catches against the Patriots.

## CAREER NUMBERS VS. PATRIOTS

### DT KYLE WILLIAMS

DATE	RESULT	TOT	TACK	ASST	SACK-YDS	FF/FR
9/10/06	L, 17-19 (A)	6	3	3	0-0	0/0
10/22/06	L, 6-28 (H)	3	2	1	0-0	0/0
9/23/07	L, 7-38 (A)	3	2	1	0-0	0/0
11/18/07	L, 10-56 (H)	3	2	1	0-0	0/0
11/9/08	L, 10-20 (A)	5	2	3	0-0	0/0
12/28/08	L, 0-13 (H)	6	6	0	1-5	0/0
9/14/09	L, 24-25 (A)	5	0	5	0-0	0/0
12/20/09	L, 10-17 (H)	3	3	0	0-0	0/0
9/26/10	L, 30-38 (A)	4	3	1	1-7	0/0
12/26/10	L, 3-34 (H)	4	3	1	0-0	0/0
9/25/11	W, 34-31 (H)	2	0	2	0-0	0/0
9/30/12	L, 28-52 (H)	5	3	2	0.5-3.5	0/0
11/11/12	L, 31-37 (A)	2	1	1	0.5-3.5	0/0
9/8/13	L, 21-23 (H)	6	3	3	1.0-10	0/0
12/29/13	L, 20-34 (A)	3	0	3	0-0	0/0
<b>TOTALS</b>	<b>1-14</b>	<b>60</b>	<b>33</b>	<b>27</b>	<b>4.0-29</b>	<b>0/0</b>

### DT MARCELL DAREUS

DATE	RESULT	TOT	TACK	ASST	SACK-YDS	FF/FR
9/25/11	W, 34-31 (H)	1	0	1	0-0	0/0
1/1/12	L, 21-49 (A)	1	1	0	0-0	0/0
9/30/12	L, 28-52 (H)	3	0	3	0.5-3.5	0/0
11/11/12	L, 31-37 (A)	5	4	1	0.5-3.5	0/0
9/8/13	L, 21-23 (H)	5	4	1	0.5-0	0/0
12/29/13	L, 20-34 (A)	4	1	3	0-0	0/0
<b>TOTALS</b>	<b>1-5</b>	<b>19</b>	<b>10</b>	<b>9</b>	<b>1.5-7</b>	<b>0/0</b>

### DE MARIO WILLIAMS

DATE	RESULT	TOT	TACK	ASST	SACK-YDS	FF/FR
12/17/06	L, 7-40 (A)	4	3	1	0-0	0/0*
1/3/10	W, 34-27 (H)	2	2	0	1-4	0/0*
9/30/12	L, 28-52 (H)	2	2	0	0-0	0/0
11/11/12	L, 31-37 (A)	3	3	0	0-0	0/0
9/8/13	L, 21-23 (H)	2	1	1	0-0	0/0
12/29/13	L, 20-34 (A)	4	1	3	0-0	0/0
<b>TOTALS</b>	<b>1-5</b>	<b>17</b>	<b>12</b>	<b>5</b>	<b>1-4</b>	<b>0/0</b>

\* With Houston Texans

## BILLS VS. BRADY

Buffalo's defense has intercepted Patriots QB Tom Brady 19 times - ranking as the second-most against the Patriots' signal caller:

RK.	TEAM	GAMES	INT
1.	Miami	25	20
2.	<b>Buffalo</b>	<b>24</b>	<b>19</b>
3.	NY Jets	24	11

The Bills' 44.0 sacks of Patriots QB Tom Brady are second-most:

RK.	TEAM	GAMES	SACKS
1.	Miami	25	52.0
2.	<b>Buffalo</b>	<b>24</b>	<b>44.0</b>
3.	NY Jets	24	41.0






## ORTON STEPS IN

QB Kyle Orton took over as the starting QB against the Lions and led the Bills to a 17-14 victory. Against Detroit, he completed 30-of-43 passes for 308 yards, one touchdown and one interception.

With his 308-yard passing day, Orton became the 5th QB since 1960 to record a 300+ passing yard game with five different teams in his career.

Orton set a couple Bills milestones in his debut as well:



### MOST PASS ATTEMPTS IN FIRST START - BILLS QB

RK.	PLAYER, DATE - OPP	PASS ATTEMPTS
1.	<b>Kyle Orton, 10/5/14 at Det</b>	<b>43</b>
2.	Vince Ferragamo, 9/8/85 vs. SD	41
3t.	Doug Flutie, 10/18/98 vs. Jax	39
3t.	Drew Bledsoe, 9/8/02 vs. NYJ	39
3t.	Jeff Tuel, 11/3/13 vs. KC	39

### MOST COMPLETIONS IN FIRST START - BILLS QB

RK.	PLAYER, DATE - OPP	COMPLETIONS
1.	Vince Ferragamo, 9/8/85 vs. SD	31
2.	<b>Kyle Orton, 10/5/14 at Det</b>	<b>30</b>
3.	Drew Bledsoe, 9/8/02 vs. NYJ	26

### MOST PASSING YARDS IN FIRST START - BILLS QB

RK.	PLAYER, DATE - OPP	PASSING YARDS
1.	Vince Ferragamo, 9/8/85 vs. SD	377
2.	Dennis Shaw, 10/4/70 vs NYJ	317
3.	<b>Kyle Orton, 10/5/14 at Det</b>	<b>308</b>

Orton also completed passes to 10 different receivers in his debut against Detroit, tying the team record. It's the fifth time in team history that the Bills have had 10 different receivers in a game.

Due to his standout play late in the comeback victory, Orton also currently ranks fourth in the NFL in 4th quarter QB rating:

### 4th QUARTER QB RATING - 2014 NFL

RK.	PLAYER, TEAM	RATING
1.	Aaron Rodgers, GB	137.9
2.	Andy Dalton, Cin	132.4
3.	Derek Anderson, Car	128.9
4.	<b>Kyle Orton, Buf</b>	<b>122.1</b>

For his career, Orton has started 71-of-76 career games over a nine-year career that has spanned five teams. He has accumulated 15,327 passing yards, 84 touchdowns and 1,356 completions and owns a 36-35 record as a starter.

In Orton's last season as a full-time starter at quarterback in 2010 with Denver, he started 13 games played and completed 293-of-498 passes for 3,653 yards, 20 touchdowns and nine interceptions.

## NOTABLE ORTON NUMBERS

- **15,000:** Thrown for over 15,000 passing yards in his career. One of 21 active quarterbacks with over 15,000 passing yards.
- **71/76:** Orton has started 71-of-76 games played in the NFL.
- **476:** Orton aired it out for 476 yards, his career high, in 2010 against the Colts.
- **37:** Orton also completed a career high 37-of-57 pass attempts against in the Colts in 2010.
- **111:** Orton has thrown for 111 plays that have gone for more than 25 yards
- **3,000:** Orton threw for more than 3,000 yards in both 2009 (3,802) and 2010 (3,653)
- **10:** Posted more wins, 10, in his rookie season than any rookie quarterback drafted in the fourth round-or-later in the common draft era

## SPILLER & JACKSON DUO IN 2013

The Buffalo Bills backfield duo of RBs C.J. Spiller and Fred Jackson in 2013 was one of the most explosive in the NFL and in team history.

Spiller (933) and Jackson (890) became the first Buffalo duo to each finish a season in the top 10 in conference rushing since 1975 (O.J. Simpson and Jim Braxton) and the first NFL duo to accomplish the feat since 2010 (New York Giants: Ahmad Bradshaw and Brandon Jacobs).

### AFC RUSHING YARDAGE LEADERS - 2013

RK.	PLAYER, TEAM	RUSH-YDS
1.	Jamaal Charles, KC	259-1,287
2.	Ryan Mathews, SD	285-1,255
3.	Chris Johnson, TEN	279-1,077
4.	Knowshon Moreno, DEN	241-1,038
5.	<b>C.J. Spiller, BUF</b>	<b>202-933</b>
6.	<b>Fred Jackson, BUF</b>	<b>206-890</b>
7.	Le'Veon Bell, PIT	244-860
8.	Chris Ivory, NYJ	182-833
9.	Maurice Jones-Drew, JAC	234-803
10.	Stevan Ridley, NE	178-773

### SECOND BILLS DUO OVER 800

Spiller (933) and Jackson (890) are the second Bills duo to each eclipse 800 rushing yards in a season.

Spiller and Jackson were the only backfield duo in the NFL in 2013 to each have 800 rushing yards or more on the season.

### BILLS TANDEM WITH 800-PLUS RUSHING YARDS IN A SINGLE-SEASON

YEAR	BILLS
2013	<b>C.J. Spiller (933), Fred Jackson (890)</b>
1975	O.J. Simpson (1,817), Jim Braxton (823)



## ACTION JACKSON

RB Fred Jackson had 11 rush attempts for 50 yards and caught seven passes for 58 yards against Detroit. First Bills RB ever with 6+ receptions in three straight games after recording 8, 6 and 7 in his last three games. Jackson has 202 yards on 43 rush attempts, which is good for 30th in the NFL.

Jackson tied a career-high with eight receptions for 78 yards and the 35th touchdown of his career in the Week Three loss to San Diego.

Jackson joined 24 other players as he is now one of 25 undrafted players to score 35 or more career touchdowns.

Jackson produced the highlight play of the season opening win when he took a handoff from EJ Manuel and bruised his way 38 yards down the field to the Chicago one-yard line before Dan Carpenter hit the game-winning 27-yard field goal. Overall, Jackson had 61 yards on seven carries.



### JACKSON THE RECEIVING THREAT

Jackson is second in the NFL amongst running backs with 26 receptions on the season and is tied for second in yards with 229:

#### RECEIVING LEADERS - NFL RB 2014

RK.	PLAYER, TEAM	REC.	YARDS	TD
1.	Matt Forte, CHI	36	299	1
2.	<b>Fred Jackson, BUF</b>	<b>26</b>	<b>228</b>	<b>1</b>
2.	Le'Veon Bell, PIT	24	228	0
4.	Justin Forsett, BAL	23	118	0

### THE ALL-PURPOSE BACK

Jackson is currently sixth in the AFC in yards from scrimmage with 429 on the season :

#### AFC YARDS FROM SCRIMMAGE LEADERS - 2014

RK.	PLAYER, TEAM	REC YDS	RUSH YDS	TOTAL YARDS
1.	Le'Veon Bell, Pit	228	460	688
2.	Antonio Brown, Pit	511	10	521
3.	Arian Foster, Hou	99	404	503
4.	Steve Smith, Bal	463	0	463
5.	Emmanuel Sanders, Den	435	17	452
6.	<b>Fred Jackson, Buf</b>	<b>228</b>	<b>201</b>	<b>429</b>

Jackson produced a team-high 1,277 scrimmage yards in 2013 - 890 rushing and 387 receiving and led Buffalo with 10 total touchdowns on the season - nine on the ground.

Jackson was one of eight NFL players in 2013 to have at least 850 rushing and 350 receiving yards.

### JACKSON'S RANKINGS IN THE AFC - 2013

- **Rushing Touchdowns:** 9, 3rd
- **First Downs:** 70, 4th
- **Rushing Yards:** 890, 6th

## HE'S INFREDIBLE

Jackson continues to make his mark in the Bills record book as he gets rolling on his eighth season with the team. His 15 100-yard games and 5,323 rushing yards are the third most in team history:

#### MOST 100-YARD RUSHING GAMES - BILLS

RK.	BILLS	100-YARD GMs
1.	Thurman Thomas	46
2.	O.J. Simpson	41
3.	<b>Fred Jackson</b>	<b>15</b>

#### MOST RUSHING YARDS - BILLS

RK.	BILLS	RUSHING YDS
1.	Thurman Thomas, 1988-99	11,938
2.	O.J. Simpson, 1969-77	10,183
3.	<b>Fred Jackson, 2007-</b>	<b>5,323</b>

Jackson's 7,690 scrimmage yards place him fifth on the team's all-time chart:

#### MOST SCRIMMAGE YARDS - BILLS

RK.	PLAYER, YEARS	TOTAL	RUSH	REC.
1.	Thurman Thomas, 1988-99	16,279	11,938	4,341
2.	Andre Reed, 1985-99	13,595	500	13,095
3.	O.J. Simpson, 1969-77	12,107	10,183	1,924
4.	Eric Moulds, 1996-05	9,253	157	9,096
5.	<b>Fred Jackson, 2007-</b>	<b>7,690</b>	<b>5,323</b>	<b>2,367</b>

Jackson is fifth in franchise history with 28 rushing touchdowns:

#### MOST RUSHING TOUCHDOWNS - BILLS

RK.	BILLS	RUSHING TDs
1.	Thurman Thomas, 1988-99	65
2.	O.J. Simpson, 1969-77	57
3.	Cookie Gilchrist, 1962-64	31
4.	Wray Carlton, 1960-67	29
5.	<b>Fred Jackson, 2007-</b>	<b>28</b>

Jackson is one of five undrafted players in NFL history to total over 5,000 rushing yards in his career. Currently, Jackson ranks fourth:

#### CAREER RUSHING YARDS - UNDRAFTED PLAYERS

RK.	PLAYER, TEAM (YEARS)	YARDS
1.	Priest Holmes, BAL- KC (97-07)	8,172
2.	Arian Foster, HOU (09- )	5,467
3.	Willie Parker, PIT (04-09)	5,378
4.	<b>Fred Jackson, BUF (06- )</b>	<b>5,323</b>
5.	Kevin Mack, CLE (85-93)	5,123



## THRILLER SPILLER

RB C.J. Spiller had 10 carries for eight yards and three receptions for 25 yards in the 17-14 win against Detroit. Spiller currently ranks 26th in the NFL in rushing this season as he has picked up 215 yards on 62 attempts.

Spiller went over 150 receptions for his career with his three catches against Detroit.

Spiller rushed for 69 yards in the Bills 29-10 victory over the Dolphins. His highlight play on the ground was a darting 47-yard rush in the third quarter. Spiller now ranks eighth in team history with 3,235 career rushing yards:

### TOPS AMONG BILLS RUSHING AVERAGE CHART

Spiller's 4.97 yards per carry average (minimum 200 attempts) places him in first place on the team's all-time rushing chart:

HIGHEST RUSHING AVERAGE - BILLS			
RK.	BILLS	RUSH-YDS	AVG.
1.	<b>C.J. Spiller</b>	<b>651-3,235</b>	<b>4.97</b>
2.	O.J. Simpson	2,123-10,183	4.80
3.	Cookie Gilchrist	676-3,056	4.52
4.	<b>Fred Jackson</b>	<b>1,181-5,323</b>	<b>4.51</b>

MOST RUSHING YARDS - BILLS		
RK.	BILLS	RUSHING YDS
7.	Willis McGahee, 2004-06	3,365
8.	<b>C.J. Spiller, 2010-</b>	<b>3,235</b>
9.	Cookie Gilchrist, 1962-64	3,056

## SPILLER TWO-STEP

Spiller has contributed both through the running game and in the receiving game since becoming the starting RB in 2012. Combining both skillsets, Spiller ranks fourth in the AFC with 3,142 yards from scrimmage over the last three seasons:

AFC SCRIMMAGE YARDS LEADERS 2012-CURRENT			
RK.	PLAYER, TM	TOTAL	RUSH REC.
1.	Jamaal Charles, KC	3,963	2,991 972
2.	Andre Johnson, HOU	3,325	0 3,325
3.	Demaryius Thomas, DEN	3,231	0 3,231
4.	<b>C.J. Spiller, BUF</b>	<b>3,142</b>	<b>2,392 750</b>
5.	A.J. Green, CIN	3,133	43 3,090

Spiller's 5.08 yards per carry average is third in the NFL among running backs since 2012:

### NFL RUSHING YARDS PER CARRY LEADERS (RBs) 2012-CURRENT (Minimum 200 attempts)

RK.	PLAYER	ATT-YDS	TDs	AVG
1.	Adrian Peterson, MIN	648-3,438	22	5.31
2.	Jamaal Charles, KC	586-2,991	18	5.10
3.	<b>C.J. Spiller, BUF</b>	<b>471-2,392</b>	<b>8</b>	<b>5.08</b>

## SPILLER ON THE RETURN

Spiller provided the game-changing play in the Bills 29-10 victory over Miami when he took a kickoff 102 yards for the touchdown in the 3rd quarter. The return was Spiller's 20th touchdown of his career and 2nd of the season. He became the 28th player in franchise history with 20+ touchdowns in their career and combined with his receiving touchdown in Week One, it marks the second time in his career with touchdowns in consecutive games.

The 102-yard return is now tied for the third longest return in franchise history and bests his previous high of 95 yards, which he recorded 9/26/10 at New England.

LONGEST KICKOFF RETURN (ALL TD's) - BILLS			
RK.	PLAYER	DATE - OPPT	YARDS
1.	Terrence McGee	12/5/04 - MIA	104
2.	Terrence McGee	10/8/07 - DAL	103
3t.	Charley Warner	11/7/65 - NE	102
3t.	Curtis Brown	9/24/78 - BAL	102
3t.	<b>C.J. Spiller</b>	<b>9/14/14 - MIA</b>	<b>102</b>

With the touchdown return, Spiller now has two for his career. He joins Terrence McGee (5), Charley Warner (3) and Wallace Francis (2) as the fourth Bill with multiple kickoffs returned for a touchdown.

Combined with his 47-yard rush, Spiller became the 1st NFL player since 1973 with 100+ yard kickoff return for a touchdown and a 45+ yard run in the same game (Bob Gresham, HOU).







## SAMMY BREAKS OUT

Rookie WR Sammy Watkins had seven catches for 87 yards against Detroit, including a 20-yard circus catch that setup the game-winning field goal. For the season, Watkins has 24 catches for 284 yards and two touchdowns. His 24 receptions in his first five games is tied for the most ever by a Bills rookie along with Jerry Butler in 1979.



Watkins made his home debut against the Dolphins one to remember as he pulled in eight receptions for 117 yards and his first career touchdown.

His totals were tied for the 4th most receptions by a Bills rookie in a game and the 7th most yards by a Bills rookie in a game:

### **MOST RECEIVING YARDS IN A GAME - BILLS ROOKIE**

RK.	PLAYER, DATE - OPP	REC. YARDS
1.	Jerry Butler, 9/23/79 - NYJ	255
2.	Elbert Dubenion, 11/6/60 - DAL	161
3.	Glenn Bass, 10/15/61 - DAL	159
4.	Elbert Dubenion, 11/27/60 - DEN	134
5.	Chris Burkett, 12/8/85 - NYJ	127
6.	Glenn Bass, 10/29/61 - HOU	123
7.	<b>Sammy Watkins, 9/14/14 - MIA</b>	<b>117</b>

### **MOST CATCHES IN A GAME - BILLS ROOKIE**

RK.	PLAYER, DATE - OPP	CATCHES
1.	Glenn Bass, 12/3/61 - OAK	12
2.	Jerry Butler, 9/23/79 - NYJ	10
3.	Joe Cribbs, 9/7/80 - MIA	9
4t.	<b>Sammy Watkins, 9/14/14 - MIA</b>	<b>8</b>

Watkins' eight receptions and 117 yards are both the highest ever recorded by a Bills rookie WR in their home debut.

While Watkins ranks well amongst other Bills rookie WR's, he also is comparing favorably to his fellow rookie WR's across the NFL. Watkins' 24 receptions is currently third amongst all rookie WR and his 284 yards is second:

NFL ROOKIE WR STATS - 2014			
RK.	PLAYER, TEAM	Rec-Yds	TDS
1.	Brandin Cooks, NO	32-255	1
2.	Kelvin Benjamin, CAR	24-367	3
3.	<b>Sammy Watkins, BUF</b>	<b>24-284</b>	<b>2</b>
4.	Allen Robinson, JAC	22-243	0

Watkins made his NFL debut against Chicago, marking the second straight year that a rookie started at WR for the Bills (WR Robert Woods) and came away with three receptions for 31 yards.

All three of Watkins receptions came in the first quarter of the game. Two of the three receptions went for first downs and he had a long gain of 25 yards.

## WATKINS ON THIRD DOWN

Rookie WR Sammy Watkins is already proving to be an asset on third down, as he is currently tied for fifth in the NFL with 10 receptions in that situation:

### **THIRD-DOWN RECEIVING LEADERS - 2014**

RK.	PLAYER, TEAM	Rec-Yds	TDS
1.	Golden Tate, DET	14-186	1
2.	Eddie Royal, SD	12-167	2
3t.	Jordy Nelson, GB	11-145	1
3t.	Reggie Wayne, IND	11-150	0
5t.	<b>Sammy Watkins, BUF</b>	<b>10-127</b>	<b>1</b>

## WOODS RISES UP

WR Robert Woods pulled in three receptions for 37 yards in the Bills 17-14 victory over the Lions. Woods now has a reception in all 19 career games he has played.



Woods led the team with 78 yards on four receptions in the season opening victory over the Chicago Bears, three of which resulted in first downs.

As a rookie, Woods hauled in 40 catches for 587 yards and three touchdowns in his freshman campaign with Buffalo.

Woods' 40 receptions placed him tied for seventh and his 587 receiving yards fifth among the 2013 rookie wide receiver class.

### **RANKING AMONG BILLS ROOKIES**

Woods' 40 catches marked the seventh most and his 587 receiving yards are the sixth best mark in a freshman campaign among Bills rookies:

MOST RECEIVING YARDS - BILLS ROOKIE		
RK.	BILLS	REC. YARDS
1.	Lee Evans, 2004	843
2.	Jerry Butler, 1979	834
3.	Glenn Bass, 1961	765
4.	Andre Reed, 1985	637
5.	Haven Moses, 1968	633
6.	<b>Robert Woods, 2013</b>	<b>587</b>

MOST CATCHES - BILLS ROOKIE		
RK.	BILLS	CATCHES
T3.	Jerry Butler, 1979	48
	Andre Reed, 1985	48
	Lee Evans, 2004	48
6.	Haven Moses, 1968	42
7.	<b>Robert Woods, 2013</b>	<b>40</b>



## MONEY MIKE

WR Mike Williams had one catch for eight yards against the Lions.

Williams made his presence known on Sunday at Houston when he pulled in a career long 80-yard touchdown pass from QB EJ Manuel in the 4th quarter. The 80-yard touchdown is tied for the longest touchdown pass in the NFL this season. In total, Williams had two catches for 84 yards and the touchdown against Houston.

Williams has eight catches for 142 yards and one touchdown so far on the season.

Williams now has a reception in 58 of his last 59 games and has extended his streak of consecutive games with a reception to 29 games.

For his career, 144 of his 223 (64.6%) receptions have resulted in a first down.



## BUFFALOBILLS.COM/MEDIA

Please visit the Buffalo Bills media website for all up-to-date information regarding the team at:

**[www.buffalobills.com/media](http://www.buffalobills.com/media)**

The Buffalo Bills media website regularly posts the following information:

- 2014 Updated Media Guide, Record Book & Player Bios
- Game Credential Request forms
- Coach/Player/Personnel Interview Audio
- Coach/Player/Personnel Transcripts
- Coach/Player/Personnel Clips
- Latest Press Releases
- Up-to-date practice schedules
- Media Availability Sessions
- Full Record Book
- Transactions
- Media Relations Department Contact Information

For all your Buffalo Bills media relations needs please visit:

**[www.buffalobills.com/media](http://www.buffalobills.com/media)**

## @BuffaloBillsPR

Be sure to follow @BuffaloBillsPR on Twitter to stay up to date with interesting in-game notes, injury reports, post-game notes and quotes of interest.

## CHANDLER SETS CAREER HIGHS

TE Scott Chandler pulled in four catches for 21 yards against the Lions in Week Five. He needs two receptions to become 24th player in Bills history with 150 receptions.

Chandler recorded career-highs and led Buffalo's receiving corps in receptions (53) and receiving yards (655) to go along with two touchdowns in 2013.

### 2013 YARDAGE TOTAL SECOND IN TEAM HISTORY AT TIGHT END

Chandler's 655 receiving yards in 2013 marked the second most by a tight end in a single season in Buffalo record books:

MOST RECEIVING YARDS SINGLE SEASON - BILLS TEs		
RK.	BILLS	RECEIVING YARDS
1.	Paul Costa, 1967	726
2.	<b>Scott Chandler, 2010-</b>	<b>655</b>
3.	Reuben Gant, 1977	646
4.	Pete Metzelaars, 1993	609
T5.	Tom Rychlec, 1960	590
	Jay Riemersma, 2001	590

### FIRST BILLS TE W/ 500 IN BACK-TO-BACK CAMPAIGNS

Chandler became the first tight end in Bills history to post 500 receiving yards in consecutive seasons (2012 and 2013) and also became the only player at his position in team history with multiple 500-plus yard receiving campaigns.

### CHANDLER AMONG BILLS TIGHT ENDS ALL-TIME

Chandler pulled in two touchdowns last year which took his total as a Bill to 14. He ranks fourth in team history among Bills tight ends with his 14 touchdown receptions:

MOST TOUCHDOWN CATCHES - BILLS TEs		
RK.	BILLS	RECEIVING TDs
1.	Pete Metzelaars, 1985-94	25
2.	Jay Riemersma, 1997-02	20
3.	Reuben Gant, 1974-80	15
4.	<b>Scott Chandler, 2010-</b>	<b>14</b>
5.	Keith McKeller, 1987-1993	11

### CHANDLER RANKS FOURTH AMONG BILLS TEs


Chandler is one of eight tight ends in Bills history to reach the century mark in receptions with the franchise. His 144 catches stand as the fourth most by a tight end in team history.

MOST RECEPTIONS - BILLS TEs		
RK.	BILLS TE	RECEPTIONS
1.	Pete Metzelaars, 1985-94	302
2.	Jay Riemersma, 1997-02	204
3.	Lonnie Johnson, 1994-98	153
4.	<b>Scott Chandler, 2010-</b>	<b>144</b>
5.	Reuben Gant, 1974-80	127



## SUPER MARIO

DE Mario Williams, a captain for the first time in his career, has gotten his third season as a Buffalo Bill off to a good start by recording 3.5 sacks and 13 tackles through the first five games. His 3.5 sacks ranks tied for sixth in the NFL. Williams now has recorded 80 sacks in his career, which places him in 58th place on the NFL all-time sack chart (since 1982).



Williams played in his second season with the Bills in 2013 and turned in multiple dominating performances on his way to the Pro Bowl.

Williams set a personal-best and team-record with 4.5 sacks vs. Carolina in Week Two in 2013 and led Buffalo's defense with 13.0 sacks - the fourth most in the NFL:

NFL SACK LEADERS - 2013 SEASON				
RK.	PLAYER/TEAM	POS	SACKS	
1.	Robert Mathis, IND	LB	19.5	
2.	Robert Quinn, STL	DE	19.0	
3.	Greg Hardy, CAR	DE	15.0	
4.	<b>Mario Williams, BUF</b>	<b>DE</b>	<b>13.0</b>	
5.	Cameron Jordan, NO	DE	12.5	

### WILLIAMS IN TOP SACK TOTALS SINCE 2006

Since entering the NFL as the first overall draft choice in 2006 by Houston, Williams' 80.0 sacks are tied for fourth most in the NFL:

NFL SACK LEADERS - 2006-CURRENT				
RK.	PLAYER, TEAM	POS	GAMES	SACKS
1.	DeMarcus Ware, DAL-DEN	DE	129	112.5
2.	Jared Allen, KC-MIN-CHI	DE	130	108.5
3.	Robert Mathis, IND	LB	118	85.5
4t.	<b>Mario Williams, HOU-BUF</b>	<b>DE</b>	<b>119</b>	<b>80.0</b>
4t.	John Abraham, ATL-ARI	LB	119	80.0
6.	Julius Peppers, CAR-CHI-GB	LB	131	79.5

### GETTING TO THE QB ON 3RD DOWN

Williams recorded 3.5 of his team record 4.5 sacks against Carolina in Week Two of the 2013 season on third-down plays.

Since joining Buffalo in 2012, 15.0 of his 27 sacks have occurred on third-down situations - that's the most sacks on third-down plays over the last three seasons:

NFL 3RD DOWN SACK LEADERS - 2012-CURRENT				
RK.	PLAYER/TEAM	POS	SACKS	
1.	<b>Mario Williams, BUF</b>	<b>DE</b>	<b>15.0</b>	
2.	Cameron Wake, MIA	DE	14.5	
3.	Von Miller, DEN	LB	14.0	
4t.	Jason Babin, NYJ	LB	12.0	
4t.	Robert Quinn, STL	DE	12.0	
4t.	Aldon Smith, SF	DE	12.0	

## KYLE A MODEL OF CONSISTENCY

DT Kyle Williams - who was voted to be a captain by his teammates for the third time - has continued his dominating play so far in the 2014 season before picking up an injury in Week Four. Williams was inactive against Detroit. In the loss to Houston, Williams had two tackles, one tackle for a loss and one pass defended before leaving with an injury. Against Miami, Williams recorded the 30th sack of his career.

Williams made a big impact in a way he never had before during the Bills season opening victory over the Chicago Bears.

Late in the 4th quarter, Williams recorded the first interception of his Pro Bowl career when he stepped in front of Bears QB Jay Cutler's pass intended for TE Martellus Bennett. The Bills kicked a field goal on the ensuing drive to take a 20-17 lead.

Williams produced a career-high 10.5 sacks and led the team's defense with 22 quarterback hits during the 2013 season to go along with 68 tackles on the way to being named to his third career Pro Bowl.

The eight-year NFL veteran posted four multi-sack games in 2013.

### WILLIAMS IN TOP THREE SINCE ENTERING THE NFL

Since entering the NFL in 2006, Williams has recorded 425 total tackles (274 solo) to rank third among NFL defensive tackles over the last eight years:

NFL DEFENSIVE TACKLE LEADERS - 2006-CURRENT				
RK.	PLAYER/TEAM	TACKLES	SOLO	ASST
1.	Justin Smith, CIN-SF	545	380	165
2.	Haloti Ngata, BAL	426	271	155
3.	<b>Kyle Williams, BUF</b>	<b>425</b>	<b>274</b>	<b>151</b>

### WILLIAMS GETTING TO THE QB

Williams' 10.5 quarterback takedowns tied for second among NFL defensive tackles in 2013 and fellow Bills DT Marcell Dareus finished fifth with 7.5:

NFL DEFENSIVE TACKLE SACK LEADERS - 2013				
RK.	PLAYER/TEAM	POS	SACKS	
1.	Jason Hatcher, DAL	DT	11.0	
2.	<b>Kyle Williams, BUF</b>	<b>DT</b>	<b>10.5</b>	
	Jurrell Casey, TEN	DT	10.5	
4.	Gerald McCoy, TB	DT	9.0	

## PRESTON LEADING THE WAY

LB Preston Brown has quickly found his role in the defense and is leading the team in tackles after the first five weeks with 43 total. Brown is not only leading the Bills, but is also currently second in the NFL amongst his fellow rookies:

NFL ROOKIE TACKLE LEADERS - 2014 REGULAR SEASON				
RK.	PLAYER/TEAM	TACKLES	SOLO	ASST
1.	C.J. Mosley, BAL	49	30	19
2.	<b>Preston Brown, BUF</b>	<b>43</b>	<b>23</b>	<b>20</b>
3.	Prince Shembo, ATL	31	15	16
4.	Anthony Barr, MIN	29	21	8
5.	Kyle Fuller, CHI	25	17	8





## DAREUS IS DOMINANT IN 2014

DT Marcell Dareus has been absolutely dominant this season through the first five games. After recording a career-high 3.0 sacks against Detroit, he has 5.0 sacks, 19 tackles, seven tackles for a loss and one forced fumble on the season.

For the season, Dareus currently ranks tied for third in the NFL with his 5.0 sacks:

### NFL SACK LEADERS - 2014

RK.	PLAYER/TEAM	SACKS
1t.	Justin Houston, KC	6.0
1t.	Ryan Kerrigan, WAS	6.0
<b>3t.</b>	<b>Marcell Dareus, BUF</b>	<b>5.0</b>
3t.	Willie Young, CHI	5.0

Dareus was a force against opposing teams in 2013 as the third-year veteran set personal bests with 71 tackles, 7.5 sacks and 12 quarterback hits in 16 games (14 starts).

Dareus finished first among NFL defensive tackles in 2013 with 46 solo takedowns and teamed up with fellow DT Kyle Williams DT to place second and third in the league among defensive tackles with 71 and 68 combined tackles, respectively:

### NFL DEFENSIVE TACKLE LEADERS: 2013

RK.	PLAYER/TEAM	TACKLES	SOLO	ASST
1.	Sheldon Richardson, NYJ	77	42	35
<b>2.</b>	<b>Marcell Dareus, BUF</b>	<b>71</b>	<b>46</b>	<b>25</b>
<b>3.</b>	<b>Kyle Williams, BUF</b>	<b>68</b>	<b>42</b>	<b>26</b>
4.	Damon Harrison, NYJ	66	36	30
5.	Linval Joseph, NYG	59	34	25

### DAREUS AMONG DT POSITION LEADERS SINCE 2011

Since entering the NFL as the team's first-round (third overall) draft choice in 2011, Dareus has registered 23.5 quarterback takedowns and 120 solo tackles - the second most sacks and solo tackles among NFL defensive tackles (StatsPass.com):

### NFL DEFENSIVE TACKLE SACK LEADERS -SINCE 2011

RK.	PLAYER/TEAM	POS	SACKS
1.	Geno Atkins, CIN	DT	26.0
<b>2.</b>	<b>Marcell Dareus, BUF</b>	<b>DT</b>	<b>23.5</b>
3.	Justin Smith, SF	DT	20.0
4t.	Antonio Smith, OAK	DT	18.5
4t.	Ndamukong Suh, DET	DT	18.5

### NFL DEFENSIVE TACKLE SOLO TACKLE LEADERS - SINCE 2011

RK.	PLAYER/TEAM	POS	SOLO TACKLES
1.	Justin Smith, SF	DT	134
<b>2.</b>	<b>Marcell Dareus, BUF</b>	<b>DT</b>	<b>120</b>
3.	Jurrell Casey, TEN	DT	118
4.	Linval Joseph, NYG	DT	111
5.	Haloti Ngata, BAL	DT	98

## HUGHES BREAKS OUT

DE Jerry Hughes continued his strong play from last season by breaking through against Detroit for two sacks and a forced fumble. For the season, Hughes has 11 tackles, three sacks and five QB hits. His 3.0 sacks currently ranks 11th in the NFL.

Hughes was acquired via trade with the Indianapolis Colts prior to the 2013 season. In his first year with Buffalo, the former 2010 first-round draft selection, notched a career-high of 10.0 sacks with the Bills - including two quarterback takedowns at Pittsburgh in Week 10 and two against Atlanta in Week 13.

Hughes' 10.0 sacks placed him tied for sixth among defensive ends in the AFC in 2013:

### AFC DEFENSIVE END SACK LEADERS - 2013

RK.	PLAYER/TEAM	SACKS
<b>1.</b>	<b>Mario Williams, BUF</b>	<b>13.0</b>
T2.	Chandler Jones, NE	11.5
	Olivier Vernon, MIA	11.5
T4.	J.J. Watt, HOU	10.5
	Muhammad Wilkerson, NYJ	10.5
<b>T6.</b>	<b>Jerry Hughes, BUF</b>	<b>10.0</b>

## WILLIAMS RANKS NEAR THE TOP

S Aaron Williams continued his strong play at the safety position with four tackles against Detroit on Sunday. Williams set a new career-high with 14 total tackles in the Bills loss to the Chargers. Williams recorded 10 tackles in the Bills two victories to start off the 2014 season. With a total of 32 tackles, Williams currently is ninth in the NFL amongst defensive backs:

### NFL DEFENSIVE BACK TACKLE LEADERS: 2014

RK.	PLAYER/TEAM	TACKLES	SOLO	ASST
5.	Michael Griffin, TEN	37	28	9
6.	Johnathan Joseph, HOU	35	32	3
7t.	Antoine Cason, CAR	34	25	9
7t.	Troy Polamalu, PIT	34	20	14
<b>9.</b>	<b>Aaron Williams, BUF</b>	<b>32</b>	<b>24</b>	<b>8</b>

Williams made the transition from cornerback to safety for the 2013 season, which saw him post career numbers.

Williams totaled a career-high 82 tackles (60 solo) to finish second on the team in 2013 and tied for the team lead with four interceptions.

Williams missed the final two games of the 2013 season. His 82 stops tied for 10th among AFC defensive backs from Week 1-15 in 2013.



## GILMORE ON THE CORNER

CB Stephon Gilmore had four tackles and an interception in the Bills game against Detroit in Week Five, after recording three tackles against Houston in Week Four. He recorded six tackles and one tackle for a loss in the Bills 22-10 loss to the Chargers. Gilmore had two tackles on the day in the 29-10 victory against Miami. He was inactive for the season opener at Chicago.

Gilmore played in 11 games (nine starts) in the 2013 season after returning from a wrist injury and recorded 35 tackles and 10 passes defended - his second straight season with double-digit pass break-ups.

Since entering the NFL as the team's first-round (10th overall) selection in 2012, Gilmore has been credited with 26 passes defended, tying for fourteenth among AFC cornerbacks since his rookie season.

Gilmore is also known for his physical style of play which has helped lead him to force three fumbles so far in his career, which ties for the eighth most amongst all NFL cornerbacks since he entered the league:

### NFL CORNERBACK FORCED FUMBLES: 2012-CURRENT

RK.	PLAYER/TEAM	POS	FF
1.	Charles Tillman, CHI	CB	13
2t.	William Gay, PIT	CB	5
2t.	Josh Wilson, ATL	CB	5
2t.	Kyle Arrington, NE	CB	5
2t.	Antoine Cason, CAR	CB	5
6t.	DeAngelo Hall, WSH	CB	4
6t.	Tim Jennings, CHI	CB	4
6t.	Tim Jennings, CHI	CB	4
9t.	<b>Stephon Gilmore, BUF</b>	<b>CB</b>	<b>3</b>

## BEAST MODE BRADHAM

LB Nigel Bradham has started in all three games he's played in the season and has recorded 22 tackles, one sack, one interception, two passes defended, three quarterback hits and one tackle for a loss. Bradham was inactive in the Bills 17-14 victory over Detroit.

Bradham recorded the first sack and the first interception of his NFL career in the Bills Week Four loss to Houston.

Bradham was the first Bill with a sack and an interception in one game since Jairus Byrd had 1 sack and two interceptions against the Jets on 11/17/13. Bradham is the first linebacker with the interception-sack combo since Kiko Alonso did it against Carolina on 9/15/13.



## MCKELVIN BOASTS CAREER HIGH

CB/PR Leodis McKelvin had five tackles and a pass defended against the Lions. For the season, McKelvin has 28 tackles and three passes defended.

McKelvin recorded a career-high 13 tackles in the season opening victory against Chicago on Sunday. McKelvin also chipped in with a forced fumble in the 2nd quarter which led to a FG that gave the Bills a 10-7 lead. He also had one punt return for 14 yards.

McKelvin had a career year in 2013. The six-year veteran led the Bills with a personal best 20 passes defended and set a career mark with 71 tackles in 15 games played (13 starts).

His 20 passes defended in 2013 were nine more than his previous best of 11 in 2010. McKelvin finished tied for third in the NFL in the defensive category and tied for second most in a single season by a Bill since 2000:



### NFL PASSES DEFENSED - 2013

RK.	PLAYER/TEAM	POS	PD
1.	Alterraun Verner, TEN	CB	23
2.	Lardarius Webb, BAL	CB	22
<b>T3.</b>	<b>Leodis McKelvin, BUF</b>	<b>CB</b>	<b>20</b>
	Marcus Cooper, KC	CB	20
	Joe Haden, CLE	CB	20

### PASSES DEFENSED: BILLS SINGLE-SEASON 2000-CURRENT

RK.	PLAYER, YEAR	POS	PD
1.	Terrence McGee, 2007	CB	21
<b>T2.</b>	<b>Leodis McKelvin, 2013</b>	<b>CB</b>	<b>20</b>
	Nate Clements, 2006	CB	20
4.	Nate Clements, 2002	CB	19
T5.	Terrence McGee, 2008	CB	18

## GRAHAM AMONG LEAGUE LEADERS

Buffalo native CB Corey Graham had one tackle in the 23-17 loss to the Texans. Against the Chargers, Graham made five tackles and recorded another pass defended. Graham was again a standout as he made his debut in front of his home crowd against Miami and had 10 tackles and three passes defended. Graham's seven passes defended currently is tied for sixth in the NFL:


Graham made his Bills debut at Chicago and recorded three tackles, three passes defended, and recorded the 11th interception of his career.

Graham also extended his streak of consecutive games played to 113. He ranks second in the NFL among active corners behind only William Gay who is currently at 116 games played in a row.



## CARPENTER MATCHES TEAM MARK

K Dan Carpenter kicked the game-winning 58-yard field goal to lead the Bills to the 17-14 victory against the Lions. It was the second-longest FG in team history. Against his former team, Carpenter tied a career-high with five field goals and set a career-high with 17 points. Against Chicago, Carpenter was named the Special Teams Player of the Week for hitting all three of his field goal attempts and both extra points. Carpenter nailed the game-winning 27-yard field goal in OT and also hit a 50-yard field goal earlier in the game. Carpenter hit his lone field goal attempt in the windy conditions during the Bills 22-10 loss to the Chargers. Hit both of his extra points and a 31-yard field goal against Houston. With those five points, Carpenter surpassed 700 for his career.



Carpenter currently is tied for fifth in the NFL with 46 points after going 13/15 on field goals and converting all seven of his PATs through the first five weeks.

### NFL SCORING LEADERS - 2014

RK.	PLAYER/TEAM	FGM-FGA	XPM-XP	PTS
1.	Stephen Gostkowski, NE	13-13	12-12	51
2t.	Adam Vinatieri, IND	10-10	18-18	48
2t.	Cody Parkey, PHI	10-11	18-18	48
4.	Nick Novak, SD	11-11	14-14	47
5.	<b>Dan Carpenter, BUF</b>	<b>13-15</b>	<b>7-7</b>	<b>46</b>

Carpenter matched a team record for field goals made in a season (33) while setting a personal best with 131 points - third most by a Bill in a single season.

Carpenter made 33-of-36 field goal attempts and each of his 32 extra point tries in 2013 to finish sixth in the AFC with 131 points.

### MATCHES TEAM RECORD

Carpenter matched former Bills K Stevie Christie's team record of 33 field goals made in a single season set in 1998:

### FIELD GOALS MADE - BILLS HISTORY SINGLE SEASON

RK.	PLAYER, YEAR	FIELD GOALS M
<b>T1.</b>	<b>Dan Carpenter, 2013</b>	<b>33</b>
	Steve Christie, 1998	33
3.	Scott Norwood, 1988	32

### MOST EFFICIENT IN BILLS HISTORY

Carpenter has converted 90.19 percent of his field goal attempts with the Bills - the best in team history:

### FIELD GOAL PERCENTAGE MARK - BILLS HISTORY

RK.	PLAYER, YEARS	FGM-FGA	FG %
<b>1.</b>	<b>Dan Carpenter, 2013-14</b>	<b>46-51</b>	<b>90.19</b>
2.	Rian Lindell, 2003-12	225-270	83.33
3.	Steve Christie, 1992-2000	234-299	78.26

### POINTS IN A SEASON - BILLS

Carpenter's 131 points scored in 2013 stand as the third most by a Bill in a single season in franchise history.

## MORE CARPENTER

### THIRD-MOST FIELD GOALS MADE SINCE 2008

Since entering the NFL in 2008, Carpenter has converted 173-of-206 field goals along with 193-of-194 point after tries in 97 games.

His 173 field goals made are tied for the third most in the NFL since 2008:

### FIELD GOALS MADE - 2008-CURRENT

RK.	PLAYER, TEAM	FIELD GOALS MADE
1.	David Akers, PHI-SF-DET	189
2.	Stephen Gostkowski, NE	180
<b>3.</b>	<b>Dan Carpenter, MIA-BUF</b>	<b>173</b>
4.	Sebastian Janikowski, OAK	169
5.	Phil Dawson, SF	166

## SCHMIDT PINS THEM DEEP

P Colton Schmidt has gotten his Bills career off to a great start through his first four games. 12 of his 31 punts have pinned the opposing team inside their own 20, including four of his five punts in his debut against the Bears, which is the most punts inside the 20 in any punters first game as a Bill in franchise history. The 12 punts inside the 20 is tied for first in the NFL after Week Five:

### PUNTS INSIDE THE 20 LEADERS - 2014

RK.	PLAYER, TEAM	INSIDE THE 20
1t.	Jon Ryan, SEA	12
<b>1t.</b>	<b>Colton Schmidt, BUF</b>	<b>12</b>
1t.	Mike Scifres, SD	12
4.	Dustin Colquitt, KC	11
5.	Ryan Allen, NE	10

## GAY SHOWING CONSISTENCY

K Jordan Gay has gotten off to a good start in the 2014 season in his role as a kickoff specialist. Through the first five games of the season, Gay has put 21 of his 26 kickoffs in to the end zone for touchbacks. His 21 touchbacks is tied for fourth in the NFL:

### NFL TOUCHBACK LEADERS - 2014

RK.	PLAYER/TEAM	KICKOFFS	TOUCHBACKS
1.	Pat McAfee, IND	31	27
2t.	Justin Tucker, BAL	26	22
2t.	Brandon McManus, DEN	24	22
4t.	Dan Bailey, DAL	29	21
<b>4t.</b>	<b>Jordan Gay, BUF</b>	<b>26</b>	<b>21</b>
4t.	Blair Walsh, MIN	25	





## ROSTER FACTS

**Oldest Bills Player:** RB Fred Jackson, 33, Born 2/20/1981

**Youngest Bills Player:** T Cyrus Kouandjio, 21, Born 7/21/1993

**Heaviest Bills Player:** T Cordy Glenn, 345 lbs.

**Lightest Bills Player:** CB Nickell Robey, 165 lbs.

**Tallest Bills Player:** G Erik Pears, 6-8

**Shortest Bills Player:** CB Nickell Robey, 5-8

**Coaches who played in the NFL:** 4- Doug Marrone (Head Coach, Pepper Johnson (DL Coach), Tyrone Wheatley (RB Coach) and Rob Moore (WR Coach)

**Most Seasons with the Bills:** DT Kyle Williams, ninth season

**Most NFL seasons:** QB Kyle Orton, 10 seasons

**Closest to Home:** CB Corey Graham and WR Mike Williams - Buffalo, NY (0 Miles)

**Furthest from Home:** LB Ty Powell - Marina, California - 2,733 miles

**State producing the most Bills:** Texas, 7 – CB Ron Brooks, TE Scott Chandler, WR Marquise Goodwin, DE Jerry Hughes, RB Fred Jackson, G Cyril Richardson and S Aaron Williams.

**College with the most Bills:** Florida State, 3 – LB Nigel Bradham, QB E.J. Manuel, LS Garrison Sanborn; Clemson, 3 – Sammy Watkins, T Chris Hairston, RB C.J. Spiller; USC, 3 – LB Keith Rivers, WR Robert Woods, CB Nickell Robey

**Bills from NCAA Division II or III colleges:** 5 – DT Stefan Charles (Regina), P Jordan Gay (Centre College), RB Fred Jackson (Coe College), LB Ty Powell (Harding) and P Colton Schmidt (California-Davis)

**Former Bills 1st round picks:** 7 - CB Leodis McKelvin (2008), C Eric Wood (2009), RB C.J. Spiller (2010), DT Marcell Dareus (2011), CB Stephon Gilmore (2012), QB EJ Manuel (2013) and WR Sammy Watkins (2014)

**Pro Bowlers w/ Bills:** 4 - RB C.J. Spiller (2012), DT Kyle Williams (2010, 2012, 13), DE Mario Williams (2013) and DT Marcell Dareus (2013)

**Bills with playoff experience:** 9 - RB Bryce Brown, RB Anthony Dixon, CB Corey Graham, LB Jerry Hughes, DE Manny Lawson, QB Kyle Orton, LB Keith Rivers, LB Brandon Spikes and G Chris Williams

## BET YOU DIDN'T KNOW

- **DT Stefan Charles** was a head table guest at the 63rd annual ROGERS Conn Smythe Sports Celebrities Dinner and Silent Auction. The event helps to raise money for Easter Seals Ontario, a group that helps physically disabled children in the Ontario region achieve a greater level of acceptance and independence.

- **DT Marcell Dareus** hosted a free kids football camp at his alma mater, Huffman (Birmingham, AL) High School. Over 500 kids were in attendance.

- **WR Marcus Easley** hosted the 4th annual Marcus Easley E.A.S.Y. Camp on June 7th in Trumbull, CT. Fellow Bill **QB EJ Manuel** was also in attendance.

- **WR Marquise Goodwin** played video games with fans in the SxSports Lounge presented by NFL Players, Inc. at the SXSW festival in Austin, TX.

- **RB Fred Jackson** hosted the Fred Jackson USA Football Fundamentals Football Camp along with the USA Football Player Safety Coach Training. Over 200 kids from Western New York were brought in to learn the proper and safe football techniques.

- **QB EJ Manuel** held his First Annual EJ Manuel Football Camp in his hometown of Virginia Beach, VA at his alma mater, Bayside High School.

- **RB C.J. Spiller** hosted his 2014 Football and Life Skills Camp at Clemson University on May 16th and 17th.

- Rookie **WR Sammy Watkins** attended the 2014 Rookie Premiere in California. **Watkins** also hosted the Sammy Watkins Football Pro Camp on June 22nd at West Seneca East Senior High School. He also signed autographs at Frontier Field on August 11th prior to a Rochester Red Wings game. **Watkins** is the cousin of former Red Wing Tommy Watkins who played in 305 games for Rochester from 2006-09.

- **S Aaron Williams** hosted the 2014 Lone Star Showcase in Austin where top high school football players in the state of Texas came and were mentored by NFL Players that hail from the state.

- Four members of the Bills secondary (**CB Ron Brooks**, **S Jonathan Meeks**, **S Da'Norris Searcy** and **S Duke Williams**) participated in a batting practice session and threw out the first pitch at Frontier Field prior to a Rochester Red Wings game on June 13th.

- The entire Bills rookie class attended the Kiss 98.5 Kiss the Summer Hello concert at Canalside in downtown Buffalo. The rookies went up on stage to greet the fans and also met pop stars Jason Derulo and Austin Mahone.



## BILLS 2013 RANKINGS

### OFFENSE

Category	Total	AFC Rank	NFL Rank
Total Yards/Game	338.1	8th	19th
Points Per Game	21.2	9th	22nd
Passing Yards/Game	193.9	15th	28th
Passing Yards/Attempt	5.4	T-14th	T-29th
Interceptions	15	7th	16th
Rushing Yards/Game	144.2	1st	2nd
Rushing Yards/Play	4.2	T-6th	T-14th
Times Sacked	48	T-12th	T-28th
1st Downs/Game	18.8	T-10th	T-22nd
3rd Down Efficiency	34.0	15th	29th
4th Down Efficiency	28.6	14th	30th
Time of Possession	28:23	15th	29th
Punt Return Average	6.2	15th	29th
Kick Return Average	20.4	16th	29th
Net Punt Average	36.1	15th	30th
Field Goal Percentage	91.7	T-7th	T-10th

### DEFENSE

Category	Total	AFC Rank	NFL Rank
Total Yards/Game	333.4	4th	10th
Points Per Game	24.3	11th	T-20th
Passing Yards/Game	204.4	2nd	4th
Passing Yards/Attempt	6.5	3rd	T-5th
Interceptions	23	1st	2nd
Rushing Yards/Game	128.9	14th	28th
Rushing Yards/Play	4.4	12th	23rd
Sacks	57.0	1st	2nd
1st Downs/Game	19.3	7th	T-12th
3rd Down Efficiency	37.1	7th	14th
4th Down Efficiency	40.0	7th	T-12th
Time of Possession	31:37	15th	29th
Punt Return Average	10.6	13th	25th
Kick Return Average	23.4	T-9th	T-17th
Net Punt Average	41.0	15th	27th
Field Goal Percentage	86.1	10th	17th

## ADDITIONAL POSTSEASON HONORS

### ASSOCIATED PRESS ALL-PRO TEAM

Mario Williams - 2nd Team

### PRO FOOTBALL FOCUS ALL-PRO TEAM

Marcell Dareus - 1st Team

### USA FOOTBALL ALL-FUNDAMENTALS TEAM

Kyle Williams

### PFWA DEFENSIVE ROOKIE OF THE YEAR

Kiko Alonso

### ESPN.com ALL-ROOKIE TEAM

Kiko Alonso

Nickell Robey

## 2013 BILLS IN THE PRO BOWL

Three returning Buffalo Bills - DT Marcell Dareus, DT Kyle Williams and DE Mario Williams - participated in the 2014 Pro Bowl.



Marcell Dareus put together the finest season of his young career as he combined with Kyle Williams to form the most intimidating defensive tackle pairing in the league. Dareus set a career high with 71 tackles and 7.5 sacks on the season. His 71 tackles placed him second among NFL defensive tackles. Dareus was also one of just five NFL defenders to finish the 2013 season with 70 tackles and 7.0 sacks. It was Dareus' first career Pro Bowl Appearance.

Kyle Williams, one of Buffalo's three captains in 2013, recorded a career high 10.5 sacks in 2013 to go along with 68 tackles (42 solo) and a career-high 22 quarterback hits. A consistent source of pressure for the Bills, Williams tallied multiple sacks in four games this year. Williams represented the Bills in his second consecutive Pro Bowl appearance and third overall (2010, 2012).

Mario Williams enjoyed one of the best years of his eight-year career in 2013. Highlighted by his franchise record setting 4.5 sack effort in Week Two versus Carolina, Williams accumulated 13.0 sacks and 38 tackles on the season. After registering 10.5 sacks in 2012, Williams became the first Bill to have back-to-back double digit sack seasons since Aaron Schobel in 2005-2006. The selection marked Williams' third Pro Bowl appearance (2008, 2009).

## PRONUNCIATION GUIDE

### COACHES

<b>Marrone</b> , Doug	mah-ROWN
<b>Hostler</b> , Jim	HASS-ler
<b>Pagac</b> , Fred	PUG-itch

### PLAYERS

Charles, <b>Stefan</b>	STEH-fahn
<b>Dareus</b> , Marcell	DAR-e-us (like 'jar')
Gilmore, <b>Stephon</b>	steph-AHN
Henderson, <b>Seantrel</b>	SHAWN-t
<b>Kouandjio</b> , Cyrus	KWAN-jo
<b>Pears</b> , Erik	PEERS
Richardson, <b>Cyril</b>	SEER-ull
Robey, <b>Nickell</b>	Nick-ELL
<b>Searcy</b> , Da'Norris	SIR-cee
<b>Urbik</b> , Kraig	ER-bick
Wynn, <b>Jarius</b>	Jair-E-us

# **BUFFALO BILLS ROSTERS**



**Alphabetical**

**Numerical**

**Depth Chart**

**Transactions**

**How the Bills Were Built**

**By Experience**

**By Position**



BUFFALO BILLS 2014 ALPHABETICAL ROSTER									
NO	NAME	POS	HT	WT	DOB	EXP	COLLEGE	HOMETOWN	HOW ACQ.
53	Bradham, Nigel	LB	6-2	241	9/4/1989	3	Florida State	Crawfordville, FL	D4a-12
33	Brooks, Ron	CB	5-10	190	10/16/1988	3	LSU	Irving, TX	D4b-12
35	Brown, Bryce	RB	6-0	220	5/14/1991	3	Kansas State	Wichita, KS	TR-14 (PHI)
52	Brown, Preston	LB	6-1	251	10/27/1992	R	Louisville	Cincinnati, OH	D3-14
97	Bryant, Corbin	DT	6-4	300	1/4/1988	2	Northwestern	Chicago, IL	FA-12
2	Carpenter, Dan	K	6-2	228	11/25/1985	7	Montana	Helena, MT	FA-13
84	Chandler, Scott	TE	6-7	260	7/23/1985	8	Iowa	Bedford, TX	W-10 (DAL)
96	Charles, Stefan	DT	6-5	323	6/9/1988	2	Regina	Toronto, Ontario	FA-13
29	Cockrell, Ross	CB	6-0	190	8/6/1991	R	Duke	Waxhaw, NC	D4-14
99	Dareus, Marcell	DT	6-3	331	3/13/1990	4	Alabama	Huffman, AL	D1-11
54	Dean, Larry	LB	6-0	227	8/7/1988	4	Valdosta State	Tifton, GA	FA-14
26	Dixon, Boobie	RB	6-1	233	9/24/1987	5	Mississippi State	Jackson, MS	FA-14
81	Easley, Marcus	WR	6-2	217	11/2/1987	4	Connecticut	Stratford, CT	D4-10
4	Gay, Jordan	K	6-1	200	3/29/1990	1	Centre College	Danville, KY	W-14 (Car)
24	Gilmore, Stephon	CB	6-1	190	9/19/1990	3	South Carolina	Rock Hill, SC	D1-12
77	Glenn, Cordy	T	6-6	345	9/18/1989	3	Georgia	Riverdale, GA	D2-12
88	Goodwin, Marquise	WR	5-9	179	11/19/1990	2	Texas	Garland, TX	D3-13
89	Gragg, Chris	TE	6-3	244	6/30/1990	2	Arkansas	Warren, AR	D7-13
20	Graham, Corey	CB	6-0	196	7/25/1985	8	New Hampshire	Buffalo, NY	FA-14
75	Hairston, Chris	T	6-6	330	4/26/1989	3	Clemson	Winston-Salem, NC	D4b-11
66	Henderson, Seantrel	T	6-7	331	1/21/1992	R	Miami	St. Paul, MN	D7b-14
15	Hogan, Chris	WR	6-1	220	10/24/1988	2	Monmouth (N.J.)	Ramapo, NJ	FA-12
55	Hughes, Jerry	DE	6-2	254	8/13/1988	5	Texas Christian	Sugar Land, TX	TR-13 (IND)
22	Jackson, Fred	RB	6-1	216	2/20/1981	8	Coe College	Fort Worth, TX	FA-06
58	Johnson, Randell	LB	6-4	245	3/23/1991	R	Florida Atlantic	Miami, FL	D7a-14
71	Kouandjio, Cyrus	T	6-7	322	7/21/1993	R	Alabama	Hyattsville, MD	D2-14
91	Lawson, Manny	DE	6-5	240	7/13/1984	9	North Carolina State	Goldsboro, NC	FA-13
3	Manuel, EJ	QB	6-4	237	3/19/1990	2	Florida State	Virginia Beach, VA	D1-13
21	McKelvin, Leodis	CB	5-10	185	9/1/1985	7	Troy	Waycross, GA	D1-08
18	Orton, Kyle	QB	6-4	228	11/14/1982	10	Purdue	Runnells, IA	FA-14
79	Pears, Erik	G	6-8	316	6/25/1982	9	Colorado State	Price, UT	FA-10
57	Powell, Ty	LB	6-2	249	4/27/1988	2	Harding	Marina, CA	FA-13
68	Richardson, Cyril	G	6-5	343	12/27/1990	R	Baylor	Fort Worth, TX	D5-14
56	Rivers, Keith	LB	6-2	235	5/5/1986	6	Southern California	Lake Mary, FL	FA-14
37	Robey, Nickell	CB	5-8	165	1/17/1992	2	Southern California	Frostproof, FL	UFA-13
65	Sanborn, Garrison	LS	6-1	240	7/31/1985	6	Florida State	Tampa, FL	FA-09
6	Schmidt, Colton	P	5-11	224	10/27/1990	1	California-Davis	Bakersfield, CA	FA-14
25	Searcy, Da'Norris	S	5-11	207	11/16/1988	4	North Carolina	Decatur, GA	D4a-11
85	Smith, Lee	TE	6-6	265	11/21/1987	4	Marshall	Powell, TN	W-11 (NE)
51	Spikes, Brandon	LB	6-2	255	9/3/1987	5	Florida	Shelby, NC	FA-14
28	Spiller, C.J.	RB	5-11	200	8/5/1987	5	Clemson	Lake Butler, FL	D1-10
38	Summers, Frank	FB	5-9	248	9/6/1985	2	UNLV	Oakland, CA	FA-13
60	Urbik, Kraig	G	6-5	324	9/23/1985	6	Wisconsin	Hudson, WI	W-10 (PIT)
14	Watkins, Sammy	WR	6-1	211	6/14/1993	R	Clemson	Fort Myers, FL	D1-14
23	Williams, Aaron	S	6-0	199	4/23/1990	4	Texas	Round Rock, TX	D2-11
74	Williams, Chris	G	6-6	320	8/26/1985	7	Vanderbilt	Baton Rouge, LA	FA-14
27	Williams, Duke	S	5-11	201	10/15/1990	2	Nevada	Reno, NV	D4-13
95	Williams, Kyle	DT	6-1	303	6/10/1983	9	LSU	Ruston, LA	D5a-06
94	Williams, Mario	DE	6-6	292	1/31/1985	9	North Carolina State	Richlands, NC	FA-12
19	Williams, Mike	WR	6-2	212	5/18/1987	5	Syracuse	Buffalo, NY	TR-14 (TB)
70	Wood, Eric	C	6-4	310	3/18/1986	6	Louisville	Cincinnati, OH	D1b-09
10	Woods, Robert	WR	6-0	190	4/10/1992	2	Southern California	Carson, CA	D2a-13
92	Wynn, Jarius	DE	6-3	285	8/29/1986	6	Georgia	Augusta, GA	FA-14
RESERVE/NON-FOOTBALL INJURY LIST									
50	Alonso, Kiko	LB	6-3	238	8/14/1990	2	Oregon	Los Gatos, CA	D2b-13
RESERVE/INJURED									
30	Butler, Mario	CB	6-1	187	10/20/1988	1	Georgia Tech	Jacksonville, FL	FA-13
36	Meeks, Jonathan	S	6-0	209	11/8/1989	2	Clemson	Rock Hill, SC	D5-13
58	Sylvester, Stevenson	LB	6-2	231	7/18/1988	5	Utah	Las Vegas, NV	FA-14
PRACTICE SQUAD									
46	Broomfield, Deon	S	6-0	206	8/3/1991	R	Iowa State	Palm Bay, FL	UFA-14
62	Campbell, William	G	6-4	311	7/6/1991	1	Michigan	Detroit, MI	FA-14
45	Gaines, Jimmy	LB	6-3	240	5/11/1993	R	Miami	Getzville, NY	UFA-14
98	Igbinosun, Ikponmwosa	DE	6-3	286	9/10/1990	1	Southern Connecticut State	Rahway, NJ	FA-13
67	Johnson, Bryan	DE	6-4	250	8/13/1988	R	West Texas A&M	Bellport, NY	UFA-14
31	Ladler, Kenny	S	6-0	207	6/23/1992	R	Vanderbilt	Stone Mountain, GA	UFA-14
73	Morrell, D.J.	G	6-6	325	8/19/1991	R	Old Dominion	Norwalk, CT	UFA-14
13	Roosevelt, Naaman	WR	6-0	200	12/24/1987	3	Buffalo	Buffalo, NY	FA-14
90	Towns, Jeremy	DT	6-4	290	3/9/1989	R	Samford	Dolomite, AL	UFA-14
7	Tuel, Jeff	QB	6-3	221	2/12/1991	2	Washington State	Fresno, CA	UFA-13
PRACTICE SQUAD/INJURED LIST									
86	Holley, Caleb	WR	6-2	200	12/26/1990	R	East Central (Okla.)	Anchorage, AK	UFA-14

BUFFALO BILLS 2014 NUMERICAL ROSTER									
NO	NAME	POS	HT	WT	AGE	EXP	COLLEGE	HOMETOWN	HOW ACQ.
2	Dan Carpenter	K	6-2	228	28	7	Montana	Helena, MT	FA-13
3	EJ Manuel	QB	6-4	237	24	2	Florida State	Virginia Beach, VA	D1-13
4	Jordan Gay	K	6-1	200	25	1	Centre College	Danville, KY	W-14 (CAR)
6	Colton Schmidt	P	5-11	224	23	1	California-Davis	Bakersfield, CA	FA-14
10	Robert Woods	WR	6-0	190	22	2	Southern California	Carson, CA	D2a-13
14	Sammy Watkins	WR	6-1	211	21	R	Clemson	Fort Myers, FL	D1-14
15	Chris Hogan	WR	6-1	220	25	2	Monmouth (N.J.)	Ramapo, NJ	FA-12
18	Kyle Orton	QB	6-4	228	31	10	Purdue	Runnels, IA	FA-14
19	Mike Williams	WR	6-2	212	27	5	Syracuse	Buffalo, NY	TR-14 (TB)
20	Corey Graham	CB	6-0	196	29	8	New Hampshire	Buffalo, NY	FA-14
21	Leodis McKelvin	CB	5-10	185	29	7	Troy	Waycross, GA	D1-08
22	Fred Jackson	RB	6-1	216	33	8	Coe College	Fort Worth, TX	FA-06
23	Aaron Williams	S	6-0	199	24	4	Texas	Round Rock, TX	D2-11
24	Stephon Gilmore	CB	6-1	190	24	3	South Carolina	Rock Hill, SC	D1-12
25	Da'Norris Searcy	S	5-11	207	25	4	North Carolina	Decatur, GA	D4a-11
26	Boobie Dixon	RB	6-1	233	27	5	Mississippi State	Jackson, MS	FA-14
27	Duke Williams	S	5-11	201	23	2	Nevada	Reno, NV	D4-13
28	C.J. Spiller	RB	5-11	200	27	5	Clemson	Lake Butler, FL	D1-10
29	Ross Cockrell	CB	6-0	190	23	R	Duke	Waxhaw, NC	D4-14
33	Ron Brooks	CB	5-10	190	25	3	LSU	Irving, TX	D4b-12
35	Bryce Brown	RB	6-0	220	23	3	Kansas State	Wichita, KS	TR-14 (PHI)
37	Nickell Robey	CB	5-8	165	22	2	Southern California	Frostproof, FL	UFA-13
38	Frank Summers	FB	5-9	248	29	2	UNLV	Oakland, CA	FA-13
51	Brandon Spikes	LB	6-2	255	27	5	Florida	Shelby, NC	FA-14
52	Preston Brown	LB	6-1	251	21	R	Louisville	Cincinnati, OH	D3-14
53	Nigel Bradham	LB	6-2	241	24	3	Florida State	Crawfordville, FL	D4a-12
54	Larry Dean	LB	6-0	227	26	4	Valdosta State	Tifton, GA	FA-14
55	Jerry Hughes	DE	6-2	254	26	5	Texas Christian	Sugar Land, TX	TR-13 (IND)
56	Keith Rivers	LB	6-2	235	28	6	Southern California	Lake Mary, FL	FA-14
57	Ty Powell	LB	6-2	249	26	2	Harding	Marina, CA	FA-13
58	Randell Johnson	LB	6-4	245	23	R	Florida Atlantic	Miami, FL	D7a-14
60	Kraig Urbik	G	6-5	324	29	6	Wisconsin	Hudson, WI	W-10 (PIT)
65	Garrison Sanborn	LS	6-1	240	29	6	Florida State	Tampa, FL	FA-09
66	Seantrel Henderson	T	6-7	331	22	R	Miami	St. Paul, MN	D7b-14
68	Cyril Richardson	G	6-5	343	23	R	Baylor	Fort Worth, TX	D5-14
70	Eric Wood	C	6-4	310	28	6	Louisville	Cincinnati, OH	D1b-09
71	Cyrus Kouandjio	T	6-7	322	21	R	Alabama	Hyattsville, MD	D2-14
74	Chris Williams	G	6-6	320	29	7	Vanderbilt	Baton Rouge, LA	FA-14
75	Chris Hairston	T	6-6	330	25	3	Clemson	Winston-Salem, NC	D4b-11
77	Cordy Glenn	T	6-6	345	25	3	Georgia	Riverdale, GA	D2-12
79	Erik Pears	G	6-8	316	32	9	Colorado State	Price, UT	FA-10
81	Marcus Easley	WR	6-2	217	26	4	Connecticut	Stratford, CT	D4-10
84	Scott Chandler	TE	6-7	260	29	8	Iowa	Bedford, TX	W-10 (DAL)
85	Lee Smith	TE	6-6	265	26	4	Marshall	Powell, TN	W-11 (NE)
88	Marquise Goodwin	WR	5-9	179	23	2	Texas	Garland, TX	D3-13
89	Chris Gragg	TE	6-3	244	24	2	Arkansas	Warren, AR	D7-13
91	Manny Lawson	DE	6-5	240	30	9	North Carolina State	Goldsboro, NC	FA-13
92	Jarius Wynn	DE	6-3	285	28	6	Georgia	Augusta, GA	FA-14
94	Mario Williams	DE	6-6	292	29	9	North Carolina State	Richlands, NC	FA-12
95	Kyle Williams	DT	6-1	303	31	9	LSU	Ruston, LA	D5a-06
96	Stefan Charles	DT	6-5	323	26	2	Regina	Toronto, Ontario	FA-13
97	Corbin Bryant	DT	6-4	300	26	2	Northwestern	Chicago, IL	FA-12
99	Marcell Dareus	DT	6-3	331	24	4	Alabama	Huffman, AL	D1-11
RESERVE/NON-FOOTBALL INJURY LIST									
50	Kiko Alonso	LB	6-3	238	23	2	Oregon	Los Gatos, CA	D2b-13
RESERVE/INJURED									
30	Mario Butler	CB	6-1	187	25	1	Georgia Tech	Jacksonville, FL	FA-13
36	Jonathan Meeks	S	6-0	209	24	2	Clemson	Rock Hill, SC	D5-13
58	Stevenson Sylvester	LB	6-2	231	26	5	Utah	Las Vegas, NV	FA-14
PRACTICE SQUAD									
7	Jeff Tuel	QB	6-3	221	23	2	Washington State	Fresno, CA	UFA-13
13	Naaman Roosevelt	WR	6-0	200	26	3	Buffalo	Buffalo, NY	FA-14
31	Kenny Ladler	S	6-0	207	22	R	Vanderbilt	Stone Mountain, GA	UFA-14
45	Jimmy Gaines	LB	6-3	240	21	R	Miami	Getzville, NY	UFA-14
46	Deon Broomfield	S	6-0	206	23	R	Iowa State	Palm Bay, FL	UFA-14
62	William Campbell	G	6-4	311	23	1	Michigan	Detroit, MI	FA-14
67	Bryan Johnson	DE	6-4	250	25	R	West Texas A&M	Bellport, NY	UFA-14
73	D.J. Morrell	G	6-6	325	23	R	Old Dominion	Norwalk, CT	UFA-14
90	Jeremy Towns	DT	6-4	290	25	R	Samford	Dolomite, AL	UFA-14
98	Ikponmwo Igbinosun	DE	6-3	286	23	1	Southern Connecticut State	Rahway, NJ	FA-13
PRACTICE SQUAD/INJURED LIST									
86	Caleb Holley	WR	6-2	200	23	R	East Central (Okla.)	Anchorage, AK	UFA-14

## BUFFALO BILLS UNOFFICIAL 2014 DEPTH CHART

### OFFENSE

<b>WR</b>	10 Robert Woods	19 Mike Williams	15 Chris Hogan
<b>LT</b>	77 Cordy Glenn	75 Chris Hairston	
<b>LG</b>	74 Chris Williams	60 Kraig Urbik	
<b>C</b>	70 Eric Wood	60 Kraig Urbik	
<b>RG</b>	79 Erik Pears	<u>68 Cyril Richardson</u>	
<b>RT</b>	<u>66 Seantrel Henderson</u>	<u>71 Cyrus Kouandjio</u>	
<b>TE</b>	84 Scott Chandler	85 Lee Smith	89 Chris Gragg
<b>QB</b>	18 Kyle Orton	3 EJ Manuel	
<b>RB</b>	28 C.J. Spiller	22 Fred Jackson	26 Boobie Dixon      35 Bryce Brown
<b>FB</b>	38 Frank Summers		
<b>WR</b>	<u>14 Sammy Watkins</u>	88 Marquise Goodwin	81 Marcus Easley

### DEFENSE

<b>LDE</b>	94 Mario Williams	92 Jarius Wynn	
<b>DT</b>	95 Kyle Williams	96 Stefan Charles	
<b>DT</b>	99 Marcell Dareus	97 Corbin Bryant	
<b>RDE</b>	55 Jerry Hughes	91 Manny Lawson	
<b>WLB</b>	56 Keith Rivers	<u>58 Randell Johnson</u>	54 Larry Dean
<b>MLB</b>	51 Brandon Spikes	57 Ty Powell	
<b>SLB</b>	53 Nigel Bradham	<u>52 Preston Brown</u>	
<b>LCB</b>	21 Leodis McKelvin	20 Corey Graham	<u>29 Ross Cockrell</u>
<b>DS</b>	25 Da'Norris Searcy	27 Duke Williams	
<b>DS</b>	23 Aaron Williams		
<b>RCB</b>	24 Stephon Gilmore	37 Nickell Robey	33 Ron Brooks

### SPECIALISTS

<b>K</b>	2 Dan Carpenter	4 Jordan Gay	
<b>KO</b>	4 Jordan Gay	2 Dan Carpenter	
<b>P</b>	6 Colton Schmidt	4 Jordan Gay	
<b>KOR</b>	28 CJ Spiller	88 Marquise Goodwin	<u>14 Sammy Watkins</u>
<b>PR</b>	21 Leodis McKelvin	22 Fred Jackson	37 Nickell Robey
<b>LS</b>	65 Garrison Sanborn		
<b>H</b>	6 Colton Schmidt	4 Jordan Gay	

### COACHING STAFF

**Head Coach:** Doug Marrone

**Assistants:** Greg Adkins (Tight Ends); Kurt Anderson (Offensive Quality Control); John Anselmo (Special Teams Assistant); Thad Bogardus (Defensive Quality Control); Samson Brown (Assistant Defensive Backs); Stephen Brown (Assistant to the Head Coach); Eric Ciano (Head Strength and Conditioning); Danny Crossman (Special Teams Coordinator); Todd Downing (Quarterbacks); Nathaniel Hackett (Offensive Coordinator); Donnie Henderson (Defensive Backs); Jim Hostler (Senior Offensive Assistant); Pepper Johnson (Defensive Line); Dan Liburd (Strength and Conditioning Assistant); Hal Luther (Assistant Strength and Conditioning); Rob Moore (Wide Receivers); Pat Morris (Offensive Line); Fred Pagac (Linebackers); Jim Schwartz (Defensive Coordinator); Jason Rebrovich (Assistant Defensive Line); Jason Vrable (Offensive Quality Control); Tyrone Wheatley (Running Backs)



# 2014 TRANSACTIONS

Dec. 30, 2013	Announced DB <b>Mario Butler</b> , OT <b>Edawn Coughman</b> , QB <b>Dennis Dixon</b> , DE <b>Ikponmwo Igbinosun</b> , OT <b>Jamaal Johnson-Webb</b> , WR <b>Brandon Kaufman</b> and LB <b>Jacques Smith</b> as Reserve/Future Signings
Jan. 10, 2014	Signed P <b>Brian Moorman</b> to a contract extension
Jan. 13	LB coach <b>Cuck Driesbach</b> relieved of his duties
Jan. 14	Announced DE <b>Kourtnei Brown</b> , RB <b>Anthony Allen</b> and OG <b>Randy Colling</b> as Reserve/Future Signings
Jan. 16	Named <b>Jeff Hafley</b> Defensive Assistant
Jan. 16	Announced WR <b>Ramses Barden</b> , FS <b>Jajuan Harley</b> , LB <b>Willie Jefferson</b> , WR <b>Chris Summers</b> and LB <b>Nathan Williams</b> as Reserve/Future Signings
Jan. 24	Named <b>Jim Schwartz</b> Defensive Coordinator and <b>Todd Downing</b> Quarterbacks coach
Jan. 29	Named <b>Jim Hostler</b> Senior Offensive Assistant
Jan. 31	Named <b>Pepper Johnson</b> Defensive Line coach and <b>Fred Pagac</b> Linebackers coach
Feb. 6	Named <b>Rob Moore</b> Wide Receivers coach
Feb. 7	Promoted <b>Jason Rebrovich</b> to Assistant Defensive Line coach
March 3	Released LB <b>Willie Jefferson</b>
March 5	Signed DB <b>Aaron Williams</b> to a contract extension
March 6	Exercised its exclusive rights by tendering offers to WR <b>Chris Hogan</b> , OL <b>Antoine McClain</b> and FB <b>Frank Summers</b> and re-signed DB <b>Brandon</b>
March 10	Named <b>Thad Bogardus</b> Defensive Quality Control coach
March 11	Re-signed K <b>Dan Carpenter</b> and TE <b>Mike Caussin</b> and released QB <b>Kevin Kolb</b>
March 12	Signed free agent OL <b>Chris Williams</b> and agreed to terms with DB <b>Corey Graham</b> and LB <b>Keith Rivers</b>
March 13	Agreed to terms to re-sign TE <b>Scott Chandler</b>
March 14	Agreed to terms with free agents RB <b>Anthony Dixon</b> and LB <b>Brandon Spikes</b>
April 3	<b>Mary Wilson</b> announced as controlling owner of the franchise
April 4	Acquired WR <b>Mike Williams</b> via trade with Tampa Bay for an undisclosed draft choice
April 8	Signed free agent DE <b>Jarius Wynn</b>
April 9	Signed free agent P <b>Jake Dombrowski</b>
April 10	Released DE <b>Kourtnei Brown</b>
May 9	Traded WR <b>Stevie Johnson</b> to the San Francisco 49ers for an undisclosed 2015 draft choice
May 10	Acquired RB <b>Bryce Brown</b> from the Philadelphia Eagles for a future undisclosed draft choice and swap of seventh round choices in 2014
May 12	Released RB <b>Anthony Allen</b>
May 13	Signed seven undrafted free agents: DB <b>Deon Broomfield</b> , LB <b>Jimmy Gaines</b> , DT <b>Damien Jacobs</b> , DE <b>Bryan Johnson</b> , LB <b>Darrin Kitchens</b> , DB <b>Kenny Ladler</b> and CB <b>Darius Robinson</b>
May 13	Agreed to terms with undrafted free agents DB <b>Derek Brim</b> and DT <b>Colby Way</b>
May 13	Released OL <b>Jamaal Johnson-Webb</b>
May 15	Signed three draft selections: fourth-round (109th overall) DB <b>Ross Cockrell</b> and seventh-round picks (221st overall) LB <b>Randell Johnson</b> and OL <b>Seantrel Henderson</b>
May 15	Signed free agent DB <b>Michael Carter</b>
May 16	Released WR <b>Brandon Kaufman</b>
May 17	Signed third-round (73rd overall) draft selection LB <b>Preston Brown</b>
May 20	Signed undrafted free agent WR <b>Caleb Holley</b>
May 23	Signed fifth-round (153rd overall) draft selection OL <b>Cyril Richardson</b>
May 28	Signed first-round (fourth overall) draft selection WR <b>Sammy Watkins</b>
May 29	Released OL <b>Randy Colling</b>
May 29	Signed second-round (44th overall) draft selection OL <b>Cyrus Kouandjio</b>
June 2	Signed undrafted free agent C <b>Macky MacPherson</b>
July 16	Signed free agent LB <b>Stevenson Sylvester</b> ; Placed LB <b>Randell Johnson</b> , CB <b>Leodis McKelvin</b> on Active/Physically Unable to Perform List Placed LB <b>Kiko Alonso</b> on the Active/Non-Football Injury List; Placed DT <b>Alan Branch</b> , T <b>Cordy Glenn</b> on Active/Non-Football Illness List
July 18	Released WR <b>Cordell Roberson</b> , CB <b>Darius Robinson</b>
July 19	Signed WR <b>Tori Gurley</b> , CB <b>Kamaal McIlwain</b>
July 19	Activated CB <b>Leodis McKelvin</b> to active roster; Placed DT <b>Marcell Dareus</b> , G J.J. 'Unga on Active/Non-Football Injury List
July 20	Activated G J.J. 'Unga to active roster
July 21	Released WR <b>Ramses Barden</b> , LB <b>Nathan Williams</b> ; Signed WR <b>Naaman Roosevelt</b> , DT <b>Landon Cohen</b>
July 24	Claimed C <b>Jared Wheeler</b> ; Waived-injured CB <b>Brandon Smith</b> ; DT <b>Marcell Dareus</b> , DT <b>Alan Branch</b> passed physicals/activated to active roster
July 25	Signed CB <b>Bobby Felder</b> ; Released DT <b>Colby Way</b> ; LB <b>Randall Johnson</b> passed physical/activated to roster
July 26	Signed TE <b>Dominique Jones</b> ; Released G <b>Mark Asper</b>
July 28	Waived LB <b>Darrin Kitchens</b> from injured reserve list, reached injury settlement
July 30	Signed RB <b>Fred Jackson</b> to contract extension
July 31	Waived CB <b>Brandon Smith</b> from injured reserve list, reached injury settlement
August 9	T <b>Cordy Glenn</b> passed physical, removed from non-football injury list
August 10	Signed CB <b>Sam Miller</b> ; released CB <b>Michael Carter</b>
August 19	Waived T <b>Edawn Coughman</b>
August 20	Placed LB <b>Stevenson Sylvester</b> on injured reserve
August 24	Released DT <b>Alan Branch</b>
August 25	Released P <b>Jake Dombrowski</b> , K <b>Dustin Hopkins</b> , WR <b>Tori Gurley</b> , WR <b>Chris Summers</b> , RB <b>Ronnie Wingo</b> , QB <b>Dennis Dixon</b> , G JJ 'Unga, C <b>Macky MacPherson</b> , DT <b>Damien Jacobs</b> , S <b>Jajuan Harley</b> , S <b>Derek Brim</b>
August 26	Signed QB <b>Jordan Palmer</b> ; released QB <b>Thad Lewis</b> ; placed LB <b>Kiko Alonso</b> on reserve/non-football injury list
August 26	Claimed P/K <b>Jordan Gay</b>
August 29	Released LB <b>Xavius Boyd</b> , DT <b>Landon Cohen</b> , TE <b>Dominique Jones</b> , CB <b>Kamaal McIlwain</b> , CB <b>Sam Miller</b> , P <b>Brian Moorman</b> , QB <b>Jordan F</b> FB <b>Evan Rodriguez</b> , WR <b>Naaman Roosevelt</b> , C <b>Jared Wheeler</b> ; Placed CB <b>Mario Butler</b> , CB <b>Bobby Felder</b> , TE <b>Tony Moeaki</b> on reserve/injur
August 30	Signed QB <b>Kyle Orton</b> , P <b>Colton Schmidt</b>
August 30	Released LB <b>Jeff Tuel</b> , WR <b>Caleb Holley</b> , G <b>Antoine McClain</b> , DE <b>Bryan Johnson</b> , DE <b>Ike Igbinosun</b> , LB <b>Jimmy Gaines</b> , S <b>Deon Broomfield</b> S <b>Kenny Ladler</b> , WR <b>TJ Graham</b> , C/G <b>Doug Legursky</b>
August 31	Signed to practice squad QB <b>Jeff Tuel</b> , WR <b>Caleb Holley</b> , DE <b>Bryan Johnson</b> , DE <b>Ike Igbinosun</b> , LB <b>Jimmy Gaines</b> , S <b>Deon Broomfield</b> S <b>Kenny Ladler</b>
September 1	Signed to practice squad FB <b>Lonnie Pryor</b> , G <b>D.J. Morrell</b>
September 2	Signed to practice squad TE <b>D.J. Tialavea</b> ; released TE <b>Tony Moeaki</b> via injury settlement
September 8	Released DE <b>Jacques Smith</b> ; activated LB <b>Nigel Bradham</b> from reserve/suspended list
September 16	Placed S <b>Jonathan Meeks</b> on reserve/injured list; Signed LB <b>Larry Dean</b>
September 30	Released TE <b>D.J. Tialavea</b> ; signed TE <b>Jamie Childers</b>
October 3	Signed to practice squad WR <b>Naaman Roosevelt</b> ; placed WR <b>Caleb Holley</b> on Practice squad/injured list
October 7	Signed to practice squad G <b>William Campbell</b> and DT <b>Jeremy Towns</b> ; released from practice squad RB <b>Lonnie Pryor</b> and TE <b>Jamie Childers</b>

# HOW THE BILLS WERE BUILT

YEAR	DRAFTEES	VETERAN FREE AGENTS	TRADES	FREE AGENTS
2006	Kyle Williams (5a)			Fred Jackson (UFA)
2008	Leodis McKelvin (1)			
2009	Eric Wood (1b)			Garrison Sanborn (UFA)
2010	C.J. Spiller (1) Marcus Easley (4)	Scott Chandler (Dallas) Erik Pears (Oakland) Kraig Urbik (Pittsburgh)		
2011	Marcell Dareus (1) Aaron Williams (2) Da'Norris Searcy (4a) Chris Hairston (4b)	Lee Smith (New England)		
2012	Stephon Gilmore (1) Cordy Glenn (2) Nigel Bradham (4a) Ron Brooks (4b)	Corbin Bryant (Steelers) Chris Hogan (NY Giants) Mario Williams (Houston)		
2013	EJ Manuel (1) Robert Woods (2a) Marquise Goodwin (3) Duke Williams (4) Chris Gragg (7)	Dan Carpenter (Miami) Stefan Charles (Tennessee) Manny Lawson (Cincinnati) Ty Powell (Seattle) Frank Summers (Pittsburgh)	Jerry Hughes (Indianapolis)	Nickell Robey (UFA)
2014	Sammy Watkins (1) Cyrus Kouandjio (2) Preston Brown (3) Ross Cockrell (4) Cyril Richardson (5) Randell Johnson (7) Seantrel Henderson (7)	Chris Williams (St. Louis) Corey Graham (Baltimore) Keith Rivers (NY Giants) Boobie Dixon (San Francisco) Brandon Spikes (New England) Jarius Wynn (Dallas) Jordan Gay (claimed from Carolina) Kyle Orton (Dallas) Colton Schmidt (San Francisco) Larry Dean (Minnesota)	Mike Williams (from Tampa Bay) Bryce Brown (from Philadelphia)	

(ufa) indicates undrafted rookie free agent

(team) denotes team last played with

# BY EXPERIENCE

## **10 YEARS (1)**

Kyle Orton

## **9 YEARS (4)**

Mario Williams

Kyle Williams

Erik Pears

Manny Lawson

## **8 YEARS (3)**

Scott Chandler

Corey Graham

Fred Jackson

## **7 YEARS (3)**

Chris Williams

Dan Carpenter

Leodis McKelvin

## **6 YEARS (5)**

Garrison Sanborn

Kraig Urbik

Eric Wood

Keith Rivers

Jarius Wynn

## **5 YEARS (5)**

Jerry Hughes

C.J. Spiller

Mike Williams

Brandon Spikes

Boobie Dixon

## **4 YEARS (6)**

Marcell Dareus

Da'Norris Searcy

Lee Smith

Aaron Williams

Marcus Easley

Larry Dean

## **3 YEARS (6)**

Ron Brooks

Stephon Gilmore

Cordy Glenn

Chris Hairston

Bryce Brown

Nigel Bradham

## **2 YEARS (11)**

Corbin Bryant

Chris Hogan

Frank Summers

Stefan Charles

Marquise Goodwin

Chris Gragg

EJ Manuel

Ty Powell

Nickell Robey

Duke Williams

Robert Woods

## **1 YEAR (3)**

Jordan Gay

Colton Schmidt

## **ROOKIE (7)**

Preston Brown

Ross Cockrell

Seantrel Henderson

Randell Johnson

Cyrus Kounandjio

Cyril Richardson

Sammy Watkins





# 2014 BUFFALO BILLS ROSTER BY POSITION

## HEAD COACH DOUG MARRONE



### Offense: 25

Coordinator: Nathaniel Hackett

Quality Control Coaches: Kurt Anderson, Jason Vrable

### QUARTERBACKS (2)

Coach: Todd Downing

No	Name	Pos	HT	WT	Exp	College
3	EJ Manuel	QB	6'4	237	2	Florida State
18	Kyle Orton	QB	6'4	228	10	Purdue

### RUNNING BACKS (5)

Coach: Tyrone Wheatley

No	Name	Pos	HT	WT	Exp	College
22	Fred Jackson	RB	6'1	216	8	Coe College
26	Boobie Dixon	RB	6'1	233	5	Mississippi State
28	CJ Spiller	RB	5'11	200	5	Clemson
35	Bryce Brown	RB	6'0	220	3	Kansas State
38	Frank Summers	FB	5'9	248	2	UNLV

### WIDE RECEIVERS (6)

Coach: Rob Moore

No	Name	Pos	HT	WT	Exp	College
10	Robert Woods	WR	6'0	190	1	Southern California
14	Sammy Watkins	WR	6'1	211	R	Clemson
15	Chris Hogan	WR	6'1	220	2	Monmouth (N.J.)
19	Mike Williams	WR	6'2	212	5	Syracuse
81	Marcus Easley	WR	6'2	217	2	Connecticut
88	Marquise Goodwin	WR	5'9	179	R	Texas

### TIGHT ENDS (3)

Coach: Greg Adkins

No	Name	Pos	HT	WT	Exp	College
84	Scott Chandler	TE	6'7	263	7	Iowa
85	Lee Smith	TE	6'6	265	3	Marshall
89	Chris Gragg	TE	6'3	244	R	Arkansas

### OFFENSIVE LINE (9)

Coach: Pat Morris

No	Name	Pos	HT	WT	Exp	College
60	Kraig Urbik	G	6'5	324	6	Wisconsin
66	Seantrel Henderso	T	6'7	331	R	Miami (FL)
68	Cyril Richardson	G	6'5	343	R	Baylor
70	Eric Wood	C	6'4	310	6	Louisville
71	Cyrus Kouandjio	T	6'7	332	R	Alabama
74	Chris Williams	G	6'6	320	7	Vanderbilt
75	Chris Hairston	T	6'6	330	3	Clemson
77	Cordy Glenn	T	6'6	345	3	Georgia
79	Erik Pears	G	6'8	316	9	Colorado State

### PRONUNCIATION GUIDE

#### PLAYERS

Charles, <b>Stefan</b>	STEH-fahn	Robey, <b>Nickell</b>	Nick-ELL
<b>Dareus</b> , Marcell	DAR-e-us (like 'je	<b>Searcy</b> , Da'Norris	SIR-cee
Gilmore, <b>Stephon</b>	steph-AHN	<b>Urbik</b> , Kraig	ER-bick
Henderson, <b>Seantrel</b>	SHAWN-trell	Wynn, <b>Jarius</b>	Jair-E-us
<b>Kouandjio</b> , Cyrus	KWAN-jo		
<b>Pears</b> , Erik	PEERS		
Richardson, <b>Cyril</b>	SEER-ull		

#### COACHES

<b>Marrone</b> , Doug	mah-ROWN
<b>Hostler</b> , Jim	HASS-ler
<b>Pagac</b> , Fred	PUG-itch

### Defense: 24

Coordinator: Jim Schwartz

Quality Control Coach: Thad Bogardus

### DEFENSIVE LINE (8)

Coach: Pepper Johnson

Coach: Jason Rebrovich

No	Name	Pos	HT	WT	Exp	College
55	Jerry Hughes	DE	6'2	254	5	Texas Christian
91	Manny Lawson	DE	6'5	240	9	North Carolina Stat
92	Jarius Wynn	DE	6'3	285	6	Georgia
94	Mario Williams	DE	6'6	292	9	North Carolina Stat
95	Kyle Williams	DT	6'1	303	9	LSU
96	Stefan Charles	DT	6'3	323	2	Regina
97	Corbin Bryant	DT	6'4	300	2	Northwestern
99	Marcell Dareus	DT	6'3	331	4	Alabama

### LINEBACKERS (7)

Coaches: Fred Pagac

No	Name	Pos	HT	WT	Exp	College
51	Brandon Spikes	LB	6'2	255	5	Florida
52	Preston Brown	LB	6'1	251	R	Louisville
53	Nigel Bradham	LB	6'2	241	3	Florida State
54	Larry Dean	LB	6'0	227	4	Valdosta State
56	Keith Rivers	LB	6'2	235	6	USC
57	Ty Powell	LB	6'2	249	2	Harding
58	Randell Johnson	LB	6'4	245	R	Florida Atlantic

### DEFENSIVE BACKS (9)

Coach: Donnie Henderson

Assistant: Samson Brown

No	Name	Pos	HT	WT	Exp	College
20	Corey Graham	CB	6'0	196	8	New Hampshire
21	McKelvin, Leodis	CB	5'10	185	7	Troy
23	Aaron Williams	S	6'0	199	4	Texas
24	Stephon Gilmore	CB	6'1	190	3	South Carolina
25	Da'Norris Searcy	S	5'11	207	4	North Carolina
27	Duke Williams	S	5'11	201	2	Nevada
29	Ross Cockrell	CB	6'0	190	R	Duke
33	Ron Brooks	CB	5'10	190	3	LSU
37	Nickell Robey	CB	5'8	165	2	Southern California

### SPECIAL TEAMS (4)

Coach: Danny Crossman

Assistant: John Anselmo

No	Name	Pos	HT	WT	Exp	College
2	Dan Carpenter	K	6'2	228	7	Montana
4	Jordan Gay	K	6'1	200	1	Centre College
6	Colton Schmidt	P	5'11	224	1	California-Davis
65	Garrison Sanborn	LS	6'1	240	6	Florida State



# **HERD OF STATS**

**REGULAR SEASON GAME #6**

**New England Patriots @ Buffalo Bills**

**Sunday, October 12, 2014**

## **2014 HERD OF STATS**

Game-By-Game Starters  
Offensive Highs & Lows  
Defensive Highs & Lows  
Bills Superlatives  
Opponent Superlatives  
Defensive Summaries  
Defensive Statistics  
Scoring Drives  
Game-by-Game Team  
Game-by-Game Rushing  
Game-by-Game Passing  
Game-by-Game Receiving  
Game-by-Game Punting/Kicking  
Game-by-Game Punt Returns  
Game-by-Game Kickoff Returns  
Game-by-Game Defensive Stats  
Big Plays  
Goal-to-Go  
Inside the 20  
The Last Time  
Turnover Analysis  
ETCs  
Game Summaries  
Player Participation  
NFL Stats

## 2014 BUFFALO BILLS GAME-BY-GAME STARTERS

OPP	OFFENSE										
	WR	LT	LG	C	RG	RT	TE	QB	RB	FB	WR
at CHI	Woods	Glenn	C. Williams	Wood	Pears	Henderson	Gragg	Manuel	Spiller	Summers	Watkins
vs MIA	Woods	Glenn	C. Williams	Wood	Pears	Henderson	Gragg	Manuel	Jackson	Summers	Watkins
vs SD	Woods	Glenn	C. Williams	Wood	Pears	Henderson	Chandler	Manuel	Spiller	Summers	Watkins
at HOU	Woods	Glenn	Richardson	Wood	Pears	Henderson	Smith	Manuel	Spiller	Summers	Watkins
at DET	Woods	Glenn	Richardson	Wood	Pears	Henderson	Smith	Orton	Jackson	Summers	Watkins

OPP	DEFENSE										
	LDE	DT	DT	RDE	WLB/MLB	SLB	LCB	RCB	SS	FS	NB/MLB
at CHI	Ma. Williams	K. Williams	Dareus	Hughes	Rivers	Brown	McKelvin	Graham	A. Williams	Searcy	Robey
vs MIA	Ma. Williams	K. Williams	Dareus	Hughes	Brown	Bradham	Graham	Gilmore	A. Williams	Searcy	Robey
vs SD	Ma. Williams	K. Williams	Dareus	Hughes	Brown	Bradham	McKelvin	Gilmore	A. Williams	Searcy	Robey
at HOU	Ma. Williams	K. Williams	Dareus	Hughes	Rivers	Bradham	McKelvin	Gilmore	A. Williams	D. Williams	Spikes
at DET	Ma. Williams	Charles	Dareus	Hughes	Spikes	Brown	McKelvin	Gilmore	A. Williams	Searcy	Robey



# 2014 OFFENSIVE HIGHS & LOWS

BEST		WORST
29 vs MIA 9/14	POINTS	10 vs. SD 9/21
19 at DET 10/5	FIRST DOWNS	13 vs MIA 9/14
7 at CHI 9/7	RUSHING FIRST DOWNS	2 at DET 10/5
15 at DET 10/5	PASSING FIRST DOWNS	8 at CHI 9/7
43% vs. SD 9/21	THIRD DOWN EFFICIENCY	31% at HOU 9/28, at DET 10/5
360 at CHI 9/7	TOTAL NET YARDS	292 vs. SD 9/21
6.4 at CHI 9/7	AVERAGE PER PLAY	4.5 vs. SD 9/21
193 at CHI 9/7	NET YARDS RUSHING	49 at DET 10/5
294 at DET 10/5	NET YARDS PASSING	167 at CHI 9/7
0 vs MIA 9/14	QB SACKS	3 vs. SD 9/21
308 at DET 10/5	GROSS YARDS PASSING	173 at CHI 9/7
44 at HOU 9/28	PASS ATTEMPTS	22 at CHI 9/7
30 at DET 10/5	PASS COMPLETIONS	16 at CHI 9/7, vs MIA 9/14
0 vs MIA 9/14, vs. SD 9/21	INTERCEPTED	2 at HOU 9/28
7.8 vs MIA 9/14	YARDS PER PASS	4.8 vs. SD 9/21, at HOU 9/28
45.9 at HOU 9/28	PUNTING AVERAGE	33.5 vs MIA 9/14
3 at DET 10/5	PUNT RETURNS	1 vs. SD 9/21, at HOU 9/28
20 at DET 10/5	PUNT RETURN YARDS	0 vs. SD 9/21
3 (Three Times) Last Time at HOU 9/28	KICKOFF RETURNS	0 at DET 10/5
136 vs MIA 9/14	KICKOFF RETURN YARDS	0 at DET 10/5
3 (Three Times) Last Time at HOU 9/28	TOUCHDOWNS	1 vs. SD 9/21, at DET 10/5
1 at CHI 9/7	RUSHING TOUCHDOWNS	0, (Four Times) Last Time at DET 10/5
2 at HOU 9/28	PASSING TOUCHDOWNS	1, (Four Times) Last Time at DET 10/5
32:19 at DET 10/5	TIME OF POSSESSION	28:26 vs. SD 9/21

# 2014 DEFENSIVE HIGHS & LOWS

BEST		WORST
10 vs. MIA 9/14	POINTS	23 at HOU 9/28
13 at DET 10/5	FIRST DOWNS	29 at CHI 9/7
2 at HOU 9/28	RUSHING FIRST DOWNS	5 at CHI 9/7
7 at DET 10/5	PASSING FIRST DOWNS	19 at CHI 9/7
9% at DET 10/5	THIRD DOWN EFFICIENCY	42% at CHI 9/7
263 at DET 10/5	TOTAL NET YARDS	427 at CHI 9/7
3.9 vs. MIA 9/14	AVERAGE PER PLAY	6.2 at CHI 9/7
37 at HOU 9/28	NET YARDS RUSHING	86 at CHI 9/7
194 at DET 10/5	NET YARDS PASSING	341 at CHI 9/7
6 at DET 10/5	QB SACKS	1 vs. SD 9/21
221 at DET 10/5	GROSS YARDS PASSING	349 at CHI 9/7
25 vs. SD 9/21	PASS ATTEMPTS	49 at CHI 9/7, vs MIA 9/14
18 vs. SD 9/21, at DET 10/5	PASS COMPLETIONS	34 at CHI 9/7
2 at CHI 9/7, at HOU 9/28	INTERCEPTED	0 vs. SD 9/21
4.0 vs. MIA 9/14	YARDS PER PASS	9.7 vs. SD 9/21
33.2 vs. MIA 9/14	PUNTING AVERAGE	49.2 vs. SD 9/21
1 at CHI 9/7	PUNT RETURNS	5 at HOU 9/28
-1 at CHI 9/7	PUNT RETURN YARDS	24 at HOU 9/28
0 vs. SD 9/21, at DET 10/5	KICKOFF RETURNS	3 vs. MIA 9/14
0 vs. SD 9/21, at DET 10/5	KICKOFF RETURN YARDS	57 vs. MIA 9/14
1 vs. MIA 9/14	TOUCHDOWNS	2 (Four Times) Last Time at DET 10/5
0 (Five Times) Last Time at DET 10/5	RUSHING TOUCHDOWNS	0 (Five Times) Last Time at DET 10/5
2 vs. SD 9/21	PASSING TOUCHDOWNS	1 (Four Times) Last Time at DET 10/5
27:41 at DET 10/5	TIME OF POSSESSION	34:42 at CHI 9/7

# 2014 BILLS SUPERLATIVES

## RUSHING

Yards .....	69	C. Spiller vs. MIA 9/14
Average (min. 10 carries) .....	5.75	C. Spiller vs. MIA 9/14
Long .....	47	A. Dixon at CHI 9/7, C. Spiller vs. MIA 9/14
Touchdowns .....	1	E. Manuel at CHI 9/7

## PASSING

Attempts .....	44	E. Manuel at HOU 9/28
Completions .....	30	K. Orton at DET 10/5
Percentage (min. 20 attempts) .....	72.7%	E. Manuel at CHI 9/7
Yards .....	308	K. Orton at DET 10/5
Long .....	80T	E. Manuel at HOU 9/28
Touchdowns .....	2	E. Manuel at HOU 9/28

## RECEIVING

Receptions .....	8	S. Watkins vs. MIA 9/14, F. Jackson vs. SD 9/21
Yards .....	117	S. Watkins vs. MIA 9/14
Average (min. 3 rec.) .....	19.5	R. Woods at CHI 9/7
Long .....	80T	Mi. Williams at HOU 9/28

## SPECIAL TEAMS

Punts .....	9	C. Schmidt at HOU 9/28
In 20 .....	4	C. Schmidt at CHI 9/7
Longest Punt .....	61	C. Schmidt at HOU 9/28, at DET 10/5
Punt Return Attempts .....	3	L. McKelvin at DET 10/5
Punt Return Yards .....	20	L. McKelvin at DET 10/5
Punt Return Average (min. 3 ret.) ....	6.7	L. McKelvin at DET 10/5
Long Punt Return .....	14	L. McKelvin at CHI 9/7
Kickoff Return Attempts .....	3	C. Spiller at HOU 9/28
Kickoff Return Yards .....	122	C. Spiller at MIA 9/14
Kickoff Return Average (min 3. Ret.) ....	27.3	C. Spiller at HOU 9/28
Long Kickoff Return .....	102	C. Spiller vs. MIA 9/14
PATs Made .....	2	(Three Times) Last Time Dan Carpenter at HOU 9/28
PATs Attempted .....	2	D. Carpenter at CHI 9/7, MIA 9/14
Field Goals Made .....	5	D. Carpenter vs. MIA 9/14
Field Goals Attempted .....	6	D. Carpenter vs. MIA 9/14
Longest Field Goal .....	58	D. Carpenter at DET 10/5

## DEFENSE

Most Total Tackles .....	14.0	A. Williams vs. SD 9/21
Most Solo Tackles .....	13.0	L. McKelvin at CHI 9/7
Most Sacks .....	3.0	M. Dareus at DET 10/5
Most Interceptions .....	1	(Six Times) Last Time S. Gilmore at DET 10/5

# 2014 OPPONENT SUPERLATIVES

## RUSHING

Yards .....	82	M. Forte at CHI 9/7
Average (min. 10 carries) .....	4.8	M. Forte at CHI 9/7
Long .....	16	G. Winn at DET 10/5
Touchdowns .....	0	N/A

## PASSING

Attempts .....	49	J. Cutler at CHI 9/7, R. Tannehill vs. MIA 9/14
Completions .....	18	M. Stafford at DET 10/5
Percentage (min. 20 attempts) .....	72%	P. Rivers vs. SD 9/21
Yards .....	221	M. Stafford at DET 10/5
Long .....	55	M. Stafford at DET 10/5
Touchdowns .....	2	J. Cutler at CHI 9/7, P. Rivers vs. SD 9/21

## RECEIVING

Receptions .....	8	M. Forte at CHI 9/7
Yards .....	134	G. Tate at DET 10/5
Average (min. 3 rec.) .....	19.1	G. Tate at DET 10/5
Long .....	55	G. Tate at DET 10/5

## SPECIAL TEAMS

Punts .....	7	S. Martin at DET 10/5
In 20 .....	4	S. Martin at DET 10/5
Longest Punt .....	72	M. Scifres vs. SD 9/21
Punt Return Attempts .....	3	E. Royal vs. SD 9/21, K. Martin at HOU 9/28
Punt Return Yards .....	48	J. Ross at DET 10/5
Punt Return Average (min. 3 ret.) ....	3.3	K. Martin at HOU 9/28
Long Punt Return .....	28	J. Ross at DET 10/5
Kickoff Return Attempts .....	3	J. Landry vs. MIA 9/14
Kickoff Return Yards .....	57	J. Landry vs. MIA 9/14
Kickoff Return Average (min 3. Ret.) ....	19.0	J. Landry vs. MIA 9/14
Long Kickoff Return .....	41	D. Manning at HOU 9/28
PATs Made .....	2	(Four Times) Last Time A. Henery at DET 10/5
PATs Attempted .....	2	(Four Times) Last Time A. Henery at DET 10/5
Field Goals Made .....	3	R. Bullock at HOU 9/28
Field Goals Attempted .....	3	R. Bullock at HOU 9/28, A. Henery at DET 10/5
Longest Field Goal .....	55	R. Bullock at HOU 9/28

## DEFENSE

Most Total Tackles .....	13	J. Jenkins vs. MIA 9/14, D. Levy at DET 10/5
Most Solo Tackles .....	12	D. Levy at DET 10/5
Most Sacks .....	1.5	J. Crick at HOU 9/28
Most Interceptions .....	1	(Four Times) R. Mathis at DET 10/5



# 2014 DEFENSIVE SUMMARIES

September 7, 2014  
Bills at Chicago Bears  
Score: W, 23-20

Top Tacklers	Sacks	INTs	Forced Fumbles	Recovered Fumbles	Touchdowns
L. McKelvin (13)	B. Spikes (1.0)	C. Graham (1)	L. McKelvin (1)	P. Brown (1)	
P. Brown (7)	M. Williams (1.0)	K. Williams (1)			
B. Spikes (6)					
M. Dareus (4)					
K. Rivers (4)					
D. Searcy (4)					
M. Dareus (4)					
Du. Williams (4)					

September 14, 2014  
Bills vs. Miami Dolphins  
Score: W, 29-10

Top Tacklers	Sacks	INTs	Forced Fumbles	Recovered Fumbles	Touchdowns
P. Brown (13)	S. Charles (1.0)	L. McKelvin (1)			
C. Graham (10)	J. Hughes (1.0)				
A. Williams (7)	K. Williams (1.0)				
N. Bradham (7)	Ma. Williams (1.0)				
J. Hughes (5)					
N. Robey (5)					
D. Searcy (5)					
Du. Williams (4)					
K. Williams (4)					

September 21, 2014  
Bills vs. San Diego Chargers  
Score: L, 10-22

Top Tacklers	Sacks	INTs	Forced Fumbles	Recovered Fumbles	Touchdowns
A. Williams (14)	M. Lawson (1.0)				
N. Bradham (13)					
P. Brown (11)					
S. Gilmore (6)					
M. Dareus (5)					
C. Graham (5)					
Ma. Williams (5)					
L. McKelvin (4)					
D. Williams (4)					
K. Williams (4)					

September 28, 2014  
Bills at Houston Texans  
Score: L, 17-23

Top Tacklers	Sacks	INTs	Forced Fumbles	Recovered Fumbles	Touchdowns
P. Brown (9)	N. Bradham (1.0)	L. McKelvin (1)	B. Spikes (1)	D. Searcy (1)	
K. Rivers (6)	M. Dareus (1.0)	N. Bradham (1)			
M. Dareus (4)					
D. Williams (4)					

**October 5, 2014**  
**Bills at Detroit Lions**  
**Score: W, 17-14**

<b>Top Tacklers</b>	<b>Sacks</b>	<b>INTs</b>	<b>Forced Fumbles</b>	<b>Recovered Fumbles</b>	<b>Touchdowns</b>
B. Spikes (6)	M. Dareus (3.0)	S. Gilmore (1)	M. Dareus (1)	N. Robey (1)	
M. Dareus (5)	J. Hughes (2.0)		J. Hughes (1)		
J. Hughes (5)	Ma. Williams (1.0)				
L. McKelvin (5)					
N. Robey (5)					
S. Gilmore (4)					
A. Williams (4)					

## Buffalo Bills 2014 Defensive and Special Teams Statistics (Per Gamebook Stats)

DEFENSIVE TACKLES				
PLAYER	Solo	Assist	TFL	TOTAL
P. Brown	23	20	1	43
A. Williams	24	8	2	32
L. McKelvin	28	0	0	28
N. Bradham	8	15	1	23
M. Dareus	16	3	7	19
C. Graham	14	5	0	19
B. Spikes	10	9	1	19
D. Williams	14	5	1	19
J. Hughes	10	6	3	16
S. Gilmore	13	2	1	15
D. Searcy	9	5	1	14
N. Robey	10	3	1	13
Ma. Williams	12	1	5	13
K. Williams	8	3	3	11
K. Rivers	7	3	1	10
J. Wynn	6	2	0	8
S. Charles	4	3	2	7
M. Lawson	5	1	2	6
R. Brooks	3	0	0	3
C. Bryant	2	1	0	3
T. Powell	2	0	0	2
<b>TOTAL</b>	<b>228</b>	<b>95</b>	<b>32</b>	<b>323</b>

DEFENSIVE TOUCHDOWNS	
<b>TOTAL</b>	<b>0</b>

SAFETY	
<b>TOTAL</b>	<b>0</b>

INTERCEPTIONS	
L. McKelvin	2
N. Bradham	1
S. Gilmore	1
C. Graham	1
K. Williams	1
<b>TOTAL</b>	<b>6</b>

DEFENSIVE FUMBLE RECOVERIES	
P. Brown	1
N. Robey	1
D. Searcy	1
<b>TOTAL</b>	<b>3</b>

DEFENSIVE FORCED FUMBLES	
M. Dareus	1
J. Hughes	1
L. McKelvin	1
B. Spikes	1
<b>TOTAL</b>	<b>4</b>

SPECIAL TEAMS TACKLES			
PLAYER	Solo	Assist	TOTAL
M. Easley	4	1	5
R. Brooks	3	1	4
T. Powell	3	0	3
M. Lawson	1	1	2
D. Searcy	1	1	2
L. Dean	1	0	1
C. Graham	1	0	1
Du. Williams	1	0	1
C. Hogan	0	1	1
C. Schmidt	1	0	1
R. Woods	1	0	1
<b>TOTAL</b>	<b>17</b>	<b>5</b>	<b>22</b>

PASSES DEFENSED	
C. Graham	7
L. McKelvin	3
N. Robey	3
N. Bradham	2
A. Williams	2
K. Williams	2
M. Dareus	1
S. Gilmore	1
M. Lawson	1
D. Searcy	1
B. Spikes	1
Du. Williams	1
<b>TOTAL</b>	<b>25</b>

QUARTERBACK SACKS	
M. Dareus	5.0
Ma. Williams	3.5
J. Hughes	3.0
N. Bradham	1.5
S. Charles	1.0
M. Lawson	1.0
B. Spikes	1.0
K. Williams	1.0
<b>TOTAL</b>	<b>17.0</b>

# 2014 SCORING DRIVES

## 9/7 at Chicago Bears

Drive	Time/Quarter	Result
9-71, 4:43	6:52/1	E. Manuel 2 yd. run (D. Carpenter kick)
6-14, 3:23	8:07/2	D. Carpenter 50 yd. Field Goal
1-7, 0:06	5:30/2	C. Spiller 7 yd. pass from E. Manuel (D. Carpenter kick)
8-37, 3:50	4:02/4	D. Carpenter 33 yd. Field Goal
7-69, 3:34	3:34/5	D. Carpenter 27 yd. Field Goal

## 9/14 vs. Miami Dolphins

Drive	Time/Quarter	Result
10-49, 4:46	4:47/1	D. Carpenter 27 yd. Field Goal
6-22, 1:50	0:22/1	D. Carpenter 27 yd. Field Goal
6-40, 2:15	10:22/2	D. Carpenter 31 yd. Field Goal
0-0, 0:12	9:23/3	C. Spiller 102 yd. kickoff return (D. Carpenter kick)
6-77, 3:02	0:13/3	S. Watkins 12 yd. pass from E. Manuel (D. Carpenter kick)
8-34, 4:14	10:32/4	D. Carpenter 32 yd. Field Goal
4-7, 1:38	1:54/4	D. Carpenter 38 yd. Field Goal

## 9/21 vs. San Diego Chargers

Drive	Time/Quarter	Result
8-65, 2:458	2:56/2	D. Carpenter 45 yd. Field Goal
11-67, 6:15	1:16/3	F. Jackson 11 yd. pass from E. Manuel (D. Carpenter kick)

## 9/28 at Houston Texans

Drive	Time/Quarter	Result
13-67, 6:13	11:37/2	D. Carpenter 31 yd. Field Goal
8-49, 3:56	5:54/2	S. Watkins 5 yd. pass from E. Manuel (D. Carpenter kick)
1-80, 0:13	9:08/4	Mi. Williams 80 yd. pass from E. Manuel (D. Carpenter kick)

## 10/5 at Detroit Lions

Drive	Time/Quarter	Result
6-24, 3:38	6:43/2	D. Carpenter 45 yd. Field Goal
9-56, 3:42	1:23/3	D. Carpenter 25 yd. Field Goal
9-74, 3:56	9:23/4	C. Gragg 2 yd. pass from K. Orton (F. Jackson run)
3-20, 0:17	0:04/4	D. Carpenter 58 yd. Field Goal



2014 GAME-BY-GAME TEAM OFFENSE

		1ST DOWNS				3rd DOWNS			TOTAL OFFENSE			RUSHING			PASSING								----TDs----				PAT		PAT		PAT		PUNTING							
Date	Game	TOT	R	P	Pn	Att	Cnv	PCT	Yds	Ply	Avg	Yds	Ply	Avg	Net	Sk	Lst	Grs	Att	Com	In	PTS	R	P	S/D	KICK	RUSH	PASS	FG	Saf	No	Yds	Avg							
S 7	@ CHI	15	7	8	0	12	4	33.3%	360	56	6.4	193	33	5.8	167	1	-	6	173	22	16	1	23	1	1	0	2	-	2	0	-	0	0	3	-	3	0			
S 14	v MIA	13	3	10	0	15	5	33.3%	315	59	5.3	113	33	3.4	202	0	-	0	202	26	16	0	29	0	1	1	2	-	2	0	-	0	0	5	-	6	0			
S 21	v SD	18	6	9	3	14	6	42.9%	292	65	4.5	87	22	4.0	205	3	-	33	238	40	23	0	10	0	1	0	1	-	1	0	-	0	1	-	1	0				
S 28	@ HOU	17	3	12	2	16	5	31.3%	316	69	4.6	96	23	4.2	220	2	-	5	225	44	21	2	17	0	2	0	2	-	2	0	-	0	0	1	-	1	0			
O 5	@ DET	19	2	15	2	16	5	31.3%	347	67	5.2	49	22	2.2	298	2	-	10	308	43	30	1	17	0	1	0	0	-	0	1	-	1	0	0	3	-	4	0		
O 12	v NE																																							
O 19	v MIN																																							
O 26	@ NYJ																																							
N 9	v KC																																							
N 13	@ MIA																																							
N 23	v NYJ																																							
N 30	v CLE																																							
D 7	@ DEN																																							
D 14	v GB																																							
D 21	@ OAK																																							
D 28	@ NE																																							
2014 TOTALS		82	21	54	7	73	25	34.2%	1630	316	5.2	538	133	4.0	1092	8	-	54	1146	175	106	4	96	1	6	1	7	-	7	1	-	1	0	-	0	13	-	15	0	
AVG. PER GAME		16.4	4.2	10.8	1.4				326.0	63.2		107.6	26.6		218.4	1.6	10.8	229.2	35.0	21.2	0.8	19.2																	6.2	266.6

Date	Game
S 7	@ CHI
S 14	v MIA
S 21	v SD
S 28	@ HOU
O 5	@ DET
O 12	v NE
O 19	v MIN
O 26	@ NYJ
N 9	v KC
N 13	@ MIA
N 23	v NYJ
N 30	v CLE
D 7	@ DEN
D 14	v GB
D 21	@ OAK
D 28	@ NE
2014 TOTALS	
AVG. PER GAME	

PUNT RET.	
No	Yds
2	- 14
2	- 16
1	- 0
1	- 11
3	- 20
9	- 61
12.2	

KO RET.	
No	Yds
2	- 40
3	- 136
3	- 44
3	- 82
0	- 0
11	- 302
60.4	

FUM	
No	Lst
1	- 0
0	- 0
1	- 0
1	- 0
3	- 0
6	- 0

PEN	
No	Yds
9	- 108
6	- 40
11	- 101
8	- 40
11	- 74
45	- 363
9.0 72.6	

Poss. Time
30:32
28:43
28:26
29:04
32:19
29:18

## 2014 GAME-BY-GAME TEAM DEFENSE

		1ST DOWNS				3rd DOWNS			TOTAL DEFENSE			RUSHING			PASSING								PAT												PUNTING								
Date	Game	TOT	R	P	Pn	Att	Cnv	PCT	Yds	Ply	Avg	Yds	Ply	Avg	Net	Sk	Lst	Grs	Att	Com	In	PTS	R	P	S/D	KICK	RUSH	PASS	FG	Saf	No	Yds	Avg										
S 7	@ CHI	29	5	19	5	12	5	41.7%	427	69	6.2	86	18	4.8	341	2	-	8	349	49	34	2	20	0	2	0	2	-	2	0	-	2	0	4	-	160	40.0						
S 14	v MIA	23	4	16	3	16	5	31.3%	290	74	3.9	80	21	3.8	210	4	-	31	241	49	31	1	10	0	1	0	1	-	1	0	-	0	1	-	1	0	6	-	199	33.2			
S 21	v SD	20	4	11	5	13	5	38.5%	333	63	5.3	83	36	2.3	250	2	-	6	256	25	18	0	22	0	2	0	2	-	2	0	-	0	0	-	2	1	6	-	298	49.7			
S 28	@ HOU	19	2	13	4	14	5	35.7%	301	63	4.8	37	23	1.6	264	3	-	4	268	37	25	2	23	0	1	1	2	-	2	0	-	0	0	-	0	3	-	3	0	6	-	250	41.7
O 5	@ DET	13	3	7	3	11	1	9.1%	263	57	4.6	69	20	3.5	194	6	-	27	221	31	18	1	14	0	1	1	2	-	2	0	-	0	0	-	0	0	-	3	0	7	-	330	47.1
O 12	v NE																																										
O 19	v MIN																																										
O 26	@ NYJ																																										
N 9	v KC																																										
N 13	@ MIA																																										
N 23	v NYJ																																										
N 30	v CLE																																										
D 7	@ DEN																																										
D 14	v GB																																										
D 21	@ OAK																																										
D 28	@ NE																																										
2014 TOTALS		104	18	66	20	66	21	31.8%	1614	326	5.0	355	118	3.0	1259	17	-	76	1335	191	126	6	89	0	7	2	9	-	9	0	-	0	0	-	0	8	-	11	1	29	-	1237	42.7
AVG. PER GAME		20.8	3.6	13.2	4.0				322.8	65.2		71.0	23.6		251.8	3.4	15.2	267.0	38.2	25.2	1.2	17.8																				5.8	247.4

Date		Game		PUNT RET.		KO RET.		FUM		PEN		Poss.	
		No	Yds	No	Yds	No	Lst	No	Yds	No	Time		
S 7	@ CHI	1	-	-1	1	-	21	1	-	1	4	-	34:42
S 14	v MIA	2	-	7	3	-	57	1	-	1	3	-	31:17
S 21	v SD	3	-	6	0	-	0	0	-	0	6	-	31:34
S 28	@ HOU	5	-	24	1	-	41	2	-	1	8	-	30:56
O 5	@ DET	2	-	48	0	-	0	3	-	1	8	-	27:41
O 12	v NE												
O 19	v MIN												
O 26	@ NYJ												
N 9	v KC												
N 13	@ MIA												
N 23	v NYJ												
N 30	v CLE												
D 7	@ DEN												
D 14	v GB												
D 21	@ OAK												
D 28	@ NE												
2014 TOTALS		13	-	84	5	-	119	7	-	4	29	-	259
AVG. PER GAME				16.8			23.8				5.8	51.8	30:42

# 2014 GAME-BY-GAME RUSHING

Shaded rows indicates games started

Date	Game	28 C.J. SPILLER					22 FRED JACKSON					26 ANTHONY DIXON					3 EJ MANUEL				
		Att	Yds	Avg	LG	TD	Att	Yds	Avg	LG	TD	Att	Yds	Avg	LG	TD	Att	Yds	Avg	LG	TD
S 7	@ CHI	15	53	3.5	13	0	7	61	8.7	38	0	5	60	12.0	47	0	6	19	3.2	8	1
S 14	v MIA	12	69	5.8	47	0	12	24	2.0	11	0	2	3	1.5	4	0	4	6	1.5	4	0
S 21	v SD	10	25	2.5	6	0	6	34	5.7	17	0						5	24	4.8	8	0
S 28	@ HOU	15	60	4.0	22	0	7	33	4.7	14	0						1	3	3.0	3	0
O 5	@ DET	10	8	0.8	2	0	10	49	4.9	10	0						--- DID NOT PLAY ---				
O 12	v NE																				
O 19	v MIN																				
O 26	@ NYJ																				
N 9	v KC																				
N 13	@ MIA																				
N 23	v NYJ																				
N 30	v CLE																				
D 7	@ DEN																				
D 14	v GB																				
D 21	@ OAK																				
D 28	@ NE																				
2014 TOTALS		62	215	3.5	47	0	42	201	4.8	38	0	7	63	9.0	47	0	16	52	3.3	8	1
NFL CAREER		652	3236	5.0	77	12	1180	5322	4.5	80	28	155	521	3.4	47	8	69	238	3.4	19	3
w/BUFFALO		652	3236	5.0	77	12	1180	5322	4.5	80	28	7	63	9.0	47	0	69	238	3.4	19	3

Date	Game	38 FRANK SUMMERS					18 KYLE ORTON					88 MARQUISE GOODWIN				
		Att	Yds	Avg	LG	TD	Att	Yds	Avg	LG	TD	Att	Yds	Avg	LG	TD
S 7	@ CHI						--- DID NOT PLAY ---									
S 14	v MIA	2	7	3.5	4	0	--- DID NOT PLAY ---					1	4	4.0	4	0
S 21	v SD	1	4	4.0	4	0	--- DID NOT PLAY ---									
S 28	@ HOU						--- DID NOT PLAY ---					--- INACTIVE ---				
O 5	@ DET						1	0	0.0	0	0	1	-8	-8.0	-8	0
O 12	v NE															
O 19	v MIN															
O 26	@ NYJ															
N 9	v KC															
N 13	@ MIA															
N 23	v NYJ															
N 30	v CLE															
D 7	@ DEN															
D 14	v GB															
D 21	@ OAK															
D 28	@ NE															
2014 TOTALS		3	11	3.7	4	0	1	0	0.0	0	0	2	-4	-2.0	4	0
NFL CAREER		15	57	3.8	16	1	112	282	2.5	15	3	5	9	1.8	17	0
w/BUFFALO		15	57	3.8	16	1	1	0	0.0	15	0	5	9	1.8	17	0

# 2014 GAME-BY-GAME PASSING

Date	Game
S 7	@ CHI
S 14	v MIA
S 21	v SD
S 28	@ HOU
O 5	@ DET
O 12	v NE
O 19	v MIN
O 26	@ NYJ
N 9	v KC
N 13	@ MIA
N 23	v NYJ
N 30	v CLE
D 7	@ DEN
D 14	v GB
D 21	@ OAK
D 28	@ NE
2014 TOTALS	

NFL CAREER
w/BUFFALO

3 EJ MANUEL											
GP	GS	Att	Com	Pct.	Yds	LG	TD	INT	Sck	/ Yds	Rate
❖	❖	22	16	72.7	173	32	1	1	1	- 6	91.7
❖	❖	26	16	61.5	202	30	1	0	0	- 0	98.6
❖	❖	39	23	59.0	238	37	1	0	3	- 33	85.2
❖	❖	44	21	47.7	225	80	2	2	2	- 5	59.4
		--- DID NOT PLAY ---									
4	4	131	76	58.0	838	80	5	3	6	- 44	80.3



# 2014 GAME-BY-GAME RECEIVING

Shaded rows indicates games started

Date	Game	22 FRED JACKSON	14 SAMMY WATKINS	10 ROBERT WOODS	84 SCOTT CHANDLER
		Rec Yds Avg LG TD	Rec Yds Avg LG TD	Rec Yds Avg LG TD	Rec Yds Avg LG TD
S 7	@ CHI	3 13 4.3 5 0	3 31 10.3 25 0	4 78 19.5 32 0	---
S 14	v MIA	2 27 13.5 28 0	8 117 14.6 30 1	1 5 5.0 5 0	2 27 13.5 22 0
S 21	v SD	8 78 9.8 21 1	2 19 9.5 16 0	3 19 6.3 15 0	5 74 14.8 37 0
S 28	@ HOU	6 52 8.7 14 0	4 30 7.5 10 1	3 17 5.7 13 0	2 15 7.5 11 0
O 5	@ DET	7 58 8.3 26 0	7 87 12.4 22 0	3 37 12.3 18 0	4 21 5.3 16 0
O 12	v NE				
O 19	v MIN				
O 26	@ NYJ				
N 9	v KC				
N 13	@ MIA				
N 23	v NYJ				
N 30	v CLE				
D 7	@ DEN				
D 14	v GB				
D 21	@ OAK				
D 28	@ NE				
2014 TOTALS		26 228 8.8 28 1	24 284 11.8 30 2	14 156 11.1 32 0	13 137 10.5 37 0
NFL CAREER		282 2367 8.4 65 t 7	24 284 11.8 30 2	54 743 13.8 57 3	148 1760 11.9 43 14
w/BUFFALO		282 2367 8.4 65 t 7	24 284 11.8 30 2	54 743 13.8 57 3	148 1760 11.9 43 14

Date	Game	28 C.J. SPILLER	19 MIKE WILLIAMS	38 FRANK SUMMERS	15 CHRIS HOGAN
		Rec Yds Avg LG TD	Rec Yds Avg LG TD	Rec Yds Avg LG TD	Rec Yds Avg LG TD
S 7	@ CHI	3 11 3.7 7 t 1	2 36 18.0 20 0	1 4 4.0 4 0	---
S 14	v MIA	1 9 9.0 9 0	1 3 3.0 3 0	---	---
S 21	v SD	3 37 12.3 25 0	2 11 5.5 6 0	---	---
S 28	@ HOU	3 24 8.0 12 0	2 84 42.0 80 t 1	1 3 3.0 3 0	---
O 5	@ DET	3 25 8.3 15 0	1 8 8.0 8 0	1 1 1.0 1 0	2 27 13.5 21 0
O 12	v NE				
O 19	v MIN				
O 26	@ NYJ				
N 9	v KC				
N 13	@ MIA				
N 23	v NYJ				
N 30	v CLE				
D 7	@ DEN				
D 14	v GB				
D 21	@ OAK				
D 28	@ NE				
2014 TOTALS		13 106 8.2 25 1	8 142 17.8 80 t 1	3 8 2.7 4 0	2 27 13.5 21 0
NFL CAREER		152 1176 7.7 66 t 6	223 3089 13.9 80 t 26	10 87 8.7 34 1	12 110 9.2 21 0
w/BUFFALO		152 1176 7.7 66 t 6	8 142 17.8 80 t 1	10 87 8.7 34 1	12 110 9.2 21 0

Date	Game	89 CHRIS GRAGG	88 MARQUISE GOODWIN
		Rec Yds Avg LG TD	Rec Yds Avg LG TD
S 7	@ CHI	---	---
S 14	v MIA	1 14 14.0 14 0	---
S 21	v SD	---	---
S 28	@ HOU	---	---
O 5	@ DET	1 2 2.0 2 t 1	1 42 42.0 42 0
O 12	v NE		
O 19	v MIN		
O 26	@ NYJ		
N 9	v KC		
N 13	@ MIA		
N 23	v NYJ		
N 30	v CLE		
D 7	@ DEN		
D 14	v GB		
D 21	@ OAK		
D 28	@ NE		
2014 TOTALS		2 16 8.0 14 1	1 42 42.0 42 0
NFL CAREER		7 69 9.9 28 2	18 325 18.1 59 t 3
w/BUFFALO		7 69 9.9 28 2	18 325 18.1 59 t 3

# 2014 GAME-BY-GAME PUNTING

		6 COLTON SCHMIDT																	
Date	Game	No	Yds	Gross Avg	Net Avg.	TB	Ret Yds	In 20	LG	Blk	Punt Sequence								
											Outcome/Return								
S 7	@ CHI	5	215	43.0	43.2	0	-1	4	54	0	41	30	41	54	49				
											-1	fc	d	fc	d				
S 14	v MIA	4	134	33.5	31.8	0	7	3	41	0	33	33	27	41					
											fc	7	fc	0					
S 21	v SD	5	226	45.2	44.0	0	6	2	52	0	46	30	49	49	52				
											-2	ob	d	-3	11				
S 28	@ HOU	9	413	45.9	38.8	2	24	0	61	0	49	35	61	47	37	48	52	41	43
											5	d	9	tb	0	tb	10	0	fc
O 5	@ DET	8	345	43.1	37.1	0	48	3	61	0	44	61	35	51	48	36	33	37	
											fc	20	fc	28	fc	fc	fc	fc	
O 12	v NE																		
O 19	v MIN																		
O 26	@ NYJ																		
N 9	v KC																		
N 13	@ MIA																		
N 23	v NYJ																		
N 30	v CLE																		
D 7	@ DEN																		
D 14	v GB																		
D 21	@ OAK																		
D 28	@ NE																		
2014 TOTALS		31	1333	43.0	39.0	2	84	12	61	0									
NFL CAREER		31	1333	43.0	39.0	2	84	12	61	0									
w/BUFFALO		31	1333	43.0	39.0	2	84	12	0	0									

# 2014 GAME-BY-GAME KICKING

2 DAN CARPENTER												4 J. GAY			6 C.SCHMIDT			
Date	Game	---PAT---			---FG---		LG	FG Sequence	KO	EZ	TB	KO	EZ	TB	KO	EZ	TB	
		Pts.	Made	Att	Made	Att												
S 7	@ CHI	11	2	2	3	3	50	50G, 33G, 27G				6	6	5				
S 14	v MIA	17	2	2	5	6	38	27G, 27G, 31G, 32G, 31lu, 38G				8	7	5				
S 21	v SD	4	1	1	1	1	45	45G				3	3	3	1	0	0	
S 28	@ HOU	5	2	2	1	1	31	31G				4	4	3				
O 5	@ DET	9	0	0	3	4	58	45G, 50lu, 25G, 58G				5	5	5				
O 12	v NE																	
O 19	v MIN																	
O 26	@ NYJ																	
N 9	v KC																	
N 13	@ MIA																	
N 23	v NYJ																	
N 30	v CLE																	
D 7	@ DEN																	
D 14	v GB																	
D 21	@ OAK																	
D 28	@ NE																	
2014 TOTALS		46	7	7	13	15	58			0	0	0	26	25	21	1	0	0
		100.0%			86.7%													
NFL CAREER		712	193	194	173	206	60		440	131		26	21		1	0		
		99.5%			84.0%													
W/BUFFALO		177	39	39	46	51	58		83	34		26	21		1	0		
		100.0%			90.2%													

		OPPONENTS												
Date	Game	Pts.	---PAT---		---FG---		LG	FG Sequence	Kicker	KO	EZ	TB		
		Made	Att	Made	Att									
S 7	@ CHI	8	2	2	2	2	41	41G, 37G	Gould	5	4	3		
S 14	v MIA	4	1	1	1	1	34	34G	Sturgis	3	2	0		
S 21	v SD	8	2	2	2	2	37	19G, 37G	Novak	5	2	2		
S 28	@ HOU	11	2	2	3	3	55	41G, 55G, 50G	Bullock	6	5	3		
O 5	@ DET	2	2	2	0	3	--	44ru, 47sh, 50wl	Henery Martin	3	3	3		
O 12	v NE													
O 19	v MIN													
O 26	@ NYJ													
N 9	v KC													
N 13	@ MIA													
N 23	v NYJ													
N 30	v CLE													
D 7	@ DEN													
D 14	v GB													
D 21	@ OAK													
D 28	@ NE													
2014 TOTALS		33	9	9	8	11	55				22	16	11	
		100.0%				72.7%								

# 2014 GAME-BY-GAME PUNT RETURNS

		21 LEODIS McKELVIN						22 FRED JACKSON					
Date	Game	No	Yds	Avg	LG	FC	TD	No	Yds	Avg	LG	FC	TD
S 7	@ CHI	1	14	14.0	14	0	0	1	0	0.0	0	0	0
S 14	v MIA	2	16	8.0	11	1	0			---			
S 21	v SD	1	0	0.0	0	0	0			---			
S 28	@ HOU	1	11	11.0	11	2	0			---			
O 5	@ DET	3	20	6.7	11	1	0			---		2	
O 12	v NE												
O 19	v MIN												
O 26	@ NYJ												
N 9	v KC												
N 13	@ MIA												
N 23	v NYJ												
N 30	v CLE												
D 7	@ DEN												
D 14	v GB												
D 21	@ OAK												
D 28	@ NE												
2014 TOTALS		8	61	7.6	14	4	0	1	0	0.0	0	2	0

NFL CAREER	79	878	11.1	88	t	45	3
w/BUFFALO	79	878	11.1	88	t	45	3

14	185	13.2	35	7	0
----	-----	------	----	---	---

## 2014 GAME-BY-GAME KICKOFF RETURNS

Date	Game
\$ 7	@ CHI
\$ 14	✓ MIA
\$ 21	✓ SD
\$ 28	@ HOU
O 5	@ DET
O 12	✓ NE
O 19	✓ MIN
O 26	@ NYJ
N 9	✓ KC
N 13	@ MIA
N 23	✓ NYJ
N 30	✓ CLE
D 7	@ DEN
D 14	✓ GB
D 21	@ OAK
D 28	@ NE
2014 TOTALS	

28 C.J. SPILLER					
No	Yds	Avg	LG	TD	
1	29	29.0	29	0	
2	122	61.0	102	1	
1	18	18.0	18	0	
3	82	27.3	29	0	
---					
7	251	35.9	102	1	

26 ANTHONY DIXON					
No	Yds	Avg	LG	TD	
1	14	14.0	14	0	
1	11	11.0	11	0	
---					
---					
2	25	12.5	14	0	

21 LEODIS McKELVIN					
No	Yds	Avg	LG	TD	
1	15	15.0	15	0	
1	15	15.0	15	0	

38 FRANK SUMMERS					
No	Yds	Avg	LG	TD	
1	11	11.0	11	0	
		---			
		---			
		---			
		---			
1	11	11.0	11	0	

NFL CAREER
w/BUFFALO

57	1408	24.7	102	t	2
57	1408	24.7	102	t	2

7	126	18.0	47	0
2	25	12.5	14	0

92	2422	26.3	98 t	
92	2422	26.3	98 t	

I	II	III.0	II	0
I	II	III.0	II	0





## 2014 GAME-BY-GAME DEFENSIVE STATS (DEF. BACKS cont.)

Shaded rows indicates games started

		37 NICKELL ROBEY									
Date	Game	TT	UT	AT	Sacks	Yds	Int	Yds	TD	FF	FR
S 7	@ CHI	0	0	0							
S 14	v MIA	5	4	1							
S 21	v SD	1	1	0							
S 28	@ HOU	2	1	1							
O 5	@ DET	5	4	1							1
O 12	v NE										
O 19	v MIN										
O 26	@ NYJ										
N 9	v KC										
N 13	@ MIA										
N 23	v NYJ										
N 30	v CLE										
D 7	@ DEN										
D 14	v GB										
D 21	@ OAK										
D 28	@ NE										
2014 TOTALS		13	10	3	0.0	0.0	0	0	0	0	1
NFL CAREER		52	40	12	3.0	23.0	1	19	1	1	2
		(LG: 19t)									
w/BUFFALO		52	40	12	3.0	23.0	1	19	1	1	2
		(LG: 19t)									

# 2014 GAME-BY-GAME DEFENSIVE STATS (LINEBACKERS)

Shaded rows indicates games started

		51 BRANDON SPIKES									
Date	Game	TT	UT	AT	Sacks	Yds	Int	Yds	TD	FF	FR
S 7	@ CHI	6	3	3	1.0	1.0					
S 14	v MIA	1	0	1							
S 21	v SD	3	0	3							
S 28	@ HOU	3	2	1						1	
O 5	@ DET	6	6	0							
O 12	v NE										
O 19	v MIN										
O 26	@ NYJ										
N 9	v KC										
N 13	@ MIA										
N 23	v NYJ										
N 30	v CLE										
D 7	@ DEN										
D 14	v GB										
D 21	@ OAK										
D 28	@ NE										
2014 TOTALS		19	11	8	1.0	1.0	0	0	0	1	0
NFL CAREER		303	184	119	2.0	3.0	2	8	0	6	1
w/BUFFALO		19	11	8	1.0	1.0	0	0	0	1	0

		52 PRESTON BROWN									
Date	Game	TT	UT	AT	Sacks	Yds	Int	Yds	TD	FF	FR
7	5	2								1	
13	7	6									
11	4	7									
9	5	4									
3	2	1									
43	23	20			0.0	0.0	0	0	0	0	1
43	23	20			0.0	0.0	0	0	0	0	1
43	23	20			0.0	0.0	0	0	0	0	1

53 NIGEL BRADHAM										
TT	UT	AT	Sacks	Yds	Int	Yds	TD	FF	FR	
--- NFL SUSPENSION ---										
7	2	5								
12	4	8								
3	2	1	1.5	2.0	1	0	0			
--- INACTIVE ---										
22	8	14	1.5	2.0	1	0	0	0	0	0
(LG: 0)										
107	56	51	1.5	2.0	1	0	0	0	0	1
(LG: 0)										
107	56	51	1.5	2.0	1	0	0	0	0	1
(LG: 0)										

		54 LARRY DEAN									
Date	Game	TT	UT	AT	Sacks	Yds	Int	Yds	TD	FF	FR
S 7	@ CHI	--- NOT WITH TEAM ---									
S 14	v MIA	--- NOT WITH TEAM; SIGNED 9/16 ---									
S 21	v SD	0	0	0							
S 28	@ HOU	0	0	0							
O 5	@ DET	0	0	0							
O 12	v NE										
O 19	v MIN										
O 26	@ NYJ										
N 9	v KC										
N 13	@ MIA										
N 23	v NYJ										
N 30	v CLE										
D 7	@ DEN										
D 14	v GB										
D 21	@ OAK										
D 28	@ NE										
2014 TOTALS		0	0	0	0.0	0.0	0	0	0	0	0
NFL CAREER		0	0	0	0.0	0.0	0	0	0	0	0
w/BUFFALO		0	0	0	0.0	0.0	0	0	0	0	0

		56 KEITH RIVERS									
TT	UT	AT	Sacks	Yds	Int	Yds	TD	FF	FR		
4	3	1								--- INACTIVE ---	
6	4	2								--- INACTIVE ---	
0	0	0									
10	7	3	0.0	0.0	0	0	0	0	0	(LG: 39)	
272	178	94	3.0	15.0	2	39	0	1	2		
10	7	3	0.0	0.0	0	0	0	0	0		

		57 TY POWELL									
TT	UT	AT	Sacks	Yds	Int	Yds	TD	FF	FR		
2	2	0									
0	0	0									
0	0	0									
0	0	0									
2	2	0	0.0	0.0	0	0	0	0	0		
4	4	0	0.0	0.0	0	0	0	0	0		
4	4	0	0.0	0.0	0	0	0	0	0		

		58 RANDELL JOHNSON									
Date	Game	TT	UT	AT	Sacks	Yds	Int	Yds	TD	FF	FR
S 7	@ CHI	0	0	0							
S 14	v MIA	0	0	0							
S 21	v SD	--- INACTIVE ---									
S 28	@ HOU	--- INACTIVE ---									
O 5	@ DET	0	0	0							
O 12	v NE										
O 19	v MIN										
O 26	@ NYJ										
N 9	v KC										
N 13	@ MIA										
N 23	v NYJ										
N 30	v CLE										
D 7	@ DEN										
D 14	v GB										
D 21	@ OAK										
D 28	@ NE										
2014 TOTALS		0	0	0	0.0	0.0	0	0	0	0	0
NFL CAREER		0	0	0	0.0	0.0	0	0	0	0	0
w/BUFFALO		0	0	0	0.0	0.0	0	0	0	0	0

# 2014 GAME-BY-GAME DEFENSIVE STATS (DEFENSIVE LINE)

Shaded rows indicates games started

54 JACQUES SMITH												55 JERRY HUGHES												91 MANNY LAWSON											
Date	Game	TT	UT	AT	Sacks	Yds	Int	Yds	TD	FF	FR	TT	UT	AT	Sacks	Yds	Int	Yds	TD	FF	FR	TT	UT	AT	Sacks	Yds	Int	Yds	TD	FF	FR				
S 7	@ CHI	--- INACTIVE ---										1	0	1									1	1	0										
S 14	v MIA	--- RELEASED, 9/8 ---										5	3	2	1.0	11.0							3	2	1	1.0	5.0								
S 21	v SD											3	2	1								1	1	0											
S 28	@ HOU											2	1	1								1	1	0											
O 5	@ DET											5	4	1	2.0	7.0					1														
O 12	v NE																																		
O 19	v MIN																																		
O 26	@ NYJ																																		
N 9	v KC																																		
N 13	@ MIA																																		
N 23	v NYJ																																		
N 30	v CLE																																		
D 7	@ DEN																																		
D 14	v GB																																		
D 21	@ OAK																																		
D 28	@ NE																																		
2014 TOTALS		0	0	0	0.0	0.0	0	0	0	0	0	16	10	6	3.0	18.0	0	0	0	1	0	6	5	1	1.0	5.0	0	0	0	0	0				
NFL CAREER		0	0	0	0.0	0.0	0	0	0	0	0	107	73	34	18.0	106.5	0	0	0	3	0	397	294	103	23.0	137.0	3	0	0	8	6				
w/BUFFALO		0	0	0	0.0	0.0	0	0	0	0	0	58	40	18	13.0	83.5	0	0	0	3	0	(LG: 0)						6	5	1	1.0	5.0			
		(LG: 0)																																	

92 JARIUS WYNN												94 MARIO WILLIAMS												95 KYLE WILLIAMS											
Date	Game	TT	UT	AT	Sacks	Yds	Int	Yds	TD	FF	FR	TT	UT	AT	Sacks	Yds	Int	Yds	TD	FF	FR	TT	UT	AT	Sacks	Yds	Int	Yds	TD	FF	FR				
S 7	@ CHI	2	2	0								2	2	0	1.0	7.0						1	0	1				1	2	0					
S 14	v MIA	1	1	0								1	1	0	1.0	4.0						4	3	1	1.0	10.0									
S 21	v SD	2	2	0								5	4	1								4	4	0											
S 28	@ HOU	2	0	2								2	2	0	0.5	0.0						2	1	1											
O 5	@ DET	1	1	0								3	3	0	1.0	2.0						--- INACTIVE ---													
O 12	v NE																																		
O 19	v MIN																																		
O 26	@ NYJ																																		
N 9	v KC																																		
N 13	@ MIA																																		
N 23	v NYJ																																		
N 30	v CLE																																		
D 7	@ DEN																																		
D 14	v GB																																		
D 21	@ OAK																																		
D 28	@ NE																																		
2014 TOTALS		8	6	2	0.0	0.0	0	0	0	0	0	13	12	1	3.5	13.0	0	0	0	0	0	11	8	3	1.0	10.0	1	2	0	0	0				
NFL CAREER		53	40	13	8.5	48.5	0	0	0	0	0	338	269	69	80.0	462.0	0	0	0	14	5	515	312	203	30.0	189.0	1	2	0	3	4				
w/BUFFALO		8	6	2	0.0	0.0	0	0	0	0	0	97	77	20	27.0	141.5	0	0	0	3	2	(LG: 2)						515	312	203	30.0	189.0			
		(LG: 2)																																	

96 STEFAN CHARLES												97 CORBIN BRYANT												99 MARCELL DAREUS											
Date	Game	TT	UT	AT	Sacks	Yds	Int	Yds	TD	FF	FR	TT	UT	AT	Sacks	Yds	Int	Yds	TD	FF	FR	TT	UT	AT	Sacks	Yds	Int	Yds	TD	FF	FR				
S 7	@ CHI	1	0	1								0	0	0								3	2	1											
S 14	v MIA	1	1	0	1.0	6.0						1	1	0								2	2	0											
S 21	v SD	0	0	0								0	0	0								5	3	2	1.0	1.0									
S 28	@ HOU	3	1	2								1	1	0								4	4	0	1.0	2.0									
O 5	@ DET	2	2	0								1	0	1								5	5	0	3.0	18.0			1						
O 12	v NE																																		
O 19	v MIN																																		
O 26	@ NYJ																																		
N 9	v KC																																		
N 13	@ MIA																																		
N 23	v NYJ																																		
N 30	v CLE																																		
D 7	@ DEN																																		
D 14	v GB																																		
D 21	@ OAK																																		
D 28	@ NE																																		
2014 TOTALS		7	4	3	1.0	6.0	0	0	0	0	0	3	2	1	0.0	0.0	0	0	0	0	0	19	16	3	5.0	21.0	0	0	0	1	0				
NFL CAREER		19	12	7	2.0	13.0	0	0	0	1	0	17	9	8	1.0	7.0	0	0	0	0	0	172	120	52	23.5	148.5	0	0	0	2	2				
w/BUFFALO		19	12	7	2.0	13.0	0	0	0	1	0	17	9	8	1.0	7.0	0	0	0	0	0	172	120	52	23.5	148.5	0	0	0	2	2				

# 2014 BIG PLAYS

## BILLS BIG PLAYS

◀ or ◀◀ Indicates plays on same drive

Date	Game
S 7	@ CHI
S 14	v MIA
S 21	v SD
S 28	@ HOU
O 5	@ DET

BILLS 10+ YARD RUSHES		
Gain, Player	Qtr.	Drive Result
47, Dixon	2	Punt
11, Spiller	3	Punt
13, Spiller	OT	◀ FG
38, Jackson	OT	◀ FG
11, Jackson	1	◀ Punt
47, Spiller	3	TD-P
17, Jackson	3	TD-P
22, Spiller	1	FG
14, Jackson	2	TD-P
10, Jackson	3	FG
<b>10</b> 10+ yard rushes		

BILLS 20+ YARD PASSES		
Gain, Player	Qtr.	Drive Result
32, Manuel-Woods	1	TD-R
25, Manuel-Watkins	1	Punt
25, Manuel-Woods	4	FG
20, Manuel-Mi.Williams	OT	◀ FG
28, Manuel-Watkins	1	◀ Punt
28, Manuel-Jackson	1	FG
22, Manuel-Chandler	1	FG
30, Manuel-Watkins	2	FG
21, Manuel-Jackson	2	◀ FG
37, Manuel-Chandler	2	◀ FG
25, Manuel-Spiller	4	Downs
21, Manuel-Chandler	4	Downs
80t, Manuel-Mi.Williams	4	TD-P
21, Orton-Hogan	2	◀ FG
26, Orton-Jackson	2	◀ FG
42, Orton-Goodwin	4	TD-P
22, Orton-Watkins	4	Punt
20, Orton-Watkins	4	FG
<b>18</b> 20+ yard passes		

## OPPONENTS BIG PLAYS

◀ or ◀◀ or ◀◀◀ Indicates plays on same drive

Date	Game
S 7	@ CHI
S 14	v MIA
S 21	v SD
S 28	@ HOU
O 5	@ DET

OPPONENTS 10+ YARD RUSHES		
Gain, Player	Qtr.	Drive Result
14, Forte	2	Fumble
13, Forte	OT	Punt
none		
14, D.Brown	1	◀ TD-P
11, Fitzpatrick	2	◀ TD-P
13, Winn	1	Punt
16, Winn	3	◀ FGA
<b>6</b> 10+ yard rushes		

OPPONENTS 20+ YARD PASSES		
Gain, Player	Qtr.	Drive Result
44, Cutler-Jeffery	1	TD-P
none		
49, Rivers-Floyd	1	◀ TD-P
23, Rivers-Royal	1	◀◀ FG
20, Rivers-Green	2	◀◀ FG
49, Rivers-Floyd	2	FG
26, Rivers-Green	3	TD-P
25, Fitzpatrick-A.Johnson	2	Fumble
35t, Fitzpatrick-Hopkins	2	◀ TD-P
24, Fitzpatrick-Prosch	3	Punt
28, Stafford-Bush	1	TD-P
25, Stafford-Tate	3	◀ FGA
55, Stafford-Tate	4	FGA
<b>12</b> 20+ yard passes		

# 2014 GOAL TO GO

OFFENSE						DEFENSE					
Date	Opponent	#	Qtr.	Result	(pts)	Date	Opponent	#	Qtr.	Result	(pts)
9/7	CHI	1	1	TD	(7)	9/21	SD	1	1	TD	(7)
9/7	CHI	2	2	TD	(7)	9/21	SD	2	2	FG	(3)
9/7	CHI	3	5	FG	(3)	9/21	SD	3	3	TD	(7)
9/14	MIA	4	1	FG	(3)						
9/28	HOU	5	2	TD	(7)						
10/5	DET	6	4	TD	(7)						

2014 Breakdown: 6 times inside  
4 touchdowns  
2 Field Goals

Scoring Percentage: 100% (6 of 6)  
Failed to Score: 0% (0 of 0)  
TD Percentage: 66% (4 of 6)  
FG Percentage: 33% (2 of 6)

2014 Breakdown: 3 times inside  
2 touchdowns  
1 Field Goals

Scoring Percentage: 100% (3 of 3)  
Failed to Score: 0% (0 of 0)  
TD Percentage: 66% (2 of 3)  
FG Percentage: 33% (1 of 3)

# 2014 INSIDE THE 20

OFFENSE						DEFENSE					
Date	Opponent	#	Qtr.	Result	(pts)	Date	Opponent	#	Qtr.	Result	(pts)
9/7	CHI	1	1	TD	(7)	9/7	CHI	1	1	TD	(7)
9/7	CHI	2	2	TD	(7)	9/7	CHI	2	3	TD	(7)
9/7	CHI	3	4	FG	(3)	9/7	CHI	3	4	FG	(3)
9/7	CHI	4	4	FG	(3)	9/14	MIA	4	3	FG	(3)
9/14	MIA	5	1	FG	(3)	9/14	MIA	5	3	TD	(7)
9/14	MIA	6	1	FG	(3)	9/21	SD	6	1	TD	(7)
9/14	MIA	7	2	FG	(3)	9/21	SD	7	2	FG	(3)
9/14	MIA	8	3	TD	(7)	9/21	SD	8	2	FG	(3)
9/14	MIA	9	4	FG	(3)	9/21	SD	9	3	TD	(7)
9/14	MIA	10	4	Mi. FG	(0)	9/28	HOU	10	3	FG	(3)
9/14	MIA	11	4	FG	(3)	10/5	DET	11	1	TD	(4)
9/21	SD	12	3	TD	(7)						
9/21	SD	13	4	Downs	(0)						
9/28	HOU	14	2	FG	(3)						
9/28	HOU	15	2	TD	(7)						
9/28	HOU	16	3	INT	(0)						
10/5	DET	17	1	FG	(3)						
10/5	DET	18	3	FG	(3)						
10/5	DET	19	4	TD	(7)						

2014 Breakdown:	19 times inside 6 touchdowns 10 field goals	2014 Breakdown:	11 times inside 6 touchdowns 5 field goals
Scoring Percentage:	84% (16 of 19)	Scoring Percentage:	100% (11 of 11)
Failed to Score:	16% (3 of 19)	Failed to Score:	0% (0 of 0)
TD Percentage:	31% (6 of 19)	TD Percentage:	54% (6 of 11)
FG Percentage:	53% (10 of 19)	FG Percentage:	46% (5 of 11)



# THE LAST TIME...

## **PUNT RETURNED FOR A TD**

By Bills: Leodis McKelvin vs. Miami Dolphins, 11/15/12 (79 yards)  
By Opponent: Travis Benjamin at Cleveland Browns, 10/3/13 (79 yards)

## **KICKOFF RETURNED FOR A TD**

By Bills: CJ Spiller vs. Miami Dolphins 9/14/14 (102+ yards)  
By Opponent: Marcus Thigpen vs. Miami Dolphins, 11/15/12 (96 yards)

## **INTERCEPTION RETURNED FOR A TD**

By Bills: Da'Norris Searcy (32 yards) vs. New York Jets, 11/17/13  
By Opponent: R. Mathis (41 yards) at Detroit Lions, 10/5/14

## **AT LEAST TWO INTERCEPTIONS IN A GAME**

By Bills: Jairus Byrd (2) vs. New York Jets, 11/17/13  
By Opponent: Lavonte David (2) at Tampa Bay Buccaneers, 12/8/13

## **FUMBLE RETURNED FOR A TD**

By Bills: Da'Norris Searcy vs. New England Patriots (74 yards), 9/8/13  
By Opponent: Shaun Ellis at New York Jets (11 yards), 12/14/08

## **PUNT BLOCKED**

By Bills: Boobie Dixon vs. Miami Dolphins 9/14/14  
By Opponent: Chris Clemons at Miami Dolphins, 11/20/11

## **PUNT BLOCK RETURNED FOR A TD**

By Bills: Jason Peters at Cincinnati Bengals, 12/19/04 (in end zone – Recovered own block of P Kyle Larson)  
By Opponent: Lex Hilliard at Miami Dolphins, 11/20/11 (in end zone – Chris Clemons blocked P Brian Moorman's punt)

## **FIELD GOAL BLOCKED**

By Bills: Alex Carrington at Houston Texans, 11/4/12  
By Opponent: Tyvon Branch vs. Oakland Raiders, 9/18/11

## **FIELD GOAL BLOCK RETURNED FOR TD**

By Bills: Cornelius Bennett vs. Denver Broncos, 9/30/90 (80 yards after Nate Odomes blocked David Treadwell's att.)  
By Opponent: Lemar Parrish, Cincinnati Bengals, 11/8/70 (83 yards after Ken Riley blocked Grant Guthrie's att.)

## **EXTRA POINT BLOCKED**

By Bills: Alex Carrington at San Diego Chargers, 12/11/11  
By Opponent: Israel Idonije, vs. Chicago Bears, 11/7/10

## **EXTRA POINT MISSED/FAILED**

By Bills: Missed – Jake Ariens vs. Miami Dolphins, 11/25/02 (wide right)  
Failed- Steve Christie at Indianapolis Colts, 12/11/00 (thru holder's hands)  
By Opponent: Missed- Doug Brien at Minnesota Vikings, 9/15/02 (2 times, both wide left)  
Failed- Pete Stoyanovich vs. Miami Dolphins, 9/26/93 (bobbled snap)

## **TWO POINT CONVERSION ATTEMPTED and SUCCESSFUL**

By Bills: Fred Jackson run at Detroit Lions, 10/5/14  
By Opponent: Tom Brady pass to Julian Edelman at New England Patriots, 12/29/13

## **TWO POINT CONVERSION FAILED**

By Bills: Rian Lindell pass incomplete vs. St. Louis Rams, 12/9/12  
By Opponent: Shaun Hill pass to Brandon Pettigrew failed vs. Detroit Lions, 11/14/10

## **SAFETY RECORDED**

By Bills: Chris Kelsay sacked QB Kevin Kolb in end zone at Arizona Cardinals, 10/14/12  
By Opponent: E.J. Manuel receives intentional grounding penalty in end zone vs. San Diego Chargers, 9/21/2014

## **100 YARD INDIVIDUAL RUSHING GAME**

By Bills: C.J. Spiller (105 yards) at New England Patriots, 12/29/13  
By Opponent: LeGarrette Blount (189 yards) at New England Patriots, 12/29/13

# THE LAST TIME...

## **200 YARD INDIVIDUAL RUSHING GAME**

By Bills: Fred Jackson (212 yards) vs. Indianapolis Colts, 1/3/10

By Opponent: Reggie Bush (203 yards) vs. Miami Dolphins, 12/18/11

## **TWO 100 YARD RUSHERS IN THE SAME GAME**

By Bills: Fred Jackson (115 yards) and Marshawn Lynch (107 yards) vs. Miami Dolphins, 12/9/07

By Opponent: Stevan Ridley (106 yards) and Brandon Bolden (137 yards) vs. New England Patriots 9/30/12

## **100 YARD INDIVIDUAL RECEIVING GAME**

By Bills: Sammy Watkins (117 yards) vs. Miami Dolphins 9/14/14

By Opponent: Golden Tate (134 yards) at Detroit Lions, 10/5/14

## **200 YARD INDIVIDUAL RECEIVING GAME**

By Bills: Lee Evans (265 yards) at Houston Texans, 11/19/06

By Opponent: Wes Welker (217 yards) vs. New England Patriots, 9/25/11

## **TWO 100 YARD RECEIVERS IN THE SAME GAME**

By Bills: Steve Johnson (158 yards) and Lee Evans (105 yards) at Baltimore Ravens, 10/24/10

By Opponent: Santonio Holmes (154 yards) and Stephen Hill (108 yards) at New York Jets, 9/22/13

## **300+ YARD INDIVIDUAL PASSING GAME**

By Bills: Kyle Orton (308) at Detroit Lions, 10/5/14

By Opponent: Jay Cutler (349 yards) at Chicago Bears, 9/7/14

## **FIVE TOUCHDOWNS RUSHING**

By Bills: Cookie Gilchrist vs. New York Titans, 12/8/63

By Opponent: Never accomplished

## **AT LEAST FOUR TOUCHDOWNS RUSHING**

By Bills: Willis McGahee at Seattle Seahawks, 11/28/04

By Opponent: Clarence Williams at San Diego Chargers, 9/16/79

## **AT LEAST THREE TOUCHDOWNS RUSHING**

By Bills: Willis McGahee at Seattle Seahawks, 11/28/04

By Opponent: Ahmad Bradshaw (3) at New York Giants, 10/16/11

## **AT LEAST TWO TOUCHDOWNS RUSHING**

By Bills: Fred Jackson (2) at Cleveland Browns, 10/3/13

By Opponents: LeGarrette Blount at New England Patriots, 12/29/13

## **FOUR TD RECEPTIONS**

By Bills: Don Beebe vs. Pittsburgh Steelers, 9/8/91

By Opponents: Randy Moss vs. New England Patriots, 11/18/07

## **AT LEAST THREE TD RECEPTIONS**

By Bills: Steve Johnson at Cincinnati Bengals, 11/21/10

By Opponents: Marvin Harrison at Indianapolis Colts, 9/23/01

## **AT LEAST TWO TD RECEPTIONS**

By Bills: Scott Chandler (2) vs. New England Patriots 9/30/12

By Opponents: Kenny Stills (2)/Jimmy Graham (2) at New Orleans Saints, 10/27/13

## **SIX TD PASSES**

By Bills: Jim Kelly vs. Pittsburgh Steelers, 9/8/91

By Opponents: Daryle Lamonic at Oakland Raiders, 10/19/69

## **AT LEAST FIVE TD PASSES**

By Bills: Jim Kelly vs. Cincinnati Bengals, 10/21/91

By Opponent: Drew Brees at New Orleans Saints, 10/27/13

# THE LAST TIME...

## **AT LEAST FOUR TD PASSES**

By Bills: Ryan Fitzpatrick (4) vs. New England Patriots, 9/30/12

By Opponent: Drew Brees (5) at New Orleans Saints, 10/27/13

## **AT LEAST THREE TD PASSES**

By Bills: Ryan Fitzpatrick (3) vs. Tennessee Titans, 10/21/12

By Opponents: Drew Brees (5) at New Orleans Saints, 10/27/13

## **LAST OVERTIME GAME**

By Bills: 9/7/14 at Chicago Bears (23-20) W

## **WON IN OVERTIME**

By Bills: 9/7/14 at Chicago Bears (23-20)

By Opponent: 12/1/13 vs. Atlanta Falcons (31-34)

## **SHUTOUT RECORDED**

By Bills: 12/22/13 vs. Miami Dolphins (19-0)

By Opponent: 12/28/08 vs. New England Patriots (13-0)

## **AT LEAST 200-YARDS RUSHING**

By Bills: 203 vs. Miami Dolphins, 12/22/13

By Opponent: 267 at New England Patriots, 12/29/13

## **AT LEAST 300-YARDS RUSHING**

By Bills: 315 vs. Atlanta Falcons, 11/22/92

By Opponent: 311 at San Francisco, 10/7/12

## **AT LEAST 400 NET YARDS PASSING**

By Bills: 437 at Minnesota Vikings, 9/15/02

By Opponent: 422 at Atlanta Falcons, 12/23/01

## **AT LEAST 300 NET YARDS PASSING**

By Bills: 319 at New England, 11/11/12

By Opponent: 309 at New Orleans Saints 10/27/13

## **AT LEAST 500 TOTAL YARDS**

By Bills: 514 at Baltimore Ravens, 10/24/10

By Opponent: 513 at New York Jets, 9/22/13

## **AT LEAST 400 TOTAL YARDS**

By Bills: 405 vs. Atlanta Falcons, 12/1/13

By Opponent: 423 vs. Atlanta Falcons, 12/1/13

## **50 OR MORE POINTS**

By Bills: 54 at Kansas City Chiefs, 11/23/08

By Opponent: 52 vs. New England Patriots, 9/30/12

## **40 OR MORE POINTS**

By Bills: 40 vs. Denver Broncos, 12/24/11

By Opponent: 45 at San Francisco, 10/7/12

# 2014 TURNOVER ANALYSIS

\*touchback upon turnover

## OFFENSIVE TURNOVERS

Date	Opponent	Turnover	Yardline	Qtr.	Result (Pts.)	
9/7	CHI	Interception	CHI 44	3	TD	(7)
9/14	HOU	Interception	HOU 20	3	TD	(7)
9/28	HOU	Interception	HOU 15	4	Kneel	(0)
10/5	DET	Interception	BUF 38	2	TD	(7)

## DEFENSIVE TURNOVERS

Date	Opponent	Turnover	Yardline	Qtr.	Result (Pts.)	
9/7	CHI	Fumble	CHI 46	2	FG	(3)
9/7	CHI	Interception	CHI 15	2	TD	(7)
9/7	CHI	Interception	BUF 33	4	FG	(3)
9/14	MIA	Interception	BUF 10	4	Kneel	(0)
9/28	HOU	Fumble	HOU 49	2	TD	(7)
9/28	HOU	Interception	BUF37	2	Punt	(0)
9/28	HOU	Interception	HOU 19	3	INT	(0)
10/5	DET	Interception	BUF 38	2	FG	(3)
10/5	DET	Fumble	DET 20	4	End of Game (0)	

## SPECIAL TEAMS TURNOVERS

Date	Opponent	Turnover	Yardline	Qtr.	Result (Pts.)	
9/14	MIA	Punt Block	MIA 17	1	FG	(3)
9/14	MIA	Muffed Punt	MIA 17	4	Mi. FG	(0)

## MISCELLANEOUS TURONVERS

Date	Opponent	Explanation
------	----------	-------------

# 2014 ETCs

3-2 Regular Season Record

1-0 In AFC East Games

0-0 In AFC North Games

0-1 In AFC South Games

0-1 In AFC West Games

2-0 In NFC Games

1-1 At Home

2-1 On the Road

2-1 Outdoors

1-1 In Domed Stadiums

1-0 On Grass

2-0 In 3-point or less Games

1-1 When Won Coin Toss

2-1 When Lost Coin Toss

1-1 When Scored First

2-1 When Opp. Scored First

1-0 In overtime games

3-0 When Yielding 20 Points or Less

1-1 When Scoring 21 Points or More

2-1 When Led at Halftime

1-1 When Trailing at Halftime

0-0 When Tied at Halftime

1-0 When Led at the End of 3<sup>rd</sup> Quarter

1-2 When Trailing at the End of 3<sup>rd</sup> Quarter

1-0 When Tied at the End of 3<sup>rd</sup> Quarter

0-0 When Buffalo has 100-Yard Rusher

0-0 When Opp. has 100-Yard Rusher

1-0 When Buffalo has 100-Yard Receiver

1-0 When Opp. has 100-Yard Receiver

1-0 When Buffalo has 300-Yard Passer

1-0 When Opp. has 300-Yard Passer

## 2014 INSTANT REPLAY

Buffalo has challenged 2 plays this season under the NFL's replay system.

Date	Opp.	Explanation	Result
9/14	MIA	Buffalo challenged the incomplete pass ruling	Reversed
9/28	HOU	Buffalo challenged the kick touched ruling	Reversed

**REGULAR SEASON WEEK 1 – Bills 23, Bears 20**  
**September 7, 2014 – Soldier Field – 62,425**

The Buffalo Bills defeated the Chicago Bears in overtime by a score of 23-20 in their 2014 regular season. The Bills improved to 1-0 for the season with the win.

QB EJ Manuel proved prepared in his sophomore campaign. He went 16-for-22 for 173 yards and one touchdown, while adding another score on the ground. RB CJ Spiller was a true dual-threat for the Bills, recording 53 yards rushing and brining in a seven-yard touchdown pass.

Leading the way on the ground was RB Fred Jackson with seven rushes for 61 yards. His 38-yard run in overtime set up Dan Carpenter for the 27-yard game-winning field goal.

The Bills defense picked up where they left off last year, recording two sacks and three turnovers. CB Leodis McKelvin led all players with 13 tackles, while DT Kyle Williams recorded his first career interception.

Veteran CB Corey Graham had a tremendous game against his former team, recording three passes defended and interceptions Jay Cutler in the second quarter.

The Bills built a 17-7 halftime lead before the Bears tied things up at 17-17 heading into the fourth goal. The teams swapped field goals in the final quarter, forcing the NFL's first overtime of the 2014 season. K Dan Carpenter won the game as he converted his third field goal on the heels of a 20-yard pass from Manuel to WR Mike Williams and Jackson's 38-yard burst.

Leading the way for the Bears offense was QB Jay Cutler who threw for 349 yards and two touchdowns on 34-for-49 passing. The Bears' touchdowns were scored by WR Brandon Marshall, who finished tied for a game-high eight catches, and TE Martellus Bennett.

RB Matt Forte proved worthy of his reputation as an all-around threat, leading the Bears in both receiving (eight catches for 87 yards) and rushing (17 carries for 82 yards). K Robbie Gould was a perfect two for two in field goals.

The win marks Buffalo's first ever win in Chicago.

Buffalo will look to improve to 2-0 in their 2014 home opener against the Miami Dolphins on Sunday, September 14, 2014.

TEAM	1	2	3	4	OT	Final
BILLS	7	10	0	3	3	23
BEARS	7	0	10	3	0	20

TEAM	QTR.	TIME	SCORING PLAY	DRIVE	SCORE
CHI	1	11:35	M. Bennett 12 yd. pass from J. Cutler (R. Gould kick)	4-66, 1:55	0-7
BUF	1	6:52	E. Manuel 2 yd. run (D. Carpenter kick)	9-71, 4:43	7-7
BUF	2	8:07	D. Carpenter 50 yd. Field Goal	6-14, 3:23	10-7
BUF	2	5:30	C. Spiller 7 yd. pass from E. Manuel (D. Carpenter kick)	1-7, 0:06	17-7
CHI	3	9:34	R. Gould 41 yd. Field Goal	11-57, 5:26	17-10
CHI	3	4:23	B. Marshall 11 yd. pass from J. Cutler (R. Gould)	5-56, 2:30	17-17
BUF	4	4:02	D. Carpenter 33 yd. Field Goal	8-37, 3:50	20-17
CHI	4	0:30	R. Gould 37 yd. Field Goal	12-61, 3:32	20-20
BUF	5	9:45	D. Carpenter 27 yd. Field Goal	7-69, 3:34	23-20

**BUF CHI**

First Downs	15	29
Rushes-Yards	33-193	18-86
Net Passing Yards	273	341
Total Net Yards	167	286
Passing (A-C-I)	22-16-1	49-34-2
Sacked by Opp.	1-6	2-8
Punts-Average	5-43.0	4-40.0
Fumbles-Lost	1-0	1-1
Penalties	9-108	4-43
Time of Poss.	30:32	34:42

**RUSHING**

**BILLS:** F. Jackson 7-61; A. Dixon 5-60; C. Spiller 15-53; E. Manuel 6-19

**BEARS:** M. Forte 17-82; K. Carey 1-4

**PASSING**

**BILLS:** E. Manuel 16-22, 173 yards, 1 TD

**BEARS:** J. Cutler 34-49, 349 yards, 2 TDs

**RECEIVING**

**BILLS:** R. Woods 4-78; S. Watkins 3-31; F. Jackson 3-13; C. Spiller 3-11, 1 TD;

Mi. Williams 2-36; F. Summer 1-4

**BEARS:** M. Forte 8-87; B. Marshall 8-71, 1 TD; M. Bennett 8-70, 1 TD; A. Jeffery 5-71; S. Holmes 2-21; D. Rosario 1-12; J. Morgan 1-9; M. Spurlock 1-8

**REGULAR SEASON WEEK 2 – Bills 29, Dolphins 10**  
**September 14, 2014 – Ralph Wilson Stadium – 69,594**

The Buffalo Bills christened their newly renovated stadium by defeating the rival Miami Dolphins by a score of 29-10 in the midst of a celebration of late owner Ralph Wilson. The Bills improved to 2-0 for the season with the win.

QB EJ Manuel put together his second consecutive solid outing, completing 16-of-26 passes for 202 yards and a touchdown. Rookie WR Sammy Watkins proved to be quickly comfortable in his new home, hauling in eight catches for 117 yards and his first career touchdown.

Special teams was a decisive factor, highlighted by a 102-yard kickoff return for a touchdown by CJ Spiller, a punt block by Boobie Dixon and a fumble recovery on a punt by Randell Johnson. In addition, Dan Carpenter retained his reputation for being one of the NFL's best as his made five field goals (from 27, 27, 31, 32 and 38).

The Bills defense turned in a dominating performance, shutting the Dolphins out in the first half and sacking Ryan Tannehill a season-high four times. Mario Williams, Stefan Charles, Jerry Hughes and Kyle Williams all registered a sack, with Kyle Williams' and Hughes' coming on back-to-back plays. LB Preston Brown led all Bills defenders with 13 tackles, while CB Leodis McKelvin added a late interception to close out the game.

Veteran CB Corey Graham continued his strong play, tallying three pass breakups for the second consecutive game.

The Bills built a 9-0 halftime lead on the leg of Dan Carpenter before the Dolphins were able to get on the scoreboard with a field goal to begin the third quarter. Buffalo grabbed momentum back thanks to the kickoff return by the electrifying Spiller. A touchdown pass from Manuel to Watkins, along with two more Carpenter field goals, allowed the Bills to expand their lead.

Leading the way for the Dolphins offense was QB Ryan Tannehill who threw for 241 yards and one touchdown on 31 for-49 passing. Tannehill's touchdown pass was hauled in by Mike Wallace, who made a spectacular one-handed back-shoulder grab in the corner of the end zone.

K Caleb Sturgis continues to build off of his strong 2013 rookie season, as he added another 34 yd. field goal to his stat line.

The win marks Buffalo's third straight win against the Dolphins. After two weeks of play, the Bills are alone in first place of the AFC East.

Buffalo will look to improve to 3-0 as the San Diego will visit Ralph Wilson Stadium on Sunday, September 21, 2014.

TEAM	1	2	3	4	Final
BILLS	6	3	14	6	29
DOLPHINS	0	0	10	0	10

TEAM	QTR.	TIME	SCORING PLAY	DRIVE	SCORE
BUF	1	4:47	D. Carpenter 27 yd. Field Goal	10-49, 4:46	3-0
BUF	1	0:22	D. Carpenter 27 yd. Field Goal	6-22, 1:50	6-0
BUF	2	10:22	D. Carpenter 31 yd. Field Goal	6-40, 2:15	9-0
MIA	3	9:35	C. Sturgis 34 yd. Field Goal	13-64, 5:25	9-3
BUF	3	9:23	C. Spiller 102 yd. kickoff return (D. Carpenter kick)	0-0, 0:12	16-3
MIA	3	3:15	M. Wallace 7 yd. pass from R. Tannehill (C. Sturgis kick)	11-64, 6:08	16-10
BUF	3	0:13	S. Watkins 12 yd. pass from E. Manuel (D. Carpenter kick)	6-77, 3:02	23-10

**BUF MIA**

First Downs	13	23
Rushes-Yards	33-113	21-80
Net Passing Yards	202	210
Total Net Yards	315	290
Passing (A-C-I)	26-16-1	49-31-1
Sacked by Opp.	0-0	4-31
Punts-Average	4-33.5	5-39.8
Fumbles-Lost	0-0	1-1
Penalties	6-40	3-20
Time of Poss.	31:17	28:43

**RUSHING**

**BILLS:** C. Spiller 12-69; F. Jackson 12-24; F. Summers 2-7; E. Manuel 4-6; M.

Goodwin 1-4; B. Dixon 2-3

**DOLPHINS:** L. Miller 11-46; D. Williams 5-19; R. Tannehill 4-11; K. Moreno 1-4

**PASSING**

**BILLS:** E. Manuel 16-26, 202 yards, 1 TD

**DOLPHINS:** R. Tannehill 31-49, 241 yards, 1 TD

**RECEIVING**

**BILLS:** S. Watkins 8-117, 1 TD; F.

Jackson 2-27; S. Chandler 2-27; C.

Gragg 1-14; C. Spiller 1-9; R. Woods 1-5;

Mi. Williams 1-3

**DOLPHINS:** C. Clay 7-31; M. Wallace 5-56, 1 TD; J. Landry 5-49; B. Hartline 5-36; O. Darkwa 3-31; B. Gibson 3-27; L. Miller 2-7; R. Matthews 1-4



**REGULAR SEASON WEEK 3 – Bills 10, Chargers 22**  
**September 21, 2014 – Ralph Wilson Stadium – 68,611**

The Buffalo Bills dropped their first game of the 2014 season, falling 22-10 to the visiting San Diego Chargers. The Bills drop to 2-1 for the season with the loss.

QB EJ Manuel recorded season highs in completions (23) and passing yards (238), while throwing for a touchdown in his third consecutive game. He avoided committing any turnovers for the second straight game. The Bills longest play of the day, a 37-yard catch and run by TE Scott Chandler, came thanks to EJ Manuel escaping several would be tackles in the backfield. RB Fred Jackson led the way on the ground and through the air for the Bills, rushing six times for 34 yards and catching eight passes for 78 yards and a touchdown.

Special teams continues to be a bright spot as K Dan Carpenter connected on a 45-yard field goal and Colton Schmidt boomed a 52-yard punt.

On the defensive side, S Aaron Williams led all tacklers with 14, setting the highest tackle total for any Bills player in a game this season. Manny Lawson recorded his first sack of the year. Corey Graham continues his high level of play, picking up his seventh pass defended of the season. The Bills defense had six tackles for loss and four quarterback hits.

The Chargers built a 10-0 lead before the Bills got on the board with a field goal. The Chargers immediately responded, adding a 37-yard Nick Novak field goal just before halftime. San Diego extended its lead to 20-3 with a five yard touchdown pass from Philip Rivers to Eddie Royal, their second touchdown connection of the day. The Bills got into the end zone with just over a minute left in the third quarter as Fred Jackson capped off an 11 play 67-yard drive with an 11 yard touchdown reception.

Leading the way for the Chargers offense was QB Ryan Rivers who threw for 256 yards and two touchdowns on 18-for-25 passing. Rivers' 49-yard strike to WR Malcolm Floyd in the first quarter would be a sign of things to come as Floyd averaged 49.0 yards per catch. Three different San Diego receivers had four catches. Donald Brown received a season-high 31 carries for 62 yards.

K Nick Novak converted on two field goal attempts of 19 yards and 37 yards.

The win marks Buffalo's first loss at Ralph Wilson Stadium since they fell 37-14 to the Jets on November 17, 2013.

Buffalo will look to improve to 2-1 as they will visit NRG Stadium to face the 2-1 Houston Texans on Sunday, September 28, 2014.

TEAM	1	2	3	4	Final
BILLS	0	3	7	0	10
CHARGERS	7	6	7	2	22

TEAM	QTR.	TIME	SCORING PLAY	DRIVE	SCORE
SD	1	9:45	E. Royal 3 yd. pass from P. Rivers (N. Novak kick)	7-75, 3:18	7-0
SD	2	10:18	N. Novak 28 yd. Field Goal	17-89, 7:51	10-0
BUF	2	2:56	D. Carpenter 45 yd. Field Goal	8-65, 2:58	10-3
SD	2	0:21	N. Novak 37 yd. Field Goal	7-61, 2:35	13-3
SD	3	7:31	E. Royal 3 yd. pass from P. Rivers (N. Novak kick)	14-80, 7:29	20-3
BUF	3	1:16	F. Jackson 11 yd. pass from E. Manuel (D. Carpenter kick)	11-67, 6:15	20-10
SD	4	3:23	Penalty on E. Manuel enforced in end zone for a Safety		22-10

**BUF SD**

First Downs	18	20
Rushes-Yards	22-87	37-85
Net Passing Yards	205	251
Total Net Yards	292	336
Passing (A-C-I)	39-23-0	25-18-0
Sacked by Opp.	3-33	1-5
Punts-Average	5-45.2	6-49.2
Fumbles-Lost	0-0	0-0
Penalties	11-101	6-44
Time of Poss.	28:26	31:34

**RUSHING**

**BILLS:** F. Jackson 6-34; C. Spiller 1-25; E. Manuel 5-24; F. Summers 1-4

**CHARGERS:** D. Brown 31-62; B. Oliver 3-11; P. Rivers 2-11; Woodhead 1-1

**PASSING**

**BILLS:** E. Manuel 23-39, 238 yards, 1 TD

**CHARGERS:** P. Rivers 18-25, 256, 2 TDs

**RECEIVING**

**BILLS:** F. Jackson 8-78, 1 TD; S.

Chandler 5-74; C. Spiller 3-37; R. Woods 3-19; S. Watkins 2-19; Mi. Williams 2-11

**CHARGERS:** D. Brown 5-27; L. Green 4-64; E. Royal 4-42, 2 TDs; M. Floyd 2-98; K. Allen 2-17; A. Gates 1-8

**REGULAR SEASON WEEK 4 – Bills 17, Texans 23**  
**September 28, 2014 – NRG Stadium – 71,756**

The Buffalo Bills dropped their second consecutive game, falling 23-17 on the road to the Houston Texans. The Bills drop to 2-2 for the season with the loss.

QB EJ Manuel recorded season highs in passing yards (225) and passing touchdown (two), while throwing for a touchdown in his fourth consecutive game. The Bills recorded their longest play of the season as Manuel found WR Mike Williams behind the secondary for an 80-yard touchdown pass.

The rushing game had a strong showing as RBs Fred Jackson and CJ Spiller both averaged over four yards a carry. Rookie WR Sammy Watkins added his second career touchdown on a five-yard pass from Manuel.

Special teams continues to be a bright spot as K Dan Carpenter connected on a 31-yard field goal and Colton Schmidt punted a season-high nine times, including a career-best 61-yard punt.

The defense held a well-respected Texans rushing offense to just 37 yards, with RB Arian Foster rushing for six yards on eight carries. They made sure former teammate Ryan Fitzpatrick was uncomfortable all day as they came away with three turnovers, a single-game best in 2014. CB Leodis McKelvin started things off with a leaping interception, ripping the ball away from WR DeAndre Hopkins. In addition, LB Brandon Spikes forced WR Andre Johnson to fumble the ball and LB Nigel Bradham intercepted a pass tipped at the line by DT Kyle Williams.

The Bills built a 10-0 lead before the Texans stormed back with 20 consecutive points. Down three at halftime, Houston took their first lead of the game on an 80-yard interception return for a touchdown by DE JJ Watt. Randy Bullock connected on three second half field goals, including a NFL-best 55-yarder, to ensure victory for the Texans. The Bills had a chance at the end of the game, but Manuel was intercepted Darryl Morris.

Leading the way for the Texans offense was QB Ryan Fitzpatrick who threw for 268 yards and a touchdown on 25-for-37 passing. Fitzpatrick's 35-yard strike to DeAndre Hopkins gave the Texans their first points of the game. Three different Texans pass catchers had five or more receptions. Andre Johnson caught a season-high six passes.

Buffalo will look to improve to 3-2 as they will visit Ford Field to face the 3-1 Detroit Lions on Sunday, October 5, 2014.

TEAM	1	2	3	4	Final
BILLS	0	10	0	7	17
TEXANS	0	7	10	6	23

TEAM	QTR.	TIME	SCORING PLAY	DRIVE	SCORE
BUF	2	11:37	D. Carpenter 31 yd. Field Goal	13-67, 6:13	3-0
BUF	2	5:54	S. Watkins 5 yd. pass from E. Manuel (D. Carpenter kick)	8-49, 3:56	10-0
HOU	3	0:57	D. Hopkins 35 yd. pass from R. Fitzpatrick (R. Bullock kick)	8-80, 2:32	10-7
HOU	3	13:28	J. Watt 80 yd. interception return (R. Bullock kick)		10-14
HOU	3	6:14	R. Bullock 41 yd. Field Goal	12-42, 6:10	10-17
HOU	4	9:21	R. Bullock 41 yd. Field Goal	4-7, 1:30	10-20
BUF	4	9:08	Mi. Williams 80 yd. pass from E. Manuel (D. Carpenter kick)	1-80, 0:13	17-20
HOU	4	4:49	R. Bullock 41 yd. Field Goal	8-32, 4:19	17-23

**BUF HOU**

First Downs	17	19
Rushes-Yards	23-96	24-37
Net Passing Yards	220	254
Total Net Yards	316	301
Passing (A-C-I)	44-21-2	37-25-2
Sacked by Opp.	2-5	2-4
Punts-Average	9-45.9	6-41.7
Fumbles-Lost	1-0	2-1
Penalties	8-40	8-90
Time of Poss.	29:04	30:56

**RUSHING**

**BILLS:** C. Spiller 15-60; F. Jackson 7-33; E. Manuel 1-3

**TEXANS:** R. Fitzpatrick 6-14; A. Blue 9-9; D. Johnson 1-8; A. Foster 8-6

**PASSING**

**BILLS:** E. Manuel 21-44, 225 yards, 2 TDs

**TEXANS:** R. Fitzpatrick 25-37, 268, 1 TD

**RECEIVING**

**BILLS:** F. Jackson 6-52; S. Watkins 4-30, 1 TD; C. Spiller 3-24; R. Woods 3-17; Mi. Williams 2-84, 1 TD; S. Chandler 2-15; F. Summers 1-3

**TEXANS:** A. Foster 7-55; A. Johnson 6-71; D. Hopkins 5-64, 1 TD; G. Graham 3-28; A. Blue 2-16. J. Prosch 1-24; D. Johnson 1-10

**REGULAR SEASON WEEK 5– Bills 17, Lions 14**  
**October 5, 2014 – Ford – 62,775**

The Buffalo Bills snapped their two-game losing streak, defeating the Detroit Lions on the road by a score of 17-14. The Bills improve to 3-2 on the season.

QB Kyle Orton impressed in his first start with the team. He completed recorded 308 passing yards on 30-of-43 passing, adding a touchdown pass to TE Chris Gragg in the fourth quarter. It was the first 300-yard passing game for a Bills quarterback since Ryan Fitzpatrick threw for 337 at New England on November 11, 2012.

RB Fred Jackson was once again a dual-threat on offense for Buffalo. He rushed 49 yards on 10 carries and added 58 yards through the air on a season-best seven catches. WR Sammy Watkins also hauled in seven receptions, tallying 87 yards receiving.

K Dan Carpenter connected on three field goals, including the game-winner from 58 yards. Colton Schmidt punted eight times, pinning the Lions inside the 20 three times.

The defense held dangerous Detroit team to just one offensive score and held Calvin Johnson to just one catch. In addition, RB Reggie Bush was allowed just 13 yards rushing. CB Stephon Gilmore intercepted his first pass of the season off of a high throw by Stafford. DT Marcell Dareus tallied a career-high three sacks, while Jerry Hughes turned in two for the game.

The Lions built a 14-0 lead after Matthew Stafford his WR Golden Tate in the end zone and CB Reshean Mathis jumped in front of a Kyle Orton pass, returning it for a 41-yard touchdown. The Bills stayed alive thanks to two Dan Carpenter field goals, allowing Buffalo to enter the fourth quarter trailing 14-6. Orton led the Buffalo offense on a nine-play 74-yard drive, with a touchdown from Gragg and a Fred Jackson two-point conversation tying the score at 14. After Lions K Alex Henery missed a 50-yard field goal, Orton hit Sammy Watkins for a 20-yard gain that set up a 58-yard field goal attempt from Dan Carpenter. Carpenter split the uprights to send the Bills to 3-2 on the season on the heels of 17 unanswered points.

Leading the way for the Lions offense was WR Golden Tate. With Calvin Johnson forced to exit due to injury, Tate stepped up and hauled in seven catches a game-high 134 yards. The Lions were hurt by three missed field goals from K Alex Henery, along with two turnovers.

Buffalo will look to improve to 4-2 as they welcome division foes New England into Ralph Wilson Stadium on Sunday, October 12, 2014.

TEAM	1	2	3	4	Final
BILLS	0	3	3	11	17
LIONS	7	7	0	0	14

TEAM	QTR.	TIME	SCORING PLAY	DRIVE	SCORE
DET	1	0:05	G. Tate 9 yd. pass from M. Stafford (A. Henery kick)	7-57, 3:38	0-7
DET	2	13:44	R. Mathis 41 yd. interception return (A. Henery kick)		0-14
BUF	2	6:43	D. Carpenter 45 yd. Field Goal	6-24, 3:38	3-14
BUF	3	13:28	D. Carpenter 25 yd. Field Goal	9-56, 3:42	6-14
BUF	4	6:14	C. Gragg 2 yd. pass from K. Orton (F. Jackson run)	9-74, 3:56	14-14
BUF	4	0:04	D. Carpenter 58 yd. Field Goal	3-20, 0:17	17-14

**BUF DET**

First Downs	19	13
Rushes-Yards	22-49	20-69
Net Passing Yards	294	194
Total Net Yards	343	263
Passing (A-C-I)	43-30-1	31-18-1
Sacked by Opp.	2-14	6-27
Punts-Average	8-43.1	7-47.1
Fumbles-Lost	3-0	3-1
Penalties	11-74	8-62
Time of Poss.	32:19	27:41

**RUSHING**

**BILLS:** F. Jackson 10-49; C. Spiller 10-8; K. Orton 1-0; M. Goodwin 1-(-8)

**LIONS:** G. Winn 11-48; R. Bush 6-13; M. Stafford 3-8

**PASSING**

**BILLS:** K. Orton 30-43, 308 yards, 1 TD, 1 INT

**LIONS:** M. Stafford 18-31, 221 yards, 1 TD, 1 INT

**RECEIVING**

**BILLS:** S. Watkins 7-87; F. Jackson 7-58; S. Chandler 4-21; R. Woods 3-37; C.

Spiller 3-25; C. Hogan 2-27; M. Goodwin 1-42; Mi. Williams 1-8; C. Gragg 1-2, 1 TD; F. Summers 1-1

**LIONS:** G. Tate 7-134, 1 TD; C. Fuller 3-17; R. Bush 2-30; B. Pettigrew 2-12; E. Ebron 2-8; J. Ross 1-13; C. Johnson 1-7

# 2014 PLAYER PARTICIPATION

	GP/GS	@CHI	MIA	SD	@HOU	@DET	NE	MIN	@NYJ	KC	@MIA	NYJ	CLE	@DEN	GB	@OAK	@NE
Alonso, Kiko	0/0	IR	IR	IR	IR	IR											
Bradham, Nigel	3/3	IL	SLB	SLB	SLB	IL											
Brooks, Ron	5/0	P	P	P	P	P											
Broomfield, Deon	0/0	PS	PS	PS	PS	PS											
Brown, Bryce	0/0	IL	IL	IL	IL	IL											
Brown, Preston	5/4	SLB	WLB	WLB	P	SLB											
Bryant, Corbin	5/0	P	P	P	P	P											
Carpenter, Dan	5/0	P	P	P	P	P											
Chandler, Scott	5/1	P	P	TE	P	P											
Charles, Stefan	5/0	P	P	P	P	P											
Childers, Jamie	0/0	-	-	-	-	PS											
Cockrell, Ross	1/0	P	IL	IL	IL	IL											
Dareus, Marcell	5/5	DT	DT	DT	DT	DT											
Dean, Larry	3/3	-	-	P	P	P											
Dixon, Anthony	5/0	P	P	P	P	P											
Easley, Marcus	3/0	P	P	P	IL	IL											
Gaines, Jimmy	0/0	PS	PS	PS	PS	PS											
Gay, Jordan	5/0	P	P	P	P	P											
Gilmore, Stephon	4/4	IL	CB	CB	CB	CB											
Glenn, Cordy	5/5	LT	LT	LT	LT	LT											
Goodwin, Marquise	4/0	P	P	P	IL	P											
Gragg, Chris	4/2	TE	TE	IL	P	P											
Graham, Corey	5/2	CB	CB	P	P	P											
Hairston, Chris	5/0	P	P	P	P	P											
Henderson, Seantrel	5/5	RT	RT	RT	RT	RT											
Hogan, Chris	5/0	P	P	P	P	P											
Holley, Caleb	0/0	PS	PS	PS	PS	PSI											
Hughes, Jerry	5/5	DE	DE	DE	DE	DE											
Igbinosun, Ike	0/0	PS	PS	PS	PS	PS											
Jackson, Fred	5/2	P	RB	P	P	RB											
Johnson, Bryan	0/0	PS	PS	PS	PS	PS											
Johnson, Randell	3/0	P	P	P	IL	IL											
Kouandjio, Cyrus	0/0	IL	IL	IL	IL	IL											
Ladler, Kenny	0/0	PS	PS	PS	PS	PS											
Lawson, Manny	5/0	P	P	P	P	P											
Manuel, EJ	4/4	QB	QB	QB	QB	DNP											
McKelvin, Leodis	5/4	CB	P	CB	CB	CB											
Meeks, Jonathan	0/0	IL	IL	IR	IR	IR											
Morrell, D.J.	0/0	PS	PS	PS	PS	PS											
Pears, Erik	5/5	RG	RG	RG	RG	RG											
Powell, Ty	5/0	P	P	P	P	P											
Pryor, Lonnie	0/0	PS	PS	PS	PS	PS											
Richardson, Cyril	2/2	IL	IL	IL	LG	LG											
Rivers, Keith	3/2	WLB	IL	IL	WLB	P											
Robey, Nickell	5/3	NB	NB	NB	P	P											
Sanborn, Garrison	5/0	P	P	P	P	P											
Searcy, Da'Norris	5/4	FS	FS	FS	P	FS											
Smith, Jacques	0/0	IL	-	-	-	-											
Smith, Lee	3/2	IL	IL	P	TE	TE											
Spikes, Brandon	5/2	P	P	P	MLB	MLB											
Spiller, C.J.	5/3	RB	P	RB	RB	P											
Summers, Frank	5/5	FB	FB	FB	FB	FB											
Tialavea, D.J.	0/0	PS	PS	PS	PS	PS											
Tuel, Jeff	0/0	PS	PS	PS	PS	PS											
Urbik, Kraig	5/0	P	P	P	P	P											
Watkins, Sammy	5/5	WR	WR	WR	WR	WR											
Williams, Aaron	5/5	SS	SS	SS	SS	SS											
Williams, Chris	3/3	LG	LG	LG	IL	IL											
Williams, Duke	5/0	P	P	P	P	P											
Williams, Kyle	4/4	DT	DT	DT	DT	IL											
Williams, Mario	5/5	DE	DE	DE	DE	DE											
Williams, Mike	5/1	WR	P	P	P	P											
Wood, Eric	5/5	C	C	C	C	C											
Woods, Robert	5/4	P	WR	WR	WR	WR											
Wynn, Jarius	5/0	P	P	P	P	P											

## LEGEND:

P - Played

DNP - Did Not Play

IR - Injured Reserve

DNR - Did Not Report

PS - Practice Squad

IL - Inactive List

R - Reserve

PSI - Practice Squad Injured

**WEEK 5 / THROUGH MONDAY, OCTOBER 6, 2014**

<b>OFFENSE</b>	<b>Buff.</b>
GAMES (Won-Lost)	3-2
FIRST DOWNS	82
Rushing	21
Passing	54
Penalty	7
YDS GAINED (tot)	1626
Avg per Game	325.2
RUSHING (net)	538
Avg per Game	107.6
Rushes	133
Yards per Rush	4.0
PASSING (net)	1088
Avg per Game	217.6
Passes Att.	175
Completed	106
Pct Completed	60.6
Yards Gained	1146
Sacked	8
Yards Lost	58
Had intercepted	4
Yards Opp Ret	126
Opp TDs on Int	2
PUNTS	31
Avg Yards	43.0
PUNT RETURNS	9
Avg Return	6.8
Returned for TD	0
KICKOFF RETURNS	11
Avg Return	27.5
Returned for TD	1
PENALTIES	45
Yards Penalized	372
FUMBLES BY	6
Fumbles Lost	0
Opp Fumbles	7
Opp Fum Lost	4
POSS. TIME (avg)	29:18
TOUCHDOWNS	8
Rushing	1
Passing	6
Returns	1
EXTRA-PT KICKS	7/7
2-PT CONVERSIONS	1/1
FIELD GOALS/FGA	13/15
POINTS SCORED	96

<b>DEFENSE</b>	<b>Buff.</b>
POINTS ALLOWED	89
OPP FIRST DOWNS	104
Rushing	18
Passing	66
Penalty	20
OPP YARDS GAINED	1614
Avg per Game	322.8
OPP RUSHING (net)	355
Avg per Game	71.0
Rushes	118
Yards per Rush	3.0
OPP PASSING (net)	1259
Avg per Game	251.8
Passes Att.	191

Completed	126
Pct Completed	66.0
Sacked	17
Yards Lost	76
INTERCEPTED BY	6
Yards Returned	69
Returned for TD	0
OPP PUNT RETURNS	13
Avg return	6.5
OPP KICKOFF RET	5
Avg return	23.8
OPP TOUCHDOWNS	9
Rushing	0
Passing	7
Returns	2

**WEEK 5 / THROUGH MONDAY, OCTOBER 6, 2014**  
TEAM RANKINGS

American Football Conference						
Offense			Defense			
Total	Rush	Pass	Total	Rush	Pass	
Buff.	13	12	10	5	1	11

National Football League						
Offense			Defense			
Total	Rush	Pass	Total	Rush	Pass	
Buff.	26	20	21	8	2	20
T = Tied for position						
* = League Leader						

**WEEK 5 / THROUGH MONDAY, OCTOBER 6, 2014**  
**AFC / TEAM/OFFENSE RANK**

Tm	(A)	(B)	(C)	(D)	(E)	(F)	(G)	(H)	(I)	(J)	(K)	(L)	(M)	(N)	(O)	(P)	(Q)
BUF	13	11	12	8	10	10	9	8	14	12	14t	7	3	13	10	12	9

**AFC / OPPONENT/DEFENSE RANK**

Tm	(A)	(B)	(C)	(D)	(E)	(F)	(G)	(H)	(I)	(J)	(K)	(L)	(M)	(N)	(O)	(P)	(Q)	(R)	(S)
BUF	5	2	1	1	11	6	5	3	9	1	6	6	9	3	2	4	2	9	8t

- (A) Total Yards per Game
- (B) Yards per Play
- (C) Rushing Yards per Game
- (D) Rushing Yards per Attempt
- (E) Passing Net Yards per Game
- (F) Passing Net Yards per Play
- (G) Passing, Percent Had Intercepted
- (H) Sacks per Pass Play
- (I) First Downs per Game
- (J) Third Down Efficiency
- (K) Fourth Down Efficiency
- (L) Punt Return Average
- (M) Kickoff Return Average
- (N) Gross Punting Average
- (O) Net Punting Average
- (P) Points per Game
- (Q) Field Goal Percentage
- Combined Offense/Defense Rank
- (R) Points per Game Differential
- (S) Net Yards per Game Differential

**WEEK 5 / THROUGH MONDAY, OCTOBER 6, 2014****NFL / TEAM/OFFENSE RANK**

Tm	(A)	(B)	(C)	(D)	(E)	(F)	(G)	(H)	(I)	(J)	(K)	(L)	(M)	(N)	(O)	(P)	(Q)
BUF	26	25	20	18	21	24	14	12	30	28	29t	19	4	27	17	28	16

## Team/Offense Rank

- (A) Total Yards per Game
- (B) Yards per Play
- (C) Rushing Yards per Game
- (D) Rushing Yards per Attempt
- (E) Passing Net Yards per Game
- (F) Passing Net Yards per Play
- (G) Passing, Percent Had Intercepted
- (H) Sacks per Pass Play
- (I) First Downs per Game
- (J) Third Down Efficiency
- (K) Fourth Down Efficiency
- (L) Punt Return Average
- (M) Kickoff Return Average
- (N) Gross Punting Average
- (O) Net Punting Average
- (P) Points per Game
- (Q) Field Goal Percentage

**WEEK 5 / THROUGH MONDAY, OCTOBER 6, 2014****NFL / OPPONENT/DEFENSE RANK**

Tm	(A)	(B)	(C)	(D)	(E)	(F)	(G)	(H)	(I)	(J)	(K)	(L)	(M)	(N)	(O)	(P)	(Q)	(R)	(S)
BUF	8	3	2	2	20	9	12	4	19t	1	9t	9	18	4	6	5	6	16	16t

## Opponent/Defense Rank

- (A) Total Yards per Game
  - (B) Yards per Play
  - (C) Rushing Yards per Game
  - (D) Rushing Yards per Attempt
  - (E) Passing Net Yards per Game
  - (F) Passing Net Yards per Play
  - (G) Passing, Percent Had Intercepted
  - (H) Sacks per Pass Play
  - (I) First Downs per Game
  - (J) Third Down Efficiency
  - (K) Fourth Down Efficiency
  - (L) Punt Return Average
  - (M) Kickoff Return Average
  - (N) Gross Punting Average
  - (O) Net Punting Average
  - (P) Points per Game
  - (Q) Field Goal Percentage
- Combined Offense/Defense Rank
- (R) Points per Game Differential



(S) Net Yards per Game Differential

**WEEK 5 / THROUGH MONDAY, OCTOBER 6, 2014**

**AFC / TOTAL OFFENSE**

Rank	Team	Total	Rushing	Passing	Total	Rushing	Passing
13)	Buffalo	1626	538	1088	325.2	107.6	217.6

**AFC / TOTAL DEFENSE**

Rank	Team	Total	Rushing	Passing	Total	Rushing	Passing
5)	Buffalo	1614	355	1259	322.8	71.0	251.8

**WEEK 5 / THROUGH MONDAY, OCTOBER 6, 2014**

**NFL / TOTAL OFFENSE**

Rank	Team	Total	Rushing	Passing	Total	Rushing	Passing
26)	Buffalo	1626	538	1088	325.2	107.6	217.6

**NFL / TOTAL DEFENSE**

Rank	Team	Total	Rushing	Passing	Total	Rushing	Passing
8)	Buffalo	1614	355	1259	322.8	71.0	251.8

**WEEK 5 / THROUGH MONDAY, OCTOBER 6, 2014**

**AFC / TAKE-AWAYS, GIVE-AWAYS**

Rank	Team	TAKE-AWAYS			GIVE-AWAYS			Net	
		Int	Fum	Total	Int	Fum	Total	Diff	
1t)	Buffalo	6	4	10	4	0	4	=	+6
Totals		59	49	108	62	37	99	=	+9

**NFL / TAKE-AWAYS, GIVE-AWAYS**

Rank	Team	TAKE-AWAYS			GIVE-AWAYS			Net	
		Int	Fum	Total	Int	Fum	Total	Diff	
1t)	Buffalo	6	4	10	4	0	4	=	+6
Totals		129	98	227	129	98	227	=	0

**WEEK 5 / THROUGH MONDAY, OCTOBER 6, 2014**

**AFC / TEAM/OFFENSE INSIDE THE 20**

Rank	Team	Poss	Pts	TD	TD%	FG	Score	Score%
15t)	Buffalo	18	70	6	33.3	9	15	83.3

**AFC / OPPONENTS/DEFENSE INSIDE THE 20**

Rank	Team	Poss	Pts	TD	TD%	FG	Score	Score%
10)	Buffalo	11	57	6	54.5	5	11	100.0

**WEEK 5 / THROUGH MONDAY, OCTOBER 6, 2014**

**NFL / TEAM/OFFENSE INSIDE THE 20**

Rank	Team	Poss	Pts	TD	TD%	FG	Score	Score%
31t)	Buffalo	18	70	6	33.3	9	15	83.3

**NFL / OPPONENTS/DEFENSE INSIDE THE 20**

Rank	Team	Poss	Pts	TD	TD%	FG	Score	Score%
15)	Buffalo	11	57	6	54.5	5	11	100.0

#### WEEK 5 / THROUGH MONDAY, OCTOBER 6, 2014

#### AFC / OFFENSE/TEAMS: FIRST DOWNS, THIRD DOWNS, FOURTH DOWNS

Rank	Team	FIRST DOWNS				THIRD DOWNS			FOURTH DOWNS		
		Total	Rush	Pass	Pen	Made	Att	Pct	Made	Att	Pct
14)	Buffalo	82	21	54	7	25	73	34.2	0	2	0.0

#### AFC / DEFENSE/OPPONENTS: FIRST DOWNS, THIRD DOWNS, FOURTH DOWNS

Rank	Team	FIRST DOWNS				THIRD DOWNS			FOURTH DOWNS		
		Total	Rush	Pass	Pen	Made	Att	Pct	Made	Att	Pct
9)	Buffalo	104	18	66	20	21	66	31.8	1	4	25.0

#### WEEK 5 / THROUGH MONDAY, OCTOBER 6, 2014

#### NFL / OFFENSE/TEAMS: FIRST DOWNS, THIRD DOWNS, FOURTH DOWNS

Rank	Team	FIRST DOWNS				THIRD DOWNS			FOURTH DOWNS		
		Total	Rush	Pass	Pen	Made	Att	Pct	Made	Att	Pct
30)	Buffalo	82	21	54	7	25	73	34.2	0	2	0.0

#### NFL / DEFENSE/OPPONENTS: FIRST DOWNS, THIRD DOWNS, FOURTH DOWNS

Rank	Team	FIRST DOWNS				THIRD DOWNS			FOURTH DOWNS		
		Total	Rush	Pass	Pen	Made	Att	Pct	Made	Att	Pct
19t)	Buffalo	104	18	66	20	21	66	31.8	1	4	25.0

#### WEEK 5 / THROUGH MONDAY, OCTOBER 6, 2014

#### AFC / FIRST-DOWN PLAYS BY TEAMS

Rank	Team	Yds/Play	Plays	Yards
5)	Buffalo	5.66	137	776

#### AFC / FIRST-DOWN PLAYS BY OPPONENTS

Rank	Team	Yds/Play	Plays	Yards
9)	Buffalo	5.66	150	849

#### WEEK 5 / THROUGH MONDAY, OCTOBER 6, 2014

#### NFL / FIRST-DOWN PLAYS BY TEAMS

Rank	Team	Yds/Play	Plays	Yards
10)	Buffalo	5.66	137	776

#### NFL / FIRST-DOWN PLAYS BY OPPONENTS

Rank	Team	Yds/Play	Plays	Yards
23)	Buffalo	5.66	150	849

#### WEEK 5 / THROUGH MONDAY, OCTOBER 6, 2014

#### AFC / KICKOFFS (Receiving Team)

Rank	Team	TotKO	AdjKO	TB	TB%	EZ	EZ%	OB	I20	Avg.Start
1)	Buffalo	22	22	11	50.0	16	72.7	0	2	26.0

**AFC / KICKOFFS (Kicking Team)**

Rank	Team	TotKO	AdjKO	TB	TB%	EZ	EZ%	OB	I20	Avg.Start
9)	Buffalo	27	27	21	77.8	25	92.6	0	3	21.5

**WEEK 5 / THROUGH MONDAY, OCTOBER 6, 2014**

**NFL / KICKOFFS (Receiving Team)**

Rank	Team	TotKO	AdjKO	TB	TB%	EZ	EZ%	OB	I20	Avg.Start
1)	Buffalo	22	22	11	50.0	16	72.7	0	2	26.0

**WEEK 5 / THROUGH MONDAY, OCTOBER 6, 2014**

**NFL / KICKOFFS (Kicking Team)**

Rank	Team	TotKO	AdjKO	TB	TB%	EZ	EZ%	OB	I20	Avg.Start
20)	Buffalo	27	27	21	77.8	25	92.6	0	3	21.5

**WEEK 5 / THROUGH MONDAY, OCTOBER 6, 2014**

**AFC / SINGLE-GAME HIGHS / PLAYERS**

**Longest Kickoff Return**-- 102, Spiller, Buff. vs. Miami, 9/14, td  
**Sacks**-- 3.0, Dareus, Buff. at Det., 10/5  
**Longest Field Goal**-- 58, Carpenter, Buff. at Det., 10/5

**WEEK 5 / THROUGH MONDAY, OCTOBER 6, 2014**

**NFL / SINGLE-GAME HIGHS / PLAYERS**

**Longest Kickoff Return**-- 102, Spiller, Buff. vs. Miami, 9/14, td  
**Longest Field Goal**-- 58, Carpenter, Buff. at Det., 10/5

**WEEK 5 / THROUGH MONDAY, OCTOBER 6, 2014**

**300-Yard Passing Games**

308, Orton, BUF at DET 10/05 (30-43, 1 TD)

**WEEK 5 / THROUGH MONDAY, OCTOBER 6, 2014**

**100-Yard Receiving Games**

117, Watkins, BUF vs. MIA 09/14 (8 rec., 1 TD)

**WEEK 5 / THROUGH MONDAY, OCTOBER 6, 2014**

**AFC / LEADING PASSERS**

Pct Avg Pct Rating

Player, Team	Att	Comp	Comp	Yds	Gain	TD	TD	Long	Int	Int	Points
Manuel, Buf.	131	76	58.0	838	6.40	5	3.8	80t	3	2.3	80.3

#### AFC / LEADING PASSERS, RANKS

Player, Team	Att	Comp	Comp	Yds	Gain	TD	TD	Long	Int	Pct	Rating
Manuel, Buf.	13	13	16	13	13	10t	9		7t	10	13

#### WEEK 5 / THROUGH MONDAY, OCTOBER 6, 2014

#### NFL / LEADING PASSERS

Player, Team	Att	Comp	Comp	Yds	Gain	TD	TD	Long	Int	Pct	Rating
Manuel, Buf.	131	76	58.0	838	6.40	5	3.8	80t	3	2.3	80.3

#### NFL / LEADING PASSERS, RANKS

Player, Team	Att	Comp	Comp	Yds	Gain	TD	TD	Long	Int	Pct	Rating
Manuel, Buf.	24	26	30	26	27	22t	23		12t	17	27

#### WEEK 5 / THROUGH MONDAY, OCTOBER 6, 2014

#### AFC / FOURTH-QUARTER PASSING LEADERS

Rank	Player, Team	Att	Comp	Comp%	Yards	YPA	TD	TD%	Int	Int%	Rating
2)	Orton, Buf.	16	12	75.0	141	8.81	1	6.3	0	0.0	122.1

#### WEEK 5 / THROUGH MONDAY, OCTOBER 6, 2014

#### NFL / FOURTH-QUARTER PASSING LEADERS

Rank	Player, Team	Att	Comp	Comp%	Yards	YPA	TD	TD%	Int	Int%	Rating
5)	Orton, Buf.	16	12	75.0	141	8.81	1	6.3	0	0.0	122.1

#### WEEK 5 / THROUGH MONDAY, OCTOBER 6, 2014

#### AFC / THIRD-DOWN PASSING LEADERS

Rank	Player, Team	Att	Comp	Comp%	Yards	YPA	TD	TD%	Int	Int%	Rating
13)	Manuel, Buf.	42	21	50.0	290	6.90	1	2.4	2	4.8	60.6

#### NFL / THIRD-DOWN PASSING LEADERS

Rank	Player, Team	Att	Comp	Comp%	Yards	YPA	TD	TD%	Int	Int%	Rating
26)	Manuel, Buf.	42	21	50.0	290	6.90	1	2.4	2	4.8	60.6

#### WEEK 5 / THROUGH MONDAY, OCTOBER 6, 2014

#### AFC / LEADING RUSHERS

Rank	Player, Team	Att	Yards	Avg	Long	TD
12)	Spiller, Buf.	62	215	3.5	47	0
14)	Jackson, Buf.	42	201	4.8	38	0
42)	Dixon, Buf.	7	63	9.0	47	0
46)	Manuel, Buf. (QB)	16	52	3.3	8	1

#### WEEK 5 / THROUGH MONDAY, OCTOBER 6, 2014

#### NFL / LEADING RUSHERS

Rank	Player, Team	Att	Yards	Avg	Long	TD
26)	Spiller, Buf.	62	215	3.5	47	0
30)	Jackson, Buf.	42	201	4.8	38	0

#### WEEK 5 / THROUGH MONDAY, OCTOBER 6, 2014

#### AFC / THIRD-AND-ONE RUSHING LEADERS

Rank	Player, Team	Att	FD	Pct
1t)	Jackson, Buf.	2	2	100.0

#### WEEK 5 / THROUGH MONDAY, OCTOBER 6, 2014

**NFL / THIRD-AND-ONE RUSHING LEADERS**

Rank	Player, Team	Att	FD	Pct
1t)	Jackson, Buf.	2	2	100.0

**WEEK 5 / THROUGH MONDAY, OCTOBER 6, 2014****AFC / LEADERS IN RECEPTIONS**

Rank	Player, Team	Rec	Yards	Avg	Long	TD
8t)	Jackson, Buf. (RB)	26	228	8.8	28	1
12t)	*Watkins, Buf.	24	284	11.8	30	2
41t)	Woods, Buf.	14	156	11.1	32	0
48t)	Chandler, Buf. (TE)	13	137	10.5	37	0
48t)	Spiller, Buf. (RB)	13	106	8.2	25	1

**WEEK 5 / THROUGH MONDAY, OCTOBER 6, 2014****NFL / LEADERS IN RECEPTIONS**

Rank	Player, Team	Rec	Yards	Avg	Long	TD
17t)	Jackson, Buf. (RB)	26	228	8.8	28	1
27t)	*Watkins, Buf.	24	284	11.8	30	2

**WEEK 5 / THROUGH MONDAY, OCTOBER 6, 2014****AFC / RECEIVING YARDAGE LEADERS**

Rank	Player, Team	Yards	Rec	Avg	Long	TD
12)	*Watkins, Buf.	284	24	11.8	30	2
28t)	Jackson, Buf. (RB)	228	26	8.8	28	1
43t)	Woods, Buf.	156	14	11.1	32	0
48)	Mi. Williams, Buf.	142	8	17.8	80t	1

**WEEK 5 / THROUGH MONDAY, OCTOBER 6, 2014****NFL / RECEIVING YARDAGE LEADERS**

Rank	Player, Team	Yards	Rec	Avg	Long	TD
29)	*Watkins, Buf.	284	24	11.8	30	2

**WEEK 5 / THROUGH MONDAY, OCTOBER 6, 2014****AFC / THIRD-DOWN RECEIVING LEADERS**

Rank	Player, Team	Rec	Yards	Avg	Long	TD
3t)	*Watkins, Buf.	10	127	12.7	28	1
6t)	Jackson, Buf. (RB)	9	91	10.1	28	0
33t)	Chandler, Buf. (TE)	4	49	12.3	21	0

**WEEK 5 / THROUGH MONDAY, OCTOBER 6, 2014****NFL / THIRD-DOWN RECEIVING LEADERS**

Rank	Player, Team	Rec	Yards	Avg	Long	TD
5t)	*Watkins, Buf.	10	127	12.7	28	1
9t)	Jackson, Buf. (RB)	9	91	10.1	28	0

**WEEK 5 / THROUGH MONDAY, OCTOBER 6, 2014****AFC / LEADING SCORERS, NONKICKERS**

Rank	Player, Team	TD	Rush	Rec	Ret	X2	Pts
25t)	Spiller, Buf. (RB)	2	0	1	1	0	12
25t)	*Watkins, Buf. (WR)	2	0	2	0	0	12
47)	Jackson, Buf. (RB)	1	0	1	0	1	8

**WEEK 5 / THROUGH MONDAY, OCTOBER 6, 2014****AFC / LEADING SCORERS, KICKERS**

Rank	Player, Team	PAT	FG	Pct	Long	Pts
4)	Carpenter, Buf.	7/ 7	13/15	.867	58	46

**NFL / LEADING SCORERS, KICKERS**

Rank	Player, Team	PAT	FG	Pct	Long	Pts
5)	Carpenter, Buf.	7/ 7	13/15	.867	58	46

**WEEK 5 / THROUGH MONDAY, OCTOBER 6, 2014****AFC / TOUCHBACKS ON KICKOFFS**

Rank	Player, Team	TB
4)	Gay, Buf.	21

**NFL / TOUCHBACKS ON KICKOFFS**

Rank	Player, Team	TB
4t)	Gay, Buf.	21

**WEEK 5 / THROUGH MONDAY, OCTOBER 6, 2014****AFC / MOST YARDS FROM SCRIMMAGE**

		Total			Rushing			Receiving		
Rank	Player, Team	Yards	Att+Rec	Avg	Yards	Att	Avg	Yards	Rec	Avg
6)	Jackson, Buf. (RB)	429	68	6.3	201	42	4.8	228	26	8.8
22)	Spiller, Buf. (RB)	321	75	4.3	215	62	3.5	106	13	8.2
25)	*Watkins, Buf. (WR)	284	24	11.8	0	0	---	284	24	11.8

**WEEK 5 / THROUGH MONDAY, OCTOBER 6, 2014****NFL / MOST YARDS FROM SCRIMMAGE**

			Total			Rushing			Receiving		
Rank	Player, Team	Yards	Att+Rec	Avg	Yards	Att	Avg	Yards	Rec	Avg	
14t)	Jackson, Buf. (RB)	429	68	6.3	201	42	4.8	228	26	8.8	
47t)	Spiller, Buf. (RB)	321	75	4.3	215	62	3.5	106	13	8.2	

**WEEK 5 / THROUGH MONDAY, OCTOBER 6, 2014****AFC / LEADERS IN FIRST DOWNS**

Rank	Player, Team	Rush	Rec	Tot
9t)	Jackson, Buf. (RB)	8	11	19
13t)	*Watkins, Buf. (WR)	0	17	17
23t)	Spiller, Buf. (RB)	9	6	15

**WEEK 5 / THROUGH MONDAY, OCTOBER 6, 2014****NFL / LEADERS IN FIRST DOWNS**

Rank	Player, Team	Rush	Rec	Tot
19t)	Jackson, Buf. (RB)	8	11	19
32t)	*Watkins, Buf. (WR)	0	17	17
50t)	Spiller, Buf. (RB)	9	6	15

**WEEK 5 / THROUGH MONDAY, OCTOBER 6, 2014****AFC / LEADING PUNTERS**

											Opp	Ret	In	Net
Rank	Player, Team	No	Yards	Lg	Avg	TB	Blk	Dwn	OB	Ret	Yds	20	Avg	
14)	Schmidt, Buf.	31	1333	61	43.0	2	0	4	1	13	84	12	39.0	

**NFL / LEADING PUNTERS**

Rank	Player, Team	No	Yards	Lg	Avg	TB	Blk	Dwn	OB	Opp Ret	In	Net
										Ret Yds	20	Avg
29)	Schmidt, Buf.	31	1333	61	43.0	2	0	4	1	13	84	12 39.0

**WEEK 5 / THROUGH MONDAY, OCTOBER 6, 2014****AFC / LEADING PUNTERS, NET AVERAGE**

Rank	Player, Team	No	Yards	Lg	Avg	TB	Blk	Dwn	OB	Opp Ret	In	Net
										Ret Yds	20	Avg
10)	Schmidt, Buf.	31	1333	61	43.0	2	0	4	1	13	84	12 39.0

**NFC / LEADING PUNTERS, NET AVERAGE****NFL / LEADING PUNTERS, NET AVERAGE**

Rank	Player, Team	No	Yards	Lg	Avg	TB	Blk	Dwn	OB	Opp Ret	In	Net
										Ret Yds	20	Avg
17t)	Schmidt, Buf.	31	1333	61	43.0	2	0	4	1	13	84	12 39.0

**WEEK 5 / THROUGH MONDAY, OCTOBER 6, 2014****AFC / PUNT RETURN LEADERS**

Rank	Player, Team	Ret	FC	Yards	Avg	Long	TD
6)	McKelvin, Buf.	8	4	61	7.6	14	0

**NFL / PUNT RETURN LEADERS**

Rank	Player, Team	Ret	FC	Yards	Avg	Long	TD
16)	McKelvin, Buf.	8	4	61	7.6	14	0

**WEEK 5 / THROUGH MONDAY, OCTOBER 6, 2014****AFC / KICKOFF RETURN LEADERS**

Rank	Player, Team	Ret	Yards	Avg	Long	TD
1)	Spiller, Buf.	7	251	35.9	102t	1

**NFL / KICKOFF RETURN LEADERS**

Rank	Player, Team	Ret	Yards	Avg	Long	TD
1)	Spiller, Buf.	7	251	35.9	102t	1

**WEEK 5 / THROUGH MONDAY, OCTOBER 6, 2014****AFC / LEADERS IN INTERCEPTIONS**

Rank	Player, Team	Int	Yards	Avg	Long	TD
1t)	McKelvin, Buf.	2	1	0.5	1	0
13t)	Graham, Buf.	1	45	45.0	45	0
13t)	Gilmore, Buf.	1	21	21.0	21	0
13t)	K. Williams, Buf.	1	2	2.0	2	0
13t)	Bradham, Buf.	1	0	0.0	0	0

**WEEK 5 / THROUGH MONDAY, OCTOBER 6, 2014****WEEK 5 / THROUGH MONDAY, OCTOBER 6, 2014****NFL / LEADERS IN INTERCEPTIONS**

Rank	Player, Team	Int	Yards	Avg	Long	TD
5t)	McKelvin, Buf.	2	1	0.5	1	0

**WEEK 5 / THROUGH MONDAY, OCTOBER 6, 2014****AFC / LEADERS IN SACKS**



Rank	Player, Team	Sacks
2)	Dareus, Buf. (DT)	5.0
3t)	Ma. Williams, Buf. (DE)	3.5
8t)	Hughes, Buf. (DE)	3.0
38t)	Bradham, Buf. (LB)	1.5

**WEEK 5 / THROUGH MONDAY, OCTOBER 6, 2014****NFL / LEADERS IN SACKS**

Rank	Player, Team	Sacks
3t)	Dareus, Buf. (DT)	5.0
6t)	Ma. Williams, Buf. (DE)	3.5
11t)	Hughes, Buf. (DE)	3.0

**WEEK 5 / THROUGH MONDAY, OCTOBER 6, 2014****AFC / FUMBLE RECOVERIES**

Rank	Player, Team	TotRec	OffRec	DefRec
3t)	Jackson, Buf.	2	2	0

**NFL / FUMBLE RECOVERIES**

Rank	Player, Team	TotRec	OffRec	DefRec
4t)	Jackson, Buf.	2	2	0

**WEEK 5 / THROUGH MONDAY, OCTOBER 6, 2014****AFC / OFFENSIVE FUMBLE RECOVERIES**

Rank	Player, Team	Ret	Yards	Avg	Long	TD
3t)	Jackson, Buf.	2	0	0.0	0	0
7t)	*Henderson, Buf.	1	0	0.0	0	0
7t)	Manuel, Buf.	1	0	0.0	0	0
7t)	Orton, Buf.	1	0	0.0	0	0

**WEEK 5 / THROUGH MONDAY, OCTOBER 6, 2014****NFL / OFFENSIVE FUMBLE RECOVERIES**

Rank	Player, Team	Ret	Yards	Avg	Long	TD
4t)	Jackson, Buf.	2	0	0.0	0	0
14t)	*Henderson, Buf.	1	0	0.0	0	0
14t)	Manuel, Buf.	1	0	0.0	0	0
14t)	Orton, Buf.	1	0	0.0	0	0

**WEEK 5 / THROUGH MONDAY, OCTOBER 6, 2014****AFC / DEFENSIVE FUMBLE RECOVERIES**

Rank	Player, Team	Ret	Yards	Avg	Long	TD
3t)	*P. Brown, Buf.	1	30	30.0	30	0
3t)	Robey, Buf.	1	2	2.0	2	0
3t)	*R. Johnson, Buf.	1	0	0.0	0	0
3t)	Searcy, Buf.	1	0	0.0	0	0

WEEK 5 / THROUGH MONDAY, OCTOBER 6, 2014

BUF	
26	TYds/G
25	TYds/P
20	RYds/G
18	RshAvg
21	PsYd/G
24	PasAvg
14	HdInt
12	Sac/PP
30	1D/Gm
28	3D Eff
29t	4D Eff
19	PR Avg
4	KR Avg
27	GPntAv
17	NPntAv
28	Pts/Gm
16	FG%

Team/Offense Rank (Within League)

BUF	
8	TYds/G
3	TYds/P
2	RYds/G
2	RshAvg
20	PsYd/G
9	PasAvg
12	%HdInt
4	Sac/PP
19t	1D/Gm
1	3D Eff
9t	4D Eff
9	PR Avg
18	KR Avg
4	GPntAv
6	NPntAv
5	Pts/Gm
6	FG%

Opponent/Defense Rank (Within League)