

NEW ENGLAND PATRIOTS

PRESS RELEASE



REGULAR SEASON WEEK 6

NEW ENGLAND PATRIOTS AT BUFFALO BILLS



MEDIA SCHEDULE

WEDNESDAY, OCTOBER 8

8:30 a.m. Media Check-In (Ticket Office)
9:00-9:15 a.m. Bill Belichick Press Conference (Media Workroom)
10:00 a.m. Tom Brady Media Availability (Media Workroom)
11:15 a.m. Media Access at Practice
Approx. 2:00-2:45 p.m. Patriots Media Availability (Open Locker Room)
2:30 p.m. Buffalo Head Coach Doug Marrone Conference Call
TBD Buffalo player Conference Call

THURSDAY, OCTOBER 9

11:15 a.m. Media Check-In (Ticket Office)
11:45 a.m. Media Access at Practice
Approx. 2:00-2:45 p.m. Patriots Media Availability (Open Locker Room)

FRIDAY, OCTOBER 10

8:30 a.m. Media Check-In (Ticket Office)
9:00-9:15 a.m. Bill Belichick Press Conference (Media Workroom)
11:15 a.m. Media Access at Practice
Approx. 1:15-2:00 p.m. Patriots Media Availability (Open Locker Room)

SATURDAY, OCTOBER 11

No Media Availability

SUNDAY, OCTOBER 12

1:00 p.m. Patriots at Bills

2014 PATRIOTS SCHEDULE

REGULAR SEASON (3-2)

Sun., Sept. 7	at Miami	L	20-33
Sun., Sept. 14	at Minnesota	W	30-7
Sun., Sept. 21	Oakland	W	16-9
Mon., Sept. 29	at Kansas City	L	14-41
Sun., Oct. 5	Cincinnati	W	43-17
Sun., Oct. 12	at Buffalo	1:00 p.m. FOX	
Thurs., Oct. 16	N.Y. Jets	8:25 p.m. CBS/NFLN	
Sun., Oct. 26	Chicago	1:00 p.m. FOX*	
Sun., Nov. 2	Denver	4:25 p.m. CBS*	
Sun., Nov. 9	BYE WEEK		
Sun., Nov. 16	at Indianapolis	8:30 p.m. NBC*	
Sun., Nov. 23	Detroit	1:00 p.m. FOX*	
Sun., Nov. 30	at Green Bay	4:25 p.m. CBS*	
Sun., Dec. 7	at San Diego	8:30 p.m. NBC*	
Sun., Dec. 14	Miami	1:00 p.m. CBS*	
Sun., Dec. 21	at N.Y. Jets	1:00 p.m. CBS*	
Sun., Dec. 28	Buffalo	1:00 p.m. CBS*	

*Game time and network subject to possible flexible scheduling adjustment.

2014 AFC EAST STANDINGS

TEAM	W	L	T	PCT.	PF	PA
Buffalo Bills	3	2	0	.600	96	89
NEW ENGLAND	3	2	0	.600	123	107
Miami Dolphins	2	2	0	.500	96	97
New York Jets	1	4	0	.200	79	127

GAME SUMMARY

NEW ENGLAND PATRIOTS (3-2) at BUFFALO BILLS (3-2) Sunday, Oct. 12, 2014 • Ralph Wilson Stadium (73,079) • 1:00 p.m. ET

The New England Patriots will travel to face the Buffalo Bills at Ralph Wilson Stadium in a battle for first place in the AFC East. Both teams enter this week's contest with 3-2 records.

The Patriots own a 63-18 (.778) record in regular season AFC East games since the beginning of the 2001 season, the best intra-division record of any team in the NFL during that time frame.

The Patriots went over the .500 mark last week with a 43-17 victory over the Cincinnati Bengals at Gillette Stadium on Sunday Night Football, rebounding after a 41-14 loss at Kansas City on Monday Night Football the week before. The Patriots are now 36-4 (.900) in regular season games following a loss since 2003.

New England also improved to an NFL-best 38-9 record in the month of October since 2003. The Patriots will continue to promote breast cancer awareness during the month of October as part of the NFL and the American Cancer Society's 'A Crucial Catch Campaign.'



UNITED IN THE FIGHT
AGAINST BREAST CANCER

BROADCAST INFORMATION

TELEVISION: This week's game will be broadcast by FOX and can be seen locally on WFXT Channel 25 in Boston. Kenny Albert will handle play-by-play duties with Daryl Johnston as the color analyst. Tony Siragusa will work from the sidelines. The game will be produced by Barry Landis and directed by Bryan Lilley.

NATIONAL RADIO: This week's game will be broadcast to a national audience by Compass Media Networks. Chris Carrino and Brian Baldinger will call the game.

LOCAL RADIO: 98.5 FM, The Sports Hub, is the flagship station for the Patriots Radio Network. Play-by-play broadcaster Bob Socci will call the action along with former Patriots quarterback Scott Zolak, who will provide color analysis.

DIVISIONAL DOMINANCE

The New England Patriots own a 63-18 (.778) record in regular season AFC East games since the beginning of the 2001 season, compiling the best intra-division record of any team in the NFL.

NFL'S TOP DIVISIONAL RECORDS SINCE 2001

Team	W	L	T	Pct.
New England Patriots	63	18	0	.778
Indianapolis Colts	59	23	0	.720
Green Bay Packers	58	24	1	.705
Pittsburgh Steelers	58	26	0	.690

AFC EAST DIVISIONAL RECORDS SINCE 2001

Team	W	L	T	Pct.	Div. Titles	Years
New England	63	18	0	.778	11	2001, 03-07, 09-13
New York Jets	39	41	0	.488	1	2002
Miami	34	48	0	.415	1	2008
Buffalo	27	54	0	.333	0	-

WEEK 6 HIGHLIGHTS

PAGE 5: Flashback to first playoff game in Patriots-Bills history

PAGE 13: The Patriots and Bills play keep away.

PAGE 14: Brady and Gronkowski need one more TD to establish a new team record.

MEDIA CONTACTS

PATRIOTS MEDIA RELATIONS OFFICE: 508-384-4203

Stacey James, Vice President of Media Relations, staceyj@patriots.com, 508-326-6868

Aaron Salkin, Director of Media Relations, aarons@patriots.com, 508-326-6870

Christy Berkery, Social Media Manager, christyb@patriots.com, 508-549-0518

Michael Jurovaty, Asst. Director of Media Relations, mjurovaty@patriots.com, 508-326-6187

Cecily Faenza, Media Relations Coordinator, cecilyf@patriots.com, 774-254-7917

Jeremie Smith, Corporate Communications Coord., jeremies@patriots.com, 508-549-0492

GILLETTE STADIUM • ONE PATRIOT PLACE • FOXBOROUGH, MA 02035

TEL: 508-384-9105 • FAX: 508-543-9053

PATRIOTS.COM • HTTP://MEDIA.PATRIOTS.COM





ROBERT KRAFT

News & Notes

Since Robert Kraft purchased the team in 1994, the Patriots have experienced one of the most dramatic turnarounds in the history of sports. Now in his 21st season of ownership, Kraft has transformed one of the league's least successful clubs into what observers view as a model NFL franchise. In the five seasons immediately preceding his purchase (1989-93), the Patriots were a moribund team, winning just 19 of 80 games (.238 pct.) and logging the worst record in the NFL over that span. When he bought the franchise on Jan. 21, 1994,



Kraft announced his intention to bring a championship to New England, a tall order considering the team's previous success rate. But under Kraft's leadership, the Patriots have won more division titles (13), conference crowns (6) and Super Bowl championships (3) than any other NFL team. The Patriots have made six Super Bowl appearances since Kraft purchased the team, a period during which no other team has earned more than four berths. In Kraft's 20 seasons, the Patriots have qualified for the playoffs 15 times, more than doubling the franchise's accomplishments during its first 34 seasons.

	Pre-Kraft 1960-93	1989-93	Kraft Era 1994-13
Overall Record	225-276-9	19-61	241-117
Winning Pct.	.450	.238	.673
Super Bowl Titles	0	0	3
Conference Titles	1	0	6
Division Titles	3	0	13
Playoff Seasons	6	0	15
Playoff Record	4-6	-	21-12
Home Playoff Games	1	0	18
Home Playoff Record	0-1	-	15-3

A CHAMPIONSHIP TRADITION

MULTIPLE LEAGUE CHAMPIONSHIPS SINCE 2001

TEAM	LEAGUE	TITLES
Los Angeles Lakers	NBA	4
San Antonio Spurs	NBA	4
Los Angeles Galaxy	MLS	4
New England Patriots	NFL	3
Boston Red Sox	MLB	3

HIGHEST WINNING PERCENTAGE IN MAJOR PROFESSIONAL SPORTS SINCE 1994 (Regular Season)

TEAM	LEAGUE	PCT
San Antonio Spurs	NBA	.686
New England Patriots	NFL	.677
Detroit Red Wings	NHL	.660
Green Bay Packers	NFL	.638
Los Angeles Lakers	NBA	.632
Pittsburgh Steelers	NFL	.626

220 GAME SELLOUT STREAK

In the early 1990's, the Patriots seemed destined for relocation until Robert Kraft's purchase of the team rejuvenated local interest. In 1991, the season ticket base was just 17,635, barely enough to support the club. Now, the season tickets are capped and more than 50,000 fans are on a season ticket waiting list. The Patriots have sold out 220 consecutive home games, including playoff and preseason games (dating back to the 1994 season opener).

SINCE ROBERT KRAFT PURCHASED THE TEAM IN 1994

TOTAL VICTORIES SINCE 1994 (Regular Season)

New England Patriots	220
Green Bay Packers	207
Pittsburgh Steelers	203
Indianapolis Colts	197

TOTAL VICTORIES SINCE 1994 (Incl. Postseason)

New England Patriots	241
Green Bay Packers	223
Pittsburgh Steelers	220
Indianapolis Colts	209
Denver Broncos	205
Philadelphia Eagles	191

WINNING PERCENTAGE SINCE 1994 (Incl. Postseason)

TEAM	W	L	T	PCT.
New England Patriots	241	117	0	.673
Green Bay Packers	223	130	1	.631
Pittsburgh Steelers	220	130	1	.628
Denver Broncos	205	138	0	.598
Indianapolis Colts	209	142	0	.595
Philadelphia Eagles	191	154	2	.553
N.Y. Giants	180	159	1	.531

SUPER BOWL CHAMPIONSHIPS SINCE 1994

New England Patriots	3
Baltimore Ravens	2
Green Bay Packers	2
Pittsburgh Steelers	2
Denver Broncos	2
N.Y. Giants	2

CONFERENCE CHAMPIONSHIPS SINCE 1994

New England Patriots	6
Pittsburgh Steelers	4
Denver Broncos	3
Green Bay Packers	3
N.Y. Giants	3

DIVISION CHAMPIONSHIPS SINCE 1994

New England Patriots	13
Pittsburgh Steelers	10
Green Bay Packers	10
Indianapolis Colts	9

PLAYOFF VICTORIES SINCE 1994

New England Patriots	21
Pittsburgh Steelers	17
Green Bay Packers	16
Baltimore Ravens	14
Indianapolis Colts	12
San Francisco 49ers	12

PLAYOFF GAMES PLAYED SINCE 1994

New England Patriots	33
Green Bay Packers	29
Pittsburgh Steelers	27
Indianapolis Colts	26
Philadelphia Eagles	23
Baltimore Ravens	21
San Francisco 49ers	21

PLAYOFF SEASONS SINCE 1994

New England Patriots	15
Indianapolis Colts	15
Green Bay Packers	15
Pittsburgh Steelers	12
Philadelphia Eagles	12

PLAYOFF WINNING PERCENTAGE SINCE 1994

TEAM	W	L	PCT.
Baltimore Ravens	14	7	.667
New England Patriots	21	12	.636
Pittsburgh Steelers	17	10	.630
N.Y. Giants	10	6	.625
Arizona Cardinals	5	3	.625
Denver Broncos	11	8	.579
San Francisco 49ers	12	9	.571

KRAFT PRODUCES MORE WINS THAN EVERY OTHER PATRIOTS OWNER COMBINED

The Patriots have 241 wins overall under Robert Kraft. He has produced more victories than every other Patriots owner combined. Under Kraft, the Patriots are 241-117 overall since he purchased the team in 1994. Kraft's predecessors in the owner's office went 225-276-9 in the 34 years prior to his purchase of the team.



ROBERT KRAFT

21 Years of Ownership

OWNERSHIP

ESTABLISHING A WINNING TRADITION

Kraft's winning percentage with the Patriots (.673) since taking over the team in 1994 is the highest among all owners/ownership groups with at least 200 wins (regular and postseason). He is just one of four owners with at least 200 wins and a winning percentage over .600.

OWNER	TEAM	YEARS	WINNING PCT.
Robert Kraft	Patriots	1994-present	.673
Eddie DeBartalo, Jr.	49ers	1977-1999	.636
Clint Murchison, Jr.	Cowboys	1960-1983	.634
Joe Robbie	Dolphins	1966-1989	.609

ALL-TIME POSTSEASON WINS BY AN OWNER

Robert Kraft has 21 career postseason wins, tied for the fifth-most in NFL history.

WINS	OWNERSHIP
33	The Rooney Family, Pittsburgh (1933-present)
30	Green Bay Packers (1919-present)
24	the Mara Family, N.Y. Giants (1925-present)
22	Eddie DeBartalo, Jr., San Francisco (1977-1999)
21	Robert Kraft, New England (1994-present)
21	Al Davis, Oakland/Los Angeles (1972-2011)

QB STABILITY

Since 1994, the Patriots have had 15 quarterbacks on their active roster. Of this group, only four quarterbacks have started a regular-season or post-season game for the club, the fewest total of any team in the NFL. Only Drew Bledsoe and Tom Brady - have started on Opening Weekend for New England.

TEAM	STARTING QBs SINCE 1994	OPENING DAY QBs SINCE 1994
New England	4	2
Green Bay	5	2
Houston**	9	3
N.Y. Giants	8	6
Pittsburgh	10	6
Indianapolis	11	4
San Diego	12	6
Cincinnati	12	8
New Orleans	13	7
Carolina	15	9
Kansas City	15	5
Seattle	15	6
Tennessee	15	7
Buffalo	16	9
Jacksonville	16	5
San Francisco	16	6
Philadelphia	16	8
Baltimore*	16	8
Tampa Bay	17	10
Denver	17	7
N.Y. Jets	17	8
Dallas	18	5
Detroit	18	5
Atlanta	18	6
Minnesota	19	9
Miami	20	9
St. Louis	21	6
Washington	21	13
Chicago	22	9
Arizona	23	11
Cleveland	23	12
Oakland	24	11

* Since 1996

** Since 2002

A MODEL OF CONSISTENCY

With Belichick in his 15th season as head coach, the Patriots have had just three head coaches since 1994, the fewest number by far of any AFC East team.

AFC EAST TEAM	HEAD COACHES SINCE 1994
New England	3
Buffalo	7
N.Y. Jets	7
Miami	9

COACHING CONSISTENCY

Since Kraft took ownership of the team in 1994, the Patriots have had just three head coaches - Bill Parcells (1994-1996), Pete Carroll (1997-1999) and current head coach Bill Belichick (2000-present). The only team with fewer head coaches since 1994 is the Pittsburgh Steelers, who have had two - Bill Cowher (199-2006) and Mike Tomlin (2007-present).

TEAM	HEAD COACHES SINCE 1994
Pittsburgh	2
New England	3
Baltimore Ravens*	3
Houston Texans**	3
N.Y. Giants	3

* Since 1996

** Since 2002

In fact, there have been a total of 187 head coaches in the NFL since 1994, an average of 5.8 coaches per team, which is about double New England's three:

Total Head Coaches	NFL Average	Patriots
187	5.8	3

SECOND-FASTEST TO 200 WINS

Robert Kraft reached 200 career wins on Oct. 2, 2011, in the Patriots 31-19 win at Oakland. Kraft currently has 240 wins.

OWNER	TEAM	GAMES TO 200 WINS
Halas Family	Chicago	295
Robert Kraft	New England	302
Green Bay Packers, Inc.	Green Bay	302

COVER BOYS



Kraft's success as an owner has brought the Patriots a great increase in national recognition. Prior to Kraft's ownership, the Patriots had been featured on the cover of just four issues of *Sports Illustrated* (1966, 1977, 1981 and 1986). Since 1994, New England has graced the cover a total of 28 times, including 17 that feature Tom Brady alone.



PATRIOTS

Home Dominance



Since the Patriots opened Gillette Stadium in 2002, they have celebrated more regular and postseason wins than any other team in the NFL. The Patriots have the highest point differential at home, rank first in points scored and third in points allowed at Gillette Stadium.

REGULAR SEASON HOME RECORD SINCE 2002

RANK	TEAM	W	L	T	PCT.
1	New England	83	15	0	0.847
2	Baltimore	75	24	0	0.758
3	Indianapolis	74	25	0	0.747
4	Pittsburgh	69	28	1	0.709
5	Green Bay	68	29	1	0.699

HOME PLAYOFF RECORD SINCE 2002 (MIN. 5 GAMES)

RANK	TEAM	W	L	PCT.
1	Seattle	7	1	0.875
2	New England	11	3	0.786
3	Pittsburgh	6	2	0.750
4	Indianapolis	7	3	0.700
5	Philadelphia	5	4	0.556

HOME RECORD SINCE 2002 (INCLUDING PLAYOFFS)

RANK	TEAM	W	L	T	PCT.
1	New England	94	18	0	0.839
2	Baltimore	77	26	0	0.748
3	Indianapolis	81	28	0	0.743
4	Pittsburgh	76	29	1	0.722
5	Seattle	75	31	0	0.708

HOME RECORD AFTER HALLOWEEN SINCE 2002 (INCLUDING PLAYOFFS)

RANK	TEAM	W	L	T	PCT.
1	New England	54	12	0	0.818
2	Indianapolis	51	18	0	0.739
3	Baltimore	44	17	0	0.721
4	Green Bay	42	18	0	0.697
5	San Diego	39	23	0	0.629

HOME RECORD VS. NFC SINCE 2002

RANK	TEAM	W	L	T	PCT.
1	Baltimore	21	4	0	0.840
2	New England	20	4	0	0.833
3	Pittsburgh	20	4	1	0.800
4	Indianapolis	17	8	0	0.680
5	Jacksonville	15	10	0	0.600

HOME RECORD VS. DIVISIONAL OPPONENTS SINCE 2002

RANK	TEAM	W	L	T	PCT.
1	New England	31	5	0	0.861
2	Indianapolis	31	6	0	0.838
3	Green Bay	28	8	0	0.778
4	Seattle	27	9	0	0.750
5	Pittsburgh	27	10	0	0.730

POINT DIFFERENTIAL AT HOME SINCE 2002

RANK	TEAM	POINT DIFFERENTIAL
1	New England	1038
2	Baltimore	829
3	Green Bay	810
4	San Diego	703
5	Seattle	699

POINTS ALLOWED PER GAME AT HOME SINCE 2002

RANK	TEAM	POINTS ALLOWED
1	Baltimore	16.2
2	Pittsburgh	17.2
3	New England	17.3
4	Seattle	17.9
5	Green Bay	18.9

POINTS SCORED PER GAME AT HOME SINCE 2002

RANK	TEAM	POINTS SCORED
1	New England	27.9
2	Green Bay	27.1
3	San Diego	27.0
4	New Orleans	26.9
5	Indianapolis	25.9



PATRIOTS AT BILLS PLAYOFF FLASHBACK

DEC. 28, 1963

In the first playoff game for both franchises, the Boston Patriots defeated the Buffalo Bills, 26-8 to capture the AFL East title.

In the fourth season of the newly established American Football League, both the Boston Patriots and Buffalo Bills finished with identical 7-6-1 records, leaving them tied atop the Eastern division. To decide who would head to the AFL Championship Game, the teams played in the league's only season-ending tie-breaker game - the first ever playoff game for both franchises - on Dec. 28, 1963 at War Memorial Stadium in Buffalo, N.Y.

Boston was led by three current Patriots Hall of Famers in quarterback Vito "Babe" Parilli, wide receiver/kicker Gino Cappelletti and defensive end Bob Dee. Buffalo featured weapons at the skill positions with Elbert "Golden Wheels" Dubenion on the outside and Cookie Gilchrist at running back. For two teams with identical regular season records, however, the game was never in doubt.

Boston tallied the first four scores of the game, with three Cappelletti field goals and a 59-yard pass from Parilli to Larry Garron. After being held scoreless in the first half, Buffalo got their first and only points of the game when rookie quarterback Daryle "The Mad Bomber" Lamonica fittingly threw a 93-yard bomb to Dubenion. But the Patriots defense was superb, aside from that big play, limiting Gilchrist to just seven yards on eight carries and forcing six turnovers, including two interceptions each from Dee and Ross O'Hanley.

While the Patriots got the best of the Bills in the playoff debut for both franchises, Buffalo got their revenge by capturing back-to-back AFL Championships the following two seasons in 1964 and 1965.



BOSTON PATRIOTS

16
375
83
292
14-35
4
0 (0)
7-65
7-32.3
26

KEY STATISTICS



★ FIRST DOWNS ★
★ TOTAL NET YARDS ★
★ NET YARDS RUSHING ★
★ NET YARDS PASSING ★
★ COMPLETIONS-ATTEMPTS ★
★ INTERCEPTIONS ★
★ FUMBLES (LOST) ★
★ PENALTIES-YARDS ★
★ PUNTS-AVERAGE ★
★ FINAL SCORE ★




BUFFALO BILLS

13
286
7
279
19-45
1
3 (2)
9-100
8-35.1
8



A MORE DYNAMIC DUO

On that cold December afternoon, Buffalo utilized a two-headed monster at quarterback against New England, with veteran (and future 1965 AFL MVP) Jack Kemp (No. 15 right) and rookie gunslinger Daryle Lamonica (No. 12 right) each attempting over 20 passes. But neither one had success against the Patriots defense, as the pair combined to throw four interceptions. Meanwhile, Boston's dynamic duo of Gino Cappelletti (No. 20 left) and Babe Parilli (No. 15 left) - together known as the Grand Opera - were at their harmonic best. Offensively, Parilli found Cappelletti for four completions for 109 yards, including a 51-yarder. Parilli was also the holder for field goals, earning the nickname "Gold Finger," and he helped Cappelletti go a perfect 5-for-5 in the landmark victory.



Pictured: War Memorial Stadium in Buffalo, N.Y., the site of the game

SCORING SUMMARY

TEAM	PERIOD	TIME	SCORING PLAY	SCORE
Pats	1	7:35	Cappelletti 28-yard field goal	3-0
Pats	1	10:04	Garron 59-yard pass from Parilli	10-0
Pats	2	0:41	Cappelletti 12-yard field goal	13-0
Pats	2	8:22	Cappelletti 33-yard field goal	16-0
Bills	3	13:29	Dubenion 93-yard pass from Lamonica (pass good)	16-8
Pats	4	5:06	Garron 17-yard pass from Parilli (Cappelletti kick)	23-8
Pats	4	7:06	Cappelletti 36-yard field goal	26-8



PATRIOTS

vs. Bills

SERIES HISTORY



The Patriots and Bills will meet for the 109th time and for the first of two 2014 meetings. The Patriots will travel to Buffalo this Sunday and then host the Bills at Gillette Stadium on Dec. 28 in the regular-season finale. New England holds a 66-41-1 edge in the series following a series sweep in 2012 and 2013. New England has swept the series 23 times. The Patriots have won 25 of the last 28 games between the clubs, dating back to the 2000 season.

The Patriots are 31-22-1 all-time in Buffalo, including 24-16 at Ralph Wilson Stadium.

The Patriots are 35-19 all-time in home games against Buffalo, including 12-0 at Gillette Stadium.

The series between the AFC East rivals began in 1960. The Patriots 66 overall wins over the Bills are their highest victory total over any opponent, nine more than they own over the New York Jets (56).

After seven straight series sweeps and 15 straight Patriots wins, Buffalo ended the streak with a 34-31 victory at Ralph Wilson Stadium in the first meeting of the two teams in 2011 on Sept. 25. The 15-game win streak is the third longest winning streak over a single opponent in NFL history. The Patriots avenged that loss in the 2011 regular season finale on Jan. 1, 2012 by overcoming a 21-0 first quarter deficit and scoring 49 unanswered points en route to a 49-21 victory.

The teams have had many memorable matchups over the years, including a five-game span from 1999 to 2001 where four of the five contests were decided in overtime.

SERIES TRENDS

Home Record	35-19
Record in Foxborough	29-14
Foxboro Stadium	17-14
Gillette Stadium	12-0
Record in Boston	6-5
Away Record	31-22-1
War Memorial Stadium	7-6-1
Ralph Wilson/Rich Stadium	24-16
Largest Margin of Victory	46 points (2007)
Largest Margin of Defeat	35 points (1970)
Longest Win Streak	15 games (2003-2010)
Bill Belichick vs. Buffalo Bills	25-4 (25-3 with N.E)

QUICK HITS

- ★ The Patriots have recorded 66 wins over the Bills, the most by the Patriots against any one opponent - 10 more than they have over the Jets.
- ★ The Patriots have won 13 straight games against Buffalo at home, including a perfect 12-0 record at Gillette Stadium.
- ★ Bill Belichick has a 65-24 (.730) all-time regular season record against the AFC East as head coach of the Patriots.

TALE OF THE TAPE

2014 Regular Season	New England	Buffalo
Record	3-2	3-2
Divisional Standings	1T	1T
Total Yards Gained	1,699	1,626
Total Offense (Rank)	339.8 (21)	325.2 (26)
Rush Offense	122.0 (14)	107.6 (20)
Pass Offense	217.8 (19T)	217.6 (21)
Points Per Game	24.6 (12)	19.2 (28)
Total Yards Allowed	1,581	1,614
Total Defense (Rank)	316.2 (4)	322.8 (8)
Rush Defense	119.6 (17)	71.0 (2)
Pass Defense	196.6 (3)	251.8 (20)
Points Allowed/Game	21.4 (12)	17.8 (5)
Possession Avg.	31:02	29:18
Sacks Allowed/Yards Lost	11/64	8/58
Sacks Made/Yards	10/68	17/76
Total Touchdowns Scored	12	8
Penalties Against/Yards	45/466	45/372
Punts/Avg.	25/44.2	31/43.0
Turnover Differential	+6 (1T)	+6 (1T)

BRADY VS. BUFFALO

Tom Brady has led the Patriots to 22 regular-season victories over the Bills, recording his highest regular-season victory total over any opponent. Additionally, Brady has thrown for more touchdowns (54) against Buffalo than any other opponent. He has 43 touchdowns against the Dolphins and 32 against the Jets. Brady also has more 300-yard games (7) against Buffalo than any other NFL team. He has six 300-yard games against Miami.

TOM BRADY VS. BUFFALO (22-2)

Date	H/A	ATT	CMP	YDS	%	TD	INT	RT	W/L	SCORE
11/11/01	H	21	15	107	.714	1	1	78.9	W	21-11
12/16/01	A	35	19	237	.543	0	1	63.6	W(ot)	12-9
11/03/02	A	26	22	265	.846	3	0	147.6	W	38-7
12/08/02	H	27	15	183	.556	2	0	101.3	W	27-17
09/07/03	A	28	14	123	.500	0	4	22.4	L	0-31
12/27/03	H	32	21	204	.656	4	0	122.9	W	31-0
10/03/04	A	30	17	298	.567	2	0	112.9	W	31-17
11/14/04	H	35	19	233	.543	2	1	82.2	W	29-6
10/30/05	H	21	14	199	.667	1	0	113.9	W	21-16
12/11/05	A	38	29	329	.763	2	2	97.4	W	35-7
09/10/06	H	23	11	163	.478	2	1	82.3	W	19-17
10/22/06	A	27	18	195	.667	2	0	112.4	W	28-6
09/23/07	H	29	23	311	.793	4	0	150.9	W	38-7
11/18/07	A	39	31	373	.795	5	0	146.1	W	56-10
09/14/09	H	53	39	378	.736	2	1	97.8	W	25-24
12/20/09	A	23	11	115	.478	1	1	59.1	W	17-10
09/26/10	H	27	21	252	.778	3	0	142.6	W	38-30
12/26/10	A	27	15	140	.556	3	0	107.0	W	38-7
09/25/11	A	45	30	387	.667	4	4	86.1	L	31-34
01/01/12	H	35	23	338	.657	3	1	113.8	W	49-21
09/30/12	A	36	22	340	.611	3	0	120.1	W	52-28
11/11/12	H	38	23	237	.605	2	0	96.1	W	37-31
09/08/13	A	52	29	288	.558	2	1	76.4	W	23-21
12/29/13	H	24	14	122	.583	1	1	68.4	W	34-20
Career Totals		771	495	5817	.642	54	19	100.1		22-2



PATRIOTS

vs. Bills

BRADY AGAINST AFC EAST

As a starter against the AFC East, Tom Brady owns a 59-15 (.808) record. He is 22-2 against Buffalo, 18-5 against the New York Jets, 17-8 against Miami and was 2-0 against Indianapolis when they were in the AFC East (2001 season).

FIRST 2013 MEETING PATRIOTS 23, BUFFALO 21

September 8, 2013 ★ Ralph Wilson Stadium

	1	2	3	4	Final
New England Patriots	10	7	0	6	23
Buffalo Bills	0	14	7	7	21

Tom Brady helped New England overcome a 21-17 fourth-quarter deficit by marching the Patriots 49 yards in 12 plays to set up a game-winning 35-yard field goal by K Stephen Gostkowski with five seconds to play for a 23-21 season-opening win over the Buffalo Bills at Ralph Wilson Stadium.

It was the 10th straight season opening win for the Patriots, who joined Dallas (17), Miami (11) and Portsmouth/Detroit (10) as the only teams with at least 10 straight opening day wins. Brady is now 11-2 as the starting quarterback on opening day, the best among any starting quarterback in the Super Bowl era.

During the game-winning drive, Brady twice completed passes to convert on third down to WR Danny Amendola. Facing a third-and-3 from the New England 41-yard line, Brady connected with Amendola for a 6-yard gain. Later in the series, Brady completed a 10-yard pass to Amendola to convert a third-and-8 from the Buffalo 39-yard line. RB Shane Vereen scrambled for a 15-yard gain on the next play to get to the Buffalo 14-yard line and into position for the game-winning field goal. Brady finished 29-of-52 for 288 yards with two touchdowns. Amendola caught 10 passes for 104 yards, and Vereen registered his first 100-yard rushing game, gaining 101 yards on 14 carries. Julian Edelman, the veteran among the Patriots young receiving corps, caught seven passes for 79 yards, including two touchdown passes.

The Patriots turned the ball over three times, two of which led directly to Buffalo scores, while the other prevented a Patriots score after they reached the Bills' 1-yard line.

New England jumped to a 10-0 first quarter lead and were in front 17-7 early in the second quarter before Buffalo closed the half with a 14-point second quarter and then took a 21-17 lead with a touchdown on the first drive in the third quarter.

While Buffalo built a 21-17 lead heading into the fourth quarter, they managed just three first downs and 73 yards on their final five possessions. After trailing the entire first half, Buffalo rookie QB EJ Manuel put the Bills ahead after capping an 80-yard drive with an 18-yard touchdown pass to WR Stevie Johnson on the first series of the third quarter.

Turnovers led to all four touchdowns in the first half. Patriots CB Kyle Arrington forced two fumbles, one on a hit to Buffalo RB C.J. Spiller and the other on a hit to WR Marquise Goodwin. Both forced fumbles came inside Buffalo territory and set up Edelman's 9-yard touchdown reception and his 8-yard touchdown catch.

After New England took a 10-0 first-quarter lead, RB Stevan Ridley lost his footing and the ball with the Patriots at the Buffalo 24-yard line in the second quarter. Buffalo S Da'Norris Searcy recovered the loose ball and raced 74 yards for a touchdown to get Buffalo on the scoreboard. Later in the second quarter, Brady was intercepted by CB Justin Rogers on a tipped pass at the New England 37 yard-line in the closing minutes of the half. Manuel connected on a 19-yard pass to TE Scott Chandler and then an 18-yard touchdown pass to WR Robert Woods to cut the Patriots lead to 17-14 at the end of the first half.

The Patriots had two chances to recapture the lead in the second half. After Buffalo opened the second half with a touchdown drive to take the lead, Brady engineered a 15-play, 79-yard drive that ended when Brady fumbled the snap on a fourth-down play from the Buffalo 1-yard line on the ensuing drive. In the fourth quarter, the Patriots reached the Buffalo 5-yard line before settling for a field goal and a 21-20 deficit midway through the final frame.

SECOND 2013 MEETING PATRIOTS 34, BUFFALO 20

December 29, 2013 ★ Gillette Stadium

	1	2	3	4	Final
Buffalo Bills	3	0	7	10	20
New England Patriots	6	10	0	18	34

Running back LeGarrette Blount ran for 189 yards and touchdown runs of 36 and 35 yards and had kickoff returns of 83 and 62 yards for a franchise record of 334 total yards in the Patriots 34-20 victory over the Buffalo Bills.

The victory pushed the Patriots to a 12-4 record and a record ninth first-round bye since the current playoff format was instituted in 1990. The Patriots finished with the second seed in the AFC playoff field, behind Denver. The win also gave the Patriots a perfect 8-0 record at home for the sixth time in team history.

The Patriots won their 13th straight game against Buffalo at home, including a 12-0 record at Gillette Stadium.

A steady rain made throwing the ball tough on both teams, but the Patriots offense generated 267 yards on the ground on 43 attempts for a 6.2-yard average. Blount averaged 7.9 yards per carry. The Patriots had 173 yards rushing in the first half, including 118 yards by Blount.

K Stephen Gostkowski matched a then career-high with four field goals and broke his own record for most field goals in a season with 38. He also set a franchise record for most points in a season with 158.

After both teams opened the game with field goal drives, the Patriots second possession led to a second field goal to give the Patriots a lead that they would not relinquish.

Blount gave the Patriots a 13-3 lead early in the second quarter when he scored on a 36-yard touchdown run. Gostkowski added a 29-yard field goal as time expired at the end of the first half for a 16-3 halftime lead.

Buffalo closed the gap to 16-10 in the third quarter when QB Thad Lewis completed a 12-yard touchdown pass to WR T.J. Graham.

Blount took the ensuing kick 83 yards to the Buffalo 20-yard line to set up a Tom Brady 5-yard touchdown pass to RB Shane Vereen early in the fourth quarter. A successful two-point play from Brady to WR Julian Edelman made it 24-10. Buffalo responded with a 10-play, 80-yard drive that ended with a 5-yard touchdown run by RB Fred Jackson to make it 24-17, but Blount took the ensuing kick 62 yards to the Buffalo 40-yard line to help set up a field goal to extend the Patriots lead to 27-17.

LB Manny Lawson intercepted a Brady pass at midfield, which helped lead to a Buffalo field goal to make it 27-20 with 3:26 to play. Buffalo attempted an onside kick that was recovered by DB Nate Ebner. Two plays, later, Blount ran for a 35-yard touchdown to make it 34-20 with under three minutes to play.



PATRIOTS

v s . Bills

CONNECTIONS

NEW ENGLAND TIES

- ★ Bills **CB Corey Graham** attended New Hampshire from 2003-06, starting all 42 games and recording 302 tackles, 12 INTs, 31 passes defended, four forced fumbles and three fumble recoveries. He also holds the New Hampshire school record with 1,787 kickoff return yards on 65 returns and three touchdowns.
- ★ Bills **WR Marcus Easley** attended Bunnell HS in Stratford, Conn. and won a pair of state playoff berths in his final two seasons before playing collegiately at the University of Connecticut, where he finished his career with 53 catches for 997 yards and eight touchdowns.
- ★ Bills **head coach Doug Marrone** was the offensive line coach at Northeastern in 1994.
- ★ Bills **head strength and conditioning coach Eric Ciano** earned his bachelor's degree in 1997 from Springfield (Mass.) College, where he lettered in football.

BUFFALO TIES

- ★ Patriots **TE Rob Gronkowski** attended Williamsville HS just outside Buffalo, N.Y., for three years, earning first-team All-Western New York honors and second-team all-state as a junior in 2005.
- ★ Patriots **DE Chandler Jones** was born in Rochester, N.Y., and attended Union-Endicott HS in Endicott, N.Y., where he was a 2007 SuperPrep All-Northeast and PrepStar All-East Region selection. He went on to play collegiately at Syracuse University, where he was an All-Big East selection as a junior in 2011 after posting 39 tackles and 4½ sacks.
- ★ Patriots **defensive coordinator Matt Patricia** attended Vernon-Vernon-Sherrill HS in Sherrill, N.Y., before going on to serve as a graduate assistant at Syracuse from 2001-03.
- ★ Patriots **tight ends coach Brian Daboll** is a Buffalo, N.Y., native who attended St. Francis HS before playing collegiately at the University of Rochester. As a senior safety in 1997, Daboll once recorded three interceptions in a game.
- ★ Patriots **running backs coach Ivan Fears** coached the wide receivers at Syracuse from 1980-90.

FORMER PATRIOTS

- ★ Bills **LB Brandon Spikes** was originally drafted by New England in the second round (62nd overall) of the 2010 NFL Draft. He started 39 games over four seasons with the Patriots, totaling 286 tackles, one sack, 12 passes defended and two interceptions.
- ★ Bills **defensive line coach Pepper Johnson** began his coaching career as an assistant linebackers coach for the Patriots in 2000. He coached the inside linebackers from 2001-03, the defensive line from 2004-11 and the linebackers from 2012-13.
- ★ Bills **TE Lee Smith** was originally selected by New England in the fifth round (159th overall) of the 2011 NFL Draft before being claimed off waivers and awarded to Buffalo on Sept. 4, 2011.

CONNECTIONS (CONT'D)

FORMER BILLS

- ★ Patriots **LB Chris White** was originally drafted by Buffalo in the sixth round (169th overall) of the 2011 NFL Draft. He appeared in 22 games for the Bills from 2011-12, playing mostly on special teams and recording two tackles and one forced fumble.
- ★ Patriots **LS Danny Aiken** went to training camp with Buffalo after joining the team as a rookie free agent out of Virginia in 2011. He was waived by Buffalo at the end of training camp and was claimed off waivers by the Patriots.

FORMER NFL TEAMMATES

- ★ Patriots **head coach Bill Belichick** coached Bills **defensive line coach Pepper Johnson** for several seasons. Johnson was drafted as a linebacker by the New York Giants in 1986, when Belichick was serving as the Giants defensive coordinator, and stayed with Belichick through the 1990 season. From 1993-95, Belichick coached Johnson in Cleveland, where he was the Browns head coach. Finally, Johnson finished out his playing career with the New York Jets from 1997-98, when Belichick was the team's assistant head coach/defensive backs.
- ★ Patriots **offensive coordinator/quarterbacks Josh McDaniels** coached Bills **QB Kyle Orton** when he was head coach of the Denver Broncos from 2009-10. Orton started 28 games over the course of those two seasons, which were the best of his career. He set career highs in touchdowns (21) and yards (3,802) in 2009, and then established a career high in passer rating (87.5) in 2010.
- ★ Patriots **special teams coach Scott O'Brien** (special teams) and Bills **defensive coordinator Jim Schwartz** (defensive assistant) were both on the Baltimore Ravens coaching staff from 1996-98.
- ★ Schwartz began his NFL career as a college and pro scout under Bill Belichick in Cleveland from 1993-1995.

FORMER COLLEGE TEAMMATES

- ★ Patriots **DE Chandler Jones** played under Bills **head coach Doug Marrone** from 2009-11, when Marrone was head coach of the Orange.
- ★ Patriots **C Bryan Stork** (2010-13), Bills **QB E.J. Manuel** (2008-12) and **LB Nigel Bradham** (2008-11) were teammates at Florida State.
- ★ Patriots **WR Brandon LaFell** (2005-09), **RB Stevan Ridley** (2007-10) and Bills **CB Ron Brooks** (2008-11) were teammates at Louisiana State.
- ★ Patriots **LB Dont'a Hightower** and Bills **DT Marcell Dareus** were teammates at Alabama from 2008-10. Hightower also played with Bills **OT Cyrus Kouandjio** at Alabama in 2011.
- ★ Patriots **LB Chris White** (2009-10), **LB Deontae Skinner** (2009-13) and Bills **RB Boobie Dixon** (2006-09) were teammates at Mississippi State.
- ★ Patriots **OL Marcus Cannon** and Bills **DE Jerry Hughes** were teammates at Texas Christian from 2006-09.
- ★ Patriots **DE Rob Ninkovich** and Bills **QB Kyle Orton** played together at Purdue in 2004. In a game against Notre Dame on Oct. 2, Ninkovich posted two sacks and also caught a touchdown pass from Orton.
- ★ Patriots **WR Aaron Dobson** and Bills **TE Lee Smith** were offensive teammates at Marshall from 2009-10.



PATRIOTS

Last Game

PATRIOTS 43, BENGALS 17

October 5, 2014 ★ Gillette Stadium

	1	2	3	4	Final
Cincinnati Bengals	0	3	14	0	— 17
New England Patriots	14	6	14	9	— 43

Six days after being embarrassed on Monday Night Football, the New England Patriots responded with a 43-17 rout of the previously undefeated Cincinnati Bengals in a Sunday Night Football game at Gillette Stadium. The Bengals entered the game ranked first in the NFL, allowing just 11.0 points per game.

QB Tom Brady became the sixth NFL player to reach 50,000 career passing yards, completing 23-of-35 passes for 292 yards with two touchdowns. He led the Patriots to scores on his first two drives for a 14-0 lead and helped the Patriots take a 20-3 halftime lead.

The Patriots ground game chalked up 220 yards, including a 113-yard rushing performance by RB Stevan Ridley and a 90-yard performance by RB Shane Vereen. TE Rob Gronkowski registered his 13th 100-yard day, finishing with six receptions for 100 yards with one touchdown.

K Stephen Gostkowski drilled a career-high five field goals, including a 48-yarder and a 47-yarder. The Patriots defense forced three fumbles, including one on a kickoff that was returned 9 yards for a touchdown by DB Kyle Arrington. In addition, the Patriots defense did not allow the Bengals to convert a third-down on seven attempts.

The Patriots opened the game with a 10-play, 80-yard drive that was highlighted by a 30-yard pass from Brady to TE Tim Wright and culminated with a 1-yard touchdown run by Ridley. After the Bengals missed on a 52-yard attempt on the next series, the Patriots offense took over and Brady connected with Gronkowski for a 27-yard gain, before finishing a 6-play, 58-yard drive with a 16-yard touchdown pass to Wright for a 14-0 first quarter lead.

After Cincinnati scored on a 23-yard field goal in the second quarter, the Patriots scored two field goals in the final five minutes of the first half for a 20-3 halftime lead. A 48-yard field goal by Gostkowski put the Patriots in front 17-3. Then on the ensuing drive, DB Darrelle Revis forced a fumble after a short reception by WR A.J. Green and LB Jamie Collins recovered the ball at the Cincinnati 25-yard line to set up a 19-yard field goal and a 20-3 first half lead.

A 47-yard punt return in the beginning of the third quarter helped set up a 37-yard touchdown pass from QB Andy Dalton to Green to close the Patriots lead to 20-10.

The Patriots responded on their next drive, as Brady completed a 17-yard pass to Gronkowski, a 25-yarder to Wright, combined with runs of 14 and 19 yards by Vereen, in a drive that ended with Brady throwing a 16-yard touchdown pass to Gronkowski for a 27-10 lead.

Cincinnati KR Brandon Tate was stripped of the football on the ensuing kickoff by RB Brandon Bolden, and Arrington picked up the fumble and dove into the end zone for a touchdown and 34-17 lead.

Gostkowski drilled three field goals on New England's first three fourth quarter drives for a 43-17 final.

THIRD-DOWN

DEFENSE

0-7

The Patriots defense held the Bengals offense to 0-for-7 on third-down attempts on Sunday night, marking the first time since Oct. 1, 2007 - also against Cincinnati - that the New England defense has held its opponent to zero third-down conversions in a game.



BOUNCE BACK PATS

Since the beginning of 2003, the Patriots are 36-4 (.900) in regular-season games following a loss, including nine straight following a defeat. The Patriots have dropped back-to-back regular season games just four times since 2003 (2006, 2009, 2011 and 2012). As a starter, Tom Brady is 37-8 in games following a loss.

FUMBLEROOSKI

The Patriots recovered three Cincinnati fumbles and converted those three turnovers into 13 points. The last time New England recovered three or more opponent fumbles was on Nov. 22, 2012, when they recovered four New York Jets fumbles on Thanksgiving night in New York.

Against the Bengals, Darrelle Revis forced an A.J. Green fumble in the second quarter, and Jamie Collins recovered the loose ball to set up a New England field goal drive. In the third quarter, Brandon Bolden forced Cincinnati's Brandon Tate to fumble on a kickoff return, and Kyle Arrington recovered and returned the fumble nine yards for a touchdown. Then in the fourth quarter, Arrington forced Dane Sanzenbacher to fumble following a reception and Duron Harmon recovered the loose ball to set up another New England field goal drive.

FEELING RIGHT AT HOME VS. AFC

The Patriots improved to 83-15 (.847) at Gillette Stadium in regular-season games.

With the win over Cincinnati, New England has now won 32 straight games at home against AFC opponents. The Patriots' 32 straight home wins against a conference is the longest in NFL history (following the 1970 merger). The Miami Dolphins are second in NFL history with 21 straight home conference wins (1971-1974). Cincinnati has the second longest active streak with nine straight home conference wins.

The Patriots last loss at home against an AFC opponent was a 33-10 loss vs. Pittsburgh on Nov. 30, 2008.

HIGHEST WIN PCT. AT STADIUM SINCE 1970 (MIN. 25 GAMES)

Team	Stadium	W-L-T	Win Pct.
New England	Gillette Stadium	83-15-0	.847
Miami	Orange Bowl	101-22-1	.819

HOME WIN STREAK REACHES 11

The Patriots won their 11th consecutive home game, tying the Bengals for the longest current home winning streak in the NFL. The Patriots have not lost a regular-season home game since December 16, 2012, when San Francisco left Foxborough with a 41-34 win.

MOST CONSECUTIVE HOME VICTORIES (CURRENT STREAKS)

New England	11
Cincinnati	11
New Orleans	10
Philadelphia	7
San Diego	5



PATRIOTS

Last Game

OFFENSE CLICKS EARLY

The Patriots scored touchdowns on their first two offensive drives against the Bengals. The last time the Patriots scored touchdowns on their first two offensive drives was in a 42-14 win vs. Houston on Monday Night Football on Dec. 10, 2012. It also marked the first time in 2014 that the Patriots scored first.

AIRING IT OUT

The Patriots extended their streak to 43 straight home games with at least one touchdown pass in the win vs. Cincinnati, the longest streak in post-merger NFL history. The last time the Patriots did not have a touchdown pass in a home game was in a 33-10 loss vs. Pittsburgh on Nov. 30, 2008.

MOST CONSECUTIVE HOME GAMES WITH A TOUCHDOWN PASS SINCE 1970

Team	Gm	Start	End	Record
New England Patriots	43	12/21/08	Current	40-3
New Orleans Saints	40	10/18/09	Current	31-9
Green Bay Packers	36	10/05/08	12/02/12	29-7
Miami Dolphins	32	09/11/83	12/22/86	26-6
Green Bay Packers	29	11/03/96	09/03/00	24-5

SECOND-HALF LOCKDOWN

The Patriots have now won 69 straight home games when leading at halftime, adding to their NFL record. The last Patriots loss at home after leading at halftime was on Dec. 24, 2000 (vs. Miami), when the Patriots lost 27-24 after leading 21-17 at halftime. New England has never lost a game at Gillette Stadium when trailing at halftime, going 63-0 since 2002.

RUSH TO VICTORY

39-1

Since 2000, New England is 39-1 when a Patriot eclipses 100 yards rushing after Stevan Ridley gained 113 yards rushing vs. Cincinnati (10/05/14).

The only loss during the Bill Belichick era came at Miami on Dec. 20, 2004, when Corey Dillon rushed for 121 yards on 26 carries and the Patriots lost to the Dolphins, 29-28. Since then, New England is 26-0 with a 100-yard rusher.

PILING UP THE YARDS

Stevan Ridley gained 113 rushing yards on 27 carries, while Rob Gronkowski hauled in 100 receiving yards on six receptions, marking the 31st time in team history that the Patriots have churned out a 100-yard rusher and receiver in the same game. It was the first time the Patriots achieved that feat since Shane Vereen (101 rush) and Danny Amendola (104 rec) at Buffalo on Sept. 8, 2013.

GROUND CONTROL

The Patriots had 220 rushing yards as a team against Cincinnati. Stevan Ridley led the way with 113 rushing yards, while Shane Vereen added 90 rushing yards. It was the first time this season the Patriots broke the 200-yard rushing mark. In 2013, the Patriots achieved the feat once, totaling 267 rushing yards in the regular-season finale against Buffalo (12/29/13). The Patriots improved to 64-7 all-time when rushing for 200 or more yards in a game.

SEASON-HIGH OUTPUT

The Patriots scored 43 points vs. the Bengals, marking a season-high output and totaling the most points in a game team since a 55-31 win over Pittsburgh on Nov. 3, 2013. Cincinnati entered the game ranked first in the NFL in allowing just 11 points per game. The Bengals had allowed only 33 total points in three games prior to Sunday's matchup.



BRADY JOINS ELITE 50K GROUP

Tom Brady became the sixth NFL player to reach 50,000 passing yards. He entered the Cincinnati game needing 60 yards to reach the mark and passed the milestone on a 27-yard pass to TE Rob Gronkowski in the first quarter.

Player	Passing yards
1. Brett Favre	71,838
2. Peyton Manning	66,257
3. Dan Marino	61,361
4. Drew Brees	52,655
5. John Elway	51,475
6. Tom Brady	50,232
7. Warren Moon	49,325
8. Fran Tarkenton	47,003
9. Vinny Testaverde	46,233
10. Drew Bledsoe	44,611

BRADY'S SUCCESS VS. AFC FOES

Tom Brady won his 40th straight regular-season home game as a starting quarterback against an AFC opponent. Brady is now 66-8 in his career as a starting quarterback against AFC teams. The last time that Brady lost a home regular season game to an AFC opponent was on Nov. 12, 2006, when the Patriots lost to the New York Jets, 17-14.

BRADY & GRONK TIE TEAM MARK

Rob Gronkowski and Tom Brady connected on their 45th touchdown pass and tied a Patriots record for most touchdown connections on a 16-yard touchdown pass in the third quarter. Drew Bledsoe and Ben Coates also connected on 45 touchdown passes.



PATRIOTS

Last Game

GRONKOWSKI EXTENDS RECORD

TE Rob Gronkowski finished with 100 yards on six receptions for his 13th career game with 100 or more receiving yards. It was the first time since Dec. 21, 2013 that Gronkowski had 100 or more receiving yards. Gronkowski's 13 100-yard games extended his team record for most 100-yard receiving games by a tight end.

RIDLEY ECLIPSES CENTURY MARK

Stevan Ridley totaled 113 yards on 27 carries, marking his second 100-yard rushing game of the season, after eclipsing the century mark once in 2013. Ridley had 101 rushing yards at Minnesota on Sept. 14, 2014. Ridley now has seven career 100-yard rushing games.

RIDLEY GOES LONG

RB Stevan Ridley had a 43-yard run in the third quarter, which was the longest rush of his career. His previous best was a 41-yard run against St. Louis in London on Oct. 28, 2012.

JONES FORCES A CINCY FIRST

Chris Jones sacked Bengals QB Andy Dalton for an 8-yard loss on third down in the fourth quarter. The sack raised Jones's season total to 1½ sacks and was the first sack that Cincinnati had allowed in 2014.

ARRINGTON SCORES AGAIN

DB Kyle Arrington returned a Cincinnati fumble forced by Brandon Bolden on a third-quarter kickoff 9 yards for a touchdown. It marked his third career touchdown. He returned a blocked field goal 35 yards for a touchdown at Miami (10/4/10) and returned his first career interception 36 yards for a touchdown vs. Green Bay (12/19/10).

The last time the Patriots had a special teams fumble returned for a touchdown was a 22-yard fumble return by Julian Edelman at the New York Jets on Nov. 22, 2012 on Thanksgiving night. It is the 51st fumble returned for a touchdown in team history and the 16th since Bill Belichick became coach.

REVIS MAKES PRESENCE KNOWN

CB Darrelle Revis played in his 100th NFL game and forced an A.J. Green fumble with just over a minute left in the first half. Jamie Collins recovered the loose ball at the Cincinnati 28-yard line. The turnover set up a New England field goal drive that extended the Patriots' lead to 20-3 going into halftime.

Revis's forced fumble came on a 19-yard catch by Green that was Green's only reception of the first half. Revis also has an interception in 2014, and has now forced two turnovers in five games this season.

THE WRIGHT STUFF

TE Tim Wright caught his first touchdown as a Patriot on a 17-yarder from Tom Brady in the first quarter. As a rookie in 2013 with Tampa Bay, Wright had five touchdown receptions. Wright finished the game with a season high 85 yards on five receptions.

KICKING A CAREER HIGH

Stephen Gostkowski made five field goals, setting a new career high for most field goals in a game. His previous career high was four field goals, achieved on Sept. 16, 2012, vs. Arizona. Gostkowski's five field goals tie the second highest single-game total in Patriots history, trailing only Gino Cappelletti's six successful field goals on Oct. 4, 1964. The last time a Patriots player had five field goals in a game was on Nov. 14, 2004, when Adam Vinatieri had five field goals vs. Buffalo.

CLUTCH KICKS CONTINUE

Stephen Gostkowski made three field goals in the fourth quarter and has now made 30 consecutive fourth-quarter field goals.

A PERFECT START

Stephen Gostkowski was 5-for-5 on field goals vs. Cincinnati, improving to 13-for-13 on the 2014 season. Gostkowski has now made 20 straight regular-season field goals dating back to Dec. 15, 2013.

QUICK HITS

- ★ The Patriots offense started the game with two big pass plays, as **Tom Brady** hit **Brandon LaFell** for a 20-yard gain on the game's first play from scrimmage and then two plays later, Brady found Tim Wright for a 30-yard gain. The 50 passing yards were key plays on the Patriots' game-opening touchdown drive.
- ★ **Tom Brady** picked up a first down on a quarterback sneak on fourth-and-one at the Bengals' 5-yard line, extending New England's game-opening touchdown drive.
- ★ First-year defensive tackle **Casey Walker**, who made his NFL debut, wrapped up Jeremy Hill for a 4-yard loss on a rush in the second quarter.
- ★ **Shane Vereen** picked up 19 yards on a rush on third-and-16 in the third quarter, getting a key first down to extend a Patriots touchdown drive that made the score 27-10, answering a Cincinnati score that had cut the Patriots lead to 20-10.

STARTING BLOCKS

- ★ **Ryan Wendell** started at right guard, marking his first start at right guard since he started the final two games at right guard in 2010. He started one game at left guard in 2011. Wendell played at right guard last week at Kansas City in the fourth quarter.
- ★ First-round draft pick **Dominique Easley** made his first NFL start.
- ★ Rookie free agent **LB Deontae Skinner** made his first NFL start.
- ★ First-year **DL Casey Walker** played in his first NFL game.



PATRIOTS

Team Notes

OCTOBER FEST

The Patriots are an NFL-best 38-9 (.809) during the month of October since 2003, including 23-1 (.958) at home during that stretch. The only home loss in October since 2003 was a 41-17 victory by San Diego (10/2/05).

MOST WINS OCTOBER SINCE 2003

Team	Wins	Losses	Pct.
New England	38	9	.809
N.Y. Giants	34	11	.755
Indianapolis	28	13	.683
Pittsburgh	28	14	.667
Green Bay	28	15	.651

BEST OCTOBER HOME RECORD SINCE 2003

Team	Wins	Losses	Pct.
New England	23	1	.958
Indianapolis	14	3	.823
Pittsburgh	16	5	.762
N.Y. Giants	18	6	.750

PATRIOTS 2014 CAPTAINS

The Patriots 2014 team captains were elected by their teammates.

OFFENSE

★ QB Tom Brady and C Dan Connolly

DEFENSE

★ DL Vince Wilfork, LB Jerod Mayo and S Devin McCourty

SPECIAL TEAMS

★ Matthew Slater

Brady has been chosen as a captain for the 13th straight season. Wilfork is a captain for the seventh straight season, Mayo is in his sixth season serving as a captain. McCourty and Slater are captains for a fourth time, and Connolly is a captain for the first time.

DECADE OF DOMINANCE

The Patriots record of 127-38 (.770) over the past 10 seasons is the best in the NFL. Over the past 10 years, only four NFL teams have posted a winning percentage of .600 or better.

BEST RECORDS SINCE 2004

Team	W	L	T	Pct.
New England	127	38	0	.770
Indianapolis	114	51	0	.690
Pittsburgh	108	57	0	.654
San Diego	104	61	0	.630
Green Bay	99	65	1	.603

NOTES OF INTEREST

BILL BELICHICK

- ★ Bill Belichick (221) is in fifth place all time on the NFL wins list. He needs 9 more wins to move past Curly Lambeau (229) into fourth place.
- ★ Belichick (19) needs one more postseason victory to break a tie with Don Shula (19) for second place in postseason wins, behind Tom Landry (20) for most playoff wins by a head coach.
- ★ Belichick has five conference titles and needs one more to match Don Shula, who led his teams to six Super Bowls.
- ★ Belichick has led the Patriots to 13 consecutive winning records (2001-13), third all time behind 20 by Tom Landry (1966-85) followed by 14 by Curly Lambeau (1934-47).

TOM BRADY

- ★ Tom Brady has 59 career 300-yard games and ranks fifth all-time for most 300-yard games, third among active players.
- ★ Brady (4,343) reached 4,000 passing yards in 2013 for the sixth time in his career. He joins Dan Marino (6), Brett Favre (6), Drew Brees (8) and Peyton Manning (13) as the only players to have at least five seasons with 4,000 passing yards.
- ★ Brady (151) led the Patriots to his 150th career regular-season win, joining Brett Favre (186) and Peyton Manning (170) as the only NFL quarterbacks with at least 150 career wins as a starter.

JULIAN EDELMAN

- ★ Julian Edelman finished with 105 receptions in 2013 to join Wes Welker (2007-09, 11-12) and Troy Brown (2001) as the only Patriots players to reach 100 receptions in a season. Edelman averaged 6.4 receptions per game in 2013.
- ★ Edelman finished with 1,056 receiving yards in 2013 to become the 10th Patriots player to register a 1,000-yard season.

ROB NINKOVICH

- ★ Rob Ninkovich has 11 fumble recoveries since 2010, the most of any player in the NFL over that time. Vince Wilfork is second with seven.
- ★ Ninkovich is the first Patriots player with back-to-back seasons with at least eight sacks (8 in 2012 and 12 in 2013) since Willie McGinest in 1995 (11) and 1996 (9.5). He is the only player to accomplish the feat during Belichick's tenure as head coach in New England.

STEPHEN GOSTKOWSKI

- ★ Stephen Gostkowski set the franchise record for most points in a season with 158 total points in 2013.
- ★ Gostkowski broke his own franchise record with 38 field goals in 2013. He originally set the record with 36 field goals in 2008.



PATRIOTS

Team Notes

THE GREAT EIGHT

The Patriots have the most overall wins among the original eight AFL teams.

OVERALL VICTORY TOTAL OF ORIGINAL AFL TEAMS (REGULAR AND POSTSEASON)

TEAM	W	L	T
New England Patriots	466	393	9
Oakland Raiders	459	397	11
Denver Broncos	455	397	10

PICKS & SACKS

The Patriots defense forced four interceptions and registered six sacks at Minnesota (09/14/14). It is the fifth time in team history that the team has achieved that feat.

DATE	GAME	SACKS	INTERCEPTIONS
09/14/14	at Minnesota	6.0	4
12/01/96	at San Diego	6.0	4
12/04/77	at Atlanta	8.0	4
11/29/64	at Houston	7.0	4

PLAYING KEEP AWAY

The Patriots are tied for second in the NFL with 11 takeaways and this week's matchup with Buffalo features two of the league's top clubs in turnover differential.

NFL LEADERS - TURNOVER DIFFERENTIAL

Rank	Team	TAKE-AWAYS			GIVE-AWAYS			NET Diff
		Int	Fum	Total	Int	Fum	Total	
1t)	New England	6	5	11	2	3	5	= +6
1t)	Buffalo	6	4	10	4	0	4	= +6
1t)	San Diego	3	5	8	2	0	2	= +6
1t)	Green Bay	7	3	10	2	2	4	= +6
5)	San Fran.	6	4	10	4	1	5	= +5

TAKING CARE OF BALL PAYS OFF

The teams with the most games with no interceptions since 2002:

TEAM	GAMES WITH 0 INTS	W-L-T	WIN PCT.
New England	102	91-11-0	.892
Jacksonville	93	56-37-0	.602
Philadelphia	89	64-25-0	.719
Indianapolis	88	74-14-0	.841
Kansas City	88	53-35-0	.602
San Diego	85	66-19-0	.776
San Francisco	85	66-18-1	.782
Baltimore	83	70-13-0	.843
Tennessee	82	62-20-0	.756
Denver	81	63-18-0	.778

TURNOVERS A PLUS

The Patriots led the AFC in turnover ratio and total takeaways for three straight seasons (2010-2012). The Patriots led the NFL in turnover ratio in 2010 and 2012 and finished second in the NFL in total takeaways in 2012 and 2010. The Patriots finished third in the AFC with +9 turnover ratio in 2013. The Patriots enter this week's game tied for first with Buffalo with a turnover ratio of +6 and tied for second in the NFL with 11 total takeaways.

Year	Turnover Ratio	Total Takeaways
2012	+28	38
2011	+17	34
2010	+25	41

BEST INTERCONFERENCE RECORD

Since realignment in 2002, the Patriots are now 40-9 vs. NFC clubs, the best inter-conference record in the NFL.

Team	Record
New England	40-9
Pittsburgh	34-15-1
Indianapolis	32-17
Tennessee	30-19
Baltimore	30-19
Atlanta	29-19-1



2014

What To Watch For

BILL BELICHICK

WINNING SEASONS

Belichick (13 straight winning seasons) needs one more winning season to tie Curly Lambeau (14) for the second-most consecutive winning seasons all time, trailing only Tom Landry with 20.

MOVING ON UP

Belichick (221 overall career wins) needs 9 wins to move past Curly Lambeau (229) and move into fourth place on the NFL's all-time list.

POSTSEASON SUCCESS

Belichick (19 playoff wins) needs one more playoff win as a head coach to break a tie with Don Shula (19) and move into a first-place tie with Tom Landry (20) for most postseason wins as a head coach.

SUPER STATUS

Bill Belichick needs to reach one more Super Bowl as a head coach to tie Don Shula for the most conference title, with six.

CAREER WINS

Bill Belichick now has 202 career regular season wins, fifth all-time in NFL history.

HEAD COACH	CAREER WINS
Don Shula	328
George Halas	318
Tom Landry	250
Curly Lambeau	226
Bill Belichick	202

TOM BRADY

TOUCHDOWN TOM

Brady currently sits in fifth place for most career touchdown passes with 365 and needs five more TD passes to become the fifth NFL player with at least 370 career touchdown passes.

300-YARD GAMES

Brady currently sits in fifth place all-time with 59 career 300-yard passing games. Brett Favre (62), Dan Marino (63), Drew Brees (81) and Peyton Manning (86) are the only quarterbacks in front of him.

30 TD PASSES

If Brady reaches 30 or more touchdowns passes in 2014, he will become just the fourth player in NFL history with at least 30 or more touchdown passes in five seasons.

4,000-YARD PASSING SEASON

If Brady reaches 4,000 passing yards in 2014, he will be just the third player in NFL history with at least seven 4,000-yard passing seasons.

PLAYER OF THE WEEK

Brady (24) needs two more AFC Offensive Player of the Week honors to tie Peyton Manning (26) for the most player of the week honors in NFL history.

LEAGUE LEADER

Brady has led the league in touchdown passes three times in his career and can tie Drew Brees, Len Dawson, Brett Favre, Johnny Unitas and Steve Young (4) for the most seasons leading the league in touchdown passes.

SPECIAL CONNECTION

Rob Gronkowski and Tom Brady connected on their 45th touchdown pass vs. Cincinnati (10/5), tying Drew Bledsoe and Ben Coates for the most touchdown connections in Patriots history.

THE MOST TD CONNECTIONS IN PATRIOTS HISTORY

Quarterback	Player	TD Connections
Drew Bledsoe	Ben Coates	45
Tom Brady	Rob Gronkowski	45
Tom Brady	Randy Moss	39
Steve Grogan	Stanley Morgan	39



2014

What To Watch For

JULIAN EDELMAN

TOP-FLIGHT RETURNER

Edelman has returned 119 punts for 1,427 yards during his career. He is tied for first in team history and seventh in NFL history with a 12.0 average.

HIGHEST PUNT RETURN AVERAGE IN THE NFL (75 Returns)

Player	Punt Rt Avg.	Year
George McAfee (Chicago)	12.8 (112-1,431)	(1940-41, 45-50)
Jack Christiansen (Detroit)	12.8 (85-1,084)	(1951-58)
Claude Gibson (SD, OAK)	12.6 (110-1,381)	(1961-65)
Devin Hester (CHI, ATL)	12.3 (272-3,356)	(2006-present)
Bill Dudley (PITT, DEN, WAS)	12.2 (124-1,515)	(1942-53)
Rick Upchurch (DEN)	12.1 (248-3,008)	(1975-83)
Julian Edelman (NE)	12.0 (119-1,427)	(2009-present)

STEPHEN GOSTKOWSKI

NFL SCORING LEADER #1

Stephen Gostkowski has led the NFL in scoring in each of the last two seasons (2012-13). He can become just the fifth NFL player to lead the NFL in scoring in at least three consecutive seasons, joining Don Hutson (1940-44), and Gino Cappelletti (1963-66), Pat Harder (1947-49) and Paul Hornung (1959-61). Gostkowski leads the NFL with 51 points so far in 2014.

NFL SCORING LEADER #2

If Stephen Gostkowski leads the NFL in scoring in 2014, he will join Don Hutson (5) and Gino Cappelletti (5) as the only NFL players to lead the NFL in scoring in at least four seasons. Gostkowski has led the NFL in scoring in 2008, 2012 and 2013.

KICKING INTO THE RECORD BOOKS

Gostkowski (1,074) needs 85 points to become the Patriots all-time leader and move past Adam Vinatieri (1,158). He needs 57 points to pass Gino Cappelletti (1,130) for second all-time.

ROB GRONKOWSKI

TOP-10 IN POINTS SCORED

Gronkowski (282 points scored) moved into the top 10 for most points scored in Patriots history and needs 13 points to move past Sam Cunningham (294) into ninth place all-time.

ALL-TIME TDS

Gronkowski (47 touchdowns) moved past Jim Nance (46) into sole possession of fifth all-time in Patriots touchdowns. He needs three more TDs to move past Sam Cunningham (49) into fourth place all-time in team history.

PROLIFIC

COMBINATION

45

Rob Gronkowski and Tom Brady tied former Patriots Drew Bledsoe and Ben Coates for the second-most QB to TE touchdowns in NFL history after a 16-yard TD vs. Cincinnati.

Quarterback	Tight End	Team	TD Connections
Philip Rivers	Antonio Gates	San Diego	65
Tom Brady	Rob Gronkowski	New England	45
Drew Bledsoe	Ben Coates	New England	45
Drew Brees	Jimmy Graham	New Orleans	44
Peyton Manning	Dallas Clark	Indianapolis	44
Sonny Jurgensen	Jerry Smith	Washington	43
Dan Fouts	Kellen Winslow	San Diego	41
John Elway	Shannon Sharpe	Denver	41

RECEPTIONS STREAK

Gronkowski enters this week with a streak of 55 consecutive regular-season games with a reception - every regular season game of his career since 2010.

LONGEST CURRENT STREAKS OF CONSECUTIVE GAMES WITH A RECEPTION BY TIGHT ENDS

- 93 Owen Daniels (Houston/Baltimore)
- 92 Jason Witten (Dallas)
- 86 Heath Miller (Pittsburgh)
- 55 Rob Gronkowski

JEROD MAYO

LEADING TACKLER

Jerod Mayo is currently tied with Vincent Brown at five years leading the team in tackles. He needs one more 100-tackle season to tie Fred Marion (6) for the all-time lead.

TEAM

SEEKING A SIXTH

The Patriots have won five straight AFC East titles. If they win the division for the sixth straight season in 2014, they will join the Los Angeles Rams (7-1973-79), Pittsburgh Steelers (6-1974-79) and the Minnesota Vikings (6-1973-78) as the only teams since the merger with at least six straight division titles.

MOST CONSECUTIVE DIVISION TITLES

Team	Division	Titles	Years
Los Angeles Rams	NFC West	7	1973-79
Pittsburgh Steelers	AFC Central	6	1974-79
Minnesota Vikings	NFC Central	6	1973-78
Dallas Cowboys	NFL Capitol/NFC East	6	1966-71
Cleveland Browns	American/Eastern Conf.	6	1950-55
New England Patriots	AFC East	5	2009-13
New England Patriots	AFC East	5	2003-07
Indianapolis Colts	AFC South	5	2003-07
Dallas Cowboys	NFC East	5	1992-96
San Francisco 49ers	NFC West	5	1986-90
Chicago Bears	NFC Central	5	1984-88
Oakland Raiders	AFC West	5	1972-76



PATRIOTS

Sustaining Success

PATRIOTS ARE MOST FREQUENT SUPER BOWL TEAM OVER LAST 30 YEARS

The Patriots have won seven conference championships since the 1985 season and have more conference titles than any other team over the last 30 years (since 1983). Additionally, the Patriots' six conference titles over the last 25 years are two more than the next closest team and New England's six conference championships in the last 20 years are also more than any other team. New England also has more conference titles over the last 15 years (5) than any other team and is tied with Pittsburgh (3) for the most conference titles over the last 10 years of any NFL team.

Most Conference Championships in Last 7 Years (2007-2013)

New England	2
Pittsburgh	2
N.Y. Giants	2
8 Other Teams	1

Most Conference Championships in Last 10 Years (2004-2013)

New England	3
Pittsburgh	3
Indianapolis	2
N.Y. Giants	2
Seattle	2
8 Other Teams	1

Most Conference Championships in Last 15 Years (1999-2013)

New England	5
Pittsburgh	3
N.Y. Giants	3
Seattle	2
Indianapolis	2
St. Louis Rams	2
Baltimore	2

Most Conference Championships in Last 20 Years (1994-2013)

New England	6
Pittsburgh	4
Green Bay	3
N.Y. Giants	3
5 Other Teams	2

Most Conference Championships in Last 25 Years (1989-2013)

New England	6
Buffalo	4
N.Y. Giants	4
Pittsburgh	4
San Francisco	4
Dallas	3
Green Bay	3

Most Conference Championships in Last 30 Years (1984-2013)

New England	7
Denver	6
N.Y. Giants	5
San Francisco	5
Buffalo	4
Pittsburgh	4
Dallas	3
Green Bay	3

WHAT HAVE YOU DONE FOR ME LATELY?

Since the 2011 season, the Patriots have maintained their spot atop the NFL in terms of regular season winning percentage and regular season points scored. Since the beginning of the 2011 season, the Patriots have the NFL's highest winning percentage and have scored the most points in the NFL. The Patriots also have the NFL's third highest winning percentage since 2012 and have scored the second-most points since 2012.

HIGHEST WINNING PERCENTAGE SINCE 2011

TEAM	W	L	T	PCT.	PF	PA
New England	40	13	0	.755	1637	1118
San Francisco	39	13	1	.745	1293	880
Denver	37	15	0	.712	1512	1165
Green Bay	37	15	1	.708	1544	1229
Seattle	34	18	0	.654	1260	874
Cincinnati	33	19	0	.635	1262	1024
Baltimore	33	20	0	.623	1212	1042
New Orleans	33	20	0	.623	1554	1238

HIGHEST WINNING PERCENTAGE SINCE 2012

TEAM	W	L	T	PCT.	PF	PA
Denver	29	7	0	.806	1203	775
Seattle	27	9	0	.750	939	559
New England	27	10	0	.730	1124	776
San Francisco	26	10	1	.716	913	651
Indianapolis	25	12	0	.676	904	831
Cincinnati	24	12	0	.667	918	701
Green Bay	22	14	1	.608	984	870
Carolina	22	15	0	.595	827	724
Baltimore	21	16	0	.568	834	776

HIGHEST WINNING PERCENTAGE SINCE 2013

TEAM	W	L	T	PCT.	PF	PA
Denver	16	4	0	.800	722	486
Seattle	16	4	0	.800	527	314
New England	15	6	0	.714	567	445
Carolina	15	6	0	.714	470	361
San Francisco	15	6	0	.714	516	378
Cincinnati	14	6	0	.700	527	381
Philadelphia	14	7	0	.667	598	514
Indianapolis	14	7	0	.667	547	444
Arizona	13	7	0	.650	465	410

MOST POINTS SCORED SINCE 2011

Team	Points
New England	1637
New Orleans	1554
Green Bay	1544
Denver	1512
Detroit	1340
Atlanta	1325
Dallas	1319
San Francisco	1293
Chicago	1289

MOST POINTS SCORED SINCE 2012

Team	Points
Denver	1203
New England	1124
New Orleans	1007
Green Bay	984
Dallas	950
Seattle	939
Chicago	936
Atlanta	923
Cincinnati	918

MOST POINTS SCORED SINCE 2013

Team	Points
Denver	722
Philadelphia	598
Dallas	574
New England	567
Chicago	561
Green Bay	551
Kansas City	549
Indianapolis	547



INSIDE

The Numbers

BY THE NUMBERS

2

Stephen Gostkowski executed a successful onside kick in a victory vs. Cleveland (12/8/13) for only the second time in team history. The first came when Jim Lee Hunt recovered a Gino Cappelletti kick at the end of the first half in a 26-10 win vs. the NY Jets (9/27/64).

3

Tom Brady, Rob Gronkowski and Stevan Ridley have produced three games with a 300+yard passing/100+yards rushing/100+receiving yards performance together, second in NFL history to the 4 produced by Peyton Manning/Edgerrin James/Marvin Harrison, Jim Kelly/Thurman Thomas/Andre Reed and Kurt Warner/Marshall Faulk/Isaac Bruce.

3

The Patriots have three players who have brothers that also play in the NFL - Chandler Jones (Arthur Jones/Indianapolis), Devin McCourty (Jason McCourty/Tennessee) and Shane Vereen (Brock Vereen/Chicago).

5

The Patriots recorded four interceptions and six sacks at Minnesota (09/14/14). It is the fifth time in team history and the first time since a 1996 game at San Diego (12/1) that the team has had at least six sacks and four interceptions in a single game.

11

Vince Wilfork is in his 11th season with the Patriots under Bill Belichick. It is the longest a defensive player has played under Belichick in New England. Teddy Bruschi played nine seasons under Belichick.

12

The Patriots have won 12 straight games against NFC North teams. It is the longest current streak any NFL team has against another division.

15

The number of consecutive home wins against AFC East opponents after a 34-20 win vs. Buffalo (12/29/13).

30

Stephen Gostkowski has kicked 30 straight fourth-quarter field goals.

31

Stevan Ridley (113 rushing) and Rob Gronkowski (100 receiving) each went over 100 yards in the win vs. Cincinnati (10/05/14), marking the 31st time in team history that the team had a 100 yard rusher and receiver in the same game.

32

The number of consecutive home wins against AFC opponents in the regular season. The Patriots last home loss against the AFC was a 33-10 loss vs. Pittsburgh on Nov. 30, 2008. Cincinnati has the second longest streak in the NFL with nine wins against the AFC.

36-4

Since the beginning of 2003, the Patriots are 36-4 (.900) in regular season games following a loss, dropping back-to-back games just four times.

39-1

Since 2000, the Patriots are 39-1 when a Patriots player eclipses 100 yards rushing. The only loss during the Bill Belichick era was on Dec. 20, 2004 in a 29-28 Miami win. Since then, the Patriots are 26-0 with a 100-yard rusher.

40-9

Since realignment in 2002, the Patriots have the best inter-conference record in the NFL.

43

The Patriots have thrown for at least one touchdown pass in 43 straight home games, the longest streak in post-merger NFL history. New Orleans is second with a current streak of 40 straight home games with at least one touchdown pass.

45

Rob Gronkowski and Tom Brady have connected on 45 touchdown passes. It is tied for the second-most connections between a quarterback and a tight end in NFL history.

69

The Patriots have won 69 straight home games when leading at halftime, adding to their NFL record. The last time the Patriots lost at home after leading at halftime was on Dec. 24, 2000 vs. Miami when they lost 27-24 after leading 21-17 at halftime.

TOM BRADY BY THE NUMBERS

5

Brady is tied with John Elway as the only quarterback to lead his team to five conference titles. Brady needs to play in one more Super Bowl to match DL Mike Lodish for the most Super Bowls played. Lodish played in six (four with Buffalo and two with Denver).

TOM BRADY BY THE NUMBERS (continued)

8

Brady tied an NFL record with his eighth start in a Conference Championship Game in 2013, joining Charlie Waters and Jack Reynolds.

11

The number of division championships by Tom Brady, the most division titles ever by a quarterback. Peyton Manning is second with 10.

14

The longest streak of consecutive pass completions by Brady in a regular season game (Dec. 27, 2009 vs. Jacksonville).

16

Brady set a Super Bowl record with 16 straight pass completions in Super Bowl XLVI vs. the New York Giants.

43

The number of times Brady has led his team to victory following a fourth-quarter deficit or tie, including five times in 2013 when he led the team to a win at Buffalo, vs. New Orleans, vs. Denver, at Houston and vs. Cleveland.

86.5

Brady is 45-7 in his career in December and has the best win percentage in December for any quarterback since the merger in 1970.

93.9

The percent of quarterback keepers converted by Brady (92 of 98) for first downs (67-of-70 on third-and-2 or less and 25 of 28 on fourth-and-2 or less).

6,424

Tom Brady is second in NFL history with 6,424 passing yards in the postseason, behind just Peyton Manning (6,589).

THE KRAFT ERA

3

The number of Super Bowl championships the Patriots have won since Robert Kraft purchased the team in 1994. That mark is the highest total in the NFL over that span.

6

The number of conference championships the Patriots have won since Robert Kraft purchased the team in 1994. That mark is the highest total in the NFL over that span. Pittsburgh is second with four conference titles since 1994.

13

The number of division championships won by the Patriots since Kraft purchased the team in 1994.

15

The number of playoff seasons earned by the Patriots in the 20 seasons since Robert Kraft purchased the team.

33

The number of playoff games the Patriots have appeared in since 1994, the most in the NFL. Green Bay has the second most with 29.

220

The number of consecutive home games that have been sold out, including all playoff and preseason games dating back to the 1994 season opener.

241

The number of games the Patriots have won since Robert Kraft purchased the franchise in 1994. Prior to Kraft's ownership, the team had won 225 total games in its entire history from 1960-93.

THE BELICHICK ERA

4

Bill Belichick is the first coach to lead his team to four 500-point seasons (2007, 2010, 2011, 2012).

5

Bill Belichick is fifth all-time in wins with 221. Curly Lambeau is fourth with 229 career wins.

6

Bill Belichick (202) is one of six NFL coaches with at least 200 regular season wins.

8

Belichick has been a part of eight Super Bowls overall, including five as a head coach and three as an assistant coach.

11

The number of 11-win seasons by Bill Belichick, second to Don Shula's 13.



BILL BELICHICK

NEWS & NOTES



20TH SEASON AS HEAD COACH • 40TH NFL SEASON

Overall Record: 221-116 (.656) • **Regular Season:** 202-107 (.654) • **Postseason:** 19-9 (.679)

With Patriots overall (2000-14): 184-71 (.722)

Super Bowl Titles: 5 (86, 90, 01, 03, 04) • **Conf. Titles:** 8 (86, 90, 96, 01, 03, 04, 07, 11)

Division Titles: 18 (75, 78, 86, 89, 90, 96, 98, 01, 03, 04, 05, 06, 07, 09, 10, 11, 12, 13)

Bill Belichick is the only head coach in NFL history to win three Super Bowl titles in a four-year span. He has won more regular season games (123) and more games overall (136) during a 10-year stretch (2002-2011) than any other coach in NFL history. In the 2007 season, Belichick led the Patriots to the fourth undefeated and untied regular season in NFL history and the first since the NFL established a 16-game schedule in 1978. His 40 consecutive years as an NFL coach are second in NFL history to 42 by Pittsburgh defensive coordinator Dick LeBeau.

AMONG THE GREATS

Bill Belichick has recorded 221 career wins, which is fifth all-time in NFL history. Belichick owns a career winning percentage of .656, which is third all-time, behind George Halas (.682) and Don Shula (.667).

TOP WINNING PERCENTAGE AMONG HEAD COACHES WITH AT LEAST 160 WINS (INCL. POSTSEASON)

HEAD COACH	TEAM(S)	YEARS	W	L	T	PCT.
George Halas	CHI	1920-29, 33-41, 46-55, 58-67	324	151	31	.682
Don Shula	BAL/MIA	1963-95	347	173	6	.667
BILL BELICHICK	CLE/NE	1991-95, 00-14	221	116	0	.656
Curly Lambeau	GB/CHI/WAS	1921-53	229	134	22	.630

NOTE: Winning percentage calculated using current NFL rules, counting a tie as a half-win, half-loss.

MOVING ON UP

Bill Belichick is in fifth place on the NFL wins list with 221 career wins.

MOST WINS NFL COACHES

HEAD COACH	TEAM(S)	YEARS	W	L	T
Don Shula	BAL/MIA	1963-95	347	173	6
George Halas	CHI	1920-29, 33-41, 46-55, 58-67	324	151	31
Tom Landry	DAL	1960-88	270	178	6
Curly Lambeau	GB/CHI/WAS	1921-53	229	134	22
BILL BELICHICK	CLE/NE	1991-95, 00-14	221	116	0

NOTE: Winning percentage calculated using current NFL rules, counting a tie as a half-win, half-loss.

A WINNING EXTENSION

Bill Belichick has led the Patriots to a winning record for 13 consecutive seasons (2001-2013). The only other NFL coach to have at least 10 consecutive winning seasons with one team since the 1970 merger was Tom Landry, who led the Dallas Cowboys to 16 consecutive winning seasons (1970-1985).

BETTER THAN AVERAGE

Bill Belichick has led the Patriots to 13 straight winning seasons (2001-2013). Belichick's 13 straight winning seasons are third all-time, behind 20 by Landry (1966-85) and 14 by Curly Lambeau with Green Bay (1934-47).

MOST CONSECUTIVE SEASONS WITH A WINNING RECORD

HEAD COACH	TEAM	YEARS
Tom Landry	Dallas	20 - 1966-1985
Curly Lambeau	Green Bay	14 - 1934-1947
Bill Belichick	New England	13 - 2001-2013
Curly Lambeau	Green Bay	12 - 1921-1932
George Halas	Chicago	10 - 1933-1942
John Madden	Oakland	10 - 1969-1978

CAREER MILESTONE FOR BELICHICK

Belichick (202) reached 200 career regular-season wins with the victory over Minnesota (09/14/14) to become just the sixth NFL head coach to achieve that feat, joining Don Shula (328), George Halas (318), Tom Landry (250), Curly Lambeau (226) and Marty Schottenheimer (200).

NUMBER OF GAMES TO 200 WINS

282 Don Shula
288 George Halas
300 Curly Lambeau
306 Bill Belichick
319 Tom Landry
327 Marty Schottenheimer

Head Coach	Teams	W-L-T (regular season)
Don Shula	Colts/Dolphins	328-156-6
George Halas	Bears	318-148-6
Tom Landry	Cowboys	250-162-6
Curly Lambeau	Packers/Cardinals/Redskins	226-132-22
Bill Belichick	Browns/Patriots	202-107-0



BILL BELICHICK

NEWS & NOTES

MANNING ON BELICHICK

Peyton Manning on Bill Belichick

"Coach Belichick is the best coach that I've ever competed against. I think it's safe to say he'll go down as the greatest NFL coach of all-time. His teams are always well-coached, always well-disciplined, and you know it's going to be a 60-minute fight. To me, that speaks to his coaching."

ELITE COMPANY

Bill Belichick is one of nine NFL head coaches to win three or more championships since the league began postseason play in 1933, but the only one to win three in four years. Belichick joined an exclusive club in which each of the eight other members has been enshrined in the Pro Football Hall of Fame.

HEAD COACHES WITH THREE OR MORE NFL TITLES (Listed alphabetically)

HEAD COACH	CHAMPIONSHIP TEAM(S)
Bill Belichick	Patriots (SB XXXVI, XXXVIII, XXXIX)
Paul Brown	Cleveland Browns (1950, 54, 55)
Weeb Ewbank	Baltimore Colts, N.Y. Jets (1958, 59, SB III)
Joe Gibbs	Washington Redskins (SB XVII, XXII, XXVI)
George Halas	Chicago Bears (1921, 33, 40, 41, 46, 63)
Curly Lambeau	Green Bay Packers (1929, 30, 31, 36, 39, 44)
Vince Lombardi	Green Bay Packers (1961, 62, 65, SB I, II)
Chuck Noll	Pittsburgh Steelers (SB IX, X, XIII, XIV)
Bill Walsh	San Francisco 49ers (SB XVI, XIX, XXIII)

BELICHICK'S PATRIOTS RENAISSANCE

Once head coach Bill Belichick implemented his coaching design on the Patriots, his approach has given him the best record of any NFL head coach who has coached over 40 games since 2001 (including the postseason).

NFL COACHES' RECORDS SINCE 2001

COACH	TEAM	W	L	T	PCT.
Bill Belichick	New England	179	60	0	.749
Jim Harbaugh	San Francisco	44	16	1	.729
Tony Dungy	Tampa Bay/Indianapolis	101	41	0	.711
Bill Cowher	Pittsburgh	70	35	1	.665
John Harbaugh	Baltimore	74	40	0	.649
Sean Payton	New Orleans	81	46	0	.638
Mike McCarthy	Green Bay	91	52	1	.635
Mike Tomlin	Pittsburgh	79	46	0	.632

ABOVE THE CENTURY MARK

Bill Belichick has an overall record of 221-116. He joins Don Shula and George Halas as the only coaches with 100 more wins than losses.

MOST WINS NFL COACHES

HEAD COACH	TEAM(S)	RECORD
Don Shula	BAL, MIA	347-173-6
George Halas	Chicago	324-151-31
Bill Belichick	CLE, NE	221-116-0

500+ FOR THREE STRAIGHT YEARS

Bill Belichick is the first head coach in NFL history to lead a team to three straight 500-point seasons (2010-2012). The Patriots are the first franchise in NFL history to score 500 or more points in four seasons (2007-589, 2010-518, 2011-513 and 2012-557). St. Louis is the only other team to have done it three times (1999-526, 2000-540, 2001-503).

SUPER SUCCESS

Bill Belichick is one of just four head coaches to win three Super Bowl championships and the only coach to win three Super Bowls in the post-1993 salary cap era.

MOST SUPER BOWL VICTORIES

HEAD COACH	TEAM	TITLES	SEASONS
Chuck Noll	Pittsburgh	4	1974, 1975, 1978, 1979
Bill Belichick	New England	3	2001, 2003, 2004
Joe Gibbs	Washington	3	1982, 1987, 1991
Bill Walsh	San Francisco	3	1981, 1984, 1988

NOTE: Sorted by most recent championship. Super Bowls have determined NFL champion since 1966.

PLAYOFF SUCCESS

MOST PLAYOFF WINS BY AN NFL HEAD COACH

HEAD COACH	TEAM(S)	WINS
Tom Landry	Dallas Cowboys	20
Bill Belichick	Cleveland Browns, NE Patriots	19
Don Shula	Baltimore Colts, Miami Dolphins	19
Joe Gibbs	Washington Redskins	17
Chuck Noll	Pittsburgh Steelers	16

11 ON 11

Bill Belichick now has eleven 11-win seasons, including 10 with the Patriots. He moved out of a tie with Tom Landry for sole possession of second place, behind Don Shula, who had 13 11-win seasons.

NFL HEAD COACHES WITH THE MOST 11-WIN SEASONS

Don Shula	13
Bill Belichick	11
Tom Landry	10



BILL BELICHICK

NEWS & NOTES

POSTSEASON PROWESS

BEST POSTSEASON RECORDS IN NFL HISTORY (minimum of 10 games)

COACH	TEAM(S)	W	L	PCT.
Vince Lombardi	GB/VAS	9	1	.900
Tom Flores	Oakland	8	3	.727
Bill Walsh	San Francisco	10	4	.714
Joe Gibbs	Washington	17	7	.708
Jimmy Johnson	DAL/MIA	9	4	.692
John Harbaugh	Baltimore	9	4	.692
Bill Belichick	CLE/NE	19	9	.678

MOST POSTSEASON GAMES AS A HEAD COACH

HEAD COACH	GAMES
Tom Landry (Dallas)	36
Don Shula (Baltimore/Miami)	36
Bill Belichick (Cleveland/New England)	28

3X COACH OF THE YEAR

The Associated Press named Bill Belichick the NFL's Coach of the Year in 2010, the third time that Belichick earned the honor. He was also named Coach of the Year following the 2003 and 2007 seasons, joining Don Shula (4-time winner) and Chuck Knox as the only three-time winners.

BELICHICK ADDED TO HIS RECORD IN 2013

Bill Belichick has coached the Patriots to 11 straight seasons with 10 or more wins after reaching his 10th win of the 2013 season vs. Cleveland on Dec. 8, adding to his NFL record streak. In 2011, Belichick became the first coach in NFL history with nine straight seasons with at least 10 victories. George Seifert has the second most consecutive 10-win seasons with eight from 1989-1996 for San Francisco.

DIVISION TITLES RECORD

Belichick guided the Patriots to the AFC East Title in 2013. It is the 11th division title of his career, tying him with Don Shula for the most division titles since the 1970 NFL merger.

FIRST WITH 14 WINS IN 4 SEASONS

Bill Belichick guided the Patriots to an NFL-best 14-2 record in 2010, becoming the first head coach ever to win at least 14 regular-season games in four separate seasons. Only four other coaches — San Francisco's George Seifert (3), Washington's Joe Gibbs (2), Chicago's Mike Ditka (2) and Miami's Don Shula (2) — have more than one 14-win season.

EIGHT SB APPEARANCES ARE A RECORD

Belichick has been a part of eight Super Bowls during his coaching career, the most in NFL history.

MOST SUPER BOWL APPEARANCES AS A HEAD COACH OR ASSISTANT

HEAD COACH	SUPER BOWLS
Bill Belichick	8 (five as a head coach)
Dan Reeves	7 (four as a head coach)
Don Shula	6 (six as head coach)
Tom Landry	5 (five as a head coach)
Chuck Noll	5 (four as a head coach)
Marv Levy	5 (four as a head coach)

GOOD IN DECEMBER

Bill Belichick is 51-9 (.850) in December with New England, the best record in December among head coaches with one team in NFL history (min. 25 games). George Seifert is second (27-6, .818).

8 CONFERENCE CHAMPIONSHIP GAMES

Bill Belichick reached his eighth conference championship game as a head coach in 2013, second to the 10 by Tom Landry.


Head Coach	Conference Championships
Tom Landry	10
Bill Belichick	8
Don Shula	7
Chuck Noll	7
John Madden	6
Bill Cowher	6





TOM BRADY

NEWS & NOTES



CAREER NOTES

Tom Brady has quarterbacked the Patriots to victories in 151 of his 196 career regular season starts, compiling a .770 winning percentage and giving him the best record of any quarterback in the Super Bowl era (since 1966). Brady reached 125 career wins in the fewest starts among quarterbacks in NFL history.

RECORDING SUCCESS

TOP WINNING PERCENTAGE IN SUPER BOWL ERA (Since 1966, Minimum 50 Starts, Regular Season Only)

PLAYER	TEAM(S)	YEARS	W	L	T	PCT.
TOM BRADY	NE	2000-14	151	45	0	.770
Roger Staubach	DAL	1969-79	85	29	0	.746
Joe Montana	SF/KC	1979-94	117	47	0	.713

ACTIVE QUARTERBACKS WINNING PERCENTAGE Minimum 32 Starts (two full seasons), Regular Season Only

QUARTERBACK	TEAM(S)	W	L	T	PCT.
TOM BRADY	NE	151	45	0	.770
Russell Wilson	SEA	27	9	0	.750
Andrew Luck	IND	25	12	0	.676
Peyton Manning	IND/DEN	170	74	0	.670
Ben Roethlisberger	PIT	98	49	0	.667
Aaron Rodgers	GB	61	31	0	.663
Joe Flacco	BAL	65	36	0	.644
Andy Dalton	CIN	33	19	0	.635
Matt Ryan	ATL	62	37	0	.626

EIGHT AFC CHAMPIONSHIP GAME APPEARANCES

The Patriots secured their eighth conference championship appearance in the Tom Brady - Bill Belichick era (since 2001 with Brady starting at QB) in 2013. By omitting the season Brady missed due to injury in 2008, the Patriots have made eight title games in 12 seasons with Brady as the starter.



BRADY

FOUR 30-TD SEASONS

Brady has four 30-touchdown seasons overall after throwing for 34 in 2012, an NFL-leading 36 in 2010, 39 in 2011 and a then NFL-record 50 in 2007. The only other Patriots quarterback to have a 30-touchdown season was Vito "Babe" Parilli in 1964 when he led the AFL with 31. Brady is the fifth quarterback in NFL history to have 30 or more touchdown passes in at least four seasons and the fifth quarterback in NFL history with three or more straight seasons with 30 or more touchdowns.

MOST SEASONS WITH 30-PLUS TOUCHDOWN PASSES

Brett Favre	9
Peyton Manning	8
Drew Brees	6
TOM BRADY	4
Dan Marino	4
Aaron Rodgers	3
Kurt Warner	3
Tony Romo	3
Philip Rivers	3

THREE OR MORE STRAIGHT 30 TOUCHDOWN SEASONS

Drew Brees	6 (2008-2013)
Brett Favre	5 (1994-98)
Peyton Manning	4 (2009-10, 12-13)
TOM BRADY	3 (2010-2012)
Dan Marino	3 (1984-86)

300-YARD AVG. IN THREE SEASONS

Brady averaged 301.7 yards per game in 2012. Brady (300.4 in 2007 and 327.2 in 2011) joins Drew Brees as the first NFL players to average 300 yards per game in at least three seasons.

MOST SEASONS AVERAGING 300 OR MORE YARDS PER GAME

- 4 Drew Brees (2013, 2012, 2011, 2008) • **3 Tom Brady (2012, 2011, 2007)** • 2 Dan Fouts (1982, 1981)

PILING UP THE WINS

Brady earned his 150th career win vs. Oakland (09/21/14) and is one of three NFL quarterbacks with at least 150 wins as a starter.

MOST CAREER WINS AS A STARTER (Regular season only)

RK	NAME	W	L	T	PCT.
1.	Brett Favre	186	112	0	.624
2.	Peyton Manning	169	74	0	.695
3.	Tom Brady	150	44	0	.773
4.	John Elway	148	82	1	.643
5.	Dan Marino	147	93	0	.613
6.	Fran Tarkenton	124	109	6	.531
7.	Johnny Unitas	119	64	4	.647
8.	Joe Montana	117	47	0	.713
9.	Drew Brees	111	78	0	.587
10.	Terry Bradshaw	107	51	0	.677
11.	Warren Moon	102	101	0	.510

BRADY ONE OF FIVE

Brady is one of five NFL quarterbacks to average 250 or more yards per game for his career.

NFL RECORD FOR MOST PASSING YARDS PER GAME

PLAYER	TEAM	YARDS/GAME
Drew Brees	SD/NO	275.7
Peyton Manning	IND/DEN	271.5
Kurt Warner	STL/ARI	260.8
Tom Brady	NE	253.7
Dan Marino	Miami	253.6



TOM BRADY

NEWS & NOTES

THREE 35-TD SEASONS

Brady is one of four NFL players to have at least 35 touchdown passes in three different seasons.

QBS WITH THE MOST 35+ PASSING TOUCHDOWNS IN NFL HISTORY

PLAYER	35+ TD SEASONS
Tom Brady	3 (50 in 2007, 36 in 2010 and 39 in 2011)
Brett Favre	3 (38 in 1995, 39 in 1996 and 35 in 1997)
Peyton Manning	3 (49 in 2004, 37 in 2012 and 55 in 2013)
Drew Brees	3 (46 in 2011, 43 in 2012 and 39 in 2013)

ECLIPSING 3K

Brady (4,343) reached 3,000 passing yards for the 11th time in his career in 2013 to become one of just six players with at least 11 3,000-yard seasons.

NFL RECORD FOR MOST 3,000-YARD SEASONS

18	Brett Favre
15	Peyton Manning
13	Dan Marino
12	John Elway
11	Tom Brady
11	Drew Brees

SIXTH 4,000-YARD SEASON

Brady finished the 2013 season with 4,343 passing yards, marking the sixth time in his career that he has reached 4,000 passing yards.

ALL-TIME 4,000 YARD PASSING SEASONS

13	Peyton Manning
8	Drew Brees
6	Tom Brady
6	Dan Marino
6	Brett Favre
5	Philip Rivers
4	Warren Moon
4	Tony Romo
4	Aaron Rodgers

19 CAREER 4-TD GAMES

Brady has thrown four or more touchdowns in a game 19 times with 15 four-touchdown games, two five-touchdown games and two six-touchdown games.

MOST GAMES WITH 4+ TOUCHDOWN PASSES

PLAYER	4+ TD GAMES
1. Peyton Manning	32
2. Drew Brees	25
3. Brett Favre	23
4. Dan Marino	21
5. Tom Brady	19
6. Johnny Unitas	17

MOST GAMES WITH 4+ TDS AND NO INTERCEPTIONS

PLAYER	GAMES
1. Drew Brees	17
2. Peyton Manning	16
3. Tom Brady	15
4. Brett Favre	12

SIX FOR SIX-PLUS

Brady has thrown six touchdowns in a game two times and is one of five NFL players to have thrown at least six touchdowns in a game two times. Brady threw six touchdowns at Miami (10/21/07) and vs. Tennessee (10/18/09).

NFL PLAYERS WITH AT LEAST TWO 6+TD GAMES

PLAYER	6+ TD GAMES
Peyton Manning	3 (2 6 TD games and 1 7 TD Game)
George Blanda	2 games with 7 touchdowns
Y.A. Tittle	2 (1 game with 7 and 1 with 6 TDs)
Tom Brady	2 games with 6 touchdowns
Charley Johnson	2 games with 6 touchdowns



50,000 YARDS

Tom Brady (50,232) became the sixth NFL quarterback to reach 50,000 passing yards in the win vs. Cincinnati on Oct. 5, 2014.

Player	Passing yards
1. Brett Favre	71,838
2. Peyton Manning	66,257
3. Dan Marino	61,361
4. Drew Brees	52,655
5. John Elway	51,475
6. Tom Brady	50,232
7. Warren Moon	49,325
8. Fran Tarkenton	47,003
9. Vinny Testaverde	46,233
10. Drew Bledsoe	44,611

FRANCHISE LEADING PASSER

PATRIOTS ALL-TIME LEADING PASSERS

PLAYER	YEARS	ATT	COMP	YARDS
Tom Brady	2000-14	6,758	4,282	50,232
Drew Bledsoe	1993-01	4,518	2,544	29,657
Steve Grogan	1975-90	3,593	1,879	26,886

MOST CAREER TOUCHDOWN PASSES

Brady is one of five NFL players with at least 365 career touchdowns.

MOST CAREER TOUCHDOWN PASSES

(regular season only) Bold indicates active players

RANK	NAME	TOUCHDOWNS
1.	Brett Favre	508
2.	Peyton Manning	503
3.	Dan Marino	420
4.	Drew Brees	372
5.	Tom Brady	365
6.	Fran Tarkenton	342
7.	John Elway	300
8.	Warren Moon	291
9.	Johnny Unitas	290
10.	Vinny Testaverde	275



TOM BRADY

NEWS & NOTES

BRADY RACKS UP PASSING YARDS

Brady has 59 NFL games with 300 or more yards passing and the Patriots are 48-11 in those games.

NFL QUARTERBACK 300-YARD GAMES (* ACTIVE)

PLAYER 300-YARD GAMES

Peyton Manning*	86
Drew Brees*	81
Dan Marino	63
Brett Favre	62
Tom Brady*	59
Kurt Warner	52
Dan Fouts	51
Warren Moon	49
Tony Romo*	45

Brady had a career-best 11 300-yard games in the 2011 season, tied for third in NFL history behind Drew Brees (13 in 2011) and Peyton Manning (12 in 2013).

TOM BRADY'S RECORD AS A STARTER

	REG. SEASON	PLAYOFFS	TOTAL
Overall	151-45	18-8	169-53
Home:	85-13	12-3	97-16
Road:	66-32	6-5*	72-37

By Yardage Total

Less than 200:	34-14	4-1	38-15
200-299:	69-20	10-5	79-25
300 or more:	48-11	4-2	52-13

Other Records

On Artificial Turf:	88-13	8-5	96-18
Temp Below 40:	32-4	10-2	42-6
Thanksgiving or later:	58-11	18-8	76-19
Leading at Halftime:	115-14	13-4	128-18
Leading after 3 Qtrs:	124-8	12-3	136-11
Overtime:	9-2	1-0	10-2
Passer rating >100.0:	85-5	8-0	93-5

*Includes five Super Bowls at neutral sites

TOP QB HOME STARTING RECORDS (MIN. 50 STARTS) SINCE 1970 MERGER (INCLUDES POSTSEASON)

PLAYER	TEAM(S)	W	L	T	PCT.
Tom Brady	NE	97	16	0	.858
Terry Bradshaw	PIT	75	14	0	.843
John Elway	DEN	104	25	0	.806

35 GAME-WINNING DRIVES

Brady has 35 game-winning drives in the fourth quarter or overtime in the regular season.

MOST GAME WINNING DRIVES IN THE FOURTH QUARTER OR OVERTIME (Regular Season)

PLAYER	TEAMS	4TH QTR GAME-WINNING DRIVES
1. Peyton Manning	IND/DEN	50
2. Dan Marino	Miami	47
3. Brett Favre	GB/NYJ/MIN	43
4. John Elway	Denver	40
5t. Tom Brady	New England	35
5t. Warren Moon	HOU/MIN/SEA/KC	35

BRADY'S COMEBACKS

Brady has engineered 43 career game-winning performances to lead his team to a victory from a fourth-quarter deficit or tie, including five times in 2013.

DATE	OPP.	TIME REMAINING			PASSING STATISTICS					FINAL
		SCORE	IN REG.	ATT	CMP	YDS	TD	INT		
12/08/13	CLE	3-19	15:00	20	16	142	2	0	27-26	
12/01/13	at HOU	21-24	15:00	12	8	87	0	0	34-31	
11/24/13	DEN	21-24	15:00	19	12	100	1	0	(ot) 34-31	
10/13/13	NO	23-27	1:13	5	7	70	1	0	30-27	
09/08/13	at BUF	20-21	4:31	7	7	36	0	0	23-21	
10/21/12	NYJ	23-26	1:37	9	13	95	0	0	(ot) 29-26	
09/30/12	at BUF	21-21	15:00	7	4	78	2	0	52-28	
01/22/12	BAL*	16-20	15:00	6	3	20	0	1	23-20	
12/24/11	MIA	17-17	15:00	11	8	120	0	0	27-24	
10/16/11	DAL	13-16	5:13	9	11	87	1	0	20-16	
12/19/10	GB	21-27	13:49	6	5	82	1	0	31-27	
11/25/10	at DET	24-24	15:00	5	5	86	2	0	45-24	
10/17/10	BAL	10-20	14:53	24	16	156	1	1	(ot) 23-20	
09/14/09	BUF	13-24	5:32	13	11	112	2	0	25-24	
12/29/07	at NYG	23-28	15:00	12	8	130	1	0	38-35	
12/03/07	at BAL	17-24	14:25	17	7	113	1	0	27-24	
11/25/07	PHI	24-28	15:00	16	11	109	0	0	31-28	
11/04/07	at IND	10-20	9:42	10	8	144	2	0	24-20	
01/14/07	at SD*	13-21	8:35	14	9	122	1	1	24-21	
12/03/06	DET	13-21	13:07	15	14	101	0	0	28-21	
11/26/06	CHI	10-10	14:46	7	6	98	1	0	17-13	
09/10/06	BUF	14-17	15:00	6	3	58	0	1	19-17	
11/13/05	at MIA	15-16	2:53	2	2	76	1	0	23-16	
10/30/05	BUF	7-16	10:07	4	4	69	0	0	21-16	
10/09/05	at ATL	28-28	3:52	2	2	17	0	0	31-28	
09/25/05	at PIT	10-13	14:19	12	12	167	0	0	23-20	
02/06/05	PHI**	14-14	15:00	4	2	33	0	0	24-21	
10/03/04	at BUF	17-17	15:00	4	2	8	1	0	31-17	
02/01/04	CAR**	29-29	1:08	5	4	47	0	0	32-29	
01/10/04	TEN*	14-14	15:00	11	6	27	0	0	17-14	
11/30/03	at IND	31-31	10:21	6	3	31	1	0	38-34	
11/23/03	at HST	13-20	3:11	14	10	133	1	0	(ot) 23-20	
11/03/03	at DEN	23-26	2:51	4	5	58	1	0	30-26	
10/19/03	at MIA	13-13	15:00	10	7	147	1	0	(ot) 19-13	
10/05/03	TEN	24-27	4:40	1	1	15	0	0	38-30	
12/29/02	MIA	13-24	4:59	13	8	69	1	0	(ot) 27-24	
11/10/02	at CHI	19-30	5:16	14	9	116	2	0	33-30	
09/22/02	KC	38-38	0:00	5	4	46	0	0	(ot) 41-38	
02/03/02	STL**	17-17	1:21	8	5	53	0	0	20-17	
01/19/02	OAK*	3-13	15:00	27	20	138	0	0	(ot) 16-13	
12/16/01	at BUF	6-9	5:57	13	9	116	0	0	(ot) 12-9	
12/02/01	at NYJ	14-16	15:00	7	6	56	0	0	17-16	
10/14/01	SD	16-26	8:48	18	13	130	1	0	(ot) 29-26	

^Statistics are from the time noted until the end of the game * Divisional Playoffs ** Super Bowl

BRADY IN POSTSEASON

NFL ALL-TIME LEADERS/PLAYOFF VICTORIES AS STARTING QUARTERBACK

PLAYER	TEAM(S)	PLAYOFF WINS
Tom Brady	New England	18
Joe Montana	S.F./K.C.	16
Terry Bradshaw	Pittsburgh	14
John Elway	Denver	14
Brett Favre	GB/MIN	13

QB'S WITH 3 OR MORE SUPER BOWL VICTORIES

PLAYER	TEAM(S)	WINS
Terry Bradshaw	PIT	4
Joe Montana	SF	4
Troy Aikman	DAL	3
Tom Brady	NE	3

PLAYERS WITH MULTIPLE SUPER BOWL MVP AWARDS

PLAYER	TEAM(S)	MVPS
Joe Montana	SF	3
Terry Bradshaw	PIT	2
Tom Brady	NE	2
Bart Starr	GB	2
Eli Manning	NYG	2



TOM BRADY

NEWS & NOTES

LATE GAME WINNER

Brady now has six career games in which he threw a game-winning touchdown pass in the final minute of the game to turn a Patriots deficit into a Patriots win.

11/10/02 at Chicago* **W** **33-30**

The Patriots trailed 30-25 when Brady threw a 20-yard touchdown to David Patten with 21 seconds left to give the Patriots a 33-30 win.

*-Champaign, Ill.

11/3/03 at Denver **W** **30-26**

The Patriots trailed 26-23 when Brady threw an 18-yard touchdown to David Givens with 30 seconds left to give the Patriots a 30-26 win.

12/3/07 at Baltimore **W** **27-24**

The Patriots trailed 24-20 when Brady threw an 8-yard touchdown to Jabar Gaffney with 44 seconds left to give the Patriots a 27-24 win.

10/16/11 vs. Dallas **W** **20-16**

The Patriots trailed 16-13 when Brady threw an 8-yard touchdown pass to Aaron Hernandez with 22 seconds left to give the Patriots a 20-16 win.

10/13/13 vs. New Orleans **W** **30-27**

The Patriots trailed 27-23 when Brady threw a 17-yard touchdown pass to Kenbrell Thompson with five seconds left to give the Patriots a 30-27 win.

12/08/13 vs. Cleveland **W** **27-26**

The Patriots trailed 26-21 when Brady threw a 1-yard touchdown pass to Danny Amendola with 31 seconds left to give the Patriots a 27-26 win.

RECORD TITLE HOLDER

Tom Brady earned his NFL record 11th division championship in 2013.

QUARTERBACK **CAREER DIVISION TITLES**

Tom Brady	11
Peyton Manning	10
Joe Montana	9

12-WIN SEASONS

Since entering the NFL in 2000, Tom Brady's teams have reached 12 regular-season wins in eight different seasons, second all-time, behind Peyton Manning.

STARTING QB'S WITH THE MOST 12-WIN REGULAR SEASONS IN NFL HISTORY

PLAYER **SEASONS**

Peyton Manning	10
Tom Brady	8
Brett Favre	6
John Elway	4
Jim Kelly	4

BRADY REACHES 50K

Tom Brady became the sixth NFL quarterback to reach 50,000 passing yards in the win vs. Cincinnati on Oct. 5, 2014.

PLAYER **PASSING YARDS**

1. Brett Favre	71,838
2. Peyton Manning	66,257
3. Dan Marino	61,361
4. Drew Brees	52,655
5. John Elway	51,475
6. Tom Brady	50,232
7. Warren Moon	49,325
8. Fran Tarkenton	47,003
9. Vinny Testaverde	46,233
10. Drew Bledsoe	44,611

SIXTH TO REACH 4,000 COMPLETIONS

Tom Brady (4,282) is one of six players in NFL history to reach 4,000 completions.

MOST PASS COMPLETIONS IN NFL HISTORY

1. Brett Favre	6,300
2. Peyton Manning	5,637
3. Dan Marino	4,967
4. Drew Brees	4,631
5. Tom Brady	4,282
6. John Elway	4,123
7. Warren Moon	3,988

THIRD FASTEST TO 4,000 COMPLETIONS

Tom Brady has now completed 4,259 passes over his career in the regular season, becoming just the sixth player (third fastest) in NFL history to achieve the feat.

GAMES PLAYED TO 4,000 CAREER COMPLETIONS

Drew Brees	169
Peyton Manning	183
Tom Brady	187
Dan Marino	193
Brett Favre	196
John Elway	227

BRADY HAS SIXTH-BEST QB RATING

PLAYER	YEARS	TEAM	RATING
Aaron Rodgers	2005-14	Green Bay	105.4
Peyton Manning	1998-14	IND/DEN	97.4
Steve Young	1985-99	TB/SF	96.8
Philip Rivers	2004-14	San Diego	96.6
Tony Romo	2004-14	Dallas	95.9
Tom Brady	2000-14	Patriots	95.5

MOST TD THROWS COACH/QB TANDEM

Tom Brady has thrown 365 career touchdowns under head coach Bill Belichick, the most touchdowns among any head coach/starting quarterback tandem.

MOST TDS/QB TANDEMS
(Regular Season Only)

Quarterback/Head Coach	Team	Touchdowns
Tom Brady/Bill Belichick	NE	365
Dan Marino/Don Shula	MIA	352
Drew Brees/Sean Payton	NO	249
Len Dawson/Hank Stram	KC	232

BRADY UNBEATEN VS. 8 TEAMS

Tom Brady improved to a 4-0 record against the Vikings (09/14/14) and is undefeated against eight NFL teams: Minnesota (4-0), Atlanta (4-0), Chicago (3-0), Dallas (3-0), Detroit (3-0), Jacksonville (4-0), Philadelphia (3-0) and Tampa Bay (3-0).



TOM BRADY

NEWS & NOTES

WINNINGEST COACH/QB TANDEM

Bill Belichick and Tom Brady have the best winning percentage among a head coach/starting quarterback tandem since the 1970 merger. The tandem's 151 wins are the most wins by any coach-QB tandem since the 1970 AFL-NFL merger.

WINNINGEST COACH/QB TANDEM SINCE 1970

(Regular Season Only - by winning percentage)

Quarterback/Head Coach	Team	W	L	T	Pct.
Tom Brady/Bill Belichick	NE	151	45	0	.770
Ken Stabler/John Madden	OAK	60	19	1	.756
Jim McMahon/Mike Ditka	CHI	46	15	0	.754
Peyton Manning/Tony Dungy	IND	73	24	0	.753

WINNINGEST COACH/QB TANDEM SINCE 1970

(Regular Season Only - by victories)

Quarterback/Head Coach	Team	W	L	T	Pct.
Tom Brady/Bill Belichick	NE	151	45	0	.770
Dan Marino/Don Shula	MIA	116	68	0	.630
Terry Bradshaw/Chuck Noll	PIT	107	51	0	.601

MOST STARTS UNDER ONE HC

Tom Brady made his 185th career start at Carolina on Nov. 18, 2013, all under Bill Belichick. It is the most starts by a quarterback under one head coach in NFL history. Brady surpassed Dan Marino, who had 184 career starts under head coach Don Shula. Brady now has 196 career starts under Belichick.

NFL RECORD FOR ATTEMPTS BETWEEN INTS

Tom Brady attempted 358 consecutive regular season passes without an interception, a streak spanning from Oct. 17, 2010-Sept. 1, 2011. Brady eclipsed Bernie Kosar's record of 308 pass attempts on Dec. 26, 2010 at Buffalo.

MOST CONSECUTIVE PASS ATTEMPTS WITHOUT AN INTERCEPTION

358	Tom Brady (Patriots)	2010-11
308	Bernie Kosar (Cleveland)	1990-91
294	Bart Starr (Green Bay)	1964-65
279	Jeff George (IND/ATL)	1993-94
277	Rich Gannon (Oakland)	2001
271	Jason Campbell (Washington)	2007-08

10 GAMES WITH 300 YARDS, 4 TDS & 0 INTS

Tom Brady had his 10th NFL game with 300 yards, four touchdowns and no interceptions vs. Pittsburgh (11/03/13), second in NFL history to the 15 such games by Drew Brees.

SECOND IN DISTINCT HONOR

Tom Brady was named AFC Offensive Player of the Week by the National Football League for his performance in the Patriots' come-from-behind 34-31 overtime victory vs. Denver on Nov. 24, 2013. It is the 24th time in Brady's career that he has received the AFC Offensive Player of the Week honor.

CAREER PLAYER OF THE WEEK AWARDS

Player	Career	Team	POW Awards
Peyton Manning	1998-present	Colts/Broncos	26
Tom Brady	2000-present	Patriots	24
Dan Marino	1983-1999	Dolphins	18
Brett Favre	1991-2010	Packers, Jets, Vikings	16
John Elway	1983-1998	Broncos	15

BRADY SHINES ON MONDAY NIGHT

Brady has thrown 43 touchdown passes on Monday Night Football, the third-most in NFL history.

CAREER TOUCHDOWN PASSES ON MONDAY NIGHT FOOTBALL

Player	TD Passes on MNF	Games
Dan Marino	74	38
Brett Favre	69	38
Tom Brady	43	19
Steve Young	42	25
Peyton Manning	36	17
Joe Montana	36	20

THREE TD; NO INT.

Tom Brady is second in NFL history with 38 games with three or more touchdowns and no interceptions. The Patriots are 37-1 (.974) in such games.

PLAYER MOST GAMES WITH 3+ TD PASSES AND 0 INT.

Peyton Manning	47
Tom Brady	38
Brett Favre	36
Drew Brees	32
Aaron Rodgers	24

GREAT WHEN IT'S LATE

Tom Brady has the best record among any starting quarterback in the final four games of the regular season since the 1970 merger.

QUARTERBACK	W-L RECORD	WIN PCT.
Tom Brady	43-9	.827
Philip Rivers	30-6	.833
Roger Staubach	24-6	.800
Joe Montana	35-12	.745
Steve McNair	28-10	.737

APPROACHING ANOTHER RECORD

Tom Brady played has played in 198 NFL games for the Patriots and is now third all-time in most games played as a Patriots player.

Player	Games Played
Bruce Armstrong	212
Julius Adams	206
Tom Brady	198

BRADY PERFECT VS. 8 TEAMS

Tom Brady improved to a 4-0 record against the Vikings with the win on Sept. 14, 2014 and is undefeated against eight NFL teams: Minnesota (4-0), Atlanta (4-0), Chicago (3-0), Dallas (3-0), Detroit (3-0), Jacksonville (4-0), Philadelphia (3-0) and Tampa Bay (3-0).

MANNING ON BRADY

Peyton Manning on Tom Brady

"I think the one thing that jumps out about Tom is just his consistency. I feel like he's been a better player each year than he was the year before, and that, to me speaks to his work ethic in the offseason, his refusal to be complacent or satisfied. He always feels like he can step his game up one level higher, which in some if the seasons he's had you say, 'How can you get better than that?' But I think he has done that."



TOM BRADY

NEWS & NOTES

BRADY SEASON NOTES

BRADY GOES LONG

2013 marked Tom Brady's third straight 4,000-yard season and the sixth of his career. Brady owns six of the eight 4,000-yard passing seasons in Patriots history.

PATRIOTS TOP PASSING YARDS/SEASON

YARDS	PLAYER	YEAR
5,235	Tom Brady	2011
4,827	Tom Brady	2012
4,806	Tom Brady	2007
4,555	Drew Bledsoe	1994
4,398	Tom Brady	2009
4,343	Tom Brady	2013
4,110	Tom Brady	2005
4,086	Drew Bledsoe	1996

BRADY GAME NOTES

BRADY THROWS FOR THIRD-HIGHEST TOTAL

Tom Brady threw for 432 yards vs. Pittsburgh (11/03/13), marking the fifth time in Brady's career that he has eclipsed the 400-yard mark, the third-highest single-game mark of his career.

MOST PASSING YARDS IN A GAME IN PATRIOTS HISTORY

Player	Date	Opp	Att	Cmp	Yds	TD	Int
Tom Brady	9/12/11	MIA	48	32	517	4	1
Tom Brady	12/16/12	SF	65	36	443	1	2
Tom Brady	11/03/13	PITT	33	23	432	4	0
Drew Bledsoe	11/13/94	MIN	70	45	426	3	0
Drew Bledsoe	11/23/98	MIA	54	28	423	2	2
Tom Brady	9/18/11	SD	40	31	423	3	0

300 IN A HALF

Brady had his fourth 300-yard half and his third 300-yard second half after throwing for 323 yards in the second half vs. Cleveland on Dec. 8, 2013.

YARDS	GAME	HALF
367	vs. San Francisco (12-16-12)	2nd half
345	vs. Tennessee (10-18-09)	1st half
323	vs. Cleveland (12-08-13)	2nd half
306	at Miami (9-12-11)	2nd half

THE BRADY SIX

Tom Brady was the seventh quarterback selected in the 2000 NFL Draft

QUARTERBACKS TAKEN IN THE 2000 NFL DRAFT

Rd	Pick	Player	Taken By
1	18	Chad Pennington	NY Jets
3	65	Giovanni Carmazzi	San Francisco
3	75	Chris Redman	Baltimore
5	163	Tee Martin	Pittsburgh
6	168	Marc Bulger	New Orleans
6	183	Spergon Wynn	Cleveland
6	199	Tom Brady	New England

BRADY HANGS 50

Brady and the Patriots knocked off Pittsburgh, 55-31 on Nov. 3, 2013, the sixth time that New England scored at least 50 points in a game started by Brady, tying Pro Football Hall of Famer Len Dawson.

Date	Opponent	Score
10/28/07	vs. Washington	52-7
11/18/07	at Buffalo	56-10
10/18/09	vs. Tennessee	59-0
9/30/12	at Buffalo	52-28
11/18/12	vs. Indianapolis	59-24
11/03/13	vs. Pittsburgh	55-31

50-YARD DOUBLE DOWN

Brady has thrown at least two 50-yard passes in the same game eight times in his career. His career best came in 2009 with three 50-yard strikes in one game.

BRADY'S GAMES WITH AT LEAST TWO 50-YARD PASSES

10/9/05 @ Atlanta

-55t (3Q) Bethel Johnson
-51 (1Q) Deion Branch

1/14/06 @ Denver *AFC Divisional Playoff Round

-73 (4Q) Deion Branch
-51 (2Q) Andre' Davis

12/31/06 @ Tennessee

-62t (3Q) Reche Caldwell
-52 (1Q) Corey Dillon

12/9/07 vs. Pittsburgh

-63t (2Q) Randy Moss
-56t (3Q) Jabar Gaffney >Flea-flicker w/R. Moss

11/15/09 @ Indianapolis

-63t (2Q) Randy Moss
-55 (1Q) Randy Moss

12/06/09 @ Miami

-58t (1Q) Randy Moss
-58 (2Q) Wes Welker
-81t (3Q) Sam Aiken

11/22/12 @ NY Jets

-83t (2Q) Shane Vereen
-56t (2Q) Julian Edelman

11/03/13 vs. Pittsburgh

-57 (2Q) Danny Amendola
-81t(4Q) Aaron Dobson



PATRIOTS OFFENSIVE NOTES

WR DANNY AMENDOLA

WEARING TROY BROWN'S #80 JERSEY

When Danny Amendola joined the Patriots in the 2013 offseason, he was assigned jersey #80, the same number worn by Patriots' Hall of Famer Troy Brown, who finished his career as the team's all-time leading receiver and is punt returner.

Said Amendola on wearing Brown's jersey #80: "I talked to [Troy Brown] a little bit before I came here. I told him he's one of the greatest ever, and it's an honor to wear No. 80. I'm going to try to represent it the best I can."

RB BRANDON BOLDEN

BETTER THAN AVERAGE

RB Brandon Bolden's 8.6-yard average at Buffalo (9/30/12) is tied for the third highest ever in a single game for the Patriots among running backs with at least 15 rushing attempts. Bolden earned the FedEx Ground Player of the Week for his performance.

HIGHEST RUSHING AVERAGE/SINGLE GAME (MIN. 15 RUSHING ATTEMPTS)

Player	Average
Curtis Martin	9.6 (17-164 vs. Washington, Oct. 13, 1996)
Tony Collins	9.2 (23-212 vs. N.Y. Jets, Sept. 18, 1983)
Sammy Morris	8.6 (16-138 vs. Denver, Oct. 20, 2008)
Jim Nance	8.6 (17-146 at Houston, Dec. 11, 1966)
Brandon Bolden	8.6 (16-137 at Buffalo, Sept. 30, 2012)
Stevan Ridley	8.5 (15-127 at St. Louis, Oct. 28, 2012)

FOOTBALL FAMILY TRADITION

Bolden's grandfather, Frank Pitts, played 10 years in the NFL (1965-74) as a receiver for Kansas City, Cleveland and Oakland. He was with Kansas City for two Super Bowls, losing Super Bowl I and winning Super Bowl IV. Said Bolden about his grandfather, "I remember being 6 years old, him popping in a highlight film of Super Bowl I and IV. I've seen that tape at least 500 times."

OL DAN CONNOLLY

CONNOLLY SETS NFL RECORD

Dan Connolly was named AFC Special Teams Player of the Week after he returned a kickoff 71 yards to the 4-yard line in the second quarter of the Patriots win vs. Green Bay (12/19/10). According to the Elias Sports Bureau, it is the longest kickoff return by an offensive lineman in NFL history. The run by Connolly topped the 48-yard touchdown return by Atlanta's Mal Snyder in 1969. Previously, the longest kickoff return for a Patriots offensive lineman was a 27-yard return by G Stephen Neal vs. Pittsburgh (11/30/08). Connolly's previous best was a 16-yard return vs. Miami (11/8/09).

RB JAMES DEVELIN

IVY LEAGUE JOURNEY

An Ivy League defensive lineman standout at Brown, James Develin graduated in 2010 with a degree in chemical engineering and began lining up interviews with companies he felt might be best suited for the technical skills. However, Develin wanted to give football one last shot, and play in the NFL.

"Football is something that is not around your entire life," Develin told *The Boston Globe*. "I knew if I didn't give it my best shot to play football as a career, that I'd always regret it." Develin made the most of his opportunity by switching positions to fullback. Following stints in the Arena Football League and the now defunct United Football League, Develin caught on with the Cincinnati Bengals practice squad and eventually worked his way to the Patriots 53-man roster full-time in 2013.

WR JULIAN EDELMAN

RECORD RETURNER

WR Julian Edelman set a franchise record with a 94-yard punt return touchdown vs. Miami (1/2/11). The previous longest punt return was an 89-yard touchdown return by Mike Haynes vs. Buffalo (11/7/76). Edelman returned his second career punt for a touchdown vs. Kansas City (11/21/11) with a 72-yard return. He was named AFC Special Teams Player of the Week for his efforts. He scored his third punt return for a touchdown with a 68-yarder vs. Indianapolis (11/18/12) to tie a franchise record.

Most Punt Return Touchdowns/Patriots Career

- 3 Julian Edelman**
- 3 Troy Brown
- 3 Irving Fryar
- 2 Mike Haynes



NOT YOUR AVERAGE RETURNER

Edelman has returned 119 punts for 1,427 yards during his career and is tied for first in team history and seventh in NFL history with a 12.0 average.

HIGHEST PUNT RETURN AVERAGE, PATRIOTS CAREER (20 Returns)

Player	Punt Rt Avg.	Year
Julian Edelman	12.0	2009-14 (119-1,427)
Mack Herron	12.0	1973-75 (74-888)
Carl Garrett	11.3	1969-72 (43-487)
Wes Welker	10.4	2007-12 (114-1,185)

HIGHEST PUNT RETURN AVERAGE IN THE NFL (75 Returns)

Player	Punt Rt Avg.	Year
George McAfee (Chicago)	12.8 (112-1,431)	(1940-41, 1945-1950)
Jack Christiansen (Detroit)	12.8 (85-1,084)	(1951-58)
Claude Gibson (SD, OAK)	12.6 (110-1,381)	(1961-65)
Devin Hester (Chicago/Atlanta)	12.3 (272-3,356)	(2006-present)
Bill Dudley (PITT, DEN, WAS)	12.2 (124-1,515)	(1942-53)
Rick Upchurch (DEN)	12.1 (248-3,008)	(1975-83)
Julian Edelman (NE)	12.0 (119-1,427)	(2009-present)



PATRIOTS OFFENSIVE NOTES

ANOTHER TEAM RECORD

Edelman had a 47-yard run in the fourth quarter vs. Indianapolis (11/18/12). It is the longest run ever by a Patriots receiver, topping Troy Brown's 35-yard run vs. Tampa Bay on (9/3/00).

FROM STANDOUT QB TO WR

Edelman began his college football career with a year at the College of San Mateo (Calif.) before transferring to Kent State where as a senior he completed 56 percent of his passes (153 of 275 passes for 1,820 yards) with 13 touchdowns. He was also the leading rusher, gaining 1,551 yards on 215 attempts (an average of 7.5 yards per carry) and scoring 13 touchdowns. His offensive numbers broke Kent State's single-season record for total offense set by Joshua Cribbs in 2003. Said head coach Bill Belichick on the versatility of Edelman: "He played the quarterback position in college at Kent State and all the positions really that he's played in the NFL – covering kicks, returning kicks, slot receiver, outside receiver, slot defender – he didn't do any of those things in college. I think that really speaks to his versatility and how much he's grown as a player and how many things he's learned how to do that he really didn't have much experience with in college. I'd say that's pretty unusual, especially to be as competent in them as he is."

RETURNS PILING UP

Julian Edelman is in fourth place in team history with 119 punt returns.

MOST PUNT RETURNS IN PATRIOTS HISTORY

Player	Punt Returns
1. Troy Brown	252
2. Irving Fryar	206
3. David Meggett	142
4. Julian Edelman	119
5. Wes Welker	114
6. Mike Haynes	111

Edelman is in fourth place in team history with 1,427 punt return yards and needs 12 punt return yards to move past David Meggett (1,438) into third place in team history.

MOST PUNT RETURN YARDS IN PATRIOTS HISTORY

Player	Punt Return Yards
1. Troy Brown	2,625
2. Irving Fryar	2,055
3. David Meggett	1,438
4. Julian Edelman	1,427
5. Wes Welker	1,185

BEST PUNT RETURN AVERAGE IN A SEASON

Edelman has the two best punt return averages in a single season in New England history. In 2010, Edelman led the AFC and finished second in the NFL with a 15.3 punt return average. Chicago's Devin Hester led the NFL with a 17.1-yard average.

PATRIOTS BEST PUNT RETURN AVERAGE/SEASON (MIN. 15 RETURNS)

PLAYER	PR AVG.	YEAR
Julian Edelman	15.5	2012
Julian Edelman	15.3	2010
Mack Herron	14.8	1974
Troy Brown	14.2	2001

EDELMAN TAKES HIS FATHER'S ADVICE

If there is one thing Julian Edelman has never lacked, it's athletic ability. A dual-threat quarterback at Kent State and former baseball standout in high school, Edelman once wowed Toronto Blue Jays players with his impressive footwork while fielding ground balls in an appearance at batting practice in 2011.

This natural ability may have been overlooked by NFL scouts, who let him fall to the Patriots in the seventh round of the 2009 NFL Draft. Edelman remains focused on the lessons his father, Frank Edelman, taught him at a young age. "I'm still constantly trying to learn," Edelman told the *Boston Herald*. "My dad always put it in my head, when you're green, you're growing, when you're ripe, you're lost. When you're done learning, you're done."

EDELMAN ECLIPSES 1,000-YARDS

Edelman finished the 2013 season with 1,056 receiving yards to become the 10th Patriots player to register a 1,000-yard season.

1,000-YARD RECEIVING SEASONS IN PATRIOTS HISTORY

Player	Yards	Season
Wes Welker	1,569	2011
Randy Moss	1,493	2007
Stanley Morgan	1,491	1986
Wes Welker	1,354	2012
Wes Welker	1,348	2009
Rob Gronkowski	1,327	2011
Randy Moss	1,264	2009
Troy Brown	1,199	2001
Wes Welker	1,175	2007
Ben Coates	1,174	1994
Wes Welker	1,165	2008
Terry Glenn	1,147	1999
Terry Glenn	1,132	1996
Julian Edelman	1,056	2013
Stanley Morgan	1,029	1981
Irving Fryar	1,014	1991
Harold Jackson	1,013	1979
Randy Moss	1,008	2008
Stanley Morgan	1,002	1979

EDELMAN HITS THE CENTURY MARK

Edelman finished the 2013 season fourth in the NFL with 105 receptions to join Wes Welker (2007-09, 11-12) and Troy Brown (2001) as the only Patriots to reach 100 receptions in a season. Edelman averaged 6.4 receptions per game in 2013.

PATRIOTS PLAYERS WITH 100 RECEPTIONS

Player	Receptions	Season
Wes Welker	123	2009
Wes Welker	122	2011
Wes Welker	118	2012
Wes Welker	112	2007
Wes Welker	111	2008
Julian Edelman	105	2013
Troy Brown	101	2001



PATRIOTS OFFENSIVE NOTES

QB JIMMY GARAPPOLO


GAROPPOLO FIRSTS

Jimmy Garoppolo saw his first game action and engineered a 7-play, 81-yard drive that included a 37-yard pass to WR Brandon LaFell before he culminated the drive with a 13-yard touchdown pass to TE Rob Gronkowski.

TE ROB GRONKOWSKI

RECEIVING YARDS RECORD

Rob Gronkowski finished the 2011 season with 1,327 receiving yards, surpassing San Diego's Kellen Winslow's 1980 record of 1,290 receiving yards for most receiving yards in a season by a tight end.



MOST RECEIVING YARDS BY TIGHT END IN THE NFL

Player	Yards	Year
Rob Gronkowski	1,327	2011
Jimmy Graham (NO)	1,310	2011
Kellen Winslow (SD)	1,290	1980
Tony Gonzalez (KC)	1,258	2004
Todd Christensen (Raiders)	1,247	1983
Jimmy Graham (NO)	1,215	2013
Jackie Smith (STL)	1,205	1967
Tony Gonzalez (KC)	1,203	2000
Pete Retzlaff (PHI)	1,190	1965
Ben Coates (NE)	1,174	1994

MOST RECEIVING YARDS BY A PATRIOTS TIGHT END

Player	Yards	Year
Rob Gronkowski	1,327	2011
Ben Coates	1,174	1994
Ben Coates	915	1995
Aaron Hernandez	910	2011
Marv Cook	808	1991
Don Hasselbeck	808	1981

MOST RECEPTIONS BY A PATRIOTS TIGHT END

Player	Yards	Year
Ben Coates	96	1994
Rob Gronkowski	90	2011
Ben Coates	84	1995
Marv Cook	82	1991
Aaron Hernandez	79	2011

BRADY TO GRONK ON REPEAT

THE MOST TD CONNECTIONS BETWEEN A QB AND A TE IN NFL HISTORY

Quarterback	Tight End	Team	TD Connections
Phillip Rivers	Antonio Gates	San Diego	65
Tom Brady	Rob Gronkowski	New England	45
Drew Bledsoe	Ben Coates	New England	45
Drew Brees	Jimmy Graham	New Orleans	44
Peyton Manning	Dallas Clark	Indianapolis	44
Sonny Jurgensen	Jerry Smith	Washington	43
Dan Fouts	Kellen Winslow	San Diego	41
John Elway	Shannon Sharpe	Denver	41

GRONKOWSKI IS STREAKING

Gronkowski has caught at least one pass in all 55 regular season games that he has played in his career. The only game that Gronkowski has played in at the NFL level where he did not have at least one reception was the 2012 AFC Divisional Playoff game vs. Houston when he left the game in the first quarter with an injury.

LONGEST CURRENT STREAKS OF CONSECUTIVE GAMES WITH A RECEPTION BY TIGHT ENDS

93 Owen Daniels (Houston/Baltimore)

92 Jason Witten (Dallas)

86 Heath Miller (Pittsburgh)

55 Rob Gronkowski (New England)

TIGHT END TD RECORD

Gronkowski set an NFL record for most touchdowns by a tight end with 18 overall touchdowns in 2011 (17 receiving and 1 rushing). In addition to his 17 touchdown receptions, Gronkowski scored on a lateral in the third quarter vs. Indianapolis (12/4/11), credited as his first career rushing play.

MOST TOTAL TDs BY A TIGHT END IN A SINGLE NFL SEASON

	Player	Team	Year	TDs
18	Rob Gronkowski	NE	2011	(17 pass, 1 rush)
16	Jimmy Graham	NO	2013	(16 pass)
13	Vernon Davis	SF	2013	(13 pass)
13	Vernon Davis	SF	2009	(13 pass)
13	Antonio Gates	SD	2004	(13 pass)

MOST TD RECEPTIONS BY A TIGHT END IN A SINGLE NFL SEASON

	Player	Team	Year	Receptions
17	Rob Gronkowski	NE	2011	
16	Jimmy Graham	NO	2013	
13	Vernon Davis	SF	2013	
13	Vernon Davis	SF	2009	
13	Antonio Gates	SD	2004	

FIRST TIGHT END TO SCORE A RUSH TD

Gronkowski scored a 2-yard touchdown on a lateral from Tom Brady in the third quarter vs. Indianapolis (12/4/11), becoming the first tight end in Patriots history to score a rushing touchdown. Gronkowski is the first NFL tight end to score a rushing touchdown since Tennessee's Bo Scaife had a 31-yard scoring run against Baltimore on Nov. 12, 2006. He is the first tight end since the 1970 merger to have two receiving touchdowns and a rushing touchdown in the same game.



PATRIOTS OFFENSIVE NOTES

THREE STRAIGHT 10-TD SEASONS

Gronkowski had three straight 10 touchdown seasons (10 in 2010, 18 in 2011 and 11 in 2012). Gronkowski joins Randy Moss (2007, 2008 and 2009) and Corey Dillon (2004, 2005, 2006) as the only Patriots with three straight 10-plus touchdown seasons and three 10-plus touchdown seasons overall.

CONSECUTIVE 10-PLUS TD SEASONS / PATRIOTS HISTORY

3 Rob Gronkowski - 2010, 2011, 2012

3 Randy Moss - 2007, 2008, 2009

3 Corey Dillon - 2004, 2005, 2006

2 BenJarvus Green-Ellis - 2010, 2011

2 Curtis Martin - 1995, 1996

MOST 10-PLUS TOUCHDOWN SEASONS / PATRIOTS HISTORY

3 Rob Gronkowski - 2010, 2011, 2012

3 Randy Moss - 2007, 2008, 2009

3 Corey Dillon - 2004, 2005, 2006

2 BenJarvus Green-Ellis - 2010, 2011

2 Curtis Martin - 1995, 1996

2 Stanley Morgan - 1979, 1986

FASTEST TO 20 TDS

Gronkowski reached the 20-touchdown mark in just 26 career games, the fewest games among tight ends in NFL history.

TEs TO REACH 20 TD REC. IN THE FEWEST GAMES

Player	Team	Games to 20 TD catches
Rob Gronkowski	Patriots	26
Mike Ditka	Chicago	31
Kellen Winslow	San Diego	35
Antonio Gates	San Diego	37

NFL TOUCHDOWN RECORD

Gronkowski had 11 touchdowns in 2012 and is the first tight end in NFL history to have three straight 10-plus touchdown seasons.

CONSECUTIVE 10-PLUS TD SEASON BY A TE/NFL HISTORY

3 Rob Gronkowski 10 in 2010, 18 in 2011, 11 in 2012

2 Antonio Gates 13 in 2004 and 10 in 2005

SECOND ON PATRIOTS TEAM LIST

MOST RECEIVING TOUCHDOWNS BY A PATRIOTS TIGHT END

Player	TD	Years
Ben Coates	50	1991-99
Rob Gronkowski	46	2010-Present
Russ Francis	28	1975-80, 87-88
Ben Watson	20	2004-09

PATRIOTS TOUCHDOWN LIST

Rob Gronkowski is fifth in Patriots history with 47 career touchdowns and needs three more to tie Ben Coates and Randy Moss (50 each) for second all-time, behind team leader Stanley Morgan with 68 career touchdowns.

MOST CAREER TOUCHDOWNS IN PATRIOTS HISTORY

Player	Touchdowns
Stanley Morgan	68 (67 rec, 1 ret.)
Ben Coates	50 (50 rec.)
Randy Moss	50 (50 rec.)
Sam Cunningham	49 (43 rush, 6 rec.)
Rob Gronkowski	47 (46 rec, 1 rush)

MOST TD CATCHES BY A PATS TE

MOST TD CATCHES IN A SEASON BY A PATRIOTS TE

Player	Year	Rec	Yds	Avg	Lg	TD
Rob Gronkowski	2011	90	1327	14.7	52t	17
Rob Gronkowski	2010	42	546	13	28	10
Ben Coates	1996	62	682	11	84t	9

Gronkowski finished the 2011 season with 90 receptions, posting the 15th season with 90 or more receptions by a tight end.

SECOND TO ONE

Gronkowski finished the 2011 season with 18 overall touchdowns (17 receiving, 1 rushing), passing Curtis Martin (17 overall in 1996) for the second highest single-season total in Patriots history.

PATRIOTS RECORD BOOK / MOST TOUCHDOWNS IN A SEASON

Player	Season	TDs
Randy Moss	2007	23
Rob Gronkowski	2011	18
Curtis Martin	1996	17

FINDING A WAY TO SCORE

Since Rob Gronkowski entered the league in 2010, he has the highest touchdown reception percentage among players with at least 100 receptions and 15 touchdowns.

Player, Team	Rec	TD	Pct
Rob Gronkowski, New England	245	46	18.8
Eric Decker, Denver/N.Y. Jets	236	35	14.8
Vernon Davis, San Francisco	225	33	14.7

ALL-PURPOSE PLAYER

In 2011, Gronkowski became the second tight end in NFL history to rush for a touchdown, catch a touchdown, record a tackle and return a kickoff in the same season. Bo Scaife was the first to accomplish the feat in 2006 with Tennessee.



PATRIOTS OFFENSIVE NOTES

FASTEST TO 40 TOUCHDOWNS

Gronkowski scored his 40th touchdown reception on a 9-yard pass from Tom Brady at Carolina on Nov. 18, 2013 in his 47th NFL game, becoming the fastest tight end to reach 40 touchdowns.

FASTEST TO 40 TOUCHDOWNS RECEIVING/ TIGHT END

Player Games to 40 touchdown receptions

Rob Gronkowski (NE)	47 Games
Jimmy Graham (NO)	61 Games
Antonio Gates (SD)	71 Games
Jerry Smith (WAS)	76 Games
Kellen Winslow SR. (SD)	92 Games
Dallas Clark (IND)	96 Games
Tony Gonzalez (KC)	101 Games

END ZONE DOUBLE DOWN

Gronkowski's seven games with two or more touchdowns in 2011 are an NFL record for a tight end. Antonio Gates (San Diego in 2004) and Jerry Smith (Washington in 1967) each had four two-touchdown games. Gronkowski has 12 such games in his NFL career.

MOST GAMES WITH 2+ TD RECEPTIONS/SEASON

8	Randy Moss (Patriots)	2007
7	Rob Gronkowski (Patriots)	2011
7	Cris Carter (Minnesota)	1995
7	Jerry Rice (San Francisco)	1987

SECOND-MOST TDS SINCE 2010

Gronkowski's 46 touchdown receptions since the start of the 2010 season are second, behind Calvin Johnson's 47. Gronkowski's 47 overall touchdowns are tied for fourth with Calvin Johnson, behind Arian Foster (52), Adrian Peterson (50), Arian Foster (50) and Marshawn Lynch (50).

MOST TOUCHDOWNS RECEPTIONS BY A TIGHT END SINCE 2010

<i>Player</i>	<i>Touchdowns</i>
Rob Gronkowski	46
Jimmy Graham	44
Vernon Davis	33
Antonio Gates	33
Tony Gonzalez	29
Jason Witten	25
Greg Olsen	44

MOST TOUCHDOWN RECEPTIONS SINCE 2010

<i>Player</i>	<i>Touchdowns</i>
Calvin Johnson	47
Rob Gronkowski	46
Jimmy Graham	44
Dez Bryant	44

GRONKOWSKI HAS 13 CAREER 100-YARD GAMES

Gronkowski registered his 13th career 100-yard game and his first of the 2014 season in the win vs. Cincinnati (10/05/14). He has the team mark for the most 100-yard games by a tight end.

MOST 100-YARD GAMES BY A PATRIOTS TIGHT END

Player 100-Yard Games

Rob Gronkowski	13
Ben Coates	9

ALL IN THE FAMILY

Gronkowski grew up playing football against his brothers in the backyard. Two of his brothers have NFL playing experience. Dan Gronkowski, finished the 2011 season with Cleveland after spending part of the season with the Patriots. He also spent time with Detroit (2009) and Denver (2010). Chris was with San Diego in 2013 after spending 2012 with Denver, 2010 with Dallas and 2011 with Indianapolis. The Gronkowskis are among 23 different sets of three brothers to have played in the NFL and join nine other families with at least three brothers in the NFL playing at the same time.

<i>Family</i>	<i>Brothers</i>	<i>Yr. in NFL at Same Time</i>
Gronkowski	Rob, Dan, Chris	2010-2011
Baldinger	Brian, Gary, Rich	1986-88, 90-92
Browner	Joey, Keith, Ross	1984-87
Olsen	Merlin, Phil, Orrin	1976
Saul	Rich, Bill, Ron	1970
Richardson	Gloster, Tom, Willie	1969
Rooney	Bill, Cobb, Joe	1924-27
Kinderdine	Hobby, Shine, Walt	1924
Nesser	Al, Frank, Fred, John, Phil, Ted	1921

IN GOOD COMPANY

In 2011, Rob Gronkowski joined Dallas Clark, Jimmy Graham, Tony Gonzalez and Todd Christiansen, as the only tight ends in NFL history with 90-plus receptions, 1,000-plus yards and 10-plus touchdown receptions in a single season.

TIGHT ENDS WITH 90-PLUS RECEPTIONS, 1000-PLUS YARDS AND 10-PLUS TOUCHDOWNS IN A SEASON

<i>Player</i>	<i>Rec.</i>	<i>Yards</i>	<i>TDs</i>	<i>Year</i>
Rob Gronkowski (NE)	90	1,327	17	2011
Jimmy Graham (NO)	99	1,310	11	2011
Dallas Clark (IND)	100	1,106	10	2009
Tony Gonzalez (KC)	96	1,058	10	2008
Todd Christensen (LAR)	92	1,247	12	1983



PATRIOTS OFFENSIVE NOTES

MOVING ON UP

Gronkowski has 46 touchdown receptions and needs four more to tie Ben Coates and Randy Moss for second all-time on the Patriots list, behind team-leader Stanley Morgan (67).

MOST PATRIOTS TOUCHDOWN RECEPTIONS/CAREER

67	Stanley Morgan
50	Ben Coates
	Randy Moss
46	Rob Gronkowski
42	Gino Cappelletti
39	Jim Colclough
38	Irving Fryar



LAFELL FINDS THE END ZONE

WR Brandon LaFell scored his first touchdown with the Patriots on a 44-yard touchdown pass from Tom Brady in the third quarter at Kansas City [09/29/14].

LAFELL HITS CENTURY MARK

LaFell finished the game against Kansas City with six receptions for 119 yards for his first 100-yard day as a Patriot and the third 100-yard day of his career.



AVERAGE AT BEST

Ridley has 639 rushing attempts for 2,794 yards for a 4.37- yard average to qualify for the team lead in rushing average.

HIGHEST AVERAGE RUSHING GAIN (CAREER) (450 ATTEMPTS)

Player	Average
Stevan Ridley	4.37, 2011-2014 (639-2,794)
Corey Dillon	4.22, 2004-06 (753-3,180)
Craig James	4.22, 1984-88 (585-2,469)
Kevin Faulk	4.17, 1999-11 (864-3,607)
Laurence Maroney	4.17, 2006-09 (582-2,430)

A NOSE FOR THE END ZONE

Since 2012, Stevan Ridley ranks fourth in the NFL and leads the AFC with 21 rushing touchdowns.

MOST RUSHING TOUCHDOWNS SINCE 2012

Player	Team	Rushing Touchdowns
Marshawn Lynch	Seattle	26
Alfred Morris	Washington	23
Adrian Peterson	Minnesota	22
Stevan Ridley	New England	21

1,000-YARD CLUB

Stevan Ridley reached 1,000 yards in 2012 to give New England its 15th 1,000-yard rushing season. He is the 12th Patriots player to reach 1,000 yards and his 1,263 yards was the fourth-most in franchise history.

PATRIOTS WITH 1,000 YARDS RUSHING IN A SEASON

Player	Yards	Year
Stevan Ridley	1,263	2012
BenJarvus Green-Ellis	1,008	2010
Corey Dillon	1,635	2004
Antowain Smith	1,157	2001
Robert Edwards	1,115	1998
Curtis Martin	1,160	1997
Curtis Martin	1,152	1996
Curtis Martin	1,487	1995
Leonard Russell	1,088	1993
John Stephens	1,168	1988
Craig James	1,227	1985
Tony Collins	1,049	1983
Sam Cunningham	1,015	1977
Jim Nance	1,216	1967
Jim Nance	1,458	1966

RIDLEY GOES LONG

Stevan Ridley had a career-best 43-yard run in the third quarter vs. Cincinnati [10/5/14]. Ridley now has a 14 career 20-yard runs, the most in Patriots history. He was tied with Antowain Smith and Corey Dillon with 13 20-yard runs.



PATRIOTS OFFENSIVE NOTES



LIKE FATHER LIKE SON

Matthew Slater is one of 10 sons of Hall of Fame members to be drafted in NFL history.

HALL OF FAME FATHERS WITH SONS DRAFTED IN THE NFL

Jackie Slater (class of 2001) – son, Matthew Slater (NE)

Bobby Bell (class of 1983) – son, Bobby Bell (NYJ)

Tony Dorsett (class of 1994) – son, Anthony Dorsett (HOU)

Bob Griese (class of 1990) – son, Brian Griese (DEN)

Russ Grimm (class of 2010) – son, Cody Grimm (TB)

Howie Long (class of 2000) – son, Chris Long (STL)

son, Kyle Long (CHI)

Bruce Matthews (class of 2007) – son, Jake Matthews (ATL)

Don Shula (class of 1997) – son, Mike Shula (TB)

Kellen Winslow (class of 1995) – son, Kellen Winslow (CLE)

ALL-STAR COMBINATION

Matthew Slater was voted to his third straight Pro Bowl in 2013. His father, Jackie Slater, went to seven Pro Bowls. The Slater family's 10 combined Pro Bowls are the second most among father-son contingents to have been voted to at least one Pro Bowl each.

MOST FATHER AND SON PRO BOWL SELECTIONS

Players	Pro Bowls
Archie (2), Peyton (13) and Eli Manning (3)	18
Jackie (7) and Matthew Slater (3)	10

SLATER'S EMERGENCE WAS SPECIAL

Bill Belichick acknowledged Matthew Slater's role as a gunner on special teams: "Matt is one of the best in the league," Belichick said. "Any time the punt return team has to double somebody, that makes it one less guy they can use somewhere else in the return. He almost always draws two guys out there unless they're in an eight-man rush. Most of the time, there's two guys out there — fourth-and-short, where they're trying to protect the box — but he draws a lot of double teams, and deservedly so. He does an outstanding job of covering punts."

ELECTED TEAM LEADER

Patriots wide receiver Matthew Slater has been named to three straight Pro Bowls (2011-13) for his special teams work, but perhaps more revealing of his value to New England is the fact that he has been elected a captain by his teammates for the fourth straight season in 2014.

The special teams ace was willing to share his advice on being a great captain with high school football players in a story published by *The Boston Globe*. "I think first and foremost, you have to be able to put others before yourself. Being a captain and leadership is about serving, and to me, that means a great deal of sacrifice — putting aside personal agendas for the greater common goal. Leadership is equated with sacrifice. I think you have to be willing to do whatever it takes for the unit to succeed. I think you need to lead by example. A lot of times, it's about what you do, not what you say."

SLATER ON BILL BELICHICK

"Guys have really bought into what we're trying to do here and believing in the goals that we've set to accomplish. We try not to acknowledge all the noise and hype surrounding ballgames. We prepare ourselves to have success by the way we work day-in and day-out on the field and in the meeting room, but it definitely starts with our leadership on this team."



2011 FIRST ROUND PICK NATE SOLDER

It only took a day for Nate Solder to decide to change from his lifelong position of tight end to tackle after playing his freshman year at Colorado as a tight end. "My coaches came to me and said, 'You'd be an all right tight end, but you'd be an even better tackle,'" he told the *Boston Globe*. "I've always wanted to be great, so that's why I moved to tackle."

He added over 30 pounds after his redshirt freshman season and was named the team's starting left tackle. He played in 2,540 of 2,542 offensive plays over the next three seasons at Colorado and became an immediate contributor on the Patriots offensive line at right tackle as a rookie before moving to left tackle.



VEREEN SETS TWO RECORDS IN ONE GAME

Shane Vereen had 12 receptions for 153 yards vs. Cleveland on Dec. 8, 2013, setting a single-game franchise record for most receptions and most receiving yards by a running back.

MOST RECEIVING YARDS BY A PATRIOTS RUNNING BACK/SINGLE GAME

Player	Game	Yards
Shane Vereen	vs. Cleveland (12/08/13)	153
Dick Christy	vs. Oakland (11/04/60)	124
Joe Johnson	vs. Houston (11/25/60)	123

MOST RECEPTIONS BY A PATRIOTS RUNNING BACK/SINGLE GAME

Player	Game	Rec.
Shane Vereen	vs. Cleveland (12/08/13)	12
Kevin Faulk	vs. Tampa Bay (09/03/00)	11
Leroy Thompson	vs. Minnesota (11/13/94)	11
Tony Collins	vs. Philadelphia (11/29/87)	11



PATRIOTS DEFENSIVE NOTES

SIXTH NFL RUNNING BACK TO POST 150 YARDS RECEIVING IN A SINGLE GAME IN THE LAST 10 SEASONS

Player	Team	Yards
Jamaal Charles (2013)	Kansas City	195
Brain Westbrook (2004)	Philadelphia	156
Jahvid Best (2010)	Detroit	154
Shane Vereen (2013)	Patriots	153
Darren Sproles (2014)	Philadelphia	152
Matt Forte (2010)	Chicago	151



RYAN WENDELL LEADS THE NFL IN PLAY SNAPS IN 2012

Ryan Wendell played a league-high 1,249 snaps in 2012 and it helped earn him a spot on the *USA Today* All-Joe team. Said Wendell: "I think first it says a lot about the organization, our training staff and our strength training coaches, that they do everything they can all season and all off-season and during the spring to keep us healthy throughout the whole season. I think it says more about them than it does about me individually."



WHAT'S IN A NUMBER?

When Arrington was first making the transition from Hofstra to the NFL in 2008, he was assigned jersey No. 42. At that point in his career, he was cut by both the Eagles and Buccaneers. When Arrington first arrived in New England as a practice squad player in 2009, he initially donned No. 27. But when No. 24 became available, a result of Jonathan Wilhite leaving in free agency after the 2010 season, Arrington pounced on it.

The reason is that it reflects how he's flipped his NFL fortunes – from a No. 42 struggling to hang on to a No. 24 who has carved out a role on a winning team. Arrington moved from 24 to 25 in an agreement with Adrian Wilson in 2013 to accommodate the veteran's desire to keep the same jersey he had worn during his 12-year NFL career.



JAMIE COLLINS' JOURNEY

The road to the NFL has been anything but easy for linebacker and 2013 second-round draft pick Jamie Collins. The youngest of five siblings growing up in Meadville, Miss., Collins lost both of his parents when he was six years old and was raised by one of his sisters, who was in her mid 20s.

Collins turned to football as an outlet to help him through the tough times. "It means a lot. It's my living," Collins told *The Boston Herald*. "It kept me on track." Collins' resiliency in dealing with adversity has made a lasting impact on fellow Mississippi native Stevan Ridley, who grew up 30 miles west of Meadville in Natchez, Miss., and got to know Collins through a family friend. "What I've known about him, he really has been a strong person," Ridley told the Herald. "Anybody that's gone through the things that he's gone through and can still find a way to be successful on the football field, you have to be mentally tough. That's what he's kind of done as a teammate here. He's come in here and accepted his role and did a pretty good job as a rookie."



EASLEY REGISTERS FIRST INT

2014 first round draft pick Dominique Easley registered his first NFL interception in the fourth quarter off QB Matt Cassel at Minnesota (09/14/14). It was his first interception since high school.



PATRIOTS DEFENSIVE NOTES



WEARING BRUSCHI'S JERSEY #54

As a first round draft pick, Dont'a Hightower is used to high expectations. Hightower went to training camp with jersey #45 but was switched to jersey #54 prior to the start of his rookie year in 2012. Former LB Tedy Bruschi wore #54 for 13 seasons.

Hightower understands the importance of the number and hopes to live up to its legacy. "I definitely feel honored to be able to wear this number," Hightower said. "I've read that Tedy didn't want it to be retired and he hoped another linebacker would come in and be able to wear this number and be able to play as well. I feel honored. Tedy was a great player, and he means a lot to this organization. I'm definitely proud to be able to wear this number."

HIGHTOWER HAS A CAREER FIRST

LB Dont'a Hightower registered his first career two-sack game at Minnesota (09/14/14).



FOLLOWING IN BROTHERS' FOOTSTEPS

Chandler Jones has two brothers, Arthur, a fifth-round NFL Draft selection by the Baltimore Ravens in 2010 (currently with the Indianapolis Colts), who was a Syracuse defensive tackle, and Jon "Bones" Jones, a UFC fighter and the reigning Lightweight Champion.

RACKING UP SACKS

Chandler Jones reached a career high with 11½ sacks in 2013. He had six sacks as a rookie in 2012 and has 2 ½ sacks so far in 2014.

MOST SACKS IN THE FIRST THREE SEASONS/PATRIOTS HISTORY

Player	Seasons	Sacks
Garin Veris	1985-87	28.0 (10.0, 11.0, 7.0)
Andre Tippett	1982-84	27 (0, 8.5, 18.5)
Willie McGinest	1994-96	25 (4.5, 11, 9.5)
Chris Slade	1993-95	22.5 (9.0, 9.5, 4.0)
Brent Williams	1993-95	20 (7.0, 5.0, 8.0)
Chandler Jones	2012-14	20. (6.0, 11.5, 2.5)

JONES PILED UP SACKS IN 2013

Jones finished the 2013 season with 11½ sacks on the year. The Patriots have now had a player finish with 10 or more sacks in a season 15 times in team history.

PATRIOTS 10-PLUS SACK SEASONS

Sacks	Player	Year
12.0	Tony McGee	1977
10.0	Bobby Hamilton	1977
11.5	Tony McGee	1978
10.5	Tony McGee	1979
18.5	Andre Tippett	1984
16.5	Andre Tippett	1985
10.0	Garin Veris	1985
11.0	Garin Veris	1986
12.5	Andre Tippett	1987
11.0	Willie McGinest	1995
12.5	Mike Vrabel	2007
10.0	Tully Banta-Cain	2009
10.0	Mark Anderson	2011
10.0	Andre Carter	2011
11.5	Chandler Jones	2013

DEFENSIVE PLAYER OF THE WEEK

Chandler Jones was named AFC Defensive Player of the Week for his performance in the Patriots' 30-7 victory at Minnesota on Sept. 14, 2014. It is the first time in Jones' career that he has received an AFC Player of the Week honor. He was named AFC Defensive Player of the Month for November last season and NFL Defensive Rookie of the Month in September 2012.

Jones blocked a 48-yard field goal attempt and returned it 58 yards for a touchdown to give New England a 24-7 halftime lead. He also finished the game with eight total tackles and his fifth career two-sack game.

The last time the Patriots earned an AFC Defensive Player of the Week honor was Week 10 of the 2011 season when Andre Carter tied a team record with four sacks at N.Y. Jets (11/13/11).

JONES ACHIEVES TRIFECTA

DL Chandler Jones blocked a second-quarter Minnesota 48-yard field goal attempt, recovered the loose ball and returned it 58 yards for a touchdown. It is the fifth blocked field goal returned for a touchdown in Patriots history and the first returned for a touchdown since S Patrick Chung blocked a field goal attempt that was returned 35 yards for a touchdown by DB Kyle Arrington at Miami on Oct. 4, 2010. It is the second field goal block by Jones. He blocked a 39-yard attempt vs. Miami on Oct. 27, 2013. It is Jones' second career touchdown. He recovered an errant shotgun snap squibbed into the end zone at Baltimore on Dec. 22, 2013.



PATRIOTS DEFENSIVE NOTES

MULTIPLE SACKS FOR JONES

Jones finished with his fifth career two-sack game at Minnesota (09/14/14). He had three two-sack games in 2013.



THIRD TEAM'S A CHARM

Chris Jones had an early introduction to failure in the NFL. Taken behind 37 other defensive linemen in the 2013 NFL Draft, the defensive tackle was cut by two teams over a span of just 11 days. After selecting him in the sixth round with the 198th overall pick, the Houston Texans cut Jones on Aug. 31. Jones signed with the Tampa Bay Buccaneers on Sept. 1, but lasted only 10 days, as the Buccaneers released him on Sept. 10. Rather than be deterred by these early disappointments, however, Jones maintained a positive outlook when he signed with the Patriots on Sept. 11, and it has paid off in a big way. Thrust into a starting role after key injuries to the defensive line, Jones finished his rookie season with six sacks.

Jones' sudden success may have come as a surprise to some, but not to Dave Clawson, Jones' college coach at Bowling Green. Jones was part of Clawson's first recruiting class and blossomed into an All-American and two-time captain for the Falcons. "It's hard to talk about Chris without getting a little bit emotional," Clawson told the *The Boston Herald*, "because he was that special of a player and person in our program."



MAYO A TACKLING MACHINE

Jerod Mayo had his fifth straight 100-tackle season and his second season with over 180 total tackles after finishing the 2012 season with 184 tackles, the fifth-highest single season tackle total in franchise history. Mayo registered at least 10 tackles in 10 games, including a season-high of 20 vs. the New York Jets (10/28/12). He matched his career-best with 10 games with 10 tackles.



PATRIOTS SINGLE SEASON TACKLE LEADERS ALL-TIME

Year	Player	Tackles
1983	LB Clayton Weishuhn	229
1984	LB Steve Nelson	207
2010	LB Jerod Mayo	193
1980	LB Steve Nelson	186
2012	LB Jerod Mayo	184

MAYO TIES TEAM MARK

Jerod Mayo has led the Patriots in tackles in every season he has played except for the 2013 season when he was limited to six games due to injury. He enters this week leading the team with 47 total tackles, putting him on pace for 150 total tackles.

Most years Leading the Patriots in Tackles

5 Jerod Mayo (2008, 2009, 2010, 2011, 2012)
5 Vincent Brown (1991, 1992, 1993, 1994, 1995)
5 Steve Nelson (1979, 1980, 1982, 1984, 1985)

YOUNG LEADER

Jerod Mayo learned knowledge and discipline are the keys to success while spending afternoons with his three brothers under the supervision of their grandfather, Walter Johnson, a retired Air Force veteran of 30 years. While Mayo's mother worked two jobs, Johnson taught the boys discipline, responsibility and the value of life. Those lessons helped Mayo develop a work ethic and demeanor that has earned him the nickname of "Old Soul" from his teammates. His leadership skills and talent helped him become only the second Patriot to be named AFC Rookie of the Year, earning that title in 2008 to join Michael Haynes (1976).

MAYO ON TEAM SUCCESS

Mayo, who serves as a defensive co-captain for New England, says the team's continued success is a result of the entire organization working towards one common goal.

"If you want to be a good football team, you'll never be stuck in rush-hour traffic," says Mayo. "You are the first one here and the last one to leave. I think guys really buy into that, guys that come from other teams, I think they follow the lead of the bulk of this team."



PATRIOTS DEFENSIVE NOTES



DOUBLE TROUBLE: DB DEVIN McCOURTY

After being selected by the Patriots in the first round of the 2010 NFL Draft, DB Devin McCourty became part of a select group in league history. McCourty's identical twin brother, Jason, is a cornerback with Tennessee, selected in the sixth round of the 2009 NFL Draft. The two are the 12th set of twins to play in the NFL. Devin redshirted for the 2005 season and therefore was a year behind his brother in eligibility. McCourty is the second twin to suit up for the Patriots, after CB Kato Serwanga was a member of the team from 1998-2000. His twin brother, Wasswa, played for San Francisco and Minnesota from 1999-2001. According to McCourty's mother, the two can only be told apart by tiny scars on their faces left by chickenpox. The McCourty twins are one of two active sets of twins playing in the NFL.

[Current Twins Playing in the NFL](#)

Devin (NE) and Jason McCourty (TEN)

Maurkice (PIT) and Mike Pouncey (MIA)

McCOURTY GOES LONG

Devin McCourty had a 104-yard kickoff return for a touchdown vs. N.Y. Jets (10/21/12), the second longest kickoff return in team history. Ellis Hobbs has the longest in team history with a 108-yard return for a touchdown at N.Y. Jets on Sept. 9, 2007. He was named AFC Special Teams Player of the Week for his performance.

[Longest Kickoff return in Patriots History](#)

Ellis Hobbs 108TD at New York Jets (09-09-07)

Devin McCourty 104TD vs. New York Jets (10-21-12)

IN GOOD COMPANY

Devin McCourty earned Associated Press All-Pro Second Team honors at safety in 2013. He also earned Second Team All-Pro Honors as a rookie in 2010 when he played cornerback. McCourty joins Pro Football Hall of Famers Rod Woodson and Ronnie Lott as the only NFL players to earn All-Pro honors at both safety and cornerback.

McCOURTY REGISTERS CAREER LONG

DB Devin McCourty returned a first quarter interception 60 yards to the Minnesota (09/14/14) 1-yard line to set up a Patriots touchdown. It is the longest interception return of his career. He had a 50-yard return as a rookie in 2010 at Detroit (11/25) on Thanksgiving Day.



A NOSE FOR THE FOOTBALL

Ninkovich has more opponent fumble recoveries (11) over the last five seasons (2010-2014) than any other NFL player. Chicago's Brian Urlacher (retired) and Vince Wilfork are second during that time with seven opponent fumble recoveries.



WHERE DID HE COME FROM?

Rob Ninkovich's journey to the Patriots was not easy. He entered the league as a fifth-round pick by the Saints in 2006 and was waived four times by New Orleans and Miami before landing in New England on Aug. 2, 2009. He spent the 2009 offseason trying to make the New Orleans team as a long snapper. Before coming to the Patriots, he had appeared in just eight games over three seasons. He doubled that total in his first year in New England, appearing in 15 games in 2009 and his role on the team has grown since, earning a starting role at linebacker in 2010 and 2011 before moving to a starting role on the defensive line in 2011.

CRAZY EIGHTS

Ninkovich tied a career-high with eight sacks in 2013. He also had eight sacks in 2012. Ninkovich is the first Patriots player with back-to-back seasons with at least eight sacks since Willie McGinest in 1995 (11) and 1996 (9.5). He is the only player to accomplish the feat during Belichick's tenure as head coach in New England.

NINKOVICH SCORED AS A TE IN COLLEGE

Ninkovich played some at tight end in college at Purdue and caught two touchdown passes with a 2-yard touchdown pass from Buffalo QB Kyle Orton and a 1-yard touchdown pass from former New York Giants and Indianapolis QB Curtis Painter.



PATRIOTS DEFENSIVE NOTES

CB DARRELLE REVIS

HOMETOWN PATRIOTS CONNECTION

Revis and former Patriots CB Ty Law are close friends, having both grown up in Aliquippa, Pa.. Revis considers Law a close family friend. He sees Law as somewhat of an adviser.

"Ty has been a mentor through my whole life. He's a very close friend to my family. I talk to Ty all the time – about life and football. I'm just happy he's on my side and I can bounce questions off of him and ask him certain things because he has a lot of experience. Ty's always there in my corner to help me whether it's football or life. I thank Ty for that."

LEAGUE LEADER

Darrelle Revis leads the NFL in passes defended since entering the league in 2007.

RANK	PLAYER	PD
1	Darrelle Revis	112
2	Tramon Williams	108
2	DeAngelo Hall	105
4	Dominique Rodgers-Cromartie	104

GAME CHANGER

Darrelle Revis has 22 career regular-season interceptions - four of which have either sealed a win or led to a game-winning score.

GAME SAVING INTERCEPTIONS

9/7/08 at Miami **W** **20-14**

The Dolphins were driving deep into Jets territory late in the fourth quarter when Revis intercepted Miami QB Chad Pennington in the end zone with :10 left to secure the win.

12/3/09 at Buffalo **W** **19-13**

The Bills had possession down by six points with 2:32 left when Revis picked off Bills QB Ryan Fitzpatrick on a deep pass intended for WR Terrell Owens. New York ran out the clock with four kneel downs.

9/11/11 Dallas **W** **27-24**

With the score tied at 24 with under one minute in the fourth quarter, Revis intercepted a Tony Romo pass intended for Dez Bryant and returned the pick 20 yards into Dallas territory to set up the game-winning field goal.

11/11/13 vs. Miami **W** **22-19**

With 1:44 remaining, Dolphins QB Ryan Tannehill threw a deep pass intended for WR Mike Wallace that was picked off by Revis in Buccaneers territory. Tampa Bay took possession and ran out the clock for the victory.

DB LOGAN RYAN AND DB DURON HARMON

CLASSMATES REUNITE IN NEW ENGLAND

Defensive backs Logan Ryan and Duron Harmon are used to working together. Ryan and Harmon began their college football careers together as members of the same recruiting class at Rutgers University and developed a close friendship during their four years in Piscataway, N.J. As fate would have it, Ryan and Harmon would begin their NFL journeys together as well when the Patriots selected the two defensive backs just eight picks apart in the third round of the 2013 NFL Draft.

Reunited once again, the former Scarlet Knights are excited and eager to make their mark, just as they did at Rutgers. "We talked before the draft and said how good it would be to play on the same team again, and for it to happen again, it's exciting and it's a blessing," Harmon told *The Boston Globe*. "It's great [we're contributing], because at the end of the day you want to play, and to contribute to a team like this, it's fun."

RYAN'S FIRST PICK FOR SIX

Ryan returned his first NFL interception 79 yards for a touchdown N.Y. Jets on Oct. 20, 2013. The last Patriots player to return their first career interception for a touchdown was Kyle Arrington in 2010. The last rookie Patriots player to return their first career interception for a touchdown was James Sanders in 2005:

PATRIOTS PLAYERS TO RETURN THEIR FIRST CAREER INT FOR A TD

Season	Player	INT TD Yds
2013	Logan Ryan	79
2010	Gary Guyton	59
2010	Kyle Arrington	36
2005	James Sanders	39
2003	Asante Samuel	55
1999	Andy Katzenmoyer	59
1996	Willie McGinest	46
1992	Chris Singleton	82
1967	John Charles	35
1963	Jim Hunt	78
1961	Don Webb	27

RYAN RETURNS... TO SCHOOL

When Logan Ryan decided to leave Rutgers and enter the NFL Draft after his redshirt junior season in 2012, he made a promise to his parents that after his rookie year, he would return to school and earn his degree.

Ryan kept his promise and graduated in the spring of 2014 with a degree in labor relations and a minor in psychology.

"I committed to Rutgers, not only as a football player, but as a student, so I was going to make sure I finished that end too," Ryan told NJ.com.

"It's a big accomplishment in my life. I held my word to my parents and stuck with it and I'm fortunate. It took a lot of work, but I was able to go back and finish and walk in graduation."



PATRIOTS DEFENSIVE NOTES

FIRST NFL SACK RESULTS IN TURNOVER

Ryan forced a fumble on his first NFL sack vs. Miami (10/27/13), a week after returning his first career interception for a touchdown. Ryan strip-sacked Ryan Tannehill, forcing a fumble recovered by Rob Ninkovich that led in to a touchdown. The play marked the second time in as many weeks that a Ryan turnover led to Patriots points.



REASONS FOR TEAM SUCCESS

Patriots Pro Bowl DL Vince Wilfork, who has served as a defensive captain for the Patriots for seven straight seasons, says the team's continued success is a result of the entire organization working towards one common goal: "The Patriots are all about team, family and smart football players. They try to get good people here from coaches to guys who work in the front office to guys who put on this uniform. I think everybody has to have one goal in mind, and that's to be together. When you get an organization together that is seeking one goal, you can be pretty successful."

SEALED WITH A PICK

Vince Wilfork notched his third career interception (second vs. Oakland) when he snared a pass that had been deflected in the final minute of the game. The play came with the Raiders having gained a first-and-goal and with Oakland trailing by seven points. Wilfork's last interception was also against Oakland, coming in a 31-19 New England victory in Oakland on Oct. 2, 2011.

THIRD TIME'S A CHARM

Vince Wilfork became the franchise's all-time leader in interceptions by a defensive lineman following his INT vs. Oakland. Wilfork became the first Patriots defensive lineman to have three interceptions.

PATRIOTS RECORD BOOK / MOST INTERCEPTIONS BY A DEFENSIVE LINEMAN

Player	Yrs	Int	Yds
Vince Wilfork	2004-2014	3	48
Anthony Pleasant	2001-2003	2	0
Richard Seymour	2001-2008	2	6
Henry Thomas	1997-2000	2	40





PATRIOTS SPECIAL TEAMS NOTES

K STEPHEN GOSTKOWSKI

NFL POINTS LEADER IN 2013

Stephen Gostkowski finished first in the NFL in 2013 with 158 total points, a single-season career-high and a Patriots team record. His previous best was 153 points in 2012. Gostkowski surpassed the 155 total points scored by Gino Cappelletti in 1964.



Patriots Record for Most Points in a Season

158	Stephen Gostkowski, 2013
155	Gino Cappelletti, 1964 (includes 7 TDs)
153	Stephen Gostkowski, 2012
148	Stephen Gostkowski, 2008
147	Gino Cappelletti, 1961
143	Stephen Gostkowski, 2011

NFL Record for Most Points by a Kicker

166	David Akers (SF) in 2011
164	Gary Anderson (MIN) in 1998
163	Jeff Wilkins (STL) in 2003
161	Mark Moseley (WAS) in 1983
158	Stephen Gostkowski (NE) in 2013
157	Mike Vanderjagt (Indianapolis) in 2003
153	Stephen Gostkowski (NE) in 2012

THREE-TIME LEAGUE LEADER

Gostkowski led the NFL with 158 total points in 2013, in 2008 with 148 points and in 2012 with 153 points. He is one of six players to lead the NFL in scoring for at least three seasons. He enters this week with an NFL-leading 51 points in 2014.

NFL Record for Most Seasons Leading the League in Scoring

5	Don Hutson Green Bay (1940-44)
5	Gino Cappelletti Patriots (1961, 1963-66)
3	Stephen Gostkowski (2008, 2012, 2013)
3	Earl Clark, Portsmouth (1932), Detroit (1935-36)
3	Pat Harder, Chicago Cardinals (1947-49)
3	Paul Hornung, Green Bay (1959-61)

GOSTKOWSKI BREAKS HIS OWN TEAM RECORD

Gostkowski tied for the NFL lead with Baltimore's Justin Tucker with 38 field goals in 2013, breaking his own franchise record for most field goals in a season. He originally set the franchise record with 36 field goals in 2008. Gostkowski has kicked 13 field goals in 2014 and is on pace to finish with 41 field goals.

MOST FIELD GOALS MADE IN A SEASON/PATRIOTS

Player	Field Goals	Year
Stephen Gostkowski	38	2013
Stephen Gostkowski	36	2008
Tony Franklin	32	1986
Adam Vinatieri	31	2004
Adam Vinatieri	31	1998

ON THE MARK IN 2013

Gostkowski made 38-of-41 field goal attempts for a 92.7 field goal percentage in 2013, the second-best percentage for a single season in team history.

PATRIOTS BEST FIELD GOAL PCT./SEASON

(Minimum 30 Attempts)				
Player	Years	FGM	FGA	Pct.
Adam Vinatieri	2004	31	33	.939
Stephen Gostkowski	2013	38	41	.927
Stephen Gostkowski	2008	36	40	.900
Adam Vinatieri	2002	27	30	.900

FIFTH-MOST FGs IN A SEASON

MOST FIELD GOALS MADE IN A SEASON/NFL

Player	Field Goals	Year
David Akers (San Francisco)	44	2011
Neil Rackers (Arizona)	40	2005
Olindo Mare (Miami)	39	1999
Jeff Wilkins (St. Louis)	39	2003
Stephen Gostkowski (Patriots)	38	2013
Justin Tucker (Baltimore)	38	2013

EVEN STEPHEN

Since joining the Patriots as a fourth-round draft choice in 2006, Gostkowski has connected on 86.3 percent of his regular-season field goal attempts, the best field goal percentage in Patriots history.

PATRIOTS ALL-TIME LEADERS / FIELD GOAL PCT.

(Minimum 50 Attempts)				
Player	Years	FGM	FGA	Pct.
Stephen Gostkowski	2006-14	221	256	.863
Adam Vinatieri	1996-05	263	321	.819
Matt Bahr	1993-95	55	72	.764

THIRD PATRIOT TO REACH 1,000

Gostkowski became the third Patriots player to reach 1,000 points when he reached the milestone at Baltimore on Dec. 22, 2013.

MOST POINTS/ PATRIOTS HISTORY

Player	Points
Adam Vinatieri (1996-05)	1,158
Gino Cappelletti (1960-70)	1,130
Stephen Gostkowski (2006-14)	1,074
John Smith (1974-83)	692

1,000-POINT BENCHMARK

Stephen Gostkowski (1,074) reached the 1,000 point mark in only his 119th career game. He is the only kicker in NFL history to reach 1,000 career points in less than 120 career games played.

KICKERS TO REACH 1,000 POINTS IN FEWEST GAMES:

Player	Points	Games
Stephen Gostkowski	1,009	119
Mike Vanderjagt	1,004	126
Jason Elam	1,003	132
Ryan Longwell	1,002	136
Jan Stenerud	1,002	136



PATRIOTS SPECIAL TEAMS NOTES

ON THE MARK

Stephen Gostkowski's 86.3 field goal percentage is second-best among NFL kickers all-time.

Player	Years	FGM	FGA	Pct.
Mike Vanderjagt	1998-06	230	266	86.5
Stephen Gostkowski	2006-14	221	256	86.3
Nate Kaeding	2004-12	181	210	86.2
Robbie Gould	2005-14	240	279	86.0
Steven Hauschka	2008-14	104	121	86.0
Rob Bironas	2005-13	239	279	85.7
Shayne Graham	2001-14	254	297	85.5
Matt Bryant	2002-14	263	310	84.8
Phil Dawson	1999-13	231	337	84.5

MOST 50-YARD FIELD GOALS IN TEAM HISTORY

Gostkowski is 12-of-16 from 50 yards or more as a member of the Patriots and has the most 50-yard field goals in New England history.

PATRIOTS RECORD FOR MOST 50 YARD FIELD GOALS

Player	Years	FGM	FGA	Pct.
Stephen Gostkowski	2006-13	12	16	75.0
Adam Vinatieri	1996-2005	8	17	47.1
Tony Franklin	1984-87	3	6	50.0

TWO FROM 50-PLUS

Gostkowski drilled a 51-yard field goal and a 53-yarder vs. Arizona [9/16/12] and connected on two 53-yard field goals at Houston on [12/1/13]. He is the first Patriots player to have two 50-yard field goals in the same game.

GOSTKOWSKI KICKS CAREER-LONG FG

Gostkowski connected on a career-long 54-yard field goal vs. New Orleans [10/13/13]. His previous long was a 53-yard field goal, which he has done five times - vs. Tampa Bay [9/22/13], vs. Arizona [9/16/12], at Denver [10/11/09] and twice at Houston [12/01/13].

MOST 50-YARD FGs IN A SEASON

Gostkowski was 5-of-6 on 50 yard field goals in 2013, the most by a Patriots player in a single season. Matt Bahr (2 in 1995), Greg Davis (2 in 1989), Tony Franklin (2 in 1985), Adam Vinatieri (2 in 1998) and Gostkowski (2 in 2009 and 2012) had two in a season. The NFL record for most successful 50 yard field goals in a season is 10 by Blair Walsh in 2012 with Minnesota.

200 FIELD GOAL PLATEAU

Stephen Gostkowski's 50-yard field goal in the fourth quarter vs. Cleveland [12/8/13] was his 200th field goal for the Patriots, joining Adam Vinatieri (262) as the only players in Patriots history with 200 or more field goals. Gostkowski now has 216 career field goals.

AFC SPECIAL TEAMS PLAYER OF THE MONTH

Gostkowski was named AFC Special Teams Player of the Month for October by the National Football League in 2013. It is the second time in his career that he has received the AFC Special Teams Player of the Month honor, including October 2008. Gostkowski was a perfect 9-of-9 on field goal attempts in the month of October, including a career-long of 54 yarder in the 30-27 win vs. New Orleans [10/13/13]. He totaled 36 of the Patriots' 90 points for the month.

CLUTCH IN THE FOURTH

Gostkowski has converted 30 straight fourth-quarter field goals. For his career, Gostkowski is 69-of-71 on field goals in the fourth quarter.

GOSTKOWSKI EXTENDS TEAM MARK

Gostkowski has now scored at least one point in 112 games, a franchise record. He broke a tie with Adam Vinatieri and John Smith for the all-time lead with 102 consecutive games scoring in the win vs. Denver on Nov. 24, 2013.

Patriots Record for Most Consecutive Games Scored

112	Stephen Gostkowski (12/17/06-present)
101	Adam Vinatieri [11/24/96-12/29/02]
101	John Smith [09/28/75-10/02/80]

GOSTKOWSKI GAME WINNERS

Gostkowski has four career regular-season game-winning kicks and one in the playoffs.

GOSTKOWSKI'S CAREER GAME-WINNING FIELD GOALS

TIME LEFT	DISTANCE	FINAL SCORE	OPP	DATE
3:12 4th	53	34-31	HOU	12/01/2013
1:56, OT	31	34-31	DEN	11/24/2013
0:05, 4th	35	23-21	BUF	09/08/2013
1:56, OT	35	23-20	BAL	10/17/2010
1:10, 4th	31	24-21	SD	01/14/2007*

*Postseason

CONSECUTIVE EXTRA POINTS

Stephen Gostkowski is second in NFL history for most consecutive extra points made.

Most Consecutive [Kicking] Points After Touchdown

422	Matt Stover, Baltimore, 1996-2008; Indianapolis, 2009
372	Stephen Gostkowski, New England, 2006-present
371	Jason Elam, Denver, 1993-2002
371	Jeff Wilkins, St. Louis, 1999-2007
359	Jay Feely, Atlanta, 2002-04; N.Y. Giants, 2005-06; Miami, 2007; N.Y. Jets, 2008-09; Arizona, 2010-2013



PATRIOTS REFERENCE NOTES

IN A RUSH FOR THE END ZONE

Since 2003, the Patriots are one of only two teams (San Diego) to average more than one rushing touchdown per game, with 201 scores in 181 games. The ground game kept up its torrid pace in 2013, finishing first in the AFC with 19 rushing touchdowns in 16 games.

RUSHING TOUCHDOWNS SINCE 2003 (REGULAR SEASON)

New England	201
San Diego	192
Minnesota	180
Kansas City	178
N.Y. Giants	171
Philadelphia	168
Carolina	168

ANNUAL ACHIEVEMENT

The Patriots won more than half of their games for the 13th straight year in 2013. They are the first team to win more than half of their games in 13 straight seasons since free agency began in 1993.

MOST CONSECUTIVE WINNING SEASONS (since 1970 merger)

San Francisco (1983-98)	16
Dallas (1970-85)	16
New England (2001-13)	13
Oakland (1970-80)	11

MOST CONSECUTIVE WINNING SEASONS ALL-TIME

Dallas (1966-85)	20
San Francisco (1983-98)	16
Oakland (1965-80)	16
Chicago (1930-44)	15
Green Bay (1934-47)	14
New England (2001-13)	13
Cleveland (1957-69)	13

TO THE NINES

The Patriots are the only team in the NFL to have recorded nine or more wins in each of the last 13 seasons.

MOST SEASONS OF 9+ WINS SINCE 2001

New England	13
Indianapolis	11
Baltimore	9
Green Bay	9
Pittsburgh	9
Philadelphia	9

PATRIOTS WIN 10 AGAIN

New England has reached at least 10 regular-season wins for 11 consecutive seasons, joining San Francisco (16) as the only teams to accomplish the feat.

Team	Years	Consecutive Seasons with 10+ Wins
San Francisco	1983-1998	16
New England	2003-present	11
Indianapolis	2002-2010	9

FORCING THE ISSUE

The Patriots lead the NFL with a +160 turnover margin since the 1994 season.

NFL TURNOVER MARGIN SINCE 1994

Rank	Team	Turnover Margin
1.	New England	+163
2.	Kansas City	+93
3.	Green Bay	+80

WHAT'S THE POINT?

During the past 14 seasons, the Patriots defense has always ranked higher in points allowed than in yards allowed except for 2007 when both ranked fourth.

	<u>Avg. Points Allowed</u>	<u>Avg. Yds Allowed</u>
2013	21.1 (10)	373.1 (26)
2012	20.7 (9t)	373.3 (25)
2011	21.4 (15)	411.1 (31)
2010	19.6 (8)	365.5 (25)
2009	17.8 (5)	320.2 (11)
2008	19.3 (8)	309.0 (10)
2007	17.1 (4)	288.3 (4)
2006	14.8 (2)	294.4 (6)
2005	21.1 (17)	330.2 (26)
2004	16.3 (2t)	310.6 (9)
2003	14.9 (1)	291.6 (7)
2002	21.6 (17)	336.1 (23)
2001	17.0 (6)	334.5 (24)
2000	21.1 (17)	334.6 (20)

NFL'S ROAD WARRIORS

Since the start of the 2000 season, the Patriots have the best regular-season road record.

TEAM	RECORD	PCT.
New England	74-41	.643
Philadelphia	71-42-1	.623
Indianapolis	69-45	.605
Pittsburgh	66-49	.574

DIVISIONAL DOMINANCE I

The Patriots have the highest winning percentage vs. division opponents from November until the end of the season since 2002.

Team	W	L	T	Pct.
New England	32	8	0	.800
Indianapolis	33	10	0	.767
San Diego	31	11	0	.738
Pittsburgh	33	14	0	.702
Green Bay	32	14	1	.691



PATRIOTS REFERENCE NOTES

DIVISIONAL DOMINANCE II

The New England Patriots own a 63-18 (.778) record in regular season AFC East games since the beginning of the 2001 season, compiling the best intra-division record of any team in the NFL.

NFL'S TOP DIVISIONAL RECORDS SINCE 2001

Team	W	L	T	Pct.
New England Patriots	63	18	0	.778
Indianapolis Colts	59	23	0	.720
Green Bay Packers	58	24	1	.705
Pittsburgh Steelers	58	26	0	.690

AFC EAST DIVISIONAL RECORDS SINCE 2001

Team	W	L	T	Pct.	Div. Titles	Years
New England	63	18	0	.778	11	2001, 03-07, 09-13
New York Jets	39	41	0	.488	1	2002
Miami	34	48	0	.415	1	2008
Buffalo	27	54	0	.333	0	—

NOTES: The Indianapolis Colts were members of the AFC East in 2001 and compiled a 3-5 divisional record that season. In 2002, the Patriots and Jets both finished with a 9-7 overall record and a 4-2 divisional record, but the Jets claimed the division title by virtue of having a better record against common opponents. In 2008, the Patriots and Dolphins both finished with an 11-5 overall record and a 4-2 divisional record, but Miami qualified for the playoffs due to a better conference record (8-4 to 7-5).

STRONG IN THE SECOND HALF

Since 2001, the Patriots have done a remarkable job of finishing the season strong, compiling an NFL-best 80-20 (.800) record in games on or after Thanksgiving.

PATRIOTS BEFORE AND AFTER THANKSGIVING SINCE 2001

Season	Pre-Thanksgiving	Post-Thanksgiving	Overall
2001	5-5 (.500)	9-0 (1.000)	14-5*
2002	6-5 (.545)	3-2 (.600)^	9-7
2003	9-2 (.818)	8-0 (1.000)	17-2*
2004	9-1 (.900)	8-1 (.889)	17-2*
2005	6-4 (.600)	5-3 (.625)	11-7*
2006	7-3 (.700)	7-2 (.777)	14-5*
2007	10-0 (1.000)	8-1 (.889)	18-1*
2008	7-4 (.636)	4-1 (.800)	11-5
2009	7-3 (.700)	3-4 (.429)	10-7*
2010	8-2 (.800)	6-1 (.857)^	14-3*
2011	7-3 (.700)	8-1 (.889)	15-4*
2012	7-3 (.700)	6-2 (.750)^	13-5*
2013	8-3 (.727)	5-2 (.833)	13-5*
Totals	96-38 (.716)	80-20 (.800)	176-58

*Includes playoffs ^Includes games played on Thanksgiving

BEST RECORDS IN GAMES PLAYED ON OR AFTER THANKSGIVING SINCE 2001

(Includes regular-season and playoff games)

Team	W	L	T	Pct.
New England	80	20	0	.800
Pittsburgh	63	30	0	.677
San Diego	53	31	0	.631
Philadelphia	57	35	0	.619
Green Bay	57	35	0	.619

NFL'S BEST AT HOME

Since their state-of-the-art facility opened at the beginning of the 2002 season, the Patriots own the NFL's best record at home overall. The Patriots own an overall record of 83-15 (.847) at Gillette Stadium in regular season games and a 94-18 (.839) record including playoffs.

BEST HOME RECORDS SINCE 2002 (including playoffs)

Team	W	L	T	Pct.
New England	94	18	0	.839
Baltimore	77	26	0	.748
Indianapolis	81	28	0	.743
Pittsburgh	75	30	1	.708
Seattle	75	31	0	.708
Green Bay	71	34	1	.674
Denver	69	36	0	.657
San Diego	68	36	0	.654
Atlanta	64	38	0	.627

SHARP AT GILLETTE

The Patriots concluded a 20-game home winning streak with a 24-20 loss to the New York Giants on Nov. 6, 2011. It was the longest home win streak in team history. The Patriots own an overall record of 83-15 (.847) at Gillette Stadium in regular season games.

HIGHEST HOME WINNING PCT. SINCE 1970 (MINIMUM 25 GAMES):

Team	Stadium	W-L-T	WIN PCT.
New England	Gillette Stadium	83-15-0	.847
Miami	Orange Bowl	101-22-1	.819
Minnesota	Metropolitan Stadium	64-23-1	.733
LA Rams	Memorial Coliseum	53-20-2	.726
Pittsburgh	Heinz Field	76-29-1	.722

LONGEST HOME WINNING STREAK/PATRIOTS HISTORY (REG. SEASON)

Streak	First Win	Last Win
20	Dec. 12, 2008	Oct. 16, 2011
18	Dec. 29, 2002	Sept. 8, 2005
12	Nov. 26, 2006	Sept. 7, 2008
11	Dec. 30, 2012	Present
10	Sept. 18, 1976	Oct. 30, 1977



PATRIOTS REFERENCE NOTES

TOP 10 OFFENSE IN 2013

The Patriots offense finished seventh in the NFL with 384.5 yards per game in 2013. The Patriots offense has finished in the top 10 for seven straight seasons. Since the 1970 merger, the Patriots offense has finished in the top 10 a total of 17 times, including eight times under Bill Belichick.

Year	Rank
2013	7 (384.5)
2012	1 (427.9)
2011	2 (428.0)
2010	8 (363.8)
2009	3 (397.3)
2008	5 (365.4)
2007	1 (411.3)

TOP OFFENSE

The Patriots have finished in the top-10 in offense for seven straight seasons (2007-13), second only to the eight straight by New Orleans (2006-13). The last team to finish in the top-10 for nine straight seasons was Indianapolis (1999-2007).

The NFL record for the most consecutive seasons finishing in the top-10 in offense since the merger in 1970 is the San Francisco 49ers with 15 (1982-96).

MODEL OF CONSISTENCY

The Patriots have 28 winning seasons since the 1970 merger.

MOST WINNING SEASONS SINCE THE 1970 MERGER

1. Pittsburgh	31
2. Dallas	29
3. Miami	29
4. New England	28
5. Minnesota	27
6. Denver	26
San Francisco	26

PATRIOTS REACH 6,000 TOTAL YARDS

The Patriots finished seventh in the NFL with 6,152 total yards in 2013. It is the fifth time in team history and third straight season that the Patriots reached 6,000 yards in a season.

Patriots Most Total Net Yards/Season

6,848 in 2011
6,846 in 2012
6,580 in 2007
6,357 in 2009
6,152 in 2013

A COMEBACK FOR THE AGES

The Patriots came back from a 24-point deficit to defeat the Broncos, 34-31, in overtime in a Sunday Night Football matchup on Nov. 24, 2013, marking the largest comeback win in team history, after trailing 24-0 at halftime.

New England's previous best comeback win was from a 23-0 deficit to win, 38-23, vs. Seattle (9/16/84). The Patriots also came back from 22 points down to win at the New York Giants, 23-22 (12/21/96). The Patriots have come from 21 points down to win four times, most recently vs. Buffalo (1/1/12).





PATRIOTS

In The Playoffs

PATRIOTS CLINCH PLAYOFF SPOT FOR 15th TIME IN KRAFT'S 20 YEARS OF OWNERSHIP

New England has qualified for the playoffs 21 times in its 54-year history. The Patriots have earned 15 of those playoff berths in the 20 seasons since Robert Kraft purchased the team in 1994. New England has won 13 AFC East crowns under Kraft's leadership. The franchise has 16 division crowns overall (15 AFC East crowns) and has qualified as a Wild Card team on four occasions (1998, 1994, 1985 and 1976). The Patriots also qualified for the playoffs in 1982 as part of a 16-team tournament following a players' strike.



PATRIOTS PLAYOFF TRENDS

Patriots Playoff Trends (Since NFL Merger in 1970)

All Time (24-17)

vs. AFC	21-13
vs. NFC	3-4
Home	15-4
Away	6-9
Leading at Halftime	19-4
Trailing at Halftime	3-11
Tied at Halftime	2-2
Leading After 3 Quarters	19-4
Tied After 3 Quarters	2-0
Trailing After 3 Quarters	3-13
Decided by 7 Points or Less	9-8
Decided By 3 Points or Less	7-3
When Scoring First	18-7
When Not Scoring First	6-10
Positive Turnover Ratio	17-1
Even Turnover Ratio	3-4
Negative Turnover Ratio	4-12
Winning or Even Penalty Ratio	19-2
Losing Penalty Ratio	5-15
With a 100-Yard Rusher	8-0
Without a 100-Yard Rusher	16-17
With a 100-Yard Receiver	10-5
Without a 100-Yard Receiver	14-12
When Allowing a 100-Yard Rusher	2-5
When Not Allowing a 100-Yard Rusher	22-12
When Allowing a 100-Yard Receiver	6-8
When Not Allowing a 100-Yard Receiver	18-9
With a 300-Yard Passer	4-2
Without a 300-Yard Passer	20-15
Allowing a 300-Yard (net) Passer	6-2
Not Allowing a 300-Yard (net) Passer	18-15

ANNUAL ACHIEVEMENTS

The Patriots won more than half of their games for the 13th straight year with a 12-4 record in 2013. They are the first team to win more than half of their games in 13 straight seasons since free agency began in 1993.

The Patriots are the third team to win more than half of their games in 13 straight seasons since the 1970 AFL-NFL merger, joining the 49ers (16 straight from 1983-1998) and the Cowboys (16 straight from 1970-85).

The Patriots have now won nine or more games in 17 of the 20 seasons Robert Kraft has owned the team.

MOST CONSECUTIVE WINNING SEASONS (Since 1970 merger)

San Francisco 49ers (1983-98)	16
Dallas (1970-85)	16
New England (2001-13)	13
Oakland (1970-80)	11

MOST 9-WIN SEASONS SINCE 2001

The Patriots are the only team in the NFL to have recorded nine or more wins in each of the last 13 seasons.

MOST SEASONS OF 9+ WINS SINCE 2001

New England	13
Indianapolis	11
Baltimore	9
Green Bay	9
Philadelphia	9
Pittsburgh	9

PATRIOTS WIN 10+ FOR THE 11th STRAIGHT YEAR

New England reached at least 10 regular-season wins for the 11th consecutive season in 2013. San Francisco (16) is the only other team to accomplish the feat.

MOST SEASONS OF 10+ WINS SINCE 2001

Team	Years	Consecutive Seasons With 10+ Wins
San Francisco	1983-1998	16
New England	2003-13	11

PATRIOTS NEAR THE TOP WITH 28 WINNING SEASONS SINCE THE NFL MERGER

The Patriots have 28 winning seasons since the 1970 merger.

MOST WINNING SEASONS THE 1970 MERGER

1. Pittsburgh	31
2. Dallas	29
Miami	29
4. New England	28
5. Minnesota	27
6. Denver	26
San Francisco	26

PATRIOTS EARN THE TWO SEED IN AFC

With the New England Patriots' 34-20 victory over Buffalo (12/29/13) in the 2013 season finale, the Patriots earned the number two seed in the AFC playoff field. The Patriots have advanced to the Super Bowl in four of the six seasons (1978, 1996, 2001, 2004, 2011 and 2013) that they have earned the two seed, winning in two (2001 and 2004) of those three appearances.

NFL MARK FOR MOST FIRST-ROUND BYES

The Patriots earned a first-round bye in the 2013 NFL playoffs and lead the NFL with nine first-round byes since the current NFL playoff format was instituted in 1990. The Patriots earned a first-round bye for the fourth consecutive season, becoming the third NFL team to record four straight byes and the first AFC team to do so, joining Dallas and San Francisco, who did so from 1992 through 1995.

MOST SEASONS EARNING A BYE SINCE 12-TEAM PLAYOFF FORMAT IN 1990

New England	9
Pittsburgh	8
San Francisco	8
Denver	6

PATRIOTS EARNED ANOTHER BYE

The Patriots secured a first round playoff bye for the eighth time since 2001—a quantity unmatched by any team in the NFL in the last 13 years. During that time, the Chicago Bears and Pittsburgh Steelers have locked up a bye four times and the Indianapolis Colts and Philadelphia Eagles have earned a first-round pass three times.

MOST SEASONS EARNING A BYE SINCE 2001

New England	8
Chicago	4
Pittsburgh	4
Atlanta	3
Indianapolis	3
Philadelphia	3



PATRIOTS FOOTBALL Network

The **Patriots Football Network (PFN)** is the full portfolio of media offerings from the three-time Super Bowl Champion New England Patriots. PFN provides Patriots content produced both in-house and with media partners spanning print, television, radio and the Internet.

PATRIOTS ALL ACCESS

The Emmy-Award winning "Patriots All Access" airs weekly throughout the season on WBZ, Channel 4 in Boston and regional affiliates. Patriots All Access features exclusive, behind-the-scenes access and in-depth weekly features on Patriots players and personnel. Hosted by WBZ's Steve Burton, the show features weekly sit-downs with Coach Bill Belichick, including the popular "Belestrator" segment where the coach breaks down upcoming opponents.

Patriots All-Access airs Fridays from 7:00 - 8:00 p.m. on **WBZ-TV** and Sunday from 9:00 a.m. - 10:00 a.m. on **TV 38 - Boston, MA; WWLP in Springfield, MA; WCAX in Burlington, VT; WVII in Bangor, ME; WMTW in Portland, ME; WCTX in Hartford, CT and WPRI in Providence, RI.**

Check your local listings for airtime.



TOTALLY PATRIOTS



Totally Patriots is a unique, one of a kind Patriots show aimed for the next generation of Patriots fans. This weekly, youth oriented football show allows school aged fans unprecedented access to their favorite players, enabling them to ask questions in a relaxed, informal setting. It airs on TV-38 on Saturday at morning 10 a.m.

PATRIOTS TODAY AND PATRIOTS THIS WEEK

PATRIOTS TODAY: Available daily at Patriots.com.

PATRIOTS THIS WEEK: Saturdays 10:30 p.m. on Comcast Sports Net.

Patriots Today gives fans a daily, in-depth look at the club that is unmatched by any other outlet. Hosted by Jackie Brittain with daily reports from Brian Lowe and twice-weekly analysis from PFW's Paul Perillo. Patriots Today produces multiple segments each day during the season, with upwards of 45 minutes of up-to-the minute Patriots news, information and analysis throughout the day. Patriots Today is the only place fans can watch complete broadcasts of full-length press conferences on a daily basis, plus daily locker room uncut segments. Every Saturday at 10:30 p.m. on Comcast Sports Net, Scott Zolak will bring you *Patriots This Week*, providing a thorough recap of each week's developments.

PATRIOTS.COM

NEWS

Patriots.com features daily updates and exclusive content from the writers of Patriots Football Weekly, offering everything from breaking news to player features and the popular "Ask PFW" postings.

VIDEO

The first professional sports team website to offer streaming video provides Patriots fans with a variety of exclusive video content. Visitors can choose their channel and watch exclusive video from news to cheerleaders. Patriots.com also features video of every Patriots press conference, including postgame press conferences and Coach Belichick's weekday media updates.

AUDIO

Patriots Web Radio programming is available exclusively on Patriots.com beginning at noon each day, Monday through Friday. Kicking off the programming lineup is PFW In Progress, a daily online program that features candid commentary from the writers of Patriots Football Weekly. Following PFW In Progress is Patriots Playbook, hosted by John Rooke, featuring items from around the NFL. Fantasy Football Champs and Football Nation round out the Patriots.com radio lineup. Patriots.com also offers streaming audio of every Patriots press conference, as well as archives of Patriots.com Radio shows and exclusive podcasts.

WEEI

WEEI Sports Radio broadcasts Patriots Monday each week, offering fans unique insight and analysis from Coach Belichick and Tom Brady in addition to other Patriots players. WEEI will broadcast Patriots Monday live from Gillette Stadium each Monday, kicking off with Dennis & Callahan at 6:00 a.m.

PATRIOTS FRIDAY ON WAAF

WAAF broadcasts Patriots Friday each week, offering fans a look ahead at the weekend's game, match ups and rivalries. Various Patriots players will be featured on air. WAAF will broadcast Patriots Fridays each week throughout the season with Greg Hill from the Hill-Man Morning Radio Show.

98.5 THE SPORTS HUB PATRIOTS RADIO NETWORK

A new era in Patriots Radio history began in 2009, with the move of the game broadcasts to 98.5 FM, Boston's Sports Hub. The transition to Boston's new all-sports radio station insures that Patriots fans will continue to hear every kick, block and tackle in stereo, and without static, in crystal-clear FM quality. Fans all over New England will be able to listen in to any of 37 stations on the Safety Insurance 98.5 The Sports Hub Patriots Radio Network, starting with Patriots Preview three hours before kickoff, and capped off with Patriots Postgame for three hours after the final gun.



FLAGSHIP STATION

Massachusetts
WBZ-FM...Boston 98.5 FM
WAGY...Springfield 102.1 FM
WBEC...Pittsfield 1420 AM
WPKZ...Fitchburg 1280 AM
WNAW...North Adams 1230 AM
WBSM...New Bedford 1420 AM
WPVQ...Greenfield 95.3 FM
WSAR...Fall River 1480 AM
WVFX...Worcester 100.1 FM
WXTK...Hyannis 95.1 FM
WMRC...Milford 1490 AM

Maine

WBLM...Portland 102.9 FM
WEBB...Augusta 98.5 FM
WEZQ...Bangor 92.9 FM
WEGP...Presque Isle 1390 AM

Connecticut

WTIC...Hartford 1080 AM
WINY...Putnam 1350 AM
WMOS...New London 102.3 FM
WGCH...Greenwich 1490 AM
WINE...Brookfield 940 AM

New Hampshire

WFNQ...Nashua 106.3 FM
WPKQ...North Conway 103.7 FM
WSAK...Hampton 102.1 FM
WSHK...Portsmouth/Dover 105.3 FM
WNNH...Concord 99.1 FM
WLNH...Laconia 98.3 FM
WEMJ...Laconia 1490 AM
WING...Keene 98.7 FM
WXXK...Lebanon 100.5 FM

Vermont

WCPV...Burlington 101.3 FM
WDVT...Rutland 94.5 FM
WIKI...Newport 1490 AM
WKVT...Brattleboro 92.7 FM
WRFK...Barre/Montpelier 107.1 FM
WSTJ...St. Johnsbury 1340 AM

Rhode Island

WPRD...Providence 630 AM
WEAN...Providence 99.7 FM

New York

WUSP...Utica 95.5 FM
WUSP...Utica 1550 AM
WRCK...Utica 1480 AM
WPUT...Brewster 1510 AM



PATRIOTS KEY CONTRIBUTORS OFFENSE

QB TOM BRADY

Brady became just the sixth player in NFL history to eclipse 50,000 career passing yards in the win vs. Cincinnati (10/5) ... He has thrown a touchdown pass in each of the first five games of the season and now has 365 for his career.

BEST WINNING PERCENTAGES OF ACTIVE NFL QUARTERBACKS

Rank	Player	W-L	Pct.
1	Tom Brady	151-45	.770
2	Russell Wilson	27-9	.750
3	Colin Kaepernick	20-8	.714
4	Peyton Manning	170-74	.697
5	Andrew Luck	25-12	.676

OL NATE SOLDER

Solder started the first five games of the season at left tackle ... Started 15 regular season games and two playoff games at left tackle for New England in 2013.



OL BRYAN STORK

Stork has started the past two games at center, and with his start at Kansas City (9/29), he became the first Patriots rookie to start at center since Dan Koppen in 2003.

OL DAN CONNOLLY

Connolly has been one of the most versatile Patriots over the past six seasons, having started at center and both guard positions ... He got the start at center in the first three games of the season and at left guard the past two games.

OL SEBASTIAN VOLLMER

Vollmer constitutes the right side of New England's 6-8 tackle bookends (along with LT Nate Solder) and has started at right tackle in the first five games of the 2014 season.

TE TIM WRIGHT

Wright caught his first touchdown as a Patriot vs. Cincinnati (10/5), finishing with season highs of five catches, 85 yards and a touchdown ... Was traded to New England along with a 2015 fourth-round draft pick in exchange for G Logan Mankins.

RB SHANE VEREEN

Vereen racked up a season-high 90 rushing yards on only nine carries in the win vs. Cincinnati (10/5) ... Threat in the passing game who is third on the team with 17 catches for 111 yards.

TE ROB GRONKOWSKI

Gronkowski had his first 100-yard receiving game of the season vs. Cincinnati, finishing with 100 yards and one touchdown on six catches ... He has caught a touchdown pass in four of the first five games of the season.



RB STEVAN RIDLEY

Ridley posted his seventh career 100-yard game vs. Cincinnati (10/5) and the second of the season, finishing with 113 yards and one touchdown ... Also rushed 25 times for 101 yards and a touchdown at Minnesota (9/14)

PATRIOTS ALL-TIME SINGLE-SEASON RUSHING YARDS

Rank	Player	Year	Att	Yds	Avg	TD
1	Corey Dillon	2004	345	1,635	4.7	12
2	Curtis Martin	1995	368	1,487	4.0	14
3	Jim Nance	1966	299	1,458	4.9	11
4	Stevan Ridley	2012	290	1,263	4.4	12

WR BRANDON LaFELL

LaFell had his first 100-yard receiving game and his first touchdown as a Patriot at Kansas City (9/29), finishing with six receptions for 119 yards and one touchdown. It was the third 100-yard receiving game of LaFell's career.

WR JULIAN EDELMAN

Edelman leads the Patriots and is tied for tenth in the NFL with 31 receptions for 318 yards and one touchdown ... Opened the season with three straight games with six or more catches.





PATRIOTS KEY CONTRIBUTORS DEFENSE

DE ROB NINKOVICH

Ninkovich started the first five games of the season, posting 10 tackles and one sack..



DT VINCE WILFORK

Wilfork was named a defensive co-captain for the seventh straight season in 2014, and he has started up front in the first five games ... Sealed the win vs. Oakland (9/21) by intercepting a deflected Derek Carr pass on the Patriots 12-yard line with less than a minute to play.

FEWEST POINTS ALLOWED SINCE 2004

Rank	Team	Pts/G
1	Pittsburgh Steelers	17.5
2	Baltimore Ravens	18.0
3	New England Patriots	19.0
4	San Diego Chargers	20.2
5	Seattle Seahawks	20.4

DT CHRIS JONES

Jones has started three of the first five games of the season at defensive tackle ... Recorded the first sack of Bengals quarterback Andy Dalton in the win vs. Cincinnati (10/5).

DE CHANDLER JONES

Jones earned AFC Defensive Player of the Week honors after recording his fifth career two-sack game and blocking a field goal that he returned 58 yards for a touchdown in the win at Minnesota (9/14) ... The block, which is the second of Jones' career, came in the second quarter on a 48-yard attempt and is the fifth blocked field goal returned for a touchdown in Patriots history.



LB DONT'A HIGHTOWER

Hightower started at linebacker in the first four games and posted his first career two-sack game at Minnesota (9/14).

LB JAMIE COLLINS

Collins started at linebacker in four of the first five games of the season, totaling 22 tackles, one pass defended and a forced fumble.

LB JEROD MAYO

Mayo leads the Patriots with 47 tackles through three games ... He also recovered a fumble and recorded one sack for nine yards ... Has started all five games at inside linebacker.

CB ALFONZO DENNARD

Returned to start at right cornerback in the win vs. Cincinnati (10/5) after missing three games due to injury ... Started in the season opener at Miami (9/7) and recorded two tackles, and one pass defended ... Intercepted Ryan Tannehill deep in Patriots territory in the second quarter, leading to a touchdown.

S PATRICK CHUNG

Chung started at safety opposite Devin McCourty in the first five games of the season ... He posted 13 tackles and also returned five kickoffs for 111 yards.

S DEVIN MCCOURTY

McCourty returned a first-quarter interception 60 yards to the 1-yard line to set up a Patriots touchdown in the win at Minnesota (9/14) ... Started at safety in Week 1 at Miami, posting seven tackles. ... Has started every game he has played in.



CB DARRELLE REVIS

Revis recorded his first interception as a Patriot in the win at Minnesota (9/14), picking off Matt Cassel in the second quarter, and also limiting Greg Jennings to just one catch for four yards ... Made his Patriots debut Week 1 at Miami, recording two passes defended and also recovering a fumble.

Since entering the NFL in 2007, Revis has 21 interceptions and leads the league with 112 passes defended.

PASSES DEFENSED SINCE 2007

Rank	Player	PD
1	Darrelle Revis	112
2	Tramon Williams	108
3	DeAngelo Hall	105
4	D. Rodgers-Cromartie	104
5	Asante Samuel	103
6	Jonathan Joseph	100



SECOND WINNINGEST PRO SPORTS TEAM SINCE 1994

PATRIOTS ARE SECOND WINNINGEST PRO SPORTS FRANCHISE SINCE 1994

Since the 1994 season, the Patriots have won 67.7 percent of their regular season games (220-105), compiling the second-highest winning percentage in major American professional sports over that period. Since 1994, there have been 143 franchises that have fielded teams in the five major American sports leagues (NFL, MLB, NBA, NHL and MLS).

HIGHEST WINNING PERCENTAGE IN MAJOR AMERICAN PROFESSIONAL SPORTS, 1994-PRESENT

(Regular Season – Includes National Football League, Major League Baseball, National Basketball Association, National Hockey League and Major League Soccer)

Records updated through games of October 6, 2014

Rk	Team	Lg	W	L	T/OTL	Pct.
1	San Antonio Spurs	NBA	1091	500	0	0.686
2	New England Patriots	NFL	220	105	0	0.677
3	Detroit Red Wings	NHL	879	403	208	0.660
4	Green Bay Packers	NFL	207	117	1	0.638
5	Los Angeles Lakers	NBA	1006	586	0	0.632
6	Pittsburgh Steelers	NFL	203	121	1	0.626
7	Indianapolis Colts	NFL	197	128	0	0.606
7	New Jersey Devils	NHL	802	486	202	0.606
9	Seattle Sounders FC	MLS	93	53	47	0.604
10	Denver Broncos	NFL	194	130	0	0.599
11	New York Yankees	MLB	1970	1361	0	0.591
12	Dallas Stars	NHL	772	511	207	0.588
13	Utah Jazz	NBA	935	657	0	0.587
14	Philadelphia Flyers	NHL	754	500	223	0.586
15	Colorado Avalanche/Quebec Nordiques	NHL	775	522	193	0.585
16	Phoenix Suns	NBA	914	678	0	0.574
17	Dallas Mavericks	NBA	913	679	0	0.573
17	Miami Heat	NBA	912	680	0	0.573
19	Atlanta Braves	MLB	1905	1429	0	0.571
19	Los Angeles Galaxy	MLS	281	197	113	0.571
21	Oklahoma City/Seattle Thunder	NBA	907	685	0	0.570
22	St. Louis Blues	NHL	732	541	216	0.564
22	San Jose Sharks	NHL	736	546	208	0.564
24	Boston Bruins	NHL	725	536	229	0.563
25	Pittsburgh Penguins	NHL	745	565	179	0.560
26	Indiana Pacers	NBA	890	701	0	0.559
27	Philadelphia Eagles	NFL	180	143	1	0.557
28	Vancouver Canucks	NHL	720	554	216	0.556
29	Houston Rockets	NBA	882	710	0	0.554
30	Baltimore Ravens	NFL	161	131	1	0.551
31	Ottawa Senators	NHL	717	568	205	0.550
32	San Francisco 49ers	NFL	178	146	1	0.549
33	Boston Red Sox	MLB	1825	1511	0	0.547
34	Washington Capitals	NHL	707	577	205	0.544
35	Houston Dynamo	MLS	111	87	86	0.542
36	Chicago Fire	MLS	221	178	129	0.541
37	St. Louis Cardinals	MLB	1798	1535	0	0.539
37	Buffalo Sabres	NHL	702	585	203	0.539
39	Nashville Predators	NHL	557	469	160	0.537
39	Portland TrailBlazers	NBA	855	737	0	0.537
41	Dallas Cowboys	NFL	174	151	0	0.535
42	Anaheim Ducks	NHL	689	591	210	0.533
42	Montreal Canadiens	NHL	689	592	209	0.533
44	Chicago Blackhawks	NHL	676	581	224	0.532
44	Minnesota Wild	NHL	474	408	150	0.532
46	Los Angeles Dodgers	MLB	1770	1565	0	0.531
47	Toronto Maple Leafs	NHL	691	601	198	0.530
48	Los Angeles/Anaheim/CA Angels	MLB	1765	1572	0	0.529
49	Orlando Magic	NBA	841	751	0	0.528
49	New York Rangers	NHL	691	608	191	0.528
49	Minnesota Vikings	NFL	171	153	1	0.528
49	New York Giants	NFL	171	153	1	0.528

NOTES: This analysis uses NFL rules when calculating winning percentage, counting ties as a half-win and a half-loss. For NHL teams, overtime losses (OTL) and ties from 2001-2004 (the NHL abolished ties in 2005-2006 and instituted a shootout system) are counted as ties when calculating winning percentage.

HIGHEST WINNING PERCENTAGE AMONG BOSTON-AREA MAJOR PROFESSIONAL SPORTS TEAMS, 1994-PRESENT

(Rankings listed below are each team's overall ranking among the 143 major American pro sports teams)

Records updated through games of October 6, 2014

Rank	Team	Lg.	W	L	T/OTL	Pct.
2	New England Patriots	NFL	220	105	0	0.677
24	Boston Bruins	NHL	725	536	229	0.563
33	Boston Red Sox	MLB	1825	1511	0	0.547
87	Boston Celtics	NBA	779	812	0	0.490
103	New England Revolution	MLS	223	255	114	0.473



2014 OFFENSIVE STATISTICS

WON 3, LOST 2

09/07	L 20-33	at Miami	70,630
09/14	W 30-7	at Minnesota	52,350
09/21	W 16-9	Oakland	68,756
09/29	L 14-41	at Kansas City	76,613
10/05	W 43-17	Cincinnati	68,756
10/12		at Buffalo	
10/16		New York Jets	
10/26		Chicago	
11/02		Denver	
11/16		at Indianapolis	
11/23		Detroit	
11/30		at Green Bay	
12/07		at San Diego	
12/14		Miami	
12/21		at New York Jets	
12/28		Buffalo	

	N.E.	Opp.
TOTAL FIRST DOWNS	100	99
Rushing	30	31
Passing	62	51
Penalty	8	17
3rd Down: Made/Att	27/74	23/56
3rd Down Pct.	36.5	41.1
4th Down: Made/Att	3/7	0/2
4th Down Pct.	42.9	0.0
POSSESSION AVG.	31:02	28:58
TOTAL NET YARDS	1699	1581
Avg. Per Game	339.8	316.2
Total Plays	341	302
Avg. Per Play	5.0	5.2
NET YARDS RUSHING	610	598
Avg. Per Game	122.0	119.6
Total Rushes	151	135
NET YARDS PASSING	1089	983
Avg. Per Game	217.8	196.6
Sacked/Yards Lost	11/64	10/68
Gross Yards	1153	1051
Att./Completions	179/110	157/96
Completion Pct.	61.5	61.1
Had Intercepted	2	6
PUNTS/AVERAGE	25/44.2	20/44.5
NET PUNTING AVG.	25/38.4	20/39.0
PENALTIES/YARDS	45/466	25/205
FUMBLES/BALL LOST	8/3	7/5
TOUCHDOWNS	12	11
Rushing	3	2
Passing	7	8
Returns	2	1

* SCORE BY PERIODS

	Q1	Q2	Q3	Q4	OT	PTS
TEAM	34	40	24	25	0	123
OPPONENTS	24	16	43	24	0	107

* SCORING

	TD	Ru	Pa	Rt	K-PAT	FG	S	PTS
Gostkowski	0	0	0	0	12/12	13/13	0	51
Gronkowski	4	0	4	0			0	24
Ridley	2	2	0	0			0	12
Arrington	1	0	0	1			0	6
Edelman	1	0	1	0			0	6
Cha. Jones	1	0	0	1			0	6
LaFell	1	0	1	0			0	6
Vereen	1	1	0	0			0	6
Wright	1	0	1	0			0	6
TEAM	12	3	7	2	12/12	13/13	0	123
OPPONENTS	11	2	8	1	11/11	10/12	0	107

2-Pt Conv: TM 0-0, OPP 0-0
 SACKS: Cha. Jones 2.5, Hightower 2,
 Chr. Jones 1.5, Arrington 1, Mayo 1,
 Ninkovich 1, Vellano 1, TM 10, OPP 11
 FUM/LOST: Brady 5/3, Edelman 2/0, Collins 1/0

* PASSING

	Att	Cmp	Yds	Cmp%	Yds/Att	TD	TD%	Int	Int%	Long	Sack/Lost	Rating
Brady	172	104	1083	60.5	6.30	6	3.5	2	1.2	44t	10/	58 85.5
Garoppolo	7	6	70	85.7	10.00	1	14.3	0	0.0	37	1/	6 147.9
TEAM	179	110	1153	61.5	6.44	7	3.9	2	1.1	44t	11/	64 88.5
OPPONENTS	157	96	1051	61.1	6.69	8	5.1	6	3.8	38	10/	68 82.0

* RUSHING

	No.	Yds	Avg	Long	TD
Ridley	84	317	3.8	43	2
Vereen	37	212	5.7	19	1
Edelman	4	35	8.8	17	0
J. White	3	21	7.0	11	0
Bolden	9	15	1.7	7	0
Brady	9	9	1.0	6	0
Develin	2	5	2.5	5	0
Garoppolo	3	-4	-1.3	-1	0
TEAM	151	610	4.0	43	3
OPPONENTS	135	598	4.4	48	2

* RECEIVING

	No.	Yds	Avg	Long	TD
Edelman	31	318	10.3	44	1
Gronkowski	19	247	13.0	27	4
Vereen	17	111	6.5	28	0
LaFell	11	185	16.8	44t	1
Wright	9	120	13.3	30	1
Thompkins	6	53	8.8	16	0
Amendola	4	23	5.8	8	0
Develin	3	28	9.3	13	0
J. White	3	15	5.0	11	0
Ridley	3	14	4.7	7	0
Dobson	2	29	14.5	16	0
Hoomanawanui	1	6	6.0	6	0
Bolden	1	4	4.0	4	0
TEAM	110	1153	10.5	44t	7
OPPONENTS	96	1051	10.9	38	8

* INTERCEPTIONS

	No.	Yds	Avg	Long	TD
McCourty	1	60	60.0	60	0
Wilfork	1	1	1.0	1	0
Dennard	1	0	0.0	0	0
Easley	1	0	0.0	0	0
Revis	1	0	0.0	0	0
Ryan	1	0	0.0	0	0
TEAM	6	61	10.2	60	0
OPPONENTS	2	73	36.5	39t	1

* PUNTING

	No.	Yds	Avg	Net	TB	In	Lg	B
Allen	24	1106	46.1	38.4	1	10	63	1
TEAM	25	1106	44.2	38.4	1	10	63	1
OPPONENTS	20	890	44.5	39.0	0	7	57	0

* PUNT RETURNS

	Ret	FC	Yds	Avg	Long	TD
Edelman	12	4	110	9.2	34	0
TEAM	12	4	110	9.2	34	0
OPPONENTS	12	7	127	10.6	47	0

* KICKOFF RETURNS

	No.	Yds	Avg	Long	TD
Chung	5	111	22.2	30	0
McCourty	1	27	27.0	27	0
Slater	1	26	26.0	26	0
TEAM	7	164	23.4	30	0
OPPONENTS	15	301	20.1	31	0

* FIELD GOALS

	1-19	20-29	30-39	40-49	50+
Gostkowski	1/ 1	4/ 4	2/ 2	6/ 6	0/0
TEAM	1/ 1	4/ 4	2/ 2	6/ 6	0/0
OPPONENTS	0/ 0	5/ 5	3/ 3	2/ 3	0/1
Gostkowski:	(47G,45G)	(48G,47G,27G)	(21G,20G,36G)		
()	(48G,19G,23G,47G,35G)				
OPP:	(38G,24G,22G,27G)	(48B)	(49G,37G,47G)	(22G,	
	31G)	(52N,23G)			



2014 DEFENSIVE STATISTICS

Tackle Statistics based on Play-by-Play

PLAYER	TACKLES			SACKS			INTERCEPTIONS				FUMBLES				SP. TEAMS				
Name	TT	UT	A	S	Yds	QH	Int	Yds	TD	PD	FF	FR	Yds	TD	TT	UT	A	FF	FR
Jerod Mayo	47	35	12	1.0	9.0	2	0	0	0	0	0	1	0	0	0	0	0	0	0
Dont'a Hightower	22	19	3	2.0	22.0	4	0	0	0	1	0	0	0	0	0	0	0	0	0
Jamie Collins	22	18	4	0.0	0.0	1	0	0	0	1	1	1	0	0	1	1	0	0	0
Patrick Chung	21	13	8	0.0	0.0	0	0	0	0	1	0	0	0	0	0	0	0	0	0
Chandler Jones	19	11	8	2.5	11.0	4	0	0	0	2	0	0	0	0	0	0	0	0	0
Darelle Revis	19	14	5	0.0	0.0	0	1	0	0	3	1	1	0	0	0	0	0	0	0
Devin McCourty	16	11	5	0.0	0.0	0	1	60	0	3	0	0	0	0	2	1	1	0	0
Rob Ninkovich	15	12	3	1.0	10.0	3	0	0	0	0	0	0	0	0	1	1	0	0	0
Vince Wilfork	13	10	3	0.0	0.0	0	1	1	0	1	0	0	0	0	0	0	0	0	0
Kyle Arrington	12	11	1	1.0	0.0	0	0	0	0	1	2	0	0	0	3	2	1	0	1
Chris Jones	11	4	7	1.5	12.0	2	0	0	0	0	0	0	0	0	0	0	0	0	0
Logan Ryan	10	9	1	0.0	0.0	0	1	0	0	3	1	0	0	0	5	3	2	0	0
Sealver Siliga	8	4	4	0.0	0.0	0	0	0	0	0	0	0	0	0	0	0	0	0	0
Joe Vellano	6	5	1	1.0	4.0	1	0	0	0	0	0	0	0	0	0	0	0	0	0
Tavon Wilson	5	5	0	0.0	0.0	0	0	0	0	1	0	0	0	0	3	3	0	0	0
Alfonzo Dennard	5	4	1	0.0	0.0	0	1	0	0	1	0	1	0	0	0	0	0	0	0
Malcolm Butler	4	4	0	0.0	0.0	0	0	0	0	1	0	0	0	0	0	0	0	0	0
Duron Harmon	4	2	2	0.0	0.0	0	0	0	0	0	0	1	0	0	0	0	0	0	0
Dominique Easley	3	3	0	0.0	0.0	0	1	0	0	1	0	0	0	0	0	0	0	0	0
Nate Ebner	2	2	0	0.0	0.0	0	0	0	0	0	0	0	0	0	6	3	3	0	0
Deontae Skinner	2	0	2	0.0	0.0	0	0	0	0	0	0	0	0	0	1	1	0	0	0
Michael Buchanan	1	0	1	0.0	0.0	0	0	0	0	0	0	0	0	0	1	1	0	0	0
Casey Walker	1	1	0	0.0	0.0	0	0	0	0	0	0	0	0	0	0	0	0	0	0
Don Jones	0	0	0	0.0	0.0	0	0	0	0	0	0	0	0	0	4	4	0	0	0
Brandon Bolden	0	0	0	0.0	0.0	0	0	0	0	0	0	0	0	0	2	2	0	0	0
Matthew Slater	0	0	0	0.0	0.0	0	0	0	0	0	0	0	0	0	8	6	2	0	0
Brandon LaFell	0	0	0	0.0	0.0	0	0	0	0	0	0	0	0	0	1	1	0	0	0
Chris White	0	0	0	0.0	0.0	0	0	0	0	0	0	0	0	0	4	1	3	0	0
TOTALS	268	197	71	10.0	68.0	17	6	61	0	20	5	5	0	0	42	30	12	0	1

FUMBLES - LOST (8-3)				
No.	Lost	Own Rec	O.B.	
Tom Brady	5	3	1	0
Dan Connolly	0	0	1	0
Jamie Collins	1	0	0	0
Alfonzo Dennard	0	0	1	0
Julian Edelman	2	0	1	0
Nate Solder	0	0	1	0
TOTALS	8	3	5	0

MISC. OFFENSIVE STATS				
Tkl	Ast	FF	FR	
Tom Brady	1	0	0	0
Jordan Devey	1	0	0	0
Julian Edelman	2	0	0	0
TOTALS	4	0	0	0

KEY	
TT-Total Tackles	Int/Yds-Interceptions/Yards Returned
UT-Unassisted Tackles	PD-Passes Defensed
A-Assisted Tackles	FF-Forced Fumbles

BLOCKED KICKS		
XP	FG	P
Chandler Jones	0	1
TOTALS	0	1



2014 NEW ENGLAND PATRIOTS ROSTER

AS OF OCTOBER 7, 2014

ALPHABETICAL ROSTER

#	NAME	POS	HT	WT	BORN	YR	COLLEGE	H.S. HOMETOWN
48	Aiken, Danny	LS	6-4	255	8/28/1988	4	Virginia	Roanoke, Va.
6	Allen, Ryan	P	6-2	215	2/28/1990	2	Louisiana Tech	Salem, Ore.
80	Amendola, Danny	WR	5-11	195	11/2/1985	6	Texas Tech	The Woodlands, Texas
25	Arrington, Kyle	CB	5-10	190	8/12/1986	6	Hofstra	Accokeek, Md.
38	Bolden, Brandon	RB	5-11	220	1/26/1990	3	Mississippi	Baton Rouge, La.
12	Brady, Tom	QB	6-4	225	8/3/1977	15	Michigan	San Mateo, Calif.
39	Browner, Brandon	CB	6-4	221	8/2/1984	5	Oregon State	Sylmar, Calif.
21	Butler, Malcolm	CB	5-11	190	3/2/1990	R	West Alabama	Vicksburg, Miss.
61	Cannon, Marcus	OL	6-5	335	5/6/1988	4	Texas Christian	Odessa, Texas
23	Chung, Patrick	S	5-11	210	8/19/1987	6	Oregon	Racho Cucamonga, Calif.
91	Collins, Jamie	LB	6-3	250	10/20/1989	2	Southern Mississippi	McCall Creek, Miss.
63	Connolly, Dan	OL	6-4	305	9/2/1982	9	Southeast Missouri St.	St. Louis, Mo.
53	Davis, Ja'Gared	LB	6-0	238	9/11/1990	1	Southern Methodist	Crockett, Texas
37	Dennard, Alfonzo	CB	5-10	200	9/9/1989	3	Nebraska	Rochelle, Ga.
46	Develin, James	FB	6-3	255	7/23/1988	2	Brown	Gilbertville, Pa.
65	Devey, Jordan	T	6-6	317	1/11/1988	1	Memphis	American Fork, Utah
17	Dobson, Aaron	WR	6-3	200	7/23/1991	2	Marshall	Dunbar, W.V.
74	Easley, Dominique	DL	6-2	290	4/28/1992	R	Florida	Staten Island, N.Y.
43	Ebner, Nate	DB	6-0	210	12/14/1988	3	Ohio State	Dublin, Ohio
11	Edelman, Julian	WR	5-10	200	5/22/1986	6	Kent State	Redwood City, Calif.
71	Fleming, Cameron	OL	6-6	325	9/3/1992	R	Stanford	Houston, Texas
10	Garoppolo, Jimmy	QB	6-2	225	11/2/1991	R	Eastern Illinois	Arlington, Ill.
3	Gostkowski, Stephen	K	6-1	215	1/28/1984	9	Memphis	Madison, Miss.
87	Gronkowski, Rob	TE	6-6	265	5/14/1989	5	Arizona	Pittsburgh, Pa.
30	Harmon, Duron	DB	6-1	205	1/24/1991	2	Rutgers	Magnolia, Del.
54	Hightower, Dont'a	LB	6-3	270	3/12/1990	3	Alabama	Lewisburg, Tenn.
47	Hoomanawanui, Michael	TE	6-4	260	7/4/1988	5	Illinois	Bloomington, Ill.
95	Jones, Chandler	DE	6-5	265	2/27/1990	3	Syracuse	Endicott, N.Y.
94	Jones, Chris	DT	6-1	309	7/12/1990	2	Bowling Green	Brownsburg, Ind.
29	Jones, Don	S	5-11	205	5/14/1990	2	Arkansas State	Town Creek, Ala.
67	Kline, Josh	OL	6-3	295	12/29/1989	2	Kent State	Mason, Ohio
19	LaFell, Brandon	WR	6-3	210	11/4/1986	5	Louisiana State	Houston, Texas
51	Mayo, Jerod	LB	6-1	250	2/23/1986	7	Tennessee	Hampton, Va.
32	McCourt, Devin	DB	5-10	195	8/13/1987	5	Rutgers	Montvale, N.J.
90	Moore, Zach	DL	6-6	275	9/5/1990	R	Concordia-St. Paul	Chicago, Ill.
50	Ninkovich, Rob	DE	6-2	260	2/1/1984	9	Purdue	Blue Island, Ill.
24	Revis, Darrelle	CB	5-11	198	7/14/1985	8	Pittsburgh	Aliquippa, Pa.
22	Ridley, Stevan	RB	5-11	220	1/27/1989	4	Louisiana State	Natchez, Miss.
26	Ryan, Logan	CB	5-11	195	2/9/1991	2	Rutgers	Voorhees, N.J.
55	Skinner, Deontae	LB	6-2	250	12/18/1990	R	Mississippi State	Macon, Miss.
18	Slater, Matthew	WR	6-0	210	9/9/1985	7	UCLA	Anaheim, Calif.
77	Solder, Nate	T	6-8	320	4/12/1988	4	Colorado	Buena Vista, Colo.
66	Stork, Bryan	OL	6-4	310	11/15/1990	R	Florida State	Vero Beach, Fla.
84	Tyms, Brian	WR	6-3	204	2/21/1989	2	Florida A&M	Ft. Lauderdale, Fla.
34	Vereen, Shane	RB	5-10	205	3/2/1989	4	California	Valencia, Calif.
76	Vollmer, Sebastian	T	6-8	320	7/10/1984	6	Houston	Kaarst, Germany
98	Walker, Casey	DL	6-1	335	12/6/1989	1	Oklahoma	Garland, Texas
62	Wendell, Ryan	OL	6-2	300	3/4/1986	6	Fresno State	Pomona, Calif.
59	White, Chris	LB	6-3	238	1/15/1989	4	Mississippi State	Vanceleave, Miss.
28	White, James	RB	5-10	205	2/3/1992	R	Wisconsin	Ft. Lauderdale, Fla.
75	Wilfork, Vince	DL	6-2	325	11/4/1981	11	Miami (Fla.)	Boynton Beach, Fla.
27	Wilson, Tavon	DB	6-0	215	3/19/1990	3	Illinois	Washington, D.C.
81	Wright, Tim	TE	6-4	235	4/7/1990	2	Rutgers	Wall Township, N.J.

NUMERICAL ROSTER

#	NAME	POS
3	Stephen Gostkowski	K
6	Ryan Allen	P
10	Jimmy Garoppolo	QB
11	Julian Edelman	WR
12	Tom Brady	QB
17	Aaron Dobson	WR
18	Matthew Slater	WR
19	Brandon LaFell	WR
21	Malcolm Butler	CB
22	Stevan Ridley	RB
23	Patrick Chung	S
24	Darrelle Revis	CB
25	Kyle Arrington	CB
26	Logan Ryan	CB
27	Tavon Wilson	DB
28	James White	RB
29	Don Jones	S
30	Duron Harmon	DB
32	Devin McCourty	DB
34	Shane Vereen	RB
37	Alfonzo Dennard	CB
38	Brandon Bolden	RB
39	Brandon Browner	CB
43	Nate Ebner	DB
46	James Develin	FB
47	Michael Hoomanawanui	TE
48	Danny Aiken	LS
50	Rob Ninkovich	DE
51	Jerod Mayo	LB
53	Ja'Gared Davis	LB
54	Dont'a Hightower	LB
55	Deontae Skinner	LB
59	Chris White	LB
61	Marcus Cannon	OL
62	Ryan Wendell	OL
63	Dan Connolly	OL
65	Jordan Devey	T
66	Bryan Stork	OL
67	Josh Kline	OL
71	Cameron Fleming	OL
74	Dominique Easley	DL
75	Vince Wilfork	DL
76	Sebastian Vollmer	T
77	Nate Solder	T
80	Danny Amendola	WR
81	Tim Wright	TE
84	Brian Tyms	WR
87	Rob Gronkowski	TE
90	Zach Moore	DL
91	Jamie Collins	LB
94	Chris Jones	DT
95	Chandler Jones	DE
98	Casey Walker	DL

PRACTICE SQUAD

#	NAME	POS	HT	WT	BORN	YR	COLLEGE	H.S. HOMETOWN
64	Barker, Chris	OL	6-2	310	8/3/1990	2	Nevada	Etiwanda, Calif.
93	Bass, Ben	DL	6-5	295	10/12/1989	3	Texas A&M	Plano, Texas
92	Bequette, Jake	DE	6-5	265	2/21/1989	3	Arkansas	Little Rock, Ark.
82	Boyce, Josh	WR	5-11	205	5/6/1991	2	Texas Christian	Copperas Cove, Texas
58	Fleming, Darius	LB	6-2	255	7/19/1989	3	Notre Dame	Chicago, Ill.
35	Gray, Jonas	RB	5-10	230	6/27/1990	1	Notre Dame	Pontiac, Mich.
68	Hauptmann, Caylin	OL	6-3	300	7/10/1991	2	Florida International	Los Angeles, Calif.
97	Schwenke, Kona	DL	6-4	297	5/11/1992	R	Notre Dame	Hau'ula, HI.
41	Swanson, Daxton	DB	5-11	191	3/21/1991	1	Sam Houston State	Waco, Texas

PRACTICE SQUAD

#	NAME	POS
35	Jonas Gray	RB
41	Daxton Swanson	DB
58	Darius Fleming	LB
64	Chris Barker	OL
68	Caylin Hauptmann	OL
82	Josh Boyce	WR
92	Jake Bequette	DE
93	Ben Bass	DL
97	Kona Schwenke	DL

RESERVE/INJURED LIST

#	NAME	POS	HT	WT	BORN	YR	COLLEGE	H.S. HOMETOWN
99	Buchanan, Michael	DL	6-6	255	1/24/1991	2	Illinois	Homewood, Ill.
31	Gaffney, Tyler	RB	6-0	220	4/20/1991	R	Stanford	San Diego, Calif.
45	Gordon, Cameron	LB	6-3	240	6/5/1991	R	Michigan	Detroit, Mich.
52	Morris, James	LB	6-2	240	11/20/1991	R	Iowa	Solon, Iowa
16	Orton, Greg	WR	6-3	199	12/17/1986	1	Purdue	Huber Heights, Ohio
*96	Siliga, Sealver	DT	6-2	325	4/26/1990	3	Utah	West Jordan, Utah

*Designated to return

RESERVE/INJURED LIST

#	NAME	POS
16	Greg Orton	WR
31	Tyler Gaffney	RB
45	Cameron Gordon	LB
52	James Morris	LB
*96	Sealver Siliga	DT
99	Michael Buchanan	DL

*Designated to return

HEAD COACH: BILL BELICHICK

ASSISTANTS: Josh Boyer, Cornerbacks; Moses Cabrera, Assistant Strength and Conditioning; Brian Daboll, Tight Ends; Brendan Daly, Defensive Assistant; Dave DeGuglielmo, Offensive Line; Ivan Fears, Running Backs; Brian Flores, Safeties; Patrick Graham, Linebackers; Joe Judge, Asst. Special Teams; Josh McDaniels, Offensive Coordinator/Quarterbacks; Harold Nash, Head Strength and Conditioning; Scott O'Brien, Special Teams; Chad O'Shea, Receivers; Matt Patricia, Defensive Coordinator.



2014 NUMERICAL ROSTER

October 7, 2014								
3	Stephen Gostkowski	K	6-1	215	30	9	Memphis	D4b-06
6	Ryan Allen	P	6-2	215	24	2	Louisiana Tech	FA-13
10	Jimmy Garoppolo	QB	6-2	225	22	R	Eastern Illinois	D2-14
11	Julian Edelman	WR	5-10	200	28	6	Kent State	D7a-09
12	Tom Brady	QB	6-4	225	37	15	Michigan	D6b-00
17	Aaron Dobson	WR	6-3	200	23	2	Marshall	D2b-13
18	Matthew Slater	WR	6-0	210	29	7	UCLA	D5-08
19	Brandon LaFell	WR	6-3	210	27	5	Louisiana State	UFA(CAR)-14
21	Malcolm Butler	CB	5-11	190	24	R	West Alabama	FA-14
22	Stevan Ridley	RB	5-11	220	25	4	Louisiana State	D3a-11
23	Patrick Chung	S	5-11	210	27	6	Oregon	FA-13
24	Darrelle Revis	CB	5-11	198	29	8	Pittsburgh	FA-14
25	Kyle Arrington	CB	5-10	190	28	6	Hofstra	FA-09
26	Logan Ryan	CB	5-11	195	23	2	Rutgers	D3a-13
27	Tavon Wilson	DB	6-0	215	24	3	Illinois	D2-12
28	James White	RB	5-10	205	22	R	Wisconsin	D4b-14
29	Don Jones	S	5-11	205	24	2	Arkansas State	CW(MIA)-14
30	Duron Harmon	DB	6-1	205	23	2	Rutgers	D3b-13
32	Devin McCourty	DB	5-10	195	27	5	Rutgers	D1-10
34	Shane Vereen	RB	5-10	205	25	4	California	D2b-11
37	Alfonzo Dennard	CB	5-10	200	25	3	Nebraska	D7a-12
38	Brandon Bolden	RB	5-11	220	24	3	Mississippi	FA-12
39	Brandon Browner	CB	6-4	221	30	5	Oregon State	UFA(SEA)-14
43	Nate Ebner	DB	6-0	210	25	3	Ohio State	D6-12
46	James Develin	FB	6-3	255	26	2	Brown	FA-12
47	Michael Hoomanawanui	TE	6-4	260	26	5	Illinois	FA-12
48	Danny Aiken	LS	6-4	255	26	4	Virginia	CW(BUF)-11
50	Rob Ninkovich	DE	6-2	260	30	9	Purdue	FA-09
51	Jerod Mayo	LB	6-1	250	28	7	Tennessee	D1-08
53	Ja'Gared Davis	LB	6-0	238	24	1	Southern Methodist	CW(HOU)-13
54	Dont'a Hightower	LB	6-3	270	24	3	Alabama	D1b-12
55	Deontae Skinner	LB	6-2	250	23	R	Mississippi State	FA-14
59	Chris White	LB	6-3	238	25	4	Mississippi	CW(DET)-13
61	Marcus Cannon	OL	6-5	335	26	4	Texas Christian	D5a-11
62	Ryan Wendell	OL	6-2	300	28	6	Fresno State	FA-08
63	Dan Connolly	OL	6-4	305	32	9	Southeast Missouri St.	FA-08
65	Jordan Devey	T	6-6	317	26	1	Memphis	FA-13
66	Bryan Stork	OL	6-4	310	23	R	Florida State	D4a-14
67	Josh Kline	OL	6-3	295	24	2	Kent State	FA-13
71	Cameron Fleming	OL	6-6	325	22	R	Stanford	D4c-14
74	Dominique Easley	DL	6-2	290	22	R	Florida	D1-14
75	Vince Wilfork	DL	6-2	325	32	11	Miami (Fla.)	D1a-04
76	Sebastian Vollmer	T	6-8	320	30	6	Houston	D2d-09
77	Nate Solder	T	6-8	320	26	4	Colorado	D1-11
80	Danny Amendola	WR	5-11	195	28	6	Texas Tech	UFA(STL)-13
81	Tim Wright	TE	6-4	235	24	2	Rutgers	TR(TB)-14
84	Brian Tyms	WR	6-3	204	25	2	Florida A&M	FA-14
87	Rob Gronkowski	TE	6-6	265	25	5	Arizona	D2a-10
90	Zach Moore	DL	6-6	275	24	R	Concordia-St. Paul	D6b-14
91	Jamie Collins	LB	6-3	250	24	2	Southern Mississippi	D2a-13
94	Chris Jones	DT	6-7	309	24	2	Bowling Green	CW(TB)-13
95	Chandler Jones	DE	6-8	265	24	3	Syracuse	D1a-12
98	Casey Walker	DL	6-1	335	24	1	Oklahoma	FA-14

PRACTICE SQUAD

#	NAME	POS	HT	WT	AGE	YR	COLLEGE	ACQ.
35	Jonas Gray	RB	5-10	230	24	1	Notre Dame	FA-14
41	Daxton Swanson	DB	5-11	191	23	1	Sam Houston State	FA-14
64	Chris Barker	OL	6-2	310	24	2	Nevada	CW(MIA)-13
68	Caylin Hauptmann	OL	6-3	300	23	2	Florida International	FA-14
82	Josh Boyce	WR	5-11	205	23	2	Texas Christian	D4-13
92	Jake Bequette	DE	6-5	265	25	3	Arkansas	D3-12
93	Ben Bass	DL	6-5	295	24	3	Texas A&M	FA-14
97	Kona Schwenke	DL	6-4	297	22	R	Notre Dame	FA-14

RESERVE/INJURED LIST

#	NAME	POS	HT	WT	AGE	YR	COLLEGE	(IR date)
16	Greg Orton	WR	6-3	199	27	1	Purdue	7/28/2014
31	Tyler Gaffney	RB	6-0	220	23	R	Stanford	8/26/2014
45	Cameron Gordon	LB	6-3	240	23	R	Michigan	8/26/2014
52	James Morris	LB	6-2	240	22	R	Iowa	8/30/2014
*96	Sealver Siliga	DT	6-2	325	24	3	Utah	9/27/2014
99	Michael Buchanan	DL	6-12	255	23	2	Illinois	D7a-13

*Designated to return



DEFENSE (25)

					DEFENSE (25)			
#	NAME	POS	HT	WT	BORN	YR	COLLEGE	H.S. HOMETOWN
DEFENSIVE LINE (7)								
74	Easley, Dominique	DL	6-2	290	4/28/1992	R	Florida	Staten Island, N.Y.
95	Jones, Chandler	DE	6-5	265	2/27/1990	3	Syracuse	Endicott, N.Y.
94	Jones, Chris	DT	6-1	309	7/12/1990	2	Bowling Green	Brownsburg, Ind.
90	Moore, Zach	DL	6-6	275	9/5/1990	R	Concordia-St. Paul	Chicago, Ill.
50	Ninkovich, Rob	DE	6-2	260	2/1/1984	9	Purdue	Blue Island, Ill.
98	Walker, Casey	DL	6-1	335	12/6/1989	1	Oklahoma	Garland, Texas
75	Wilfork, Vince	DL	6-2	325	11/4/1981	11	Miami (Fla.)	Boynton Beach, Fla.
LINEBACKER (6)								
91	Collins, Jamie	LB	6-3	250	10/20/1989	2	Southern Mississippi	McCall Creek, Miss.
53	Davis, Ja'Gared	LB	6-0	238	9/11/1990	1	Southern Methodist	Crockett, Texas
54	Hightower, Dont'a	LB	6-3	270	3/12/1990	3	Alabama	Lewisburg, Tenn.
51	Mayo, Jerod	LB	6-1	250	2/23/1986	7	Tennessee	Hampton, Va.
55	Skinner, Deontae	LB	6-2	250	12/18/1990	R	Mississippi State	Macon, Miss.
59	White, Chris	LB	6-3	238	1/15/1989	4	Mississippi State	Vanceleave, Miss.
DEFENSIVE BACK (12)								
25	Arrington, Kyle	CB	5-10	190	8/12/1986	6	Hofstra	Accokeek, Md.
39	Browner, Brandon	CB	6-4	221	8/2/1984	5	Oregon State	Sylmar, Calif.
21	Butler, Malcolm	CB	5-11	190	3/2/1990	R	West Alabama	Vicksburg, Miss.
23	Chung, Patrick	S	5-11	210	8/19/1987	6	Oregon	Rancho Cucamonga, Calif.
37	Dennard, Alfonzo	CB	5-10	200	9/9/1989	3	Nebraska	Rochelle, Ga.
43	Ebner, Nate	DB	6-0	210	12/14/1988	3	Ohio State	Dublin, Ohio
30	Harmon, Duron	DB	6-1	205	1/24/1991	2	Rutgers	Magnolia, Del.
29	Jones, Don	S	5-11	205	5/14/1990	2	Arkansas State	Town Creek, Ala.
32	McCourty, Devin	DB	5-10	195	8/13/1987	5	Rutgers	Montvale, N.J.
24	Revis, Darrelle	CB	5-11	198	7/14/1985	8	Pittsburgh	Aliquippa, Pa.
26	Ryan, Logan	CB	5-11	195	2/9/1991	2	Rutgers	Voorhees, N.J.
27	Wilson, Tavon	DB	6-0	215	3/19/1990	3	Illinois	Washington, D.C.
OFFENSE (25)								
#	NAME	POS	HT	WT	BORN	YR	COLLEGE	H.S. HOMETOWN
OFFENSIVE LINE (9)								
61	Cannon, Marcus	OL	6-5	335	5/6/1988	4	Texas Christian	Odessa, Texas
63	Connolly, Dan	OL	6-4	305	9/2/1982	9	Southeast Missouri St.	St. Louis, Mo.
65	Devey, Jordan	T	6-6	317	1/11/1988	1	Memphis	American Fork, Utah
71	Fleming, Cameron	OL	6-6	325	9/3/1992	R	Stanford	Houston, Texas
67	Kline, Josh	OL	6-3	295	12/29/1989	2	Kent State	Mason, Ohio
77	Solder, Nate	T	6-8	320	4/12/1988	4	Colorado	Buena Vista, Co.
66	Stork, Bryan	OL	6-4	310	11/15/1990	R	Florida State	Vero Beach, Fla.
76	Vollmer, Sebastian	T	6-8	320	7/10/1984	6	Houston	Kaarst, Germany
62	Wendell, Ryan	OL	6-2	300	3/4/1986	6	Fresno State	Pomona, Calif.
QUARTERBACK (2)								
12	Brady, Tom	QB	6-4	225	8/3/1977	15	Michigan	San Mateo, Calif.
10	Garoppolo, Jimmy	QB	6-2	225	11/2/1991	R	Eastern Illinois	Arlington Heights, Ill.
WIDE RECEIVER (6)								
80	Amendola, Danny	WR	5-11	195	11/2/1985	6	Texas Tech	The Woodlands, Texas
17	Dobson, Aaron	WR	6-3	200	7/23/1991	2	Marshall	Dunbar, W.V.
11	Edelman, Julian	WR	5-10	198	5/22/1986	6	Kent State	Redwood City, Calif.
19	LaFell, Brandon	WR	6-3	210	11/4/1986	5	Louisiana State	Houston, Texas
18	Slater, Matthew	WR	6-0	210	9/9/1985	7	UCLA	Anaheim, Calif.
84	Tyms, Brian	WR	6-3	204	2/21/1989	2	Florida A&M	Ft. Lauderdale, Fla.
RUNNING BACK (5)								
38	Bolden, Brandon	RB	5-11	220	1/26/1990	3	Mississippi	Baton Rouge, La.
46	Develin, James	FB	6-3	255	7/23/1988	2	Brown	Gilbertsville, Pa.
22	Ridley, Stevan	RB	5-11	220	1/27/1989	4	Louisiana State	Natchez, Miss.
34	Vereen, Shane	RB	5-10	205	3/2/1989	4	California	Valencia, Calif.
28	White, James	RB	5-10	205	2/3/1992	R	Wisconsin	Ft. Lauderdale, Fla.
TIGHT END (3)								
87	Gronkowski, Rob	TE	6-6	265	5/14/1989	5	Arizona	Pittsburgh, Pa.
47	Hoomanawanui, Michael	TE	6-4	260	7/4/1988	5	Illinois	Bloomington, Ill.
81	Wright, Tim	TE	6-4	235	4/7/1990	2	Rutgers	Wall Township, N.J.
SPECIALISTS (3)								
#	NAME	POS	HT	WT	BORN	YR	COLLEGE	H.S. HOMETOWN
SPECIALISTS (3)								
48	Aiken, Danny	LS	6-4	255	8/28/1988	4	Virginia	Roanoke, Va.
6	Allen, Ryan	P	6-2	215	2/28/1990	2	Louisiana Tech	Salem, Ore.
3	Gostkowski, Stephen	K	6-1	215	1/28/1984	9	Memphis	Madison, Miss.
RESERVE/INJURED (6)								
#	NAME	POS	HT	WT	BORN	YR	COLLEGE	H.S. HOMETOWN
RESERVE/INJURED (6)								
99	Buchanan, Michael	DL	6-6	255	1/24/1991	2	Illinois	Homewood, Ill.
31	Gaffney, Tyler	RB	6-0	220	4/20/1991	R	Stanford	San Diego, Calif.
45	Gordon, Cameron	LB	6-3	240	6/5/1991	R	Michigan	Detroit, Mich.
52	Morris, James	LB	6-2	240	11/20/1991	R	Iowa	Solon, Iowa
16	Orton, Greg	WR	6-3	199	12/17/1986	1	Purdue	Huber Heights, Ohio
*96	Siliga, Sealver	DT	6-2	325	4/26/1990	3	Utah	West Jordan, Utah
*Designated to return								



How The Patriots Were Built

UPDATED: October 7, 2014

<u>YEAR</u>	<u>DRAFTEES (28)</u>	<u>VETERAN FREE AGENTS (9)</u>	<u>WAIVERS (5) / TRADES (1)</u>	<u>ROOKIE AND FIRST-YEAR FREE AGENTS (10)</u>
2000	Tom Brady (6b)			
2004	Vince Wilfork (1a)			
2006	Stephen Gostkowski (4b)			
2008	Jerod Mayo (1) Matthew Slater (5)	Dan Connolly (fa) (JAX)		Ryan Wendell (fa)
2009	Sebastian Vollmer (2d) Julian Edelman (7a)	Rob Ninkovich (5) (NO)		Kyle Arrington (fa) (PHI)
2010	Devin McCourty (1) Rob Gronkowski (2a)			
2011	Nate Solder (1) Shane Vereen (2b) Stevan Ridley (3a) Marcus Cannon (5a)		Danny Aiken (fa) CW (BUF)	
2012	Chandler Jones (1a) Dont'a Hightower (1b) Tavon Wilson (2) Nate Ebner (6) Alfonzo Dennard (7a)	Michael Hoomanawanui (5) (STL)		Brandon Bolden (fa) James Develin (fa) (CIN)
2013	Jamie Collins (2a) Aaron Dobson (2b) Logan Ryan (3a) Duron Harmon (3b)	Danny Amendola (fa) (DAL)	Ja'Gared Davis (fa) CW (HOU) Chris Jones (6) (HOU) CW (TB) Chris White (4) (BUF) CW (DET)	Ryan Allen (fa) Jordan Devey (fa) (BAL) Josh Kline (fa)
2014	Dominique Easley (1) Jimmy Garoppolo (2) Bryan Stork (4a) James White (4b) Cameron Fleming (4c) Zach Moore (6b)	Brandon Browner (fa) (DEN) Patrick Chung (2) (NE) Brandon LaFell (3) (CAR) Darrelle Revis (1) (NYJ) Brian Tyms (fa) (SF)	Don Jones (7) CW (MIA) Tim Wright (fa) (tr-TB)	Malcolm Butler (fa) Deontae Skinner (fa) Casey Walker (fa) (CAR)
NOTE: Team in parenthesis is the player's prior team (#) – indicates round drafted (fa) – indicates non-drafted free agents			<u>Reserve/Iniured (6)</u> Michael Buchanan (7a) Tyler Gaffney (6) CW (CAR) Cameron Gordon (fa) James Morris (fa) Greg Orton (fa) (CIN) * Sealver Siliga (fa) (SF) (Designated to return)	



2014 TRANSACTIONS

UPDATED: October 7, 2014

JANUARY, 2014

1/8/2014	Gray, Jonas	Signed to a future contract
1/20/2014	Cave, Braxston	Signed to a future contract
1/20/2014	Devey, Jordan	Signed to a future contract
1/20/2014	Dunn, Reggie	Signed to a future contract
1/20/2014	Mattes, R.J.	Signed to a future contract
1/20/2014	McGuffie, Sam	Signed to a future contract
1/20/2014	Orton, Greg	Signed to a future contract
1/20/2014	Reed, Taylor	Signed to a future contract
1/21/2014	Forston, Marcus	Signed to a future contract

FEBRUARY, 2014

2/28/2014	Gregory, Steve	Released
-----------	----------------	----------

MARCH, 2014

3/10/2014	Grissom, Corry	Released
3/10/2014	McGuffie, Sam	Released
3/10/2014	Moe, TJ	Released
3/10/2014	Reed, Taylor	Released
3/12/2014	Hoomanawanui, Michael	Re-signed
3/12/2014	Sopoaga, Isaac	Released
3/12/2014	Zusevics, Markus	Released
3/15/2014	Browner, Brandon	Signed
3/17/2014	Revis, Darrelle	Signed
3/17/2014	LaFell, Brandon	Signed
3/18/2014	Edelman, Julian	Re-signed
3/19/2014	Hughlett, Charley	Signed
3/31/2014	Wendell, Ryan	Re-signed

APRIL, 2014

4/3/2014	Chung, Patrick	Signed
4/4/2014	Wilson, Adrian	Released
4/24/2014	Hull, Josh	Signed

MAY, 2014

5/5/2014	Smith, Will	Signed
5/8/2014	Easley, Dominique	Drafted
5/9/2014	Garoppolo, Jimmy	Drafted
5/10/2014	Stork, Bryan	Drafted
5/10/2014	White, James	Drafted
5/10/2014	Fleming, Cameron	Drafted
5/10/2014	Halapio, Jon	Drafted
5/10/2014	Moore, Zach	Drafted
5/10/2014	Thomas, Jemea	Drafted
5/10/2014	Gallon, Jeremy	Drafted
5/12/2014	Beck, Tyler	Signed
5/12/2014	Finch, Roy	Signed
5/12/2014	Gary, Shamiel	Signed
5/12/2014	Gordon, Cameron	Signed
5/12/2014	Hawkins, Travis	Signed
5/12/2014	Houston, Stephen	Signed
5/12/2014	Jones, Justin	Signed
5/12/2014	Skinner, Deontae	Signed
5/12/2014	Watson, Asa	Signed
5/15/2014	Beck, Tyler	Released
5/15/2014	Hughlett, Charley	Released
5/16/2014	Fleming, Cameron	Signed/Draft Choice
5/16/2014	Gallon, Jeremy	Signed/Draft Choice
5/16/2014	Moore, Zach	Signed/Draft Choice
5/16/2014	White, James	Signed/Draft Choice
5/16/2014	Deering, Jeremy	Signed
5/16/2014	Fleming, Darius	Signed
5/16/2014	Morris, James	Signed
5/16/2014	Ott, Tyler	Signed
5/19/2014	Halapio, Jon	Signed/Draft Choice
5/19/2014	Stork, Bryan	Signed/Draft Choice
5/19/2014	Thomas, Jemea	Signed/Draft Choice
5/19/2014	Butler, Malcolm	Signed
5/19/2014	Johnson, Derrick	Signed
5/19/2014	McCuller, Taylor	Signed
5/20/2014	Morris, James	Released
5/22/2014	Swanson, Daxton	Signed
5/22/2014	Tuipulotu, L.T.	Signed
5/22/2014	Deering, Jeremy	Released
5/22/2014	Orton, Greg	Released
5/27/2014	Van Hooser, Wilson	Signed
5/27/2014	Wiggins, Reese	Signed

JUNE, 2014

6/2/2014	Garoppolo, Jimmy	Signed/Draft Choice
6/4/2014	Anderson, James	Signed
6/4/2014	Harrison, Mark	Released
6/9/2014	Auffray, Kyle	Signed
6/9/2014	Johnson, Derrick	Released
6/11/2014	Mattes, R.J.	Released
6/12/2014	Johnson, Jeremy	Signed
6/16/2014	Auffray, Kyle	Released
6/17/2014	Epenesa, Seali'i	Signed

JUNE, 2014 (continued)

6/19/2014	Dunn, Reggie	Released
6/23/2014	Easley, Dominique	Signed/Draft Choice
6/23/2014	Martin, Chris	Signed

JULY, 2014

7/16/2014	Armstead, Armond	Reserve/Retired
7/17/2014	Johnson, Jeremy	Released
7/17/2014	Wiggins, Reese	Released
7/18/2014	Johnson, Derrick	Signed
7/18/2014	McDonald, Tyler	Signed
7/20/2014	Byham, Nate	Signed
7/21/2014	Manumaleuna, Eathyn	Signed
7/21/2014	Epenesa, Seali'i	Released
7/23/2014	Orton, Greg	Signed
7/23/2014	McDonald, Tyler	Released
7/25/2014	Byham, Nate	Released
7/27/2014	Orton, Greg	Released
7/27/2014	Stanford, Cole	Signed
7/27/2014	Tyms, Brian	Signed
7/28/2014	Gaffney, Tyler	Claimed off Waivers (CAR)
7/28/2014	Hull, Josh	Released
7/28/2014	Orton, Greg	Placed on Reserve/Injured

AUGUST, 2014

8/2/2014	Stanford, Cole	Released
8/3/2014	Morris, James	Signed
8/10/2014	Hartsock, Ben	Signed
8/10/2014	Maneri, Steve	Signed
8/10/2014	Miller, Terrence	Signed
8/10/2014	Houston, Stephen	Released
8/10/2014	Jones, Justin	Released
8/10/2014	Watson, Asi	Released
8/13/2014	Bass, Ben	Acquired Via Trade (DAL)
8/13/2014	Green, Justin	Traded to Dallas
8/13/2014	Worthy, Jerel	Acquired Via Trade (GB)
8/13/2014	Miller, Terrence	Released
8/14/2014	Hartsock, Ben	Released
8/18/2014	Jones, Justin	Signed
8/18/2014	Ott, Tyler	Released
8/21/2014	Forston, Marcus	Released
8/21/2014	Williams, D.J.	Released
8/25/2014	Anderson, James	Released
8/25/2014	Kelly, Tommy	Released
8/25/2014	Smith, Will	Released
8/25/2014	Jones, Justin	Released
8/26/2014	Wright, Tim	Acquired Via Trade (TB)
8/26/2014	Mankins, Logan	Traded to Tampa Bay
8/26/2014	Bass, Ben	Released
8/26/2014	Hawkins, Travis	Released
8/26/2014	Johnson, Derrick	Released
8/26/2014	Skinner, Deontae	Released
8/26/2014	Thomas, Jemea	Released
8/26/2014	Van Hooser, Wilson	Released
8/26/2014	Gaffney, Tyler	Placed on Reserve/Injured
8/26/2014	Gordon, Cameron	Placed on Reserve/Injured
8/30/2014	Aiken, Danny	Released
8/30/2014	Beauharnais, Steve	Released
8/30/2014	Bequette, Jake	Released
8/30/2014	Boyce, Josh	Released
8/30/2014	Cave, Braxston	Released
8/30/2014	Davis, Ja'Gared	Released
8/30/2014	Davis, Kanorris	Released
8/30/2014	Finch, Roy	Released
8/30/2014	Gallon, Jeremy	Released
8/30/2014	Gary, Shamiel	Released
8/30/2014	Halapio, Jon	Released
8/30/2014	Maneri, Steve	Released
8/30/2014	Martin, Chris	Released
8/30/2014	Manumaleuna, Eathyn	Released
8/30/2014	McCuller, Taylor	Released
8/30/2014	Swanson, Daxton	Released
8/30/2014	Tuipulotu, L.T.	Released
8/30/2014	Worthy, Jerel	Released
8/30/2014	Morris, James	Placed on Reserve/Injured
8/31/2014	Gaston, Bruce	Claimed off Waivers (ARI)
8/31/2014	Quarles, Kelcy	Claimed off Waivers (NYG)
8/31/2014	Mallett, Ryan	Traded to Houston
8/31/2014	White, Chris	Released

SEPTEMBER, 2014

9/1/2014	Bethel Thompson, M.	Signed to the practice squad
9/1/2014	Bequette, Jake	Signed to the practice squad
9/1/2014	Boyce, Josh	Signed to the practice squad
9/1/2014	Davis, Ja'Gared	Signed to the practice squad
9/1/2014	Davis, Kanorris	Signed to the practice squad
9/1/2014	Gray, Jonas	Signed to the practice squad
9/1/2014	Hughlett, Charley	Signed to the practice squad
9/1/2014	Martin, Chris	Signed to the practice squad
9/1/2014	Skinner, Deontae	Signed to the practice squad



2014 TRANSACTIONS

SEPTEMBER, 2014 (continued)

9/1/2014	Swanson, Daxton	Signed to the practice squad
9/1/2014	Jones, Don	Claimed off Waivers (MIA)
9/1/2014	Barker, Chris	Released
9/3/2014	Barker, Chris	Signed to the practice squad
9/3/2014	Reisner, Allen	Signed to the practice squad
9/3/2014	Thigpen, Marcus	Signed to the practice squad
9/3/2014	Bethel-Thompson, M.	Released from the practice squad
9/3/2014	Davis, Kanorris	Released from the practice squad
9/3/2014	Swanson, Daxton	Released from the practice squad
9/3/2014	Gaston, Bruce	Released
9/3/2014	Quarles, Kelcy	Released
9/3/2014	Hughlett, Charley	Released
9/4/2014	Aiken, Danny	Signed
9/4/2014	White, Chris	Signed
9/4/2014	Bethel-Thompson, M.	Signed to the practice squad
9/5/2014	Quarles, Kelcy	Signed to the practice squad
9/5/2014	Reisner, Allen	Released from the practice squad
9/9/2014	Bethel-Thompson, M.	Released from the practice squad
9/9/2014	Henderson, Cam	Signed to the practice squad
9/13/2014	Skinner, Deontae	Signed from the practice squad
9/13/2014	Fleming, Darius	Released
9/16/2014	Fleming, Darius	Signed to the practice squad
9/16/2014	Hauptmann, Caylin	Signed to the practice squad
9/16/2014	Schwenke, Kona	Signed to the practice squad
9/16/2014	Henderson, Cam	Released from the practice squad
9/16/2014	Thigpen, Marcus	Released from the practice squad
9/17/2014	Swanson, Daxton	Signed to the practice squad
9/26/2014	Bass, Ben	Signed to the practice squad
9/26/2014	Martin, Chris	Released from the practice squad
9/27/2014	Walker, Casey	Signed off Carolina practice squad
9/27/2014	Siliga, Sealver	Placed on Reseve/Injured (designated to return)

OCTOBER, 2014

10/4/2014	Davis, Ja'Gared	Signed from the practice squad
10/4/2014	Thompkins, Kenbrell	Released
10/7/2014	Vellano, Joe	Released
10/7/2014	Buchanan, Michael	Placed on Reserve/Injured



UNOFFICIAL DEPTH CHART

Unofficial depth chart compiled by Patriots media relations, October 7, 2014

OFFENSE

WR:	80 Danny Amendola	19 Brandon LaFell	18 Matthew Slater
LT:	77 Nate Solder	61 Marcus Cannon	65 Jordan Devey
LG:	63 Dan Connolly	61 Marcus Cannon	65 Jordan Devey
C:	<u>66 Bryan Stork</u>	62 Ryan Wendell	
RG:	62 Ryan Wendell	67 Josh Kline	
RT:	76 Sebastian Vollmer	61 Marcus Cannon	<u>71 Cameron Fleming</u>
TE:	87 Rob Gronkowski	47 Michael Hoomanawanui	81 Tim Wright
WR:	11 Julian Edelman	17 Aaron Dobson	84 Brian Tyms
QB:	12 Tom Brady	<u>10 Jimmy Garoppolo</u>	
RB:	22 Stevan Ridley	38 Brandon Bolden	46 James Develin
RB:	34 Shane Vereen	<u>28 James White</u>	

DEFENSE





















LE:	50 Rob Ninkovich	<u>74 Dominique Easley</u>	
DT:	75 Vince Wilfork	98 Casey Walker	
DT:	94 Chris Jones	<u>74 Dominique Easley</u>	
RE:	95 Chandler Jones	<u>90 Zach Moore</u>	
LB:	91 Jamie Collins	<u>55 Deontae Skinner</u>	
LB:	51 Jerod Mayo	59 Chris White	53 Ja'Gared Davis
LB:	54 Dont'a Hightower	<u>55 Deontae Skinner</u>	
LCB:	24 Darrelle Revis	26 Logan Ryan	<u>21 Malcolm Butler</u>
RCB:	37 Alfonzo Dennard	25 Kyle Arrington	39 Brandon Browner
S:	23 Patrick Chung	30 Duron Harmon	43 Nate Ebner
S:	32 Devin McCourty	27 Tavon Wilson	29 Don Jones

SPECIAL TEAMS

K:	3 Stephen Gostkowski	
P:	6 Ryan Allen	
H:	6 Ryan Allen	
PR:	11 Julian Edelman	80 Danny Amendola
KR:	23 Patrick Chung	18 Matthew Slater
LS:	48 Danny Aiken	

PRONUNCIATION GUIDE

Danny Amendola	am-men-DOLE-uh	Jerod Mayo	je-ROD
Alfonzo Dennard	DENN-erd	Stevan Ridley	STEE-ven
Jordan Devey	DEH-vee	Nate Solder	SOLD-er
Dominique Easley	DAW-min-eek	Brian Tyms	TIMS
Stephen Gostkowski	gost-COW-ski	Shane Vereen	vuh-REEN
Dont'a Hightower	don-TAY	Ryan Wendell	when-DELL
Michael Hoomanawanui	HO-oh-mah-nah-wah-noo-wee	Tavon Wilson	TAY-von

	SUNDAY	MONDAY	TUESDAY	WEDNESDAY	THURSDAY	FRIDAY	SATURDAY
WATCH							
	Patriots Pregame Live	Vereen/Arrington/Wendell on Monday Night Patriots 7 p.m.		Bill Belichick on Patriots Wednesday Live 12-1 p.m.	New England Football Night 7 p.m.	Bill Belichick on Patriots All Access 7 p.m.	Totally Patriots 10 a.m.
	Dont'a Hightower Patriots Postgame Live	Devin McCourty on Quick Slants 7:30 p.m.		Tom Brady on Patriots Wednesday Live 12-1 p.m.	Player on Patriots Football Weekly 7:30 p.m.	Player on All Access 7 p.m.	
				Player on Patriots Wednesday Live 12-1 p.m.			Patriots This Week 10:30 p.m.
	Patriots Gameday						
							
	Player on Patriots 5th Quarter						
LISTEN							
	Patriots Pregame Social	Tom Brady on Dennis & Callahan 6-10 a.m.	Nate Solder/Shane Vereen on Gresh & Zolak 10 a.m.-2 p.m.	McCourty/Slater/Vollmer on Gresh & Zolak 10 a.m.-2 p.m.	PFW in Progress 12-2 p.m.	Rob Ninkovich on the Hillman Morning Show 6-10 a.m.	
	Player on XBOX One Patriots Postgame Show	Julian Edelman on Middays with MFB 10 a.m.-2 p.m.			Patriots Playbook 2-4 p.m.		
		Chandler Jones on Middays with MFB 10 a.m.-2 p.m.	PFW in Progress 12-2 p.m.	PFW in Progress 12-2 p.m.		Jerod Mayo on Middays with MFB 10 a.m.-2 p.m.	
	Honda Dealers Pregame Show	Vince Wilfork on Dale & Holley 2 p.m.-6 p.m.	Patriots Playbook with John Rooke 2-4 p.m.	Patriots Playbook with John Rooke 2-4 p.m.			
	Kapersky Patriots Postgame Show	Bill Belichick on Dale & Holley 2 p.m.-6 p.m.		Player on Bob Socci Show 4-6 p.m.			
							
	NFL Sunday Pregame Show						
	Real Postgame Show						