

NEW ENGLAND PATRIOTS PRESS RELEASE



REGULAR SEASON WEEK 5 NEW ENGLAND PATRIOTS vs. CINCINNATI BENGALS



MEDIA SCHEDULE

WEDNESDAY, OCTOBER 1

8:30 a.m. Media Check-In (Ticket Office)
9:00-9:15 a.m. Bill Belichick Press Conference (Media Workroom)
10:00 a.m. Tom Brady Media Availability (Media Workroom)
11:00-11:10 a.m. Bengals WR A.J. Green Conference Call
11:45 a.m. Media Access at Practice
12:45 p.m. Bengals Head Coach Marvin Lewis Conference Call
Approx. 2:00-2:45 p.m. Patriots Media Availability (Open Locker Room)

THURSDAY, OCTOBER 2

11:15 a.m. Media Check-In (Ticket Office)
11:45 a.m. Media Access at Practice
Approx. 2:00-2:45 p.m. Patriots Media Availability (Open Locker Room)

FRIDAY, OCTOBER 3

8:30 a.m. Media Check-In (Ticket Office)
9:00-9:15 a.m. Bill Belichick Press Conference (Media Workroom)
11:15 a.m. Media Access at Practice
Approx. 1:15-2:00 p.m. Patriots Media Availability (Open Locker Room)

SATURDAY, OCTOBER 4

No Media Availability

SUNDAY, OCTOBER 5

8:30 p.m. Patriots vs. Bengals

2014 PATRIOTS SCHEDULE

REGULAR SEASON (2-2)

Sun., Sept. 7	at Miami	L	20-33
Sun., Sept. 14	at Minnesota	W	30-7
Sun., Sept. 21	Oakland	W	16-9
Mon., Sept. 29	at Kansas City	L	14-41
Sun., Oct. 5	Cincinnati	8:30 p.m.	NBC*
Sun., Oct. 12	at Buffalo	1:00 p.m.	CBS*
Thurs., Oct. 16	N.Y. Jets	8:25 p.m.	CBS/NFLN
Sun., Oct. 26	Chicago	1:00 p.m.	FOX*
Sun., Nov. 2	Denver	4:25 p.m.	CBS*
Sun., Nov. 9	BYE WEEK		
Sun., Nov. 16	at Indianapolis	8:30 p.m.	NBC*
Sun., Nov. 23	Detroit	1:00 p.m.	FOX*
Sun., Nov. 30	at Green Bay	4:25 p.m.	CBS*
Sun., Dec. 7	at San Diego	8:30 p.m.	NBC*
Sun., Dec. 14	Miami	1:00 p.m.	CBS*
Sun., Dec. 21	at N.Y. Jets	1:00 p.m.	CBS*
Sun., Dec. 28	Buffalo	1:00 p.m.	CBS*

*Game time and network subject to possible flexible scheduling adjustment

2014 AFC EAST STANDINGS

TEAM	W	L	T	PCT.	PF	PA
Buffalo Bills	2	2	0	.500	79	75
Miami Dolphins	2	2	0	.500	96	97
NEW ENGLAND	2	2	0	.500	80	90
New York Jets	1	3	0	.250	79	96

GAME SUMMARY

NEW ENGLAND PATRIOTS (2-2) vs. CINCINNATI BENGALS (3-0)

Sunday, Oct. 5, 2014 • Gillette Stadium (68,756) • 8:30 p.m. ET

The New England Patriots will promote breast cancer awareness during the month of October as part of the NFL and the American Cancer Society's 'A Crucial Catch' campaign. The Patriots players will wear pink game apparel this week when the team hosts the Cincinnati Bengals.

The Patriots will attempt to extend their streak to 32 straight regular-season home wins against AFC conference opponents. The Patriots 31 straight home wins against a conference is the longest in NFL history (following the 1970 merger). The Miami Dolphins are second in NFL history with 21 straight home conference wins (1971-1974). Cincinnati has the second longest active streak with nine straight home conference wins. The Patriots have not lost a home conference game since 2008, when they lost a 33-10 game to the Pittsburgh Steelers (11/30/08).

The Patriots have also been very good at Gillette Stadium in October, compiling a 22-1 home record during the month since 2003.



UNITED IN THE FIGHT
AGAINST BREAST CANCER

BROADCAST INFORMATION

TELEVISION: This week's game will be broadcast by **NBC** and can be seen locally on **WHDH Channel 7** in Boston. **Al Michaels** will handle play-by-play duties with **Cris Collinsworth** as the color analyst. **Michelle Tafoya** will work from the sidelines. The game will be produced by **Fred Gaudelli** and directed by **Drew Esocoff**.

NATIONAL RADIO: This week's game will be broadcast to a national audience by **Westwood One Sports**. **Kevin Kugler** and **James Lofton** will call the game. **Anthony Becht** will provide sideline analysis.

LOCAL RADIO: 98.5 FM, The Sports Hub, is the flagship station for the **Patriots Radio Network**. Play-by-play broadcaster **Bob Socci** will call the action along with former Patriots quarterback **Scott Zolak**, who will provide color analysis.

OCTOBER FEST

The Patriots are an NFL-best 37-9 during the month of October since 2003, including 22-1 (.957) at home during that stretch. The only home loss in October since 2003 was a 41-17 victory by San Diego (10/2/05).

BEST OCTOBER HOME RECORD SINCE 2003

Team	Wins	Losses	Pct.
New England	22	1	.957
Indianapolis	13	3	.813
Pittsburgh	16	5	.762
N.Y. Giants	17	6	.739

WEEK 5 HIGHLIGHTS

On Sept. 18, 1994, Robert Kraft and his family won their first game as owners of the New England Patriots, a 31-28 victory over the Cincinnati Bengals at Riverfront Stadium. Find more on the initial win of the Kraft era on **PAGE 4**.

PAGE 6: Coaching Legends: Bill Belichick & Paul Brown

PAGE 13: Brady looks to eclipse 50,000 career passing yards.

PAGE 14: QB to TE for TD a prolific combo in team history

MEDIA CONTACTS

PATRIOTS MEDIA RELATIONS OFFICE: 508-384-4203

Stacey James, Vice President of Media Relations, staceyj@patriots.com, 508-326-6868

Aaron Salkin, Director of Media Relations, aarons@patriots.com, 508-326-6870

Christy Berkery, Social Media Manager, christyb@patriots.com, 508-549-0518

Michael Jurovaty, Asst. Director of Media Relations, mjurovaty@patriots.com, 508-326-6187

Cecily Faenza, Media Relations Coordinator, cecilyf@patriots.com, 774-254-7917

Jeremie Smith, Corporate Communications Coord., jeremies@patriots.com, 508-549-0492

GILLETTE STADIUM • ONE PATRIOT PLACE • FOXBOROUGH, MA 02035

TEL: 508-384-9105 • FAX: 508-543-9053

PATRIOTS.COM • HTTP://MEDIA.PATRIOTS.COM





ROBERT KRAFT

News & Notes

Since Robert Kraft purchased the team in 1994, the Patriots have experienced one of the most dramatic turnarounds in the history of sports. Now in his 21st season of ownership, Kraft has transformed one of the league's least successful clubs into what observers view as a model NFL franchise. In the five seasons immediately preceding his purchase (1989-93), the Patriots were a moribund team, winning just 19 of 80 games (.238 pct.) and logging the worst record in the NFL over that span. When he bought the franchise on Jan. 21, 1994,



Kraft announced his intention to bring a championship to New England, a tall order considering the team's previous success rate. But under Kraft's leadership, the Patriots have won more division titles (13), conference crowns (6) and Super Bowl championships (3) than any other NFL team. The Patriots have made six Super Bowl appearances since Kraft purchased the team, a period during which no other team has earned more than four berths. In Kraft's 20 seasons, the Patriots have qualified for the playoffs 15 times, more than doubling the franchise's accomplishments during its first 34 seasons.

	Pre-Kraft 1960-93	1989-93	Kraft Era 1994-13
Overall Record	225-276-9	19-61	240-117
Winning Pct.	.450	.238	.672
Super Bowl Titles	0	0	3
Conference Titles	1	0	6
Division Titles	3	0	13
Playoff Seasons	6	0	15
Playoff Record	4-6	-	21-12
Home Playoff Games	1	0	18
Home Playoff Record	0-1	-	15-3

A CHAMPIONSHIP TRADITION

MULTIPLE LEAGUE CHAMPIONSHIPS SINCE 2001

TEAM	LEAGUE	TITLES
Los Angeles Lakers	NBA	4
San Antonio Spurs	NBA	4
Los Angeles Galaxy	MLS	4
New England Patriots	NFL	3
Boston Red Sox	MLB	3

HIGHEST WINNING PERCENTAGE IN MAJOR PROFESSIONAL SPORTS SINCE 1994 (Regular Season)

TEAM	LEAGUE	PCT
San Antonio Spurs	NBA	.686
New England Patriots	NFL	.676
Detroit Red Wings	NHL	.660
Green Bay Packers	NFL	.637
Los Angeles Lakers	NBA	.632
Pittsburgh Steelers	NFL	.625

219 GAME SELLOUT STREAK

In the early 1990's, the Patriots seemed destined for relocation until Robert Kraft's purchase of the team rejuvenated local interest. In 1991, the season ticket base was just 17,635, barely enough to support the club. Now, the season tickets are capped and more than 50,000 fans are on a season ticket waiting list. The Patriots have sold out 219 consecutive home games, including playoff and preseason games (dating back to the 1994 season opener).

SINCE ROBERT KRAFT PURCHASED THE TEAM IN 1994

TOTAL VICTORIES SINCE 1994 (Regular Season)

New England Patriots	219
Green Bay Packers	206
Pittsburgh Steelers	202
Indianapolis Colts	196

TOTAL VICTORIES SINCE 1994 (Incl. Postseason)

New England Patriots	240
Green Bay Packers	222
Pittsburgh Steelers	219
Indianapolis Colts	208
Denver Broncos	204
Philadelphia Eagles	190

WINNING PERCENTAGE SINCE 1994 (Incl. Postseason)

TEAM	W	L	T	PCT.
New England Patriots	240	117	0	.672
Green Bay Packers	222	130	1	.629
Pittsburgh Steelers	219	130	1	.627
Denver Broncos	204	138	0	.596
Indianapolis Colts	208	142	0	.594
Philadelphia Eagles	190	154	2	.552
N.Y. Giants	179	159	1	.529

SUPER BOWL CHAMPIONSHIPS SINCE 1994

New England Patriots	3
Baltimore Ravens	2
Green Bay Packers	2
Pittsburgh Steelers	2
Denver Broncos	2
N.Y. Giants	2

CONFERENCE CHAMPIONSHIPS SINCE 1994

New England Patriots	6
Pittsburgh Steelers	4
Denver Broncos	3
Green Bay Packers	3
N.Y. Giants	3

DIVISION CHAMPIONSHIPS SINCE 1994

New England Patriots	13
Pittsburgh Steelers	10
Green Bay Packers	10
Indianapolis Colts	9

PLAYOFF VICTORIES SINCE 1994

New England Patriots	21
Pittsburgh Steelers	17
Green Bay Packers	16
Baltimore Ravens	14
Indianapolis Colts	12
San Francisco 49ers	12

PLAYOFF GAMES PLAYED SINCE 1994

New England Patriots	33
Green Bay Packers	29
Pittsburgh Steelers	27
Indianapolis Colts	26
Philadelphia Eagles	23
Baltimore Ravens	21
San Francisco 49ers	21

PLAYOFF SEASONS SINCE 1994

New England Patriots	15
Indianapolis Colts	15
Green Bay Packers	15
Pittsburgh Steelers	12
Philadelphia Eagles	12

PLAYOFF WINNING PERCENTAGE SINCE 1994

TEAM	W	L	PCT.
Baltimore Ravens	14	7	.667
New England Patriots	21	12	.636
Pittsburgh Steelers	17	10	.630
N.Y. Giants	10	6	.625
Arizona Cardinals	5	3	.625
Denver Broncos	11	8	.579
San Francisco 49ers	12	9	.571

KRAFT PRODUCES MORE WINS THAN EVERY OTHER PATRIOTS OWNER COMBINED

The Patriots have 240 wins overall under Robert Kraft. He has produced more victories than every other Patriots owner combined. Under Kraft, the Patriots are 240-117 overall since he purchased the team in 1994. Kraft's predecessors in the owner's office went 225-276-9 in the 34 years prior to his purchase of the team.



ROBERT KRAFT

21 Years of Ownership

OWNERSHIP

ESTABLISHING A WINNING TRADITION

Kraft's winning percentage with the Patriots (.672) since taking over the team in 1994 is the highest among all owners/ownership groups with at least 200 wins (regular and postseason). He is just one of four owners with at least 200 wins and a winning percentage over .600.

OWNER	TEAM	YEARS	WINNING PCT.
Robert Kraft	Patriots	1994-present	.672
Eddie DeBartalo, Jr.	49ers	1977-1999	.636
Clint Murchison, Jr.	Cowboys	1960-1983	.634
Joe Robbie	Dolphins	1966-1989	.609

ALL-TIME POSTSEASON WINS BY AN OWNER

Robert Kraft has 21 career postseason wins, tied for the fifth-most in NFL history.

WINS	OWNERSHIP
33	The Rooney Family, Pittsburgh (1933-present)
30	Green Bay Packers (1919-present)
24	the Mara Family, N.Y. Giants (1925-present)
22	Eddie DeBartalo, Jr., San Francisco (1977-1999)
21	Robert Kraft, New England (1994-present)
21	Al Davis, Oakland/Los Angeles (1972-2011)

QB STABILITY

Since 1994, the Patriots have had 15 quarterbacks on their active roster. Of this group, only four quarterbacks have started a regular-season or post-season game for the club, the fewest total of any team in the NFL. Only Drew Bledsoe and Tom Brady - have started on Opening Weekend for New England.

TEAM	STARTING QBs SINCE 1994	OPENING DAY QBs SINCE 1994
New England	4	2
Green Bay	5	2
Houston**	9	3
N.Y. Giants	8	6
Pittsburgh	10	6
Indianapolis	11	4
San Diego	12	6
Cincinnati	12	8
New Orleans	13	7
Carolina	15	9
Kansas City	15	5
Seattle	15	6
Tennessee	15	7
Buffalo	15	9
Jacksonville	16	5
San Francisco	16	6
Philadelphia	16	8
Baltimore*	16	8
Tampa Bay	17	10
Denver	17	7
N.Y. Jets	17	8
Dallas	18	5
Detroit	18	5
Atlanta	18	6
Minnesota	19	9
Miami	20	9
St. Louis	21	6
Washington	21	13
Chicago	22	9
Arizona	23	11
Cleveland	23	12
Oakland	24	11

* Since 1996

** Since 2002

A MODEL OF CONSISTENCY

With Belichick in his 15th season as head coach, the Patriots have had just three head coaches since 1994, the fewest number by far of any AFC East team.

AFC EAST TEAM	HEAD COACHES SINCE 1994
New England	3
Buffalo	7
N.Y. Jets	7
Miami	9

COACHING CONSISTENCY

Since Kraft took ownership of the team in 1994, the Patriots have had just three head coaches - Bill Parcells (1994-1996), Pete Carroll (1997-1999) and current head coach Bill Belichick (2000-present). The only team with fewer head coaches since 1994 is the Pittsburgh Steelers, who have had two - Bill Cowher (199-2006) and Mike Tomlin (2007-present).

TEAM	HEAD COACHES SINCE 1994
Pittsburgh	2
New England	3
Baltimore Ravens*	3
Houston Texans**	3
N.Y. Giants	3

* Since 1996

** Since 2002

In fact, there have been a total of 187 head coaches in the NFL since 1994, an average of 5.8 coaches per team, which is about double New England's three:

Total Head Coaches	NFL Average	Patriots
187	5.8	3

SECOND-FASTEST TO 200 WINS

Robert Kraft reached 200 career wins on Oct. 2, 2011, in the Patriots 31-19 win at Oakland. Kraft currently has 240 wins.

OWNER	TEAM	GAMES TO 200 WINS
Halas Family	Chicago	295
Robert Kraft	New England	302
Green Bay Packers, Inc.	Green Bay	302

COVER BOYS



Kraft's success as an owner has brought the Patriots a great increase in national recognition. Prior to Kraft's ownership, the Patriots had been featured on the cover of just four issues of *Sports Illustrated* (1966, 1977, 1981 and 1986). Since 1994, New England has graced the cover a total of 28 times, including 17 that feature Tom Brady alone.

KRAFT FAMILY

Flashback to First Win

In celebration of 20 years of ownership under the Kraft family, we flash back to a memorable moment against this week's opponent during the past two decades.

The first win in the Kraft era came on Sept. 18, 1994, in Cincinnati against the Bengals. The Patriots led for most of the game, but found themselves trailing following a Bengals third quarter touchdown. The Patriots responded immediately, going 80 yards in eight plays, culminating with a 34-yard touchdown pass from Drew Bledsoe to Michael Timpson.


The Patriots would never relinquish the lead, forcing a three-and-out on the next possession and taking the ball 10 plays and 61 yards for a touchdown on the ensuing drive. Marion Butts ran it in from one yard out, and despite two failed two-point conversions in the second half, the Patriots hung on to win 31-28.

Drew Bledsoe threw for 365 yards, his fourth straight game with 300-plus yards and had two receivers – Timpson and Ben Coates, cross the 100-yard plateau. Timpson posted a career-high 10 catches for 125 yards and a score and Coates registered eight receptions for 108 yards, his third straight game over the century mark. Butts added two touchdowns on the ground.

The Patriots defense posted seven sacks, including the first career full sack for rookie first round pick Willie McGinest. He also recorded his first fumble recovery, one of two on the day for New England.

PATRIOTS STATS

PASSING	ATT	CMP	YDS	SK/YD	TD	LG	INT
Drew Bledsoe	50	30	365	0/0	1	34	2
RUSHING	ATT	YDS	AVG	LG	TD		
Marion Butts	25	72	2.9	10	2		
Leroy Thompson	3	8	2.7	6	0		
RECEIVING	NO	YDS	AVG	LG	TD		
Michael Timpson	10	125	12.5	34	1		
Ben Coates	8	108	13.5	23	0		



Drew Bledsoe drops back for a pass at Riverfront Stadium in the first ever win of the Kraft era.

BENGALS STATS

PASSING	ATT	CMP	YDS	SK/YD	TD	LG	INT
David Klingler	29	21	266	7/47	2	56	0
RUSHING	ATT	YDS	AVG	LG	TD		
Steve Broussard	6	53	8.8	37	2		
Derrick Fenner	6	21	3.5	6	0		
RECEIVING	NO	YDS	AVG	LG	TD		
Tony McGee	5	56	11.2	19	0		
Carl Pickens	4	78	19.5	49	2		



Marion Butts looks for daylight against the Bengals.



PATRIOTS

Home Dominance



Since the Patriots opened Gillette Stadium in 2002, they have celebrated more regular and postseason wins than any other team in the NFL. The Patriots have the highest point differential at home, rank first in points scored and third in points allowed at Gillette Stadium.

REGULAR SEASON HOME RECORD SINCE 2002

RANK	TEAM	W	L	T	PCT.
1	New England	82	15	0	0.845
2	Baltimore	75	24	0	0.758
3	Indianapolis	73	25	0	0.745
4	Pittsburgh	69	28	1	0.704
5	Green Bay	67	29	1	0.696

HOME PLAYOFF RECORD SINCE 2002 (MIN. 5 GAMES)

RANK	TEAM	W	L	PCT.
1	Seattle	7	1	0.875
2	New England	11	3	0.786
3	Pittsburgh	6	2	0.750
4	Indianapolis	7	3	0.700
5	Philadelphia	5	4	0.556

HOME RECORD SINCE 2002 (INCLUDING PLAYOFFS)

RANK	TEAM	W	L	T	PCT.
1	New England	93	18	0	0.838
2	Baltimore	77	26	0	0.748
3	Indianapolis	80	28	0	0.741
4	Pittsburgh	76	28	1	0.729
5	Seattle	75	31	0	0.708

HOME RECORD AFTER HALLOWEEN SINCE 2002 (INCLUDING PLAYOFFS)

RANK	TEAM	W	L	T	PCT.
1	New England	54	12	0	0.818
2	Indianapolis	51	18	0	0.739
3	Baltimore	44	17	0	0.721
4	Green Bay	42	18	0	0.697
5	San Diego	39	23	0	0.629

HOME RECORD VS. NFC SINCE 2002

RANK	TEAM	W	L	T	PCT.
1	Baltimore	21	4	0	0.840
2	New England	20	4	0	0.833
3	Pittsburgh	20	4	1	0.800
4	Indianapolis	17	8	0	0.680
5	Jacksonville	15	10	0	0.600

HOME RECORD VS. DIVISIONAL OPPONENTS SINCE 2002

RANK	TEAM	W	L	T	PCT.
1	New England	31	5	0	0.861
2	Indianapolis	31	6	0	0.838
3	Green Bay	27	8	0	0.764
4	Seattle	27	9	0	0.750
5	Pittsburgh	27	10	0	0.730

POINT DIFFERENTIAL AT HOME SINCE 2002

RANK	TEAM	POINT DIFFERENTIAL
1	New England	1012
2	Baltimore	829
3	Green Bay	778
4	Seattle	699
5	Pittsburgh	687

POINTS ALLOWED PER GAME AT HOME SINCE 2002

RANK	TEAM	POINTS ALLOWED
1	Baltimore	16.3
2	Pittsburgh	17.1
3	New England	17.3
4	Seattle	17.9
5	New York Jets	18.9

POINTS SCORED PER GAME AT HOME SINCE 2002


RANK	TEAM	POINTS SCORED
1	New England	27.8
2	Green Bay	27.0
3t	New Orleans	26.8
3t	San Diego	26.9
5	Indianapolis	25.8



BILL BELICHICK COACHING LEGENDS PAUL BROWN

Patriots head coach Bill Belichick admires and reveres Bengals founder Paul Brown, whom he calls the “father of professional football.”

When ESPN counted down the greatest coaches of all time in the summer of 2013, Paul Brown and Bill Belichick checked in at No. 6 and No. 7, respectively. Fitting, considering the high regard in which Belichick holds one of his coaching idols. Their connection can be traced back to when an eight-year old Belichick attended a Browns training camp and watched the head coach walk the sidelines first-hand. Belichick's godfather, Bill Edwards, played and coached with Brown before going on to coach alongside Belichick's father, Steve, at Vanderbilt. And while Belichick didn't personally know Brown, he studied and admired his forward-thinking football philosophies. Brown, who was the first head coach and general manager of the Cleveland football franchise from 1946-62 as well as the founder of the Cincinnati Bengals in 1968, is credited with creating the draw and trap plays and implementing practices broken down by position groups, among other innovations. “He was so far ahead of his time in all other organizational things, a lot of schematic things,” Belichick said. “The preparation that we all do, it's all very similar to what he did half a century ago. The more I know about Paul Brown, the more impressed I am with him.” Belichick had such respect for Brown that when he tied him for most career wins on Nov. 14, 2010 at Pittsburgh, he wore a fedora to the stadium in honor of Brown's trademark style.




COACHING COMPARISON

BILL BELICHICK		PAUL BROWN
20 years	★ HEAD COACHING TENURE ★	21 years
220	★ NFL CAREER WINS ★	170
5	★ CAREER WINS RANK ★	15
.655	★ WIN PERCENTAGE ★	.612
19	★ POSTSEASON WINS ★	4
3	★ NFL CHAMPIONSHIPS ★	3

MY DOG ATE IT

In 2004, when Belichick was asked a question about Brown, he remarked that he owned two copies of Brown's autobiography, “PB: The Paul Brown Story,” one of which was autographed. But Belichick wasn't the only one in his house who digested Brown's football wisdom. His dog ate the autographed copy, leaving him without the prized keepsake.



THE FATHER OF PROFESSIONAL FOOTBALL

“Nobody did more for the game than Paul Brown did. Pretty much everything that we do now, he did when he was coaching 30, 40, 50 years ago. He's really kind of the father of professional coaches and the father of professional football ... The way it is now, is the way it was when Paul coached.”

★ BILL BELICHICK ON PAUL BROWN

THE OHIO RIVER OFFENSE

Bill Walsh, who served as an assistant under Paul Brown in Cincinnati from 1968-75, is credited with popularizing the West Coast offense, which features quick, timing-based passing and the utilization of backs and tight ends to attack the entire field, while coaching the San Francisco 49ers in the 1980's. But according to Belichick, Paul Brown had implemented the same principles as early as the 1950's while with the Cleveland Browns. “The West Coast offense should really be the Ohio River offense because it's Paul Brown's offense that [Bill] Walsh took out of there,” Belichick quipped. “You can pass the ball for five, six yards and that's a good play. It moves the chains and it keeps the down and distance in your favor ... He was able to use his backs in the passing game, which is such a trademark of the West Coast Offense when they had [Paul] Robinson and those guys.” And while Walsh and others have certainly added to the scheme, the principles remain Brown's innovation. “It was expanded to a different level, certainly one that's more familiar to the current NFL when he went to Cincinnati in the late-60s and implemented what's now the West Coast offense, but to me is Paul Brown's offense.”





PATRIOTS

vs. Bengals

SERIES HISTORY



The Patriots and Bengals will meet for the second straight season and for the 24th time overall in a series that dates back to 1968.

Last season, the Patriots traveled to Cincinnati with a 4-0 record and failed to score a touchdown in a 13-6 loss to the Bengals at Paul Brown Stadium. Tom Brady ended a streak of 52 straight games with at least one touchdown pass in the loss to the Bengals, the second longest streak in NFL history. The Bengals win also snapped a four-game winning streak in the series by the Patriots.

The last time Cincinnati traveled to New England was in the 2010 season-opener when the Patriots took a 38-24 win.

New England has won seven of the last 10 regular season meetings between the clubs dating back to 1992.

New England is 8-2 all-time at home against Cincinnati (2-0 at Gillette Stadium, while the Bengals are in front, 7-6, in games played at Cincinnati (2-1 at Paul Brown Stadium).

NEW ENGLAND 14, CINCINNATI 9

Date	Result	Score	H/A	Stadium
12/01/68	W	33-14	H	Fenway Park
11/16/69	W	25-14	A	Nippert Stadium
12/20/70	L	7-45	A	Riverfront Stadium
09/17/72	L	7-31	H	Schaefer Stadium
10/12/75	L	10-27	A	Riverfront Stadium
10/15/78	W	10-3	A	Riverfront Stadium
09/16/79	W	20-14	A	Riverfront Stadium
10/14/84	W	20-14	H	Sullivan Stadium
12/22/85	W	34-23	H	Sullivan Stadium
12/07/86	L	7-31	H	Sullivan Stadium
10/16/88	W	27-21	H	Sullivan Stadium
09/23/90	L	7-41	A	Riverfront Stadium
12/22/91	L	7-29	A	Riverfront Stadium
12/20/92	L	10-20	A	Riverfront Stadium
12/12/93	W	7-2	H	Foxboro Stadium
09/18/94	W	31-28	A	Riverfront Stadium
11/19/00	W	16-13	H	Foxboro Stadium
09/09/01	L	17-23	A	Paul Brown Stadium
12/12/04	W	35-28	H	Gillette Stadium
10/01/06	W	38-13	A	Paul Brown Stadium
10/01/07	W	34-13	A	Paul Brown Stadium
09/12/10	W	38-24	H	Gillette Stadium
10/06/13	L	6-13	A	Paul Brown Stadium

LAST MEETING

PATRIOTS 6, CINCINNATI 13

October 6, 2013 ★ Paul Brown Stadium

	1	2	3	4	Final
New England Patriots	0	3	0	3	— 6
Cincinnati Bengals	0	3	3	7	— 13

The New England Patriots suffered their first loss of the season to the Cincinnati Bengals, 13-6, at Paul Brown Stadium. The Patriots were limited to just two field goals, held without a touchdown for the first time since a 16-9 loss at the New York Jets in 2009. It was the fewest points the Patriots have scored since a 21-0 shutout at Miami on Dec. 10, 2006.

QB Tom Brady ended his streak at 52 straight games with at least one touchdown, falling two short of the NFL record held by Drew Brees of the Saints. Brady completed 18-of-38 passes for 197 yards with one interception for a 52.2 passer rating. The Patriots offense was held to just 15 first downs and was one-of-12 on third downs.

The Patriots had two chances to score in the fourth quarter. Down 13-3 after a 1-yard touchdown run by Cincinnati RB BenJarvus Green-Ellis, the New England offense responded when Brady connected with rookie WR Aaron Dobson for a 53-yard gain to the Bengals 17-yard line. A 16-yard pass from Brady to WR Danny Amendola gave the Patriots a first-and-goal from the 1-yard line. A failed run and two incomplete passes into the end zone forced the Patriots to settle for a field goal and make it 13-6.

The Patriots had one final chance with 1:48 to play after a driving rain storm moved into the area. An offsides penalty against Cincinnati on a fourth-down incompletion allowed the drive to continue, but Brady's pass intended for Dobson with 26 seconds to play was intercepted by CB Adam Jones and the Bengals ran off the final seconds to secure the win.

The game was scoreless after the first quarter when LB Brandon Spikes ended a Cincinnati scoring threat when he intercepted QB Andy Dalton at the New England 5-yard line. New England had a chance to get on the board in the second quarter after reaching the Cincinnati 32-yard line, but on the next play, RB LeGarrette Blount fumbled. Cincinnati responded by driving to the New England 21-yard before kicking a field goal for a 3-0 lead.

A 21-yard pass from Brady to Amendola with 37 seconds to play in the first half helped get into position for a 42-yard field goal by K Stephen Gostkowski to tie the game at 3-3 at the break.

Cincinnati engineered two long scoring drives on back-to-back possessions that resulted in a third quarter field goal and a 1-yard touchdown run in the fourth quarter to take a 13-3 lead. Their first scoring drive began at their own 9-yard line and resulted in a 50-yard field goal for a 6-3 lead. Their second drive began at their own 7-yard line. A sack by DL Tommy Kelly and LB Jerod Mayo pushed them back to the 2-yard line. However, on the next play, Dalton completed a 28-yard pass to WR Marvin Jones to convert a third-and-15. On the next play, RB Giovani Bernard had a 28-yard run to get into New England territory as the third quarter came to a close. Dalton, who finished 20-of-27 for 212 yards, helped engineer the drive that went 14 plays, 93 yards and took 7:48 off the clock before Green-Ellis scored on a 1-yard run on a fourth-down play.

After a New England field goal on the ensuing drive cut the lead to 13-6, DB Devin McCourty forced a fumble on a hit to Bernard and Mayo recovered for the Patriots at the Cincinnati 44-yard line. The Patriots failed to take advantage of the key field position after they were stopped on three straight plays and forced to punt with 2:40 to play.

New England's defense stopped Cincinnati on a third-and-two situation to force a punt and allow the offense one last chance to tie the game.



PATRIOTS

vs. Bengals

PATRIOTS ON SNF

The Patriots are 20-16 all-time on Sunday Night Football. New England is 12-6 at home and 7-4 at Gillette Stadium on Sunday Night. The Patriots were 2-0 on Sunday Night Football in 2013 after a 30-23 win at Atlanta on Sept. 29 and a 34-31 come-from-behind overtime win vs. Denver on Nov. 24.

NBC (8-7)

DATE	OPPONENT	SCORE
09/24/06	vs. DEN	7-17 L
11/07/06	vs. IND	20-27 L
09/16/07	vs. SD	38-14 W
11/18/07	at BUF	56-10 W
11/25/07	vs. PHI	31-28 W
10/12/08	at SD	10-30 L
11/02/08	at IND	15-18 L
11/15/09	at IND	34-35 L
11/14/10	at PIT	39-26 W
12/19/10	vs. GB	31-27 W
11/13/11	at NYJ	37-16 W
09/23/12	at BAL	30-31 L
12/16/12	vs. SF	34-41 L
09/29/13	at ATL	30-23 W
11/25/13	vs. DEN	34-31 W (OT)

ESPN (9-6)

DATE	OPPONENT	SCORE
11/08/87	at NYG	10-17 L
11/20/88	at MIA	6-3 W
12/10/89	at MIA	10-31 L
11/10/91	at MIA	20-30 L
11/27/94	at IND	12-10 W
12/01/96	at SD	45-7 W
09/13/98	vs. IND	29-6 W
09/26/99	vs. NYG	16-14 W
12/05/99	vs. DAL	13-6 W
11/18/01	vs. STL	17-24 L
11/17/02	at OAK	20-27 L
12/22/02	vs. NYJ	17-30 L
11/16/03	vs. DAL	12-0 W
11/14/04	vs. BUF	29-6 W
10/30/05	vs. BUF	21-16 W

TNT (2-3)

DATE	OPPONENT	SCORE
10/04/92	at NYJ	21-30 L
09/26/93	at NYJ	7-45 L
10/18/95	vs. DEN	3-37 L
10/27/96	vs. BUF	28-25 W
09/14/97	vs. NYJ	27-24 W (OT)

ABC (1-0)

DATE	OPPONENT	SCORE
09/24/78	at OAK	21-14 W

BRADY ON SNF

QB Tom Brady owns an 12-8 record in 20 games playing on Sunday Night Football. His best statistical performance on Sunday Night Football came in Week 10 of the 2007 season when he completed 31-of-39 pass attempts for 373 yards and five touchdowns, including four to wide receiver Randy Moss, in a 56-10 rout of the Buffalo Bills at Ralph Wilson Stadium (11/18).

Brady has thrown for over 300 yards 10 times on Sunday Night Football, including his last five games. Brady threw for over 300 yards in both Sunday night games in 2013 with 316 yards at Atlanta and 364 yards vs. Denver.

Date	OPP.	ATT	CMP	YDS	TD	INT	LG	W/L	SCORE
11/18/01	StL	27	19	185	1	2	27	L	17-24
11/17/02	@Oak	30	18	172	0	0	33	L	20-27
12/22/02	NYJ	37	19	133	1	1	15	L	17-30
11/16/03	Dal	34	15	212	0	0	57	W	12-0
12/20/03	@NYJ	25	15	138	2	0	35t	W	21-16
11/14/04	Buf	35	19	233	2	1	47	W	29-6
10/30/05	Buf	21	14	199	1	0	37	W	21-16
09/24/06	Den	55	31	320	1	0	31	L	7-17
11/05/06	Ind	35	20	201	0	4	39	L	20-27
09/16/07	SD	31	25	279	3	1	34	W	38-14
11/18/07	@Buf	39	31	373	5	0	43t	W	56-10
11/25/07	Phi	54	34	380	1	0	42	W	31-28
11/15/09	@Ind	42	29	375	3	1	63t	L	34-35
11/14/10	@Pit	43	30	350	3	0	45	W	39-26
12/19/10	GB	24	15	163	2	0	35	W	31-27
11/13/11	@NYJ	39	26	329	3	0	53	W	37-16
09/23/12	@Bal	41	28	335	1	0	59	L	30-31
12/16/12	SF	65	36	443	1	2	53	L	34-41
09/29/13	@Atl	31	20	316	2	0	49	W	30-23
11/24/13	DEN	50	34	364	3	0	43	W	34-31 (OT)
Totals		758	478	5500	35	12	63t		12-8

BRADY VS. CINCINNATI

Tom Brady is scheduled to start at quarterback against Cincinnati for the sixth time and enters this week with a 4-1 record against the Bengals.

TOM BRADY VS. CINCINNATI BENGALS (4-1)

Date	H/A	A	C	Yd	%	TD	I Rating	W/L	Score
12/12/04	H	26	18	260	.692	2	0	127.1	W 35-28
10/01/06	A	26	15	188	.577	2	1	89.9	W 38-13
10/01/07	A	32	25	231	.781	3	1	115.0	W 34-13
09/12/10	H	35	25	258	.714	3	0	120.9	W 38-24
10/06/13	A	38	18	197	.474	0	1	52.2	L 6-13
Totals		119	83	937	.697	10	2	114.0	4-1



PATRIOTS

vs. Bengals

TALE OF THE TAPE

2014 Regular Season	New England	Cincinnati
Record	2-2	3-0
Divisional Standings	1T	1st
Total Yards Gained	1,194	1,152
Total Offense (Rank)	298.5 (29)	384.0 (7)
Rush Offense	120.1 (23)	121.7 (15)
Pass Offense	97.5 (30)	262.3 (11)
Points Per Game	20.0 (24)	26.7 (6)
Total Yards Allowed	1,261	1,058
Total Defense (Rank)	315.3 (4)	352.7 (14)
Rush Defense	129.8 (23)	113.3 (17)
Pass Defense	185.5 (1)	239.3 (15)
Points Allowed/Game	22.5 (14)	11.0 (1)
Possession Avg.	29:04	30:44
Sacks Allowed/Yards Lost	10/57	0/0
Sacks Made/Yards	9/60	7/43
Total Touchdowns Scored	8	8
Penalties Against/Yards	33/352	18/150
Punts/Avg.	22/44.8	12/43.3
Turnover Differential	+3 (7T)	+6 (1)

CONNECTIONS

NEW ENGLAND TIES

★ Bengals **linebackers coach Matt Burke** is a native of Hudson, Mass. He played safety at Dartmouth College in Hanover, N.H., where he was part of an undefeated Ivy League championship team in 1996. He began his coaching career as an assistant at Bridgton (Maine) Academy from 1998-99 before elevating to the college ranks as a graduate assistant at Boston College from 2000-02 and an assistant at Harvard in 2003.

★ Bengals **strength and conditioning coach Chip Morton** is a native of Hamden, Conn.

CINCINNATI-AREA TIES

★ Patriots **WR Kenbrell Thompson** played two seasons (2011-12) at Cincinnati after transferring from El Camino Community College, compiling 78 receptions for 1,077 yards and four touchdowns.

★ Patriots **S Nate Ebner** attended Hilliard Davidson HS in Dublin, Ohio, where he did not play football. The world-class rugby player then walked on the football team at Ohio State University in 2009, finishing his career on scholarship.

★ Patriots **G Josh Kline** was a two-time second-team all-conference pick at Mason (Ohio) HS, where he was also a standout wrestler, finishing with a 45-1 record and winning the state title as a senior.

★ Patriots **cornerbacks coach Josh Boyer** is a native of Heath, Ohio, and served as a graduate assistant at Dayton in 2001.

FORMER PATRIOTS

★ Bengals **WR Brandon Tate** was originally drafted by New England in the third round (83rd overall) of the 2009 NFL Draft, playing two seasons with the team and posting 24 receptions for 432 yards and three touchdowns in 18 games. He was released by the Patriots on Sept. 3, 2011 and claimed off waivers and awarded to Cincinnati the next day.

CONNECTIONS (CONT'D)

FORMER BENGALS

★ Patriots **FB James Develin** began his NFL career as a practice squad member of the Bengals for the final five games of the 2010 season. He then spent the entire 2011 regular and postseason on the team's practice squad.

★ Patriots wide receivers coach **Chad O'Shea** broke into the NFL as a volunteer special teams assistant with the Chiefs in 2003, when they led the NFL in kick return average, punt return average and special teams touchdowns. He then assisted with special teams and linebackers from 2004-05.

HOMETOWN TIES

★ Patriots **CB Alfonzo Dennard** is a cousin of Bengals **CB Darqueze Dennard**, although the two pronounce their last names differently. According to Darqueze, his mother got mad at his father when he was young and told him to start pronouncing it de-NARD instead of DENN-erd.

★ Patriots **RB Brandon Bolden** and Bengals **RB Jeremy Hill** are both natives of Baton Rouge, La.

FORMER NFL TEAMMATES

★ Patriots **special teams coach Scott O'Brien** and Bengals **head coach Marvin Lewis** were both coordinators for the Baltimore Ravens, with O'Brien heading the special teams unit from 1996-98 and Lewis running the defense from 1996-2001. O'Brien also worked alongside Bengals special teams coordinator Darrin Simmons with the Ravens in 1998 and then the Panthers from 1999-2002.

★ Patriots **CB Darrelle Revis** and Bengals **K Mike Nugent** were teammates on the New York Jets in 2007.

FORMER COLLEGE TEAMMATES

★ Patriots **LB Dont'a Hightower**, Bengals **QB A.J. McCarron** and **CB Dre Kirkpatrick** were teammates at Alabama from 2009-11, where they helped lead the Crimson Tide to the BCS national championship title in 2011.

★ Patriots **S Duron Harmon** (2009-12), **CB Logan Ryan** (2009-12), **TE Tim Wright** (2009-12), **S Devin McCourty** (2005-09), Bengals **TE Kevin Brock** (2005-08), **LS Clark Harris** (2003-06) and **WR Mohammed Sanu** (2009-11) all played football at Rutgers University.

★ Patriots **CB Alfonzo Dennard** and Bengals **RB Rex Burkhead** were teammates at Nebraska from 2009-11.

★ Patriots **OL Marcus Cannon** played on the offensive line in front of Bengals **QB Andy Dalton** at Texas Christian University from 2007-10, where both helped lead the Horned Frogs to a 13-0 undefeated season and Rose Bowl win in 2010.

★ Patriots **OL Cameron Fleming** and Bengals **TE/FB Ryan Hewitt** played together for four seasons at Stanford from 2010-13.

★ Patriots **RB Shane Vereen** and Bengals **WR Marvin Jones** were offensive teammates at California from 2008-10.

★ Patriots **S Nate Ebner** and Bengals **WR Dane Sanzenbacher** were teammates at Ohio State from 2009-10.

★ Patriots **RB Stevan Ridley** and Bengals **WR James Wright** were offensive teammates at Louisiana State in 2010.

★ Patriots **RB James White** and Bengals **G Kevin Zeitler** were teammates at Wisconsin from 2010-11.



PATRIOTS

Last Game

CHIEFS 41, PATRIOTS 14

September 29, 2014 ★ Arrowhead Stadium

	1	2	3	4	Final
New England Patriots	0	0	7	7	— 14
Kansas City Chiefs	7	10	10	14	— 41

The Kansas City Chiefs beat the visiting New England Patriots in every facet of the game in a 41-14 beating at Arrowhead Stadium on Monday Night Football. Chiefs QB Alex Smith threw three touchdown passes, including two to RB Jamaal Charles. The Chiefs gained 207 yards on the ground, and their defense limited the Patriots to just 13 first downs. The Chiefs forced three turnovers that resulted in 17 second-half points.

Patriots QB Tom Brady completed 14-of-23 passes for 159 yards, was picked off two times with one returned for a touchdown and lost one fumble on a sack. Kansas City gained 303 yards in the first half alone, the most ever given up in the first half against any Bill Belichick coached team, and took a 17-0 halftime lead.

Charles initially capped an 11-play, 73-yard drive with a 2-yard touchdown run in the first quarter. On Kansas City's next possession early in the second quarter they scored in just three plays. First, RB Knile Davis broke free for a 48-yard run, followed by a 33-yard pass from Smith to TE Travis Kelce. Smith then connected with Charles on a 5-yard touchdown pass on the next play for a 14-0 lead.

New England, who was 1-for-5 on third downs in the first half and 2-for-9 in the game, allowed Kansas City to execute a two-minute drill at the end of the half that resulted in a field goal and a 17-0 first half lead.

The Patriots went three-and-out after receiving the second half kick and then two turnovers on their next two drives allowed the Chiefs to start two drives inside the New England 20-yard line, resulting in 10 points for a commanding 27-0 lead. Kansas City LB Tamba Hali forced and recovered a fumble on a sack of Brady at the New England 9-yard line. Two plays later, Smith connected with Charles on an 8-yard touchdown pass for a 24-0 lead. Brady threw the first of his two interceptions on the next offensive series when CB Sean Smith picked off a pass and returned it 34 yards to the Patriots 13-yard line. That turnover led to a 31-yard field goal for a 27-0 lead.

The Patriots got on the scoreboard on the ensuing drive when Brady connected with RB Shane Vereen for a 28-yard gain, followed by a 44-yard touchdown pass to WR Brandon LaFell, who finished the game with six receptions for 119 yards and a score.

The Chiefs scored 14 points in the fourth quarter to extend their lead to 41-7. Smith engineered a 12-play, 80-yard drive that ended with his third touchdown pass of the night, a 2-yarder to Kelce. Kansas City S Husain Abdullah intercepted a Brady pass intended for LaFell on the next series and returned it 39 yards for a touchdown for a 41-7 lead.

Second-round draft pick, QB Jimmy Garoppolo came into the game with the score out of reach and engineered a 7-play, 81-yard drive that ended with his first touchdown pass, a 13-yard strike to TE Rob Gronkowski for a 41-14 final.

BRADY PASSES YOUNG

Tom Brady threw a 44-yard touchdown pass to WR Brandon LaFell in the third quarter for his 43rd touchdown pass on Monday Night Football, moving past Steve Young (42) for the third-most touchdown passes on Monday Night Football.

QUARTERBACKS WITH THE MOST CAREER TD PASSES ON MONDAY NIGHT FOOTBALL

Player	TD Passes on MNF	Games
Dan Marino	74	38
Brett Favre	69	38
Tom Brady	43	19
Steve Young	42	25
Peyton Manning	36	17
Joe Montana	36	20

LAFELL FINDS THE END ZONE

WR Brandon LaFell scored his first touchdown with the Patriots on a 44-yard touchdown pass from Tom Brady in the third quarter.

LAFELL HITS CENTURY MARK

LaFell finished the game with six receptions for 119 yards for his first 100-yard day as a Patriot and the third 100-yard day of his career.

GAROPPOLO FIRSTS

Jimmy Garoppolo saw his first game action and engineered a 7-play, 81-yard drive that included a 37-yard pass to WR Brandon LaFell before he culminated the drive with a 13-yard touchdown pass to TE Rob Gronkowski.

GRONKOWSKI SCORES AGAIN

Gronkowski has caught 45 touchdown passes since 2010 after a 13-yard touchdown pass from QB Jimmy Garoppolo in the fourth quarter and leads the NFL with a touchdown percentage of 18.8 among players with at least 100 receptions and 15 touchdowns. He has 45 touchdowns on 239 receptions.

GRONKOWSKI EXTENDS RECEPTIONS STREAK

Rob Gronkowski caught an 18-yard pass in the second quarter and has caught at least one pass in all 54 regular season games that he has played.

LONGEST CURRENT STREAKS OF CONSECUTIVE GAMES WITH A RECEPTION BY TIGHT ENDS

92 Owen Daniels (Houston/Baltimore)
91 Jason Witten (Dallas)
85 Heath Miller (Pittsburgh)
54 Rob Gronkowski

STARTING BLOCKS

★ 2014 Fourth-round draft pick **Cameron Fleming** made his first start at right guard after First-year OL Jordan Devey started the first three games of the season at right guard. Fleming started as a tackle-eligible tight end at Minnesota on Sept. 14.

★ 2014 fourth-round draft pick **Bryan Stork** made his first NFL start at center against Kansas City. Dan Connolly started the first three games of the season at center. Stork is the first rookie to make a start at center for the Patriots since Dan Koppen in 2003.

★ With rookies **Cameron Fleming** and **Bryan Stork** in the starting lineup, it marked the first time the Patriots started two rookies on the offensive line since 2005 when Logan Mankins (left guard) and Nick Kaczur (left tackle) started.

★ After starting the first three games at center, **Dan Connolly** started at left guard against Kansas City. He started seven games at left guard in 2010.

★ 2014 fourth-round draft pick **RB James White**, out of Wisconsin saw his first regular-season action. He was inactive for the first three games of the season.

★ **Ryan Wendell** played at right guard in the fourth quarter, marking his first action at right guard since he started the final two games at right guard in 2010. He started one game at left guard in 2011.

★ 2014 second-round draft pick **QB Jimmy Garoppolo** played in his first NFL game when he entered the game in the fourth quarter. He completed his first NFL pass to **WR Julian Edelman** on a five-yard pass.



PATRIOTS

Team Notes

OCTOBER FEST

The Patriots are an NFL-best 37-9 during the month of October since 2003, including 22-1 (.957) at home during that stretch. The only home loss in October since 2003 was a 41-17 victory by San Diego (10/2/05).

MOST WINS OCTOBER SINCE 2003

Team	Wins	Losses	Pct.
New England	37	9	.804
N.Y. Giants	33	11	.770
Indianapolis	27	13	.675
Green Bay	27	15	.643
Pittsburgh	27	14	.659

BEST OCTOBER HOME RECORD SINCE 2003

Team	Wins	Losses	Pct.
New England	22	1	.957
Indianapolis	13	3	.813
Pittsburgh	16	5	.762
N.Y. Giants	17	6	.739

PATRIOTS 2014 CAPTAINS

The Patriots 2014 team captains were elected by their teammates.

OFFENSE

★ QB Tom Brady and C Dan Connolly

DEFENSE

★ DL Vince Wilfork, LB Jerod Mayo and S Devin McCourty

SPECIAL TEAMS

★ Matthew Slater

Brady has been chosen as a captain for the 13th straight season. Wilfork is a captain for the seventh straight season, Mayo is in his sixth season serving as a captain. McCourty and Slater are captains for a fourth time, and Connolly is a captain for the first time.

DECADE OF DOMINANCE

The Patriots record of 126-38 (.768) over the past 10 seasons is the best in the NFL. Over the past 10 years, only three NFL teams have posted a winning percentage of .600 or better.

BEST RECORDS SINCE 2004

Team	W	L	T	Pct.
New England	126	38	0	.768
Indianapolis	113	51	0	.689
Pittsburgh	107	57	0	.652
San Diego	103	61	0	.628
Green Bay	98	65	1	.598

BEST INTERCONFERENCE RECORD

Since realignment in 2002, the Patriots are now 40-9 vs. NFC clubs, the best inter-conference record in the NFL.

Team	Record
New England	40-9
Pittsburgh	34-15-1
Indianapolis	32-17
Tennessee	30-19
Baltimore	30-19
Atlanta	29-19-1

NOTES OF INTEREST

BILL BELICHICK

★ Bill Belichick (220) is in fifth place all time on the NFL wins list. He needs 10 more wins to move past Curly Lambeau (229) into fourth place.

★ Belichick (19) needs one more postseason victory to break a tie with Don Shula (19) for second place in postseason wins, behind Tom Landry (20) for most playoff wins by a head coach.

★ Belichick has five conference titles and needs one more to match Don Shula, who led his teams to six Super Bowls.

★ Belichick has led the Patriots to 13 consecutive winning records (2001-13), third all time behind 20 by Tom Landry (1966-85) followed by 14 by Curly Lambeau (1934-47).

TOM BRADY

★ Tom Brady has 59 career 300-yard games and ranks fifth all-time for most 300-yard games, third among active players.

★ Brady (4,343) reached 4,000 passing yards in 2013 for the sixth time in his career. He joins Dan Marino (6), Brett Favre (6), Drew Brees (8) and Peyton Manning (13) as the only players to have at least five seasons with 4,000 passing yards.

★ Brady led the Patriots to his 150th career regular-season win, joining Brett Favre (186) and Peyton Manning (169) as the only NFL quarterbacks with at least 150 career wins as a starter.

JULIAN EDELMAN

★ Julian Edelman finished with 105 receptions in 2013 to join Wes Welker (2007-09, 11-12) and Troy Brown (2001) as the only Patriots players to reach 100 receptions in a season. Edelman averaged 6.4 receptions per game in 2013.

★ Edelman finished with 1,056 receiving yards in 2013 to become the 10th Patriots player to register a 1,000-yard season.

ROB NINKOVICH

★ Rob Ninkovich has 11 fumble recoveries since 2010, the most of any player in the NFL over that time. Vince Wilfork is second with seven.

★ Ninkovich is the first Patriots player with back-to-back seasons with at least eight sacks (8 in 2012 and 12 in 2013) since Willie McGinest in 1995 (11) and 1996 (9.5). He is the only player to accomplish the feat during Belichick's tenure as head coach in New England.

STEPHEN GOSTKOWSKI

★ Stephen Gostkowski set the franchise record for most points in a season with 158 total points in 2013.

★ Gostkowski broke his own franchise record with 38 field goals in 2013. He originally set the record with 36 field goals in 2008.

THE GREAT EIGHT

The Patriots have the most overall wins among the original eight AFL teams.

OVERALL VICTORY TOTAL OF ORIGINAL AFL TEAMS (REGULAR AND POSTSEASON)

TEAM	W	L	T
New England Patriots	465	393	9
Oakland Raiders	459	397	11
Denver Broncos	454	397	10



PATRIOTS

Team Notes

BOUNCE BACK PATS

Since the beginning of 2003, the Patriots are 35-4 (.897) in regular-season games following a loss. The Patriots have dropped back-to-back regular season games just four times since 2003. (2006, 2009, 2011 and 2012). As a starter, Tom Brady is 36-8 in games following a loss.

PICKS & SACKS

The Patriots defense forced four interceptions and registered six sacks at Minnesota. It is the fifth time in team history that the team has achieved that feat.

DATE	GAME	SACKS	INTERCEPTIONS
09/14/14	at Minnesota	6.0	4
12/01/96	at San Diego	6.0	4
12/04/77	at Atlanta	8.0	4
11/29/64	at Houston	7.0	4

BRADY UNBEATEN VS. 8 TEAMS

Tom Brady improved to a 4-0 record against the Vikings (09/14/14) and is undefeated against eight NFL teams: Minnesota (4-0), Atlanta (4-0), Chicago (3-0), Dallas (3-0), Detroit (3-0), Jacksonville (4-0), Philadelphia (3-0) and Tampa Bay (3-0).

AIRING IT OUT

The Patriots extended their streak to 42 straight home games with at least one touchdown pass in the win vs. Oakland, the longest streak in post-merger NFL history. The last time the Patriots did not have a touchdown pass in a home game was in a 33-10 loss vs. Pittsburgh on Nov. 30, 2008.

MOST CONSECUTIVE HOME GAMES WITH A TOUCHDOWN PASS SINCE 1970

Team	Gm	Start	End	Record
New England Patriots	42	12/21/08	Current	39-3
New Orleans Saints	39	10/18/09	Current	30-9
Green Bay Packers	36	10/05/08	12/02/12	29-7
Miami Dolphins	32	09/11/83	12/22/86	26-6
Green Bay Packers	29	11/03/96	09/03/00	24-5

RUSH TO VICTORY

38-1

Since 2000, New England is 38-1 when a Patriot eclipses 100 yards rushing after Stevan Ridley gained 101 yards rushing at Minnesota (09/14/14). The only loss during the Bill Belichick era came at Miami on Dec. 20, 2004, when Corey Dillon rushed for 121 yards on 26 carries and the Patriots lost to the Dolphins, 29-28. Since then, New England is 25-0 with a 100-yard rusher.

TAKING CARE OF BALL PAYS OFF

The teams with the most games with no interceptions since 2002:

TEAM	GAMES WITH 0 INTS	W-L-T	WIN PCT.
New England	101	90-11-0	.891
Jacksonville	93	56-37-0	.602
Philadelphia	89	64-25-0	.719
Indianapolis	88	74-14-0	.841
Kansas City	88	53-35-0	.602
San Diego	85	66-19-0	.776
San Francisco	84	65-18-1	.780
Baltimore	83	70-13-0	.843
Denver	81	63-18-0	.778
Tennessee	81	62-19-0	.765

TURNOVERS A PLUS

The Patriots led the AFC in turnover ratio and total takeaways for three straight seasons (2010-2012). The Patriots led the NFL in turnover ratio in 2010 and 2012 and finished second in the NFL in total takeaways in 2012 and 2010. The Patriots finished third in the AFC with +9 turnover ratio in 2013.

Year	Turnover Ratio	Total Takeaways
2012	+28	38
2011	+17	34
2010	+25	41



2014

What To Watch For

BILL BELICHICK

WINNING SEASONS

Belichick (13 straight winning seasons) needs one more winning season to tie Curly Lambeau (14) for the second-most consecutive winning seasons all time, trailing only Tom Landry with 20.

MOVING ON UP

Belichick (220 overall career wins) needs 10 wins to move past Curly Lambeau (229) and move into fourth place on the NFL's all-time list.

POSTSEASON SUCCESS

Belichick (19 playoff wins) needs one more playoff win as a head coach to break a tie with Don Shula (19) and move into a first-place tie with Tom Landry (20) for most postseason wins as a head coach.

SUPER STATUS

Bill Belichick needs to reach one more Super Bowl as a head coach to tie Don Shula for the most conference title, with six.

CAREER WINS

Bill Belichick now has 201 career regular season wins, fifth all-time in NFL history.

HEAD COACH	CAREER WINS
Don Shula	328
George Halas	318
Tom Landry	250
Curly Lambeau	226
Bill Belichick	201

TOM BRADY

TOUCHDOWN TOM

Brady currently sits in fifth place for most career touchdown passes with 363 and needs eight more TD passes to move past Drew Brees (370) into fourth place all time.

300-YARD GAMES

Brady currently sits in fifth place all-time with 59 career 300-yard passing games. Brett Favre (62), Dan Marino (63), Drew Brees (80) and Peyton Manning (85) are the only quarterbacks in front of him.

30 TD PASSES

If Brady reaches 30 or more touchdowns passes in 2014, he will become just the fourth player in NFL history with at least 30 or more touchdown passes in five seasons.

4,000-YARD PASSING SEASON

If Brady reaches 4,000 passing yards in 2014, he will be just the third player in NFL history with at least seven 4,000-yard passing seasons.



50,000 YARDS

Tom Brady (49,940) needs 60 more passing yards to become the sixth player in NFL history to reach 50,000 passing yards.

Player	Passing yards
1. Brett Favre	71,838
2. Peyton Manning	65,778
3. Dan Marino	61,361
4. Drew Brees	52,284
5. John Elway	51,475
6. Tom Brady	49,940
7. Warren Moon	49,325
8. Fran Tarkenton	47,003
9. Vinny Testaverde	46,233
10. Drew Bledsoe	44,611

PLAYER OF THE WEEK

Brady (24) needs two more AFC Offensive Player of the Week honors to tie Peyton Manning (26) for the most player of the week honors in NFL history.

LEAGUE LEADER

Brady has led the league in touchdown passes three times in his career and can tie Drew Brees, Len Dawson, Brett Favre, Johnny Unitas and Steve Young (4) for the most seasons leading the league in touchdown passes.

2014 NOTES



2014

What To Watch For

JULIAN EDELMAN

TOP-FLIGHT RETURNER

Edelman has returned 116 punts for 1,415 yards during his career. He is first in team history and tied for fifth in NFL history with a 12.2 average.

HIGHEST PUNT RETURN AVERAGE IN THE NFL
(75 Returns)

Player	Punt Rt Avg.	Year
George McAfee (Chicago)	12.8 (112-1,431)	(1940-41, 45-50)
Jack Christiansen (Detroit)	12.8 (85-1,084)	(1951-58)
Claude Gibson (SD, OAK)	12.6 (110-1,381)	(1961-65)
Devin Hester (CHI, ATL)	12.3 (270-3,333)	(2006-present)
Julian Edelman (NE)	12.2 (116-1,415)	(2009-present)
Bill Dudley (PITT, DEN, WAS)	12.2 (124-1,515)	(1942-53)
Rick Upchurch (DEN)	12.1 (248-3,008)	(1975-83)

STEPHEN GOSTKOWSKI

NFL SCORING LEADER #1

Stephen Gostkowski has led the NFL in scoring in each of the last two seasons (2012-13). He can become just the fifth NFL player to lead the NFL in scoring in at least three consecutive seasons, joining Don Hutson (1940-44), and Gino Cappelletti (1963-66), Pat Harder (1947-49) and Paul Hornung (1959-61).

NFL SCORING LEADER #2

If Stephen Gostkowski leads the NFL in scoring in 2014, he will join Don Hutson (5) and Gino Cappelletti (5) as the only NFL players to lead the NFL in scoring in at least four seasons. Gostkowski has led the NFL in scoring in 2008, 2012 and 2013.

KICKING INTO THE RECORD BOOKS

Gostkowski (1,055) needs 104 points to become the Patriots all-time leader and move past Adam Vinatieri (1,158). He needs 76 points to pass Gino Cappelletti (1,130) for second all-time.

ROB GRONKOWSKI

TOP-10 IN POINTS SCORED

Gronkowski (276 points scored) needs one more point to move into sole possession of the 10th spot in points scored in Patriots history.

ALL-TIME TDS

Gronkowski (46 touchdowns) is tied for fifth all-time in Patriots touchdowns and needs one more TD to move past Jim Nance (46) into sole possession of fifth place all-time in team history.

PROLIFIC

COMBINATION

44

The next TD pass Tom Brady throws to Rob Gronkowski will tie former Patriots Drew Bledsoe and Ben Coates for the second-most QB to TE touchdowns in NFL history.

Quarterback	Tight End	Team	TD Connections
Philip Rivers	Antonio Gates	San Diego	63
Drew Bledsoe	Ben Coates	New England	45
Tom Brady	Rob Gronkowski	New England	44
Drew Brees	Jimmy Graham	New Orleans	44
Peyton Manning	Dallas Clark	Indianapolis	44
Sonny Jurgensen	Jerry Smith	Washington	43
Dan Fouts	Kellen Winslow	San Diego	41
John Elway	Shannon Sharpe	Denver	41

RECEPTIONS STREAK

Gronkowski enters this week with a streak of 54 consecutive regular-season games with a reception - every regular season game of his career since 2010.

LONGEST CURRENT STREAKS OF CONSECUTIVE GAMES WITH A RECEPTION BY TIGHT ENDS

92 Owen Daniels (Houston/Baltimore)
91 Jason Witten (Dallas)
85 Heath Miller (Pittsburgh)
54 Rob Gronkowski

JEROD MAYO

LEADING TACKLER

Jerod Mayo is currently tied with Vincent Brown at five years leading the team in tackles. He needs one more 100-tackle season to tie Fred Marion (6) for the all-time lead.

TEAM

SEEKING A SIXTH

The Patriots have won five straight AFC East titles. If they win the division for the sixth straight season in 2014, they will join the Los Angeles Rams (7-1973-79), Pittsburgh Steelers (6-1974-79) and the Minnesota Vikings (6-1973-78) as the only teams since the merger with at least six straight division titles.

MOST CONSECUTIVE DIVISION TITLES

Team	Division	Titles	Years
Los Angeles Rams	NFC West	7	1973-79
Pittsburgh Steelers	AFC Central	6	1974-79
Minnesota Vikings	NFC Central	6	1973-78
Dallas Cowboys	NFL Capitol/NFC East	6	1966-71
Cleveland Browns	American/Eastern Conf.	6	1950-55
New England Patriots	AFC East	5	2009-13
New England Patriots	AFC East	5	2003-07
Indianapolis Colts	AFC South	5	2003-07
Dallas Cowboys	NFC East	5	1992-96
San Francisco 49ers	NFC West	5	1986-90
Chicago Bears	NFC Central	5	1984-88
Oakland Raiders	AFC West	5	1972-76



PATRIOTS

Sustaining Success

PATRIOTS ARE MOST FREQUENT SUPER BOWL TEAM OVER LAST 30 YEARS

The Patriots have won seven conference championships since the 1985 season and have more conference titles than any other team over the last 30 years (since 1983). Additionally, the Patriots' six conference titles over the last 25 years are two more than the next closest team and New England's six conference championships in the last 20 years are also more than any other team. New England also has more conference titles over the last 15 years (5) than any other team and is tied with Pittsburgh (3) for the most conference titles over the last 10 years of any NFL team.

Most Conference Championships in Last 7 Years (2007-2013)

New England	2
Pittsburgh	2
N.Y. Giants	2
8 Other Teams	1

Most Conference Championships in Last 10 Years (2004-2013)

New England	3
Pittsburgh	3
Indianapolis	2
N.Y. Giants	2
Seattle	2
8 Other Teams	1

Most Conference Championships in Last 15 Years (1999-2013)

New England	5
Pittsburgh	3
N.Y. Giants	3
Seattle	2
Indianapolis	2
St. Louis Rams	2
Baltimore	2

Most Conference Championships in Last 20 Years (1994-2013)

New England	6
Pittsburgh	4
Green Bay	3
N.Y. Giants	3
5 Other Teams	2

Most Conference Championships in Last 25 Years (1989-2013)

New England	6
Buffalo	4
N.Y. Giants	4
Pittsburgh	4
San Francisco	4
Dallas	3
Green Bay	3

Most Conference Championships in Last 30 Years (1984-2013)

New England	7
Denver	6
N.Y. Giants	5
San Francisco	5
Buffalo	4
Pittsburgh	4
Dallas	3
Green Bay	3

WHAT HAVE YOU DONE FOR ME LATELY?

Since the 2011 season, the Patriots have maintained their spot atop the NFL in terms of regular season winning percentage and regular season points scored. Since the beginning of the 2011 season, the Patriots have the NFL's highest winning percentage and have scored the most points in the NFL. The Patriots also have the NFL's third highest winning percentage since 2012 and have scored the second-most points since 2012.

HIGHEST WINNING PERCENTAGE SINCE 2011

TEAM	W	L	T	PCT.	PF	PA
New England	39	13	0	.750	1594	1101
San Francisco	38	13	1	.731	1271	863
Denver	36	15	0	.706	1471	1145
Green Bay	36	15	1	.692	1502	1209
Seattle	33	18	0	.647	1223	857
Cincinnati	33	18	0	.647	1245	981
Baltimore	33	19	0	.635	1199	1022
New Orleans	32	20	0	.615	1517	1207

HIGHEST WINNING PERCENTAGE SINCE 2012

TEAM	W	L	T	PCT.	PF	PA
Denver	28	7	0	.800	1162	755
Seattle	26	9	0	.743	902	542
New England	26	10	0	.722	1081	759
San Francisco	25	10	1	.694	891	634
Cincinnati	24	11	0	.686	901	658
Indianapolis	24	12	0	.667	884	818
Green Bay	21	14	1	.583	942	850
Carolina	21	15	0	.583	796	700
Baltimore	21	15	0	.583	821	756

HIGHEST WINNING PERCENTAGE SINCE 2013

TEAM	W	L	T	PCT.	PF	PA
Denver	15	4	0	.789	681	466
Seattle	15	4	0	.789	490	297
Cincinnati	14	5	0	.737	510	338
New England	14	6	0	.700	524	428
Carolina	14	6	0	.700	439	337
San Francisco	14	6	0	.700	494	361
Arizona	13	6	0	.684	445	369
Philadelphia	13	7	0	.650	564	486
Indianapolis	13	7	0	.650	527	431

MOST POINTS SCORED SINCE 2011

Team	Points
New England	1594
New Orleans	1517
Green Bay	1502
Denver	1471
Detroit	1326
Atlanta	1305
Dallas	1299
San Francisco	1271
Cincinnati	1245

MOST POINTS SCORED SINCE 2012

Team	Points
Denver	1162
New England	1081
New Orleans	970
Green Bay	942
Dallas	930
Atlanta	903
Seattle	902
Chicago	902
Cincinnati	901

MOST POINTS SCORED SINCE 2013

Team	Points
Denver	681
Philadelphia	564
Dallas	554
Chicago	527
New England	524
Cincinnati	510
New Orleans	509
Seattle	490



INSIDE

The Numbers

BY THE NUMBERS

2

Stephen Gostkowski executed a successful onside kick in a victory vs. Cleveland (12/8/13) for only the second time in team history. The first came when Jim Lee Hunt recovered a Gino Cappelletti kick at the end of the first half in a 26-10 win vs. the NY Jets (9/27/64.)

3

Tom Brady, Rob Gronkowski and Stevan Ridley have produced three games with a 300+yard passing/100+yards rushing/100+receiving yards performance together, second in NFL history to the 4 produced by Peyton Manning/Edgerrin James/Marvin Harrison, Jim Kelly/Thurman Thomas/Andre Reed and Kurt Warner/Marshall Faulk/Isaac Bruce.

3

The Patriots have three players who have brothers that also play in the NFL - Chandler Jones (Arthur Jones/Indianapolis), Devin McCourty (Jason McCourty/Tennessee) and Shane Vereen (Brock Vereen/Chicago).

4

Julian Edelman (13) and Danny Amendola (10) each had 10 or more receptions at Miami on Dec. 15, 2013. It is the fourth time in team history that the Patriots had at least two players finish with at least 10 receptions in the same game.

5

The Patriots recorded four interceptions and six sacks at Minnesota (09/14/14). It is the fifth time in team history and the first time since a 1996 game at San Diego (12/1) that the team has had at least six sacks and four interceptions in a single game.

8

Tim Wright is one of just eight NFL tight ends to reach 50 receptions in their rookie season after he registered 54 receptions as a rookie in Tampa Bay in 2013.

11

Vince Wilfork is in his 11th season with the Patriots under Bill Belichick. It is the longest a defensive player has played under Belichick in New England. Teddy Bruschi played nine seasons under Belichick.

12

The Patriots have won 12 straight games against NFC North teams. It is the longest current streak any NFL team has against another division.

15

The number of consecutive home wins against AFC East opponents after a 34-20 win vs. Buffalo (12/29/13).

31

The number of consecutive home wins against AFC opponents in the regular season. The Patriots last home loss against the AFC was a 33-10 loss vs. Pittsburgh on Nov. 30, 2008. Cincinnati has the second longest streak in the NFL with nine wins against the AFC.

27

Stephen Gostkowski has kicked 27 straight fourth-quarter field goals.

35-4

Since the beginning of 2003, the Patriots are 35-4 (.897) in regular season games following a loss, dropping back-to-back games just four times.

38-1

Since 2000, the Patriots are 38-1 when a Patriots player eclipses 100 yards rushing. The only loss during the Bill Belichick era was on Dec. 20, 2004 in a 29-28 Miami win. Since then, the Patriots are 25-0 with a 100-yard rusher.

40-9

Since realignment in 2002, the Patriots have the best inter-conference record in the NFL.

42

The Patriots have thrown for at least one touchdown pass in 42 straight home games, the longest streak in post-merger NFL history. New Orleans is second with a current streak of 39 straight home games with at least one touchdown pass.

44

Rob Gronkowski and Tom Brady have connected on 44 touchdown passes. It is tied for the third-most connections between a quarterback and a tight end in NFL history.

TOM BRADY BY THE NUMBERS

5

Brady is tied with John Elway as the only quarterback to lead his team to five conference titles. Brady needs to play in one more Super Bowl to match DL Mike Lodish for the most Super Bowls played. Lodish played in six (four with Buffalo and two with Denver).

TOM BRADY BY THE NUMBERS (continued)

8

Brady tied an NFL record with his eighth start in a Conference Championship Game in 2013, joining Charlie Waters and Jack Reynolds.

11

The number of division championships by Tom Brady, the most division titles ever by a quarterback. Peyton Manning is second with 10.

14

The longest streak of consecutive pass completions by Brady in a regular season game (Dec. 27, 2009 vs. Jacksonville).

16

Brady set a Super Bowl record with 16 straight pass completions in Super Bowl XLVI vs. the New York Giants.

43

The number of times Brady has led his team to victory following a fourth-quarter deficit or tie, including five times in 2013 when he led the team to a win at Buffalo, vs. New Orleans, vs. Denver, at Houston and vs. Cleveland.

86.5

Brady is 45-7 in his career in December and has the best win percentage in December for any quarterback since the merger in 1970.

93.8

The percent of quarterback keepers converted by Brady (91 of 97) for first downs (67-of-70 on third-and-2 or less and 24 of 27 on fourth-and-2 or less).

6,424

Tom Brady is second in NFL history with 6,424 passing yards in the postseason, behind just Peyton Manning (6,589).

THE KRAFT ERA

3

The number of Super Bowl championships the Patriots have won since Robert Kraft purchased the team in 1994. That mark is the highest total in the NFL over that span.

6

The number of conference championships the Patriots have won since Robert Kraft purchased the team in 1994. That mark is the highest total in the NFL over that span. Pittsburgh is second with four conference titles since 1994.

13

The number of division championships won by the Patriots since Kraft purchased the team in 1994.

15

The number of playoff seasons earned by the Patriots in the 20 seasons since Robert Kraft purchased the team.

33

The number of playoff games the Patriots have appeared in since 1994, the most in the NFL. Green Bay has the second most with 29.

219

The number of consecutive home games that have been sold out, including all playoff and preseason games dating back to the 1994 season opener.

240

The number of games the Patriots have won since Robert Kraft purchased the franchise in 1994. Prior to Kraft's ownership, the team had won 225 total games in its entire history from 1960-93.

THE BELICHICK ERA

4

Bill Belichick is the first coach to lead his team to four 500-point seasons (2007, 2010, 2011, 2012).

5

Bill Belichick is fifth all-time in wins with 220. Curly Lambeau is fourth with 229 career wins.

6

Bill Belichick (201) is one of six NFL coaches with at least 200 regular season wins.

8

Belichick has been a part of eight Super Bowls overall, including five as a head coach and three as an assistant coach.

11

The number of 11-win seasons by Bill Belichick, second to Don Shula's 13.



BILL BELICHICK

NEWS & NOTES



20TH SEASON AS HEAD COACH • 40TH NFL SEASON

Overall Record: 220-116 (.655) • **Regular Season:** 201-107 (.653) • **Postseason:** 19-9 (.679)

With Patriots overall (2000-14): 183-71 (.720)

Super Bowl Titles: 5 (86, 90, 01, 03, 04) • **Conf. Titles:** 8 (86, 90, 96, 01, 03, 04, 07, 11)

Division Titles: 18 (75, 78, 86, 89, 90, 96, 98, 01, 03, 04, 05, 06, 07, 09, 10, 11, 12, 13)

Bill Belichick is the only head coach in NFL history to win three Super Bowl titles in a four-year span. He has won more regular season games (123) and more games overall (136) during a 10-year stretch (2002-2011) than any other coach in NFL history. In the 2007 season, Belichick led the Patriots to the fourth undefeated and untied regular season in NFL history and the first since the NFL established a 16-game schedule in 1978.



AMONG THE GREATS

Bill Belichick has recorded 220 career wins, which is fifth all-time in NFL history. Belichick owns a career winning percentage of .657, which is third all-time, behind George Halas (.682) and Don Shula (.667).

TOP WINNING PERCENTAGE AMONG HEAD COACHES WITH AT LEAST 160 WINS (INCL. POSTSEASON)

HEAD COACH	TEAM(S)	YEARS	W	L	T	PCT.
George Halas	CHI	1920-29, 33-41, 46-55, 58-67	324	151	31	.682
Don Shula	BAL/MIA	1963-95	347	173	6	.667
BILL BELICHICK	CLE/NE	1991-95, 00-14	220	116	0	.655
Curly Lambeau	GB/CHI/WAS	1921-53	229	134	22	.630

NOTE: Winning percentage calculated using current NFL rules, counting a tie as a half-win, half-loss.

MOVING ON UP

Bill Belichick is in fifth place on the NFL wins list with 220 career wins.

MOST WINS NFL COACHES

HEAD COACH	TEAM(S)	YEARS	W	L	T
Don Shula	BAL/MIA	1963-95	347	173	6
George Halas	CHI	1920-29, 33-41, 46-55, 58-67	324	151	31
Tom Landry	DAL	1960-88	270	178	6
Curly Lambeau	GB/CHI/WAS	1921-53	229	134	22
BILL BELICHICK	CLE/NE	1991-95, 00-14	220	116	0

NOTE: Winning percentage calculated using current NFL rules, counting a tie as a half-win, half-loss.

A WINNING EXTENSION

Bill Belichick has led the Patriots to a winning record for 13 consecutive seasons (2001-2013). The only other NFL coach to have at least 10 consecutive winning seasons with one team since the 1970 merger was Tom Landry, who led the Dallas Cowboys to 16 consecutive winning seasons (1970-1985).

BETTER THAN AVERAGE

Bill Belichick has led the Patriots to 13 straight winning seasons (2001-2013). Belichick's 13 straight winning seasons are third all-time, behind 20 by Landry (1966-85) and 14 by Curly Lambeau with Green Bay (1934-47).

MOST CONSECUTIVE SEASONS WITH A WINNING RECORD

HEAD COACH	TEAM	YEARS
Tom Landry	Dallas	20 - 1966-1985
Curly Lambeau	Green Bay	14 - 1934-1947
Bill Belichick	New England	13 - 2001-2013
Curly Lambeau	Green Bay	12 - 1921-1932
George Halas	Chicago	10 - 1933-1942
John Madden	Oakland	10 - 1969-1978

CAREER MILESTONE FOR BELICHICK

Belichick (201) reached 200 career regular-season wins with the victory over Minnesota (09/14/14) to become just the sixth NFL head coach to achieve that feat, joining Don Shula (328), George Halas (318), Tom Landry (250), Curly Lambeau (226) and Marty Schottenheimer (200).

NUMBER OF GAMES TO 200 WINS

282 Don Shula
288 George Halas
300 Curly Lambeau
306 Bill Belichick
319 Tom Landry
327 Marty Schottenheimer

Head Coach	Teams	W-L-T (regular season)
Don Shula	Colts/Dolphins	328-156-6
George Halas	Bears	318-148-6
Tom Landry	Cowboys	250-162-6
Curly Lambeau	Packers/Cardinals/Redskins	226-132-22
Bill Belichick	Browns/Patriots	201-107-0



BILL BELICHICK

NEWS & NOTES

MANNING ON BELICHICK

Peyton Manning on Bill Belichick

"Coach Belichick is the best coach that I've ever competed against. "I think it's safe to say he'll go down as the greatest NFL coach of all-time. His teams are always well-coached, always well-disciplined, and you know it's going to be a 60-minute fight. To me, that speaks to his coaching."

ELITE COMPANY

Bill Belichick is one of nine NFL head coaches to win three or more championships since the league began postseason play in 1933, but the only one to win three in four years. Belichick joined an exclusive club in which each of the eight other members has been enshrined in the Pro Football Hall of Fame.

HEAD COACHES WITH THREE OR MORE NFL TITLES (Listed alphabetically)

HEAD COACH	CHAMPIONSHIP TEAM(S)
Bill Belichick	Patriots (SB XXXVI, XXXVIII, XXXIX)
Paul Brown	Cleveland Browns (1950, 54, 55)
Weeb Ewbank	Baltimore Colts, N.Y. Jets (1958, 59, SB III)
Joe Gibbs	Washington Redskins (SB XVII, XXII, XXVI)
George Halas	Chicago Bears (1921, 33, 40, 41, 46, 63)
Curly Lambeau	Green Bay Packers (1929, 30, 31, 36, 39, 44)
Vince Lombardi	Green Bay Packers (1961, 62, 65, SB I, II)
Chuck Noll	Pittsburgh Steelers (SB IX, X, XIII, XIV)
Bill Walsh	San Francisco 49ers (SB XVI, XIX, XXIII)

BELICHICK'S PATRIOTS RENAISSANCE

Once head coach Bill Belichick implemented his coaching design on the Patriots, his approach has given him the best record of any NFL head coach who has coached over 40 games since 2001 (including the postseason).

NFL COACHES' RECORDS SINCE 2001

COACH	TEAM	W	L	T	PCT.
Bill Belichick	New England	178	60	0	.748
Jim Harbaugh	San Francisco	43	16	1	.717
Tony Dungy	Tampa Bay/Indianapolis	101	41	0	.711
Bill Cowher	Pittsburgh	70	35	1	.665
John Harbaugh	Baltimore	74	39	0	.655
Sean Payton	New Orleans	80	46	0	.635
Mike Tomlin	Pittsburgh	78	46	0	.629
Mike McCarthy	Green Bay	90	52	1	.629

ABOVE THE CENTURY MARK

Bill Belichick has an overall record of 220-116. He joins Don Shula and George Halas as the only coaches with 100 more wins than losses.

MOST WINS NFL COACHES

HEAD COACH	TEAM(S)	RECORD
Don Shula	BAL, MIA	347-173-6
George Halas	Chicago	324-151-31
Bill Belichick	CLE, NE	220-116-0

500+ FOR THREE STRAIGHT YEARS

Bill Belichick is the first head coach in NFL history to lead a team to three straight 500-point seasons (2010-2012). The Patriots are the first franchise in NFL history to score 500 or more points in four seasons (2007-589, 2010-518, 2011-513 and 2012-557). St. Louis is the only other team to have done it three times (1999-526, 2000-540, 2001-503).

SUPER SUCCESS

Bill Belichick is one of just four head coaches to win three Super Bowl championships and the only coach to win three Super Bowls in the post-1993 salary cap era.

MOST SUPER BOWL VICTORIES

HEAD COACH	TEAM	TITLES	SEASONS
Chuck Noll	Pittsburgh	4	1974, 1975, 1978, 1979
Bill Belichick	New England	3	2001, 2003, 2004
Joe Gibbs	Washington	3	1982, 1987, 1991
Bill Walsh	San Francisco	3	1981, 1984, 1988

NOTE: Sorted by most recent championship. Super Bowls have determined NFL champion since 1966.

PLAYOFF SUCCESS

MOST PLAYOFF WINS BY AN NFL HEAD COACH

HEAD COACH	TEAM(S)	WINS
Tom Landry	Dallas Cowboys	20
Bill Belichick	Cleveland Browns, NE Patriots	19
Don Shula	Baltimore Colts, Miami Dolphins	19
Joe Gibbs	Washington Redskins	17
Chuck Noll	Pittsburgh Steelers	16

11 ON 11

Bill Belichick now has eleven 11-win seasons, including 10 with the Patriots. He moved out of a tie with Tom Landry for sole possession of second place, behind Don Shula, who had 13 11-win seasons.

NFL HEAD COACHES WITH THE MOST 11-WIN SEASONS

Don Shula	13
Bill Belichick	11
Tom Landry	10



BILL BELICHICK

NEWS & NOTES

POSTSEASON PROWESS

BEST POSTSEASON RECORDS IN NFL HISTORY (minimum of 10 games)

COACH	TEAM(S)	W	L	PCT.
Vince Lombardi	GB/VAS	9	1	.900
Tom Flores	Oakland	8	3	.727
Bill Walsh	San Francisco	10	4	.714
Joe Gibbs	Washington	17	7	.708
Jimmy Johnson	DAL/MIA	9	4	.692
John Harbaugh	Baltimore	9	4	.692
Bill Belichick	CLE/NE	19	9	.678

MOST POSTSEASON GAMES AS A HEAD COACH

HEAD COACH	GAMES
Tom Landry (Dallas)	36
Don Shula (Baltimore/Miami)	36
Bill Belichick (Cleveland/New England)	28

3X COACH OF THE YEAR

The Associated Press named Bill Belichick the NFL's Coach of the Year in 2010, the third time that Belichick earned the honor. He was also named Coach of the Year following the 2003 and 2007 seasons, joining Don Shula (4-time winner) and Chuck Knox as the only three-time winners.

BELICHICK ADDED TO HIS RECORD IN 2013

Bill Belichick has coached the Patriots to 11 straight seasons with 10 or more wins after reaching his 10th win of the 2013 season vs. Cleveland on Dec. 8, adding to his NFL record streak. In 2011, Belichick became the first coach in NFL history with nine straight seasons with at least 10 victories. George Seifert has the second most consecutive 10-win seasons with eight from 1989-1996 for San Francisco.

DIVISION TITLES RECORD

Belichick guided the Patriots to the AFC East Title in 2013. It is the 11th division title of his career, tying him with Don Shula for the most division titles since the 1970 NFL merger.

FIRST WITH 14 WINS IN 4 SEASONS

Bill Belichick guided the Patriots to an NFL-best 14-2 record in 2010, becoming the first head coach ever to win at least 14 regular-season games in four separate seasons. Only four other coaches — San Francisco's George Seifert (3), Washington's Joe Gibbs (2), Chicago's Mike Ditka (2) and Miami's Don Shula (2) — have more than one 14-win season.

EIGHT SB APPEARANCES ARE A RECORD

Belichick has been a part of eight Super Bowls during his coaching career, the most in NFL history.

MOST SUPER BOWL APPEARANCES AS A HEAD COACH OR ASSISTANT

HEAD COACH	SUPER BOWLS
Bill Belichick	8 (five as a head coach)
Dan Reeves	7 (four as a head coach)
Don Shula	6 (six as head coach)
Tom Landry	5 (five as a head coach)
Chuck Noll	5 (four as a head coach)
Marv Levy	5 (four as a head coach)

GOOD IN DECEMBER

Bill Belichick is 51-9 (.850) in December with New England, the best record in December among head coaches with one team in NFL history (min. 25 games). George Seifert is second (27-6, .818).

8 CONFERENCE CHAMPIONSHIP GAMES

Bill Belichick reached his eighth conference championship game as a head coach in 2013, second to the 10 by Tom Landry.


Head Coach	Conference Championships
Tom Landry	10
Bill Belichick	8
Don Shula	7
Chuck Noll	7
John Madden	6
Bill Cowher	6





TOM BRADY

NEWS & NOTES



CAREER NOTES

Tom Brady has quarterbacked the Patriots to victories in 150 of his 195 career regular season starts, compiling a .769 winning percentage and giving him the best record of any quarterback in the Super Bowl era (since 1966). Brady reached 125 career wins in the fewest starts among quarterbacks in NFL history.

RECORDING SUCCESS

TOP WINNING PERCENTAGE IN SUPER BOWL ERA (Since 1966, Minimum 50 Starts, Regular Season Only)

PLAYER	TEAM(S)	YEARS	W	L	T	PCT.
TOM BRADY	NE	2000-14	150	45	0	.769
Roger Staubach	DAL	1969-79	85	29	0	.746
Joe Montana	SF/KC	1979-94	117	47	0	.713

ACTIVE QUARTERBACKS WINNING PERCENTAGE Minimum 32 Starts (two full seasons), Regular Season Only

QUARTERBACK	TEAM(S)	W	L	T	PCT.
TOM BRADY	NE	150	45	0	.769
Russell Wilson	SEA	26	9	0	.743
Peyton Manning	IND/DEN	169	74	0	.695
Andrew Luck	IND	24	12	0	.667
Ben Roethlisberger	PIT	97	49	0	.664
Aaron Rodgers	GB	60	31	0	.659
Joe Flacco	BAL	65	35	0	.650
Andy Dalton	CIN	33	18	0	.647
Matt Ryan	ATL	62	36	0	.633

EIGHT AFC CHAMPIONSHIP GAME APPEARANCES

The Patriots secured their eighth conference championship appearance in the Tom Brady - Bill Belichick era (since 2001 with Brady starting at QB) in 2013. By omitting the season Brady missed due to injury in 2008, the Patriots have made eight title games in 12 seasons with Brady as the starter.

FOUR 30-TD SEASONS

Brady has four 30-touchdown seasons overall after throwing for 34 in 2012, an NFL-leading 36 in 2010, 39 in 2011 and a then NFL-record 50 in 2007. The only other Patriots quarterback to have a 30-touchdown season was Vito "Babe" Parilli in 1964 when he led the AFL with 31. Brady is the fifth quarterback in NFL history to have 30 or more touchdown passes in at least four seasons and the fifth quarterback in NFL history with three or more straight seasons with 30 or more touchdowns.

MOST SEASONS WITH 30-PLUS TOUCHDOWN PASSES

Brett Favre	9
Peyton Manning	8
Drew Brees	6
TOM BRADY	4
Dan Marino	4
Aaron Rodgers	3
Kurt Warner	3
Tony Romo	3
Philip Rivers	3

THREE OR MORE STRAIGHT 30 TOUCHDOWN SEASONS

Drew Brees	6 (2008-2013)
Brett Favre	5 (1994-98)
Peyton Manning	4 (2009-10, 12-13)
TOM BRADY	3 (2010-2012)
Dan Marino	3 (1984-86)

300-YARD AVG. IN THREE SEASONS

Brady averaged 301.7 yards per game in 2012. Brady (300.4 in 2007 and 327.2 in 2011) joins Drew Brees as the first NFL players to average 300 yards per game in at least three seasons.

MOST SEASONS AVERAGING 300 OR MORE YARDS PER GAME

- 4 Drew Brees (2013, 2012, 2011, 2008) • **3 Tom Brady (2012, 2011, 2007)** • 2 Dan Fouts (1982, 1981)

PILING UP THE WINS

Brady earned his 150th career win vs. Oakland (09/21/14) and is one of three NFL quarterbacks with at least 150 wins as a starter.

MOST CAREER WINS AS A STARTER (Regular season only)

RK	NAME	W	L	T	PCT.
1.	Brett Favre	186	112	0	.624
2.	Peyton Manning	169	74	0	.695
3.	Tom Brady	150	44	0	.773
4.	John Elway	148	82	1	.643
5.	Dan Marino	147	93	0	.613
6.	Fran Tarkenton	124	109	6	.531
7.	Johnny Unitas	119	64	4	.647
8.	Joe Montana	117	47	0	.713
9.	Drew Brees	111	78	0	.587
10.	Terry Bradshaw	107	51	0	.677
11.	Warren Moon	102	101	0	.510

BRADY ONE OF FIVE

Brady is one of five NFL quarterbacks to average 250 or more yards per game for his career.

NFL RECORD FOR MOST PASSING YARDS PER GAME

PLAYER	TEAM	YARDS/GAME
Drew Brees	SD/NO	275.2
Peyton Manning	IND/DEN	270.7
Kurt Warner	STL/ARI	260.8
Dan Marino	Miami	253.6
Tom Brady	NE	253.5



TOM BRADY

NEWS & NOTES

THREE 35-TD SEASONS

Brady is one of four NFL players to have at least 35 touchdown passes in three different seasons.

QBS WITH THE MOST 35+ PASSING TOUCHDOWNS IN NFL HISTORY

PLAYER	35+ TD SEASONS
Tom Brady	3 (50 in 2007, 36 in 2010 and 39 in 2011)
Brett Favre	3 (38 in 1995, 39 in 1996 and 35 in 1997)
Peyton Manning	3 (49 in 2004, 37 in 2012 and 55 in 2013)
Drew Brees	3 (46 in 2011, 43 in 2012 and 39 in 2013)

ECLIPSING 3K

Brady (4,343) reached 3,000 passing yards for the 11th time in his career in 2013 to become one of just six players with at least 11 3,000-yard seasons.

NFL RECORD FOR MOST 3,000-YARD SEASONS

18	Brett Favre
15	Peyton Manning
13	Dan Marino
12	John Elway
11	Tom Brady
11	Drew Brees

SIXTH 4,000-YARD SEASON

Brady finished the 2013 season with 4,343 passing yards, marking the sixth time in his career that he has reached 4,000 passing yards.

ALL-TIME 4,000 YARD PASSING SEASONS

13	Peyton Manning
8	Drew Brees
6	Tom Brady
6	Dan Marino
6	Brett Favre
5	Philip Rivers
4	Warren Moon
4	Tony Romo
4	Aaron Rodgers

19 CAREER 4-TD GAMES

Brady has thrown four or more touchdowns in a game 19 times with 15 four-touchdown games, two five-touchdown games and two six-touchdown games.

MOST GAMES WITH 4+ TOUCHDOWN PASSES

PLAYER	4+ TD GAMES
1. Peyton Manning	31
2. Drew Brees	25
3. Brett Favre	23
4. Dan Marino	21
5. Tom Brady	19
6. Johnny Unitas	17

MOST GAMES WITH 4+ TDS AND NO INTERCEPTIONS

PLAYER	GAMES
1. Drew Brees	17
2. Peyton Manning	16
3. Tom Brady	15
4. Brett Favre	12

SIX FOR SIX-PLUS

Brady has thrown six touchdowns in a game two times and is one of five NFL players to have thrown at least six touchdowns in a game two times. Brady threw six touchdowns at Miami (10/21/07) and vs. Tennessee (10/18/09).

NFL PLAYERS WITH AT LEAST TWO 6+TD GAMES

PLAYER	6+ TD GAMES
Peyton Manning	3 (2 6 TD games and 1 7 TD Game)
George Blanda	2 games with 7 touchdowns
Y.A. Tittle	2 (1 game with 7 and 1 with 6 TDs)
Tom Brady	2 games with 6 touchdowns
Charley Johnson	2 games with 6 touchdowns

WHAT TO

WATCH FOR

50K

Tom Brady (49,940) needs 60 passing yards to become just the sixth quarterback in NFL history to surpass 50,000 yards passing in his career.

FRANCHISE LEADING PASSER

PATRIOTS ALL-TIME LEADING PASSERS

PLAYER	YEARS	ATT	COMP	YARDS
Tom Brady	2000-13	6,772	4,259	49,940
Drew Bledsoe	1993-01	4,518	2,544	29,657
Steve Grogan	1975-90	3,593	1,879	26,886

MOST CAREER TOUCHDOWN PASSES

Brady is one of five NFL players with at least 360 career touchdowns.

MOST CAREER TOUCHDOWN PASSES

(regular season only) Bold indicates active players

RANK	NAME	TOUCHDOWNS
1.	Brett Favre	508
2.	Peyton Manning	499
3.	Dan Marino	420
4.	Drew Brees	370
5.	Tom Brady	363
6.	Fran Tarkenton	342
7.	John Elway	300
8.	Warren Moon	291
9.	Johnny Unitas	290
10.	Vinny Testaverde	275

MANNING ON BRADY

Peyton Manning on Tom Brady

"I think the one thing that jumps out about Tom is just his consistency. I feel like he's been a better player each year than he was the year before, and that, to me speaks to his work ethic in the offseason, his refusal to be complacent or satisfied. He always feels like he can step his game up one level higher, which in some of the seasons he's had you say, 'How can you get better than that?' But I think he has done that."



TOM BRADY

NEWS & NOTES

BRADY RACKS UP PASSING YARDS

Brady has 59 NFL games with 300 or more yards passing and the Patriots are 48-11 in those games.

NFL QUARTERBACK 300-YARD GAMES (* ACTIVE)

PLAYER 300-YARD GAMES

Peyton Manning*	85
Drew Brees*	80
Dan Marino	63
Brett Favre	62
Tom Brady*	59
Kurt Warner	52
Dan Fouts	51
Warren Moon	49
Tony Romo*	44

Brady had a career-best 11 300-yard games in the 2011 season, tied for third in NFL history behind Drew Brees (13 in 2011) and Peyton Manning (12 in 2013).

TOM BRADY'S RECORD AS A STARTER

	REG. SEASON	PLAYOFFS	TOTAL
Overall	150-45	18-8	168-53
Home:	84-13	12-3	96-16
Road:	66-32	6-5*	72-37

By Yardage Total

Less than 200:	34-14	4-1	38-15
200-299:	68-20	10-5	78-25
300 or more:	48-11	4-2	52-13

Other Records

On Artificial Turf:	87-13	8-5	95-18
Temp Below 40:	32-4	10-2	42-6
Thanksgiving or later:	58-11	18-8	76-19
Leading at Halftime:	114-14	13-4	127-18
Leading after 3 Qtrs:	123-8	12-3	135-11
Overtime:	9-2	1-0	10-2
Passer rating >100.0:	84-5	8-0	92-5

*Includes five Super Bowls at neutral sites

TOP QB HOME STARTING RECORDS (MIN. 50 STARTS) SINCE 1970 MERGER (INCLUDES POSTSEASON)

PLAYER	TEAM(S)	W	L	T	PCT.
Tom Brady	NE	96	16	0	.857
Terry Bradshaw	PIT	75	14	0	.843
John Elway	DEN	104	25	0	.806

35 GAME-WINNING DRIVES

Brady has 35 game-winning drives in the fourth quarter or overtime in the regular season.

MOST GAME WINNING DRIVES IN THE FOURTH QUARTER OR OVERTIME (Regular Season)

PLAYER	TEAMS	4TH QTR GAME-WINNING DRIVES
1. Peyton Manning	IND/DEN	50
2. Dan Marino	Miami	47
3. Brett Favre	GB/NYJ/MIN	43
4. John Elway	Denver	40
5t. Tom Brady	New England	35
5t. Warren Moon	HOU/MIN/SEA/KC	35

BRADY'S COMEBACKS

Brady has engineered 43 career game-winning performances to lead his team to a victory from a fourth-quarter deficit or tie, including five times in 2013.

DATE	OPP.	TIME REMAINING		PASSING STATISTICS						
		SCORE	IN REG.	ATT	CMP	YDS	TD	INT	FINAL	
12/08/13	CLE	3-19	15:00	20	16	142	2	0	27-26	
12/01/13	at HOU	21-24	15:00	12	8	87	0	0	34-31	
11/24/13	DEN	21-24	15:00	19	12	100	1	0	(ot) 34-31	
10/13/13	NO	23-27	1:13	5	7	70	1	0	30-27	
09/08/13	at BUF	20-21	4:31	7	7	36	0	0	23-21	
10/21/12	NYJ	23-26	1:37	9	13	95	0	0	(ot) 29-26	
09/30/12	at BUF	21-21	15:00	7	4	78	2	0	52-28	
01/22/12	BAL*	16-20	15:00	6	3	20	0	1	23-20	
12/24/11	MIA	17-17	15:00	11	8	120	0	0	27-24	
10/16/11	DAL	13-16	5:13	9	11	87	1	0	20-16	
12/19/10	GB	21-27	13:49	6	5	82	1	0	31-27	
11/25/10	at DET	24-24	15:00	5	5	86	2	0	45-24	
10/17/10	BAL	10-20	14:53	24	16	156	1	1	(ot) 23-20	
09/14/09	BUF	13-24	5:32	13	11	112	2	0	25-24	
12/29/07	at NYG	23-28	15:00	12	8	130	1	0	38-35	
12/03/07	at BAL	17-24	14:25	17	7	113	1	0	27-24	
11/25/07	PHI	24-28	15:00	16	11	109	0	0	31-28	
11/04/07	at IND	10-20	9:42	10	8	144	2	0	24-20	
01/14/07	at SD*	13-21	8:35	14	9	122	1	1	24-21	
12/03/06	DET	13-21	13:07	15	14	101	0	0	28-21	
11/26/06	CHI	10-10	14:46	7	6	98	1	0	17-13	
09/10/06	BUF	14-17	15:00	6	3	58	0	1	19-17	
11/13/05	at MIA	15-16	2:53	2	2	76	1	0	23-16	
10/30/05	BUF	7-16	10:07	4	4	69	0	0	21-16	
10/09/05	at ATL	28-28	3:52	2	2	17	0	0	31-28	
09/25/05	at PIT	10-13	14:19	12	12	167	0	0	23-20	
02/06/05	PHI**	14-14	15:00	4	2	33	0	0	24-21	
10/03/04	at BUF	17-17	15:00	4	2	8	1	0	31-17	
02/01/04	CAR**	29-29	1:08	5	4	47	0	0	32-29	
01/10/04	TEN*	14-14	15:00	11	6	27	0	0	17-14	
11/30/03	at IND	31-31	10:21	6	3	31	1	0	38-34	
11/23/03	at HST	13-20	3:11	14	10	133	1	0	(ot) 23-20	
11/03/03	at DEN	23-26	2:51	4	5	58	1	0	30-26	
10/19/03	at MIA	13-13	15:00	10	7	147	1	0	(ot) 19-13	
10/05/03	TEN	24-27	4:40	1	1	15	0	0	38-30	
12/29/02	MIA	13-24	4:59	13	8	69	1	0	(ot) 27-24	
11/10/02	at CHI	19-30	5:16	14	9	116	2	0	33-30	
09/22/02	KC	38-38	0:00	5	4	46	0	0	(ot) 41-38	
02/03/02	STL**	17-17	1:21	8	5	53	0	0	20-17	
01/19/02	OAK*	3-13	15:00	27	20	138	0	0	(ot) 16-13	
12/16/01	at BUF	6-9	5:57	13	9	116	0	0	(ot) 12-9	
12/02/01	at NYJ	14-16	15:00	7	6	56	0	0	17-16	
10/14/01	SD	16-26	8:48	18	13	130	1	0	(ot) 29-26	

^Statistics are from the time noted until the end of the game * Divisional Playoffs ** Super Bowl

BRADY IN POSTSEASON

NFL ALL-TIME LEADERS/PLAYOFF VICTORIES AS STARTING QUARTERBACK

PLAYER	TEAM(S)	PLAYOFF WINS
Tom Brady	New England	18
Joe Montana	S.F./K.C.	16
Terry Bradshaw	Pittsburgh	14
John Elway	Denver	14
Brett Favre	GB/MIN	13

QB'S WITH 3 OR MORE SUPER BOWL VICTORIES

PLAYER	TEAM(S)	WINS
Terry Bradshaw	PIT	4
Joe Montana	SF	4
Troy Aikman	DAL	3
Tom Brady	NE	3

PLAYERS WITH MULTIPLE SUPER BOWL MVP AWARDS

PLAYER	TEAM(S)	MVP'S
Joe Montana	SF	3
Terry Bradshaw	PIT	2
Tom Brady	NE	2
Bart Starr	GB	2
Eli Manning	NYG	2



TOM BRADY

NEWS & NOTES

LATE GAME WINNER

Brady now has six career games in which he threw a game-winning touchdown pass in the final minute of the game to turn a Patriots deficit into a Patriots win.

11/10/02 at Chicago* **W** **33-30**

The Patriots trailed 30-25 when Brady threw a 20-yard touchdown to David Patten with 21 seconds left to give the Patriots a 33-30 win.

*-Champaign, Ill.

11/3/03 at Denver **W** **30-26**

The Patriots trailed 26-23 when Brady threw an 18-yard touchdown to David Givens with 30 seconds left to give the Patriots a 30-26 win.

12/3/07 at Baltimore **W** **27-24**

The Patriots trailed 24-20 when Brady threw an 8-yard touchdown to Jabar Gaffney with 44 seconds left to give the Patriots a 27-24 win.

10/16/11 vs. Dallas **W** **20-16**

The Patriots trailed 16-13 when Brady threw an 8-yard touchdown pass to Aaron Hernandez with 22 seconds left to give the Patriots a 20-16 win.

10/13/13 vs. New Orleans **W** **30-27**

The Patriots trailed 27-23 when Brady threw a 17-yard touchdown pass to Kenbrell Thompson with five seconds left to give the Patriots a 30-27 win.

12/08/13 vs. Cleveland **W** **27-26**

The Patriots trailed 26-21 when Brady threw a 1-yard touchdown pass to Danny Amendola with 31 seconds left to give the Patriots a 27-26 win.

RECORD TITLE HOLDER

Tom Brady earned his NFL record 11th division championship in 2013.

QUARTERBACK **CAREER DIVISION TITLES**

Tom Brady	11
Peyton Manning	10
Joe Montana	9

12-WIN SEASONS

Since entering the NFL in 2000, Tom Brady's teams have reached 12 regular-season wins in eight different seasons, second all-time, behind Peyton Manning.

STARTING QB'S WITH THE MOST 12-WIN REGULAR SEASONS IN NFL HISTORY

PLAYER **SEASONS**

Peyton Manning	10
Tom Brady	8
Brett Favre	6
John Elway	4
Jim Kelly	4

APPROACHING 50K

Tom Brady passed Pro Football Hall of Famer Warren Moon into sixth place all-time at Miami (09/07/14) and now has 49,781 passing yards, 219 yards away from becoming the sixth NFL player with 50,000 passing yards.

PLAYER **PASSING YARDS**

1. Brett Favre	71,838
2. Peyton Manning	65,778
3. Dan Marino	61,361
4. Drew Brees	52,284
5. John Elway	51,475
6. Tom Brady	49,940
7. Warren Moon	49,325
8. Fran Tarkenton	47,003
9. Vinny Testaverde	46,233
10. Drew Bledsoe	44,611

SIXTH TO REACH 4,000 COMPLETIONS

Tom Brady (4,245) is one of six players in NFL history to reach 4,000 completions.

MOST PASS COMPLETIONS IN NFL HISTORY

1. Brett Favre	6,300
2. Peyton Manning	5,606
3. Dan Marino	4,967
4. Drew Brees	4,596
5. Tom Brady	4,259
6. John Elway	4,123
7. Warren Moon	3,988

THIRD FASTEST TO 4,000 COMPLETIONS

Tom Brady has now completed 4,259 passes over his career in the regular season, becoming just the sixth player (third fastest) in NFL history to achieve the feat.

GAMES PLAYED TO 4,000 CAREER COMPLETIONS

Drew Brees	169
Peyton Manning	183
Tom Brady	187
Dan Marino	193
Brett Favre	196
John Elway	227

BRADY HAS SIXTH-BEST QB RATING

PLAYER	YEARS	TEAM	RATING
Aaron Rodgers	2005-14	Green Bay	105.1
Peyton Manning	1998-14	IND/DEN	97.4
Steve Young	1985-99	TB/SF	96.8
Philip Rivers	2004-14	San Diego	96.6
Tony Romo	2004-14	Dallas	95.9
Tom Brady	2000-14	Patriots	95.4

MOST TD THROWS COACH/QB TANDEM

Tom Brady has thrown 363 career touchdowns under head coach Bill Belichick, the most touchdowns among any head coach/starting quarterback tandem.

MOST TDS/QB TANDEMS
(Regular Season Only)

Quarterback/Head Coach	Team	Touchdowns
Tom Brady/Bill Belichick	NE	363
Dan Marino/Don Shula	MIA	352
Drew Brees/Sean Payton	NO	243
Len Dawson/Hank Stram	KC	232



TOM BRADY

NEWS & NOTES

WINNINGEST COACH/QB TANDEM

Bill Belichick and Tom Brady have the best winning percentage among a head coach/starting quarterback tandem since the 1970 merger. The tandem's 150 wins are the most wins by any coach-QB tandem since the 1970 AFL-NFL merger.

WINNINGEST COACH/QB TANDEM SINCE 1970

(Regular Season Only - by winning percentage)

Quarterback/Head Coach	Team	W	L	T	Pct.
Tom Brady/Bill Belichick	NE	150	45	0	.769
Ken Stabler/John Madden	OAK	60	19	1	.756
Jim McMahon/Mike Ditka	CHI	46	15	0	.754
Peyton Manning/Tony Dungy	IND	73	24	0	.753

WINNINGEST COACH/QB TANDEM SINCE 1970

(Regular Season Only - by victories)

Quarterback/Head Coach	Team	W	L	T	Pct.
Tom Brady/Bill Belichick	NE	150	45	0	.769
Dan Marino/Don Shula	MIA	116	68	0	.630
Terry Bradshaw/Chuck Noll	PIT	107	51	0	.601

MOST STARTS UNDER ONE HC

Tom Brady made his 185th career start at Carolina on Nov. 18, 2013, all under Bill Belichick. It is the most starts by a quarterback under one head coach in NFL history. Brady surpassed Dan Marino, who had 184 career starts under head coach Don Shula. Brady now has 195 career starts under Belichick.

NFL RECORD FOR ATTEMPTS BETWEEN INTS

Tom Brady attempted 358 consecutive regular season passes without an interception, a streak spanning from Oct. 17, 2010-Sept. 1, 2011. Brady eclipsed Bernie Kosar's record of 308 pass attempts on Dec. 26, 2010 at Buffalo.

MOST CONSECUTIVE PASS ATTEMPTS WITHOUT AN INTERCEPTION

358	Tom Brady (Patriots)	2010-11
308	Bernie Kosar (Cleveland)	1990-91
294	Bart Starr (Green Bay)	1964-65
279	Jeff George (IND/ATL)	1993-94
277	Rich Gannon (Oakland)	2001
271	Jason Campbell (Washington)	2007-08

10 GAMES WITH 300 YARDS, 4 TDS & 0 INTS

Tom Brady had his 10th NFL game with 300 yards, four touchdowns and no interceptions vs. Pittsburgh (11/03/13), second in NFL history to the 15 such games by Drew Brees.

SECOND IN DISTINCT HONOR

Tom Brady was named AFC Offensive Player of the Week by the National Football League for his performance in the Patriots' come-from-behind 34-31 overtime victory vs. Denver on Nov. 24, 2013. It is the 24th time in Brady's career that he has received the AFC Offensive Player of the Week honor.

CAREER PLAYER OF THE WEEK AWARDS

Player	Career	Team	POW Awards
Peyton Manning	1998-present	Colts/Broncos	26
Tom Brady	2000-present	Patriots	24
Dan Marino	1983-1999	Dolphins	18
Brett Favre	1991-2010	Packers, Jets, Vikings	16
John Elway	1983-1998	Broncos	15

BRADY SHINES ON MONDAY NIGHT

Brady has thrown 43 touchdown passes on Monday Night Football, the third-most in NFL history.

CAREER TOUCHDOWN PASSES ON MONDAY NIGHT FOOTBALL

Player	TD Passes on MNF	Games
Dan Marino	74	38
Brett Favre	69	38
Tom Brady	43	19
Steve Young	42	25
Peyton Manning	36	17
Joe Montana	36	20

THREE TD; NO INT.

Tom Brady is second in NFL history with 38 games with three or more touchdowns and no interceptions. The Patriots are 37-1 (.974) in such games.

PLAYER MOST GAMES WITH 3+ TD PASSES AND 0 INT.

Peyton Manning	47
Tom Brady	38
Brett Favre	36
Drew Brees	32
Aaron Rodgers	24

GREAT WHEN IT'S LATE

Tom Brady has the best record among any starting quarterback in the final four games of the regular season since the 1970 merger.

QUARTERBACK	W-L RECORD	WIN PCT.
Tom Brady	43-9	.827
Philip Rivers	30-6	.833
Roger Staubach	24-6	.800
Joe Montana	35-12	.745
Steve McNair	28-10	.737

APPROACHING ANOTHER RECORD

Tom Brady played has played in 197 NFL games for the Patriots and is now third all-time in most games played as a Patriots player.

Player	Games Played
Bruce Armstrong	212
Julius Adams	206
Tom Brady	197

BRADY PERFECT VS. 8 TEAMS

Tom Brady improved to a 4-0 record against the Vikings with the win on Sept. 14, 2014 and is undefeated against eight NFL teams: Minnesota (4-0), Atlanta (4-0), Chicago (3-0), Dallas (3-0), Detroit (3-0), Jacksonville (4-0), Philadelphia (3-0) and Tampa Bay (3-0).



TOM BRADY

NEWS & NOTES

BRADY SEASON NOTES

BRADY GOES LONG

2013 marked Tom Brady's third straight 4,000-yard season and the sixth of his career. Brady owns six of the eight 4,000-yard passing seasons in Patriots history.

PATRIOTS TOP PASSING YARDS/SEASON

YARDS	PLAYER	YEAR
5,235	Tom Brady	2011
4,827	Tom Brady	2012
4,806	Tom Brady	2007
4,555	Drew Bledsoe	1994
4,398	Tom Brady	2009
4,343	Tom Brady	2013
4,110	Tom Brady	2005
4,086	Drew Bledsoe	1996

BRADY GAME NOTES

BRADY THROWS FOR THIRD-HIGHEST TOTAL

Tom Brady threw for 432 yards vs. Pittsburgh (11/03/13), marking the fifth time in Brady's career that he has eclipsed the 400-yard mark, the third-highest single-game mark of his career.

MOST PASSING YARDS IN A GAME IN PATRIOTS HISTORY

Player	Date	Opp	Att	Cmp	Yds	TD	Int
Tom Brady	9/12/11	MIA	48	32	517	4	1
Tom Brady	12/16/12	SF	65	36	443	1	2
Tom Brady	11/03/13	PITT	33	23	432	4	0
Drew Bledsoe	11/13/94	MIN	70	45	426	3	0
Drew Bledsoe	11/23/98	MIA	54	28	423	2	2
Tom Brady	9/18/11	SD	40	31	423	3	0

300 IN A HALF

Brady had his fourth 300-yard half and his third 300-yard second half after throwing for 323 yards in the second half vs. Cleveland on Dec. 8, 2013.

YARDS	GAME	HALF
367	vs. San Francisco (12-16-12)	2nd half
345	vs. Tennessee (10-18-09)	1st half
323	vs. Cleveland (12-08-13)	2nd half
306	at Miami (9-12-11)	2nd half

THE BRADY SIX

Tom Brady was the seventh quarterback selected in the 2000 NFL Draft

QUARTERBACKS TAKEN IN THE 2000 NFL DRAFT

Rd	Pick	Player	Taken By
1	18	Chad Pennington	NY Jets
3	65	Giovanni Carmazzi	San Francisco
3	75	Chris Redman	Baltimore
5	163	Tee Martin	Pittsburgh
6	168	Marc Bulger	New Orleans
6	183	Spergon Wynn	Cleveland
6	199	Tom Brady	New England

BRADY HANGS 50

Brady and the Patriots knocked off Pittsburgh, 55-31 on Nov. 3, 2013, the sixth time that New England scored at least 50 points in a game started by Brady, tying Pro Football Hall of Famer Len Dawson.

Date	Opponent	Score
10/28/07	vs. Washington	52-7
11/18/07	at Buffalo	56-10
10/18/09	vs. Tennessee	59-0
9/30/12	at Buffalo	52-28
11/18/12	vs. Indianapolis	59-24
11/03/13	vs. Pittsburgh	55-31

50-YARD DOUBLE DOWN

Brady has thrown at least two 50-yard passes in the same game eight times in his career. His career best came in 2009 with three 50-yard strikes in one game.

BRADY'S GAMES WITH AT LEAST TWO 50-YARD PASSES

10/9/05 @ Atlanta	-55t (3Q) Bethel Johnson -51 (1Q) Deion Branch
1/14/06 @ Denver *AFC Divisional Playoff Round	-73 (4Q) Deion Branch -51 (2Q) Andre' Davis
12/31/06 @ Tennessee	-62t (3Q) Reche Caldwell -52 (1Q) Corey Dillon
12/9/07 vs. Pittsburgh	-63t (2Q) Randy Moss -56t (3Q) Jabar Gaffney >Flea-flicker w/R. Moss
11/15/09 @ Indianapolis	-63t (2Q) Randy Moss -55 (1Q) Randy Moss
12/06/09 @ Miami	-58t (1Q) Randy Moss -58 (2Q) Wes Welker -81t (3Q) Sam Aiken
11/22/12 @ NY Jets	-83t (2Q) Shane Vereen -56t (2Q) Julian Edelman
11/03/13 vs. Pittsburgh	-57 (2Q) Danny Amendola -81t(4Q) Aaron Dobson



PATRIOTS OFFENSIVE NOTES

WR DANNY AMENDOLA

WEARING TROY BROWN'S #80 JERSEY

When Danny Amendola joined the Patriots in the 2013 offseason, he was assigned jersey #80, the same number worn by Patriots' Hall of Famer Troy Brown, who finished his career as the team's all-time leading receiver and is punt returner.

Said Amendola on wearing Brown's jersey #80: "I talked to [Troy Brown] a little bit before I came here. I told him he's one of the greatest ever, and it's an honor to wear No. 80. I'm going to try to represent it the best I can."

RB BRANDON BOLDEN

BETTER THAN AVERAGE

RB Brandon Bolden's 8.6-yard average at Buffalo [9/30/12] is tied for the third highest ever in a single game for the Patriots among running backs with at least 15 rushing attempts. Bolden earned the FedEx Ground Player of the Week for his performance.

HIGHEST RUSHING AVERAGE/SINGLE GAME (MIN. 15 RUSHING ATTEMPTS)

Player	Average
Curtis Martin	9.6 (17-164 vs. Washington, Oct. 13, 1996)
Tony Collins	9.2 (23-212 vs. N.Y. Jets, Sept. 18, 1983)
Sammy Morris	8.6 (16-138 vs. Denver, Oct. 20, 2008)
Jim Nance	8.6 (17-146 at Houston, Dec. 11, 1966)
Brandon Bolden	8.6 (16-137 at Buffalo, Sept. 30, 2012)
Stevan Ridley	8.5 (15-127 at St. Louis, Oct. 28, 2012)

FOOTBALL FAMILY TRADITION

Bolden's grandfather, Frank Pitts, played 10 years in the NFL (1965-74) as a receiver for Kansas City, Cleveland and Oakland. He was with Kansas City for two Super Bowls, losing Super Bowl I and winning Super Bowl IV. Said Bolden about his grandfather, "I remember being 6 years old, him popping in a highlight film of Super Bowl I and IV. I've seen that tape at least 500 times."

OL DAN CONNOLLY

CONNOLLY SETS NFL RECORD

Dan Connolly was named AFC Special Teams Player of the Week after he returned a kickoff 71 yards to the 4-yard line in the second quarter of the Patriots win vs. Green Bay (12/19/10). According to the Elias Sports Bureau, it is the longest kickoff return by an offensive lineman in NFL history. The run by Connolly topped the 48-yard touchdown return by Atlanta's Mal Snyder in 1969. Previously, the longest kickoff return for a Patriots offensive lineman was a 27-yard return by G Stephen Neal vs. Pittsburgh (11/30/08). Connolly's previous best was a 16-yard return vs. Miami (11/8/09).

WR JULIAN EDELMAN

RECORD RETURNER

WR Julian Edelman set a franchise record with a 94-yard punt return touchdown vs. Miami (1/2/11). The previous longest punt return was an 89-yard touchdown return by Mike Haynes vs. Buffalo (11/7/76). Edelman returned his second career punt for a touchdown vs. Kansas City (11/21/11) with a 72-yard return. He was named AFC Special Teams Player of the Week for his efforts. He scored his third punt return for a touchdown with a 68-yarder vs. Indianapolis (11/18/12) to tie a franchise record.



Most Punt Return Touchdowns/Patriots Career

- 3 Julian Edelman
- 3 Troy Brown
- 3 Irving Fryar
- 2 Mike Haynes

NOT YOUR AVERAGE RETURNER

Edelman has returned 116 punts for 1,415 yards during his career and is first in team history and tied for fifth in NFL history with a 12.2 average.

HIGHEST PUNT RETURN AVERAGE, PATRIOTS CAREER (20 Returns)

Player	Punt Rt Avg.	Year
Julian Edelman	12.2	2009-14 (116-1,415)
Mack Herron	12.0	1973-75 (74-888)
Carl Garrett	11.3	1969-72 (43-487)
Wes Welker	10.4	2007-12 (114-1,185)

HIGHEST PUNT RETURN AVERAGE IN THE NFL (75 Returns)

Player	Punt Rt Avg.	Year
George McAfee (Chicago)	12.8 (112-1,431)	(1940-41, 1945-1950)
Jack Christiansen (Detroit)	12.8 (85-1,084)	(1951-58)
Claude Gibson (SD, OAK)	12.6 (110-1,381)	(1961-65)
Devin Hester (Chicago/Atlanta)	12.3 (270-3,333)	(2006-present)
Julian Edelman (NE)	12.2 (116-1,415)	(2009-present)
Bill Dudley (PITT, DEN, WAS)	12.2 (124-1,515)	(1942-53)
Rick Upchurch (DEN)	12.1 (248-3,008)	(1975-83)



PATRIOTS OFFENSIVE NOTES

ANOTHER TEAM RECORD

Edelman had a 47-yard run in the fourth quarter vs. Indianapolis (11/18/12). It is the longest run ever by a Patriots receiver, topping Troy Brown's 35-yard run vs. Tampa Bay on (9/3/00).

FROM STANDOUT QB TO WR

Edelman began his college football career with a year at the College of San Mateo (Calif.) before transferring to Kent State where as a senior he completed 56 percent of his passes (153 of 275 passes for 1,820 yards) with 13 touchdowns. He was also the leading rusher, gaining 1,551 yards on 215 attempts (an average of 7.5 yards per carry) and scoring 13 touchdowns. His offensive numbers broke Kent State's single-season record for total offense set by Joshua Cribbs in 2003. Said head coach Bill Belichick on the versatility of Edelman: "He played the quarterback position in college at Kent State and all the positions really that he's played in the NFL – covering kicks, returning kicks, slot receiver, outside receiver, slot defender – he didn't do any of those things in college. I think that really speaks to his versatility and how much he's grown as a player and how many things he's learned how to do that he really didn't have much experience with in college. I'd say that's pretty unusual, especially to be as competent in them as he is."

RETURNS PILING UP

Julian Edelman is in third place in team history with 116 punt returns.

MOST PUNT RETURNS IN PATRIOTS HISTORY

Player	Punt Returns
1. Troy Brown	252
2. Irving Fryar	206
3. David Meggett	142
4. Julian Edelman	116
5. Wes Welker	114
6. Mike Haynes	111

Edelman is in fourth place in team history with 1,415 punt return yards and needs 24 punt return yards to move past David Meggett (1,438) into third place in team history.

MOST PUNT RETURN YARDS IN PATRIOTS HISTORY

Player	Punt Return Yards
1. Troy Brown	2,625
2. Irving Fryar	2,055
3. David Meggett	1,438
4. Julian Edelman	1,415
5. Wes Welker	1,185

BEST PUNT RETURN AVERAGE IN A SEASON

Edelman has the two best punt return averages in a single season in New England history. In 2010, Edelman led the AFC and finished second in the NFL with a 15.3 punt return average. Chicago's Devin Hester led the NFL with a 17.1-yard average.

PATRIOTS BEST PUNT RETURN AVERAGE/SEASON (MIN. 15 RETURNS)

PLAYER	PR AVG.	YEAR
Julian Edelman	15.5	2012
Julian Edelman	15.3	2010
Mack Herron	14.8	1974
Troy Brown	14.2	2001

EDELMAN TAKES HIS FATHER'S ADVICE

If there is one thing Julian Edelman has never lacked, it's athletic ability. A dual-threat quarterback at Kent State and former baseball standout in high school, Edelman once wowed Toronto Blue Jays players with his impressive footwork while fielding ground balls in an appearance at batting practice in 2011.

This natural ability may have been overlooked by NFL scouts, who let him fall to the Patriots in the seventh round of the 2009 NFL Draft. Edelman remains focused on the lessons his father, Frank Edelman, taught him at a young age. "I'm still constantly trying to learn," Edelman told the *Boston Herald*. "My dad always put it in my head, when you're green, you're growing, when you're ripe, you're lost. When you're done learning, you're done."

EDELMAN ECLIPSES 1,000-YARDS

Edelman finished the 2013 season with 1,056 receiving yards to become the 10th Patriots player to register a 1,000-yard season.

1,000-YARD RECEIVING SEASONS IN PATRIOTS HISTORY

Player	Yards	Season
Wes Welker	1,569	2011
Randy Moss	1,493	2007
Stanley Morgan	1,491	1986
Wes Welker	1,354	2012
Wes Welker	1,348	2009
Rob Gronkowski	1,327	2011
Randy Moss	1,264	2009
Troy Brown	1,199	2001
Wes Welker	1,175	2007
Ben Coates	1,174	1994
Wes Welker	1,165	2008
Terry Glenn	1,147	1999
Terry Glenn	1,132	1996
Julian Edelman	1,056	2013
Stanley Morgan	1,029	1981
Irving Fryar	1,014	1991
Harold Jackson	1,013	1979
Randy Moss	1,008	2008
Stanley Morgan	1,002	1979

EDELMAN HITS THE CENTURY MARK

Edelman finished the 2013 season fourth in the NFL with 105 receptions to join Wes Welker (2007-09, 11-12) and Troy Brown (2001) as the only Patriots to reach 100 receptions in a season. Edelman averaged 6.4 receptions per game in 2013.

PATRIOTS PLAYERS WITH 100 RECEPTIONS

Player	Receptions	Season
Wes Welker	123	2009
Wes Welker	122	2011
Wes Welker	118	2012
Wes Welker	112	2007
Wes Welker	111	2008
Julian Edelman	105	2013
Troy Brown	101	2001



PATRIOTS OFFENSIVE NOTES

TE ROB GRONKOWSKI

RECEIVING YARDS RECORD

Rob Gronkowski finished the 2011 season with 1,327 receiving yards, surpassing San Diego's Kellen Winslow's 1980 record of 1,290 receiving yards for most receiving yards in a season by a tight end.

MOST RECEIVING YARDS BY TIGHT END IN THE NFL

Player	Yards	Year
Rob Gronkowski	1,327	2011
Jimmy Graham (NO)	1,310	2011
Kellen Winslow (SD)	1,290	1980
Tony Gonzalez (KC)	1,258	2004
Todd Christensen (Raiders)	1,247	1983
Jimmy Graham (NO)	1,215	2013
Jackie Smith (STL)	1,205	1967
Tony Gonzalez (KC)	1,203	2000
Pete Retzlaff (PHI)	1,190	1965
Ben Coates (NE)	1,174	1994

MOST RECEIVING YARDS BY A PATRIOTS TIGHT END

Player	Yards	Year
Rob Gronkowski	1,327	2011
Ben Coates	1,174	1994
Ben Coates	915	1995
Aaron Hernandez	910	2011
Marv Cook	808	1991
Don Hasselbeck	808	1981

MOST RECEPTIONS BY A PATRIOTS TIGHT END

Player	Yards	Year
Ben Coates	96	1994
Rob Gronkowski	90	2011
Ben Coates	84	1995
Marv Cook	82	1991
Aaron Hernandez	79	2011

GRONKOWSKI IS STREAKING

Gronkowski has caught at least one pass in all 54 regular season games that he has played in his career. The only game that Gronkowski has played in at the NFL level where he did not have at least one reception was the 2012 AFC Divisional playoff game vs. Houston when he left the game in the first quarter with an injury.

LONGEST CURRENT STREAKS OF CONSECUTIVE GAMES WITH A RECEPTION BY TIGHT ENDS

92 Owen Daniels (Houston/Baltimore)

91 Jason Witten (Dallas)

85 Heath Miller (Pittsburgh)

54 Rob Gronkowski (New England)

BRADY TO GRONK ON REPEAT

THE MOST TD CONNECTIONS BETWEEN A QB AND A TE IN NFL HISTORY

Quarterback	Tight End	Team	TD Connections
Phillip Rivers	Antonio Gates	San Diego	63
Drew Bledsoe	Ben Coates	New England	45
Tom Brady	Rob Gronkowski	New England	44
Drew Brees	Jimmy Graham	New Orleans	44
Peyton Manning	Dallas Clark	Indianapolis	44
Sonny Jurgensen	Jerry Smith	Washington	43
Dan Fouts	Kellen Winslow	San Diego	41
John Elway	Shannon Sharpe	Denver	41

TIGHT END TD RECORD

Gronkowski set an NFL record for most touchdowns by a tight end with 18 overall touchdowns in 2011 (17 receiving and 1 rushing). In addition to his 17 touchdown receptions, Gronkowski scored on a lateral in the third quarter vs. Indianapolis (12/4/11), credited as his first career rushing play.

MOST TOTAL TDs BY A TIGHT END IN A SINGLE NFL SEASON

18	Rob Gronkowski	NE	2011	(17 pass, 1 rush)
16	Jimmy Graham	NO	2013	(16 pass)
13	Vernon Davis	SF	2013	(13 pass)
13	Vernon Davis	SF	2009	(13 pass)
13	Antonio Gates	SD	2004	(13 pass)

MOST TD RECEPTIONS BY A TIGHT END IN A SINGLE NFL SEASON

17	Rob Gronkowski	NE	2011
16	Jimmy Graham	SF	2013
13	Vernon Davis	NO	2013
13	Vernon Davis	SF	2009
13	Antonio Gates	SD	2004

FIRST TIGHT END TO SCORE A RUSH TD

Gronkowski scored a 2-yard touchdown on a lateral from Tom Brady in the third quarter vs. Indianapolis (12/4/11), becoming the first tight end in Patriots history to score a rushing touchdown. Gronkowski is the first NFL tight end to score a rushing touchdown since Tennessee's Bo Scaife had a 31-yard scoring run against Baltimore on Nov. 12, 2006. He is the first tight end since the 1970 merger to have two receiving touchdowns and a rushing touchdown in the same game.

THREE STRAIGHT 10-TD SEASONS

Gronkowski had three straight 10 touchdown seasons (10 in 2010, 18 in 2011 and 11 in 2012). Gronkowski joins Randy Moss (2007, 2008 and 2009) and Corey Dillon (2004, 2005, 2006) as the only Patriots with three straight 10-plus touchdown seasons and three 10-plus touchdown seasons overall.

CONSECUTIVE 10-PLUS TD SEASONS / PATRIOTS HISTORY

3 Rob Gronkowski - 2010, 2011, 2012

3 Randy Moss - 2007, 2008, 2009

3 Corey Dillon - 2004, 2005, 2006

2 BenJarvus Green-Ellis - 2010, 2011

2 Curtis Martin - 1995, 1996

MOST 10-PLUS TOUCHDOWN SEASONS / PATRIOTS HISTORY

3 Rob Gronkowski - 2001, 2011, 2012

3 Randy Moss - 2007, 2008, 2009

3 Corey Dillon - 2004, 2005, 2006

2 BenJarvus Green-Ellis - 2010, 2011

2 Curtis Martin - 1995, 1996

2 Stanley Morgan - 1979, 1986

FASTEST TO 20 TDS

Gronkowski reached the 20-touchdown mark in just 26 career games, the fewest games among tight ends in NFL history.

TEs TO REACH 20 TD REC. IN THE FEWEST GAMES

Player	Team	Games to 20 TD catches
Rob Gronkowski	Patriots	26
Mike Ditka	Chicago	31
Kellen Winslow	San Diego	35
Antonio Gates	San Diego	37



PATRIOTS OFFENSIVE NOTES

NFL TOUCHDOWN RECORD

Gronkowski had 11 touchdowns in 2012 and is the first tight end in NFL history to have three straight 10-plus touchdown seasons.

CONSECUTIVE 10-PLUS TD SEASON BY A TE/NFL HISTORY

3 Rob Gronkowski	10 in 2010, 18 in 2011, 11 in 2012
2 Antonio Gates	13 in 2004 and 10 in 2005

SECOND ON PATRIOTS LIST TEAM LIST

MOST RECEIVING TOUCHDOWNS BY A PATRIOTS TIGHT END

Player	TD	Years
Ben Coates	50	1991-99
Rob Gronkowski	45	2010-Present
Russ Francis	28	1975-80, 87-88
Ben Watson	20	2004-09

MOST TD CATCHES BY A PATS TE

MOST TD CATCHES IN A SEASON BY A PATRIOTS TE

Player	Year	Rec	Yds	Avg	Lg	TD
Rob Gronkowski	2011	90	1327	14.7	52t	17
Ben Coates	1996	62	682	11	84t	9
Rob Gronkowski	2010	42	546	13	28	10

Gronkowski finished the 2011 season with 90 receptions, posting the 15th season with 90 or more receptions by a tight end.

SECOND TO ONE

Gronkowski finished the 2011 season with 18 overall touchdowns (17 receiving, 1 rushing), passing Curtis Martin (17 overall in 1996) for the second highest single-season total in Patriots history.

PATRIOTS RECORD BOOK / MOST TOUCHDOWNS IN A SEASON

Player	Season	TDs
Randy Moss	2007	23
Rob Gronkowski	2011	18
Curtis Martin	1996	17

FINDING A WAY TO SCORE

Since Rob Gronkowski entered the league in 2010, he has the highest touchdown reception per game percentage among players with at least 100 receptions and 15 touchdowns.

Player, Current Team	Rec	TD	Pct
Rob Gronkowski, New England	239	45	18.8
Eric Decker, Denver/N.Y. Jets	236	35	14.8
Vernon Davis, San Francisco	225	33	14.7

ALL-PURPOSE PLAYER

In 2011, Gronkowski became the second tight end in NFL history to rush for a touchdown, catch a touchdown, record a tackle and return a kickoff in the same season. Bo Scaife was the first to accomplish the feat in 2006 with Tennessee.

FASTEST TO 40 TOUCHDOWNS

Gronkowski scored his 40th touchdown reception on a 9-yard pass from Tom Brady at Carolina on Nov. 18, 2013 in his 47th NFL game, becoming the fastest tight end to reach 40 touchdowns.

FASTEST TO 40 TOUCHDOWNS RECEIVING/ TIGHT END

Player	Games to 40 touchdown receptions
Rob Gronkowski (NE)	47 Games
Jimmy Graham (NO)	61 Games
Antonio Gates (SD)	71 Games
Jerry Smith (WAS)	76 Games
Kellen Winslow SR. (SD)	92 Games
Dallas Clark (IND)	96 Games
Tony Gonzalez (KC)	101 Games

END ZONE DOUBLE DOWN

Gronkowski's seven games with two or more touchdowns in 2011 are an NFL record for a tight end. Antonio Gates (San Diego in 2004) and Jerry Smith (Washington in 1967) each had four two-touchdown games. Gronkowski has 12 such games in his NFL career.

MOST GAMES WITH 2+ TD RECEPTIONS/SEASON

8	Randy Moss (Patriots)	2007
7	Rob Gronkowski (Patriots)	2011
7	Cris Carter (Minnesota)	1995
7	Jerry Rice (San Francisco)	1987

SECOND-MOST TDS SINCE 2010

Gronkowski's 45 touchdown receptions since the start of the 2010 season are second, behind Calvin Johnson's 47. Gronkowski's 46 overall touchdowns are tied for sixth with LeSean McCoy, behind Adrian Peterson (50), Arian Foster (50), Marshawn Lynch (50) and Calvin Johnson (47).

MOST TOUCHDOWNS RECEPTIONS BY A TIGHT END SINCE 2010

Player	Touchdowns
Rob Gronkowski	45
Jimmy Graham	44
Vernon Davis	33
Antonio Gates	31
Tony Gonzalez	29
Jason Witten	25

MOST TOUCHDOWN RECEPTIONS SINCE 2010

Player	Touchdowns
Calvin Johnson	47
Rob Gronkowski	45
Jimmy Graham	44
Dez Bryant	43



PATRIOTS OFFENSIVE NOTES

GRONKOWSKI HAS 12 CAREER 100-YARD GAMES

Gronkowski registered his 12th career-100-yard game in Week 13 at Houston last season, compiling 127 yards on six receptions. He has the team mark for the most 100-yard games by a tight end.

MOST 100-YARD GAMES BY A PATRIOTS TIGHT END

Player	100-Yard Games
Rob Gronkowski	12
Ben Coates	9

ALL IN THE FAMILY

Gronkowski grew up playing football against his brothers in the backyard. Two of his brothers have NFL playing experience. Dan Gronkowski, finished the 2011 season with Cleveland after spending part of the season with the Patriots. He also spent time with Detroit (2009) and Denver (2010). Chris was with San Diego in 2013 after spending 2012 with Denver, 2010 with Dallas and 2011 with Indianapolis. The Gronkowskis are among 23 different sets of three brothers to have played in the NFL and join nine other families with at least three brothers in the NFL playing at the same time.

Family	Brothers	Yr. in NFL at Same Time
Gronkowski	Rob, Dan, Chris	2010-2011
Baldinger	Brian, Gary, Rich	1986-88, 90-92
Browner	Joey, Keith, Ross	1984-87
Olsen	Merlin, Phil, Orrin	1976
Saul	Rich, Bill, Ron	1970
Richardson	Gloster, Tom, Willie	1969
Rooney	Bill, Cobb, Joe	1924-27
Kinderdine	Hobby, Shine, Walt	1924
Nesser	Al, Frank, Fred, John, Phil, Ted	1921

IN GOOD COMPANY

In 2011, Rob Gronkowski joined Dallas Clark, Jimmy Graham, Tony Gonzalez and Todd Christiansen, as the only tight ends in NFL history with 90-plus receptions, 1,000-plus yards and 10-plus touchdown receptions in a single season.

TIGHT ENDS WITH 90-PLUS RECEPTIONS, 1000-PLUS YARDS AND 10-PLUS TOUCHDOWNS IN A SEASON

Player	Rec.	Yards	TDs	Year
Rob Gronkowski (NE)	90	1,327	17	2011
Jimmy Graham (NO)	99	1,310	11	2011
Dallas Clark (IND)	100	1,106	10	2009
Tony Gonzalez (KC)	96	1,058	10	2008
Todd Christensen (LAR)	92	1,247	12	1983

MOVING ON UP

Gronkowski's 6-yard touchdown in the second quarter at Miami on Sept. 7, 2014 was his 43rd career touchdown reception. He moved out of a tie with Gino Cappelletti (42) for the fourth-most touchdown receptions in team history. He now has 44 career touchdowns.

MOST PATRIOTS TOUCHDOWN RECEPTIONS/CAREER

67	Stanley Morgan
50	Ben Coates
	Randy Moss
45	Rob Gronkowski
42	Gino Cappelletti
39	Jim Colclough
38	Irving Fryar



AVERAGE AT BEST

Ridley has 612 rushing attempts for 2,681 yards for a 4.38-yard average to qualify for the team lead in rushing average.

HIGHEST AVERAGE RUSHING GAIN (CAREER) (450 ATTEMPTS)

Player	Average
Stevan Ridley	4.38, 2011-2014 (612-2,681)
Corey Dillon	4.22, 2004-06 (753-3,180)
Craig James	4.22, 1984-88 (585-2,469)
Kevin Faulk	4.17, 1999-11 (864-3,607)
Laurence Maroney	4.17, 2006-09 (582-2,430)

A NOSE FOR THE END ZONE

Since 2012, Stevan Ridley ranks fourth in the NFL and leads the AFC with 20 rushing touchdowns.

MOST RUSHING TOUCHDOWNS SINCE 2012

Player	Team	Rushing Touchdowns
Marshawn Lynch	Seattle	26
Alfred Morris	Washington	23
Adrian Peterson	Minnesota	22
Stevan Ridley	New England	20

1,000-YARD CLUB

Stevan Ridley reached 1,000 yards in 2012 to give New England its 15th 1,000-yard rushing season. He is the 12th Patriots player to reach 1,000 yards and his 1,263 yards was the fourth-most in franchise history.

PATRIOTS WITH 1,000 YARDS RUSHING IN A SEASON

Player	Yards	Year
Stevan Ridley	1,263	2012
BenJarvus Green-Ellis	1,008	2010
Corey Dillon	1,635	2004
Antowain Smith	1,157	2001
Robert Edwards	1,115	1998
Curtis Martin	1,160	1997
Curtis Martin	1,152	1996
Curtis Martin	1,487	1995
Leonard Russell	1,088	1993
John Stephens	1,168	1988
Craig James	1,227	1985
Tony Collins	1,049	1983
Sam Cunningham	1,015	1977
Jim Nance	1,216	1967
Jim Nance	1,458	1966



PATRIOTS OFFENSIVE NOTES

WR MATTHEW SLATER

LIKE FATHER LIKE SON

Matthew Slater is one of 10 sons of Hall of Fame members to be drafted in NFL history.

HALL OF FAME FATHERS WITH SONS DRAFTED IN THE NFL

Jackie Slater (class of 2001) – son, Matthew Slater (NE)

Bobby Bell (class of 1983) – son, Bobby Bell (NYJ)

Tony Dorsett (class of 1994) – son, Anthony Dorsett (HOU)

Bob Griese (class of 1990) – son, Brian Griese (DEN)

Russ Grimm (class of 2010) – son, Cody Grimm (TB)

Howie Long (class of 2000) – son, Chris Long (STL)

son, Kyle Long (CHI)

Bruce Matthews (class of 2007) – son, Jake Matthews (ATL)

Don Shula (class of 1997) – son, Mike Shula (TB)

Kellen Winslow (class of 1995) – son, Kellen Winslow (CLE)

ALL-STAR COMBINATION

Matthew Slater was voted to his third straight Pro Bowl in 2013. His father, Jackie Slater, went to seven Pro Bowls. The Slater family's 10 combined Pro Bowls are the second most among father-son contingents to have been voted to at least one Pro Bowl each.

MOST FATHER AND SON PRO BOWL SELECTIONS

Players	Pro Bowls
Archie (2), Peyton (13) and Eli Manning (3)	18
Jackie (7) and Matthew Slater (3)	10

SLATER'S EMERGENCE WAS SPECIAL

Bill Belichick acknowledged Matthew Slater's role as a gunner on special teams: "Matt is one of the best in the league," Belichick said. "Any time the punt return team has to double somebody, that makes it one less guy they can use somewhere else in the return. He almost always draws two guys out there unless they're in an eight-man rush. Most of the time, there's two guys out there — fourth-and-short, where they're trying to protect the box — but he draws a lot of double teams, and deservedly so. He does an outstanding job of covering punts."

ELECTED TEAM LEADER

Patriots wide receiver Matthew Slater has been named to three straight Pro Bowls (2011-13) for his special teams work, but perhaps more revealing of his value to New England is the fact that he has been elected a captain by his teammates for the fourth straight season in 2014.

The special teams ace was willing to share his advice on being a great captain with high school football players in a story published by *The Boston Globe*. "I think first and foremost, you have to be able to put others before yourself. Being a captain and leadership is about serving, and to me, that means a great deal of sacrifice — putting aside personal agendas for the greater common goal. Leadership is equated with sacrifice. I think you have to be willing to do whatever it takes for the unit to succeed. I think you need to lead by example. A lot of times, it's about what you do, not what you say."

SLATER ON BILL BELICHICK

"Guys have really bought into what we're trying to do here and believing in the goals that we've set to accomplish. We try not to acknowledge all the noise and hype surrounding ballgames. We prepare ourselves to have success by the way we work day-in and day-out on the field and in the meeting room, but it definitely starts with our leadership on this team."

T NATE SOLDER

2011 FIRST ROUND PICK NATE SOLDER

It only took a day for Nate Solder to decide to change from his lifelong position of tight end to tackle after playing his freshman year at Colorado as a tight end. "My coaches came to me and said, 'You'd be an all right tight end, but you'd be an even better tackle,'" he told the *Boston Globe*. "I've always wanted to be great, so that's why I moved to tackle."

He added over 30 pounds after his redshirt freshman season and was named the team's starting left tackle. He played in 2,540 of 2,542 offensive plays over the next three seasons at Colorado and became an immediate contributor on the Patriots offensive line at right tackle as a rookie before moving to left tackle.

WR KENBRELL THOMPKINS

THOMPKINS' SPECIAL CONNECTION

Florida judge Dennis Murphy will never forget Kenbrell Thompson. This is especially true now, as Murphy keeps an autographed picture of Thompson on his desk from Thompson's playing days at El Camino Community College. The picture was a gift from Thompson, who has Murphy to thank for granting him special probation conditions after a drug charge in 2007 that allowed Thompson to leave his crime-riddled neighborhood in Miami, Fla. and attend El Camino. "I'm a firm believer in giving youth a chance to try and turn it around," Murphy told *The Boston Globe*.

After being arrested seven times between the ages of 15 and 18, Thompson excelled at El Camino and went on to play at the University of Cincinnati en route to fulfilling his NFL dream. Thompson earned his degree from Cincinnati in criminal justice.

RB SHANE VEREEN

VEREEN SETS TWO RECORDS IN ONE GAME

Shane Vereen had 12 receptions for 153 yards vs. Cleveland on Dec. 8, 2013, setting a single-game franchise record for most receptions and most receiving yards by a running back.

MOST RECEIVING YARDS BY A PATRIOTS RUNNING BACK/SINGLE GAME

Player	Game	Yards
Shane Vereen	vs. Cleveland (12/08/13)	153
Dick Christy	vs. Oakland (11/04/60)	124
Joe Johnson	vs. Houston (11/25/60)	123

MOST RECEPTIONS BY A PATRIOTS RUNNING BACK/ SINGLE GAME

Player	Game	Rec.
Shane Vereen	vs. Cleveland (12/08/13)	12
Kevin Faulk	vs. Tampa Bay (09/03/00)	11
Leroy Thompson	vs. Minnesota (11/13/94)	11
Tony Collins	vs. Philadelphia (11/29/87)	11



PATRIOTS DEFENSIVE NOTES

SIXTH NFL RUNNING BACK TO POST 150 YARDS RECEIVING IN A SINGLE GAME IN THE LAST 10 SEASONS

Player	Team	Yards
Jamaal Charles (2013)	Kansas City	195
Brain Westbrook (2004)	Philadelphia	156
Jahvid Best (2010)	Detroit	154
Shane Vereen (2013)	Patriots	153
Darren Sproles (2014)	Philadelphia	152
Matt Forte (2010)	Chicago	151



RYAN WENDELL LEADS THE NFL IN PLAY SNAPS IN 2012

Ryan Wendell played a league-high 1,249 snaps in 2012 and it helped earn him a spot on the USA Today All-Joe team. Said Wendell: "I think first it says a lot about the organization, our training staff and our strength training coaches, that they do everything they can all season and all off-season and during the spring to keep us healthy throughout the whole season. I think it says more about them than it does about me individually."



WHAT'S IN A NUMBER?

When Arrington was first making the transition from Hofstra to the NFL in 2008, he was assigned jersey No. 42. At that point in his career, he was cut by both the Eagles and Buccaneers. When Arrington first arrived in New England as a practice squad player in 2009, he initially donned No. 27. But when No. 24 became available, a result of Jonathan Wilhite leaving in free agency after the 2010 season, Arrington pounced on it.

The reason is that it reflects how he's flipped his NFL fortunes – from a No. 42 struggling to hang on to a No. 24 who has carved out a role on a winning team. Arrington moved from 24 to 25 in an agreement with Adrian Wilson in 2013 to accommodate the veteran's desire to keep the same jersey he had worn during his 12-year NFL career.



JAMIE COLLINS' JOURNEY

The road to the NFL has been anything but easy for linebacker and 2013 second-round draft pick Jamie Collins. The youngest of five siblings growing up in Meadville, Miss., Collins lost both of his parents when he was six years old and was raised by one of his sisters, who was in her mid 20s.

Collins turned to football as an outlet to help him through the tough times. "It means a lot. It's my living," Collins told the *Boston Herald*. "It kept me on track." Collins' resiliency in dealing with adversity has made a lasting impact on fellow Mississippi native Stevan Ridley, who grew up 30 miles west of Meadville in Natchez, Miss., and got to know Collins through a family friend. "What I've known about him, he really has been a strong person," Ridley told the Herald. "Anybody that's gone through the thing that he's gone through and can still find a way to be successful on the football field, you have to be mentally tough. That's what he's kind of done as a teammate here. He's come in here and accepted his role and did a pretty good job as a rookie."



EASLEY REGISTERS FIRST INT

2014 first round draft pick Dominique Easley registered his first NFL interception in the fourth quarter off QB Matt Cassel at Minnesota (09/14/14). It was his first interception since high school.



PATRIOTS DEFENSIVE NOTES



WEARING BRUSCHI'S JERSEY #54

As a first round draft pick, Dont'a Hightower is used to high expectations. Hightower went to training camp with jersey #45 but was switched to jersey #54 prior to the start of his rookie year in 2012. Former LB Tedy Bruschi wore #54 for 13 seasons.

Hightower understands the importance of the number and hopes to live up to its legacy. "I definitely feel honored to be able to wear this number," Hightower said. "I've read that Tedy didn't want it to be retired and he hoped another linebacker would come in and be able to wear this number and be able to play as well. I feel honored. Tedy was a great player, and he means a lot to this organization. I'm definitely proud to be able to wear this number."

HIGHTOWER HAS A CAREER FIRST

LB Dont'a Hightower registered his first career two-sack game at Minnesota (09/14/14).



FOLLOWING IN BROTHERS' FOOTSTEPS

Chandler Jones has two brothers, Arthur, a fifth-round NFL Draft selection by the Baltimore Ravens in 2010 (currently with the Indianapolis Colts), who was a Syracuse defensive tackle, and Jon "Bones" Jones, a UFC fighter and the reigning Lightweight Champion.

RACKING UP SACKS

Chandler Jones reached a career high with 11½ sacks in 2013. He had six sacks as a rookie in 2012 and has 2 ½ sacks so far in 2014.

MOST SACKS IN THE FIRST THREE SEASONS/PATRIOTS HISTORY

Player	Seasons	Sacks
Garin Veris	1985-87	28.0 (10.0, 11.0, 7.0)
Andre Tippett	1982-84	27 (0, 8.5, 18.5)
Willie McGinest	1994-96	25 (4.5, 11, 9.5)
Chris Slade	1993-95	22.5 (9.0, 9.5, 4.0)
Brent Williams	1993-95	20 (7.0, 5.0, 8.0)
Chandler Jones	2012-14	20. (6.0, 11.5, 2.5)

JONES PILED UP SACKS IN 2013

Jones finished the 2013 season with 11½ sacks on the year. The Patriots have now had a player finish with 10 or more sacks in a season 15 times in team history.

PATRIOTS 10-PLUS SACK SEASONS

Sacks	Player	Year
12.0	Tony McGee	1977
10.0	Bobby Hamilton	1977
11.5	Tony McGee	1978
10.5	Tony McGee	1979
18.5	Andre Tippett	1984
16.5	Andre Tippett	1985
10.0	Garin Veris	1985
11.0	Garin Veris	1986
12.5	Andre Tippett	1987
11.0	Willie McGinest	1995
12.5	Mike Vrabel	2007
10.0	Tully Banta-Cain	2009
10.0	Mark Anderson	2011
10.0	Andre Carter	2011
11.5	Chandler Jones	2013

DEFENSIVE PLAYER OF THE WEEK

Chandler Jones was named AFC Defensive Player of the Week for his performance in the Patriots' 30-7 victory at Minnesota on Sept. 14. It is the first time in Jones' career that he has received an AFC Player of the Week honor. He was named AFC Defensive Player of the Month for November last season and NFL Defensive Rookie of the Month in September 2012.

Jones blocked a 48-yard field goal attempt and returned it 58 yards for a touchdown to give New England a 24-7 halftime lead. He also finished the game with eight total tackles and his fifth career two-sack game.

The last time the Patriots earned an AFC Defensive Player of the Week honor was Week 10 of the 2011 season when Andre Carter tied a team record with four sacks at N.Y. Jets (11/13/11).

JONES ACHIEVES TRIFECTA

DL Chandler Jones blocked a second-quarter Minnesota 48-yard field goal attempt, recovered the loose ball and returned it 58 yards for a touchdown. It is the fifth blocked field goal returned for a touchdown in Patriots history and the first returned for a touchdown since S Patrick Chung blocked a field goal attempt that was returned 35 yards for a touchdown by DB Kyle Arrington at Miami on Oct. 4, 2010. It is the second field goal block by Jones. He blocked a 39-yard attempt vs. Miami on Oct. 27, 2013. It is Jones' second career touchdown. He recovered an errant shotgun snap squibbed into the end zone at Baltimore on Dec. 22, 2013.



PATRIOTS DEFENSIVE NOTES

MULTIPLE SACKS FOR JONES

Jones finished with his fifth career two-sack game at Minnesota (09/14/14). He had three two-sack games in 2013.



THIRD TEAM'S A CHARM

Chris Jones had an early introduction to failure in the NFL. Taken behind 37 other defensive linemen in the 2013 NFL Draft, the defensive tackle was cut by two teams over a span of just 11 days. After selecting him in the sixth round with the 198th overall pick, the Houston Texans cut Jones on Aug. 31. Jones signed with the Tampa Bay Buccaneers on Sept. 1, but lasted only 10 days, as the Buccaneers released him on Sept. 10. Rather than be deterred by these early disappointments, however, Jones maintained a positive outlook when he signed with the Patriots on Sept. 11, and it has paid off in a big way. Thrust into a starting role after key injuries to the defensive line, Jones finished his rookie season with six sacks.

Jones' sudden success may have come as a surprise to some, but not to Dave Clawson, Jones' college coach at Bowling Green. Jones was part of Clawson's first recruiting class and blossomed into an All-American and two-time captain for the Falcons. "It's hard to talk about Chris without getting a little bit emotional," Clawson told the *The Boston Herald*, "because he was that special of a player and person in our program."



MAYO A TACKLING MACHINE

Jerod Mayo had his fifth straight 100-tackle season and his second season with over 180 total tackles after finishing the 2012 season with 184 tackles, the fifth-highest single season tackle total in franchise history. Mayo registered at least 10 tackles in 10 games, including a season-high of 20 vs. the New York Jets (10/28/12). He matched his career-best with 10 games with 10 tackles.



PATRIOTS SINGLE SEASON TACKLE LEADERS ALL-TIME

Year	Player	Tackles
1983	LB Clayton Weishuhn	229
1984	LB Steve Nelson	207
2010	LB Jerod Mayo	193
1980	LB Steve Nelson	186
2012	LB Jerod Mayo	184

MAYO TIES TEAM MARK

Jerod Mayo has led the Patriots in tackles in every season he has played except for the 2013 season when he was limited to six games due to injury. He enters this week leading the team with 39 total tackles.

Most years Leading the Patriots in Tackles

5 Jerod Mayo (2008, 2009, 2010, 2011, 2012)
5 Vincent Brown (1991, 1992, 1993, 1994, 1995)
5 Steve Nelson (1979, 1980, 1982, 1984, 1985)

YOUNG LEADER

Jerod Mayo learned knowledge and discipline are the keys to success while spending afternoons with his three brothers under the supervision of their grandfather, Walter Johnson, a retired Air Force veteran of 30 years. While Mayo's mother worked two jobs, Johnson taught the boys discipline, responsibility and the value of life. Those lessons helped Mayo develop a work ethic and demeanor that has earned him the nickname of "Old Soul" from his teammates. His leadership skills and talent helped him become only the second Patriot to be named AFC Rookie of the Year, earning that title in 2008 to join Michael Haynes (1976).

MAYO ON TEAM SUCCESS

Mayo, who serves as a defensive co-captain for New England, says the team's continued success is a result of the entire organization working towards one common goal.

"If you want to be a good football team, you'll never be stuck in rush-hour traffic," says Mayo. "You are the first one here and the last one to leave. I think guys really buy into that, guys that come from other teams, I think they follow the lead of the bulk of this team."



PATRIOTS DEFENSIVE NOTES



DOUBLE TROUBLE: DB DEVIN McCOURTY

After being selected by the Patriots in the first round of the 2010 NFL Draft, DB Devin McCourty became part of a select group in league history. McCourty's identical twin brother, Jason, is a cornerback with Tennessee, selected in the sixth round of the 2009 NFL Draft. The two are the 12th set of twins to play in the NFL. Devin redshirted for the 2005 season and therefore was a year behind his brother in eligibility. McCourty is the second twin to suit up for the Patriots, after CB Kato Serwanga was a member of the team from 1998-2000. His twin brother, Wasswa, played for San Francisco and Minnesota from 1999-2001. According to McCourty's mother, the two can only be told apart by tiny scars on their faces left by chickenpox. The McCourty twins are one of two active sets of twins playing in the NFL.

[Current Twins Playing in the NFL](#)

Devin (NE) and Jason McCourty (TEN)

Maurkice (PIT) and Mike Pouncey (MIA)

McCOURTY GOES LONG

Devin McCourty had a 104-yard kickoff return for a touchdown vs. N.Y. Jets (10/21/12), the second longest kickoff return in team history. Ellis Hobbs has the longest in team history with a 108-yard return for a touchdown at N.Y. Jets on Sept. 9, 2007. He was named AFC Special Teams Player of the Week for his performance.

[Longest Kickoff return in Patriots History](#)

Ellis Hobbs 108TD at New York Jets (09-09-07)

Devin McCourty 104TD vs. New York Jets (10-21-12)

IN GOOD COMPANY

Devin McCourty earned Associated Press All-Pro Second Team honors at safety in 2013. He also earned Second Team All-Pro Honors as a rookie in 2010 when he played cornerback. McCourty joins Pro Football Hall of Famers Rod Woodson and Ronnie Lott as the only NFL players to earn All-Pro honors at both safety and cornerback.


McCOURTY REGISTERS CAREER LONG

DB Devin McCourty returned a first quarter interception 60 yards to the Minnesota (09/14/14) 1-yard line to set up a Patriots touchdown. It is the longest interception return of his career. He had a 50-yard return as a rookie in 2010 at Detroit (11/25) on Thanksgiving Day.



A NOSE FOR THE FOOTBALL

Ninkovich has more opponent fumble recoveries (11) over the last five seasons (2010-2014) than any other NFL player. Chicago's Brian Urlacher (retired) and Vince Wilfork are second during that time with seven opponent fumble recoveries.



WHERE DID HE COME FROM?

Rob Ninkovich's journey to the Patriots was not easy. He entered the league as a fifth-round pick by the Saints in 2006 and was waived four times by New Orleans and Miami before landing in New England on Aug. 2, 2009. He spent the 2009 offseason trying to make the New Orleans team as a long snapper. Before coming to the Patriots, he had appeared in just eight games over three seasons. He doubled that total in his first year in New England, appearing in 15 games in 2009 and his role on the team has grown since, earning a starting role at linebacker in 2010 and 2011 before moving to a starting role on the defensive line in 2011.

CRAZY EIGHTS

Ninkovich tied a career-high with eight sacks in 2013. He also had eight sacks in 2012. Ninkovich is the first Patriots player with back-to-back seasons with at least eight sacks since Willie McGinest in 1995 (11) and 1996 (9.5). He is the only player to accomplish the feat during Belichick's tenure as head coach in New England.

NINKOVICH SCORED AS A TE IN COLLEGE

Ninkovich played some at tight end in college at Purdue and caught two touchdown passes with a 2-yard touchdown pass from Buffalo QB Kyle Orton and a 1-yard touchdown pass from former New York Giants and Indianapolis QB Curtis Painter.



PATRIOTS DEFENSIVE NOTES

CB DARRELLE REVIS

HOMETOWN PATRIOTS CONNECTION

Revis and former Patriots CB Ty Law are close friends, having both grown up in Aliquippa, Pa.. Revis considers Law a close family friend. He sees Law as somewhat of an adviser.

"Ty has been a mentor through my whole life. He's a very close friend to my family. I talk to Ty all the time - about life and football. I'm just happy he's on my side and I can bounce questions off of him and ask him certain things because he has a lot of experience. Ty's always there in my corner to help me whether it's football or life. I thank Ty for that."

LEAGUE LEADER

Darrelle Revis leads the NFL in passes defended since entering the league in 2007.

RANK	PLAYER	PD
1	Darrelle Revis	112
2	Tramon Williams	106
2	Deangelo Hall	105
4	Dominique Rodgers-Cromartie	103

GAME CHANGER

Darrelle Revis has 22 career regular-season interceptions - four of which have either sealed a win or led to a game-winning score.

GAME SAVING INTERCEPTIONS

9/7/08 at Miami **W** **20-14**

The Dolphins were driving deep into Jets territory late in the fourth quarter when Revis intercepted Miami QB Chad Pennington in the end zone with :10 left to secure the win.

12/3/09 at Buffalo **W** **19-13**

The Bills had possession down by six points with 2:32 left when Revis picked off Bills QB Ryan Fitzpatrick on a deep pass intended for WR Terrell Owens. New York ran out the clock with four kneel downs.

9/11/11 Dallas **W** **27-24**

With the score tied at 24 with under one minute in the fourth quarter, Revis intercepted a Tony Romo pass intended for Dez Bryant and returned the pick 20 yards into Dallas territory to set up the game-winning field goal.

11/11/13 vs. Miami **W** **22-19**

With 1:44 remaining, Dolphins QB Ryan Tannehill threw a deep pass intended for WR Mike Wallace that was picked off by Revis in Buccaneers territory. Tampa Bay took possession and ran out the clock for the victory.

DB LOGAN RYAN AND DB DURON HARMON

CLASSMATES REUNITE IN NEW ENGLAND

Defensive backs Logan Ryan and Duron Harmon are used to working together. Ryan and Harmon began their college football careers together as members of the same recruiting class at Rutgers University and developed a close friendship during their four years in Piscataway, N.J. As fate would have it, Ryan and Harmon would begin their NFL journeys together as well when the Patriots selected the two defensive backs just eight picks apart in the third round of the 2013 NFL Draft.

Reunited once again, the former Scarlet Knights are excited and eager to make their mark, just as they did at Rutgers. "We talked before the draft and said how good it would be to play on the same team again, and for it to happen again, it's exciting and it's a blessing," Harmon told *The Boston Globe*. "It's great [we're contributing], because at the end of the day you want to play, and to contribute to a team like this, it's fun."

RYAN'S FIRST PICK FOR SIX

Ryan returned his first NFL interception 79 yards for a touchdown N.Y. Jets on Oct. 20, 2013. The last Patriots player to return their first career interception for a touchdown was Kyle Arrington in 2010. The last rookie Patriots player to return their first career interception for a touchdown was James Sanders in 2005:

PATRIOTS PLAYERS TO RETURN THEIR FIRST CAREER INT FOR A TD

Season	Player	INT TD Yds
2013	Logan Ryan	79
2010	Gary Guyton	59
2010	Kyle Arrington	36
2005	James Sanders	39
2003	Asante Samuel	55
1999	Andy Katzenmoyer	59
1996	Willie McGinest	46
1992	Chris Singleton	82
1967	John Charles	35
1963	Jim Hunt	78
1961	Don Webb	27

RYAN RETURNS... TO SCHOOL

When Logan Ryan decided to leave Rutgers and enter the NFL Draft after his redshirt junior season in 2012, he made a promise to his parents that after his rookie year, he would return to school and earn his degree.

Ryan kept his promise and graduated in the spring of 2014 with a degree in labor relations and a minor in psychology.

"I committed to Rutgers, not only as a football player, but as a student, so I was going to make sure I finished that end too," Ryan told NJ.com.

"It's a big accomplishment in my life. I held my word to my parents and stuck with it and I'm fortunate. It took a lot of work, but I was able to go back and finish and walk in graduation."



PATRIOTS DEFENSIVE NOTES

FIRST NFL SACK RESULTS IN TURNOVER

Ryan forced a fumble on his first NFL sack vs. Miami (10/27/13), a week after returning his first career interception for a touchdown. Ryan strip-sacked Ryan Tannehill, forcing a fumble recovered by Rob Ninkovich that led in to a touchdown. The play marked the second time in as many weeks that a Ryan turnover led to Patriots points.



SPECIAL FATHER-SON DUO

Joe Vellano and his father, Paul, are one of only four father-son duos to be named All-Americans at the same Division 1 school. Paul Vellano was drafted in the 14th round of the 1974 NFL Draft by the Chicago Bears and played in the World League in 1974 and 1975 for the Florida Blazers in 1974 and then with the San Antonio Wings in 1975 when the franchise relocated.

<i>Father/Son Duo</i>	<i>School</i>
Paul and Joe Vellano	Maryland
Eli and Archie Manning	Mississippi
Kevin and Drew Butler	Georgia
Lee and Travis McGriff	Florida



REASONS FOR TEAM SUCCESS

Patriots Pro Bowl DL Vince Wilfork, who has served as a defensive captain for the Patriots for seven straight seasons, says the team's continued success is a result of the entire organization working towards one common goal:

"The Patriots are all about team, family and smart football players. They try to get good people here from coaches to guys who work in the front office to guys who put on this uniform. I think everybody has to have one goal in mind, and that's to be together. When you get an organization together that is seeking one goal, you can be pretty successful."

SEALED WITH A PICK

Vince Wilfork notched his third career interception (second vs. Oakland) when he snared a pass that had been deflected in the final minute of the game. The play came with the Raiders having gained a first-and-goal and with Oakland trailing by seven points. Wilfork's last interception was also against Oakland, coming in a 31-19 New England victory in Oakland on Oct. 2, 2011.

THIRD TIME'S A CHARM

Vince Wilfork became the franchise's all-time leader in interceptions by a defensive lineman following his INT vs. Oakland. Wilfork became the first Patriots defensive lineman to have three interceptions.

PATRIOTS RECORD BOOK / MOST INTERCEPTIONS BY A DEFENSIVE LINEMAN

<i>Player</i>	<i>Yrs</i>	<i>Int</i>	<i>Yds</i>
Vince Wilfork	2004-2014	3	48
Anthony Pleasant	2001-2003	2	0
Richard Seymour	2001-2008	2	6
Henry Thomas	1997-2000	2	40





PATRIOTS SPECIAL TEAMS NOTES

K STEPHEN GOSTKOWSKI

NFL POINTS LEADER IN 2013

Stephen Gostkowski finished first in the NFL in 2013 with 158 total points, a single-season career-high and a Patriots team record. His previous best was 153 points in 2012. Gostkowski surpassed the 155 total points scored by Gino Cappelletti in 1964.



Patriots Record for Most Points in a Season

158	Stephen Gostkowski, 2013
155	Gino Cappelletti, 1964 (includes 7 TDs)
153	Stephen Gostkowski, 2012
148	Stephen Gostkowski, 2008
147	Gino Cappelletti, 1961
143	Stephen Gostkowski, 2011

NFL Record for Most Points by a Kicker

166	David Akers (SF) in 2011
164	Gary Anderson (MIN) in 1998
163	Jeff Wilkins (STL) in 2003
161	Mark Moseley (WAS) in 1983
158	Stephen Gostkowski (NE) in 2013
157	Mike Vanderjagt (Indianapolis) in 2003
153	Stephen Gostkowski (NE) in 2012

THREE-TIME LEAGUE LEADER

Gostkowski led the NFL with 158 total points in 2013, in 2008 with 148 points and in 2012 with 153 points. He is one of six players to lead the NFL in scoring for at least three seasons.

NFL Record for Most Seasons Leading the League in Scoring

5	Don Hutson Green Bay (1940-44)
5	Gino Cappelletti Patriots (1961, 1963-66)
3	Stephen Gostkowski (2008, 2012, 2013)
3	Earl Clark, Portsmouth (1932), Detroit (1935-36)
3	Pat Harder, Chicago Cardinals (1947-49)
3	Paul Hornung, Green Bay (1959-61)

GOSTKOWSKI BREAKS HIS OWN TEAM RECORD

Gostkowski tied for the NFL lead with Baltimore's Justin Tucker with 38 field goals in 2013, breaking his own franchise record for most field goals in a season. He originally set the franchise record with 36 field goals in 2008.

MOST FIELD GOALS MADE IN A SEASON/ PATRIOTS

Player	Field Goals	Year
Stephen Gostkowski	38	2013
Stephen Gostkowski	36	2008
Tony Franklin	32	1986
Adam Vinatieri	31	2004
Adam Vinatieri	31	1998

ON THE MARK IN 2013

Gostkowski made 38-of-41 field goal attempts for a 92.7 field goal percentage in 2013, the second-best percentage for a single season in team history.

PATRIOTS BEST FIELD GOAL PCT./SEASON

(Minimum 30 Attempts)				
Player	Years	FGM	FGA	Pct.
Adam Vinatieri	2004	31	33	.939
Stephen Gostkowski	2013	38	41	.927
Stephen Gostkowski	2008	36	40	.900
Adam Vinatieri	2002	27	30	.900

FIFTH-MOST FGs IN A SEASON

MOST FIELD GOALS MADE IN A SEASON/NFL

Player	Field Goals	Year
David Akers (San Francisco)	44	2011
Neil Rackers (Arizona)	40	2005
Olindo Mare (Miami)	39	1999
Jeff Wilkins (St. Louis)	39	2003
Stephen Gostkowski (Patriots)	38	2013
Justin Tucker (Baltimore)	38	2013

EVEN STEPHEN

Since joining the Patriots as a fourth-round draft choice in 2006, Gostkowski has connected on 86.1 percent of his regular-season field goal attempts, the best field goal percentage in Patriots history.

PATRIOTS ALL-TIME LEADERS / FIELD GOAL PCT.

(Minimum 50 Attempts)				
Player	Years	FGM	FGA	Pct.
Stephen Gostkowski	2006-14	216	251	.861
Adam Vinatieri	1996-05	263	321	.819
Matt Bahr	1993-95	55	72	.764

THIRD PATRIOT TO REACH 1,000

Gostkowski became the third Patriots player to reach 1,000 points when he reached the milestone at Baltimore on Dec. 22, 2013.

MOST POINTS/ PATRIOTS HISTORY

Player	Points
Adam Vinatieri (1996-05)	1,158
Gino Cappelletti (1960-70)	1,130
Stephen Gostkowski (2006-14)	1,055
John Smith (1974-83)	692

1,000-POINT BENCHMARK

Stephen Gostkowski (1,055) reached the 1,000 point mark in only his 119th career game. He is the only kicker in NFL history to reach 1,000 career points in less than 120 career games played.

KICKERS TO REACH 1,000 POINTS IN FEWEST GAMES:

Player	Points	Games
Stephen Gostkowski	1,009	119
Mike Vanderjagt	1,004	126
Jason Elam	1,003	132
Ryan Longwell	1,002	136
Jan Stenerud	1,002	136



PATRIOTS SPECIAL TEAMS NOTES

ON THE MARK

Stephen Gostkowski's 86.1 field goal percentage is fourth-best among NFL kickers all-time.

Player	Years	FGM	FGA	Pct.
Mike Vanderjagt	1998-06	230	266	86.5
Robbie Gould	2005-14	239	277	86.3
Nate Kaeding	2004-12	181	210	86.2
Stephen Gostkowski	2006-14	216	251	86.1
Steven Hauschka	2008-14	102	119	85.7
Rob Bironas	2005-13	239	279	85.7
Shayne Graham	2001-14	251	294	85.4
Matt Bryant	2002-14	261	308	84.7
Phil Dawson	1999-13	231	337	84.5

MOST 50-YARD FIELD GOALS IN TEAM HISTORY

Gostkowski is 12-of-16 from 50 yards or more as a member of the Patriots and has the most 50-yard field goals in New England history.

PATRIOTS RECORD FOR MOST 50 YARD FIELD GOALS

Player	Years	FGM	FGA	Pct.
Stephen Gostkowski	2006-13	12	16	75.0
Adam Vinatieri	1996-2005	8	17	47.1
Tony Franklin	1984-87	3	6	50.0

TWO FROM 50-PLUS

Gostkowski drilled a 51-yard field goal and a 53-yarder vs. Arizona [9/16/12] and connected on two 53-yard field goals at Houston on [12/1/13]. He is the first Patriots player to have two 50-yard field goals in the same game.

GOSTKOWSKI KICKS CAREER-LONG FG

Gostkowski connected on a career-long 54-yard field goal vs. New Orleans [10/13/13]. His previous long was a 53-yard field goal, which he has done five times - vs. Tampa Bay [9/22/13], vs. Arizona [9/16/12], at Denver [10/11/09] and twice at Houston [12/01/13].

MOST 50-YARD FGs IN A SEASON

Gostkowski was 5-of-6 on 50 yard field goals in 2013, the most by a Patriots player in a single season. Matt Bahr (2 in 1995), Greg Davis (2 in 1989), Tony Franklin (2 in 1985), Adam Vinatieri (2 in 1998) and Gostkowski (2 in 2009 and 2012) had two in a season. The NFL record for most successful 50 yard field goals in a season is 10 by Blair Walsh in 2012 with Minnesota.

200 FIELD GOAL PLATEAU

Stephen Gostkowski's 50-yard field goal in the fourth quarter vs. Cleveland [12/8/13] was his 200th field goal for the Patriots, joining Adam Vinatieri (262) as the only players in Patriots history with 200 or more field goals. Gostkowski now has 216 career field goals.

AFC SPECIAL TEAMS PLAYER OF THE MONTH

Gostkowski was named AFC Special Teams Player of the Month for October by the National Football League in 2013. It is the second time in his career that he has received the AFC Special Teams Player of the Month honor, including October 2008. Gostkowski was a perfect 9-of-9 on field goal attempts in the month of October, including a career-long of 54 yarder in the 30-27 win vs. New Orleans [10/13/13]. He totaled 36 of the Patriots' 90 points for the month.

CLUTCH IN THE FOURTH

Gostkowski has converted 27 straight fourth-quarter field goals. For his career, Gostkowski is 66-of-68 on field goals in the fourth quarter.

GOSTKOWSKI EXTENDS TEAM MARK

Gostkowski has now scored at least one point in 111 games, a franchise record. He broke a tie with Adam Vinatieri and John Smith for the all-time lead with 102 consecutive games scoring in the win vs. Denver on Nov. 24, 2013.

Patriots Record for Most Consecutive Games Scored

111	Stephen Gostkowski (12/17/06-present)
101	Adam Vinatieri [11/24/96-12/29/02]
101	John Smith [09/28/75-10/02/80]

GOSTKOWSKI GAME WINNERS

Gostkowski has four career regular-season game-winning kicks and one in the playoffs.

GOSTKOWSKI'S CAREER GAME-WINNING FIELD GOALS

TIME LEFT	DISTANCE	FINAL SCORE	OPP	DATE
3:12 4th	53	34-31	HOU	12/01/2013
1:56, OT	31	34-31	DEN	11/24/2013
0:05, 4th	35	23-21	BUF	09/08/2013
1:56, OT	35	23-20	BAL	10/17/2010
1:10, 4th	31	24-21	SD	01/14/2007*

*Postseason

CONSECUTIVE EXTRA POINTS

Stephen Gostkowski is fourth in NFL history for most consecutive extra points made.

Most Consecutive [Kicking] Points After Touchdown

422	Matt Stover, Baltimore, 1996-2008; Indianapolis, 2009
371	Jason Elam, Denver, 1993-2002
371	Jeff Wilkins, St. Louis, 1999-2007
368	Stephen Gostkowski, New England, 2006-present
359	Jay Feely, Atlanta, 2002-04; N.Y. Giants, 2005-06; Miami, 2007; N.Y. Jets, 2008-09; Arizona, 2010-2013



PATRIOTS REFERENCE NOTES

IN A RUSH FOR THE END ZONE

Since 2003, the Patriots are one of only two teams (San Diego) to average more than one rushing touchdown per game, with 200 scores in 180 games. The ground game kept up its torrid pace in 2013, finishing first in the AFC with 19 rushing touchdowns in 16 games.

RUSHING TOUCHDOWNS SINCE 2003 (REGULAR SEASON)

New England	200
San Diego	191
Minnesota	179
Kansas City	178
N.Y. Giants	170
Philadelphia	168
Carolina	167

ANNUAL ACHIEVEMENT

The Patriots won more than half of their games for the 13th straight year in 2013. They are the first team to win more than half of their games in 13 straight seasons since free agency began in 1993.

MOST CONSECUTIVE WINNING SEASONS (since 1970 merger)

San Francisco (1983-98)	16
Dallas (1970-85)	16
New England (2001-13)	13
Oakland (1970-80)	11

MOST CONSECUTIVE WINNING SEASONS ALL-TIME

Dallas (1966-85)	20
San Francisco (1983-98)	16
Oakland (1965-80)	16
Chicago (1930-44)	15
Green Bay (1934-47)	14
New England (2001-13)	13
Cleveland (1957-69)	13

TO THE NINES

The Patriots are the only team in the NFL to have recorded nine or more wins in each of the last 13 seasons.

MOST SEASONS OF 9+ WINS SINCE 2001

New England	13
Indianapolis	11
Baltimore	9
Green Bay	9
Pittsburgh	9
Philadelphia	9

PATRIOTS WIN 10 AGAIN

New England has reached at least 10 regular-season wins for 11 consecutive seasons, joining San Francisco (16) as the only teams to accomplish the feat.

<u>Team</u>	<u>Years</u>	<u>Consecutive Seasons with 10+ Wins</u>
San Francisco	1983-1998	16
New England	2003-present	11
Indianapolis	2002-2010	9

FORCING THE ISSUE

The Patriots lead the NFL with a +160 turnover margin since the 1994 season.

NFL TURNOVER MARGIN SINCE 1994

<u>Rank</u>	<u>Team</u>	<u>Turnover Margin</u>
1.	New England	+160
2.	Kansas City	+94
3.	Green Bay	+78

WHAT'S THE POINT?

During the past 14 seasons, the Patriots defense has always ranked higher in points allowed than in yards allowed except for 2007 when both ranked fourth.

	<u>Avg. Points Allowed</u>	<u>Avg. Yds Allowed</u>
2013	21.1 (10)	373.1 (26)
2012	20.7 (9t)	373.3 (25)
2011	21.4 (15)	411.1 (31)
2010	19.6 (8)	365.5 (25)
2009	17.8 (5)	320.2 (11)
2008	19.3 (8)	309.0 (10)
2007	17.1 (4)	288.3 (4)
2006	14.8 (2)	294.4 (6)
2005	21.1 (17)	330.2 (26)
2004	16.3 (2t)	310.6 (9)
2003	14.9 (1)	291.6 (7)
2002	21.6 (17)	336.1 (23)
2001	17.0 (6)	334.5 (24)
2000	21.1 (17)	334.6 (20)

NFL'S ROAD WARRIORS

Since the start of the 2000 season, the Patriots have the best regular-season road record.

<u>TEAM</u>	<u>RECORD</u>	<u>PCT.</u>
New England	74-41	.643
Philadelphia	71-42-1	.623
Indianapolis	69-45	.605
Pittsburgh	65-49	.570

DIVISIONAL DOMINANCE I

The Patriots have the highest winning percentage vs. division opponents from November until the end of the season since 2002.

<u>Team</u>	<u>W</u>	<u>L</u>	<u>T</u>	<u>Pct.</u>
New England	32	8	0	.800
Indianapolis	33	10	0	.767
San Diego	31	11	0	.738
Pittsburgh	33	14	0	.702
Green Bay	32	14	1	.691



PATRIOTS REFERENCE NOTES

DIVISIONAL DOMINANCE II

The New England Patriots own a 63-18 (.778) record in regular season AFC East games since the beginning of the 2001 season, compiling the best intra-division record of any team in the NFL.

NFL'S TOP DIVISIONAL RECORDS SINCE 2001

Team	W	L	T	Pct.
New England Patriots	63	18	0	.778
Indianapolis Colts	59	23	0	.720
Green Bay Packers	57	24	1	.695
Pittsburgh Steelers	58	26	0	.690

AFC EAST DIVISIONAL RECORDS SINCE 2001

Team	W	L	T	Pct.	Div. Titles	Years
New England	63	18	0	.778	11	2001, 03-07, 09-13
New York Jets	39	41	0	.488	1	2002
Miami	34	48	0	.415	1	2008
Buffalo	27	54	0	.333	0	—

NOTES: The Indianapolis Colts were members of the AFC East in 2001 and compiled a 3-5 divisional record that season. In 2002, the Patriots and Jets both finished with a 9-7 overall record and a 4-2 divisional record, but the Jets claimed the division title by virtue of having a better record against common opponents. In 2008, the Patriots and Dolphins both finished with an 11-5 overall record and a 4-2 divisional record, but Miami qualified for the playoffs due to a better conference record (8-4 to 7-5).

STRONG IN THE SECOND HALF

Since 2001, the Patriots have done a remarkable job of finishing the season strong, compiling an NFL-best 80-20 (.800) record in games on or after Thanksgiving.

PATRIOTS BEFORE AND AFTER THANKSGIVING SINCE 2001

Season	Pre-Thanksgiving	Post-Thanksgiving	Overall
2001	5-5 (.500)	9-0 (1.000)	14-5*
2002	6-5 (.545)	3-2 (.600)^	9-7
2003	9-2 (.818)	8-0 (1.000)	17-2*
2004	9-1 (.900)	8-1 (.889)	17-2*
2005	6-4 (.600)	5-3 (.625)	11-7*
2006	7-3 (.700)	7-2 (.777)	14-5*
2007	10-0 (1.000)	8-1 (.889)	18-1*
2008	7-4 (.636)	4-1 (.800)	11-5
2009	7-3 (.700)	3-4 (.429)	10-7*
2010	8-2 (.800)	6-1 (.857)^	14-3*
2011	7-3 (.700)	8-1 (.889)	15-4*
2012	7-3 (.700)	6-2 (.750)^	13-5*
2013	8-3 (.727)	5-2 (.833)	13-5*
Totals	96-38 (.716)	80-20 (.800)	176-58

*Includes playoffs ^Includes games played on Thanksgiving

BEST RECORDS IN GAMES PLAYED ON OR AFTER THANKSGIVING SINCE 2001

(Includes regular-season and playoff games)

Team	W	L	T	Pct.
New England	80	20	0	.800
Pittsburgh	63	30	0	.677
San Diego	53	31	0	.631
Philadelphia	57	35	0	.619
Green Bay	57	35	0	.619

NFL'S BEST AT HOME

Since their state-of-the-art facility opened at the beginning of the 2002 season, the Patriots own the NFL's best record at home overall. The Patriots own an overall record of 82-15 (.845) at Gillette Stadium in regular season games and a 93-18 (.838) record including playoffs.

BEST HOME RECORDS SINCE 2002 (including playoffs)

Team	W	L	T	Pct.
New England	93	18	0	.838
Baltimore	77	26	0	.748
Indianapolis	80	28	0	.741
Pittsburgh	75	30	1	.708
Seattle	75	31	0	.708
Green Bay	70	34	1	.671
Denver	68	36	0	.654
San Diego	67	36	0	.650
Atlanta	64	38	0	.627

SHARP AT GILLETTE

The Patriots concluded a 20-game home winning streak with a 24-20 loss to the New York Giants on Nov. 6, 2011. It was the longest home win streak in team history. The Patriots own an overall record of 82-15 (.845) at Gillette Stadium in regular season games.

HIGHEST HOME WINNING PCT. SINCE 1970 (MINIMUM 25 GAMES):

Team	Stadium	W-L-T	WIN PCT.
New England	Gillette Stadium	82-15-0	.845
Miami	Orange Bowl	101-22-1	.819
Minnesota	Metropolitan Stadium	64-23-1	.733
LA Rams	Memorial Coliseum	53-20-2	.726
Pittsburgh	Heinz Field	76-29-1	.722

LONGEST HOME WINNING STREAK/PATRIOTS HISTORY (REG. SEASON)

Streak	First Win	Last Win
20	Dec. 12, 2008	Oct. 16, 2011
18	Dec. 29, 2002	Sept. 8, 2005
12	Nov. 26, 2006	Sept. 7, 2008
10	Sept. 18, 1976	Oct. 30, 1977



PATRIOTS REFERENCE NOTES

TOP 10 OFFENSE IN 2013

The Patriots offense finished seventh in the NFL with 384.5 yards per game in 2013. The Patriots offense has finished in the top 10 for seven straight seasons. Since the 1970 merger, the Patriots offense has finished in the top 10 a total of 17 times, including eight times under Bill Belichick.

Year	Rank
2013	7 (384.5)
2012	1 (427.9)
2011	2 (428.0)
2010	8 (363.8)
2009	3 (397.3)
2008	5 (365.4)
2007	1 (411.3)

TOP OFFENSE

The Patriots have finished in the top-10 in offense for seven straight seasons (2007-13), second only to the eight straight by New Orleans (2006-13). The last team to finish in the top-10 for nine straight seasons was Indianapolis (1999-2007).

The NFL record for the most consecutive seasons finishing in the top-10 in offense since the merger in 1970 is the San Francisco 49ers with 15 (1982-96).

MODEL OF CONSISTENCY

The Patriots have 28 winning seasons since the 1970 merger.

MOST WINNING SEASONS SINCE THE 1970 MERGER

1. Pittsburgh	31
2. Dallas	29
3. Miami	29
4. New England	28
5. Minnesota	27
6. Denver	26
San Francisco	26

PATRIOTS REACH 6,000 TOTAL YARDS

The Patriots finished seventh in the NFL with 6,152 total yards in 2013. It is the fifth time in team history and third straight season that the Patriots reached 6,000 yards in a season.

Patriots Most Total Net Yards/Season

6,848 in 2011
6,846 in 2012
6,580 in 2007
6,357 in 2009
6,152 in 2013

A COMEBACK FOR THE AGES

The Patriots came back from a 24-point deficit to defeat the Broncos, 34-31, in overtime in a Sunday Night Football matchup on Nov. 24, 2013, marking the largest comeback win in team history, after trailing 24-0 at halftime.

New England's previous best comeback win was from a 23-0 deficit to win, 38-23, vs. Seattle (9/16/84). The Patriots also came back from 22 points down to win at the New York Giants, 23-22 (12/21/96). The Patriots have come from 21 points down to win four times, most recently vs. Buffalo (1/1/12).





PATRIOTS

In The Playoffs

PATRIOTS CLINCH PLAYOFF SPOT FOR 15th TIME IN KRAFT'S 20 YEARS OF OWNERSHIP

New England has qualified for the playoffs 21 times in its 54-year history. The Patriots have earned 15 of those playoff berths in the 20 seasons since Robert Kraft purchased the team in 1994. New England has won 13 AFC East crowns under Kraft's leadership. The franchise has 16 division crowns overall (15 AFC East crowns) and has qualified as a Wild Card team on four occasions (1998, 1994, 1985 and 1976). The Patriots also qualified for the playoffs in 1982 as part of a 16-team tournament following a players' strike.



PATRIOTS PLAYOFF TRENDS

Patriots Playoff Trends (Since NFL Merger in 1970)

All Time (24-17)

vs. AFC	21-13
vs. NFC	3-4
Home	15-4
Away	6-9
Leading at Halftime	19-4
Trailing at Halftime	3-11
Tied at Halftime	2-2
Leading After 3 Quarters	19-4
Tied After 3 Quarters	2-0
Trailing After 3 Quarters	3-13
Decided by 7 Points or Less	9-8
Decided By 3 Points or Less	7-3
When Scoring First	18-7
When Not Scoring First	6-10
Positive Turnover Ratio	17-1
Even Turnover Ratio	3-4
Negative Turnover Ratio	4-12
Winning or Even Penalty Ratio	19-2
Losing Penalty Ratio	5-15
With a 100-Yard Rusher	8-0
Without a 100-Yard Rusher	16-17
With a 100-Yard Receiver	10-5
Without a 100-Yard Receiver	14-12
When Allowing a 100-Yard Rusher	2-5
When Not Allowing a 100-Yard Rusher	22-12
When Allowing a 100-Yard Receiver	6-8
When Not Allowing a 100-Yard Receiver	18-9
With a 300-Yard Passer	4-2
Without a 300-Yard Passer	20-15
Allowing a 300-Yard (net) Passer	6-2
Not Allowing a 300-Yard (net) Passer	18-15

ANNUAL ACHIEVEMENTS

The Patriots won more than half of their games for the 13th straight year with a 12-4 record in 2013. They are the first team to win more than half of their games in 13 straight seasons since free agency began in 1993.

The Patriots are the third team to win more than half of their games in 13 straight seasons since the 1970 AFL-NFL merger, joining the 49ers (16 straight from 1983-1998) and the Cowboys (16 straight from 1970-85).

The Patriots have now won nine or more games in 17 of the 20 seasons Robert Kraft has owned the team.

MOST CONSECUTIVE WINNING SEASONS (Since 1970 merger)

San Francisco 49ers (1983-98)	16
Dallas (1970-85)	16
New England (2001-13)	13
Oakland (1970-80)	11

MOST 9-WIN SEASONS SINCE 2001

The Patriots are the only team in the NFL to have recorded nine or more wins in each of the last 13 seasons.

MOST SEASONS OF 9+ WINS SINCE 2001

New England	13
Indianapolis	11
Baltimore	9
Green Bay	9
Philadelphia	9
Pittsburgh	9

PATRIOTS WIN 10+ FOR THE 11th STRAIGHT YEAR

New England reached at least 10 regular-season wins for the 11th consecutive season in 2013. San Francisco (16) is the only other team to accomplish the feat.

MOST SEASONS OF 10+ WINS SINCE 2001

Team	Years	Consecutive Seasons With 10+ Wins
San Francisco	1983-1998	16
New England	2003-13	11

PATRIOTS NEAR THE TOP WITH 28 WINNING SEASONS SINCE THE NFL MERGER

The Patriots have 28 winning seasons since the 1970 merger.

MOST WINNING SEASONS THE 1970 MERGER

1. Pittsburgh	31
2. Dallas	29
Miami	29
4. New England	28
5. Minnesota	27
6. Denver	26
San Francisco	26

PATRIOTS EARN THE TWO SEED IN AFC

With the New England Patriots' 34-20 victory over Buffalo (12/29/13) in the 2013 season finale, the Patriots earned the number two seed in the AFC playoff field. The Patriots have advanced to the Super Bowl in four of the six seasons (1978, 1996, 2001, 2004, 2011 and 2013) that they have earned the two seed, winning in two (2001 and 2004) of those three appearances.

NFL MARK FOR MOST FIRST-ROUND BYES

The Patriots earned a first-round bye in the 2013 NFL playoffs and lead the NFL with nine first-round byes since the current NFL playoff format was instituted in 1990. The Patriots earned a first-round bye for the fourth consecutive season, becoming the third NFL team to record four straight byes and the first AFC team to do so, joining Dallas and San Francisco, who did so from 1992 through 1995.

MOST SEASONS EARNING A BYE SINCE 12-TEAM PLAYOFF FORMAT IN 1990

New England	9
Pittsburgh	8
San Francisco	8
Denver	6

PATRIOTS EARNED ANOTHER BYE

The Patriots secured a first round playoff bye for the eighth time since 2001—a quantity unmatched by any team in the NFL in the last 13 years. During that time, the Chicago Bears and Pittsburgh Steelers have locked up a bye four times and the Indianapolis Colts and Philadelphia Eagles have earned a first-round pass three times.

MOST SEASONS EARNING A BYE SINCE 2001

New England	8
Chicago	4
Pittsburgh	4
Atlanta	3
Indianapolis	3
Philadelphia	3



PATRIOTS FOOTBALL Network

The **Patriots Football Network (PFN)** is the full portfolio of media offerings from the three-time Super Bowl Champion New England Patriots. PFN provides Patriots content produced both in-house and with media partners spanning print, television, radio and the Internet.

PATRIOTS ALL ACCESS

The Emmy-Award winning "Patriots All Access" airs weekly throughout the season on WBZ, Channel 4 in Boston and regional affiliates. Patriots All Access features exclusive, behind-the-scenes access and in-depth weekly features on Patriots players and personnel. Hosted by WBZ's Steve Burton, the show features weekly sit-downs with Coach Bill Belichick, including the popular "Belestrator" segment where the coach breaks down upcoming opponents. Patriots All-Access airs Fridays from 7:00 - 8:00 p.m. on **WBZ-TV** and Sunday from 9:00 a.m. - 10:00 a.m. on **TV 38 - Boston, MA; WWLP in Springfield, MA; WCAX in Burlington, VT; WVII in Bangor, ME; WMTW in Portland, ME; WCTX in Hartford, CT and WPRI in Providence, RI.**

Check your local listings for airtime.



TOTALLY PATRIOTS



Totally Patriots is a unique, one of a kind Patriots show aimed for the next generation of Patriots fans. This weekly, youth oriented football show allows school aged fans unprecedented access to their favorite players, enabling them to ask questions in a relaxed, informal setting. It airs on TV-38 on Saturday at morning 10 a.m.

PATRIOTS TODAY AND PATRIOTS THIS WEEK

PATRIOTS TODAY: Available daily at Patriots.com.

PATRIOTS THIS WEEK: Saturdays 10:30 p.m. on Comcast Sports Net.

Patriots Today gives fans a daily, in-depth look at the club that is unmatched by any other outlet. Hosted by Jackie Brittain with daily reports from Brian Lowe and twice-weekly analysis from PFN's Paul Perillo. Patriots Today produces multiple segments each day during the season, with upwards of 45 minutes of up-to-the minute Patriots news, information and analysis throughout the day. Patriots Today is the only place fans can watch complete broadcasts of full-length press conferences on a daily basis, plus daily locker room uncut segments. Every Saturday at 10:30 p.m. on Comcast Sports Net, Scott Zolak will bring you *Patriots This Week*, providing a thorough recap of each week's developments.

PATRIOTS.COM

NEWS

Patriots.com features daily updates and exclusive content from the writers of Patriots Football Weekly, offering everything from breaking news to player features and the popular "Ask PFN" postings.

VIDEO

The first professional sports team website to offer streaming video provides Patriots fans with a variety of exclusive video content. Visitors can choose their channel and watch exclusive video from news to cheerleaders. Patriots.com also features video of every Patriots press conference, including postgame press conferences and Coach Belichick's weekday media updates.

AUDIO

Patriots Web Radio programming is available exclusively on Patriots.com beginning at noon each day, Monday through Friday. Kicking off the programming lineup is PFN In Progress, a daily online program that features candid commentary from the writers of Patriots Football Weekly. Following PFN In Progress is Patriots Playbook, hosted by John Rooke, featuring items from around the NFL. Fantasy Football Champs and Football Nation round out the Patriots.com radio lineup. Patriots.com also offers streaming audio of every Patriots press conference, as well as archives of Patriots.com Radio shows and exclusive podcasts.

WEEI

WEEI Sports Radio broadcasts Patriots Monday each week, offering fans unique insight and analysis from Coach Belichick and Tom Brady in addition to other Patriots players. WEEI will broadcast Patriots Monday live from Gillette Stadium each Monday, kicking off with Dennis & Callahan at 6:00 a.m.

PATRIOTS FRIDAY ON WAAF

WAAF broadcasts Patriots Friday each week, offering fans a look ahead at the weekend's game, match ups and rivalries. Various Patriots players will be featured on air. WAAF will broadcast Patriots Fridays each week throughout the season with Greg Hill from the Hill-Man Morning Radio Show.

98.5 THE SPORTS HUB PATRIOTS RADIO NETWORK

A new era in Patriots Radio history began in 2009, with the move of the game broadcasts to 98.5 FM, Boston's Sports Hub. The transition to Boston's new all-sports radio station insures that Patriots fans will continue to hear every kick, block and tackle in stereo, and without static, in crystal-clear FM quality. Fans all over New England will be able to listen in to any of 37 stations on the Safety Insurance 98.5 The Sports Hub Patriots Radio Network, starting with Patriots Preview three hours before kickoff, and capped off with Patriots Postgame for three hours after the final gun.



FLAGSHIP STATION

WBZ-FM...Boston	98.5 FM
Massachusetts	
WBZ-FM...Boston	98.5 FM
WAGY...Springfield	102.1 FM
WBEC...Pittsfield	1420 AM
WPKZ...Fitchburg	1280 AM
WNAW...North Adams	1230 AM
WBSM...New Bedford	1420 AM
WPVQ...Greenfield	95.3 FM
WSAR...Fall River	1480 AM
WWFX...Worcester	100.1 FM
WXTK...Hyannis	95.1 FM
WMRC...Milford	1490 AM
Maine	
WBLM...Portland	102.9 FM
WEBB...Augusta	98.5 FM
WEZQ...Bangor	92.9 FM
WEGP...Presque Isle	1390 AM
Connecticut	
WTIC...Hartford	1080 AM
WINY...Putnam	1350 AM
WMOS...New London	102.3 FM
WGCH...Greenwich	1490 AM
WINE...Brookfield	940 AM

New Hampshire

WFNQ...Nashua	106.3 FM
WPKQ...North Conway	103.7 FM
WSAK...Hampton	102.1 FM
WSHK...Portsmouth/Dover	105.3 FM
WNNH...Concord	99.1 FM
WLNH...Laconia	98.3 FM
WEMJ...Laconia	1490 AM
WINQ...Keene	98.7 FM
WXXX...Lebanon	100.5 FM

Vermont

WCPV...Burlington	101.3 FM
WDVT...Rutland	94.5 FM
WIKE...Newport	1490 AM
WKVT...Brattleboro	92.7 FM
WRFK...Barre/Montpelier	107.1 FM
WSTJ...St. Johnsbury	1340 AM

Rhode Island

WPRD...Providence	630 AM
WEAN...Providence	99.7 FM

New York

WUSP...Utica	95.5 FM
WUSP...Utica	1550 AM
WRCK...Utica	1480 AM
WPUT...Brewster	1510 AM

NETWORK



PATRIOTS KEY CONTRIBUTORS OFFENSE

QB TOM BRADY

Brady needs just 60 passing yards to go over the 50,000 yard mark for his career ... He has thrown a touchdown pass in each of the first four games of the season and now has 363 for his career.

BEST WINNING PERCENTAGES OF ACTIVE NFL QUARTERBACKS

Rank	Player	W-L	Pct.
1	Tom Brady	150-45	.769
2	Russell Wilson	26-9	.743
3	Colin Kaepernick	19-8	.704
4	Peyton Manning	169-74	.695
5	Ben Roethlisberger	97-49	.664

OL NATE SOLDER



Solder started the first four games of the season at left tackle ... Started 15 regular season games and two playoff games at left tackle for New England in 2013 ... Also started all 16 regular season games and both playoff contests at left tackle in 2012 ... Played a team-high 1,234 offensive snaps in 2012 for the NFL's No. 1 ranked offense.

OL MARCUS CANNON

Cannon started at left guard in the first three games - the eighth, ninth and tenth starts of his career ... The versatile lineman has played in 33 games over the past three seasons.

OL DAN CONNOLLY

Connolly has been one of the most versatile Patriots over the past six seasons, having started at center and both guard positions ... He got the start at center in the first three games of the season and at left guard at Kansas City (9/29) ... Started all 16 regular season games and both playoff contests at right guard in 2013.

OL SEBASTIAN VOLLMER

Vollmer constitutes the right side of New England's 6-8 tackle bookends (along with LT Nate Solder) ... Started the first eight games of the 2013 season at right tackle before suffering a season-ending leg injury ... Returned to start at right tackle in the first four games of the 2014 season

TE TIM WRIGHT

Wright played in his first game as a Patriot Week 1 at Miami, catching three passes for 15 yards ... He played in all 16 games for Tampa Bay as a rookie in 2013, recording 54 receptions for 571 yards and five touchdowns. He was traded to New England along with a 2015 fourth-round draft pick in exchange for G Logan Mankins.

RB SHANE VEREEN

Vereen rushed seven times for a team-high 36 yards and one touchdown in the season opener at Miami, followed up with 40 yards on six carries at Minnesota (9/14) and then had 37 yards on 11 touches in the win vs. Oakland (9/21) ... He missed most of the first half of the 2013 season after suffering a wrist injury in the season-opener, but still managed to produce 635 yards from scrimmage and four touchdowns on 91 touches.

TE ROB GRONKOWSKI



Gronkowski has been a tough matchup for defenses, especially in September, when he has posted 54 catches for 646 yards and 13 touchdowns in 14 career games ... He caught a touchdown pass in 11 of those 14 September games ... Gronkowski played in the first four games of the season after recovering from a knee injury suffered last season and posted 147 receiving yards and three touchdowns.

RB STEVAN RIDLEY

Ridley posted his sixth career 100-yard game at Minnesota (9/14) ... Appeared in 14 regular season games in 2013 and led the Patriots with 178 carries for 773 yards and seven touchdowns ... In 2012, became just the fifth Patriot to rush for over 1,200 yards in a season and tied for fifth all time with 12 rushing touchdowns.

PATRIOTS ALL-TIME SINGLE-SEASON RUSHING YARDS

Rank	Player	Year	Att	Yds	Avg	TD
1	Corey Dillon	2004	345	1,635	4.7	12
2	Curtis Martin	1995	368	1,487	4.0	14
3	Jim Nance	1966	299	1,458	4.9	11
4	Stevan Ridley	2012	290	1,263	4.4	12

WR BRANDON LaFELL

LaFell had his first 100-yard receiving game and his first touchdown as a Patriot at Kansas City (9/29), finishing with six receptions for 119 yards and one touchdown. It was the third 100-yard receiving game of LaFell's career.

WR DANNY AMENDOLA

Amendola caught at least one pass in 48 straight regular season games, from Nov. 22, 2009 vs. Arizona until Sept. 14, 2014 at Minnesota ... Played in 12 regular season games with six starts in 2013, posting 54 catches for 633 yards and two touchdowns.

WR JULIAN EDELMAN

Edelman led all receivers with a game-high 95 receiving yards on six catches in Week 1 at Miami, including a long reception of 44 yards ... Followed up with 81 yards and a touchdown in the win at Minnesota (9/14) ... Led team with 10 catches for 84 yards vs. Oakland (9/21) ... Played in all 16 regular season games with 11 starts in 2013 and led the team with career highs in receptions (105), receiving yards (1,056) and receiving touchdowns (6).





PATRIOTS KEY CONTRIBUTORS DEFENSE

DE ROB NINKOVICH

Ninkovich started the first four games of the season, posting 10 tackles and one sack ... He is coming off a 2013 season in which he was named a captain for the first time and was named to the USA Today All-Joe Team after starting all 16 regular season games and registering a career-high 93 tackles, eight sacks, two forced fumbles and two fumble recoveries.

DT VINCE WILFORK

Wilfork was named a defensive co-captain for the seventh straight season in 2014, and he started up front in Week 1 at Miami, posting two tackles ... Sealed the win vs. Oakland (9/21) by intercepting a deflected Derek Carr pass on the Patriots 12-yard line with less than a minute to play ... He started the first four games of the 2013 regular season before suffering a serious Achilles injury.

FEWEST POINTS ALLOWED SINCE 2004

Rank	Team	Pts/G
1	Pittsburgh Steelers	17.5
2	Baltimore Ravens	18.0
3	New England Patriots	18.9
4	Chicago Bears	20.3
5	Seattle Seahawks	20.4



DT JOE VELLANO

Vellano made his first sack of the season at Kansas City (9/29) and posted three tackles in the win vs. Oakland (9/21) ... Made the start at defensive tackle next to Wilfork in Week 1 at Miami, finishing the game with one tackle ... He played in all 16 games last season after making the team as an undrafted rookie free agent.

DE CHANDLER JONES



Jones earned AFC Defensive Player of the Week honors after recording his fifth career two-sack game and blocking a field goal that he returned 58 yards for a touchdown in the win at Minnesota (9/14) ... The block, which is the second of Jones' career, came in the second quarter on a 48-yard attempt and is the fifth blocked field goal returned for a touchdown in Patriots history ... Became the first Patriots player with five-plus sacks in each of his first two seasons since Chris Slade in 1993 (9) and 1994 (9½).

LB DONT'A HIGHTOWER

Hightower started at linebacker in the first four games and posted his first career two-sack game at Minnesota (9/14) ... He stepped up in 2013 in the absence of defensive captain Jerod Mayo, taking over play-calling duties once Mayo went down for the season ... Played in all 16 regular season games with 14 starts in 2013 and led the team with 137 tackles, one sack and three passes defended.

LB JAMIE COLLINS

Collins started at linebacker in Week 1 at Miami and finished second on the team with eight tackles (all solo), one pass defended and a forced fumble ... The 2013 second-round pick contributed immediately, playing in all 16 regular season games with eight starts in 2013 and registering 38 tackles, four passes defended, one fumble recovery on special teams and 11 special teams tackles.

LB JEROD MAYO

Mayo leads the Patriots with 39 tackles through three games ... He also recovered a fumble and recorded one sack for nine yards ... He has been dominant in September, totaling 181 tackles, two sacks, one interception, one fumble recovery and two passes defended in just 21 games ... He has posted at least five tackles in all but one of those contests.



CB DARRELLE REVIS

Revis recorded his first interception as a Patriot in the win at Minnesota (9/14), picking off Matt Cassel in the second quarter, and also limiting Greg Jennings to just one catch for four yards ... Made his Patriots debut Week 1 at Miami, recording two passes defended and also recovering a fumble ... Revis earned his fifth Pro Bowl nod in 2013 after starting all 16 regular season games and posting 50 tackles, one sack, two interceptions, two forced fumbles, one fumble recovery and led the Buccaneers with 11 passes defended.

Since entering the NFL in 2007, Revis has 21 interceptions and leads the league with 112 passes defended.

PASSES DEFENDED SINCE 2007

Rank	Player	PD
1	Darrelle Revis	112
2	Tramon Williams	106
3	DeAngelo Hall	105
4t	D. Rodgers-Cromartie	103
4t	Asante Samuel	103
6	Jonathan Joseph	97

CB LOGAN RYAN

Ryan started three of the first four games of the season at right cornerback in place of CB Alfonso Dennard ... Recorded his first interception of the season off Matt Cassel that led to a Patriots field goal in the third quarter of the win at Minnesota (9/14).

S PATRICK CHUNG

Chung started at safety opposite Devin McCourty in the first four games of the season ... He posted 13 tackles and also returned four kickoffs for 95 yards.

S DEVIN MCCOURTY



McCourty returned a first-quarter interception 60 yards to the 1-yard line to set up a Patriots touchdown in the win at Minnesota (9/14) ... Started at safety in Week 1 at Miami, posting seven tackles ... The 2010 first-round pick has been named a defensive captain for three consecutive seasons after being selected to the Pro Bowl his rookie year ... Earned AP All-Pro second-team honors for the second time in 2013 after starting 15 regular season games and registering 75 tackles, one interception, nine passes defended, two forced fumbles and one fumble recovery.



SECOND WINNINGEST PRO SPORTS TEAM SINCE 1994

PATRIOTS ARE SECOND WINNINGEST PRO SPORTS FRANCHISE SINCE 1994

Since the 1994 season, the Patriots have won 67.6 percent of their regular season games (219-105), compiling the second-highest winning percentage in major American professional sports over that period. Since 1994, there have been 143 franchises that have fielded teams in the five major American sports leagues (NFL, MLB, NBA, NHL and MLS).

HIGHEST WINNING PERCENTAGE IN MAJOR AMERICAN PROFESSIONAL SPORTS, 1994-PRESENT

(Regular Season – Includes National Football League, Major League Baseball, National Basketball Association, National Hockey League and Major League Soccer)

Records updated through games of September 29, 2014

Rk	Team	Lg	W	L	T/OTL	Pct.
1	San Antonio Spurs	NBA	1091	500	0	0.686
2	New England Patriots	NFL	219	105	0	0.676
3	Detroit Red Wings	NHL	879	403	208	0.660
4	Green Bay Packers	NFL	206	117	1	0.637
5	Los Angeles Lakers	NBA	1006	586	0	0.632
6	Pittsburgh Steelers	NFL	202	121	1	0.625
7	New Jersey Devils	NHL	802	486	202	0.606
8	Indianapolis Colts	NFL	196	128	0	0.605
9	Seattle Sounders FC	MLS	92	53	47	0.602
10	Denver Broncos	NFL	193	130	0	0.598
11	New York Yankees	MLB	1970	1361	0	0.591
12	Dallas Stars	NHL	772	511	207	0.588
13	Utah Jazz	NBA	935	657	0	0.587
14	Philadelphia Flyers	NHL	754	500	223	0.586
15	Colorado Avalanche/Quebec Nordiques	NHL	775	522	193	0.585
16	Phoenix Suns	NBA	914	678	0	0.574
17	Dallas Mavericks	NBA	913	679	0	0.573
17	Miami Heat	NBA	912	680	0	0.573
19	Atlanta Braves	MLB	1905	1429	0	0.571
20	Los Angeles Galaxy	MLS	280	197	113	0.570
20	Oklahoma City/Seattle Thunder	NBA	907	685	0	0.570
22	St. Louis Blues	NHL	732	541	216	0.564
22	San Jose Sharks	NHL	736	546	208	0.564
24	Boston Bruins	NHL	725	536	229	0.563
25	Pittsburgh Penguins	NHL	745	565	179	0.560
26	Indiana Pacers	NBA	890	701	0	0.559
27	Philadelphia Eagles	NFL	179	143	1	0.556
27	Vancouver Canucks	NHL	720	554	216	0.556
29	Houston Rockets	NBA	882	710	0	0.554
30	Baltimore Ravens	NFL	161	130	1	0.553
31	Ottawa Senators	NHL	717	568	205	0.550
32	San Francisco 49ers	NFL	177	146	1	0.548
33	Boston Red Sox	MLB	1825	1511	0	0.547
34	Houston Dynamo	MLS	111	86	86	0.544
34	Washington Capitals	NHL	707	577	205	0.544
36	Chicago Fire	MLS	221	178	127	0.541
37	St. Louis Cardinals	MLB	1798	1535	0	0.539
37	Buffalo Sabres	NHL	702	585	203	0.539
39	Nashville Predators	NHL	557	469	160	0.537
39	Portland TrailBlazers	NBA	855	737	0	0.537
41	Dallas Cowboys	NFL	173	151	0	0.534
42	Anaheim Ducks	NHL	689	591	210	0.533
42	Montreal Canadiens	NHL	689	592	209	0.533
44	Chicago Blackhawks	NHL	676	581	224	0.532
44	Minnesota Wild	NHL	474	408	150	0.532
46	Los Angeles Dodgers	MLB	1770	1565	0	0.531
47	Toronto Maple Leafs	NHL	691	601	198	0.530
48	Minnesota Vikings	NFL	171	152	1	0.529
48	Los Angeles/Anaheim/CA Angels	MLB	1765	1572	0	0.529
50	Orlando Magic	NBA	841	751	0	0.528
50	New York Rangers	NHL	691	608	191	0.528

NOTES: This analysis uses NFL rules when calculating winning percentage, counting ties as a half-win and a half-loss. For NHL teams, overtime losses (OTL) and ties from 2001-2004 (the NHL abolished ties in 2005-2006 and instituted a shootout system) are counted as ties when calculating winning percentage.

HIGHEST WINNING PERCENTAGE AMONG BOSTON-AREA MAJOR PROFESSIONAL SPORTS TEAMS, 1994-PRESENT

(Rankings listed below are each team's overall ranking among the 143 major American pro sports teams)

Records updated through games of September 29, 2014

Rank	Team	Lg.	W	L	T/OTL	Pct.
2	New England Patriots	NFL	219	105	0	0.676
24	Boston Bruins	NHL	725	536	229	0.563
33	Boston Red Sox	MLB	1825	1511	0	0.547
87	Boston Celtics	NBA	779	812	0	0.490
107	New England Revolution	MLS	222	255	114	0.472



2014 OFFENSIVE STATISTICS

WON 2, LOST 2

09/07 L 20-33	at Miami	70,630
09/14 W 30-7	at Minnesota	52,350
09/21 W 16-9	Oakland	68,756
09/29 L 14-41	at Kansas City	76,613
10/05	Cincinnati	
10/12	at Buffalo	
10/16	New York Jets	
10/26	Chicago	
11/02	Denver	
11/16	at Indianapolis	
11/23	Detroit	
11/30	at Green Bay	
12/07	at San Diego	
12/14	Miami	
12/21	at New York Jets	
12/28	Buffalo	

N.E. Opp.

TOTAL FIRST DOWNS	70	82
Rushing	19	27
Passing	45	43
Penalty	6	12
3rd Down: Made/Att	21/58	23/49
3rd Down Pct.	36.2	46.9
4th Down: Made/Att	2/6	0/1
4th Down Pct.	33.3	0.0
POSSESSION AVG.	29:04	30:56
TOTAL NET YARDS	1194	1261
Avg. Per Game	298.5	315.3
Total Plays	259	254
Avg. Per Play	4.6	5.0
NET YARDS RUSHING	390	519
Avg. Per Game	97.5	129.8
Total Rushes	105	117
NET YARDS PASSING	804	742
Avg. Per Game	201.0	185.5
Sacked/Yards Lost	10/57	9/60
Gross Yards	861	802
Att./Completions	144/87	128/78
Completion Pct.	60.4	60.9
Had Intercepted	2	6
PUNTS/AVERAGE	22/44.8	16/45.3
NET PUNTING AVG.	22/40.5	16/39.1
PENALTIES/YARDS	33/352	21/168
FUMBLES/BALL LOST	7/3	4/2
TOUCHDOWNS	8	9
Rushing	2	2
Passing	5	6
Returns	1	1

* SCORE BY PERIODS	Q1	Q2	Q3	Q4	OT	PTS
TEAM	20	34	10	16	0	80
OPPONENTS	24	13	29	24	0	90

* SCORING	TD-Ru	Pa	Rt	K-PAT	FG	S	PTS
Gostkowski	0	0	0	0	8/8	8/8	0 32
Gronkowski	3	0	3	0			0 18
Edelman	1	0	1	0			0 6
Cha. Jones	1	0	0	1			0 6
LaFell	1	0	1	0			0 6
Ridley	1	1	0	0			0 6
Vereen	1	1	0	0			0 6
TEAM	8	2	5	1	8/8	8/8	0 80
OPPONENTS	9	2	6	1	9/9	9/10	0 90

2-Pt Conv: TM 0-0, OPP 0-0

SACKS: Cha. Jones 2.5, Hightower 2, Arrington 1, Mayo 1, Ninkovich 1, Vellano 1, Chr. Jones 0.5, TM 9, OPP 10

FUM/LOST: Brady 5/3, Edelman 2/0

* RUSHING	No.	Yds	Avg	Long	TD
Ridley	57	204	3.6	16	1
Vereen	28	122	4.4	12	1
Edelman	4	35	8.8	17	0
J. White	3	21	7.0	11	0
Bolden	8	12	1.5	7	0
Brady	5	-4	-1.8	3	0
TEAM	105	390	3.7	17	2
OPPONENTS	117	519	4.4	48	2

* RECEIVING	No.	Yds	Avg	Long	TD
Edelman	26	283	10.9	44	1
Vereen	14	93	6.6	28	0
Gronkowski	13	147	11.3	22	3
LaFell	10	165	16.5	44t	1
Thompkins	6	53	8.8	16	0
Wright	4	35	8.8	20	0
Amendola	3	16	5.3	8	0
J. White	3	15	5.0	11	0
Ridley	3	14	4.7	7	0
Develin	2	17	8.5	13	0
Dobson	1	13	13.0	13	0
Hoomanawanui	1	6	6.0	6	0
Bolden	1	4	4.0	4	0
TEAM	87	861	9.9	44t	5
OPPONENTS	78	802	10.3	33	6

* INTERCEPTIONS	No.	Yds	Avg	Long	TD
McCourty	1	60	60.0	60	0
Wilfork	1	1	1.0	1	0
Dennard	1	0	0.0	0	0
Easley	1	0	0.0	0	0
Revis	1	0	0.0	0	0
Ryan	1	0	0.0	0	0
TEAM	6	61	10.2	60	0
OPPONENTS	2	73	36.5	39t	1

* PUNTING	No.	Yds	Avg	Net	TB	In	Lg	B
Allen	21	985	46.9	40.5	1	10	63	1
TEAM	22	985	44.8	40.5	1	10	63	1
OPPONENTS	16	724	45.3	39.1	0	7	57	0

* PUNT RETURNS	Ret	FC	Yds	Avg	Long	TD
Edelman	9	4	98	10.9	34	0
TEAM	9	4	98	10.9	34	0
OPPONENTS	10	6	74	7.4	21	0

* KICKOFF RETURNS	No.	Yds	Avg	Long	TD
Chung	4	95	23.8	30	0
McCourty	1	27	27.0	27	0
Slater	1	26	26.0	26	0
TEAM	6	148	24.7	30	0
OPPONENTS	8	160	20.0	29	0

* FIELD GOALS	1-19	20-29	30-39	40-49	50+
Gostkowski	0/0	3/3	1/1	4/4	0/0
TEAM	0/0	3/3	1/1	4/4	0/0
OPPONENTS	0/0	4/4	3/3	2/3	0/0

Gostkowski: (47G,45G) (48G,47G,27G) (21G,20G,36G)

()

OPP: (38G,24G,22G,27G) (48B) (49G,37G,47G) (22G,

31G)

* PASSING	Att	Cmp	Yds	Cmp%	Yds/Att	TD	TD%	Int	Int%	Long	Sack/Lost	Rating
Brady	137	81	791	59.1	5.77	4	2.9	2	1.5	44t	9/51	79.1
Garoppolo	7	6	70	85.7	10.00	1	14.3	0	0.0	37	1/6	147.9
TEAM	144	87	861	60.4	5.98	5	3.5	2	1.4	44t	10/57	83.1
OPPONENTS	128	78	802	60.9	6.27	6	4.7	6	4.7	33	9/60	75.1



2014 DEFENSIVE STATISTICS

Tackle Statistics based on Play-by-Play

PLAYER Name	TACKLES			SACKS			INTERCEPTIONS				FUMBLES				SP. TEAMS				
	TT	UT	A	S	Yds	QH	Int	Yds	TD	PD	FF	FR	Yds	TD	TT	UT	A	FF	FR
Jerod Mayo	39	28	11	1.0	9.0	2	0	0	0	0	0	1	0	0	0	0	0	0	0
Dont'a Hightower	22	19	3	2.0	22.0	4	0	0	0	1	0	0	0	0	0	0	0	0	0
Chandler Jones	19	11	8	2.5	11.0	4	0	0	0	2	0	0	0	0	0	0	0	0	0
Jamie Collins	19	15	4	0.0	0.0	0	0	0	0	1	1	0	0	0	1	1	0	0	0
Devin McCourty	16	11	5	0.0	0.0	0	1	60	0	2	0	0	0	0	1	1	0	0	0
Patrick Chung	15	9	6	0.0	0.0	0	0	0	0	1	0	0	0	0	0	0	0	0	0
Darelle Revis	14	10	4	0.0	0.0	0	1	0	0	3	0	1	0	0	0	0	0	0	0
Vince Wilfork	13	10	3	0.0	0.0	0	1	1	0	1	0	0	0	0	0	0	0	0	0
Rob Ninkovich	12	10	2	1.0	10.0	3	0	0	0	0	0	0	0	0	1	1	0	0	0
Logan Ryan	9	8	1	0.0	0.0	0	1	0	0	3	1	0	0	0	2	0	2	0	0
Sealver Siliga	8	4	4	0.0	0.0	0	0	0	0	0	0	0	0	0	0	0	0	0	0
Chris Jones	8	3	5	0.5	4.0	1	0	0	0	0	0	0	0	0	0	0	0	0	0
Joe Vellano	6	5	1	1.0	4.0	1	0	0	0	0	0	0	0	0	0	0	0	0	0
Kyle Arrington	6	6	0	1.0	0.0	0	0	0	0	1	1	0	0	0	2	1	1	0	0
Tavon Wilson	5	5	0	0.0	0.0	0	0	0	0	1	0	0	0	0	2	2	0	0	0
Malcolm Butler	4	4	0	0.0	0.0	0	0	0	0	1	0	0	0	0	0	0	0	0	0
Duron Harmon	4	2	2	0.0	0.0	0	0	0	0	0	0	0	0	0	0	0	0	0	0
Dominique Easley	3	3	0	0.0	0.0	0	1	0	0	1	0	0	0	0	0	0	0	0	0
Alfonzo Dennard	2	2	0	0.0	0.0	0	1	0	0	1	0	0	0	0	0	0	0	0	0
Nate Ebner	2	2	0	0.0	0.0	0	0	0	0	0	0	0	0	0	6	3	3	0	0
Deontae Skinner	1	0	1	0.0	0.0	0	0	0	0	0	0	0	0	0	1	1	0	0	0
Don Jones	0	0	0	0.0	0.0	0	0	0	0	0	0	0	0	0	3	3	0	0	0
Matthew Slater	0	0	0	0.0	0.0	0	0	0	0	0	0	0	0	0	6	4	2	0	0
Brandon LaFell	0	0	0	0.0	0.0	0	0	0	0	0	0	0	0	0	1	1	0	0	0
Chris White	0	0	0	0.0	0.0	0	0	0	0	0	0	0	0	0	1	1	0	0	0
TOTALS	227	167	60	9.0	60.0	15	6	61	0	19	3	2	0	0	27	19	8	0	0

FUMBLES - LOST (7-3)				
No.	Lost	Own		O.B.
		Rec		
Tom Brady	5	3	1	0
Dan Connolly	0	0	1	0
Julian Edelman	2	0	1	0
Nate Solder	0	0	1	0
TOTALS	7	3	4	0

MISC. OFFENSIVE STATS				
Tkl	Ast	FF	FR	
Tom Brady	1	0	0	0
Jordan Devey	1	0	0	0
Julian Edelman	2	0	0	0
TOTALS	4	0	0	0

KEY	
TT-Total Tackles	Int/Yds-Interceptions/Yards Returned
UT-Unassisted Tackles	PD-Passes Defensed
A-Assisted Tackles	FF-Forced Fumbles

BLOCKED KICKS		
XP	FG	P
Chandler Jones	0	1
TOTALS	0	1



2014 NEW ENGLAND PATRIOTS ROSTER

AS OF SEPTEMBER 30, 2014

ALPHABETICAL ROSTER

#	NAME	POS	HT	WT	BORN	YR	COLLEGE	H.S. HOMETOWN
48	Aiken, Danny	LS	6-4	255	8/28/1988	4	Virginia	Roanoke, Va.
6	Allen, Ryan	P	6-2	215	2/28/1990	2	Louisiana Tech	Salem, Ore.
80	Amendola, Danny	WR	5-11	195	11/2/1985	6	Texas Tech	The Woodlands, Texas
25	Arrington, Kyle	CB	5-10	190	8/12/1986	6	Hofstra	Accokeek, Md.
38	Bolden, Brandon	RB	5-11	220	1/26/1990	3	Mississippi	Baton Rouge, La.
12	Brady, Tom	QB	6-4	225	8/3/1977	15	Michigan	San Mateo, Calif.
39	Browner, Brandon	CB	6-4	221	8/2/1984	5	Oregon State	Sylmar, Calif.
99	Buchanan, Michael	DL	6-6	255	1/24/1991	2	Illinois	Homewood, Ill.
21	Butler, Malcolm	CB	5-11	190	3/2/1990	R	West Alabama	Vicksburg, Miss.
61	Cannon, Marcus	OL	6-5	335	5/6/1988	4	Texas Christian	Odessa, Texas
23	Chung, Patrick	S	5-11	210	8/19/1987	6	Oregon	Racho Cucamonga, Calif.
91	Collins, Jamie	LB	6-3	250	10/20/1989	2	Southern Mississippi	McCall Creek, Miss.
63	Connolly, Dan	OL	6-4	305	9/2/1982	9	Southeast Missouri St.	St. Louis, Mo.
37	Dennard, Alfonso	CB	5-10	200	9/9/1989	3	Nebraska	Rochelle, Ga.
46	Develin, James	FB	6-3	255	7/23/1988	2	Brown	Gilbertsville, Pa.
65	Devey, Jordan	T	6-6	317	1/11/1988	1	Memphis	American Fork, Utah
17	Dobson, Aaron	WR	6-3	200	7/23/1991	2	Marshall	Dunbar, W.V.
74	Easley, Dominique	DL	6-2	290	4/28/1992	R	Florida	Staten Island, N.Y.
43	Ebner, Nate	DB	6-0	210	12/14/1988	3	Ohio State	Dublin, Ohio
11	Edelman, Julian	WR	5-10	200	5/22/1986	6	Kent State	Redwood City, Calif.
71	Fleming, Cameron	OL	6-6	325	9/3/1992	R	Stanford	Houston, Texas
10	Garoppolo, Jimmy	QB	6-2	225	11/2/1991	R	Eastern Illinois	Arlington, Ill.
3	Gostkowski, Stephen	K	6-1	215	1/28/1984	9	Memphis	Madison, Miss.
87	Gronkowski, Rob	TE	6-6	265	5/14/1989	5	Arizona	Pittsburgh, Pa.
30	Harmon, Duron	DB	6-1	205	1/24/1991	2	Rutgers	Magnolia, Del.
54	Hightower, Dont'a	LB	6-3	270	3/12/1990	3	Alabama	Lewisburg, Tenn.
47	Hoomanawanui, Michael	TE	6-4	260	7/4/1988	5	Illinois	Bloomington, Ill.
95	Jones, Chandler	DE	6-5	265	2/27/1990	3	Syracuse	Endicott, N.Y.
94	Jones, Chris	DT	6-1	309	7/12/1990	2	Bowling Green	Brownsburg, Ind.
29	Jones, Don	S	5-11	205	5/14/1990	2	Arkansas State	Town Creek, Ala.
67	Kline, Josh	OL	6-3	295	12/29/1989	2	Kent State	Mason, Ohio
19	LaFell, Brandon	WR	6-3	210	11/4/1986	5	Louisiana State	Houston, Texas
51	Mayo, Jerod	LB	6-1	250	2/23/1986	7	Tennessee	Hampton, Va.
32	McCourty, Devin	DB	5-10	195	8/13/1987	5	Rutgers	Montvale, N.J.
90	Moore, Zach	DL	6-6	275	9/5/1990	R	Concordia-St. Paul	Chicago, Ill.
50	Ninkovich, Rob	DE	6-2	260	2/1/1984	9	Purdue	Blue Island, Ill.
24	Revis, Darrelle	CB	5-11	198	7/14/1985	8	Pittsburgh	Aliquippa, Pa.
22	Ridley, Stevan	RB	5-11	220	1/27/1989	4	Louisiana State	Natchez, Miss.
26	Ryan, Logan	CB	5-11	195	2/9/1991	2	Rutgers	Voorhees, N.J.
55	Skinner, Deontae	LB	6-2	250	12/18/1990	R	Mississippi State	Macon, Miss.
18	Slater, Matthew	WR	6-0	210	9/9/1985	7	UCLA	Anaheim, Calif.
77	Solder, Nate	T	6-8	320	4/12/1988	4	Colorado	Buena Vista, Colo.
66	Stork, Bryan	OL	6-4	310	11/15/1990	R	Florida State	Vero Beach, Fla.
85	Thompkins, Kenbrell	WR	6-1	195	7/29/1988	2	Cincinnati	Miami, Fla.
84	Tyms, Brian	WR	6-3	204	2/21/1989	2	Florida A&M	Ft. Lauderdale, Fla.
72	Vellano, Joe	DL	6-2	300	10/30/1988	2	Maryland	Rexford, N.Y.
34	Vereen, Shane	RB	5-10	205	3/2/1989	4	California	Valencia, Calif.
76	Vollmer, Sebastian	T	6-8	320	7/10/1984	6	Houston	Kaarst, Germany
98	Walker, Casey	DL	6-1	335	12/6/1989	1	Oklahoma	Garland, Texas
62	Wendell, Ryan	OL	6-2	300	3/4/1986	6	Fresno State	Pomona, Calif.
59	White, Chris	LB	6-3	238	1/15/1989	4	Mississippi State	Vandave, Miss.
28	White, James	RB	5-10	205	2/3/1992	R	Wisconsin	Ft. Lauderdale, Fla.
75	Wilfork, Vince	DL	6-2	325	11/4/1981	11	Miami (Fla.)	Boynton Beach, Fla.
27	Wilson, Tavon	DB	6-0	215	3/19/1990	3	Illinois	Washington, D.C.
81	Wright, Tim	TE	6-4	235	4/7/1990	2	Rutgers	Wall Township, N.J.

NUMERICAL ROSTER

#	NAME	POS
3	Stephen Gostkowski	K
6	Ryan Allen	P
10	Jimmy Garoppolo	QB
11	Julian Edelman	WR
12	Tom Brady	QB
17	Aaron Dobson	WR
18	Matthew Slater	WR
19	Brandon LaFell	WR
21	Malcolm Butler	CB
22	Stevan Ridley	RB
23	Patrick Chung	S
24	Darrelle Revis	CB
25	Kyle Arrington	CB
26	Logan Ryan	CB
27	Tavon Wilson	DB
28	James White	RB
29	Don Jones	S
30	Duron Harmon	DB
32	Devin McCourty	DB
34	Shane Vereen	RB
37	Alfonzo Dennard	CB
38	Brandon Bolden	RB
39	Brandon Browner	CB
43	Nate Ebner	DB
46	James Develin	FB
47	Michael Hoomanawanui	TE
48	Danny Aiken	LS
50	Rob Ninkovich	DE
51	Jerod Mayo	LB
54	Dont'a Hightower	LB
55	Deontae Skinner	LB
59	Chris White	LB
61	Marcus Cannon	OL
62	Ryan Wendell	OL
63	Dan Connolly	OL
65	Jordan Devey	T
66	Bryan Stork	OL
67	Josh Kline	OL
71	Cameron Fleming	OL
72	Joe Vellano	DL
74	Dominique Easley	DL
75	Vince Wilfork	DL
76	Sebastian Vollmer	T
77	Nate Solder	T
80	Danny Amendola	WR
81	Tim Wright	TE
84	Brian Tyms	WR
85	Kenbrell Thompkins	WR
87	Rob Gronkowski	TE
90	Zach Moore	DL
91	Jamie Collins	LB
94	Chris Jones	DT
95	Chandler Jones	DE
98	Casey Walker	DL
99	Michael Buchanan	DL

PRACTICE SQUAD

#	NAME	POS	HT	WT	BORN	YR	COLLEGE	H.S. HOMETOWN
64	Barker, Chris	OL	6-2	310	8/3/1990	2	Nevada	Etiwanda, Calif.
93	Bass, Ben	DL	6-5	295	10/12/1989	3	Texas A&M	Plano, Texas
92	Bequette, Jake	DE	6-5	265	2/21/1989	3	Arkansas	Little Rock, Ark.
82	Boyce, Josh	WR	5-11	205	5/6/1991	2	Texas Christian	Copperas Cove, Texas
53	Davis, Ja'Gared	LB	6-0	238	9/11/1990	1	Southern Methodist	Crockett, Texas
58	Fleming, Darius	LB	6-2	255	7/19/1989	3	Notre Dame	Chicago, Ill.
35	Gray, Jonas	RB	5-10	230	6/27/1990	1	Notre Dame	Pontiac, Mich.
68	Hauptmann, Caylin	OL	6-3	300	7/10/1991	2	Florida International	Los Angeles, Calif.
97	Schwenke, Kona	DL	6-4	297	5/11/1992	R	Notre Dame	Hau'ula, HI.
41	Swanson, Daxton	DB	5-11	191	3/21/1991	1	Sam Houston State	Waco, Texas

PRACTICE SQUAD

#	NAME	POS
35	Jonas Gray	RB
41	Daxton Swanson	DB
53	Ja'Gared Davis	LB
58	Darius Fleming	LB
64	Chris Barker	OL
68	Caylin Hauptmann	OL
82	Josh Boyce	WR
92	Jake Bequette	DE
93	Ben Bass	DL
97	Kona Schwenke	DL

RESERVE/INJURED LIST

#	NAME	POS	HT	WT	BORN	YR	COLLEGE	H.S. HOMETOWN
31	Gaffney, Tyler	RB	6-0	220	4/20/1991	R	Stanford	San Diego, Calif.
45	Gordon, Cameron	LB	6-3	240	6/5/1991	R	Michigan	Detroit, Mich.
52	Morris, James	LB	6-2	240	11/20/1991	R	Iowa	Solon, Iowa
16	Orton, Greg	WR	6-3	199	12/17/1986	1	Purdue	Huber Heights, Ohio
*96	Siliga, Sealver	DT	6-2	325	4/26/1990	3	Utah	West Jordan, Utah

*Designated to return

RESERVE/INJURED LIST

#	NAME	POS
16	Greg Orton	WR
31	Tyler Gaffney	RB
45	Cameron Gordon	LB
52	James Morris	LB
*96	Sealver Siliga	DT

*Designated to return

HEAD COACH: BILL BELICHICK

ASSISTANTS: Josh Boyer, Cornerbacks; Moses Cabrera, Assistant Strength and Conditioning; Brian Baboll, Tight Ends; Brendan Daly, Defensive Assistant; Dave DeGuglielmo, Offensive Line; Ivan Fears, Running Backs; Brian Flores, Safeties; Patrick Graham, Linebackers; Joe Judge, Asst. Special Teams; Josh McDaniels, Offensive Coordinator/Quarterbacks; Harold Nash, Head Strength and Conditioning; Scott O'Brien, Special Teams; Chad O'Shea, Receivers; Matt Patricia, Defensive Coordinator.



2014 NUMERICAL ROSTER

September 30, 2014

3	Stephen Gostkowski	K	6-1	215	30	9	Memphis	D4b-06
6	Ryan Allen	P	6-2	215	24	2	Louisiana Tech	FA-13
10	Jimmy Garoppolo	QB	6-2	225	22	R	Eastern Illinois	D2-14
11	Julian Edelman	WR	5-10	200	28	6	Kent State	D7a-09
12	Tom Brady	QB	6-4	225	37	15	Michigan	D6b-00
17	Aaron Dobson	WR	6-3	200	23	2	Marshall	D2b-13
18	Matthew Slater	WR	6-0	210	29	7	UCLA	D5-08
19	Brandon LaFell	WR	6-3	210	27	5	Louisiana State	UFA(CAR)-14
21	Malcolm Butler	CB	5-11	190	24	R	West Alabama	FA-14
22	Stevan Ridley	RB	5-11	220	25	4	Louisiana State	D3a-11
23	Patrick Chung	S	5-11	210	27	6	Oregon	FA-13
24	Darrelle Revis	CB	5-11	198	29	8	Pittsburgh	FA-14
25	Kyle Arrington	CB	5-10	190	28	6	Hofstra	FA-09
26	Logan Ryan	CB	5-11	195	23	2	Rutgers	D3a-13
27	Tavon Wilson	DB	6-0	215	24	3	Illinois	D2-12
28	James White	RB	5-10	205	22	R	Wisconsin	D4b-14
29	Don Jones	S	5-11	205	24	2	Arkansas State	CW(MIA)-14
30	Duron Harmon	DB	6-1	205	23	2	Rutgers	D3b-13
32	Devin McCourty	DB	5-10	195	27	5	Rutgers	D1-10
34	Shane Vereen	RB	5-10	205	25	4	California	D2b-11
37	Alfonzo Dennard	CB	5-10	200	25	3	Nebraska	D7a-12
38	Brandon Bolden	RB	5-11	220	24	3	Mississippi	FA-12
39	Brandon Browner	CB	6-4	221	30	5	Oregon State	UFA(SEA)-14
43	Nate Ebner	DB	6-0	210	25	3	Ohio State	D6-12
46	James Develin	FB	6-3	255	26	2	Brown	FA-12
47	Michael Hoomanawanui	TE	6-4	260	26	5	Illinois	FA-12
48	Danny Aiken	LS	6-4	255	26	4	Virginia	CW(BUF)-11
50	Rob Ninkovich	DE	6-2	260	30	9	Purdue	FA-09
51	Jerod Mayo	LB	6-1	250	28	7	Tennessee	D1-08
54	Dont'a Hightower	LB	6-3	270	24	3	Alabama	D1b-12
55	Deontae Skinner	LB	6-2	250	23	R	Mississippi State	FA-14
59	Chris White	LB	6-3	238	25	4	Mississippi	CW(DET)-13
61	Marcus Cannon	OL	6-5	335	26	4	Texas Christian	D5a-11
62	Ryan Wendell	OL	6-2	300	28	6	Fresno State	FA-08
63	Dan Connolly	OL	6-4	305	32	9	Southeast Missouri St.	FA-08
65	Jordan Devey	T	6-6	317	26	1	Memphis	FA-13
66	Bryan Stork	OL	6-4	310	23	R	Florida State	D4a-14
67	Josh Kline	OL	6-3	295	24	2	Kent State	FA-13
71	Cameron Fleming	OL	6-6	325	22	R	Stanford	D4c-14
72	Joe Vellano	DL	6-2	300	25	2	Maryland	FA-13
74	Dominique Easley	DL	6-2	290	22	R	Florida	D1-14
75	Vince Wilfork	DL	6-2	325	32	11	Miami (Fla.)	D1a-04
76	Sebastian Vollmer	T	6-8	320	30	6	Houston	D2d-09
77	Nate Solder	T	6-8	320	26	4	Colorado	D1-11
80	Danny Amendola	WR	5-11	195	28	6	Texas Tech	UFA(STL)-13
81	Tim Wright	TE	6-4	235	24	2	Rutgers	TR(TB)-14
84	Brian Tyms	WR	6-3	204	25	2	Florida A&M	FA-14
85	Kenbrell Thompkins	WR	6-1	195	26	2	Cincinnati	FA-13
87	Rob Gronkowski	TE	6-6	265	25	5	Arizona	D2a-10
90	Zach Moore	DL	6-6	275	24	R	Concordia-St. Paul	D6b-14
91	Jamie Collins	LB	6-3	250	24	2	Southern Mississippi	D2a-13
94	Chris Jones	DT	6-7	309	24	2	Bowling Green	CW(TB)-13
95	Chandler Jones	DE	6-8	265	24	3	Syracuse	D1a-12
98	Casey Walker	DL	6-1	335	24	1	Oklahoma	FA-14
99	Michael Buchanan	DL	6-12	255	23	2	Illinois	D7a-13

PRACTICE SQUAD

#	NAME	POS	HT	WT	AGE	YR	COLLEGE	ACQ.
35	Jonas Gray	RB	5-10	230	24	1	Notre Dame	FA-14
41	Daxton Swanson	DB	5-11	191	23	1	Sam Houston State	FA-14
53	Ja'Gared Davis	LB	6-0	238	24	1	Southern Methodist	CW(HOU)-13
64	Chris Barker	OL	6-2	310	24	2	Nevada	CW(MIA)-13
68	Caylin Hauptmann	OL	6-3	300	23	2	Florida International	FA-14
82	Josh Boyce	WR	5-11	205	23	2	Texas Christian	D4-13
92	Jake Bequette	DE	6-5	265	25	3	Arkansas	D3-12
93	Ben Bass	DL	6-5	295	24	3	Texas A&M	FA-14
97	Kona Schwenke	DL	6-4	297	22	R	Notre Dame	FA-14

RESERVE/INJURED LIST

#	NAME	POS	HT	WT	AGE	YR	COLLEGE	(IR date)
16	Greg Orton	WR	6-3	199	27	1	Purdue	7/28/2014
31	Tyler Gaffney	RB	6-0	220	23	R	Stanford	8/26/2014
45	Cameron Gordon	LB	6-3	240	23	R	Michigan	8/26/2014
52	James Morris	LB	6-2	240	22	R	Iowa	8/30/2014
*96	Sealver Siliga	DT	6-2	325	24	3	Utah	9/27/2014

*Designated to return



DEFENSE (26)

					DEFENSE (26)			
#	NAME	POS	HT	WT	BORN	YR	COLLEGE	H.S. HOMETOWN
DEFENSIVE LINE (9)								
99	Buchanan, Michael	DL	6-6	255	1/24/1991	2	Illinois	Homewood, Ill.
74	Easley, Dominique	DL	6-2	290	4/28/1992	R	Florida	Staten Island, N.Y.
95	Jones, Chandler	DE	6-5	265	2/27/1990	3	Syracuse	Endicott, N.Y.
94	Jones, Chris	DT	6-1	309	7/12/1990	2	Bowling Green	Brownsburg, Ind.
90	Moore, Zach	DL	6-6	275	9/5/1990	R	Concordia-St. Paul	Chicago, Ill.
50	Ninkovich, Rob	DE	6-2	260	2/1/1984	9	Purdue	Blue Island, Ill.
72	Vellano, Joe	DL	6-2	300	10/30/1988	2	Maryland	Rexford, N.Y.
98	Walker, Casey	DL	6-1	335	12/6/1989	1	Oklahoma	Garland, Texas
75	Wilfork, Vince	DL	6-2	325	11/4/1981	11	Miami (Fla.)	Boynton Beach, Fla.
LINEBACKER (5)								
91	Collins, Jamie	LB	6-3	250	10/20/1989	2	Southern Mississippi	McCall Creek, Miss.
54	Hightower, Dont'a	LB	6-3	270	3/12/1990	3	Alabama	Lewisburg, Tenn.
51	Mayo, Jerod	LB	6-1	250	2/23/1986	7	Tennessee	Hampton, Va.
55	Skinner, Deontae	LB	6-2	250	12/18/1990	R	Mississippi State	Macon, Miss.
59	White, Chris	LB	6-3	238	1/15/1989	4	Mississippi State	Vanceleave, Miss.
DEFENSIVE BACK (12)								
25	Arrington, Kyle	CB	5-10	190	8/12/1986	6	Hofstra	Accokeek, Md.
39	Browner, Brandon	CB	6-4	221	8/2/1984	5	Oregon State	Sylmar, Calif.
21	Butler, Malcolm	CB	5-11	190	3/2/1990	R	West Alabama	Vicksburg, Miss.
23	Chung, Patrick	S	5-11	210	8/19/1987	6	Oregon	Rancho Cucamonga, Calif.
37	Dennard, Alfonso	CB	5-10	200	9/9/1989	3	Nebraska	Rochelle, Ga.
43	Ebner, Nate	DB	6-0	210	12/14/1988	3	Ohio State	Dublin, Ohio
30	Harmon, Duron	DB	6-1	205	1/24/1991	2	Rutgers	Magnolia, Del.
29	Jones, Don	S	5-11	205	5/14/1990	2	Arkansas State	Town Creek, Ala.
32	McCourty, Devin	DB	5-10	195	8/13/1987	5	Rutgers	Montvale, N.J.
24	Revis, Darrelle	CB	5-11	198	7/14/1985	8	Pittsburgh	Aliquippa, Pa.
26	Ryan, Logan	CB	5-11	195	2/9/1991	2	Rutgers	Voorhees, N.J.
27	Wilson, Tavon	DB	6-0	215	3/19/1990	3	Illinois	Washington, D.C.
OFFENSE (26)								
#	NAME	POS	HT	WT	BORN	YR	COLLEGE	H.S. HOMETOWN
OFFENSIVE LINE (9)								
61	Cannon, Marcus	OL	6-5	335	5/6/1988	4	Texas Christian	Odessa, Texas
63	Connolly, Dan	OL	6-4	305	9/2/1982	9	Southeast Missouri St.	St. Louis, Mo.
65	Devey, Jordan	T	6-6	317	1/11/1988	1	Memphis	American Fork, Utah
71	Fleming, Cameron	OL	6-6	325	9/3/1992	R	Stanford	Houston, Texas
67	Kline, Josh	OL	6-3	295	12/29/1989	2	Kent State	Mason, Ohio
77	Solder, Nate	T	6-8	320	4/12/1988	4	Colorado	Buena Vista, Co.
66	Stork, Bryan	OL	6-4	310	11/15/1990	R	Florida State	Vero Beach, Fla.
76	Vollmer, Sebastian	T	6-8	320	7/10/1984	6	Houston	Kaarst, Germany
62	Wendell, Ryan	OL	6-2	300	3/4/1986	6	Fresno State	Pomona, Calif.
QUARTERBACK (2)								
12	Brady, Tom	QB	6-4	225	8/3/1977	15	Michigan	San Mateo, Calif.
10	Garoppolo, Jimmy	QB	6-2	225	11/2/1991	R	Eastern Illinois	Arlington Heights, Ill.
WIDE RECEIVER (7)								
80	Amendola, Danny	WR	5-11	195	11/2/1985	6	Texas Tech	The Woodlands, Texas
17	Dobson, Aaron	WR	6-3	200	7/23/1991	2	Marshall	Dunbar, W.V.
11	Edelman, Julian	WR	5-10	198	5/22/1986	6	Kent State	Redwood City, Calif.
19	LaFell, Brandon	WR	6-3	210	11/4/1986	5	Louisiana State	Houston, Texas
18	Slater, Matthew	WR	6-0	210	9/9/1985	7	UCLA	Anaheim, Calif.
85	Thompkins, Kenbrell	WR	6-1	195	7/29/1988	2	Cincinnati	Miami, Fla.
84	Tyms, Brian	WR	6-3	204	2/21/1989	2	Florida A&M	Ft. Lauderdale, Fla.
RUNNING BACK (5)								
38	Bolden, Brandon	RB	5-11	220	1/26/1990	3	Mississippi	Baton Rouge, La.
46	Develin, James	FB	6-3	255	7/23/1988	2	Brown	Gilbertsville, Pa.
22	Ridley, Stevan	RB	5-11	220	1/27/1989	4	Louisiana State	Natchez, Miss.
34	Vereen, Shane	RB	5-10	205	3/2/1989	4	California	Valencia, Calif.
28	White, James	RB	5-10	205	2/3/1992	R	Wisconsin	Ft. Lauderdale, Fla.
TIGHT END (3)								
87	Gronkowski, Rob	TE	6-6	265	5/14/1989	5	Arizona	Pittsburgh, Pa.
47	Hoomanawanui, Michael	TE	6-4	260	7/4/1988	5	Illinois	Bloomington, Ill.
81	Wright, Tim	TE	6-4	235	4/7/1990	2	Rutgers	Wall Township, N.J.
SPECIALISTS (3)								
#	NAME	POS	HT	WT	BORN	YR	COLLEGE	H.S. HOMETOWN
SPECIALISTS (3)								
48	Aiken, Danny	LS	6-4	255	8/28/1988	4	Virginia	Roanoke, Va.
6	Allen, Ryan	P	6-2	215	2/28/1990	2	Louisiana Tech	Salem, Ore.
3	Gostkowski, Stephen	K	6-1	215	1/28/1984	9	Memphis	Madison, Miss.
RESERVE/INJURED (5)								
#	NAME	POS	HT	WT	BORN	YR	COLLEGE	H.S. HOMETOWN
RESERVE/INJURED (5)								
31	Gaffney, Tyler	RB	6-0	220	4/20/1991	R	Stanford	San Diego, Calif.
45	Gordon, Cameron	LB	6-3	240	6/5/1991	R	Michigan	Detroit, Mich.
52	Morris, James	LB	6-2	240	11/20/1991	R	Iowa	Solon, Iowa
16	Orton, Greg	WR	6-3	199	12/17/1986	1	Purdue	Huber Heights, Ohio
*96	Siliga, Sealver	DT	6-2	325	4/26/1990	3	Utah	West Jordan, Utah
*Designated to return								



How The Patriots Were Built

UPDATED: September 30, 2014

<u>YEAR</u>	<u>DRAFTEES (29)</u>	<u>VETERAN FREE AGENTS (9)</u>	<u>WAIVERS (4) / TRADES (1)</u>	<u>ROOKIE AND FIRST-YEAR FREE AGENTS (12)</u>
2000	Tom Brady (6b)			
2004	Vince Wilfork (1a)			
2006	Stephen Gostkowski (4b)			
2008	Jerod Mayo (1) Matthew Slater (5)	Dan Connolly (fa) (JAX)		Ryan Wendell (fa)
2009	Sebastian Vollmer (2d) Julian Edelman (7a)	Rob Ninkovich (5) (NO)		Kyle Arrington (fa) (PHI)
2010	Devin McCourty (1) Rob Gronkowski (2a)			
2011	Nate Solder (1) Shane Vereen (2b) Stevan Ridley (3a) Marcus Cannon (5a)		Danny Aiken (fa) CW (BUF)	
2012	Chandler Jones (1a) Dont'a Hightower (1b) Tavon Wilson (2) Nate Ebner (6) Alfonzo Dennard (7a)	Michael Hoomanawanui (5) (STL)		Brandon Bolden (fa) James Develin (fa) (CIN)
2013	Jamie Collins (2a) Aaron Dobson (2b) Logan Ryan (3a) Duron Harmon (3b) Michael Buchanan (7a)	Danny Amendola (fa) (DAL)	Chris Jones (6) (HOU) CW (TB) Chris White (4) (BUF) CW (DET)	Ryan Allen (fa) Jordan Devey (fa) (BAL) Josh Kline (fa) Kenbrell Thompsons (fa) Joe Vellano (fa)
2014	Dominique Easley (1) Jimmy Garoppolo (2) Bryan Stork (4a) James White (4b) Cameron Fleming (4c) Zach Moore (6b)	Brandon Browner (fa) (DEN) Patrick Chung (2) (NE) Brandon LaFell (3) (CAR) Darrelle Revis (1) (NYJ) Brian Tyms (fa) (SF)	Don Jones (7) CW (MIA) Tim Wright (fa) (tr-TB)	Malcolm Butler (fa) Deontae Skinner (fa) Casey Walker (fa) (CAR)
NOTE: Team in parenthesis is the player's prior team (#) – indicates round drafted (fa) – indicates non-drafted free agents			<u>Reserve/Injured (5)</u> Tyler Gaffney (6) CW (CAR) Cameron Gordon (fa) James Morris (fa) Greg Orton (fa) (CIN) * Sealver Siliga (fa) (SF) (Designated to return)	



2014 TRANSACTIONS

UPDATED: September 30, 2014

JANUARY, 2014

1/8/2014	Gray, Jonas	Signed to a future contract
1/20/2014	Cave, Braxston	Signed to a future contract
1/20/2014	Devey, Jordan	Signed to a future contract
1/20/2014	Dunn, Reggie	Signed to a future contract
1/20/2014	Mattes, R.J.	Signed to a future contract
1/20/2014	McGuffie, Sam	Signed to a future contract
1/20/2014	Orton, Greg	Signed to a future contract
1/20/2014	Reed, Taylor	Signed to a future contract
1/21/2014	Forston, Marcus	Signed to a future contract

FEBRUARY, 2014

2/28/2014	Gregory, Steve	Released
-----------	----------------	----------

MARCH, 2014

3/10/2014	Grissom, Corry	Released
3/10/2014	McGuffie, Sam	Released
3/10/2014	Moe, TJ	Released
3/10/2014	Reed, Taylor	Released
3/12/2014	Hoomanawanui, Michael	Re-signed
3/12/2014	Sopoaga, Isaac	Released
3/12/2014	Zusevics, Markus	Released
3/15/2014	Browner, Brandon	Signed
3/17/2014	Revis, Darrelle	Signed
3/17/2014	LaFell, Brandon	Signed
3/18/2014	Edelman, Julian	Re-signed
3/19/2014	Hughlett, Charley	Signed
3/31/2014	Wendell, Ryan	Re-signed

APRIL, 2014

4/3/2014	Chung, Patrick	Signed
4/4/2014	Wilson, Adrian	Released
4/24/2014	Hull, Josh	Signed

MAY, 2014

5/5/2014	Smith, Will	Signed
5/8/2014	Easley, Dominique	Drafted
5/9/2014	Garoppolo, Jimmy	Drafted
5/10/2014	Stork, Bryan	Drafted
5/10/2014	White, James	Drafted
5/10/2014	Fleming, Cameron	Drafted
5/10/2014	Halapio, Jon	Drafted
5/10/2014	Moore, Zach	Drafted
5/10/2014	Thomas, Jemea	Drafted
5/10/2014	Gallon, Jeremy	Drafted
5/12/2014	Beck, Tyler	Signed
5/12/2014	Finch, Roy	Signed
5/12/2014	Gary, Shamiel	Signed
5/12/2014	Gordon, Cameron	Signed
5/12/2014	Hawkins, Travis	Signed
5/12/2014	Houston, Stephen	Signed
5/12/2014	Jones, Justin	Signed
5/12/2014	Skinner, Deontae	Signed
5/12/2014	Watson, Asa	Signed
5/15/2014	Beck, Tyler	Released
5/15/2014	Hughlett, Charley	Released
5/16/2014	Fleming, Cameron	Signed/Draft Choice
5/16/2014	Gallon, Jeremy	Signed/Draft Choice
5/16/2014	Moore, Zach	Signed/Draft Choice
5/16/2014	White, James	Signed/Draft Choice
5/16/2014	Deering, Jeremy	Signed
5/16/2014	Fleming, Darius	Signed
5/16/2014	Morris, James	Signed
5/16/2014	Ott, Tyler	Signed
5/19/2014	Halapio, Jon	Signed/Draft Choice
5/19/2014	Stork, Bryan	Signed/Draft Choice
5/19/2014	Thomas, Jemea	Signed/Draft Choice
5/19/2014	Butler, Malcolm	Signed
5/19/2014	Johnson, Derrick	Signed
5/19/2014	McCuller, Taylor	Signed
5/20/2014	Morris, James	Released
5/22/2014	Swanson, Daxton	Signed
5/22/2014	Tuipulotu, L.T.	Signed
5/22/2014	Deering, Jeremy	Released
5/22/2014	Orton, Greg	Released
5/27/2014	Van Hooser, Wilson	Signed
5/27/2014	Wiggins, Reese	Signed

JUNE, 2014

6/2/2014	Garoppolo, Jimmy	Signed/Draft Choice
6/4/2014	Anderson, James	Signed
6/4/2014	Harrison, Mark	Released
6/9/2014	Auffray, Kyle	Signed
6/9/2014	Johnson, Derrick	Released
6/11/2014	Mattes, R.J.	Released
6/12/2014	Johnson, Jeremy	Signed
6/16/2014	Auffray, Kyle	Released
6/17/2014	Epenesa, Seali'i	Signed

JUNE, 2014 (continued)

6/19/2014	Dunn, Reggie	Released
6/23/2014	Easley, Dominique	Signed/Draft Choice
6/23/2014	Martin, Chris	Signed

JULY, 2014

7/16/2014	Armstead, Armond	Reserve/Retired
7/17/2014	Johnson, Jeremy	Released
7/17/2014	Wiggins, Reese	Released
7/18/2014	Johnson, Derrick	Signed
7/18/2014	McDonald, Tyler	Signed
7/20/2014	Byham, Nate	Signed
7/21/2014	Manumaleuna, Eathyn	Signed
7/21/2014	Epenesa, Seali'i	Released
7/23/2014	Orton, Greg	Signed
7/23/2014	McDonald, Tyler	Released
7/25/2014	Byham, Nate	Released
7/27/2014	Orton, Greg	Released
7/27/2014	Stanford, Cole	Signed
7/27/2014	Tyms, Brian	Signed
7/28/2014	Gaffney, Tyler	Claimed off Waivers (CAR)
7/28/2014	Hull, Josh	Released
7/28/2014	Orton, Greg	Placed on Reserve/Injured

AUGUST, 2014

8/2/2014	Stanford, Cole	Released
8/3/2014	Morris, James	Signed
8/10/2014	Hartsock, Ben	Signed
8/10/2014	Maneri, Steve	Signed
8/10/2014	Miller, Terrence	Signed
8/10/2014	Houston, Stephen	Released
8/10/2014	Jones, Justin	Released
8/10/2014	Watson, Asi	Released
8/13/2014	Bass, Ben	Acquired Via Trade (DAL)
8/13/2014	Green, Justin	Traded to Dallas
8/13/2014	Worthy, Jerel	Acquired Via Trade (GB)
8/13/2014	Miller, Terrence	Released
8/14/2014	Hartsock, Ben	Released
8/18/2014	Jones, Justin	Signed
8/18/2014	Ott, Tyler	Released
8/21/2014	Forston, Marcus	Released
8/21/2014	Williams, D.J.	Released
8/25/2014	Anderson, James	Released
8/25/2014	Kelly, Tommy	Released
8/25/2014	Smith, Will	Released
8/25/2014	Jones, Justin	Released
8/26/2014	Wright, Tim	Acquired Via Trade (TB)
8/26/2014	Mankins, Logan	Traded to Tampa Bay
8/26/2014	Bass, Ben	Released
8/26/2014	Hawkins, Travis	Released
8/26/2014	Johnson, Derrick	Released
8/26/2014	Skinner, Deontae	Released
8/26/2014	Thomas, Jemea	Released
8/26/2014	Van Hooser, Wilson	Released
8/26/2014	Gaffney, Tyler	Placed on Reserve/Injured
8/26/2014	Gordon, Cameron	Placed on Reserve/Injured
8/30/2014	Aiken, Danny	Released
8/30/2014	Beauharnais, Steve	Released
8/30/2014	Bequette, Jake	Released
8/30/2014	Boyce, Josh	Released
8/30/2014	Cave, Braxston	Released
8/30/2014	Davis, Ja'Gared	Released
8/30/2014	Davis, Kanorris	Released
8/30/2014	Finch, Roy	Released
8/30/2014	Gallon, Jeremy	Released
8/30/2014	Gary, Shamiel	Released
8/30/2014	Halapio, Jon	Released
8/30/2014	Maneri, Steve	Released
8/30/2014	Martin, Chris	Released
8/30/2014	Manumaleuna, Eathyn	Released
8/30/2014	McCuller, Taylor	Released
8/30/2014	Swanson, Daxton	Released
8/30/2014	Tuipulotu, L.T.	Released
8/30/2014	Worthy, Jerel	Released
8/30/2014	Morris, James	Placed on Reserve/Injured
8/31/2014	Gaston, Bruce	Claimed off Waivers (ARI)
8/31/2014	Quarles, Kelcy	Claimed off Waivers (NYG)
8/31/2014	Mallett, Ryan	Traded to Houston
8/31/2014	White, Chris	Released

SEPTEMBER, 2014

9/1/2014	Bethel Thompson, M.	Signed to the practice squad
9/1/2014	Bequette, Jake	Signed to the practice squad
9/1/2014	Boyce, Josh	Signed to the practice squad
9/1/2014	Davis, Ja'Gared	Signed to the practice squad
9/1/2014	Davis, Kanorris	Signed to the practice squad
9/1/2014	Gray, Jonas	Signed to the practice squad
9/1/2014	Hughlett, Charley	Signed to the practice squad
9/1/2014	Martin, Chris	Signed to the practice squad
9/1/2014	Skinner, Deontae	Signed to the practice squad



2014 TRANSACTIONS

SEPTEMBER, 2014 (continued)

9/1/2014	Swanson, Daxton	Signed to the practice squad
9/1/2014	Jones, Don	Claimed off Waivers (MIA)
9/1/2014	Barker, Chris	Released
9/3/2014	Barker, Chris	Signed to the practice squad
9/3/2014	Reisner, Allen	Signed to the practice squad
9/3/2014	Thigpen, Marcus	Signed to the practice squad
9/3/2014	Bethel-Thompson, M.	Released from the practice squad
9/3/2014	Davis, Kanorris	Released from the practice squad
9/3/2014	Swanson, Daxton	Released from the practice squad
9/3/2014	Gaston, Bruce	Released
9/3/2014	Quarles, Kelcy	Released
9/3/2014	Hughlett, Charley	Released
9/4/2014	Aiken, Danny	Signed
9/4/2014	White, Chris	Signed
9/4/2014	Bethel-Thompson, M.	Signed to the practice squad
9/5/2014	Quarles, Kelcy	Signed to the practice squad
9/5/2014	Reisner, Allen	Released from the practice squad
9/9/2014	Bethel-Thompson, M.	Released from the practice squad
9/9/2014	Henderson, Cam	Signed to the practice squad
9/13/2014	Skinner, Deontae	Signed from the practice squad
9/13/2014	Fleming, Darius	Released
9/16/2014	Fleming, Darius	Signed to the practice squad
9/16/2014	Hauptmann, Caylin	Signed to the practice squad
9/16/2014	Schwenke, Kona	Signed to the practice squad
9/16/2014	Henderson, Cam	Released from the practice squad
9/16/2014	Thigpen, Marcus	Released from the practice squad
9/17/2014	Swanson, Daxton	Signed to the practice squad
9/26/2014	Bass, Ben	Signed to the practice squad
9/26/2014	Martin, Chris	Released from the practice squad
9/27/2014	Walker, Casey	Signed off Carolina practice squad
9/27/2014	Siliga, Sealter	Placed on Reseve/Injured (designated to return)



UNOFFICIAL DEPTH CHART

Unofficial depth chart compiled by Patriots media relations, September 30, 2014

OFFENSE

WR:	80 Danny Amendola	85 Kenbrell Thompson	18 Matthew Slater	84 Brian Tyms
LT:	77 Nate Solder	61 Marcus Cannon	65 Jordan Devey	
LG:	61 Marcus Cannon	65 Jordan Devey		
C:	62 Ryan Wendell	<u>66 Bryan Stork</u>		
RG:	63 Dan Connolly	67 Josh Kline		
RT:	76 Sebastian Vollmer	61 Marcus Cannon	<u>71 Cameron Fleming</u>	
TE:	87 Rob Gronkowski	47 Michael Hoomanawanui	81 Tim Wright	
WR:	11 Julian Edelman	17 Aaron Dobson	19 Brandon LaFell	
QB:	12 Tom Brady	<u>10 Jimmy Garoppolo</u>		
RB:	22 Stevan Ridley	38 Brandon Bolden	46 James Develin	
RB:	34 Shane Vereen	<u>28 James White</u>		

DEFENSE

LE:	50 Rob Ninkovich	99 Michael Buchanan	<u>74 Dominique Easley</u>
DT:	75 Vince Wilfork	98 Casey Walker	
DT:	94 Chris Jones	72 Joe Vellano	
RE:	95 Chandler Jones	<u>90 Zach Moore</u>	<u>74 Dominique Easley</u>
LB:	91 Jamie Collins	<u>55 Deontae Skinner</u>	
LB:	51 Jerod Mayo	59 Chris White	
LB:	54 Dont'a Hightower	<u>55 Deontae Skinner</u>	
LCB:	24 Darrelle Revis	26 Logan Ryan	<u>21 Malcolm Butler</u>
RCB:	37 Alfonzo Dennard	25 Kyle Arrington	39 Brandon Browner
S:	23 Patrick Chung	30 Duron Harmon	43 Nate Ebner
S:	32 Devin McCourty	27 Tavon Wilson	29 Don Jones

SPECIAL TEAMS

K:	3 Stephen Gostkowski
P:	6 Ryan Allen
H:	6 Ryan Allen
PR:	11 Julian Edelman 80 Danny Amendola
KR:	23 Patrick Chung 18 Matthew Slater
LS:	48 Danny Aiken

PRONUNCIATION GUIDE

Danny Amendola	am-men-DOLE-uh	Jerod Mayo	je-ROD
Alfonzo Dennard	DENN-erd	Stevan Ridley	STEE-ven
Jordan Devey	DEH-vee	Nate Solder	SOLD-er
Dominique Easley	DAW-min-eek	Brian Tyms	TIMS
Stephen Gostkowski	gost-COW-ski	Shane Vereen	vuh-REEN
Dont'a Hightower	don-TAY	Ryan Wendell	when-DELL
Michael Hoomanawanui	HO-oh-mah-nah-wah-noo-wee	Tavon Wilson	TAY-von