

# CHIEFS

WEEKLY GAME RELEASE



VS.



**SEPT. 29, 2014**

Regular Season Game 4

Arrowhead Stadium

Kansas City, Missouri • 7:30 p.m. CT





# CHIEFS

REGULAR SEASON GAME NO. 4

## CHIEFS COMMUNICATIONS STAFF CONTACT INFORMATION

Ted Crews  
Brad Gee  
Luke Shanno  
Cydney Ricker  
Simon Noel

Vice President of Communications  
Assistant Director of Communications  
Corporate Communications Manager  
Communications Assistant  
Football Communications Assistant

(816) 920-4359  
(816) 920-4349  
(816) 920-4351  
(816) 920-4352  
(816) 920-4403

tcrews@chiefs.nfl.com  
bgee@chiefs.nfl.com  
lshanno@chiefs.nfl.com  
cricker@chiefs.nfl.com  
snoel@chiefs.nfl.com

## CHIEFS FACE PATRIOTS ON ESPN'S MONDAY NIGHT FOOTBALL

Kansas City Chiefs (1-2) vs. New England Patriots (2-1)

Monday, Sept. 29, 2014 • 7:30 p.m. CT

Arrowhead Stadium • Kansas City, Missouri



VS.



After two consecutive road contests, the Kansas City Chiefs return to Arrowhead Stadium to face the New England Patriots on ESPN's Monday Night Football. Kickoff is slated for 7:30 p.m. on Sept. 29. The last time these two clubs met was Nov. 21, 2011, a match that was also featured on ESPN's Monday Night Football.

The Chiefs are coming off their first regular season win of the 2014 season after defeating the Miami Dolphins 34-15 at Sun Life Stadium last Sunday.

QB Alex Smith and RB Knile Davis led the charge for the club. Smith completed 76 percent of his passes and threw three touchdowns, while Davis rushed 32 times for 132 yards and a touchdown. It was Davis' first-career 100-yard rushing effort. RB Joe McKnight led the team in receptions, catching six passes for 64 yards and two touchdowns. TE Travis Kelce added a touchdown grab, his first-career scoring reception. Defensively, Kansas City spent a good portion of the game in Miami's backfield. The team tallied 4.0 sacks, three tackles for loss and six quarterback pressures.



Chiefs Head Coach Andy Reid is currently in his second season with the club after orchestrating the greatest single-season turnaround in franchise history in his first year. As a head coach in the NFL, Reid's teams have started 1-2 four times in 16 seasons. In 2007, the 1-2 Eagles finished 12-4 and advanced to the NFC Championship game and in 2000 his team finished 11-5 and claimed a Wild Card spot.

Despite missing a number of key starters the first three weeks, the team returns six Pro Bowl players to its 53-man roster including Alex Smith, Jamaal Charles, Eric Berry, Justin Houston, Dontari Poe and Tamba Hali to help lead a fairly young squad. The average age of the club's roster is 25.7. The team has 21 new faces on the roster including two undrafted free agents. The team's 2014 schedule features seven opponents that finished with a .500 or better record. The total 2013 record of the club's opponents combined is 143-113 (.558).

Following Monday Night Football, the Chiefs will hit the road for the third time in five weeks to face the San Francisco 49ers on Oct. 5. Chiefs QB Alex Smith will face his former squad for the first time since being traded to the Chiefs. Kickoff is slated for 3:25 p.m. CT.

### THIS WEEK'S MEDIA AVAILABILITY

Date	Practice	Coach	Media	Players
Tuesday, Sept. 23	No Media Availability			
Wednesday, Sept. 24	No Media Availability			
Thursday, Sept. 25	1:20 p.m.	A. Reid	11:40 a.m.	11:45 a.m.
Friday, Sept. 26	1:20 p.m.	Coord.	11:40 a.m.	11:45 a.m.
Saturday, Sept. 27	11:45 a.m.	A. Reid	1:10 p.m.	1:10 p.m.
Sunday, Sept. 28	No Media Availability			
Monday, Sept. 29	Chiefs vs. Patriots, Arrowhead - 7:30 p.m. CT			

• Patriots Conference Calls will take place Wednesday. Coach Belichick at 8:20 a.m. CT and TE Rob Gronkowski at 1 p.m. CT. Call-in info has been emailed to local media affiliates.

### BROADCAST INFORMATION

**TV Coverage**  
ESPN (KMBC Local)

**Play-by-Play:** Mike Tirico  
**Color:** Jon Gruden  
**Sideline:** Lisa Salters

**Chiefs Spanish Radio**  
La Gran D (1340 AM)

**Play-by-Play:** Enrique Morales  
**Color:** Oscar Monterroso  
**Sideline:** Ricardo Soto

**Chiefs FOX Football Radio Network**  
KCFX (101.1 FM)

**Play-by-Play:** Mitch Holthus  
**Color:** Len Dawson  
**Sideline:** Kendall Gammon

**Chiefs Postgame Show**  
KCFX (101.1 FM)

**KCFX Hosts:** Art Hains, Len Dawson, Dan Israel & Kendall Gammon

**Chiefs Twitter Accounts:** @KCChiefs  
@ChiefsReporter  
@KCChiefs\_Rachel

### CHIEFS MEDIA WEBSITE INFORMATION

The Kansas City Chiefs 2014 Media Guide is available on the Chiefs Media Guide website, [media.kcchiefs.com](http://media.kcchiefs.com). In 2012, the Chiefs introduced an online, interactive media guide that is updated weekly throughout the season to reflect the most up-to-date information. Additionally, all of Kansas City's weekly press materials such as transcripts, weekly releases, additional stats and more are available on the club's media guide website under the "2014 Weekly Information" link. Media members can also access the Chiefs credential application through the Chiefs Media Guide website.

### DID YOU KNOW?

The second-ever regular season telecast of Monday Night Football featured the defending World Champion Chiefs at Baltimore on Sept. 28, 1970. Kansas City won 44-24 as the Chiefs forced seven turnovers and Pro Football Hall of Fame QB Len Dawson threw four touchdown passes.

## CHIEFS VS. PATRIOTS 2014 TEAM COMPARISON

		Chiefs		Patriots
Record .....	1-2	2-1		
Division Standing .....	3rd (AFCW)	T-1st (AFCE)		
Turnover Margin (NFL Rank) .....	-5 (32nd)	6 (T-1st)		

### Offense (NFL Rank)

Net Yards Per Game .....	322.3 (T-23rd)	301.3 (26th)
Yards Per Play .....	4.79 (27th)	4.30 (32nd)
Points Per Game .....	20.3 (T-22nd)	22.0 (T-14th)
Possession Average .....	30:44 (T-13th)	30:54 (12th)
Net Rushing Yards Per Game .....	124.7 (13th)	105.0 (22nd)
Net Passing Yards Per Game .....	197.7 (26th)	196.3 (27th)
Had Intercepted/Yards .....	3/12	0/0
Sacks Allowed/Yards .....	11/-50.0 (30th)	7/-43.0 (T- 19th)
Fumbles/Lost .....	5/2	5/2
Third Down Pct. ....	47.7% (7th)	38.8% (21st)
Red Zone TD Pct. ....	66.7% (T-5th)	50.0% (T-17th)
Giveaways .....	5 (T-21st)	2 (T-5th)

### Defense (NFL Rank)

Net Yards Per Game .....	354.0 (19th)	272.7 (3rd)
Yards Per Play .....	5.65 (18th)	4.35 (2nd)
Points Per Game .....	21.7 (T-13th)	16.3 (T-4th)
Net Rushing Yds/Game .....	130.3 (23rd)	104.0 (11th)
Net Passing Yards Per Game .....	223.7 (T-11th)	168.7 (1st)
Intercepted By/Yards .....	0/0.0	6/61.0
Sacks For/Yards .....	9/-42.0 (T-4th)	7/-48.0 (T-11th)
Opponent Fumbles/Lost .....	5/2	5/2
Third Down Pct. ....	35.9% (7th)	43.2% (20th)
Red Zone TD Pct. ....	60.0% (22nd)	33.3% (T-2nd)
Takeaways .....	0 (32nd)	8 (T-1st)



### Special Teams (NFL Rank)

Punts-Average Yards (Gross) .....	45.7 (T-14th)	43.3 (T-24th)
Punts-Average Yards (Net) .....	44.9 (2nd)	38.8 (21st)
Punt Returns-Average Per .....	13.5 (4th)	12.6 (5th)
Punt Returns-Average Per Allowed ...	2.3 (T-3rd)	8.9 (20th)
Kickoff Returns-Average Per .....	22.7 (18th)	25.8 (10th)
Kickoff Returns-Avg. Per Allowed ....	32.0 (31st)	20.7 (12th)
Field Goals Made/Attempted .....	2/4 (T-29th)	8/8 (T-1st)

### Penalties (NFL Rank)

Penalties Against/Yds .....	14/110.0 (4th)	30/322.0 (30th)
Opp. Penalties Against/Yds .....	29/246.0 (3rd)	17/133.0 (T-24th)

## CHIEFS VS. PATRIOTS 2014 IND. COMPARISON

		Chiefs		Patriots
<b>PASSING YARDS</b>				
Smith .....	643	Brady .....	632	

<b>RUSHING YARDS</b>				
Davis .....	214	Ridley .....	176	
Smith .....	95	Vereen .....	96	
Gray .....	31	Edelman .....	35	

<b>RECEIVING YARDS</b>				
Kelce .....	166	Edelman .....	260	
Avery .....	110	Gronkowski .....	116	
Fasano .....	91	Thompkins .....	53	

<b>POINTS SCORED</b>				
Davis .....	18	Gostkowski .....	30	
Santos .....	13	Gronkowski .....	12	
McKnight .....	12	Four tied .....	6	

<b>INTERCEPTIONS</b>				
None .....	0	Six tied .....	1	

<b>SACKS</b>				
Houston .....	3.0	Hightower .....	2.0	
Hali .....	2.0	Jones .....	2.0	
Poe .....	1.5	Three tied .....	1.0	
Two tied .....	1.0			

<b>DEFENSIVE TACKLES</b>				
Mauga .....	19	Mayo .....	30	
Berry .....	15	Hightower .....	16	
Parker .....	15	Jones .....	14	

<b>KICKOFF RETURNS (AVG.)</b>				
McKnight .....	3 (21.7)	Chung .....	2 (25.0)	
Davis .....	2 (28.5)	McCourty .....	1 (27.0)	
		Slater .....	1 (26.0)	

<b>PUNT RETURNS (AVG.)</b>				
Hammond Jr. ....	11 (13.5)	Edelman .....	7 (12.6)	

<b>FIELD GOALS</b>				
Santos .....	2/4 (50.0%)	Gostkowski .....	8/8 (100.0%)	

<b>PUNTS (GROSS/NET AVG.)</b>				
Colquitt .....	12 (45.7/44.9)	Allen .....	15 (46.1/38.8)	

## CHIEFS VS. PATRIOTS SERIES HISTORY

• The Kansas City Chiefs and New England Patriots will play for the 33rd time in history, with the Chiefs holding a 16-13-3 overall edge. The Chiefs are 4-1 all-time against New England at Arrowhead Stadium. The Patriots last trip to Arrowhead came in 2005, when the Chiefs defeated the Patriots 26-16.

• It will be the fourth meeting ever between these teams on Monday Night Football. The last contest between the Chiefs and Patriots also came on MNF during the 2011 season. The Patriots (3-0) are undefeated against the Chiefs on Monday night. This will be the second time Kansas City and New England will play at Arrowhead on MNF (2004).

• The Chiefs were 10-5-3 all-time against the Boston Patriots from 1960-70. 17 of those meetings came when both franchises were a part of the AFL.

### CHIEFS VS. PATRIOTS SERIES HISTORY - LAST 10 GAMES

Date	Result	Of Note
12/13/92*	W 27-20	KC: C. Mincy 30-yd fumble return TD
10/15/95*	W 31-26	KC: G. Hill 15 att. 83 yards, TD
10/11/98	L 10-40	NE: D. Bledsoe 17-26, 226 yards, 3 TD
10/10/99*	W 16-14	KC: Outrushed NE 140-62 yards
12/04/00	L 24-30	KC: T. Gonzalez 11 rec. 147 yards, TD
09/22/02	L 38-41 (OT)	NE: T. Brady 39-54, 410 yards, 4 TD
11/22/04*	L 19-27	NE: D. Branch 6 rec. 105 yards, TD
11/27/05*	W 26-16	KC: L. Johnson 31 att. 119 yards, TD
09/07/08	L 10-17	NE: R. Moss 6 rec. 116 yards, TD
11/21/11	L 3-34	NE: R. Gronkowski 4 rec. 96 yards, 2 TD

\*at Arrowhead Stadium

## CHIEFS HEAD COACH ANDY REID



Reid is currently in his 23rd NFL season and second with the Chiefs. In 2013, Reid led the Chiefs to an 11-5 record marking the greatest single-season turnaround in franchise history and first postseason appearance since 2010. He mentored 10 players who earned Pro Bowl honors, more than any other team in the NFL last season.

Reid boasts a career record of 142-100-1 (.586) in the regular season. He also owns a 10-10 postseason record. In 2013, he became just the 21st coach in NFL history to crack the 150 win mark with his 152 total victories. Prior to joining the Chiefs, Reid led the Philadelphia Eagles to a 130-93-1 (.583) regular season record during his 14 seasons as head coach. He led the Eagles franchise to one Super Bowl appearance. When you include his time as an NFL assistant coach, his teams have made the playoffs 17 times (19-15 record), and he has coached in three Super Bowls and eight NFC Championship Games.

Reid spent seven seasons as an assistant coach with the Green Bay Packers under Head Coach Mike Holmgren. Prior to joining the NFL ranks, Reid's final collegiate stop was also in the Show-Me State as he coached the offensive line at the University of Missouri (1989-91).

Prior to his stint with the Tigers, Reid spent two years working with the offensive line at the University of Texas – El Paso, and before that, he held the same position with Northern Arizona. In 1983, Reid took the position of offensive coordinator and offensive line coach at San Francisco State (1983-85).

A tackle/guard at Brigham Young University from 1979-81, Reid entered the coaching ranks as a graduate assistant at BYU in 1982.

<b>NFL Head Coach:</b>	16th Year	<b>Record w/ KC:</b>	12-7 (.632)
<b>NFL Coach Overall:</b>	23rd Year	<b>Record w/ PHI:</b>	130-93-1 (.583)
<b>NFL Overall:</b>	152-110-1 (.580)	<b>College:</b>	BYU ('81)
<b>Reg. Season:</b>	142-100-1 (.586)	<b>Hometown:</b>	Los Angeles
<b>Postseason:</b>	10-10 (.500)		

### ANDY REID'S CAREER PATH

1979-82	BYU	Tackle/Guard ('79-81) Graduate Assistant ('82)
1983-85	San Francisco State	Off. Coordinator/ Offensive Line
1986	Northern Arizona	Offensive Line
1987-88	Texas-El Paso	Offensive Line
1989-91	Missouri	Offensive Line
1992-98	Green Bay Packers	TE/OL ('92-96) Quarterbacks ('97-98)
1999-12	Philadelphia Eagles	Head Coach ('99-00) HC/Exec. V.P. Football Ops ('01-12)
2013-14	Kansas City Chiefs	Head Coach



### ANDY REID'S HARDWARE



Super Bowls

96  
Conference Titles

95 96 97 01  
02 03 04 06 10  
Division Titles

## PATRIOTS HEAD COACH BILL BELICHICK



The longest-tenured Head Coach currently in the NFL, Bill Belichick is in his 15th season leading the New England Patriots and his 20th year as an NFL Head Coach.

Belichick is the only head coach in NFL history to win three Super Bowl championships in a four-year span.

Additionally, he leads all active coaches and currently sits alone in fifth place all time with 220 total victories as a head coach.

In 2013, Belichick passed Hall of Famer Chuck Noll for fifth place on the NFL wins list and his winning percentage of .657 ranks third in NFL history among coaches with 150 or more wins, trailing only George Halas (.682) and Don Shula (.666).

In 14 seasons, Belichick has delivered three Super Bowl championships, five conference titles and 11 division titles.

Serving on the staffs of the Baltimore Colts, Detroit Lions, New York Giants, Cleveland Browns, New York Jets and the New England Patriots, Belichick is currently in his 40th year coaching in the NFL.

Bill Belichick was born in April 1952 in Nashville, Tenn. Belichick grew up in Annapolis, Md. His father, Steve, played fullback for the Detroit Lions in 1941. He was inducted to the Annapolis High School hall of fame.

<b>NFL Head Coach:</b>	20th Year	<b>Record w/ NE:</b>	165-62 (.727)
<b>NFL Coach Overall:</b>	40th Year	<b>Record vs. KC :</b>	7-2 (.778)
<b>NFL Overall:</b>	220-115 (.657)	<b>College:</b>	Wesleyan ('75)
<b>Reg. Season:</b>	201-106 (.655)	<b>Hometown:</b>	Annapolis, Md.
<b>Postseason:</b>	19-9 (.679)		

### BILL BELICHICK'S CAREER PATH

1975	Baltimore Colts	Assistant
1976	Detroit Lions	Assistant Special Teams
1977	Detroit Lions	Assistant Special Teams/TEs/WRs
1978	Denver Broncos	Asst. Special Teams/Defensive Assistant
1979-80	New York Giants	Special Teams
1981-82	New York Giants	Special Teams/Linebackers
1983-84	New York Giants	Linebackers
1985-88	New York Giants	Defensive Coordinator
1989-90	New York Giants	Defensive Coordinator
1991-95	Cleveland Browns	Head Coach
1996	New England Patriots	Asst. Head Coach/Secondary
1997-99	New York Jets	Asst. Head Coach/Secondary
2000-14	New England Patriots	Head Coach



### BILL BELICHICK'S HARDWARE



Super Bowls

86 90 01 03 04  
Conference Titles

75 78 86 89 90 96 98 01 03  
04 05 06 07 09 10 11 12 13  
Division Titles



## CHIEFS VS. PATRIOTS CONNECTIONS

### Professional

• Patriots WR **Danny Amendola** (2009-12) and Chiefs WR **Donnie Avery** (2008-10) both began their careers as receivers for the Rams. The two were joined on offense by Patriots TE **Michael Hoomanawanui** (2010-11). Amendola was also with **Al Harris** (2011) in St. Louis during Harris' final season of his 14-year NFL career.

• Patriots CB **Brandon Browner** (2011-13) was a part of the secondary with Chiefs CB **Ron Parker** (2011, 2012-13) when the two played for the Seattle Seahawks.

• New England S **Patrick Chung** (2013) and Chiefs S **Kurt Coleman** (2010-13) were safety counterparts last season for the Eagles and were also joined in Philadelphia by Chiefs DL **Damion Square** (2013).

• Patriots OL **Dan Connolly** (2005-06) began his career with the Jacksonville Jaguars, where he was coached by Chiefs Offensive Line Coach **Andy Heck** (2004-12).

• Chiefs S **Kelcie McCray** (2013) spent a portion of the 2013 season with Patriots CB **Darrelle Revis** (2013), TE **Tim Wright** (2013) and DT **Chris Jones** (2013) in Tampa Bay.

• Chiefs CB **Ron Parker** (2012) was on the Carolina Panthers roster during Patriots WR **Brandon Lafell's** (2010-13) three-year tenure with the club.

• Patriots LB **Rob Ninkovich** (2006, 2008) spent a part of two seasons in New Orleans when Chiefs Linebackers Coach **Gary Gibbs** was the Saints defensive coordinator. Ninkovich (2007-08) was also in Miami while Chiefs TE **Anthony Fasano** (2008-12) was on the roster.

• Patriots CB **Darrelle Revis** (2007-12) was with the New York Jets while Chiefs LB **Josh Mauga** (2009-13) and RB **Joe McKnight** (2010-12) were also on the squad. His defensive coordinator in New York for two seasons was current Chiefs Defensive Coordinator **Bob Sutton** (2000-12).

• New England DT **Sealver Siliga** (2012) was in Denver with two members of the Kansas City Chiefs: T **Ryan Harris** (2012) and **Kevin Vickerson** (2010-13). Patriots Offensive Coordinator **Josh McDaniels** (2009-10) was the head coach of the Denver Broncos during the time that Harris and Vickerson were on the roster.

• Patriots WR **Brian Tyms** (2013) played with Chiefs CB **Chris Owens** (2013) last season when the two were on the Cleveland Browns.

• Chiefs General Manager **John Dorsey** defeated the New England Patriots in Super Bowl XXXI when he was a college scout with the Green Bay Packers. It earned Dorsey his first ring during his time in the NFL.

• New England Special Teams Coordinator **Scott O'Brien** (2005-06) was an assistant to the head coach for the Dolphins during the time that Chiefs DT **Kevin Vickerson** (2005-06) was in Miami. O'Brien (2007-08) then joined Denver as the special teams coach while Chiefs T **Ryan Harris** (2007-10, 2012) and DL **Kevin Vickerson** (2010-13) were members of the Broncos.

• Patriots Offensive Line Coach **Dave DeGuglielmo** (2009-11) coached the Dolphins offensive line while Chiefs Assistant Secondary Coach **Al Harris** (2010), TE **Anthony Fasano** (2008-12) and CB **Sean Smith** (2009-12) were all on the roster. DeGuglielmo (2012) also coached the Jets offensive line while **Josh Mauga** (2009-13) and **Joe McKnight** (2010-12) played in New York.

• Patriots Wide Receivers Coach **Kevin O'Shea** (2006-08) was an offensive assistant for the Minnesota Vikings during Chiefs S **Husain Abdullah's** (2008-11) rookie year with the team. Patriots Defensive Assistant **Brendan Daly** (2006-08) was also on staff for that season as a defensive assistant. Daly (2009-11) also coached the defensive line in St. Louis while Chiefs WR **Donnie Avery** (2008-10) and **Al Harris** (2011) were on the roster.

• Patriots Offensive Coaching Assistant **Brian Daboll** (2011) was the offensive coordinator in Miami while Chiefs TE **Anthony Fasano** (2008-12)

and CB **Sean Smith** (2009-12) were on the roster. Daboll (2009-10) was in Cleveland as the offensive coordinator while Chiefs Director of Football Administration **Trip MacCracken** served in an administrative role with the Browns. Daboll (2007-08) was also the Jets quarterbacks coach during **Bob Sutton's** (2000-12) tenure with the club.

### College

• Patriots T **Jordan Devey** (2011-12) spent one season at the University of Memphis with Chiefs DT **Dontari Poe** (2009-11).

• New England DL **Dominique Easley** (2010-13) played on the defensive line with Chiefs DL **Jaye Howard** (2007-11) at the University of Florida. Easley and Howard also joined **Frankie Hammond Jr.** (2008-12) in Gainesville.

• Patriots DB **Nate Ebner** (2009-11) played collegiately with Chiefs S **Kurt Coleman** (2006-09) for a season at Ohio State.

• Chiefs CB **Marcus Cooper** (2008-12) combined with Patriots DB **Duron Harmon** (2009-12) and CB **Logan Ryan** (2010-12) to form part of the Rutgers secondary. Patriots CB **Devin McCourty** (2005-09) spent one season with Cooper when he was a redshirt freshman and Harmon when he was a true freshman. Patriots TE **Tim Wright** (2008-11) and Patriots Coaching Assistant **Steve Belichick** (2011) also played at Rutgers during this period.

• Chiefs DL **Damion Square** (2008-12) played collegiately at Alabama with Patriots LB **Dont'a Hightower** (2008-11), where the two helped the Crimson Tide win the 2009 and 2011 National Championships. Patriots Assistant Special Teams Coach **Joe Judge** (2009-11) was a football analyst under Nick Saban during this time period as well.

• Patriots S **Don Jones** (2009, 2011-12) and Chiefs S **Kelcie McCray** (2007-11) manned the safety positions together at Arkansas State.

• Chiefs WR **Dwayne Bowe** (2003-06) paired with Patriots WR **Brandon LaFell** (2005-09) at the receiving position when the two played at LSU.

• Patriots LB **Jerod Mayo** (2004-07) and Chiefs S **Eric Berry** (2007-09) played together for one season at Tennessee. They reached the SEC Championship Game and defeated the Wisconsin Badgers in the Outback Bowl. Mayo also spent one year in Knoxville with Chiefs P **Dustin Colquitt** (2000-04).

• Chiefs G **Mike McGlynn** (2004-07) played all four years at Pittsburgh with Patriots CB **Darrelle Revis** (2004-07).

• Patriots DT **Sealver Siligia** (2008-10) spent his freshman season with Chiefs CB **Sean Smith** (2005-08) at Utah.

• Chiefs C **Rodney Hudson** (2007-10) started with Patriots OL **Bryan Stork** (2009-13) on the interior offensive line at Florida State. Stork started at right guard as a redshirt freshman while Hudson manned the left guard position during his senior season. During the 2010 season, Hudson was named one of three finalists for the Outland Trophy along with Patriots T **Nate Solder** and Falcons T Gabe Carimi.

• Patriots WR **Kenbrell Thompson** (2011-12) played two seasons at Cincinnati with Chiefs TE **Travis Kelce** (2008-12).

• Patriots T **Sebastian Vollmer** (2004-08) played tight end and offensive line at Houston while Chiefs WR **Donnie Avery** (2003-07) and LS **Thomas Gafford** (2001-04) were on the Cougars roster.

• Chiefs WR **A.J. Jenkins** (2008-11) spent all four years at Illinois with Patriots DB **Tavon Wilson** (2008-11). Jenkins was a first round draft pick of the San Francisco 49ers in the 2012 Draft, while Wilson was selected 18 picks later in the second round by the Patriots. Patriots DL **Michael Buchanan** (2009-12) also spent three years in Champaign with the pair.

### Former Chiefs

- Patriots RB **Brandon Bolden's** grandfather, Frank Pitts, was a receiver for the Chiefs during Kansas City's two Super Bowl appearances, losing Super Bowl I and winning Super Bowl IV.
- Patriots practice squad member **Kona Schwenke** spent this year's training camp with the Kansas City Chiefs and also a week on the Chiefs practice squad.
- Patriots Wide Receivers Coach **Kevin O'Shea** (2003-05) was an assistant special teams coach for the Chiefs for three seasons.
- Patriots Offensive Coaching Assistant **Brian Daboll** (2012) served as the Chiefs offensive coordinator during the 2012 NFL season.

### Former Patriots

- Chiefs Assistant Offensive Line Coach **Eugene Chung** (1992-94) was drafted 13th overall by the New England Patriots in the 1992 NFL Draft. Chung played in 15 games (14 starts) as a rookie in 1992 and started all 16 games in 1993.
- Chiefs Director of College Scouting **Marvin Allen** was an 11th round draft pick of the Patriots in 1988. He played with the Patriots for four seasons. He eventually joined the Patriots front office after his playing days (1993-08). He spent 16 seasons with the club, the last 12 of which were in the player personnel department as an area scout.
- Chiefs Defensive Line Coach **Tommy Brasher** (1982-84) coached New England's defensive line for three years.

### Hometown/Local

- New England Patriots Wide Receivers Coach **Kevin O'Shea**, OL **Cameron Fleming** and WR **Brandon LaFell** and Chiefs Linebackers Coach **Gary Gibbs** and DL **Damion Square** all call Houston, Texas home.
- Chiefs WR **Dwayne Bowe** and Patriots WR **Kenbrell Thompson** are originally from Miami, Fla.
- Chiefs Practice Squad OL **Curtis Feigt** and Patriots T **Sebastian Vollmer** grew up in Germany.
- Chiefs FB **Anthony Sherman** is originally from North Attleboro, Massachusetts.
- Kansas City C **Rodney Hudson** and New England LB **Chris White** are both from Mobile, Ala.
- Chiefs rookie G **Zach Fulton** and Patriots DL **Michael Buchanan** attended Homewood-Flossmore High School in Homewood, Ill. They played three seasons together (2006-08).
- Patriots OL **Dan Connolly** hails from St. Louis, Mo., and attended Southeast Missouri State.



## **CHIEFS ASSISTANT COACHES**

### OFFENSIVE STAFF

**David Culley**

Asst. Head Coach/Wide Receivers

**Doug Pederson**

Offensive Coordinator

**Eric Bieniemy**

Running Backs

**Eugene Chung**

Asst. Offensive Line

**Andy Heck**

Offensive Line

**Tom Melvin**

Tight Ends

**Matt Nagy**

Quarterbacks

**Corey Matthaui**

Quality Control

### DEFENSIVE STAFF

**Bob Sutton**

Defensive Coordinator

**Tommy Brasher**

Defensive Line

**Gary Gibbs**

Linebackers

**Al Harris**

Asst. Secondary

**Emmitt Thomas**

Defensive Backs

**Mark DeLeone**

Quality Control

**Britt Reid**

Quality Control

### SPECIAL TEAMS STAFF

**Dave Toub**

Special Teams Coordinator

**Brock Olivo**

Asst. Special Teams

### MISCELLANEOUS

**Barry Rubin**

Head Strength and Conditioning

**Travis Crittenden**

Asst. Strength and Conditioning

**Brent Salazar**

Asst. Strength and Conditioning

**Brad Childress**

Spread Game Analyst/Special Projects

**Mike Frazier**

Statistical Analysis Coordinator

## REG. SEASON WEEK 4 SCHEDULE

### Thursday, Sept. 25


Giants at Redskins ..... 7:25 p.m.

### Sunday, Sept. 28

Packers at Bears ..... 12:00 p.m.  
 Bills at Texans ..... 12:00 p.m.  
 Titans at Colts ..... 12:00 p.m.  
 Panthers at Ravens ..... 12:00 p.m.  
 Lions at Jets ..... 12:00 p.m.  
 Buccaneers at Steelers ..... 12:00 p.m.  
 Dolphins at Raiders (London) ..... 12:00 p.m.  
 Jaguars at Chargers ..... 3:05 p.m.  
 Eagles at 49ers ..... 3:25 p.m.  
 Falcons at Vikings ..... 3:25 p.m.  
 Saints at Cowboys ..... 7:30 p.m.

### Monday, Sept. 29

Patriots at Chiefs ..... 7:30 p.m.



## 2014 CHIEFS TEAM STATS & RANKINGS

### CATEGORY

### TOTAL



Total Offense	322.3	T-12th	T-23rd
Rush Offense	124.7	9th	13th
Pass Offense	197.7	11th	25th
Total Defense	354.0	11th	19th
Rush Defense	130.3	11th	23rd
Pass Defense	103.1	13th	27th
Points/Game	20.3	12th	T-22nd
Opp. Pts./Game	21.7	T-8th	T-14th

## 2014 CHIEFS INDIVIDUAL STATS & RANKINGS

### CATEGORY

### PLAYER

### TOTAL



Scoring (NK)	Davis	18	T-2nd	T-6th
Rushing Yards	Davis	214	3rd	7th
QB Rating	A. Smith	81.5	15th	36th
Receptions	Avery	12	26th	T-54th
Rec. Yards	Kelce	166	18th	41st
Interceptions	N/A	N/A	N/A	N/A
Punting Avg.	Colquitt	45.7	2nd	2nd
Punt Ret. Avg.	Hammond	13.5	3rd	5th
KO Ret. Avg.	Hammond	37.0	3rd	4th
Sacks	Houston	3.0	T-1st	T-4th

## CHIEFS 2014 SCHEDULE

### PRESEASON

Date	Opponent	Time	Result
Aug. 7	Cincinnati	7 p.m.	W, 41-39
Aug. 17	at Carolina	7 p.m.	L, 16-28
Aug. 23	Minnesota	7 p.m.	L, 12-30
Aug. 28	at Green Bay	6 p.m.	L, 14-34

### REGULAR SEASON

Date	Opponent	Time	Network
Sept. 7	Tennessee	Noon	L, 10-26
Sept. 14	at Denver	3:25 p.m.	L, 17-24
Sept. 21	at Miami	3:25 p.m.	W, 34-15
Sept. 29	New England	7:30 p.m.	ESPN
Oct. 5	at San Francisco*	3:25 p.m.	CBS
Oct. 12	BYE WEEK	---	---
Oct. 19	at San Diego*	3:05 p.m.	CBS
Oct. 26	St. Louis*	Noon	FOX
Nov. 2	N.Y. Jets*	Noon	CBS
Nov. 9	at Buffalo*	Noon	CBS
Nov. 16	Seattle*	Noon	FOX
Nov. 20	at Oakland*	7:25 p.m.	NFLN
Nov. 30	Denver*	7:30 p.m.	NBC
Dec. 7	at Arizona*	3:05 p.m.	CBS
Dec. 14	Oakland*	Noon	CBS
Dec. 21	at Pittsburgh*	Noon	CBS
Dec. 28	San Diego*	Noon	CBS

Home games in bold; all kickoffs are Central Time.

\* Subject to Flexible Scheduling

New this season, flexible scheduling may be applied in Weeks 5-10 in addition to Weeks 11-17. During that period, flexible scheduling can be used in no more than two weeks by shifting a Sunday afternoon game into primetime and moving the Sunday night game to an afternoon start time.

A select number of games are being "cross-flexed," moving between CBS and FOX.

## 2014 STRENGTH OF SCHEDULE

Below is a breakdown of the 2014 Chiefs opponents and their 2013 record. The 2014 schedule features 11 games versus teams with eight or more wins in 2013. The Chiefs 2013 schedule featured seven teams with a .500 or better record. The total record of the club's opponents is 143-113 (.558).

Home	Record	Road	Record
Tennessee Titans	7-9 (.438)	Denver Broncos	13-3 (.813)
New England Patriots	12-4 (.750)	Miami Dolphins	8-8 (.500)
St. Louis Rams	7-9 (.438)	San Francisco 49ers	12-4 (.750)
New York Jets	8-8 (.500)	San Diego Chargers	9-7 (.563)
Seattle Seahawks	13-3 (.813)	Buffalo Bills	6-10 (.375)
Denver Broncos	13-3 (.813)	Oakland Raiders	4-12 (.250)
Oakland Raiders	4-12 (.250)	Arizona Cardinals	10-6 (.625)
San Diego Chargers	9-7 (.563)	Pittsburgh Steelers	8-8 (.500)

## CHIEFS ALL-TIME VS. AFC WEST OPPONENTS

OVERALL			
Team	Record	Pct.	Longest Win Streak
Denver	56-53-0	.514	11 (1964-1969)
Oakland	57-51-2	.527	9 (2003-2007)
San Diego	52-55-1	.486	6 (1990-1992)
AT HOME			
Team	Record	Pct.	Longest Win Streak
Denver	31-17-0	.646	14 (1960-1973)
Oakland	29-24-1	.546	10 (1989-1998)
San Diego	31-23-0	.574	7 (1997-2003)
ON THE ROAD			
Team	Record	Pct.	Longest Win Streak
Denver	20-36-0	.357	5 (1965-1969)
Oakland	27-27-1	.500	7 (2003-2009)
San Diego	21-32-1	.398	6 (1972-1977)



## 2014 MISC. TEAM NOTES & RANKINGS

### STIFF PUNT DEFENSE

Kansas City's punt team has been stiff to say the least. The club is only allowing 2.3 yards per return for the opponent, tying for the third best mark in the NFL. Below is a breakdown.

#### NFL Opponent Punt Return Average Leaders

Team	Ret.	Yds.	Avg.
1. San Diego	1	0	0.0
2. Buffalo	6	12	2.0
<b>3t. Kansas City</b>	<b>4</b>	<b>9</b>	<b>2.3</b>
San Francisco	4	9	2.3
New Orleans	6	14	2.3

### HAMMOND'S PUNT RETURNS

Through week three of the 2014 season, Chiefs WR Frankie Hammond Jr. ranks third in the NFL in punt return average.

#### NFL PR Avg. leaders (through Week 3)

Player	Team	Ret.	Yds.	Avg.
1. Adam Jones	Bengals	4	71	17.8
2. Devin Hester	Falcons	5	76	15.2
<b>3. Frankie Hammond</b>	<b>Chiefs</b>	<b>11</b>	<b>149</b>	<b>13.5</b>
4. Julian Edelman	Patriots	7	88	12.6
5. Jacoby Jones	Ravens	4	49	12.3



### COLQUITT SECOND IN NET AVG. IN 2014

Through week three of the 2014 season, Chiefs punter Dustin Colquitt ranks second in the NFL with a 44.9 net punting average.

#### Highest Net Punting Average, NFL Leaders

Player	Team	Punts	Yds.	Net Avg.
1. Pat McAfee	Colts	10	527	47.8
<b>2. Dustin Colquitt</b>	<b>Chiefs</b>	<b>12</b>	<b>548</b>	<b>44.9</b>
3. Andy Lee	49ers	9	411	44.7
4. Johnny Hekker	Rams	9	401	43.9
5. Chris Jones	Cowboys	8	405	43.9

### AVOIDING BIG PLAYS

Through three weeks of the regular season the Chiefs have done a good job of not giving up big passing plays to the opponent. Below is a look at how the club has fared so far on passes of 20+ yards.

Rk.	Team	20+	TDs	Per 20+
1t.	KC	5	0	31.8
	NYJ	5	2	38.0
	Sea	5	2	26.4
4t.	Buf	6	0	35.2
	Car	6	0	25.3
	Hou	6	1	37.0
	NE	6	1	25.0
	StL	6	1	30.5

### DAVIS 3RD IN AFC IN RUSHING

Through week three of the 2014 season, Chiefs RB Knile Davis' 214 rushing yards ranks third in the AFC.

#### AFC Leading Rushers (through Week 3)

Player	Team	Att.	Yds.	TD
1. Le'Veon Bell	Steelers	53	315	1
2. Arian Foster	Texans	55	241	1
<b>3. Knile Davis</b>	<b>Chiefs</b>	<b>55</b>	<b>214</b>	<b>3</b>
4. Lamar Miller	Dolphins	37	213	0
5. Terrance West	Browns	47	204	2



### CHIEFS OFFENSE ON THIRD DOWNS

So far in the 2014 season Kansas City's offense has been impressive on third down. The club ranks first in the AFC and seventh in the NFL. Below is a breakdown.

#### AFC Team Third Down Efficiency Leaders

Team	Conversions	Attempts	Pct.
<b>1. Kansas City</b>	<b>21</b>	<b>44</b>	<b>47.7</b>
2. San Diego	21	45	46.7
3. New York Jets	13	29	44.8
4. Houston	18	41	43.9
5. Denver	16	38	42.1

### SMITH SPREADS THE LOVE

QB Alex Smith doesn't have just one go-to receiver as he's connected with 12 different players this season. Donnie Avery leads the pack, receiving 18.7 percent of the team's completions.

Name	No.	Yards	% of overall rec.
Donnie Avery	12	110	18.7
Travis Kelce	10	166	15.6
Anthony Fasano	8	91	12.5
Knile Davis	7	29	10.9
Dwayne Bowe	6	72	9.3
Joe McKnight	6	64	9.3

### TOUCHDOWN PERCENTAGE IN RED ZONE

Through week three of the 2014 season, the Chiefs are tied for fifth in the NFL in touchdown percentage inside the 20-yard line.

Team	Poss.	TD	Pct.
1. Atlanta	8	7	87.5
2. Chicago	7	6	85.7
3. Denver	10	7	70.0
4. New Orleans	13	9	69.2
<b>5t. Kansas City</b>	<b>9</b>	<b>6</b>	<b>66.7</b>
Washington	12	8	66.7



## NOTES FROM WEEK 3 AT MIAMI

	Q1	Q2	Q3	Q4	Final
KANSAS CITY.....	0	14	7	13	— 34
MIAMI.....	0	3	12	0	— 15

**DAVIS HAS CAREER DAY:** RB Knile Davis rushed for a career-high 132 yards on a career-high 32 carries (4.1 avg.) with a 21-yard touchdown run in the first quarter. It is his third rushing touchdown in the past two weeks. He has three rushing touchdowns for the season and seven for his career. His 21-yard touchdown run is the longest scoring rush of his career. His 132 yards give him his first-career 100-yard rushing game. His 32 carries tied for the 13th most carries in a single game in franchise history. RB Priest Holmes holds the club record with 39.

Davis becomes the Chiefs first 100-yard rusher since RB Jamaal Charles had 106 yards on 13 carries vs. Indianapolis on Dec. 22, 2013.



**CHIEFS GO OVER 100 YARDS RUSHING:** Kansas City gained 174 yards on 41 carries as a team, recording the second 100-yard rushing performance in as many weeks as the club ran for 133 yards on 31 carries (4.3 avg.) at Denver on Sept. 14, 2014.

The club's 174 rushing yards are the most since racking up 192 team rushing yards at Washington on Dec. 8, 2013.

**SMITH PASSING:** QB Alex Smith completed 19 of 25 passes (76.0%) for 186 yards with three touchdowns and no interceptions, good for a 136.0 passer rating, his highest passer rating of the 2014 season. Smith added two carries for 17 yards (8.5 avg.).

The game marks his 12th career contest with three or more touchdown passes and is his 32nd career regular season multi-touchdown game. This is his 19th career game with a 100.0 or greater passer rating.



**HAMMOND HAS BIG DAY ON RETURN DUTY:** WR Frankie Hammond Jr. recorded five punt returns for 100 yards (20.0 avg.) in the contest, including returns of 47 and 34 yards. Hammond's 47-yard return marks the club's longest return of the season. His five returns, 100 return yards and 47-yard return are all single-game career-highs.

**MCKNIGHT HAS BREAKOUT DAY ON OFFENSE:** RB Joe McKnight tied a career-high with six receptions for a career-high 64 yards (10.7 avg.) to pace all Chiefs players in the game. He scored his first two offensive touchdowns (rushing or receiving) as he hauled in two scoring receptions – one of 11 yards and one for four yards.

He added one carry for three yards and three kickoff returns for 65 yards (21.7 avg.) with a long of 25 yards.



**KELCE MAKES FIRST START, RECORDS TD:** TE Travis Kelce recorded his first career touchdown reception in the contest, hauling in a 20-yard pass from QB Alex Smith in the second quarter. He also made his first NFL start in the game as the team opened in a three tight end set.

**POE DROPS TANNEHILL:** DT Dontari Poe recorded 1.5 sacks (-4.5 yards) of QB Ryan Tannehill giving him his first sacks of the 2014 season. He has 6.0 career sacks (-35.0 yards). Poe finished the game with four tackles (three solo) and a pass defended.

**HALI RECORDS SACK AND STRIP OF TANNEHILL:** LB Tamba Hali recorded a sack (-8.0 yards) of QB Ryan Tannehill and forced a fumble on the play. He has 2.0 sacks (-13.0 yards) on the season and the forced fumble was his first of 2014. He has 29 career forced fumbles to tie DE Neil Smith for second in franchise history. The forced fumble marks his first since causing two fumbles vs. Houston on Oct. 20, 2013.



### CHIEFS RECORD BOOK MOST OPPONENTS FUMBLES FORCED, CAREER

1.	45	Derrick Thomas	1989-99
2.	29	Neil Smith	1988-96
	<b>29</b>	<b>Tamba Hali</b>	<b>2006-14</b>
4.	19	Derrick Johnson	2005-13
5.	13	Kevin Ross	1984-93, '97
		Jared Allen	2004-07

Hali now owns 75.5 career sacks to rank third in team history behind LB Derrick Thomas (126.5) and DE Neil Smith (86.5). He needs 11.5 sacks to move past Smith for second place in team history.

### CHIEFS RECORD BOOK MOST SACKS, CAREER

1.	126.5	Derrick Thomas	1989-99
2.	86.5	Neil Smith	1988-96
3.	<b>75.5</b>	<b>Tamba Hali</b>	<b>2006-14</b>
4.	73.0	Art Still	1978-87
5.	51.0	Mike Bell	1979-85, '87-91

## NOTES FROM WEEK 3 AT MIAMI / MONDAY NIGHT FOOTBALL HISTORY

Hali owns 486.0 career sack yards to rank third in team history behind LB Derrick Thomas (699.0) and DE Neil Smith (506.5). He needs 21.0 more sack yards to pass Smith for second place.

### CHIEFS RECORD BOOK

#### MOST SACK YARDS, CAREER

1.	699.0*	Derrick Thomas	1989-99
2.	506.5*	Neil Smith	1988-96
3.	<b>486.0</b>	<b>Tamba Hali</b>	<b>2006-14</b>
4.	293.0	Eric Hicks	1998-06
5.	281.5	Jared Allen	2004-07

**OWENS TALLIES HALF A SACK:** CB Chris Owens recorded 0.5 sack (-1.5 yards) of QB Ryan Tannehill in the contest, marking his first quarterback takedown in a Chiefs uniform. He has 4.0 sacks (-17.0 yards). He added two tackles (one solo) and two passes defended in the game.

**COLQUITT PUNTING:** P Dustin Colquitt booted five punts for 255 yards (51.0 gross, 48.8 net), landing two punts inside the 20-yard line and a season-long punt of 64 yards. Colquitt has landed six of his 12 punts this season inside the 20-yard line. He has now landed 291 punts inside the 20-yard line in his career, the most in Chiefs history. His 291 punts inside the 20 rank 12th in NFL history. He needs three more to pass Dan Stryzinski (293) for 11th place in NFL annals.

### CHIEFS RECORD BOOK

#### MOST PUNTS INSIDE THE 20, CAREER

1	<b>291</b>	<b>Dustin Colquitt</b>	<b>2005-14</b>
2.	117	Louie Aguiar	1994-98
3.	62	Bryan Barker	1990-93
4.	58	Jim Arnold	1983-85
5.	54	Kelly Goodburn	1987-90



**GRAY ADDS RUSHING TOUCHDOWN:** RB Cyrus Gray recorded four carries for 18 yards (4.5 avg.) with a six-yard touchdown carry in the fourth quarter. It was his first career touchdown.

**COOPER LEADS TEAM IN TACKLES:** CB Marcus Cooper recorded six solo tackles to lead the Chiefs defense. S Husain Abdullah and LB Josh Mauga each recorded five solo tackles in the victory.

**HARRIS MAKES FIRST CAREER START:** TE Demetrius Harris made his first career NFL start as the club opened in a three tight end set.

**TIME OF POSSESSION:** The Chiefs held a 33:42 to 26:18 advantage in time of possession in the game.

## CHIEFS ON MONDAY NIGHT FOOTBALL



The second-ever regular season telecast of ABC's Monday Night Football featured the defending World Champion Kansas City Chiefs at the Baltimore Colts on Sept. 28, 1970.

While Don McCafferty's Colts eventually went on to defeat the Dallas Cowboys in Super Bowl V, the Chiefs would get a convincing 44-24 win in this prime-time showdown.

Four of QB Len Dawson's pass attempts on the night went for touchdowns while the Chiefs forced seven Baltimore turnovers, including three interceptions by S Johnny Robinson and two by CB Emmitt Thomas, allowing RB Ed Podolak to grind out the game.

The Chiefs own a 22-17 record when playing on Monday Night Football, good for a .564 winning percentage. The last time Kansas City appeared on Monday Night Football was in a 16-13 overtime loss at Pittsburgh on Nov. 12, 2012. Arrowhead last played host to ESPN's Monday Night Football on Halloween in 2011 as the Chiefs took a 23-20 overtime victory over the San Diego Chargers.

Date	Opponent	Result	Score
9/28/70	@ Baltimore	W	44-24
10/18/71	PITTSBURGH	W	38-16
12/6/71	@ San Francisco	W	26-17
9/25/72	@ New Orleans	W	20-17
10/29/73	@ Buffalo	L	14-23
11/12/73	CHICAGO	W	19-7
11/18/74	@ Denver	W	42-34
11/10/75	@ Dallas	W	34-31
9/20/76	OAKLAND	L	21-24
10/3/77	OAKLAND	L	28-37
9/12/83	SAN DIEGO	L	14-17
9/17/90	@ Denver	L	23-24
9/16/91	@ Houston	L	7-17
10/7/91	BUFFALO	W	33-6
10/28/91	L.A. RAIDERS	W	24-21
9/28/92	L.A. RAIDERS	W	27-7
9/20/93	DENVER	W	15-7
11/8/93	GREEN BAY	W	23-16
10/17/94	@ Denver	W	31-28
12/12/94	@ Miami	L	28-45
10/9/95	SAN DIEGO	W	29-23 (OT)
12/11/95	@ Miami	L	6-13
10/7/96	PITTSBURGH	L	7-17
12/9/96	@ Oakland	L	7-26
9/8/97	@ Oakland	W	28-27
11/3/97	PITTSBURGH	W	13-10
10/26/98	PITTSBURGH	L	13-20
11/16/98	DENVER	L	7-30
10/2/00	SEATTLE	W	24-17
12/4/00	@ New England	L	24-30
10/20/03	@ Oakland	W	17-10
10/4/04	@ Baltimore	W	27-24
11/22/04	NEW ENGLAND	L	19-27
12/13/04	@ Tennessee	W	49-38
9/26/05	@ Denver	L	10-30
9/13/10	SAN DIEGO	W	21-14
10/31/11	SAN DIEGO	W	23-20 (OT)
11/21/11	@ New England	L	3-34
11/12/12	@ Pittsburgh	L	13-16 (OT)



## MISC. GAME NOTES

### NEW FACES IN KANSAS CITY

Kansas City's current active roster features 21 new players that were not with the club during the 2013 season. Of those 21 new faces, there are 12 veteran free agents, six draft selections, two college free agents and one trade acquisition. Five players are listed atop the depth chart at their respective positions.

Type	No.
Veteran Free Agents	12
Draft Choices	6
College Free Agents	2
Trade Acquisitions	1
<b>TOTAL</b>	<b>21</b>

### NEW PLAYERS ON KANSAS CITY'S ACTIVE ROSTER

Player	Pos.	Exp.	How Acq.
Coleman, Kurt	S	5	Free Agent
Duvernay-Tardif, Laurent	OL	R	Draft (6b)
Fleming, Jamell	DB	3	Free Agent
Ford, Dee	LB	R	Draft (1)
Franklin, Jerry	LB	1	Free Agent
Fulton, Zach	G	R	Draft (6a)
Gaines, Phillip	CB	R	Draft (3)
Harris, Ryan	T	7	Free Agent
Linkenbach, Jeff	T	5	Unrestricted Free Agent
Mauga, Josh	LB	5	Free Agent
McCray, Kelcie	S	2	Trade (TB)
McGlynn, Mike	G	5	Free Agent
McKnight, Joe	RB	4	Free Agent
Murray, Aaron	QB	R	Draft (5)
Owens, Chris	CB	6	Unrestricted Free Agent
Santos, Cairo	K	R	College Free Agent
Square, Damion	DE	2	Free Agent (PHI)
Thomas, De'Anthony	RB/WR	R	Draft (4)
Vickerson, Kevin	DL	9	Free Agent
Walker, Vance	DE	6	Unrestricted Free Agent
Wilson, Albert	WR	R	College Free Agent

### AVERAGE AGE & ROOKIE FREE AGENTS ON 53

The Chiefs are one of the youngest teams in the NFL. Their 53-man roster includes an average age of 25.7. The club has six Pro Bowlers on the active roster from 2014.

This year's team brings two college free agents from the 2014 class. Kansas City currently has the second longest active streak of having at least one college free agent on its roster.

### CONSECUTIVE SEASONS WITH A ROOKIE CFA ON WEEK 1 ROSTER

1. Indianapolis	16 Seasons
2. <b>Kansas City</b>	<b>12 Seasons</b>
3. Denver	11 Seasons
New England	11 Seasons
Baltimore	11 Seasons



### LATE ROUND STARTERS

Chiefs rookie G Zach Fulton started the club's opening contest against Tennessee. Fulton, drafted in the sixth round with the 193rd pick, became the first Chiefs sixth or seventh-round rookie to start Week 1 in the last 30 years.

He became the first sixth-rounder to start the season opener in his rookie year since CB Steve Taylor did so in 1976. Taylor made his first NFL start in Week 1 against the San Diego Chargers on September 12, 1976. He was drafted 166th overall by the Chiefs.

Chiefs Hall of Fame CB Kevin Ross was the last seventh-round pick to start a game in Week 1 for Kansas City. Ross was drafted with the 173rd pick in the 1984 NFL Draft. He started at right cornerback on September 2, 1984 in a victory over the Pittsburgh Steelers. Ross played in a total of 156 games as a member of the Chiefs and recorded 30 interceptions, five of them returned for touchdowns. He became the 41st player to be inducted into the Chiefs Hall of Fame in 2011.



### CHIEFS AROUND THE WORLD

The Chiefs 2014 team has several global ties, including four internationally born players. Chiefs nine-year veteran LB **Tamba Hali** hails from Monrovia, Liberia. He moved to Teaneck, New Jersey at the age of 10. Kansas City selected **Laurent Duvernay-Tardif** with its second of two sixth-round draft picks (200th overall) in the 2014 NFL Draft. Duvernay-Tardif is from St. Hilaire, Quebec, where he attended McGill University and became just the second player out of McGill to be drafted into the NFL. A native of Sao Paulo, Brazil, rookie K **Cairo Santos** made the Chiefs 53-man roster after being signed to the squad as an undrafted free agent in May. He attended St. Joseph's Academy in Miami, Fla., as a foreign exchange student where he learned to play American football. On Sept. 9, the Chiefs signed Germany-born OL **Curtis Feigt** to the practice squad. Feigt moved to Mercersburg, Pa., as a junior in high school after growing up in Berlin, Germany. Assistant Special Teams Coach **Brock Olivo** spent three years abroad coaching in Italy. Olivo served as head coach and offensive coordinator of the Italian National Football Team. He was also the head coach, offensive coordinator and special teams coordinator of the S.S. Lazio Marines, a Serie A1 team which competes in Italy's IFL, the country's highest level of American football. Recently acquired DT **Kevin Vickerson** started 10 games in 2007 for NFL Europe's Cologne Centurions, located in Cologne, Germany, where he was named a first-team All-NFL Europa selection after posting 31 tackles and 3.5 sacks.



## 2014 KANSAS CITY CHIEFS

### 2014 DRAFT ADDITIONS

**LB Dee Ford** was selected by Kansas City with the 23rd overall pick in the 2014 NFL Draft. The Auburn alum helped the Tigers reach the 2014 BCS National Championship Game, where he recorded a pair of sacks (-15 yards). He started 11 games for the Tigers and recorded a team-high 10.5 sacks and 14.5 tackles for loss.

**CB Phillip Gaines** started 40 of his 52 career games at Rice, including the final 35 consecutive contests. Gaines was targeted 40 times during the 2013 season, allowing only 13 receptions and also defending 13 others (4 interceptions, 9 PBU's). Gaines also set a school record by breaking up 38 passes in his collegiate career. He recorded two tackles on special teams last weekend in Miami.

**RB/WR De'Anthony Thomas** was one of the top big-play and all-purpose threats in the nation during his three-year career at Oregon. He finished with 5,345 career all-purpose yards, which ranked him third in school history. Thomas also holds Ducks records with 1,885 kickoff return yards and a 17.1 yard punt return average.

**QB Aaron Murray** was a four-year starter at Georgia and developed into one of the most prolific passers in SEC history. He finished his career with an SEC career record for completions (921), passing yards (13,166), TD passes (121) and total offense (13,562). Murray also became the first quarterback in SEC history to pass for 3,000+ yards in four straight seasons.

**G Zach Fulton** is a 6-5, 323-pound guard from Tennessee who was drafted in the sixth round by the Chiefs. Fulton was a three-year starter at the right guard position for the Vols and started 40 of his last 43 games dating back to his freshman season. He has started all three games this season at right guard. He became the first sixth- or seventh-round Chiefs draft pick to start in the club's Week 1 contest in three decades.

**T Laurent Duvernay-Tardif** is a two-time All-Canadian tackle and became only the second player from McGill University to be selected in the NFL Draft. In 2013, Duvernay-Tardif was awarded the prestigious Metras trophy, given to the most outstanding lineman in Canadian Interuniversity Sport (CIS).

Round	Pick	Overall	Player
1	23	23	Ford
3	23	87	Gaines
4	24	124	Thomas
5	23	163	Murray
6	17	193	Fulton
6	24	200	Duvernay-Tardif

### 2014 ROOKIE FREE AGENTS

**K Cairo Santos** was a four-year letterman at Tulane University and ranks first in school history in field goal percentage (.782) and second in points scored (320), field goals made (61) and field goal attempts (78). As a junior in 2012, Santos earned first-team All-American honors and was the recipient of the Lou Groza Award, given to the nation's top placekicker. Santos is 2-4 on field goals this season and converted a season-long 46-yarder in Week 2 at Denver. He is believed to be the first Brazilian-born player to make an opening-day NFL roster.

**WR Albert Wilson** made history when he became the first Georgia State player to ever be invited to the NFL combine last February. He is the all-time leading receiver in Georgia State history with 175 receptions for 3,190 yards and 23 touchdowns. His career total of 6,235 all-purpose yards ranks among the Top 30 in NCAA history.

Player	College	Signed
Santos	Tulane	May 19
Wilson	Georgia State	May 12

### KEY FREE AGENT ACQUISITIONS

**T Ryan Harris** played in all 16 games and started three games last year as a member of the Houston Texans. Prior to his two-year stint in Houston, Harris spent his first five seasons in Denver, where he played in 46 games and started 34 contests on the offensive line. Harris has started two games at right tackle this season.

**T Jeff Linkenbach** joins the Chiefs after spending his first four seasons in Indianapolis. During his career with the Colts, Linkenbach played in 60 games and made 33 career starts. He made his first career start at Denver on September 26, 2011. He has appeared in every game so far this season.

**LB Josh Mauga** spent the first four seasons of his NFL career with the New York Jets before signing with the Chiefs. The Nevada alum missed all of last season with a back injury. He has started all three games this season at inside linebacker and is first on the team with 19 tackles.

**LB Joe Mays** was signed from Houston after enjoying one season with the Texans. He played in 14 games with the Texans last season and recorded 66 tackles (41 solo), 1.0 sack, three passes defended and six tackles for loss.

**G Mike McGlynn** signed with the Chiefs on August 27th after being waived by the Washington Redskins the day prior. Before his time in Washington, McGlynn played for the Indianapolis Colts for two seasons (2012-13), where he played in 31 games (30 starts). McGlynn has started at left guard in all three games to open the 2014 season.

**CB Chris Owens** spent last season with the Cleveland Browns and Miami Dolphins before signing with the Chiefs. After appearing in 12 games (two starts) Owens was released by Cleveland and later acquired off waivers by Miami. Owens has five tackles, a half sack and two passes defended on the season.

**DT Kevin Vickerson** was signed by Kansas City following the Chiefs Week 1 contest. He spent the last four seasons with the Denver Broncos and made 41 starts in 47 games. Vickerson has two tackles including a tackle for loss in two games with the Chiefs.

**DT Vance Walker** arrives in Kansas City after spending one season with the Oakland Raiders. Last season, he started 15 games and had 40 tackles (29 solo), seven tackles for loss, 3.0 sacks and five QB pressures. Walker recorded his first sack in a Chiefs uniform in Week 1 against the Titans.

Pos.	Player	Ht.	Wt.	Last Team
T	Ryan Harris	6-5	302	Houston
T	Jeff Linkenbach	6-6	325	Indianapolis
LB	Josh Mauga	6-1	245	New York Jets
LB	Joe Mays *	5-11	244	Houston
G	Mike McGlynn	6-4	325	Washington
CB	Chris Owens	5-9	180	Miami
DT	Kevin Vickerson	6-5	328	Denver
DT	Vance Walker	6-2	305	Oakland

\*Joe Mays has been placed on IR, designated to return.





## MISC. TEAM NOTES

### CHIEFS RECORD WATCH

#### NFL RECORD BOOK HIGHEST RUSHING AVERAGE, CAREER (MIN. 750 ATTEMPTS)

1. **5.56** ..... Jamaal Charles (1,052)
2. 5.22 ..... Jim Brown (2,359)
3. 5.14 ..... Mercury Morris (804)
4. 5.00 ..... Gale Sayers (991)
5. 4.99 ..... Barry Sanders (3,062)

#### CHIEFS RECORD BOOK MOST RUSHING YARDS, CAREER

1. 6,070 ..... Priest Holmes .....2001-07
2. 6,015 ..... Larry Johnson .....2003-09
3. **5,846** ..... Jamaal Charles .....**2008-14**
4. 4,897 ..... Christian Okoye .....1987-92
5. 4,451 ..... Ed Podolak .....1969-77

#### CHIEFS RECORD BOOK MOST PUNTS INSIDE THE 20, CAREER

1. **291** ..... Dustin Colquitt .....**2005-14**
2. 117 ..... Louie Aguiar .....1994-98
3. 62 ..... Bryan Barker .....1990-93
4. 58 ..... Jim Arnold .....1983-85
5. 54 ..... Kelly Goodburn .....1987-90

#### CHIEFS RECORD BOOK MOST SACKS, CAREER

1. 126.5 ..... Derrick Thomas .....1989-99
2. 86.5 ..... Neil Smith .....1988-96
3. **75.5** ..... Tamba Hali .....**2006-14**
4. 73.0 ..... Art Still .....1978-87
5. 51.0 ..... Mike Bell .....1979-85, '87-91

#### CHIEFS RECORD BOOK MOST RECEIVING YARDS, CAREER

1. 10,940 ..... Tony Gonzalez .....1997-08
2. 7,306 ..... Otis Taylor .....1965-74
3. 6,545 ..... Henry Marshall .....1976-87
4. **6,473** ..... Dwayne Bowe .....**2007-14**
5. 6,360 ..... Carlos Carson .....1980-89

#### CHIEFS RECORD BOOK MOST INTERCEPTION RETURN TOUCHDOWNS, CAREER

1. 6 ..... Bobby Bell .....1963-74
2. 5 ..... Jim Kearney .....1967-75
- ..... Emmitt Thomas .....1966-78
- 4 ..... Lloyd Burruss .....1981-91
5. **3** ..... Eric Berry .....**2010-14**
- ..... Brandon Flowers .....2008-13
- ..... Seven others tied .....

#### CHIEFS RECORD BOOK MOST 10+ YARDS RUSHES, CAREER (SINCE 1990)

1. 190 ..... Priest Holmes .....2001-07
2. **161** ..... Jamaal Charles .....**2008-14**
3. 137 ..... Larry Johnson .....2003-09
4. 71 ..... Marcus Allen .....1993-97
5. 63 ..... Kimble Anders .....1991-00

### THE FOOLISH CLUB



Seated from left: K.S. "Bud" Adams (Houston), Joe Foss (AFL Commissioner). Standing from left: **Bill Sullivan (Boston)**, Cal Kunz (Denver), Ralph Wilson (Buffalo), **Lamar Hunt (Dallas)**, Harry Wismer (New York), Wayne Valley (Oakland), Barron Hilton (San Diego).

The whole idea of the AFL seemed so far-fetched, the eight team owners were whimsically named "The Foolish Club." Lamar Hunt credited Wayne Valley of the Oakland ownership group for coining that moniker.

"I was an amateur photographer and had taken some color pictures of the '64 season," Hunt explained. "I sent out a montage as Christmas gifts one year. At the top was the hand-lettered phrase, The Foolish Club."

Both the name and the league would stick.

William Sullivan (Boston) became the league's eighth owner on November 23rd, the date of the inaugural AFL draft, which lasted 33 rounds. All eight original owners agreed to contribute \$25,000 and to post a performance bond of \$100,000. "Before there was a player, coach or general manager in the league, there was Lamar Hunt," said Sullivan. "Hunt was the cornerstone, the integrity of the league. Without him, there would have been no AFL."

### CHIEFS RETURN SEVEN PRO BOWL PLAYERS

In 2013, 10 members of the Kansas City Chiefs were selected to participate in the 2014 NFL Pro Bowl. Six of those players return to Kansas City's 53-man roster in 2014 including safety Eric Berry, running back Jamaal Charles, quarterback Alex Smith, linebackers Tamba Hali and Justin Houston, and defensive tackle Dontari Poe. LB Derrick Johnson was placed on injured reserve on Sept. 9. All represented the Chiefs in the NFL's All-Star game on Jan. 26 at Aloha Stadium in Honolulu, Hawaii.

For Berry, Charles, Johnson and Hali it was the third time each had officially been selected to the Pro Bowl. It was the second time for Houston and the first selection for Smith and Poe. Kansas City's 10 Pro Bowl selections were the most on any club's roster.



## MISC. TEAM/TURNOVER NOTES

### 2013 DRAFT RUNNING BACK CLASS

In the second start of his young NFL career, Knile Davis rushed for a career-high 132 yards on 32 carries in a Week 3 victory against Miami. He also rushed for 81 yards on 27 carries in his first career start in a Week 17 contest last season at the Chargers. Nine running backs drafted in the 2013 NFL Draft have started multiple games thus far in their NFL careers. Of those nine running backs, Davis posted the most rushing yards (213) in his first two starts than any other player.

RB	Team	1st Start	2nd Start	Total
K. Davis	KC	81 vs. SD	132 @ Mia	213
A. Ellington	ARI	154 vs. Atl	53 vs. SD	206
M. James	TB	39 vs. Car	158 @ Sea	197
Z. Stacy	StL	78 vs. Jax	79 @ Hou	157
G. Bernard	CIN	48 @ Bal	90 vs. Atl	138
M. Ball	DEN	67 vs. Ind	60 vs. KC	127
L. Bell	PIT	57 @ Min	34 @ NYJ	91
J. Randle	DAL	65 @ Phi	26 @ Det	91
E. Lacy	GB	41 @ SF	10 vs. Was	51

### RUNNING QUARTERBACKS

After Week 3, Alex Smith ranks second in the NFL in rushing yards among all quarterbacks. Smith ran for 36 yards on six carries against the Tennessee Titans, 42 yards in Week 2 vs. Denver and 17 yards at Miami in Week 3.

#### Rushing Yards among NFL Quarterbacks (2014)

Rk	Player	Team	Carries	Yards	Avg.
1.	Colin Kaepernick	SF	27	129	4.7
2.	Alex Smith	KC	13	95	7.3
3.	Russell Wilson	SEA	18	87	4.8
4.	Geno Smith	NYJ	20	84	4.2
5.	Jake Locker	TEN	14	73	5.2

### FROM COLLEGE TO THE NFL

Chiefs LBs James-Michael Johnson and Josh Mauga line up inside next to each other in Bob Sutton's 3-4 scheme. In addition to lining up side-by-side in the NFL, Johnson and Mauga also paired in college on defense at the University of Nevada for one season.

During the 2008 season, Mauga, a senior at the time, played most of the year through a torn pectoral muscle. He registered 54 tackles, 7.5 tackles for loss and 3.5 sacks in 11 starts. Johnson was a redshirt freshman and started 10 of 13 games while finishing sixth on the team in tackles (49) and third on the team in tackles for loss (12.5). Both Mauga and Johnson started eight games together that season and helped the Wolf Pack finish third in the WAC and earn a trip to the Humanitarian Bowl.



### TURNOVER TURNAROUND

Since the AFL-NFL merger of 1970, no team has had a greater turnaround in turnover differential than the Kansas City Chiefs between 2012-13. The Chiefs possessed a turnover margin of -24 in 2012, but improved the following season to a +18 margin, which marked a +42 overall turnaround. The last team to possess a larger turnover differential turnaround from one season to the next was the Washington Redskins. The Redskins owned a -22 margin in 1963, but posted a +22 mark in 1964, good for a +44 overall turnaround. Below are the best turnover differential turnarounds from one season to the next over the last 20 years.

#### Largest Turnover Differential Turnaround from one season to next

Team	TO Diff. first yr.	TO Diff. next yr.	Margin
KC	-24 (2012)	+18 (2013)	+42
PHI	-24 (2012)	+12 (2013)	+36
WAS	-14 (2011)	+17 (2012)	+31
BUF	-20 (1997)	+11 (1998)	+31
BAL	-17 (2007)	+13 (2008)	+30
SF	-1 (2010)	+28 (2011)	+29
DEN	-9 (2004)	+20 (2005)	+29
MIN	-18 (2002)	+11 (2003)	+29
TB	-12 (2006)	+15 (2007)	+27
BAL	-10 (2005)	+17 (2006)	+27
CIN	-8 (1995)	+19 (1996)	+27
SF	-17 (2008)	+9 (2009)	+26
BUF	-16 (2003)	+10 (2004)	+26
SD	-11 (2003)	+15 (2004)	+26
STL	-19 (2002)	+7 (2003)	+26




### WIN THE TURNOVER BATTLE

It's no secret in the NFL that winning the turnover battle every game gives teams a better chance to succeed. Below is a look at Kansas City's last 21 seasons when plus, minus and even in the turnover battle. Kansas City was 10-3 when winning or even in the turnover battle last season. The Chiefs are 1-1 this season when losing the turnover battle and 0-1 when even.


#### Turnover Battle Over the Last 20 Seasons (since 1994)

Scenario	Record	Pct.
Plus in Turnover Differential	110-41	.728
Even in Turnover Differential	33-38	.465
Minus in Turnover Differential	29-88	.248





## HEAD COACH ANDY REID NOTES



### REID CAREER HIGHLIGHTS

- Career record of 142-100-1 in the regular season, as well as a 10-10 postseason record. Reid's 152 combined wins are 21st in NFL history. Reid ranks fifth among active coaches in regular season and postseason wins. Reid has defeated all 32 NFL teams as a head coach.
- The 2013 Chiefs, led by Head Coach Andy Reid, orchestrated the greatest single-season turnaround in franchise history after an 11-5 finish. In 2012, the team finished 2-14, a +9 turnaround in his first season with the club.
- During Reid's 14 seasons in Philadelphia, his teams made the postseason nine times, which ranked third in the NFL behind Indianapolis' 12 and New England's 10. With the Chiefs last season, Reid made his 10th trip to the postseason in 15 seasons as head coach.
- Including his time as an assistant coach, Reid's teams have now made 16 playoff appearances, as well as three Super Bowl appearances after playing in a combined eight NFC Championships.
- Reid's .586 winning percentage ranks 13th all-time among coaches with at least 200 games.
- Among active coaches, Reid is one of six coaches with 100 career regular season and postseason wins. His .586 regular season winning percentage ranks second among active coaches.
- In 2008, Reid became the 37th coach to win 100 games and the 22nd to complete the task with one franchise.
- Has three career Super Bowl appearances and won Super Bowl XXXI as an assistant in Green Bay. Reid owns three NFC titles and nine division titles in his career dating back to his days as an assistant.
- Mentored future Hall of Fame quarterback Brett Favre while with the Packers along with QB Donovan McNabb with the Eagles.

### PRO BOWL PLAYERS COACHED BY REID

During his tenure in Philly and in KC, Reid coached 39 different players to a total of 76 Pro Bowl berths, including 20 players with multiple selections.

Pos.	Player	No.	Pos.	Player	No.
FS	Brian Dawkins	7	CB	Asante Samuel	3
QB	Donovan McNabb	6	T	Jason Peters	3
K	David Akers	5	LB	Derrick Johnson	3
CB	Troy Vincent	5	RB	Jamaal Charles	3
LB	Jeremiah Trotter	4	DE	Trent Cole	2
TE	Chad Lewis	3	CB	Lito Sheppard	2
T	Tra Thomas	3	WR	DeSean Jackson	2
LB	Tamba Hali	3	LB	Justin Houston	2
S	Eric Berry	3	RB	Brian Westbrook	2
DE	Hugh Douglas	3	G	Shawn Andrews	2

### ASSISTANT COACHES WHO PLAYED FOR REID

The following Chiefs' assistant coaches played for Head Coach Andy Reid during his time in either Green Bay or Philadelphia.

**Offensive Coord. Doug Pederson:** From 1996-98, played quarterback for both Andy Reid and General Manager John Dorsey while Reid was an assistant coach in Green Bay and Dorsey was a college scout (1996) and later the director of college scouting (1997-98). Pederson played in Philadelphia while Reid was the head coach in 1999; he started nine games for the Eagles in 1999, throwing for 1,276 yards and seven touchdowns.

**Running Backs Coach Eric Bieniemy:** Running back in Philadelphia under Reid in 1999, returning 10 kickoffs for 210 yards. Finished his career with 1,589 yards in 142 career games.

**Asst. Offensive Line Coach Eugene Chung:** Experienced time in Philadelphia as an offensive lineman under Reid in 2000. Chung was the 13th overall pick in the 1992 NFL Draft by New England.

**Defensive Assistant/Secondary Coach Al Harris:** Cornerback played under Reid for the Eagles from 1999-2002. In his four years with Reid, Harris recorded seven interceptions to go with 99 total tackles and 48 pass deflections. Harris' stint in Green Bay was with Chiefs GM John Dorsey.



### ANDY REID'S COACHING RECORD

Year	Reg. Season	Pct.	Postseason	Overall	Result
1999	5-11	.313	0-0	5-11	5th in NFC East
2000	11-5	.688	1-1	12-6	2nd in NFC East; reached divisional playoffs
2001	11-5	.688	2-1	13-6	1st in NFC East; reached NFC Championship Game
2002	12-4	.750	1-1	13-5	1st in NFC East; reached NFC Championship Game
2003	12-4	.750	1-1	13-5	1st in NFC East; reached NFC Championship Game
2004	13-3	.813	2-1	15-4	1st in NFC East; reached Super Bowl XXXIX
2005	6-10	.375	0-0	6-10	4th in NFC East
2006	10-6	.625	1-1	11-7	1st in NFC East; reached divisional playoffs
2007	8-8	.500	0-0	8-8	4th in NFC East
2008	9-6-1	.594	2-1	11-7-1	2nd in NFC East; reached NFC Championship Game
2009	11-5	.688	0-1	11-6	2nd in NFC East; reached wild card round
2010	10-6	.625	0-1	10-7	1st in NFC East; reached wild card round
2011	8-8	.500	0-0	8-8	2nd in NFC East
2012	4-12	.250	0-0	4-12	4th in NFC East
2013	11-5	.688	0-1	11-6	2nd in AFC West; reached wild card round
2014	1-2	.333	0-0	1-2	TBD
<b>TOTALS</b>	<b>142-100-1</b>	<b>.586</b>	<b>10-10</b>	<b>152-110-1</b>	<b>10 Playoff Appearances, 6 Div. Titles, 1 NFC Title</b>

## REID AS A HEAD COACH VS. THE NFL

Below is Chiefs Head Coach Andy Reid's record against the NFL as a head coach. He is 142-100-1 in the regular season, as well as 10-10 in the post-season. Reid's 152 combined wins rank 21st in NFL history.

Opponent	Reg. Season	Postseason	Total
vs. Denver Broncos	1-4	0-0	1-4
vs. Kansas City Chiefs	3-0	0-0	3-0
vs. Oakland Raiders	3-2	0-0	3-2
vs. San Diego Chargers	2-3	0-0	2-3
<b>vs. AFC West</b>	<b>9-9</b>	<b>0-0</b>	<b>9-9</b>
vs. Baltimore Ravens	2-1	0-0	2-1
vs. Cincinnati Bengals	1-2-1	0-0	1-2-1
vs. Cleveland Browns	5-0	0-0	5-0
vs. Pittsburgh Steelers	2-2	0-0	2-2
<b>vs. AFC North</b>	<b>10-5-1</b>	<b>0-0</b>	<b>10-5-1</b>
vs. Houston Texans	4-0	0-0	4-0
vs. Indianapolis Colts	1-4	0-1	1-5
vs. Jacksonville Jaguars	2-2	0-0	2-2
vs. Tennessee Titans	1-5	0-0	1-5
<b>vs. AFC South</b>	<b>8-11</b>	<b>0-1</b>	<b>8-12</b>
vs. Buffalo Bills	3-2	0-0	3-2
vs. Miami Dolphins	4-1	0-0	4-1
vs. New England Patriots	1-3	0-1	1-4
vs. New York Jets	3-0	0-0	3-0
<b>vs. AFC East</b>	<b>11-6</b>	<b>0-1</b>	<b>11-7</b>
vs. Dallas Cowboys	18-11	0-1	18-12
vs. New York Giants	16-13	2-1	18-14
vs. Washington Redskins	18-11	0-0	18-11
vs. Philadelphia Eagles	1-0	0-0	1-0
<b>vs. NFC East</b>	<b>53-35</b>	<b>2-2</b>	<b>55-37</b>
vs. Arizona Cardinals	5-6	0-1	5-7
vs. San Francisco 49ers	6-3	0-0	6-3
vs. Seattle Seahawks	3-3	0-0	3-3
vs. St. Louis Rams	5-2	0-1	5-3
<b>vs. NFC West</b>	<b>19-14</b>	<b>0-2</b>	<b>19-16</b>
vs. Atlanta Falcons	6-3	2-0	8-3
vs. Carolina Panthers	4-2	0-1	4-3
vs. Tampa Bay Buccaneers	4-3	2-1	6-4
vs. New Orleans Saints	3-3	0-1	3-4
<b>vs. NFC South</b>	<b>17-11</b>	<b>4-3</b>	<b>21-14</b>
vs. Chicago Bears	5-4	1-0	6-4
vs. Detroit Lions	3-1	0-0	3-1
vs. Green Bay Packers	4-3	1-1	5-4
vs. Minnesota Vikings	3-1	2-0	5-1
<b>vs. NFC North</b>	<b>15-9</b>	<b>4-1</b>	<b>19-10</b>

## MOST OVERALL WINS; ACTIVE NFL HEAD COACHES

Andy Reid is one of five active NFL head coaches with over 100 victories. He has 152 overall wins and is one of three active coaches with 10 or more postseason victories.

Rk.	Coach	Reg.	Post	Total
1.	Bill Belichick, N.E./Cle.	201	19	220
2.	Tom Coughlin, NYG/Jac.	159	12	171
3.	Jeff Fisher, Stl/Ten.	157	5	162
4.	<b>Andy Reid, K.C./Phi.</b>	<b>142</b>	<b>10</b>	<b>152</b>
5.	John Fox, Den./Car.	110	8	118

In Week 5 of the 2013 season, Reid defeated the Tennessee Titans, giving him wins against all 32 NFL teams. He became only the fifth head coach in NFL history to accomplish that feat. Below is a look at all the coaches who have done it.

Bill Belichick (NE)	Bill Parcells (Retired)
Tony Dungy (Retired)	<b>Andy Reid (KC)</b>
Mike Shanahan (DEN/WAS)	John Fox (DEN)

## REID'S STAFF AND THE PHILLY CONNECTION

It is no secret that the Chiefs and Coach Reid have various ties to the Philadelphia Eagles. Below is a list of coaches, personnel members and players that have spent time with the Eagles organization.

Name	Position w/PHI	Years in PHI
Andy Reid	Head Coach	14
David Culley	WRs/Sr. Off. Asst.	14
Rick Burkholder	Head Trainer	14
Tom Melvin	TEs/Off. Asst./Quality Control	14
Mike Frazier	Statistical Analysis Coord.	10
Tommy Brasher	Defensive Line	9
Brad Childress	QBs/Offensive Coord.	7
Mark Donovan	Sr. VP of Business Ops.	6
Aaron Borgmann	Athletic Trainer	6
Brett Veach	Asst. to Head Coach/Scout	6
Barry Rubin	Strength and Conditioning	5
Doug Pederson	QB/Quality Control/QBs	5
Al Harris	Cornerback	5
Corey Mattheaei	Asst. to Head Coach	5
Eugene Chung	OL/Asst. OL Coach	4
Emmitt Thomas	Defensive Coordinator	4
Dave Toub	Asst. Special Teams/DL	3
Matt Nagy	Coach Asst./Quality Control	3
Mike McGlynn	Guard	3
Kurt Coleman	Safety	3
Joe Mays	Linebacker	2
Eric Bieniemy	Running Back	1
Travis Crittenden	Asst. Strength and Cond.	1
Damion Square	Defensive Line	1
Joe D'Orazio	Asst. to Head Coach	1
<b>Total</b>	<b>25 Members with KC</b>	<b>146 Years in PHI</b>



## REID'S HEAD COACHING CAREER WHEN...

- Scoring on opening drive: 61-19
- Scoring first: 90-30
- Leading at half: 114-24
- Leading after three quarters: 113-24
- Winning time of possession: 92-29-1
- Winning turnover battle: 83-19
- Out-rushing opponent: 90-40-1
- Out-passing opponent: 88-40-1
- Out-gaining opponent: 102-33-1
- 40%+ 3rd down conversions: 71-28
- 50%+ 3rd down conversions: 40-9
- Not throwing an INT: 69-32
- Having a 300-yard passer: 31-14-1
- Having a 100+ yard rusher: 44-17
- Having a 100+ yard receiver: 50-19
- Having two 100+ yard receivers: 8-1
- Having no turnovers: 31-15
- Scoring 20+ points: 115-37
- Scoring 30+ points: 61-5
- Rushing for 150+ yards: 43-14
- Having 20+ first downs: 81-37
- Not allowing a sack: 15-7
- Allowing two or fewer sacks: 87-46-1
- Having 2+ INTs: 58-14
- Having 3+ turnovers: 59-11
- Opp. less than 40% on 3rd down: 111-42-1
- Opp. less than 30% on 3rd down: 76-14-1
- Scoring a defensive TD: 34-7
- Recording 3+ sacks: 84-27-1
- Recording 5+ sacks: 31-5-1
- Allowing 17 or fewer points: 101-20-1
- Not allowing a 100-yard rusher: 111-72-1
- Not allowing a 100-yard receiver: 98-70
- Not allowing a 300-yard passer: 128-80-1
- Not allowing a rushing TD: 97-33-1
- Not allowing a passing TD: 46-16
- Not allowing an offensive TD: 29-3
- Having a KR or PR TD: 10-5



## CHIEFS GENERAL MANAGER JOHN DORSEY NOTES



### DORSEY'S CAREER QUICK HITS

- John Dorsey was named the sixth general manager in Kansas City Chiefs history on January 14, 2013. Dorsey enters his second season as an NFL general manager and his 24th year as a player personnel member.
- Most recently served as Director of Football Operations for the Green Bay Packers (2012). Before being promoted to that post, Dorsey served 12 years as the Packers' Director of College Scouting (2000-11).
- A player for the Packers during the 1980s, Dorsey oversaw the college portion of Green Bay's scouting operations and was also actively involved in the area of pro personnel throughout his tenure.
- It was during his time as a college scout and eventually as Director of College Scouting that Dorsey began his association with Chiefs Head Coach Andy Reid, who served as the Packers tight ends/assistant offensive line coach (1992-96) and quarterbacks coach (1997-98).
- Worked alongside multiple Green Bay Packers General Managers including Ron Wolf, Ted Thompson and Mike Sherman.
- In his first season with the Chiefs, he and Head Coach Andy Reid orchestrated the greatest single-season turnaround in franchise history with an 11-5 record. The club finished just 2-14 the previous year, a +9 turnaround.
- Has two Super Bowl rings, three NFC Championships and helped earn nine division titles over his career.

### JOHN DORSEY'S TRACK RECORD

Kansas City Chiefs General Manager John Dorsey is no stranger to success. With the assistance of Packers personnel members including Ted Thompson and Ron Wolf, Dorsey was part of a team that drafted the following success stories in the NFL:

Player	Drafted	Of Note
Aaron Rodgers	2005	Super Bowl XLV MVP
A.J. Hawk	2006	500+ Tackles in 7 Seasons
Greg Jennings	2006	Top 100 Players of 2012
B.J. Raji	2009	2011 Pro Bowler
Clay Matthews	2009	Three-time Pro Bowler
Terrell Buckley	1992	Recorded 50 career INTs
Robert Brooks	1992	1997 NFL Comeback POY
Edgar Bennett	1992	Super Bowl XXXI Champion
Mark Chmura	1992	Three-time Pro Bowler
Mark Brunell	1993	NFL Passing Yards Leader ('96)
Antonio Freeman	1995	All-Pro Selection in 1998
Vonnie Holliday	1998	NFL All-Rookie Selection ('98)
Matt Hasselbeck	1998	Seahawks All-Time passing leader
Jordy Nelson	2008	Super Bowl XLV Champion
Jermichael Finley	2008	Super Bowl XLV Champion
Matt Flynn	2008	GB's most TDs in single game (6)

### JOHN DORSEY'S HARDWARE



Super Bowls




Conference Titles

95 96 97 02

03 04 07 11 12

Division Titles



### DORSEY'S NFL RECORD AS PERSONNEL MEMBER

Year	Reg. Season	Pct.	Playoffs	Overall	Result
1991	4-12	.250	0-0	4-12	4th in NFC Central
1992	9-7	.563	0-0	9-7	2nd in NFC Central
1993	9-7	.563	1-1	10-8	3rd in NFC Central; Reached Divisional Playoffs
1994	9-7	.563	1-1	10-8	2nd in NFC Central; Reached Divisional Playoffs
1995	11-5	.688	2-1	13-6	1st in NFC Central; Reached NFC Championship
1996	13-3	.813	3-0	16-3	1st in NFC Central; Won Super Bowl XXXI
1997	13-3	.813	2-1	15-4	1st in NFC Central; Reached Super Bowl XXXII
1998	11-5	.688	0-1	11-6	2nd in NFC Central; Reached Wild Card Playoffs
1999 (SEA)	9-7	.563	0-1	9-8	1st in AFC West; Reached Wild Card Playoffs
2000	9-7	.563	0-0	9-7	3rd in NFC Central
2001	12-4	.750	1-1	13-5	2nd in NFC Central; Reached Divisional Playoffs
2002	12-4	.750	0-1	12-5	1st in NFC North; Reached Wild Card Playoffs
2003	10-6	.625	1-1	11-7	1st in NFC North; Reached Divisional Playoffs
2004	10-6	.625	0-1	10-7	1st in NFC North; Reached Wild Card Playoffs
2005	4-12	.250	0-0	4-12	4th in NFC North
2006	8-8	.500	0-0	8-8	2nd in NFC North
2007	13-3	.813	1-1	14-4	1st in NFC North; Reached NFC Championship
2008	6-10	.375	0-0	6-10	3rd in NFC North
2009	11-5	.688	0-1	11-6	2nd in NFC North; Reached Wild Card Playoffs
2010	10-6	.625	4-0	14-6	2nd in NFC North; Won Super Bowl XLV
2011	15-1	.938	0-1	15-2	1st in NFC North; Reached Divisional Playoffs
2012	11-5	.688	1-1	12-6	1st in NFC North; Reached Divisional Playoffs
2013 (KC)	11-5	.688	0-1	11-6	2nd in AFC West; Reached Wild Card Playoffs
2014	1-2	.333	0-0	1-2	TBD
<b>TOTALS</b>	<b>232-140</b>	<b>.624</b>	<b>17-15</b>	<b>249-155</b>	<b>17 Playoff Appearances, 10 Div. Titles, 3 NFC Titles, 2 SB Titles</b>

## CHIEFS QUARTERBACK ALEX SMITH



### SMITH HAS HISTORY OF PROTECTING FOOTBALL

Since 2010, Chiefs QB Alex Smith has thrown the fewest interceptions in the National Football League among quarterbacks with at least 1,400 pass attempts. Of quarterbacks to start every game for their team in 2013, Smith had the fewest interceptions (seven) in the National Football League.

Player	INTs Since 2010
1. Alex Smith .....	30
2. Aaron Rodgers.....	32
3. Tom Brady .....	35
4. Peyton Manning.....	39
5. Ben Roethlisberger.....	42

After Week 3, Alex Smith ranks second in the NFL in rushing yards among all quarterbacks. Smith ran for 36 yards on six carries against the Tennessee Titans, 42 yards in Week 2 vs. Denver and 17 yards at Miami in Week 3.

### Rushing Yards among NFL Quarterbacks (2014)

Rk.	Player	Team	Carries	Yards
1.	Colin Kaepernick	SF	27	129
2.	Alex Smith	KC	13	95
3.	Russell Wilson	SEA	18	87
4.	Geno Smith	NYJ	20	84
5.	Jake Locker	OAK	14	73

### SMITH WITH 100+ RATING

Chiefs quarterback Alex Smith has had 16 career games as a starter where he has recorded over a 100.0 rating. Smith is 15-1 in those contests. In Week 15, 2013 vs. the Raiders, Smith posted a perfect passer rating with five TD passes and no interceptions on 20 attempts and 17 completions.

Date	Opp.	Att.	Comp.	Rtg.
12/15/13	@Oak	20	17	158.3
10/7/12	BUF	24	18	156.3
12/4/11	STL	23	17	142.3
9/21/14	MIA	25	19	136.0
12/12/10	SEA	27	17	130.9
9/9/12	@GB	26	20	125.6
12/8/13	@Was	20	14	122.3
10/2/11	@Phi	33	21	112.1
11/6/11	@Was	24	17	109.7
1/2/11	ARI	29	15	107.8
9/16/12	DET	31	20	107.7
11/24/13	SD	38	26	106.7
11/19/06	SEA	25	19	105.9
9/17/06	STL	22	11	103.0
12/14/06	@Sea	25	14	102.4
10/27/13	CLE	36	24	102.2

### SMITH VS. THE NFL (AS STARTER)

Opponent	Reg. Season	Postseason	Total
vs. Denver Broncos	1-3	0-0	1-3
vs. Kansas City Chiefs	0-2	0-0	0-2
vs. Oakland Raiders	4-0	0-0	4-0
vs. San Diego Chargers	0-3	0-0	0-3
vs. AFC West	5-8	0-0	5-8
vs. Baltimore Ravens	0-1	0-0	0-1
vs. Cincinnati Bengals	1-0	0-0	1-0
vs. Cleveland Browns	2-0	0-0	2-0
vs. Pittsburgh Steelers	1-1	0-0	1-1
vs. AFC North	4-2	0-0	4-2
vs. Houston Texans	2-1	0-0	2-1
vs. Indianapolis Colts	0-3	0-1	0-4
vs. Jacksonville Jaguars	2-1	0-0	2-1
vs. Tennessee Titans	1-2	0-0	1-2
vs. AFC South	5-7	0-1	5-8
vs. Buffalo Bills	2-0	0-0	2-0
vs. Miami Dolphins	1-0	0-0	1-0
vs. New England Patriots	0-0	0-0	0-0
vs. New York Jets	1-0	0-0	1-0
vs. AFC East	4-0	0-0	4-0
vs. AFC	18-17	0-1	18-18
vs. Dallas Cowboys	1-1	0-0	1-1
vs. New York Giants	2-1	0-1	2-2
vs. Philadelphia Eagles	2-4	0-0	2-4
vs. Washington Redskins	2-1	0-0	2-1
vs. NFC East	7-7	0-1	7-8
vs. Arizona Cardinals	6-5	0-0	6-5
vs. Seattle Seahawks	6-5	0-0	6-5
vs. San Francisco 49ers	0-0	0-0	0-0
vs. St. Louis Rams	6-2-1	0-0	6-2-1
vs. NFC West	18-12-1	0-0	18-12-1
vs. Atlanta Falcons	0-2	0-0	0-2
vs. Carolina Panthers	0-1	0-0	0-1
vs. Tampa Bay Buccaneers	1-0	0-0	1-0
vs. New Orleans Saints	0-3	1-0	1-3
vs. NFC South	1-6	1-0	2-6
vs. Chicago Bears	1-1	0-0	1-1
vs. Detroit Lions	4-0	0-0	4-0
vs. Green Bay Packers	1-2	0-0	1-2
vs. Minnesota Vikings	1-1	0-0	1-1
vs. NFC North	7-4	0-0	7-4
vs. NFC	33-29-1	1-1	34-30-1



### CHIEFS QB ALEX SMITH'S CAREER WHEN...

Throwing one or more TD passes: 35-26-1  
 Throwing two or more TD passes: 22-10  
 Throwing three or more TD passes: 9-4  
 Throwing four or more TD passes: 1-0  
 Not throwing an INT: 38-13-1  
 With a passer rating of 95.0 or more: 25-4-1  
 With a passer rating of 105.0 or more: 15-2-1  
 Throwing for 150 or more yards: 36-31  
 Throwing for 200 or more yards: 24-20  
 Throwing for 250 or more yards: 9-9

Throwing for 300 or more yards: 1-2  
 Rushing for a TD: 5-0  
 Attempting 20 or more passes: 45-40  
 Attempting 30 or more passes: 22-24  
 Attempting 40 or more passes: 2-10  
 Rushing for 30 or more yards: 7-8  
 Completing 15 or more passes: 37-31  
 Completing 20 or more passes: 15-17  
 Completing 25 or more passes: 1-8  
 Completing 30 or more passes: 0-0

Throwing one or more INTs: 13-33  
 Throwing two or more INTs: 2-17  
 Throwing three or more INTs: 0-8  
 Sacked one or more times: 40-41-1  
 Sacked two or more times: 34-35-1  
 Sacked three or more times: 20-25  
 Sacked four or more times: 11-17  
 Losing one or more fumbles: 7-13  
 Losing two or more fumbles: 0-2  
 With a passer rating of 90.0 or lower: 23-39





### WINNING QUARTERBACKS

Since 2011, Alex Smith's record as a starter is 31-10-1, which ranks him third in winning percentage among all quarterbacks with at least 20 starts.

#### Quarterbacks with highest winning % (since 2011)

QB	Record	Win Pct.
Peyton Manning	27-7	.794
Tom Brady	38-12	.760
<b>Alex Smith</b>	<b>31-10-1</b>	<b>.750</b>
Aaron Rodgers	31-11	.738

### SMART DECISION MAKER

Smith only threw seven interceptions in 2013. He led the NFL for fewest interceptions thrown among all quarterbacks with a minimum of 300 attempts. His 1.4 interception percentage was the best mark in the NFL of quarterbacks with a minimum of 350 attempts in 2013.

#### NFL LEADERS, FEWEST INTS. MIN. 300 ATTEMPTS, 2013

1.	7	<b>Alex Smith</b>	<b>Kansas City</b>
2.	8	Colin Kaepernick	San Francisco
3t.	9	Mike Glennon	Tampa Bay
		Andrew Luck	Indianapolis
		Russell Wilson	Seattle

#### NFL LEADERS, LOWEST INT PERCENTAGE, MIN. 350 ATTS., 2013

1.	1.4	<b>Alex Smith</b>	<b>Kansas City</b>
2.	1.5	Peyton Manning	Denver
3.	1.6	Andrew Luck	Indianapolis
4t.	1.8	Tom Brady	New England
	1.8	Drew Brees	New Orleans

Smith's seven interceptions on 508 pass attempts gave him a 1.4 interception percentage for the 2013 season, ranking as the third-best single-season mark in franchise history.

#### CHIEFS RECORD BOOK, LOWEST INT. PERCENTAGE, SEASON

1.	0.41	Damon Huard (244-1)	2006
2.	0.90	Steve DeBerg (444-4)	1990
3.	1.37	<b>Alex Smith (508-7)</b>	<b>2013</b>
4.	1.56	Matt Cassel (450-7)	2010
5.	1.69	Rich Gannon (354-6)	1998

### HOT START IN A CHIEFS UNIFORM

QB Alex Smith won his first nine starts in a Kansas City uniform, becoming just the second quarterback in franchise history to do so.

Smith became the first quarterback since the AFL-NFL merger in 1970 to win nine games in a row with a new team, passing Dieter Brock, who reached seven straight wins in 1985 with the Los Angeles Rams.

#### CHIEFS QBS TO WIN IN FIRST STARTS

##### Alex Smith — 2013

9/8/13	at Jacksonville	28-2
9/15/13	vs. Dallas	17-16
9/19/13	at Philadelphia	26-16
9/29/13	vs. N.Y. Giants	31-7
10/6/13	at Tennessee	26-17
10/13/13	vs. Oakland	24-7
10/20/13	vs. Houston	17-16
10/27/13	vs. Cleveland	23-17
11/3/13	at Buffalo	23-13

### THROUGH THE AIR

QB Alex Smith had 308 completions on 508 attempts last season. His 508 attempts set a career record for most pass attempts in a single season. His 508 attempts is eight over a mark that's only been crossed seven other times in franchise history. The team record for most pass attempts in a single season is 603, set by Bill Kenney in 1983.

#### ALEX SMITH, MOST ATTEMPTS, SINGLE SEASON

1.	508	2013
2.	445	2011
3.	442	2006
4.	372	2009
5.	342	2010

Smith's 308 completions mark a single-season career-high, passing his old mark of 273, set in the 2011 season. This marks the sixth time in franchise history that a Chiefs quarterback has completed more than 300 passes in a single season. The team record for most completions in a single season is 369, set by Trent Green in 2004.

#### ALEX SMITH, MOST COMPLETIONS, SINGLE SEASON

1.	308	2013
2.	273	2011
3.	257	2006
4.	225	2009
5.	204	2010

## BY THE NUMBERS - ALEX SMITH VS. THE NFL

Chiefs quarterback Alex Smith is in his 10th NFL season. Statistically, his best games have come against AFC East and NFC West opponents. History shows he has played particularly well against the Oakland Raiders, recording a 112.0 rating in four games against the club with 10 touchdowns and only one interception. Below is a breakdown of how Smith has fared against his opponents.

AFC West								
Team	G	Att.	Comp.	Yds.	TD	Int.	Pct.	Rtg.
Broncos	4	161	90	972	5	2	55.9	78.9
Chargers	3	98	65	673	5	3	66.3	90.2
Chiefs	2	67	36	324	1	3	53.7	53.3
Raiders	4	103	62	776	10	1	60.2	112.0
<b>Total</b>	<b>13</b>	<b>429</b>	<b>253</b>	<b>2745</b>	<b>21</b>	<b>9</b>	<b>58.9</b>	<b>85.4</b>
AFC East								
Team	G	Att.	Comp.	Yds.	TD	Int.	Pct.	Rtg.
Bills	2	53	37	427	3	0	69.8	112.7
Dolphins	1	25	19	186	3	0	76.0	136.0
Jets	1	21	12	14	0	0	57.1	78.1
Patriots	0	0	0	0	0	0	0	0
<b>Total</b>	<b>4</b>	<b>99</b>	<b>68</b>	<b>627</b>	<b>6</b>	<b>0</b>	<b>68.7</b>	<b>105.9</b>
AFC North								
Team	G	Att.	Comp.	Yds.	TD	Int.	Pct.	Rtg.
Bengals	1	30	20	201	0	0	66.7	85.6
Browns	2	60	39	402	3	0	65.0	100.8
Ravens	1	24	15	140	0	1	62.5	61.1
Steelers	2	66	35	396	2	1	53.0	75.1
<b>Total</b>	<b>6</b>	<b>180</b>	<b>109</b>	<b>1139</b>	<b>5</b>	<b>2</b>	<b>60.5</b>	<b>83.5</b>
AFC South								
Team	G	Att.	Comp.	Yds.	TD	Int.	Pct.	Rtg.
Colts	3	83	44	425	1	6	53.0	41.5
Jaguars	3	99	56	528	4	1	56.6	80.7
Texans	3	85	54	605	4	3	63.5	85.7
Titans	3	119	68	733	3	7	57.1	59.3
<b>Total</b>	<b>12</b>	<b>386</b>	<b>222</b>	<b>2291</b>	<b>11</b>	<b>17</b>	<b>57.0</b>	<b>65.9</b>
AFC Total								
Team	G	Att.	Comp.	Yds.	TD	Int.	Pct.	Rtg.
<b>Total</b>	<b>35</b>	<b>1094</b>	<b>652</b>	<b>6931</b>	<b>44</b>	<b>28</b>	<b>59.6</b>	<b>80.9</b>
NFC East								
Team	G	Att.	Comp.	Yds.	TD	Int.	Pct.	Rtg.
Cowboys	2	60	37	402	4	1	61.7	96.7
Eagles	6	191	115	1343	7	5	60.2	82.9
Giants	3	101	62	730	4	6	61.4	71.8
Redskins	3	60	39	429	3	1	65.0	95.8
<b>Total</b>	<b>14</b>	<b>412</b>	<b>253</b>	<b>2904</b>	<b>18</b>	<b>13</b>	<b>61.4</b>	<b>84.0</b>
NFC North								
Team	G	Att.	Comp.	Yds.	TD	Int.	Pct.	Rtg.
Bears	2	48	30	253	1	3	62.5	57.0
Lions	4	114	71	717	4	1	62.3	88.2
Packers	3	88	48	639	6	3	54.5	86.3
Vikings	2	56	37	309	1	2	66.1	71.2
<b>Total</b>	<b>11</b>	<b>306</b>	<b>186</b>	<b>1918</b>	<b>12</b>	<b>9</b>	<b>60.7</b>	<b>79.6</b>
NFC South								
Team	G	Att.	Comp.	Yds.	TD	Int.	Pct.	Rtg.
Buccaneers	1	19	11	170	3	0	57.9	127.2
Falcons	2	70	38	337	1	5	54.3	42.4
Panthers	1	19	9	129	1	0	47.4	87.4
Saints	3	103	59	636	3	5	57.3	65.0
<b>Total</b>	<b>7</b>	<b>211</b>	<b>117</b>	<b>1272</b>	<b>8</b>	<b>10</b>	<b>55.4</b>	<b>66.3</b>
NFC West								
Team	G	Att.	Comp.	Yds.	TD	Int.	Pct.	Rtg.
49ers	0	0	0	0	0	0	0	0
Cardinals	11	293	169	1923	10	7	57.7	78.9
Rams	9	184	118	1539	7	2	64.1	98.5
Seahawks	11	287	167	1749	9	4	58.2	80.6
<b>Total</b>	<b>31</b>	<b>764</b>	<b>454</b>	<b>5211</b>	<b>26</b>	<b>13</b>	<b>59.4</b>	<b>84.3</b>
NFC Total								
Team	G	Att.	Comp.	Yds.	TD	Int.	Pct.	Rtg.
<b>Total</b>	<b>63</b>	<b>1693</b>	<b>1010</b>	<b>11305</b>	<b>64</b>	<b>45</b>	<b>59.7</b>	<b>81.1</b>



## CHIEFS RUNNING BACK JAMAAL CHARLES

### CHARLES' BIG PLAY ABILITY

RB Jamaal Charles has shown off his big-play ability multiple times in his career. He owns the two longest rushing plays in franchise history.

#### CHIEFS RECORD BOOK: LONGEST RUSHING PLAYS (ALL 80+)

Rk.	Yards	Player	Opponent	Date
1.	91 (TD)	Jamaal Charles	at New Orleans	9/23/12
2.	86 (TD)	Jamaal Charles	vs. Indianapolis	12/23/12
3.	84 (TD)	Ted McKnight	at Seattle	9/30/79
4t	82 (TD)	Joe Delaney	vs. Denver	10/18/81
	82 (TD)	Derrick Alexander	vs. San Diego	10/31/99
6t.	80 (TD)	Jamaal Charles	at Cleveland	12/9/12
	80 (TD)	Abner Haynes	at New York Jets	11/29/64
	80 (TD)	Warren McVea	vs. Cincinnati	10/26/69
	80	Jamaal Charles	at St. Louis	12/19/10

### CHARLES CONTINUES CLIMB

RB Jamaal Charles moved into fifth place all-time in team history for most rushing attempts with 1,052 carries. He most recently passed RB Marcus Allen (932).

#### Most Rushing Attempts - Career

1.	1,375	Larry Johnson	2003-09
2.	1,321	Priest Holmes	2001-07
3.	1,246	Christian Okoye	1987-92
4.	1,157	Ed Podolak	1969-77
5.	1,052	Jamaal Charles	2008-14



### CHARLES IN CHARGE

RB Jamaal Charles owns three 200-yard games for his career, which is more 200-plus yard performances than any other running back in team history. RB Larry Johnson is the only other player in team history to record more than one 200-yard performance.

Charles now owns the top three single-game rushing outputs in franchise history. He owns the club's top mark with 259 yards on 25 attempts (10.4 avg.) set in the 2009 season finale at Denver (1/3/10).

#### CHIEFS RECORD BOOK: MOST RUSHING YARDS, GAME

Rank	Player	Yds	Att.	Avg.	Date/Opp.
1.	Jamaal Charles	259	25	10.4	1/3/10 @ DEN
2.	Jamaal Charles	233	33	7.1	9/23/12 @ NO
3.	Jamaal Charles	226	22	10.3	12/23/12 vs. IND
4.	Larry Johnson	211	36	5.9	11/20/05 @ HOU
5.	Larry Johnson	201	26	7.7	1/1/06 vs. CIN

#### CHIEFS RECORD BOOK: COMBINED YDS FROM SCRIMMAGE, GAME

Rank	Player	Yards (Rush/Rec.)	Date/Opp.
1.	Stephone Paige	309 (0 rush, 309 rec.)	12/22/85 vs. SD
2.	Priest Holmes	307 (197 rush, 110 rec.)	11/24/02 @ SEA
3.	Jamaal Charles	288 (233 rush, 55 rec.)	9/23/12 @ NO
4.	Priest Holmes	277 (168 rush, 109 rec.)	12/9/01 @ OAK
5.	Jamaal Charles	262 (259 rush, 3 rec.)	1/3/10 @ DEN

### CHARLES RUNNING ALONG

RB Jamaal Charles has rushed for more than 1,000 yards in four straight seasons (excluding 2011, lost to injury). He currently ranks third in team history for most career rushing yards. He is the first player in Chiefs history to crack the 1,000-yard rushing plateau four times in his career.

#### CHIEFS RECORD BOOK: MOST RUSHING YARDS, CAREER

Rank	Player	Years	Yards
1.	Priest Holmes	2001-07	6,070
2.	Larry Johnson	2003-09	6,015
3.	Jamaal Charles	2008-14	5,846
4.	Christian Okoye	1987-92	4,897
5.	Ed Podolak	1969-77	4,451



### CHARLES CARRIES OVER 10

RB Jamaal Charles has proven how explosive he can be. He has 161 10-plus rushes for his career, ranking second in franchise history. He needs 29 more to pass RB Priest Holmes' team record of 190.

#### CHIEFS RECORD BOOK, MOST 10+ RUSHES, CAREER

1.	190	Priest Holmes	2001-07
2.	161	Jamaal Charles	2008-14
3.	137	Larry Johnson	2003-09
4.	71	Marcus Allen	1993-97
5.	63	Kimble Anders	1991-00

## CHARLES IN THE RECEIVING GAME

In his career, RB Jamaal Charles has recorded 227 receptions, ranking fourth in franchise history for most receptions by a running back.

### CHIEFS RECORD BOOK, MOST RECEPTIONS, RB, CAREER

1.	369	Kimble Anders	1991-00
2.	288	Ed Podolak	1969-77
3.	251	Priest Holmes	2001-07
4.	<b>227</b>	<b>Jamaal Charles</b>	<b>2008-14</b>
5.	197	Abner Haynes	1960-64

Charles has 1,998 career receiving yards, giving him sole possession of fifth place on the franchise's list for most career receiving yards by a running back.

### CHIEFS RECORD BOOK, MOST RECEIVING YARDS, RB, CAREER

1.	2,829	Kimble Anders	1991-00
2.	2,739	Abner Haynes	1960-65
3.	2,456	Ed Podolak	1969-77
4.	2,377	Priest Holmes	2001-07
5.	<b>1,998</b>	<b>Jamaal Charles</b>	<b>2008-14</b>
6.	1,945	Curtis McClinton	1962-69

Charles had 70 receptions in 2013, tying him for second-most receptions by a running back in a single season in franchise history.

### CHIEFS RECORD BOOK, MOST RECEPTIONS, RB, SEASON

1.	74	Priest Holmes	2003
2t.	70	Priest Holmes	2002
	<b>70</b>	<b>Jamaal Charles</b>	<b>2013</b>
4.	67	Kimble Anders	1994
5.	66	MacArthur Lane	1976

Charles racked up 693 receiving yards on 70 receptions (9.9 avg.) in 2013. His 693 receiving yards rank first in franchise history for most receiving yards by a running back in a single season.

### CHIEFS RECORD BOOK, MOST RECEIVING YARDS, RB, SEASON

1.	<b>693</b>	<b>Jamaal Charles</b>	<b>2013</b>
2.	690	Priest Holmes	2003
3.	672	Priest Holmes	2002
4.	614	Priest Holmes	2001
5.	590	Curtis McClinton	1965



## CHARLES IMPRESSIVE THROUGH 1ST 1,000 RUSHES

Chiefs running back Jamaal Charles has been excellent running the ball so far in his career. Charles became the fifth player in Chiefs history to record 1,000 carries. In those 1,000 carries, he accumulated 5,523 yards (5.52 avg.). Below is a look at some other recent top-performing NFL running backs and where they ranked for yards gained at the time of their 1,000th carry.

### RECENT TOP-PERFORMING RBs, YARDS AT 1,000TH CARRY

1.	<b>5,523</b>	<b>Jamaal Charles</b>
2.	4,951	Adrian Peterson
3.	4,826	Chris Johnson
4.	4,820	Clinton Portis
5.	4,794	Frank Gore
6.	4,754	Jamal Lewis
7.	4,683	Terrell Davis
8.	4,643	Fred Taylor
9.	4,620	Corey Dillon
10.	4,558	Maurice Jones-Drew
11.	4,542	Thurman Thomas
12.	4,364	LaDainian Tomlinson
13.	4,351	Steven Jackson
14.	4,283	Edgerrin James
15.	4,056	Jerome Bettis
16.	3,936	Eddie George
17.	3,906	Curtis Martin
18.	3,701	Marshall Faulk

## CHARLES CLUTCH COMING UP WITH FIRST DOWNS

RB Jamaal Charles racked up 104 total first downs through the 2013 season. He had 72 rushing first downs and 32 through the air. His 104 total first downs ranked first in the NFL.

### NFL LEADERS - FIRST DOWNS

Rk.	Player	Team	Rush	Rec.	Total
1.	<b>Jamaal Charles</b>	<b>Kansas City</b>	<b>72</b>	<b>32</b>	<b>104</b>
2.	LeSean McCoy	Philadelphia	79	23	102
3.	Matt Forte	Chicago	74	23	97
4.	Knowshon Moreno	Denver	53	29	82
5.	Marshawn Lynch	Seattle	68	12	80



## CHARLES & BOWE NOTES



### DUAL-THREAT CHARLES GRABS SCRIMMAGE YARDS

RB Jamaal Charles recorded 1,980 yards from scrimmage (1,287 rushing, 693 receiving) on 329 total attempts (259 rushes, 70 receptions) in 2013. His 1,980 scrimmage yards ranked second in the NFL. Charles recorded more than 100 yards from scrimmage in each of the first eight games last season and had at least one touchdown in seven straight games. The only other player in NFL history to accomplish that feat was O.J. Simpson in 1975 (9 games with 100 yards and a touchdown).

#### NFL LEADERS - MOST SCRIMMAGE YARDS

Rk.	Player	Team	Yards	Rush	Rec.
1.	LeSean McCoy	Philadelphia	2,146	1,607	539
2.	<b>Jamaal Charles</b>	<b>Kansas City</b>	<b>1,980</b>	<b>1,287</b>	<b>693</b>
3.	Matt Forte	Chicago	1,933	1,339	594
4.	Josh Gordon	Cleveland	1,734	88	1,646
5.	Knowshon Moreno	Denver	1,586	1,038	548

#### CHARLES 100 YARDS FROM SCRIMMAGE - 2013

Wk.	Opponent	Rush	Rec.	Tot. Yds	TDs
1	@ Jacksonville	77	23	100	1
2	vs. Dallas	55	48	103	1
3	@ Philadelphia	92	80	172	1
4	vs. N.Y. Giants	65	62	127	1
5	@ Tennessee	108	37	145	1
6	vs. Oakland	78	50	128	2
7	vs. Houston	86	37	123	1
8	vs. Cleveland	74	46	120	0
12	vs. San Diego	115	42	157	2
13	vs. Denver	93	27	120	1
14	@ Washington	151	8	159	2
15	@ Oakland	20	195	215	5
16	vs. Indianapolis	106	38	144	1



### BOWE & CHARLES TOP CHARTS FOR YARDS

Chiefs running back Jamaal Charles and wide receiver Dwayne Bowe have both eclipsed the 6,000-yards from scrimmage mark in their career. Both continue to move up in the club's record books.

Rk.	Pos.	Player	Career Yards from Scrimmage
1.	TE	Tony Gonzalez	10,954 (Rec: 10,940, Rush: 14)
2.	RB	Priest Holmes	8,447 (Rush: 6,070, Rec: 2,377)
3.	<b>RB</b>	<b>Jamaal Charles</b>	<b>7,844 (Rush: 5,846, Rec: 1,998)</b>
4.	WR	Otis Taylor	7,467 (Rec: 7,306, Rush: 161)
5.	RB	Larry Johnson	7,384 (Rush: 6,015, Rec: 1,369)
6.	RB	Ed Podolak	6,907 (Rush: 4,451, Rec: 2,456)
7.	WR	Henry Marshall	6,802 (Rec: 6,545, Rush: 257)
8.	RB	Abner Haynes	6,553 (Rush: 3,814, Rec: 2,739)
9.	<b>WR</b>	<b>Dwayne Bowe</b>	<b>6,489 (Rec: 6,473, Rush: 16)</b>
10.	WR	Carlos Carson	6,431 (Rec: 6,360, Rush: 71)

### BOWE MOVES UP CAREER RECEPTIONS CHART

WR Dwayne Bowe currently is second in team history with 478 receptions. That mark ranks first among wide receivers in Chiefs history. Former Chiefs TE Tony Gonzalez owns the club record for most career receptions with 916.

#### Most Pass Receptions - Career

1.	916	Tony Gonzalez	1997-08
2.	<b>478</b>	<b>Dwayne Bowe</b>	<b>2007-14</b>
3.	416	Henry Marshall	1976-87
4.	410	Otis Taylor	1965-75
5.	391	Chris Burford	1960-67

### BOWE RANKS TOP 5

WR Dwayne Bowe has 6,473 receiving yards, ranking him fourth in team history for most yards catching the ball. He needs 73 yards to pass WR Henry Marshall for third place.

#### CHIEFS RECORD BOOK, MOST REC. YARDS, CAREER

1.	10,940	Tony Gonzalez	1997-08
2.	7,306	Otis Taylor	1965-74
3.	6,545	Henry Marshall	1976-87
4.	<b>6,473</b>	<b>Dwayne Bowe</b>	<b>2007-14</b>
5.	6,360	Carlos Carson	1980-89

Bowe had 57 receptions in 2013, marking the sixth time in his career he has had at least 50 receptions in a single season. He became only the second person to record at least six 50-reception seasons in franchise history, trailing Tony Gonzalez who had 11 such seasons.

#### CHIEFS RECORD BOOK, MOST SEASONS, 50 OR MORE RECEPTIONS

1.	11	Tony Gonzalez	1998-08
2.	<b>6</b>	<b>Dwayne Bowe</b>	<b>2007-08, 2010-13</b>
3t.	5	Kimble Anders	1994-99
		Eddie Kennison	2002-06
5t.	4	Chris Burford	1961, '63-64, '66
		Otis Taylor	1966-67, '71-72

Bowe became the sixth player in franchise history to record 6,000 or more receiving yards in their Chiefs career. He became the fastest player to reach the 6,000-yard plateau as he recorded 6,023 receiving yards in 95 games. Of the four other players who have reached that number, Otis Taylor was the closest, accomplishing the feat in 98 games.

#### CHIEFS RECORD BOOK, FEWEST GAMES TO 6,000 REC. YARDS

1.	<b>95</b>	<b>Dwayne Bowe</b>
2.	98	Otis Taylor
3.	104	Carlos Carson
4.	118	Tony Gonzalez
5.	119	Stephone Paige

## BY THE NUMBERS - JAMAAL CHARLES VS. THE NFL

Chiefs running back Jamaal Charles is in his seventh NFL season. Statistically, his best games have come against AFC West and NFC South opponents. History shows he has played particularly well against the Denver Broncos, recording 989 scrimmage yards and five touchdowns against the club. Below is a breakdown of how Charles has fared against his opponents.

AFC West								
Team	Att.	Yds.	TD	Rec.	Yds.	Rec. TDs	Scrimmage Yds.	Tot. TDs
Broncos	155	827	4	20	162	1	989	5
Raiders	91	367	5	32	373	4	740	9
Chargers	89	515	5	17	164	1	679	6
<b>Total</b>	<b>335</b>	<b>1709</b>	<b>14</b>	<b>69</b>	<b>699</b>	<b>6</b>	<b>2408</b>	<b>20</b>

AFC East								
Team	Att.	Yds.	TD	Rec.	Yds.	Rec. TDs	Scrimmage Yds.	Tot. TDs
Bills	77	491	1	28	178	2	669	3
Dolphins	3	15	0	3	102	0	117	0
Jets	5	45	0	1	4	0	49	0
Patriots	5	28	0	2	6	0	34	0
<b>Total</b>	<b>90</b>	<b>579</b>	<b>1</b>	<b>34</b>	<b>290</b>	<b>2</b>	<b>869</b>	<b>3</b>

AFC North								
Team	Att.	Yds.	TD	Rec.	Yds.	Rec. TDs	Scrimmage Yds.	Tot. TDs
Bengals	44	198	0	7	53	0	251	0
Browns	72	442	2	8	89	0	531	2
Ravens	35	148	0	6	50	0	198	0
Steelers	40	158	1	2	8	1	166	3*
<b>Total</b>	<b>191</b>	<b>946</b>	<b>3</b>	<b>23</b>	<b>200</b>	<b>1</b>	<b>1146</b>	<b>5</b>

AFC South								
Team	Att.	Yds.	TD	Rec.	Yds.	Rec. TDs	Scrimmage Yds.	Tot. TDs
Colts	51	419	2	9	56	0	475	2
Jaguars	37	184	2	6	42	0	226	2
Texans	37	179	1	7	61	0	240	1
Titans	45	221	1	17	118	2	339	3
<b>Total</b>	<b>170</b>	<b>203</b>	<b>6</b>	<b>359</b>	<b>277</b>	<b>2</b>	<b>1290</b>	<b>8</b>

AFC	Att.	Yds.	TD	Rec.	Yds.	Rec. TDs	Scrimmage Yds.	Tot. TDs
<b>Total</b>	<b>786</b>	<b>4237</b>	<b>24</b>	<b>165</b>	<b>1466</b>	<b>11</b>	<b>5703</b>	<b>36*</b>

\*Includes Charles' 97-yard KO return TD vs. PIT in 2009.

NFC East								
Team	Att.	Yds.	TD	Rec.	Yds.	Rec. TDs	Scrimmage Yds.	Tot. TDs
Cowboys	19	64	0	13	102	1	166	1
Eagles	26	128	1	10	114	0	242	1
Giants	20	89	0	5	62	1	151	1
Redskins	23	156	1	3	10	1	166	2
<b>Total</b>	<b>88</b>	<b>437</b>	<b>2</b>	<b>31</b>	<b>288</b>	<b>3</b>	<b>725</b>	<b>5</b>

NFC North								
Team	Att.	Yds.	TD	Rec.	Yds.	Rec. TDs	Scrimmage Yds.	Tot. TDs
Bears	0	0	0	0	0	0	0	0
Lions	2	27	0	0	0	0	27	0
Packers	0	0	0	0	0	0	0	0
Vikings	0	0	0	0	0	0	0	0
<b>Total</b>	<b>2</b>	<b>27</b>	<b>0</b>	<b>0</b>	<b>0</b>	<b>0</b>	<b>27</b>	<b>0</b>

NFC South								
Team	Att.	Yds.	TD	Rec.	Yds.	Rec. TDs	Scrimmage Yds.	Tot. TDs
Buccaneers	30	146	0	2	7	0	153	0
Falcons	23	125	0	3	24	0	149	0
Panthers	31	145	0	8	33	0	178	0
Saints	35	245	1	6	55	0	300	1
<b>Total</b>	<b>119</b>	<b>661</b>	<b>1</b>	<b>19</b>	<b>119</b>	<b>0</b>	<b>780</b>	<b>1</b>

NFC West								
Team	Att.	Yds.	TD	Rec.	Yds.	Rec. TDs	Scrimmage Yds.	Tot. TDs
49ers	12	97	0	3	57	0	154	0
Cardinals	12	88	0	4	38	0	126	0
Rams	11	126	1	3	27	0	153	1
Seahawks	22	173	1	2	3	0	176	1
<b>Total</b>	<b>57</b>	<b>484</b>	<b>2</b>	<b>12</b>	<b>125</b>	<b>0</b>	<b>609</b>	<b>2</b>

NFC	Att.	Yds.	TD	Rec.	Yds.	Rec. TDs	Scrimmage Yds.	Tot. TDs
<b>Total</b>	<b>266</b>	<b>1609</b>	<b>5</b>	<b>62</b>	<b>532</b>	<b>3</b>	<b>2141</b>	<b>8</b>



## CHIEFS DEFENSIVE NOTES



### CHIEFS EXCEL WHEN SACKING THE QB

The Chiefs and Defensive Coordinator Bob Sutton have placed an emphasis on putting pressure on opposing quarterbacks. The Chiefs have recorded 6.0 or more team sacks 53 times in team history. In those 53 games, Kansas City has a 47-5-1 (.896) record and has outscored its opponents 1,551-644, including four shutouts.

#### Record When Recording 6.0 or More Team Sacks

Date	Opponent	Sacks	Yds	Result
12/4/1960	Houston	7.0	54	W, 24-0
12/18/1960	Buffalo	6.0	37	W, 24-7
9/23/1962	@ Oakland	6.0	67	W, 26-16
12/8/1963	Denver	6.0	47	W, 52-21
12/14/1963	Boston	6.0	54	W, 35-3
11/8/1964	Oakland	7.0	65	W, 42-7
10/31/1965	Oakland	6.0	62	W, 14-7
10/8/1967	Miami	7.0	77	W, 41-0
9/28/1968	@ Miami	6.0	55	W, 48-3
11/10/1968	@ Cincinnati	6.0	35	W, 16-9
12/8/1968	@ San Diego	6.0	61	W, 40-3
12/14/1968	@ Denver	7.0	78	W, 30-7
10/26/1969	Cincinnati	6.0	23	W, 42-22
11/2/1969	@ Buffalo	9.0	93	W, 29-7
9/28/1970	@ Baltimore	7.0	73	W, 44-24
12/6/1970	Denver	6.0	45	W, 16-0
10/1/1972	@ Denver	8.0	63	W, 45-24
11/12/1973	Chicago	6.0	64	W, 19-7
12/2/1973	Cleveland	7.0	50	T, 20-20
9/23/1979	Oakland	7.0	55	W, 35-7
10/5/1980	@ Oakland	6.0	54	W, 31-17
11/13/1983	Cincinnati	7.0	49	W, 20-15
11/27/1983	@ Seattle	6.0	40	L, 48-51 (OT)
9/30/1984	Cleveland	11.0	78	W, 10-6
12/8/1985	Atlanta	7.0	53	W, 38-10
9/21/1986	Houston	7.0	42	W, 27-13
9/23/1990	@ Green Bay	6.0	35	W, 17-3
10/7/1990	@ Indianapolis	7.0	62	L, 19-23
11/11/1990	Seattle	9.0	70	L, 16-17
12/2/1990	@ New England	6.0	44	W, 37-7
10/7/1991	Buffalo	6.0	43	W, 33-6
11/17/1991	Denver	6.0	47	L, 20-24
10/11/1992	Philadelphia	6.0	39	W, 24-17
11/8/1992	San Diego	6.0	56	W, 16-14
12/27/1992	Denver	6.0	56	W, 42-20
10/3/1993	LA Raiders	6.0	46	W, 24-9
10/17/1994	@ Denver	6.0	30	W, 31-28
10/1/1995	@ Arizona	7.0	68	W, 24-3
9/15/1996	@ Seattle	7.0	18	W, 35-17
11/16/1997	Denver	6.0	38	W, 24-22
12/7/1997	Oakland	6.0	45	W, 30-0
12/14/1997	@ San Diego	7.0	34	W 29-7
9/6/1998	Oakland	10.0	58	W, 28-8
12/26/1998	@ Oakland	6.0	44	W, 31-24
9/17/2000	San Diego	6.0	31	W, 42-10
11/26/2000	@ San Diego	6.0	28	L, 16-17
12/10/2000	Carolina	6.0	18	W, 15-14
12/8/2002	St. Louis	7.0	49	W, 49-10
12/4/2011	Chicago	7.0	45	W, 10-3
9/8/2013	@ Jacksonville	6.0	50	W, 28-2
9/19/2013	@ Philadelphia	6.0	34	W, 26-16
10/13/2013	Oakland	9.0	63	W, 24-7
12/8/2013	@ Washington	6.0	31	W, 45-10

### GET YOUR HANDS DIRTY

Getting after the opposing quarterback has been a point of pride for the Kansas City Chiefs. In fact, six different players have recorded at least a partial sack. The Chiefs have totaled 9.0 team sacks through three games to rank tied for fourth in the NFL.

Justin Houston	LB	3.0
Tamba Hali	LB	2.0
Dontari Poe	DT	1.5
Allen Bailey	DE	1.0
Vance Walker	DT	1.0
Chris Owens	CB	0.5



### JOHNSON MOVES UP CAREER TACKLE CHART

Chiefs LB Derrick Johnson became the fourth player in franchise history to record 900 or more career stops. Johnson now has 985 career stops, which places him third in team history. In 2011, Johnson set a Chiefs single-season record with 179 tackles (131 solo). In 2010, 2011, 2012 & 2013, Johnson led the team in total tackles.

#### CHIEFS RECORD BOOK, TACKLES, CAREER

Rk.	Player	Tackles
1.	Gary Spani .....	999
2.	Art Still .....	992
3.	<b>Derrick Johnson</b> .....	<b>985</b>
4.	Deron Cherry .....	927
5.	Donnie Edwards .....	883

#### JOHNSON'S 100 TACKLE SEASONS

Year	Tackles	Solo	Assists	Team Rank
2005	110	87	23	Third
2007	107	91	16	Third
2010	147	107	40	First
2011	179	131	48	First
2012	125	110	15	First
2013	107	95	12	First



## SACK CITY

Chiefs linebackers Tamba Hali and Justin Houston take pride in their abilities in getting after the opposing team's quarterback. The two have combined for 105 total sacks. Hali needs 11.5 sacks to pass Neil Smith for second in team history in that category. Houston is averaging one sack per game thus far this season. Below is a breakdown of how each player has fared against each opponent and opposing QBs.



### Hali Sacks by QB

Quarterback	Sacks
Philip Rivers	10.5
Kyle Orton	6.0
Alex Smith	4.5
Ryan Fitzpatrick	4.5
Jason Campbell	3.5
Joe Flacco	3.0
Eli Manning	3.0
Aaron Rodgers	3.0
Peyton Manning	3.0
Terrelle Pryor	2.5
Case Keenum	2.5
Robert Griffin III	2.0
Kelly Holcomb	2.0
Donovan McNabb	2.0
Brandon Weeden	2.0
Brett Favre	1.5
Jake Plummer	1.5
Kyle Boller	1.0
Todd Bouman	1.0
Tom Brady	1.0
Kellen Clemens	1.0
Kerry Collins	1.0
Daunte Culpepper	1.0
Andy Dalton	1.0
Josh Freeman	1.0
David Garrard	1.0
Caleb Hanie	1.0
Matt Leinart	1.0
Andrew Luck	1.0
Brandon Marshall	1.0
Mark Sanchez	1.0
Michael Vick	1.0
Andrew Walter	1.0
Ryan Tannehill	1.0
Carson Palmer	0.5
JaMarcus Russell	0.5
Vince Young	0.5

### Hali Sacks By Team

Team	Sacks
San Diego	10.5
Denver	9.5
Oakland	8.5
San Francisco	4.5
Minnesota	4.0
Buffalo	3.5
Green Bay	3.5
Baltimore	3.0
Indianapolis	3.0
N.Y. Giants	3.0
N.Y. Jets	3.0
Washington	3.0
Houston	2.5
Tennessee	2.5
Cleveland	2.0
Jacksonville	2.0
Cincinnati	1.5
Arizona	1.0
Chicago	1.0
New England	1.0
Philadelphia	1.0
Tampa Bay	1.0
Miami	1.0



### HALI'S SACK STATS

LB Tamba Hali has 2.0 sacks thus far this season giving him 75.5 sacks (-486.5 yards) for his career. He owns 18 career multi-sack games.

### CHIEFS RECORD BOOK: MOST SACKS, CAREER

Rk.	Sacks	Player	Years
1.	126.5	Derrick Thomas	1989-99
2.	86.5	Neil Smith	1988-96
3.	75.5	Tamba Hali	2006-14
4.	73.0	Art Still	1978-87
5.	51.0	Mike Bell	1979-85, 1987-91



### Houston Sacks by QB

Quarterback	Sacks
Michael Vick	4.5
Drew Brees	3.0
Caleb Hanie	3.0
Blaine Gabbert	3.0
Peyton Manning	2.0
Joe Flacco	2.0
Jake Locker	2.0
Tim Tebow	1.5
Mark Sanchez	1.0
Matt Ryan	1.0
Ben Roethlisberger	1.0
Cam Newton	1.0
Ryan Fitzpatrick	1.0
Terrelle Pryor	1.0
Jason Campbell	1.0
Ryan Tannehill	1.0
Case Keenum	0.5

### Houston Sacks by Team

Team	Sacks
Philadelphia	4.5
Denver	3.5
Tennessee	3.0
Chicago	3.0
New Orleans	3.0
Jacksonville	3.0
Baltimore	2.0
New York Jets	1.0
Atlanta	1.0
Pittsburgh	1.0
Carolina	1.0
Cleveland	1.0
Oakland	1.0
Miami	1.0
Houston	0.5

### HOUSTON WE HAVE A PROBLEM

LB Justin Houston owns four 3.0-plus sack games in his career. Houston has recorded 29.5 sacks in 46 career games played, averaging over a half sack per game (0.64).

### Houston's 3.0+-Sack Performances

Date	Opponent	Opposing QB	Result	Total
12/4/11	@ Chicago	Caleb Hanie	W, 10-3	3.0 (-15.0 yds)
9/23/12	@ New Orleans	Drew Brees	W, 27-24 OT	3.0 (-25.0 yds)
9/8/13	@ Jacksonville	Blaine Gabbert	W, 28-2	3.0 (-27.0 yds.)
9/19/13	@ Philadelphia	Michael Vick	W, 26-16	4.5 (-28.0 yds.)

### HOUSTON'S 2014 SACKS

Chiefs LB Justin Houston's 3.0 sacks ties him with five other defenders in the NFL for the third-most sacks through the third week of the NFL season.

### NFL Sack Leaders (through Week 3)

Player	Team	Sacks
1. Ryan Kerrigan	Redskins	4.0
2. Mario Addison	Panthers	3.5
3t. Justin Houston	Chiefs	3.0
	Five others	3.0



## CHIEFS DEFENSIVE/SPECIAL TEAMS NOTES

### CHIEFS DEFENSE NO STRANGER TO END ZONE

Kansas City's defense found the end zone six times last season. In Week 14 at Oakland, S Eric Berry returned an interception 47 yards for a touchdown.

On Nov. 3 at Buffalo, CB Sean Smith returned an interception 100 yards for a touchdown, and LB Tamba Hali scooped up a fumble and returned it 11 yards for the TD.

Week 6 vs. Oakland, S Husain Abdullah returned an interception 44 yards to the end zone. Week 3 vs. Philadelphia, Chiefs S Eric Berry recorded his second-career interception return for a TD. In Week 1 of the regular season, LB Tamba Hali recorded his first ever pick-six. Kansas City is 96-24-1 (.798) in games with a defensive touchdown. KC has won it's last 15 contest when scoring a defensive touchdown.

#### Most Recent Defensive Scores

Date	Opponent	Defensive Score	Result
12/15/13	@ Oak	S Eric Berry 47-yard INT return	W, 56-31
11/3/13	@ Buf	LB Tamba Hali 11-yard fumble return	W, 23-13
11/3/13	@ Buf	CB Sean Smith 100-yard INT return	W, 23-13
10/13/13	OAK	S Husain Abdullah 44-yd INT return	W, 24-7
9/19/13	@ Phi	S Eric Berry 38-yd INT return	W, 26-16
9/8/13	@ Jax	LB Tamba Hali 10-yd INT return	W, 28-2
9/23/12	@ NO	LB Justin Houston safety (Drew Brees)	W, 27-24OT
10/23/11	@ Oak	CB Brandon Flowers 58-yd INT return	W, 28-0
10/23/11	@ Oak	S Kendrick Lewis 59-yd INT return	W, 28-0
12/26/10	TEN	S Eric Berry 54-yd INT return	W, 34-14
10/24/10	JAX	LB Derrick Johnson 15-yd INT return	W, 42-20
9/19/10	@ Cle	CB Brandon Flowers 33-yd INT return	W, 16-14
1/3/10	@ Den	LB Derrick Johnson 60-yd INT return	W, 44-24
1/3/10	@ Den	LB Derrick Johnson 45-yd INT return	W, 44-24
10/18/09	@ Was	LB Tamba Hali safety (Todd Collins)	W, 14-6



### NO EXPLOSIVE PLAY SCORES

Through three weeks of the regular season, the Chiefs are one of six teams in the NFL to not allow a big play touchdown (TD of 20 yards or more). They are also tied for the sixth fewest big plays (8) allowed in the league.

Team	Big runs	Big Passes	Big Plays	Big Play TDs
Kansas City	3	5	8	0
Buffalo	0	6	6	0
Carolina	3	6	9	0
Chicago	2	12	14	0
Detroit	1	7	8	0
Tennessee	1	6	7	0

### KICK RETURN RECORD

The NFL record for highest kickoff return average in a single season was previously 29.4, set by the 1972 Chicago Bears. The Chiefs took over the the top mark in NFL history last season averaging 29.9 yards per return.

#### NFL RECORD BOOK - KICKOFF RETURN AVERAGE, SEASON

Rk.	Team	Avg.	Year
1.	Kansas City	29.9	2013
2.	Chicago	29.4	1972
3.	Pittsburgh	28.9	1952
4.	Washington	28.2	1962
5.	Baltimore (Colts)	28.1	1972

### DAVIS' RETURN LONGEST IN TEAM HISTORY

Chiefs RB Knile Davis recorded a 108-yard kickoff return on Dec. 1 against the Broncos at Arrowhead Stadium in 2013. It was the longest play in Chiefs history and tied for the second longest kickoff return in NFL history.

Rk.	Player	Type	Yards	Game
1.	Knile Davis	Kickoff Return	108 (TD)	vs. DEN (12/1/13)
2.	Noland Smith	Kickoff Return	106 (TD)	at DEN (12/17/67)
3.	Gary Barbaro	INT Return	102 (TD)	vs. SEA (12/11/77)
4.	Chris Martin	Fumble Return	101 (TD)	vs. MIA (10/31/91)
5t.	Tim Collier	INT Return	100 (TD)	at OAK (12/18/77)
	Sean Smith	INT Return	100 (TD)	at BUF (11/3/13)
	Dante Hall	Kickoff Return	100 (TD)	vs. PIT (9/14/03)

### COLQUITT PINS OPPONENTS

Chiefs P Dustin Colquitt finished tied for first in the NFL for most punts inside the 20-yard line with 35 last season. Colquitt set a personal single-season career high, a team record and was one punt shy of tying an NFL record for most punts inside the 20 with 45 in 2012.

He is the Chiefs all-time leader in punts inside the 20 with 291, which is more than twice as many as the next closest player in team history.

#### NFL RECORD BOOK: PUNTS INSIDE 20, SINGLE SEASON

Rank	Inside 20	Player	Year
1.	46	Dave Zastudil (ARI)	2012
2.	45	Dustin Colquitt (KC)	2012
3t.	42	Ben Graham (ARI)	2009

#### CHIEFS RECORD BOOK: PUNTS INSIDE 20, CAREER

Rank	Inside 20	Player	Years
1.	291	Dustin Colquitt	2005-14
2.	117	Louie Aguiar	1994-98
3.	62	Bryan Barker	1990-93
4.	58	Jim Arnold	1983-85
5.	54	Kelly Goodburn	1987-90



## CHIEFS MISCELLANEOUS NOTES

### OWNERSHIP OF 50+ YEARS

The Chiefs are one of only six current NFL franchises that have been owned by the same individual family for over 50 years.

<u>Ownership</u>	<u>Franchise</u>	<u>Years</u>
Halas Family	Chicago Bears	93
Bidwill Family	Arizona Cardinals	81
Rooney Family	Pittsburgh Steelers	81
<b>Hunt Family</b>	<b>Kansas City Chiefs</b>	<b>55</b>
Adams Family	Tennessee Titans	55
Ford Family	Detroit Lions	51



### THE FIRST LADY OF FOOTBALL

Norma Hunt continues to play an integral part of the Chiefs in Kansas City. She owns the distinction of being the only woman known to have attended all 48 Super Bowls, and was selected to preside over the coin toss at Super Bowl XLI along with Pro Football Hall of Fame quarterback Dan Marino. She is involved in numerous philanthropic and civic efforts in Kansas City and Texas. Her late husband, Lamar Hunt, was the guiding force behind the formation of the Kansas City Chiefs and the American Football League and was inducted into the Pro Football Hall of Fame in 1972. He, with the help of his family, coined the term "Super Bowl."

Hunt, along with her daughter-in-law Tavia Hunt (wife of current Chiefs Chairman & CEO Clark Hunt), will participate in the NFL Women's Apparel advertising campaign. The Hunts are featured alongside other female NFL leaders such as Charlotte Jones Anderson (Dallas Cowboys Executive Vice President/Chief Brand Officer and NFL Foundation chair), Suzanne Johnson (wife of New York Jets owner Woody Johnson) and Tanya Snyder (wife of Washington Redskins owner Dan Snyder).



### BY THE NUMBERS

**2**

Super Bowl appearances

**4**

AFL Championship appearances

**8**

Division championships

**424**

Franchise wins

**10**

Pro Football Hall of Famers

**44**

Chiefs Hall of Famers

**197**

Number of Chiefs wins vs. AFC West opponents, the most of any other AFC West team in inter-division affairs

**10**

Retired Chiefs numbers

**55**

The club is in its 55th season of existence

**82,893**

Largest crowd (regular season)

**137.5**

Highest decibel level at Arrowhead Stadium

**152**

Games won by Head Coach Andy Reid

**225**

Yards needed by RB Jamaal Charles to pass Priest Holmes and become the leading rusher in franchise history

**17**

False Starts & Delay of Games combined by opposing teams at Arrowhead, the most for any home team in the NFL during the 2013 season

**43**

Years at Arrowhead Stadium



## CHIEFS ALL-TIME YEAR-BY-YEAR RESULTS


YEAR	PRESEASON	REG. SEASON	PLAYOFFS
1960	6-0	8-6	0-0
1961	4-1	6-8	0-0
1962	2-3	11-3	1-0
1963	3-2	5-7-2	0-0
1964	4-1	7-7	0-0
1965	3-2	7-5-2	0-0
1966	4-0	11-2-1	1-1 (S.B. loss)
1967	4-1	9-5	0-0
1968	4-1	12-2	0-1
1969	6-0	11-3	3-0 (S.B. win)
1970	4-3	7-5-2	0-0
1971	4-1-1	10-3-1	0-1
1972	5-2	8-6	0-0
1973	2-4	7-5-2	0-0
1974	3-3	5-9	0-0
1975	3-3	5-9	0-0
1976	2-4	5-9	0-0
1977	3-3	2-12	0-0
1978	2-2	4-12	0-0
1979	3-1	7-9	0-0
1980	3-1	8-8	0-0
1981	1-3	9-7	0-0
1982	2-1-1	3-6	0-0
1983	2-2	6-10	0-0
1984	1-3	8-8	0-0
1985	3-1	6-10	0-0
1986	2-2	10-6	0-1
1987	4-1	4-11	0-0
1988	2-1-1	4-11-1	0-0
1989	1-3	8-7-1	0-0
1990	1-3	11-5	0-1
1991	2-2	10-6	1-1
1992	1-3	10-6	0-1
1993	3-1	11-5	2-1
1994	2-3	9-7	0-1
1995	3-1	13-3	0-1
1996	3-1	9-7	0-0
1997	1-3	13-3	0-1
1998	2-3	7-9	0-0
1999	2-2	9-7	0-0
2000	0-4	7-9	0-0
2001	2-2	6-10	0-0
2002	3-1	8-8	0-0
2003	3-2	13-3	0-1
2004	1-3	7-9	0-0
2005	0-4	10-6	0-0
2006	2-2	9-7	0-1
2007	0-4	4-12	0-0
2008	2-2	2-14	0-0
2009	0-4	4-12	0-0
2010	1-3	10-6	0-1
2011	0-4	7-9	0-0
2012	1-3	2-14	0-0
2013	2-2	11-5	0-1
2014	1-3	1-2	0-0

## PRO FOOTBALL HALL OF FAMER EMMITT THOMAS

Pro Football Hall of Fame Cornerback Emmitt Thomas is in his fifth season as defensive backs coach with the Kansas City Chiefs. Thomas works alongside former NFL Cornerback Al Harris, who joined the Chiefs as a defensive assistant/secondary coach in 2013.

One of the best defenders in Chiefs history, Thomas finished his career with 58 interceptions – a Chiefs record – as well as five defensive touchdowns in 181 games, all with Kansas City. Thomas holds the Chiefs record for interception return yardage with 938 yards.

Thomas was a member of the Chiefs Super Bowl IV Championship squad and was elected to the Chiefs Hall of Fame in 1986 and the Pro Football Hall of Fame in 2008.



## 2014-2015 NFL IMPORTANT DATES

### 2014

September 28.....International Series, MIA vs. OAK, London  
 October 7-8.....Fall League Meeting, New York City, New York  
 October 26.....International Series, DET vs. ATL, London  
 October 28.....All trading ends for 2014  
 November 9.....International Series, DAL vs. JAX, London  
 November 11.....Signing period ends for Franchise Players  
 December 28.....17th Week of Regular Season Games  
 December 29.....Clubs may begin signing free agents for 2015  
 December 29.....Option exercise period for Fifth-Year Option

### 2015

January 3-4.....Wild Card Playoff Games  
 January 10-11.....Divisional Playoff Games  
 January 17.....East-West Shrine Game, St. Petersburg, Florida  
 January 18.....AFC and NFC Championship Games  
 January 24.....Senior Bowl, Mobile, Alabama  
 January 25.....NFL Pro Bowl, Glendale, Arizona  
 February 1.....Super Bowl XLIX, Glendale, Arizona

## THIS IS OUR HOUSE



### CHIEFS FANS SET WORLD RECORD



On Sunday, Oct. 13, 2013, Kansas City defeated the Oakland Raiders 24-7, and Chiefs fans set a Guinness World Record for Loudest Crowd Roar at a Sports Stadium (Outdoors). Chiefs fans reached a peak decibel reading of 137.5 as Guinness Book of World Records adjudicator Philip Robertson monitored the sound levels. The mark was set on a fourth-quarter play that lasted six seconds as LB Derrick Johnson sacked Oakland QB Terrelle Pryor between 0:48 and 0:42 left in the game. The Arrowhead Stadium record passed the old record of 136.6 decibels. Chiefs fans helped cause six Oakland presnap penalties including three false starts and three delay of games. Chiefs fans will try and reclaim the title from the Seahawks on Monday Night Football vs. the New England Patriots on Sept. 29.

Below is what each team's head coach had to say about the game and crowd's performance:

"That's pretty incredible, and it was loud. I mean real loud. Ground-shaking loud. ... Three takeaways, 17 points allowed and the three false starts, and I give these to the crowd, the three false starts and three delay of games. That's pretty impressive." - **Chiefs Head Coach Andy Reid**

"It didn't limit what we could or couldn't do, but it was a factor in the game. Obviously, we had some trouble getting in and out of the huddle with some communication and we had some trouble with the snap count, so obviously it was a factor." - **Raiders HC Dennis Allen**

### MAKING A DIFFERENCE ON THE FIELD

The Kansas City Chiefs fanbase proved to have an effect on the field at Arrowhead Stadium during the 2013 season. The noise at Arrowhead helped the Chiefs lead the league at home in opponent false starts and delay of game penalties combined. In Week 1 of 2014, the team's fans helped force two false starts and one delay of game.

#### Most Opp. False Starts & Delay of Game Penalties Combined 2013 Regular Season Home Games

Team	False Starts / Delay of Games
<b>Kansas City Chiefs</b>	<b>17</b>
Arizona Cardinals	16
Houston Texans	16
Seattle Seahawks	15
New York Giants	14
New York Jets	14
Oakland Raiders	13
Philadelphia Eagles	13
Pittsburgh Steelers	13

### THE ARROWHEAD ADVANTAGE

"The crowd was unbelievable today. I mean they just made it about impossible for the Cowboys to hear. They came out and there was a Sea of Red out there. It was crazy and our players felt that. Believe it or not, they feel it, especially when the ground is shaking. When our fans are going, you can feel that field and it just kind of rumbles, it's crazy, but (an) awesome feeling." - **Chiefs Head Coach Andy Reid**

"The stadium was rocking, the stadium was crazy. We fed off the emotion and all the energy and I think that did us a lot of good out there on the field and it helped us in critical situations." - **S Eric Berry**

"At the playoff game in Indy there were plenty of Chiefs fans in the crowd, which is odd to see for a playoff game. The fan support and the passionate fan base is a big part of me choosing the Chiefs." - **T Jeff Linkenbach**







## THE LAST MEETING

Patriots 34, Chiefs 3

November 21, 2011 • Gillette Stadium • 68,756



The New England Patriots scored 34 unanswered points in the final three quarters of the game to take a 34-3 victory over the Chiefs on Monday Night Football at Gillette Stadium.

The Patriots held advantages in all offensive categories, outgaining the Chiefs in total net yards (380-to-334), rushing (157-to-119) and passing (223-to-215).

The Chiefs defense held QB Tom Brady to 234 yards passing, but allowed two touchdowns. TE Rob Gronkowski recorded four receptions for 96 yards with two touchdowns to pace New England's offense. RB BenJarvus Green-Ellis rushed 20 times for 81 yards.

QB Tyler Palko completed 24-of-37 passes for 230 yards but was intercepted three times in the contest. RB Thomas Jones had eight rushes for 48 yards and WR Dwayne Bowe recorded seven catches for 87 yards in the game.

Both teams opened their first two possessions of the game with punts. The Kansas City offense found rhythm after CB Javier Arenas registered a 25-yard punt return to put the Chiefs near midfield. RB Thomas Jones reeled off his longest run of the year, a 26-yard scamper to move the Chiefs to the Patriots five-yard line. K Ryan Succop would eventually connect on a 26-yard field goal to go up 3-0 with 2:30 left to play in the first quarter. The Chiefs drive covered 45 yards in nine plays.

After the Chiefs field goal, Kansas City attempted an onside kick to catch New England off guard. An illegal touching penalty before the ball went 10 yards gave New England possession at the Kansas City 44-yard line.

After New England moved the ball to the Kansas City 30-yard line, DE Wallace Gilberry sacked Brady and forced a fumble. DL Allen Bailey recovered the loose ball, ending the Patriots drive.

New England was first to reach the end zone when Brady found Gronkowski in open space for a 52-yard touchdown to put the Patriots up 7-3 with 4:18 left in the first half.

A Kansas City INT then turned into a New England field goal. K Stephen Gostkowski's 21-yard kick split the uprights, giving New England the 10-3 lead with 0:10 left in the first half.

New England received the opening kickoff of the second half and Brady again found Gronkowski for 19 yards up the right sideline, putting New England up 17-3 with 10:27 left in the third quarter.

Following the Patriots score, Kansas City went three-and-out. New England WR Julian Edelman returned Colquitt's punt 72 yards for a touchdown to put the Patriots up 24-3 with 9:24 left in the third quarter.

Another Chiefs INT resulted in Gostkowski's second field goal of the night as he booted a 19-yarder to put the Patriots up 27-3.

New England's final score came when the offense moved the ball to the Kansas City four-yard line. Facing fourth-and-goal with 1:01 left in the game, the Patriots added one more touchdown as RB Shane Vereen found the end zone, making the final score 34-3.



**KANSAS CITY . . . . . 3 0 0 0 — 3**  
**NEW ENGLAND . . . . 0 10 17 7 — 34**

**KC** — Succop, 26-yard field goal (9-45, 5:12)  
**NE** — Gronkowski, 52-yard pass from Brady (Gostkowski kick) (6-85, 3:18)  
**NE** — Gostkowski, 21-yard field goal (8-51, 1:51)  
**NE** — Gronkowski, 19-yard pass from Brady (Gostkowski kick) (9-85, 4:33)  
**NE** — Edelman, 72-yard punt return (Gostkowski kick)  
**NE** — Gostkowski, 19-yard field goal (9-50, 4:47)  
**NE** — Vereen, 4-yard run (Gostkowski kick) (14-62, 5:31)

Team Statistics	Patriots	Chiefs
First Downs . . . . .	20	16
Total Net Yards . . . . .	380	334
Rushes/Net Yards . . . . .	35/157	27/125
Net Passing . . . . .	223	209
Pass Attempts/Completions	27/15	37/24
Had Intercepted . . . . .	0	3
Times Sacked/Yards . . . . .	3.0/11.0	3.0/21.0
Punts/Average . . . . .	4/50.8	5/39.8
Penalties/Yards . . . . .	3/20	5/34
Fumbles/Lost . . . . .	1/1	0/0
Possession Time . . . . .	28:30	31:30

### RUSHING

**KC** — Jones 8-48; McCluster 9-45; Battle 8-33; Horne 1-5; Palko 1-(-6).  
**NE** — Green-Ellis 20-81; Vereen 8-39, TD; Woodhead 5-27; Brady 2-10.

### RECEIVING

**KC** — Bowe 7-87; Breaston 6-73; Pope 3-26; O'Connell 3-22; Baldwin 3-16; Battle 1-3; McCluster 1-3.  
**NE** — Gronkowski 4-96, 2 TDs; Hernandez 4-44; Woodhead 2-28; Welker 2-22; Branch 2-19; Green-Ellis 1-25.

### PASSING

**KC** — Palko 24-37-230, 0 TDs, 3 INTs.  
**NE** — Brady 15-27-234, 2 TDs, 0 INTs.

### INTERCEPTIONS

**KC** — None.  
**NE** — Arrington 2-44; Adams 1-0.

### SACKS

**KC** — Gilberry 1.0; Gordon 1.0; Hali 1.0.  
**NE** — Anderson 1.5; Ninkovich 1.0; Carter 0.5.

### FIELD GOALS

**KC** — Succop (26).  
**NE** — Gostkowski (21) (19).

# 2014 REGULAR SEASON STANDINGS

AFC East												
Team	W	L	T	PCT	PF	PA	Home	Road	AFC	NFC	DIV	Streak
Buffalo	2	1	0	.667	62	52	1-1	1-0	1-1	1-0	1-0	Lost 1
New England	2	1	0	.667	66	49	1-0	1-1	1-1	1-0	0-1	Won 2
New York Jets	1	2	0	.333	62	72	1-1	0-1	1-0	0-2	0-0	Lost 2
Miami	1	2	0	.333	58	83	1-1	0-1	1-2	0-0	1-1	Lost 2

AFC North												
Team	W	L	T	PCT	PF	PA	Home	Road	AFC	NFC	DIV	Streak
Cincinnati	3	0	0	1.000	80	33	2-0	1-0	2-0	1-0	1-0	Won 3
Baltimore	2	1	0	.667	65	50	1-1	1-0	2-1	0-0	2-1	Won 2
Pittsburgh	2	1	0	.667	73	72	1-0	1-1	1-1	1-0	1-1	Won 1
Cleveland	1	2	0	.333	74	77	1-1	0-1	0-2	1-0	0-2	Lost 1

AFC South												
Team	W	L	T	PCT	PF	PA	Home	Road	AFC	NFC	DIV	Streak
Houston	2	1	0	.667	64	50	1-0	1-1	1-0	1-1	0-0	Lost 1
Tennessee	1	2	0	.333	43	69	0-1	1-1	1-1	0-1	0-0	Lost 2
Indianapolis	1	2	0	.333	95	78	0-1	1-1	1-1	0-1	1-0	Won 1
Jacksonville	0	3	0	.000	44	119	0-1	0-2	0-1	0-2	0-1	Lost 3

AFC West												
Team	W	L	T	PCT	PF	PA	Home	Road	AFC	NFC	DIV	Streak
Denver	2	1	0	.667	75	67	2-0	0-1	2-0	0-1	1-0	Lost 1
San Diego	2	1	0	.667	69	49	1-0	1-1	1-0	1-1	0-0	Won 2
Kansas City	1	2	0	.333	61	65	0-1	1-1	1-2	0-0	0-1	Won 1
Oakland	0	3	0	.000	37	65	0-1	0-2	0-2	0-0	0-0	Lost 3

NFC East												
Team	W	L	T	PCT	PF	PA	Home	Road	NFC	AFC	DIV	Streak
Philadelphia	3	0	0	1.000	101	78	2-0	1-0	1-0	2-0	1-0	Won 3
Dallas	2	1	0	.667	77	69	0-1	2-0	1-1	1-0	0-0	Won 2
New York Giants	1	2	0	.333	58	77	1-1	0-1	0-2	1-0	0-0	Won 1
Washington	1	2	0	.333	81	64	1-0	0-2	0-1	1-1	0-1	Lost 1

NFC North												
Team	W	L	T	PCT	PF	PA	Home	Road	NFC	AFC	DIV	Streak
Detroit	2	1	0	.667	61	45	2-0	0-1	2-1	0-0	1-0	Won 1
Chicago	2	1	0	.667	75	62	0-1	2-0	1-0	1-1	0-0	Won 2
Minnesota	1	2	0	.333	50	56	0-1	1-1	1-1	0-1	0-0	Lost 2
Green Bay	1	2	0	.333	54	79	1-0	0-2	0-2	1-0	0-1	Lost 1

NFC South												
Team	W	L	T	PCT	PF	PA	Home	Road	NFC	AFC	DIV	Streak
Atlanta	2	1	0	.667	103	72	2-0	0-1	2-0	0-1	2-0	Won 1
Carolina	2	1	0	.667	63	58	1-1	1-0	2-0	0-1	1-0	Lost 1
New Orleans	1	2	0	.333	78	72	1-0	0-2	1-1	0-1	0-1	Won 1
Tampa Bay	0	3	0	.000	45	95	0-2	0-1	0-3	0-1	0-2	Lost 3

NFC West												
Team	W	L	T	PCT	PF	PA	Home	Road	NFC	AFC	DIV	Streak
Arizona	3	0	0	1.000	66	45	2-0	1-0	2-0	1-0	1-0	Won 3
Seattle	2	1	0	.667	83	66	2-0	0-1	1-0	1-1	0-0	Won 1
St. Louis	1	2	0	.333	56	85	0-2	1-0	1-2	0-0	0-0	Lost 1
San Francisco	1	2	0	.333	62	68	0-1	1-1	1-2	0-0	0-1	Lost 2





On Monday, Sept. 29, the Kansas City Chiefs will host the New England Patriots in the first Monday Night Football contest at Arrowhead Stadium since October 31, 2011 in a 7:30 p.m. kickoff on ESPN. During the evening, Chiefs fans will have a prominent role in the gameday atmosphere and will be highlighted at multiple points throughout the night on ESPN's national broadcast.

The United States Marine Corps Band, under the direction of Chief Warrant Officer Three Bryan Sherlock, will lead Arrowhead Stadium in the National Anthem. As the country celebrates the bicentennial anniversary of the Star-Spangled Banner as the country's National Anthem, the Chiefs are asking all fans to join in the singing of the Star-Spangled Banner with the Marine Corps Band as a sign of strength, unity and national pride. A field-size American flag will be draped over the playing surface and held by Chiefs Season Ticket Members. Established on October 1, 1978, the band is dedicated to excellence and committed to providing America with a glimpse of the Marine Corps' proficiency and versatility.

Also during pregame, the United States Army Parachute Team, nicknamed "The Golden Knights," will parachute into Arrowhead Stadium to deliver the contest's gameball. The U.S. Army's official aerial demonstration team, the group travels around the country performing its parachute demonstrations to connect the Army with the public. The Golden Knights represent the finest of soldiers and personifies the Army values, showing the world the professionalism, precision and discipline of today's modern Army.

At halftime, the United States Marine Corps Silent Drill Platoon will wow the crowd with its unique precision drill exhibition. The 24-man highly disciplined rifle platoon exemplifies the professionalism associated with the United States Marine Corps. The group executes a series of calculated drill movements and precise handling of their hand-polished, 10.5 pound, M1 Garand rifles with fixed bayonets.

Also on Monday night, Chiefs fans need to be loud as Arrowhead Stadium will make a second attempt at capturing the Guinness World Record for Loudest Crowd Roar at an Outdoor Stadium. Chiefs fans and Arrowhead Stadium beat the fans of the Seattle Seahawks and held the record for seven weeks in 2013 until the Seattle Seahawks reclaimed the mark.

Guinness World Record adjudicator Philip Robertson will be on-hand throughout the game to register three official attempts at the world record as Chiefs Kingdom tries to supplant the current record of 137.6 decibels. Chiefs fans previously recorded a peak reading of 137.5 decibels inside Arrowhead Stadium last year.

Fans are encouraged of these three things in advance of Monday's game against the New England Patriots:

- 1. Bring your voice.**
- 2. Be ready to belt out the National Anthem.**
- 3. Use #LoudandProud on social media.**

For fans who would like ear protection for Monday's game, Arrowhead Stadium staff will have more than 36,000 pairs of earplugs donated by The 3M Company that will be handed out at stadium gates.



## DEFENSIVE LINE, PRO FOOTBALL HALL OF FAME ANTHONY MUNOZ HOST PLAY 60 CHARACTER CAMP

On Tuesday, Sept. 23, the Chiefs Community Caring Team, led by the club's defensive linemen, worked with Pro Football Hall of fame T Anthony Munoz and his Anthony Munoz Foundation to host an NFL PLAY 60 Character Camp for area youth, including The Guadalupe Center, at The University of Kansas Hospital Training Complex.

The mission of the event was to make a positive impact on youth through teaching football skills, emphasizing exercise and reinforcing the importance of character in athletics and life. The event was run in collaboration with USA Football and its NFL FLAG curriculum, which introduces children to football by teaching basic skills in a non-contact setting.

The camp was geared to teach character values that are core to the Anthony Munoz Foundation, as well as promote NFL PLAY 60's health and fitness message aimed at getting kids active for 60 minutes a day.

This event leads into the team's annual Hispanic Heritage Month Futbol Americano game on Monday, Sept. 29 vs. the New England Patriots. Hispanic Heritage Month began on Sept. 15, the anniversary of independence for five Latin American countries, including Costa Rica, El Salvador, Guatemala, Honduras and Nicaragua. In addition, Mexico declared its independence on Sept. 16 and Chile on Sept. 18. This marks the fourth-consecutive year the team has recognized Hispanic Heritage Month by collaborating with The Guadalupe Center.

An accomplished community icon, former NFL great Anthony Munoz has been actively involved in his commitment to make a difference in the lives of youth, mostly in the Greater Cincinnati region where he resides. Anthony decided to bring all of his charitable initiatives together in April of 2002 to establish the Anthony Muñoz Foundation (AMF), a non-profit organization armed with the mission of engaging the Tri-State region to impact youth mentally, physically and spiritually. Along its journey, the Anthony Muñoz Foundation has touched the lives of over 30,000 youth. Now, more than a decade later, the Anthony Muñoz Foundation educates, promotes, recognizes and rewards Tri-State youth who excel in all phases of life, while reaching out and empowering those who are struggling.



## AMBASSADORS RAISE MONEY FOR CAMP QUALITY

On Monday, Sept. 22, the Ambassadors hosted their 21st annual Celebrity Golf Classic at Nicklaus Golf Club at LionsGate presented by Gary Crossley Ford. Net proceeds from the tournament benefitted the Ambassadors charity of choice, Camp Quality of Greater Kansas City.

Camp Quality serves children with cancer and their families by providing year-round programs, experiences and companionship at no cost. Camp Quality promotes hope and inspiration while helping children foster life skills and develop their full potential.

The tournament saw 144 individuals making up 36 teams take to the golf course with notables such as Jan Stenerud (pictured below), Will Shields, Neil Smith, Art Still and KU basketball legend Bud Stallworth captaining teams.

At the end of the Sunday's pairings party and Monday's tournament, the 2014 edition was the largest grossing Ambassadors Charity Golf Classic in the 21-year history of the event.



## IMPORTANT GAMEDAY INFORMATION

Below are important reminders for Monday's game against the New England Patriots.

Working in conjunction with the Missouri Department of Transportation, the Chiefs are reminding all fans who are planning to attend that there will be increased traffic throughout the city due to the outbound weeknight commute and rush hour traffic that will affect drive times. Fans are encouraged to arrive early and review the Chiefs new parking operations that are in effect for all games starting this season at [www.goarrowhead.com/parking/](http://www.goarrowhead.com/parking/).

The NFL's clear bag policy is in place for all Chiefs games. Fans can visit [www.goarrowhead.com/allclear/](http://www.goarrowhead.com/allclear/) or [www.nfl.com/allclear](http://www.nfl.com/allclear) for important information on the clear bag policy and a complete list of permitted and prohibited items.

Fans that are unable to attend the Chiefs Monday Night Football contest at Arrowhead Stadium can tune into the game on ESPN or on KMBC-TV locally in the Kansas City market.

## COACHES OF THE WEEK NAMED

The Kansas City Chiefs have announced their third Coach of the Week awards for the 2014 season. This week's honors go to Gregg Webb of Truman High School (Missouri) and Jeremy Milne of Turner high School (Kansas).

As a result of this honor, both schools will receive a \$500 grant. Additionally, DeLong and Fourley will be presented with congratulatory footballs autographed by Chiefs Head Coach Andy Reid and a certificate recognizing their selection. Each coach is now a finalist for their state's Chiefs Coach of the Year Award. The Coach of the Year award will be selected via voting on [kcchiefs.com](http://kcchiefs.com) at the end of the regular season.

The 2014 High School Coach of the Week program is a joint initiative of the Kansas City Chiefs and the National Football League. This program is designed to recognize and reward Kansas City area high school coaches for superior performance on a weekly basis and who who are shaping today's youth and tomorrow's leaders. Each pair of winners is selected in collaboration with Preps KC.



## BRIDGE NAMED IN HONOR OF HALL OF FAME QUARTERBACK LEN DAWSON

East Stadium Drive over Interstate 435 in Jackson County has been designated the "Len Dawson Bridge" by the Missouri General Assembly. House Bill 1866 designates the "Len Dawson Bridge" as part of the Missouri Department of Transportation's highway designation programs to honor certain individuals, events, places or organizations on Missouri's state highway system.

In 1962, Dawson joined the Dallas Texans/Kansas City Chiefs and led the franchise to its first AFL championship in a double overtime victory over the Houston Oilers. Under his guidance, the Chiefs were perennial contenders and won the AFL Championships in 1962, 1966 and 1969. Dawson was the MVP of Super Bowl IV when he directed Kansas City to a 23-7 victory over the heavily-favored Minnesota Vikings.

Dawson was selected to play in six AFL All-Star games and the 1972 AFC-NFC Pro Bowl. An All-AFL selection in both 1962 and 1966, he was named the AFL Player of the Year in 1962. During his career, he completed 2,136 of 3,741 passes for 28,711 yards and 239 touchdowns. He also rushed for 1,293 yards before retiring after the 1975 season.


Dawson's on-field legacy was preserved in Kansas City in 1979 when he was inducted into the Chiefs Hall of Fame. In 1987, he received the sport's greatest individual honor as he was enshrined into the Pro Football Hall of Fame.

Beginning in 1966 as a sports anchor with KMBC Radio and sports director for KMBC-TV while still playing quarterback for the Chiefs, Dawson would go on to have a wildly successful career as a broadcaster. Following his retirement from professional football in 1975, Dawson joined NBC-TV as a color analyst on NFL games until 1982. In 1982, he joined the Chiefs Radio Network as a color commentator, a position he continues to hold to this day. He is the longest tenured sportscaster in Kansas City radio and television history.

While working NFL games for NBC, Dawson also embarked on what would become a 24-year run that spanned four decades (1977-2001) as the host of HBO's popular 'Inside the NFL' show. 'Inside the NFL' was cable television's longest running series and the first NFL-related program to air on cable.

For his work as a broadcasting legend, Dawson was elected to the Pro Football Hall of Fame as the recipient of the Hall's Pete Rozelle Radio-Television Award. The award is given annually by the Pro Football Hall of Fame to recognize "long-time exceptional contributions to radio and television in professional football."

Dawson became just the third individual in history to be inducted into the Pro Football Hall of Fame as both a player and as a broadcaster, joining Dan Dierdorf and Frank Gifford. In 2014, Dawson was honored with the Lamar Hunt Award for Professional Football at the 44th Annual NFL 101 Awards. Created in 2007 to honor the life and legacy of Chiefs founder Lamar Hunt, Dawson is active in the Kansas City community, where he continues to live and focuses a large amount of time on charity work.



## ARROWHEAD ART COLLECTION ON DISPLAY


Since the age of the locomotive, Kansas City has been a crossroads of imagination. In 1972, the aesthetic footprint of mid-America was elevated with the building of Arrowhead Stadium. American sports pioneer Lamar Hunt built an architectural masterpiece that has become a cultural icon in the region. A work of art in its own right, Arrowhead's tradition of design and ingenuity continues today.

So much a piece of the cultural fabric that is Kansas City, Arrowhead Stadium underwent a massive renovation in 2010 while many of its decades-old stadium counterparts were being deemed obsolete. This revitalization not only maintained the beautiful architectural styling of the original design, but also introduced new opportunities and avenues for the organization to offer programs that engage the community year-round.

As part of these efforts, the Hunt family and the Kansas City Chiefs introduced plans to install an art collection at Arrowhead Stadium. The program is designed to celebrate regional art while providing educational opportunities and engaging the community in a way that touches individuals of all ages and walks of life. Sharron Hunt, a member of the founding family of the Chiefs, and Lamar Hunt's daughter, serves as Chairwoman of the program.

A call for artists was issued to the surrounding region including Missouri, Kansas, Nebraska, Iowa, Oklahoma and Arkansas, inviting interested artists to submit examples of their work to be considered for inclusion in the Arrowhead Art Collection. Over the past two years, a committee made up of representatives from the Chiefs and leading members of the Kansas City business and arts communities have been reviewing submissions and assembling a world-class collection of artwork.

Twenty-five pieces of art have been installed to-date, and plans are underway for additional installations. The Chiefs organization is developing an educational program to introduce this year that will give children ages 8-12 the opportunity to visit Arrowhead and learn about art with a curriculum that mirrors the Common Core standards in both Missouri and Kansas.



KANSAS CITY CHIEFS / WEEK 3 / THROUGH SUNDAY, SEPTEMBER 21, 2014

WON 1, LOST 2				* RUSHING				No.		Yds	Avg		Long	TD	
09/07 L 10-26	Tennessee	73,569	Davis	55	214	3.9	25	3							
09/14 L 17-24	at Denver	76,900	A. Smith	13	95	7.3	25	0							
09/21 W 34-15	at Miami	70,313	Gray	8	31	3.9	6t	1							
09/29	New England		Charles	9	23	2.6	6	0							
10/05	at San Francisco		Sherman	2	8	4.0	4	0							
10/19	at San Diego		McKnight	1	3	3.0	3	0							
10/26	St. Louis		Jenkins	1	0	0.0	0	0							
11/02	New York Jets		TEAM	89	374	4.2	25	4							
11/09	at Buffalo		OPPONENTS	77	391	5.1	24	0							
11/16	Seattle		* RECEIVING	No.	Yds	Avg	Long	TD							
11/20	at Oakland		Avery	12	110	9.2	25	0							
11/30	Denver		Kelce	10	166	16.6	27	0							
12/07	at Arizona		Fasano	8	91	11.4	22	1							
12/14	Oakland		Davis	7	29	4.1	11	0							
12/21	at Pittsburgh		Bowe	6	72	12.0	21	0							
12/28	San Diego		McKnight	6	64	10.7	26	2							
	K.C.	Opp.	Charles	5	23	4.6	14	0							
TOTAL FIRST DOWNS				66	61	Hemingway	4	39	9.8	13	0				
Rushing				15	15	Jenkins	3	16	5.3	11	0				
Passing				43	44	Hammond	1	22	22.0	22	0				
Penalty				8	2	D. Harris	1	10	10.0	10	0				
3rd Down: Made/Att				21/44	14/39	Sherman	1	1	1.0	1	0				
3rd Down Pct.				47.7	35.9	TEAM	64	643	10.0	27	4				
4th Down: Made/Att				2/4	1/3	OPPONENTS	64	713	11.1	48	6				
4th Down Pct.				50.0	33.3	* INTERCEPTIONS	No.	Yds	Avg	Long	TD				
POSSESSION AVG.				30:44	29:16	TEAM	0	0	---	---	0				
TOTAL NET YARDS				967	1062	OPPONENTS	3	12	4.0	12	0				
Avg. Per Game				322.3	354.0	* PUNTING	No.	Yds	Avg	Net	TB	In	Lg	B	
Total Plays				202	188	Colquitt	12	548	45.7	44.9	0	6	64	0	
Avg. Per Play				4.8	5.6	TEAM	12	548	45.7	44.9	0	6	64	0	
NET YARDS RUSHING				374	391	OPPONENTS	16	763	47.7	38.4	0	7	63	0	
Avg. Per Game				124.7	130.3	* PUNT RETURNS	Ret	FC	Yds	Avg	Long	TD			
Total Rushes				89	77	Hammond	11	3	149	13.5	47	0			
NET YARDS PASSING				593	671	TEAM	11	3	149	13.5	47	0			
Avg. Per Game				197.7	223.7	OPPONENTS	4	4	9	2.3	9	0			
Sacked/Yards Lost				11/50	9/42	* KICKOFF RETURNS	No.	Yds	Avg	Long	TD				
Gross Yards				643	713	McKnight	3	65	21.7	25	0				
Att./Completions				102/64	102/64	Davis	2	57	28.5	32	0				
Completion Pct.				62.7	62.7	Gray	1	0	0.0	0	0				
Had Intercepted				3	0	Hammond	1	37	37.0	37	0				
PUNTS/AVERAGE				12/45.7	16/47.7	TEAM	7	159	22.7	37	0				
NET PUNTING AVG.				12/44.9	16/38.4	OPPONENTS	9	288	32.0	74	0				
PENALTIES/YARDS				14/110	29/246	* FIELD GOALS	1-19	20-29	30-39	40-49	50+				
FUMBLES/BALL LOST				5/2	2/0	Santos	0/ 0	0/ 0	1/ 2	1/ 2	0/0				
TOUCHDOWNS				8	6	TEAM	0/ 0	0/ 0	1/ 2	1/ 2	0/0				
Rushing				4	0	OPPONENTS	0/ 0	2/ 2	2/ 2	2/ 3	1/1				
Passing				4	6	Santos: (35G,48N)(45G,37N)()									
Returns				0	0	OPP: (36G,31G,46G,47G)(20G)(48N,22G,51G)									
* SCORE BY PERIODS				Q1	Q2	Q3	Q4	OT	PTS						
TEAM				3	24	7	27	0	61						
OPPONENTS				7	27	22	9	0	65						
* SCORING				TD-Ru-Pa-Rt	K-PAT	FG	S	PTS							
Davis				3	3	0	0	0	18						
Santos				0	0	0	0	7/ 7	2/ 4	0	13				
McKnight				2	0	2	0		0	12					
Fasano				1	0	1	0		0	6					
Gray				1	1	0	0		0	6					
Kelce				1	0	1	0		0	6					
TEAM				8	4	4	0	7/ 7	2/ 4	0	61				
OPPONENTS				6	0	6	0	6/ 6	7/ 8	1	65				
2-Pt Conv: TM 0-1, OPP 0-0															
SACKS: Houston 3, Hali 2, Poe 1.5, Bailey 1,															
Walker 1, Owens 0.5, TM 9, OPP 11															
FUM/LOST: Davis 3/1, Jenkins 1/0,															
A. Smith 1/1															
* PASSING				Att	Cmp	Yds	Cmp%	Yds/Att	TD	TD%	Int	Int%	Long	Sack/Lost	Rating
A. Smith				102	64	643	62.7	6.30	4	3.9	3	2.9	27	11/ 50	81.5
TEAM				102	64	643	62.7	6.30	4	3.9	3	2.9	27	11/ 50	81.5
OPPONENTS				102	64	713	62.7	6.99	6	5.9	0	0.0	48	9/ 42	103.1



**2014 KANSAS CITY CHIEFS DEFENSIVE STATS**  
**(Through Week 3)**

Pos.	Player	Solo	Asst.	Total	TFL	Sacks/Yds	PR	FR	FF	INT/YDS	PD
LB	Mauga, Josh	18	1	19	0	0/0	1	0	0	0/0	0
S	Berry, Eric	14	1	15	0	0/0	1	0	0	0/0	1
CB	Parker, Ron	15	0	15	0	0/0	0	0	0	0/0	1
DT	Poe, Dontari	9	2	11	1	1.5/4.5	2	0	0	0/0	1
CB	Smith, Sean	11	0	11	0	0/0	0	0	0	0/0	2
LB	Johnson, James-Michael	9	2	11	1	0/0	0	0	0	0/0	0
LB	Hali, Tamba	10	1	11	3	2.0/13.0	1	0	1	0/0	0
CB	Cooper, Marcus	11	0	11	0	0/0	0	0	0	0/0	2
S	Abdullah, Husain	9	0	9	0	0/0	1	0	0	0/0	1
LB	Houston, Justin	7	1	8	2	3.0/3.0	4	0	0	0/0	1
CB	Owens, Chris	4	1	5	0	0.5/1.5	1	0	0	0/0	2
DL	Bailey, Allen	3	2	5	2	1.0/10.0	2	0	0	0/0	1
LB	Johnson, Derrick	4	0	4	0	0/0	0	0	0	0/0	0
S	Coleman, Kurt	3	0	3	0	0/0	0	0	0	0/0	0
DT	Howard, Jaye	1	1	2	0	0/0	1	0	0	0/0	0
DL	Vickerson, Kevin	2	0	2	1	0/0	0	0	0	0/0	0
DE	Walker, Vance	2	0	2	1	1.0/10.0	1	0	0	0/0	0
LB	Zombo, Frank	1	0	1	0	0/0	0	0	0	0/0	0
DL	DeVito, Mike	0	1	1	0	0/0	0	0	0	0/0	1
LB	Ford, Dee	0	0	0	0	0/0	0	0	0	0/0	1
TOTALS		133	13	146	11	9.0/42.0	15	0	1	0/0	14

2014 CHIEFS SPECIAL TEAMS STATS					DEFENSIVE SCORES
Pos.	Player	Tkls.	Asst.	Total	<u>INTs (0):</u>
CB	Owens, Chris	2	0	2	
LB/DE	Martin, Josh	2	0	2	<u>FR (0):</u>
LB	Zombo, Frank	2	0	2	
CB	Gaines, Phillip	2	0	2	
S	McCray, Kelcie	2	0	2	<u>Safety (0):</u>
FB	Sherman, Anthony	1	0	1	<b>SPECIAL TEAMS BIG PLAYS</b>
LB	Franklin, Jerry	1	0	1	<u>TDs (0):</u>
S	Sorensen, Daniel	1	0	1	
RB	McKnight, Joe	1	0	1	
	<b>Total</b>	<b>14</b>	<b>0</b>	<b>14</b>	<b>FR (0):</b>

*Preseason defensive and special teams statistics are based on press box statistics*

NEW ENGLAND PATRIOTS / WEEK 3 / THROUGH SUNDAY, SEPTEMBER 21, 2014

WON 2, LOST 1				* RUSHING				No.	Yds	Avg	Long	TD			
09/07 L 20-33	at Miami			70,630	Ridley			52	176	3.4	16	1			
09/14 W 30- 7	at Minnesota			52,350	Vereen			20	96	4.8	12	1			
09/21 W 16- 9	Oakland			68,756	Edelman			4	35	8.8	17	0			
09/29	at Kansas City				Bolden			8	12	1.5	7	0			
10/05	Cincinnati				Brady			5	-4	- .8	3	0			
10/12	at Buffalo				TEAM			89	315	3.5	17	2			
10/16	New York Jets				OPPONENTS			79	312	3.9	15	1			
10/26	Chicago				* RECEIVING			No.	Yds	Avg	Long	TD			
11/02	Denver				Edelman			22	260	11.8	44	1			
11/16	at Indianapolis				Gronkowski			11	116	10.5	22	2			
11/23	Detroit				Vereen			9	52	5.8	12	0			
11/30	at Green Bay				Thompkins			6	53	8.8	16	0			
12/07	at San Diego				LaFell			4	46	11.5	15	0			
12/14	Miami				Wright			4	35	8.8	20	0			
12/21	at New York Jets				Amendola			3	16	5.3	8	0			
12/28	Buffalo				Ridley			3	14	4.7	7	0			
	N.E.		Opp.		Develin			2	17	8.5	13	0			
TOTAL FIRST DOWNS				57	56		Dobson			1	13	13.0	13	0	
Rushing				17	17		Hoomanawanui			1	6	6.0	6	0	
Passing				35	28		Bolden			1	4	4.0	4	0	
Penalty				5	11		TEAM			67	632	9.4	44	3	
3rd Down: Made/Att				19/49	16/37		OPPONENTS			58	554	9.6	29	3	
3rd Down Pct.				38.8	43.2		* INTERCEPTIONS			No.	Yds	Avg	Long	TD	
4th Down: Made/Att				2/6	0/1		McCourtury			1	60	60.0	60	0	
4th Down Pct.				33.3	0.0		Wilfork			1	1	1.0	1	0	
POSSESSION AVG.				30:54	29:06		Dennard			1	0	0.0	0	0	
TOTAL NET YARDS				904	818		Easley			1	0	0.0	0	0	
Avg. Per Game				301.3	272.7		Revis			1	0	0.0	0	0	
Total Plays				210	188		Ryan			1	0	0.0	0	0	
Avg. Per Play				4.3	4.4		TEAM			6	61	10.2	60	0	
NET YARDS RUSHING				315	312		OPPONENTS			0	0	---	---	0	
Avg. Per Game				105.0	104.0		* PUNTING			No.	Yds	Avg	Net	TB	
Total Rushes				89	79		Allen			15	692	46.1	38.8	0	
NET YARDS PASSING				589	506		TEAM			16	692	43.3	38.8	0	
Avg. Per Game				196.3	168.7		OPPONENTS			12	544	45.3	38.0	0	
Sacked/Yards Lost				7/43	7/48		* PUNT RETURNS			Ret	FC	Yds	Avg	Long	
Gross Yards				632	554		Edelman			7	3	88	12.6	34	
Att./Completions				114/67	102/58		TEAM			7	3	88	12.6	34	
Completion Pct.				58.8	56.9		OPPONENTS			8	5	71	8.9	21	
Had Intercepted				0	6		* KICKOFF RETURNS			No.	Yds	Avg	Long	TD	
PUNTS/AVERAGE				16/43.3	12/45.3		Chung			2	50	25.0	30	0	
NET PUNTING AVG.				16/38.8	12/38.0		McCourtury			1	27	27.0	27	0	
PENALTIES/YARDS				30/322	17/133		Slater			1	26	26.0	26	0	
FUMBLES/BALL LOST				5/2	4/2		TEAM			4	103	25.8	30	0	
TOUCHDOWNS				6	4		OPPONENTS			6	124	20.7	29	0	
Rushing				2	1		* FIELD GOALS			1-19	20-29	30-39	40-49	50+	
Passing				3	3		Gostkowski			0/ 0	3/ 3	1/ 1	4/ 4	0/0	
Returns				1	0		TEAM			0/ 0	3/ 3	1/ 1	4/ 4	0/0	
* SCORE BY PERIODS				Q1	Q2	Q3	Q4	OT	PTS	OPPONENTS					
TEAM				20	34	3	9	0	66	Gostkowski: (47G,45G)(48G,47G,27G)(21G,20G,36G)					
OPPONENTS				17	3	19	10	0	49	OPP: (38G,24G,22G,27G)(48B)(49G,37G,47G)					
* SCORING				TD-Ru-Pa-Rt	K-PAT		FG		S	PTS					
Gostkowski				0	0	0	0	6/ 6	8/ 8	0	30				
Gronkowski				2	0	2	0			0	12				
Edelman				1	0	1	0			0	6				
Cha. Jones				1	0	0	1			0	6				
Ridley				1	1	0	0			0	6				
Vereen				1	1	0	0			0	6				
TEAM				6	2	3	1	6/ 6	8/ 8	0	66				
OPPONENTS				4	1	3	0	4/ 4	7/ 8	0	49				
2-Pt Conv: TM 0-0, OPP 0-0															
SACKS: Hightower 2, Cha. Jones 2,															
Arrington 1, Mayo 1, Ninkovich 1, TM 7,															
OPP 7															
FUM/LOST: Brady 3/2, Edelman 2/0															
* PASSING				Att	Cmp	Yds	Cmp%	Yds/Att	TD	TD%	Int	Int%	Long	Sack/Lost	Rating
Brady				114	67	632	58.8	5.54	3	2.6	0	0.0	44	7/ 43	82.9
TEAM				114	67	632	58.8	5.54	3	2.6	0	0.0	44	7/ 43	82.9
OPPONENTS				102	58	554	56.9	5.43	3	2.9	6	5.9	29	7/ 48	57.4





## GAME 1

### Titans 26, Chiefs 10

September 7, 2014 • Arrowhead Stadium • 73,569



TENNESSEE .....	0	10	10	6	—	26
KANSAS CITY .....	0	3	0	7	—	10

**KC** — Santos, 35-yard field goal (8-64, 4:18).  
**TEN** — Walker, 5-yard pass from Locker (Succop kick) (11-62, 6:30).  
**TEN** — Succop, 36-yard field goal (4-24, 0:25).  
**TEN** — Wright, 6-yard pass from Locker (Succop kick) (9-80, 4:34).  
**TEN** — Succop, 31-yard field goal (9-45, 3:45).  
**TEN** — Succop, 46-yard field goal (7-16, 3:47).  
**KC** — Fasano, 5-yard pass from Smith (Santos kick) (10-83, 2:30).  
**TEN** — Succop, 47-yard field goal (10-51, 5:19).

Team Statistics	Titans	Chiefs
First Downs .....	24	15
Total Net Yards .....	405	245
Rushes/Net Yards .....	38/162	17/67
Net Passing .....	243	178
Pass Attempts/Completions .....	33/22	35/19
Had Intercepted .....	0	3
Times Sacked/Yards .....	4.0/24.0	4.0/23.0
Punts/Average .....	6-50.7	5-42.5
Penalties/Yards .....	12/110	3/25
Fumbles/Lost .....	1/0	0/0
Possession Time .....	37:44	22:16

#### RUSHING

**TEN** — Greene 15-71; McCluster 9-29; Sankey 6-25; Washington 2-23; Locker 6-14.

**KC** — Jones-Drew 15-45; Gabbert 4-16; Forsett 1-7; Todman 1-2; Robinson 2-1.

#### RECEIVING

**TEN** — Wright 6-46; Washington 4-59; Hunter 3-63; Walker 3-37; Thompson 2-24; McCluster 1-17; Hagan 1-9.

**KC** — Avery 7-84; Charles 4-15; Kelce 3-49; Fasano 3-29; Hammond Jr. 1-22; Davis 1-3; Hemingway 0-0.

#### PASSING

**TEN** — Locker 22-33-266, 2 TDs, 0 INTs.

**KC** — Smith 19-35-202, 1 TD, 3 INTs.

#### INTERCEPTIONS

**TEN** — McCourty 2-0; Griffin 1-0.

**KC** — None.

#### SACKS

**TEN** — Woodyard 1.0; Hill 1.0; Sensabaugh 1.0; Klug 1.0.

**KC** — Houston 2.0; Bailey 1.0; Walker 1.0.

#### FIELD GOALS

**TEN** — Succop (36) (31) (46) (47).

**KC** — Santos (35) 48LU.



## GAME 2

### Broncos 24, Chiefs 17

September 14, 2014 • Sports Authority Field at Mile High • 76,900



KANSAS CITY .....	3	7	0	7	—	17
DENVER .....	7	14	0	3	—	24

**DEN** — J. Thomas, 4-yard pass from Manning (McManus kick) (7-80, 3:41).  
**KC** — Santos, 45-yard field goal (6-33, 2:21).  
**KC** — Davis, 2-yard run (Santos kick) (10-66, 4:32).  
**DEN** — Tamme 4-yard pass Manning (McManus kick) (7-75, 3:13).  
**DEN** — D. Thomas 12-yard pass from Manning (McManus kick) (11-88, 4:26).  
**KC** — Davis, 4-yard run (Santos kick) (14-90, 7:42).  
**DEN** — McManus 20-yard field goal (7-44, 3:44).

Team Statistics	Chiefs	Broncos
First Downs .....	28	19
Total Net Yards .....	380	325
Rushes/Net Yards .....	31/133	46/88
Net Passing .....	255	242
Pass Attempts/Completions .....	42/26	26/21
Had Intercepted .....	0	0
Times Sacked/Yards .....	1.0/5.0	2.0/8.0
Punts/Average .....	2/40.0	3/44.0
Penalties/Yards .....	7/62	11/71
Fumbles/Lost .....	1/0	0/0
Possession Time .....	36:14	26:46

#### RUSHING

**KC** — Davis 22-79; A. Smith 5-42; Gray 2-8; Charles 2-4.

**DEN** — Ball 12-60; Anderson 5-31; Manning 1-(-1); Sanders 1-(-2).

#### RECEIVING

**KC** — Davis 6-26; Kelce 4-81; Bowe 3-40; Fasano 3-39; Jenkins 3-16; Avery 3-14; Hemingway 2-21; Harris 1-10; Charles 1-8.

**DEN** — Sanders 8-108; D. Thomas 5-62 TD; J. Thomas 4-39, TD; Ball 3-29; Tamme 1-4, TD; Caldwell 0-0.

#### PASSING

**KC** — Smith 26-42-255, 0 TDs, 0 INTs.

**DEN** — Manning 21-26-242, TD, 0 INTs.

#### INTERCEPTIONS

**KC** — None.

**DEN** — None.

#### SACKS

**KC** — Hali 1.0.

**DEN** — Marshall 1.0; Miller 1.0.

#### FIELD GOALS

**KC** — Santos (45) 37WR.

**DEN** — McManus (20).

**GAME 3****Chiefs 34, Dolphins 15**

September 21, 2014 • Sun Life Stadium • 70,313



**KANSAS CITY** .....0 14 7 13 — 34  
**MIAMI** .....0 3 12 0 — 15

**KC** — Davis, 21-yard run (Santos kick) (6-62, 3:14).  
**KC** — Kelce 20-yard pass from Smith (Santos kick) (8-76, 2:42).  
**MIA** — Sturgis, 22-yard field goal (8-74, 1:35).  
**MIA** — Hartline, 1-yard pass from Tannehill (Sturgis kick) (4-19, 1:21).  
**KC** — McKnight 4-yard pass from Smith (Santos kick) (10-66, 5:31).  
**MIA** — Sturgis, 51-yard field goal (4-0, 0:42).  
**MIA** — Smith sacked in end zone by Starks, Jenkins for a safety.  
**KC** — McKnight, 4-yard pass from Smith (pass failed) (9-44, 4:39).  
**KC** — Gray, 6-yard run (Santos kick) (6-36, 1:48).

Team Statistics	Chiefs	Dolphins
First Downs	23	18
Total Net Yards	342	332
Rushes/Net Yards	41/174	20/141
Net Passing	167	248
Pass Attempts/Completions	25/19	43/21
Had Intercepted	0	0
Times Sacked/Yards	4.0/14.0	5.0/18.0
Punts/Average	5/51.0	7/46.7
Penalties/Yards	4/23	6/65
Fumbles/Lost	4/2	1-0
Possession Time	33:42	26:18

**RUSHING**

**KC** — Davis 32-132, TD; Gray 4-18; A. Smith 2-17; Sherman 1-4; McKnight 1-3.  
**MIA** — Miller 15-108; D. Thomas 2-15; Wallace 1-12; Tannehill 1-9; Williams 1-(-3).

**RECEIVING**

**KC** — McKnight 6-64, 2 TDs; Kelce 3-36, TD; Bowe 3-32; Fasano 2-23; Hemingway 2-18; Avery 2-12; Sherman 1-1.  
**MIA** — Wallace 5-74; Miller 4-24; Hartline 3-25, TD; Landry 3-24; Clay 3-21; D. Thomas 1-21; Matthews 1-13; Gibson 1-3.

**PASSING**

**KC** — Smith 19-25-186, 3 TDs, 0 INTs.  
**MIA** — Tannehill 21-43-205, 1 TD, 0 INTs.

**INTERCEPTIONS**

**KC** — None.  
**MIA** — None.

**SACKS**

**KC** — Poe 1.5; Hali 1.0; Houston 1.0; Owens 0.5.  
**MIA** — Jenkins 1.5; Vernon 1; Shelby 1.0; Odrick 1.0; Starks 0.5.

**FIELD GOALS**

**KC** — None.  
**MIA** — Sturgis 48WL (22) (51).





# **CHIEFS**

***2014 ROSTERS, DEPTH & TRANSACTIONS***

**2014 KANSAS CITY CHIEFS ALPHABETICAL ROSTER**  
(As of September 23, 2014)

<b>NO.</b>	<b>NAME</b>	<b>POS.</b>	<b>HT.</b>	<b>WT.</b>	<b>AGE</b>	<b>EXP.</b>	<b>COLLEGE</b>	<b>HOW ACQ.</b>	<b>HOMETOWN</b>
39	Abdullah, Husain	S	6-0	204	29	6	Washington State	UFA-14	Pomona, Calif.
17	Avery, Donnie	WR	5-11	200	30	7	Houston	UFA-13	Houston, Texas
97	Bailey, Allen	DL	6-3	288	25	4	Miami	D3b-11	Sapelo Island, Ga.
29	Berry, Eric	S	6-0	211	25	5	Tennessee	D1-10	Fairburn, Ga.
82	Bowe, Dwayne	WR	6-2	221	30	8	LSU	D1-07	Miami, Fla.
25	Charles, Jamaal	RB	5-11	199	27	7	Texas	D3a-08	Port Arthur, Texas
27	Coleman, Kurt	S	5-11	200	26	5	Ohio State	FA-14	Clayton, Ohio
2	Colquitt, Dustin	P	6-3	210	32	10	Tennessee	D3-05	Knoxville, Tenn.
31	Cooper, Marcus	CB	6-2	192	24	2	Rutgers	W (SF)-13	Hartford, Conn.
10	Daniel, Chase	QB	6-0	225	27	6	Missouri	UFA-13	Southlake, Texas
34	Davis, Knile	RB	5-10	227	22	2	Arkansas	D3b-13	Missouri City, Texas
76	Duvernay-Tardif, Laurent	OL	6-5	321	24	R	McGill	D6b-14	Montreal, Quebec
80	Fasano, Anthony	TE	6-4	255	30	9	Notre Dame	UFA-13	Verona, N.J.
72	Fisher, Eric	T	6-7	315	23	2	Central Michigan	D1-13	Rochester, Mich.
30	Fleming, Jamell	S	5-11	206	25	3	Oklahoma	FA-14	Arlington, Texas
55	Ford, Dee	LB	6-2	252	23	R	Auburn	D1-14	Odenville, Ala.
59	Franklin, Jerry	LB	6-1	245	26	2	Arkansas	FA-14	Marion, Arkansas
73	Fulton, Zach	G	6-5	316	23	R	Tennessee	D6a-14	Homewood, Ill.
43	Gafford, Thomas	LS	6-2	250	31	7	Houston	FA-13	Friendswood, Texas
23	Gaines, Phillip	CB	6-0	193	23	R	Rice	D3-14	Converse, Texas
32	Gray, Cyrus	RB	5-10	206	24	3	Texas A&M	D6-12	DeSoto, Texas
91	Hali, Tamba	LB	6-3	275	30	9	Penn State	D1-06	Teaneck, N.J.
85	Hammond Jr., Frankie	WR	6-1	184	24	1	Florida	FA-14	Hallandale Beach, Fla.
84	Harris, Demetrius	TE	6-7	230	23	1	UW-Milwaukee	FA-14	Little Rock, Ark.
68	Harris, Ryan	T	6-5	302	29	7	Notre Dame	FA-14	Minneapolis, Minn.
88	Hemingway, Junior	WR	6-1	225	25	2	Michigan	D7b-12	Conway, S.C.
50	Houston, Justin	LB	6-3	258	25	4	Georgia	D3a-11	Statesboro, Ga.
96	Howard, Jaye	DT	6-3	301	25	3	Florida	W (SEA)-13	Apopka, Fla.
61	Hudson, Rodney	C	6-2	299	25	4	Florida State	D2-11	Mobile, Ala.
15	Jenkins, A.J.	WR	6-0	200	25	3	Illinois	T (SF)-13	Jacksonville, Fla.
52	Johnson, James-Michael	LB	6-1	240	25	3	Nevada	W (CLE)-13	Fairfield, Calif.
87	Kelce, Travis	TE	6-5	260	24	2	Cincinnati	D3a-13	Cleveland Heights, Ohio
64	Kush, Eric	C	6-4	313	25	2	California (Pa.)	D6a-13	Bridgeville, Pa.
74	Linkenbach, Jeff	T	6-6	325	27	5	Cincinnati	UFA-14	Sandusky, Ohio
95	Martin, Josh	LB/DE	6-3	245	22	2	Columbia (N.Y.)	FA-13	Aurora, Colo.
90	Mauga, Josh	LB	6-1	245	27	5	Nevada	FA-14	Fallon, Nev.
24	McCray, Kelcie	S	6-1	205	26	2	Arkansas State	T (TB)-14	Columbus, Ga.
75	McGlynn, Mike	G	6-4	325	29	5	Pittsburgh	FA-14	Austintown, Ohio
22	McKnight, Joe	RB	5-11	205	26	4	USC	FA-14	River Ridge, La.
7	Murray, Aaron	QB	6-1	207	23	R	Georgia	D5-14	Tampa, Fla.
20	Owens, Chris	CB	5-9	180	27	6	San Jose State	UFA-14	Los Angeles, Calif.
38	Parker, Ron	CB	6-0	206	27	4	Newberry	W (SEA)-13	St. Helena Island, S.C.
92	Poe, Dontari	DT	6-3	346	24	3	Memphis	D1-12	Memphis, Tenn.
5	Santos, Cairo	K	5-8	160	22	R	Tulane	CFA-14	St. Augustine, Fla.
42	Sherman, Anthony	FB	5-10	242	25	4	Connecticut	T (ARI)-13	North Attleborough, Mass.
11	Smith, Alex	QB	6-4	217	30	10	Utah	T (SF)-13	La Mesa, Calif.
21	Smith, Sean	CB	6-3	218	27	6	Utah	UFA-13	Pasadena, Calif.
98	Square, Damion	DE	6-2	293	25	2	Alabama	W (PHI)-14	Houston, Texas
13	Thomas, De'Anthony	RB/WR	5-9	174	21	R	Oregon	D4-14	Los Angeles, Calif.
94	Vickerson, Kevin	DT	6-5	328	31	7	Michigan State	FA-14	Detroit, Mich.
99	Walker, Vance	DE	6-2	305	27	6	Georgia Tech	UFA-14	Fort Mill, S.C.
12	Wilson, Albert	WR	5-9	200	22	R	Georgia State	CFA-14	Port St. Lucie, Fla.
51	Zombo, Frank	LB	6-3	254	27	5	Central Michigan	UFA-14	Sterling Heights, Mich.
<b>Practice Squad</b>									
14	Binns, Armon	WR	6-3	211	25	3	Cincinnati	FA-14	Pasadena, Calif.
44	Campbell, Jordan	FB	5-11	240	26	1	New Mexico-Highlands	FA-14	Corona, Calif.
62	Feigt, Curtis	T	6-6	310	24	R	West Virginia	FA-14	Mercersburg, Penn.
65	Henry, Ricky	G	6-4	310	27	3	Nebraska	W (NO)-13	Omaha, Neb.
57	Johnson, Nico	LB	6-2	249	24	2	Alabama	D4-13	Andalusia, Ala.
81	Jones, Justin	TE	6-8	277	22	R	East Carolina	FA-14	Beach Park, Ill.
49	Sorensen, Daniel	S	6-2	208	24	R	BYU	FA-14	Colton, Calif.
35	West, Charcandrick	RB	5-10	205	23	R	Abilene Christian	CFA-14	Springhill, La.
83	Williams, Fred	WR	6-0	190	26	1	St. Cloud State	FA-14	Milwaukee, Wis.
66	Worthy, Jerel	DT	6-2	308	24	3	Michigan State	FA-14	Huber Heights, Ohio
<b>Injured Reserve</b>									
71	Allen, Jeff	G/T	6-4	306	24	3	Illinois	D2-12	Chicago, Ill.
9	Bray, Tyler	QB	6-6	215	22	2	Tennessee	CFA-13	Kingsburg, Calif.
26	Comings, Sanders	S	6-0	223	24	2	Georgia	D5-13	Augusta, Ga.
70	DeVito, Mike	DL	6-3	305	30	8	Maine	UFA-13	Wellsfleet, Mass.
56	Johnson, Derrick	LB	6-3	242	31	10	Texas	D1-05	Waco, Texas
<b>Reserve/Designated For Return</b>									
53	Mays, Joe	LB	5-11	244	29	7	North Dakota State	UFA-14	Chicago, Ill.
<b>Reserve/Non-Football Illness</b>									
77	Catapano, Mike	DE	6-4	291	24	2	Princeton	D7-13	Bayville, N.Y.
<b>Reserve/Suspended</b>									
79	Stephenson, Donald	OL	6-6	312	25	3	Oklahoma	D3-12	Blue Springs, Mo.

**HEAD COACH:** Andy Reid

**OFFENSE:** Doug Pederson (Offensive Coordinator); Eric Bieniemy (Running Backs); Eugene Chung (Asst. Offensive Line); David Culley (Asst. Head Coach/Wide Receivers); Andy Heck (Offensive Line); Corey Matthei (Quality Control); Tom Melvin (Tight Ends); Matt Nagy (Quarterbacks).

**DEFENSE:** Bob Sutton (Defensive Coordinator); Tommy Brasher (Defensive Line); Mark DeLeone (Quality Control); Gary Gibbs (Linebackers); Al Harris (Defensive Asst./ Secondary); Britt Reid (Quality Control); Emmitt Thomas (Defensive Backs).

**SPECIALISTS:** Dave Toub (Special Teams Coordinator); Brock Olivo (Assistant Special Teams).

**MISCELLANEOUS:** Brad Childress (Spread Game Analyst/Special Projects); Travis Crittenden (Asst. Strength & Conditioning); Mike Frazier (Statistical Analysis Coordinator); Barry Rubin (Head Strength & Conditioning); Brent Salazar (Asst. Strength & Conditioning).



**2014 KANSAS CITY CHIEFS NUMERICAL ROSTER**  
(As of September 23, 2014)

<b>NO.</b>	<b>NAME</b>	<b>POS.</b>	<b>HT.</b>	<b>WT.</b>	<b>AGE</b>	<b>EXP.</b>	<b>COLLEGE</b>	<b>HOW ACQ.</b>
2	Dustin Colquitt	P	6-3	210	32	10	Tennessee	D3-05
5	Cairo Santos	K	5-8	160	22	R	Tulane	CFA-14
7	Aaron Murray	QB	6-1	207	23	R	Georgia	D5-14
10	Chase Daniel	QB	6-0	225	27	6	Missouri	UFA-13
11	Alex Smith	QB	6-4	217	30	10	Utah	T (SF)-13
12	Albert Wilson	WR	5-9	200	22	R	Georgia State	CFA-14
13	De'Anthony Thomas	RB/WR	5-9	174	21	R	Oregon	D4-14
15	A.J. Jenkins	WR	6-0	200	25	3	Illinois	T (SF)-13
17	Donnie Avery	WR	5-11	200	30	7	Houston	UFA-13
20	Chris Owens	CB	5-9	180	27	6	San Jose State	UFA-14
21	Sean Smith	CB	6-3	218	27	6	Utah	UFA-13
22	Joe McKnight	RB	5-11	205	26	4	USC	FA-14
23	Phillip Gaines	CB	6-0	193	23	R	Rice	D3-14
24	Kelcie McCray	S	6-1	205	26	2	Arkansas State	T (TB)-14
25	Jamaal Charles	RB	5-11	199	27	7	Texas	D3a-08
27	Kurt Coleman	S	5-11	200	26	5	Ohio State	FA-14
29	Eric Berry	S	6-0	211	25	5	Tennessee	D1-10
30	Jamell Fleming	CB	5-11	206	25	3	Oklahoma	FA-14
31	Marcus Cooper	CB	6-2	192	24	2	Rutgers	W (SF)-13
32	Cyrus Gray	RB	5-10	206	24	3	Texas A&M	D6-12
34	Knile Davis	RB	5-10	227	22	2	Arkansas	D3b-13
38	Ron Parker	CB	6-0	206	27	4	Newberry	W (SEA)-13
39	Husain Abdullah	S	6-0	204	29	6	Washington State	UFA-14
42	Anthony Sherman	FB	5-10	242	25	4	Connecticut	T (ARI)-13
43	Thomas Gafford	LS	6-2	250	31	7	Houston	FA-13
50	Justin Houston	LB	6-3	258	25	4	Georgia	D3a-11
51	Frank Zombo	LB	6-3	254	27	5	Central Michigan	UFA-14
52	James-Michael Johnson	LB	6-1	240	25	3	Nevada	W (CLE)-13
55	Dee Ford	LB	6-2	252	23	R	Auburn	D1-14
59	Jerry Franklin	LB	6-1	245	26	2	Arkansas	FA-14
61	Rodney Hudson	C	6-2	299	25	4	Florida State	D2-11
64	Eric Kush	C	6-4	313	25	2	California (Pa.)	D6a-13
68	Ryan Harris	T	6-5	302	29	7	Notre Dame	FA-14
72	Eric Fisher	T	6-7	315	23	2	Central Michigan	D1-13
73	Zach Fulton	G	6-5	316	23	R	Tennessee	D6a-14
74	Jeff Linkenbach	T	6-6	325	27	5	Cincinnati	UFA-14
75	Mike McGlynn	G	6-4	325	29	5	Pittsburgh	FA-14
76	Laurent Duvernay-Tardif	OL	6-5	321	23	R	McGill	D6b-14
80	Anthony Fasano	TE	6-4	255	30	9	Notre Dame	UFA-13
82	Dwayne Bowe	WR	6-2	221	30	8	LSU	D1-07
84	Demetrius Harris	TE	6-7	230	23	1	UW-Milwaukee	FA-14
85	Frankie Hammond Jr.	WR	6-1	184	24	1	Florida	FA-14
87	Travis Kelce	TE	6-5	260	24	2	Cincinnati	D3a-13
88	Junior Hemingway	WR	6-1	225	25	2	Michigan	D7b-12
90	Josh Mauga	LB	6-1	245	27	5	Nevada	FA-14
91	Tamba Hali	LB	6-3	275	30	9	Penn State	D1-06
92	Dontari Poe	DT	6-3	346	24	3	Memphis	D1-12
94	Kevin Vickerson	DL	6-5	328	31	7	Michigan State	FA-14
95	Josh Martin	LB/DE	6-3	245	22	2	Columbia (N.Y.)	FA-13
96	Jaye Howard	DT	6-3	301	25	3	Florida	W (SEA)-13
97	Allen Bailey	DL	6-3	288	25	4	Miami	D3b-11
98	Damion Square	DE	6-2	293	25	2	Alabama	W (PHI)-14
99	Vance Walker	DE	6-2	305	27	6	Georgia Tech	UFA-14
<b>Practice Squad</b>								
14	Armon Binns	WR	6-3	211	25	3	Cincinnati	FA-14
35	Charcandrick West	RB	5-10	205	23	R	Abilene Christian	CFA-14
44	Jordan Campbell	FB	5-11	240	26	1	New Mexico-Highlands	FA-14
49	Daniel Sorensen	S	6-2	208	24	R	BYU	FA-14
57	Nico Johnson	LB	6-2	249	24	2	Alabama	D4-13
62	Curtis Feigt	T	6-6	310	24	R	West Virginia	FA-14
65	Ricky Henry	G	6-4	310	27	3	Nebraska	W (NO)-13
66	Jerel Worthy	DT	6-2	308	24	3	Michigan State	FA-14
81	Justin Jones	TE	6-8	277	22	R	East Carolina	FA-14
83	Fred Williams	WR	6-0	190	26	1	St. Cloud State	FA-14
<b>Injured Reserve</b>								
9	Tyler Bray	QB	6-6	215	22	2	Tennessee	CFA-13
26	Sanders Commings	S	6-0	223	24	2	Georgia	D5-13
56	Derrick Johnson	LB	6-3	242	31	10	Texas	D1-05
70	Mike DeVito	DL	6-3	305	30	8	Maine	UFA-13
71	Jeff Allen	G/T	6-4	306	24	3	Illinois	D2-12
<b>Reserve/Designated For Return</b>								
53	Joe Mays	LB	5-11	244	29	7	North Dakota State	UFA-14
<b>Reserve/Non-Football Injury</b>								
77	Mike Catapano	DE	6-4	291	24	2	Princeton	D7-13
<b>Reserve/Suspended</b>								
79	Donald Stephenson	OL	6-6	312	25	3	Oklahoma	D3-12

**HEAD COACH:** Andy Reid

**OFFENSE:** Doug Pederson (Offensive Coordinator); Eric Bieniemy (Running Backs); Eugene Chung (Asst. Offensive Line); David Culley (Asst. Head Coach/Wide Receivers); Andy Heck (Offensive Line); Corey Mattheaei (Quality Control); Tom Melvin (Tight Ends); Matt Naav (Quarterbacks).

**DEFENSE:** Bob Sutton (Defensive Coordinator); Tommy Brasher (Defensive Line); Mark DeLeone (Quality Control); Gary Gibbs (Linebackers); Al Harris (Defensive Asst./ Secondary); Britt Reid (Quality Control); Emmitt Thomas (Defensive Backs).

**SPECIALISTS:** Dave Toub (Special Teams Coordinator); Brock Olivo (Assistant Special Teams).

**MISCELLANEOUS:** Brad Childress (Spread Game Analyst/Special Projects); Travis Crittenden (Asst. Strength & Conditioning); Mike Frazier (Statistical Analysis Coordinator); Barry Rubin (Head Strength & Conditioning); Brent Salazar (Asst. Strength & Conditioning).

# 2014 KANSAS CITY CHIEFS POSITION-BY-POSITION ROSTER

(As of September 23, 2014)

## QUARTERBACKS (3)

NO.	NAME	POS.	HT.	WT.	AGE	EXP.	COLLEGE	HOMETOWN	HOW ACQ.
10	Daniel, Chase	QB	6-0	225	27	6	Missouri	Southlake, Texas	UFA-13
7	Murray, Aaron	QB	6-1	210	23	R	Georgia	Tampa, Fla.	D5-14
11	Smith, Alex	QB	6-4	217	30	10	Utah	La Mesa, Calif.	T (SF)-13

## RUNNING BACKS (6)

NO.	NAME	POS.	HT.	WT.	AGE	EXP.	COLLEGE	HOMETOWN	HOW ACQ.
25	Charles, Jamaal	RB	5-11	199	27	7	Texas	Port Arthur, Texas	D3a-08
34	Davis, Knile	RB	5-10	227	22	2	Arkansas	Missouri City, Texas	D3-13
32	Gray, Cyrus	RB	5-10	206	24	3	Texas A&M	DeSoto, Texas	D6-12
22	McKnight, Joe	RB	5-11	205	26	4	USC	River Ridge, La.	FA-14
42	Sherman, Anthony	FB	5-10	242	25	4	Connecticut	North Attleborough, Mass.	T (ARI)-13
13	Thomas, De'Anthony	RB/WR	5-9	174	21	R	Oregon	Los Angeles, Calif.	D4-14

## WIDE RECEIVERS (6)

NO.	NAME	POS.	HT.	WT.	AGE	EXP.	COLLEGE	HOMETOWN	HOW ACQ.
17	Avery, Donnie	WR	5-11	200	30	7	Houston	Houston, Texas	UFA-13
82	Bowe, Dwayne	WR	6-2	221	30	8	LSU	Miami, Fla.	D1-07
85	Hammond Jr., Frankie	WR	6-1	184	24	1	Florida	Hallandale Beach, Fla.	FA-14
88	Hemingway, Junior	WR	6-1	225	25	2	Michigan	Conway, S.C.	D7b-12
15	Jenkins, A.J.	WR	6-0	200	25	3	Illinois	Jacksonville, Fla.	T (SF)-13
12	Wilson, Albert	WR	5-9	200	22	R	Georgia State	Port St. Lucie, Fla.	CFA-14

## TIGHT ENDS (3)

NO.	NAME	POS.	HT.	WT.	AGE	EXP.	COLLEGE	HOMETOWN	HOW ACQ.
80	Fasano, Anthony	TE	6-4	255	30	9	Notre Dame	Verona, N.J.	UFA-13
84	Harris, Demetrius	TE	6-7	230	23	1	UW-Milwaukee	Little Rock, Ark.	FA-14
87	Kelce, Travis	TE	6-5	260	24	2	Cincinnati	Cleveland Heights, Ohio	D3a-13

## OFFENSIVE LINE (8)

NO.	NAME	POS.	HT.	WT.	AGE	EXP.	COLLEGE	HOMETOWN	HOW ACQ.
76	Duvernay-Tardif, Laurent	OL	6-5	321	23	R	McGill	Montreal, Quebec	D6b-14
72	Fisher, Eric	T	6-7	315	23	2	Central Michigan	Rochester, Mich.	D1-13
73	Fulton, Zach	G	6-5	316	23	R	Tennessee	Homewood, Ill.	D6a-14
68	Harris, Ryan	T	6-5	302	29	7	Notre Dame	Minneapolis, Minn.	FA-14
61	Hudson, Rodney	C	6-2	299	25	4	Florida State	Mobile, Ala.	D2-11
64	Kush, Eric	C	6-4	313	25	2	California (Pa.)	Bridgeville, Pa.	D6-13
74	Linkenbach, Jeff	T	6-6	325	27	5	Cincinnati	Sandusky, Ohio	UFA-14
75	McGlynn, Mike	G	6-4	325	29	5	Pittsburgh	Austintown, Ohio	FA-14

## DEFENSIVE LINE (6)

NO.	NAME	POS.	HT.	WT.	AGE	EXP.	COLLEGE	HOMETOWN	HOW ACQ.
97	Bailey, Allen	DL	6-3	288	25	4	Miami	Sapelo Island, Ga.	D3b-11
96	Howard, Jaye	DT	6-3	301	25	3	Florida	Apopka, Fla.	W (SEA)- 13
92	Poe, Dontari	DT	6-3	346	24	3	Memphis	Memphis, Tenn.	D1-12
98	Square, Damion	DE	6-2	293	25	2	Alabama	Houston, Texas	W (PHI)- 14
94	Vickerson, Kevin	DT	6-5	328	31	7	Michigan State	Detroit, Mich.	FA-14
99	Walker, Vance	DE	6-2	305	27	6	Georgia Tech	Fort Mill, S.C.	UFA-14

## LINEBACKERS (8)

NO.	NAME	POS.	HT.	WT.	AGE	EXP.	COLLEGE	HOMETOWN	HOW ACQ.
55	Ford, Dee	LB	6-2	252	23	R	Auburn	Odenville, Ala.	D1-14
59	Franklin, Jerry	LB	6-1	245	26	2	Arkansas	Marion, Ark.	FA-14
91	Hali, Tamba	LB	6-3	275	30	9	Penn State	Teaneck, N.J.	D1-06
50	Houston, Justin	LB	6-3	258	25	4	Georgia	Statesboro, Ga.	D3a-11
52	Johnson, James-Michael	LB	6-1	240	25	3	Nevada	Fairfield, Calif.	W (CLE)- 13
95	Martin, Josh	LB/DE	6-3	245	22	2	Columbia (N.Y.)	Aurora, Colo.	FA-13
90	Mauga, Josh	LB	6-1	245	27	5	Nevada	Fallon, Nev.	FA-14
51	Zombo, Frank	LB	6-3	254	27	5	Central Michigan	Sterling Heights, Mich.	UFA-14

## DEFENSIVE BACKS (10)

NO.	NAME	POS.	HT.	WT.	AGE	EXP.	COLLEGE	HOMETOWN	HOW ACQ.
39	Abdullah, Husain	S	6-0	204	29	6	Washington State	Pomona, Calif.	UFA-14
29	Berry, Eric	S	6-0	211	25	5	Tennessee	Fairburn, Ga.	D1-10
27	Coleman, Kurt	S	5-11	200	26	5	Ohio State	Clayton, Ohio	FA-14
31	Cooper, Marcus	CB	6-2	192	24	2	Rutgers	Hartford, Conn.	W (SF)- 13
30	Fleming, Jamell	S	5-11	206	25	3	Oklahoma	Arlington, Texas	FA-14
23	Gaines, Phillip	CB	6-0	193	23	R	Rice	Converse, Texas	D3-14
24	McCray, Kelcie	S	6-1	205	26	2	Arkansas State	Columbus, Ga.	T (TB)-14
20	Owens, Chris	CB	5-9	180	27	6	San Jose State	Los Angeles, Calif.	UFA-14
38	Parker, Ron	CB	6-0	206	27	4	Newberry	St. Helena Island, S.C.	W (SEA)- 13
21	Smith, Sean	CB	6-3	218	27	6	Utah	Pasadena, Calif.	UFA-13

## SPECIALISTS (3)

NO.	NAME	POS.	HT.	WT.	AGE	EXP.	COLLEGE	HOMETOWN	HOW ACQ.
2	Colquitt, Dustin	P	6-3	210	32	10	Tennessee	Knoxville, Tenn.	D3-05
43	Gafford, Thomas	LS	6-2	250	31	7	Houston	Friendswood, Texas	FA-13
5	Santos, Cairo	K	5-8	160	22	R	Tulane	St. Augustine, Fla.	CFA-14

## PRACTICE SQUAD (10)

NO.	NAME	POS.	HT.	WT.	AGE	EXP.	COLLEGE	HOMETOWN	HOW ACQ.
14	Binns, Armon	WR	6-3	211	25	3	Cincinnati	Pasadena, Calif.	FA-14
44	Campbell, Jordan	FB	5-11	240	26	1	New Mexico-Highlands	Corona, Calif.	FA-14
62	Feigt, Curtis	T	6-6	310	24	R	West Virginia	Mercersburg, Penn.	FA-14
65	Henry, Ricky	G	6-4	310	27	3	Nebraska	Omaha, Neb.	W (NO)-13
57	Johnson, Nico	LB	6-2	249	24	2	Alabama	Andalusia, Ala.	D4-13
81	Jones, Justin	TE	6-8	277	22	R	East Carolina	Beach Park, Ill.	FA-14
49	Sorensen, Daniel	S	6-2	208	24	R	BYU	Colton, Calif.	FA-14
35	West, Charcandrick	RB	5-10	205	23	R	Abilene Christian	Springhill, La.	CFA-14
83	Williams, Fred	WR	6-0	190	26	1	St. Cloud State	Milwaukee, Wis.	FA-14
66	Worthy, Jerel	DT	6-2	308	24	3	Michigan State	Huber Heights, Ohio	FA-14



# 2014 KANSAS CITY CHIEFS UNOFFICIAL DEPTH CHART

(As of September 23, 2014)

## OFFENSE

WR	17 Donnie Avery	15 A.J. Jenkins	<u>13 De'Anthony Thomas</u>	
LT	72 Eric Fisher	68 Ryan Harris		
LG	75 Mike McGlynn	<u>76 Laurent Duvernay-Tardif</u>		
C	61 Rodney Hudson	64 Eric Kush		
RG	<u>73 Zach Fulton</u>	74 Jeff Linkenbach		
RT	68 Ryan Harris			
TE	80 Anthony Fasano	87 Travis Kelce	84 Demetrius Harris	
WR	82 Dwayne Bowe	85 Frankie Hammond Jr.	<u>12 Albert Wilson</u>	88 Junior Hemingway
QB	11 Alex Smith	10 Chase Daniel	<u>7 Aaron Murray</u>	
RB	25 Jamaal Charles	34 Knile Davis	32 Cyrus Gray	22 Joe McKnight
				<u>13 De'Anthony Thomas</u>
FB	42 Anthony Sherman			

## DEFENSE

LDE	99 Vance Walker	94 Kevin Vickerson		
NT	92 Dontari Poe	98 Damion Square		
RDE	97 Allen Bailey	96 Jaye Howard		
LOLB	50 Justin Houston	<u>55 Dee Ford</u>	51 Frank Zombo	
LILB	90 Josh Mauga			
RILB	52 James-Michael Johnson	59 Jerry Franklin		
ROLB	91 Tamba Hali	95 Josh Martin		
LCB	31 Marcus Cooper	38 Ron Parker	<u>23 Phillip Gaines</u>	
RCB	21 Sean Smith	20 Chris Owens	30 Jamell Fleming	
SS	29 Eric Berry	27 Kurt Coleman		
FS	39 Husain Abdullah	24 Kelcie McCray		

## SPECIALISTS

P	2 Dustin Colquitt	<u>5 Cairo Santos</u>		
K	<u>5 Cairo Santos</u>	2 Dustin Colquitt		
KO	<u>5 Cairo Santos</u>	2 Dustin Colquitt		
LS	43 Thomas Gafford	87 Travis Kelce		
H	2 Dustin Colquitt	10 Chase Daniel		
PR	<u>13 De'Anthony Thomas</u>	85 Frankie Hammond Jr.	<u>12 Albert Wilson</u>	
KR	34 Knile Davis	85 Frankie Hammond Jr.	22 Joe McKnight	<u>12 Albert Wilson</u>

Rookies Underlined

## PRONUNCIATION GUIDE

Husain Abdullah	Ab-DUEL-uh
Knile Davis	Nile
Larry Duvernay-Tardif	Doo-ver-nay Tar-diff
Anthony Fasano	Fuh-SAWN-oh
Tamba Hali	TOM-buh HA-LEE
Travis Kelce	Kel-SEE
Josh Mauga	MAW-gah
Dontari Poe	Don-TAR-ee

## HOW THE 2014 CHIEFS WERE BUILT

*Note: Players on a Reserve List and not on the 53-man roster are in italics.*

YEAR	DRAFT	FREE AGENTS	TRADE/WAIVERS
2005	<i>LB Derrick Johnson (1)</i> <i>P Dustin Colquitt (3)</i>		
2006	<i>LB Tamba Hali (1)</i>		
2007	<i>WR Dwayne Bowe (1)</i>		
2008	<i>RB Jamaal Charles (3a)</i>		
2009			
2010	<i>S Eric Berry (1)</i>		
2011	<i>OL Rodney Hudson (2)</i> <i>LB Justin Houston (3a)</i> <i>DL Allen Bailey (3b)</i>		
2012	<i>DT Dontari Poe (1)</i> <i>G/T Jeff Allen (2)</i> <i>OL Donald Stephenson (3)</i> <i>RB Cyrus Gray (6)</i> <i>WR Junior Hemingway (7b)</i>		
2013	<i>T Eric Fisher (1)</i> <i>TE Travis Kelce (3a)</i> <i>RB Knile Davis (3b)</i> <i>S Sanders Commings (5)</i> <i>C Eric Kush (6a)</i> <i>DE Mike Catapano (7)</i>	<i>WR Donnie Avery (UFA)</i> <i>QB Tyler Bray (CFA)</i> <i>QB Chase Daniel (UFA)</i> <i>DL Mike DeVito (UFA)</i> <i>TE Anthony Fasano (UFA)</i> <i>LS Thomas Gafford (FA)</i> <i>LB/DE Josh Martin (FA)</i> <i>CB Sean Smith (UFA)</i>	<i>CB Marcus Cooper (W/SF)</i> <i>DT Jaye Howard (W/SEA)</i> <i>WR A.J. Jenkins (T/SF)</i> <i>LB James-Michael Johnson (W/CLE)</i> <i>CB Ron Parker (W/SEA)</i> <i>FB Anthony Sherman (T/ARI)</i> <i>QB Alex Smith (T/SF)</i>
2014	<i>LB Dee Ford (1)</i> <i>CB Phillip Gaines (2)</i> <i>RB/WR De'Anthony Thomas (4)</i> <i>QB Aaron Murray (5)</i> <i>G Zach Fulton (6a)</i> <i>OL Laurent Duvernay-Tardif (6b)</i>	<i>S Husain Abdullah (UFA)</i> <i>S Kurt Coleman (FA)</i> <i>S Jamell Fleming (FA)</i> <i>LB Jerry Franklin (FA)</i> <i>WR Frankie Hammond (FA)</i> <i>TE Demetrius Harris (FA)</i> <i>T Ryan Harris (FA)</i> <i>T Jeff Linkenbach (UFA)</i> <i>LB Josh Mauga (FA)</i> <i>LB Joe Mays (UFA)</i> <i>G Mike McGlynn (FA)</i> <i>RB Joe McKnight (FA)</i> <i>CB Chris Owens (UFA)</i> <i>K Cairo Santos (CFA)</i> <i>Kevin Vickerson (FA)</i> <i>DE Vance Walker (UFA)</i> <i>WR Albert Wilson (CFA)</i> <i>LB Frank Zombo (UFA)</i>	<i>S Kelcie McCray (T/TB)</i> <i>DE Damion Square (W/PHI)</i>
<b><u>53-MAN ROSTER BREAKDOWN</u></b>		9 Unrestricted Free Agents	5 Waiver Claims
21 Draft Choices		12 Free Agents	4 Trades
		2 College Free Agents	
<b><u>TOTAL ROSTER BREAKDOWN</u></b>		11 Unrestricted Free Agents	5 Waiver Claims
26 Draft Choices		11 Free Agents	4 Trades
		3 College Free Agents	



## CHIEFS 2014 ROSTER BY EXPERIENCE

### 10th Year (2)

P Dustin Colquitt  
QB Alex Smith

### 9th Year (2)

TE Anthony Fasano  
LB Tamba Hali

### 8th Year (1)

WR Dwayne Bowe

### 7th Year (5)

WR Donnie Avery  
RB Jamaal Charles  
LS Thomas Gafford  
T Ryan Harris  
DT Kevin Vickerson

### 6th Year (5)

S Husain Abdullah  
QB Chase Daniel  
CB Chris Owens  
CB Sean Smith  
DE Vance Walker

### 5th Year (6)

S Eric Berry  
S Kurt Coleman  
T Jeff Linkenbach  
LB Josh Mauga  
G Mike McGlynn  
LB Frank Zombo

### 4th Year (6)

DL Allen Bailey  
LB Justin Houston  
C Rodney Hudson  
RB Joe McKnight  
CB Ron Parker  
FB Anthony Sherman

### 3rd Year (7)

G/T Jeff Allen  
S Jamell Fleming  
RB Cyrus Gray  
DT Jaye Howard  
WR A.J. Jenkins  
LB James-Michael Johnson  
DT Dontari Poe

### 2nd Year (10)

CB Marcus Cooper  
RB Knile Davis  
T Eric Fisher  
LB Jerry Franklin  
WR Junior Hemingway  
TE Travis Kelce  
C Eric Kush  
LB/DE Josh Martin  
S Kelcie McCray  
DE Damion Square

### 1st Year (2)

WR Frankie Hammond Jr.  
TE Demetrius Harris

### Rookies (8)

OL Laurent Duvernay-Tardif  
LB Dee Ford  
G Zach Fulton  
CB Phillip Gaines  
QB Aaron Murray  
K Cairo Santos  
RB/WR De'Anthony Thomas  
WR Albert Wilson

## CHIEFS 2014 ROSTER BY DRAFT ROUND

[Overall selection in brackets]

### 1st Round (7)

[1] QB Alex Smith (2005 - SF), [1] T Eric Fisher (2013), [5] S Eric Berry (2010), [11] DT Dontari Poe (2012), [20] LB Tamba Hali (2006), [23] WR Dwayne Bowe (2007), [23] LB Dee Ford (2014), [30] WR A.J. Jenkins (2012 - SF).

### 2nd Round (5)

[33] WR Donnie Avery (2008 - STL), [44] G Jeff Allen (2012), [53] TE Anthony Fasano (2006 - DAL), [55] C Rodney Hudson (2011), [61] CB Sean Smith (2009 - MIA).

### 3rd Round (9)

[63] Travis Kelce (2013), [70] T Ryan Harris (2007-Den), [70] LB Justin Houston (2011), [73] RB Jamaal Charles (2008), [86] DL Allen Bailey (2011), [87] CB Phillip Gaines (2014), [90] CB Chris Owens (2009 - ATL), [96] RB Knile Davis (2013), [99] P Dustin Colquitt (2005).

### 4th Round (4)

[112] RB Joe McKnight (2010 - NYJ), [114] DT Jaye Howard (2012 - SEA), [120] LB James-Michael Johnson (2012 - CLE), [124] RB De'Anthony Thomas (2014), [133].

### 5th Round (2)

[136] FB Anthony Sherman (2011 - ARI), [152], QB Aaron Murray (2014).

### 6th Round (5)

[170] C Eric Kush (2013), [181] TE Richard Gordon (2011 - OAK), [182] RB Cyrus Gray (2012), [193] Zach Fulton (2014), [200] Laurent Duvernay-Tardif (2014).

### 7th Round (5)

[216] DT Kevin Vickerson (2005-MIA), [210] DE Vance Walker (2009 - ATL), [238] WR Junior Hemingway (2012) [244] S Kurt Coleman (2010 - PHI), [252] CB Marcus Cooper (2013 - SF).

### Undrafted (15)

LS Thomas Gafford (2006 - GB), S Husain Abdullah (2008 - MIN), QB Chase Daniel (2009 - WAS), LB Josh Mauga (2009-NYJ), T Jeff Linkenbach (2010 - IND), LB Frank Zombo (2010 - GB), CB Ron Parker (2011 - SEA), Frankie Hammond Jr. (2013), LB Jerry Franklin (2012 - MIA), TE Demetrius Harris (2013), LB/DE Josh Martin (2013), S Kelcie McCray (2013-MIA), DE Damion Square (2013-PHI), K Cairo Santos (2014), WR Albert Wilson (2014).

# KANSAS CITY CHIEFS 2014 TRANSACTIONS

(as of 9/23/14)

Date	Player	Transaction
Dec. 31	JOHNSON, James-Michael, LB	Placed on Injured Reserve
Dec. 31	JAMES, Robert, LB	Signed Contract
Dec. 31	HIGHSMITH, Alonzo, LB	Reserve/Future Signing
Jan. 6	ALECXI, Chas, DL	Reserve/Future Signing
Jan. 6	BRONSON, Malcolm, S	Reserve/Future Signing
Jan. 6	BURDEN, Chandler, T	Reserve/Future Signing
Jan. 6	HAMMOND, Frankie, WR	Reserve/Future Signing
Jan. 6	HARRIS, Demetrius, TE	Reserve/Future Signing
Jan. 6	JACKSON, Jerrell, LB	Reserve/Future Signing
Jan. 6	KEARNEY, Vernon, CB	Reserve/Future Signing
Jan. 6	KETTANI, Eric, FB	Reserve/Future Signing
Jan. 6	ROSS, Rashad, WR	Reserve/Future Signing
Jan. 6	RUTLAND, Kevin, CB	Reserve/Future Signing
Jan. 6	WILLIAMS, Fred, WR	Reserve/Future Signing
Jan. 6	WILSON, Ridge, LB	Reserve/Future Signing
Jan. 10	CAMPBELL, Jordan, FB	Reserve/Future Signing
Jan. 10	DILL, R.J., OL	Reserve/Future Signing
Jan. 10	HAMILTON, Dominique, DL	Reserve/Future Signing
Jan. 10	MCKNIGHT, Joe, RB	Reserve/Future Signing
Jan. 10	MCMILLIAN, Jerron, S	Reserve/Future Signing
Jan. 10	MOORE, Brandon, DL	Reserve/Future Signing
Jan. 10	VAN DYKE, DeMarcus, CB	Reserve/Future Signing
Jan. 17	HENRY, Ricky, G	Contract Renegotiated
Jan. 29	BROUSSARD, Risean, DT	Reserve/Future Signing
Feb. 3	GAFFORD, Thomas, LS	Contract Renegotiated
Feb. 3	DRESSLER, Weston, WR	Signed Contract
Feb. 6	OLIVO, Brock	Hired as Assistant Special Teams Coach
Feb. 7	ROBINSON, Dunta, CB	Released
Mar. 6	JAMES, Robert, LB	Released
Mar. 6	JONES, Dominique, TE	Released
Mar. 12	ABDULLAH, Husain, S	Signed
Mar. 12	LINKENBACH, Jeff, T	Signed
Mar. 12	MAYS, Joe, LB	Signed
Mar. 14	WALKER, Vance, DE	Signed
Mar. 14	ZOMBO, Frank, LB	Signed
Mar. 21	MOORE, Brandon, DL	Waived
Mar. 21	OWENS, Chris, CB	Signed
Mar. 25	GRISSOM, Cory, DL	Signed
April 21	WILLIAMS, Kyle, WR	Signed
April 30	HUDSON, Otis, G	Signed
May 8	FORD, Dee, LB	Drafted in 1 <sup>st</sup> Round
May 9	GAINES, Phillip, CB	Drafted in 3 <sup>rd</sup> Round
May 10	THOMAS, De'Anthony, RB	Drafted in 4 <sup>th</sup> Round
May 10	MURRAY, Aaron, QB	Drafted in 5 <sup>th</sup> Round
May 10	FULTON, Zach, G	Drafted in 6 <sup>th</sup> Round
May 10	DUVERNAY-TARDIF, Laurent, OL	Drafted in 6 <sup>th</sup> Round
May 12	KETTANI, Eric, FB	Waived
May 12	ROSS, Rashad, WR	Waived
May 12	JOHNSON, Ben, LB	Signed
May 12	SORENSEN, Daniel, S	Signed
May 12	SURGENT, Darryl, WR	Signed
May 12	VAN DYKE, David, CB	Signed
May 12	WEST, Charcandrick, RB	Signed
May 12	WILSON, Albert, WR	Signed
May 13	FULTON, Zach, G	Signed
May 14	DUVERNAY-TARDIF, Laurent, OL	Signed
May 15	GAINES, Phillip, CB	Signed
May 16	THOMAS, De'Anthony, RB	Signed
May 19	BAKER, James, FB	Signed
May 19	GOTTSCHALK, Ben, C	Signed
May 19	SANTOS, Cairo, K	Signed
May 19	WEBB, J'Marcus, T	Signed
May 20	CUDJO, Jermelle, DT	Signed
May 20	LOVE, Kyle, DT	Signed
May 20	GRISSOM, Cory, DT	Waived
May 20	WILSON, Ridge, LB	Waived
May 21	DILL, R.J., OL	Waived
May 21	FURR, Deron, LB	Signed
May 21	MURRAY, Aaron, QB	Signed
May 24	FORD, Dee, LB	Signed
May 27	BURDEN, Chandler, T	Waived
May 27	MCKEE, Ryan, T	Signed
June 3	KELLY, Colin, OL	Waived
June 5	BROUSSARD, Risean, DL	Waived
June 5	ANTHONY, Deon, WR	Signed
June 5	ROGERS, Justin, CB	Signed
June 13	FLOWERS, Brandon, CB	Released
June 19	ALECXI, Chas, DL	Waived
June 20	HARRISON, Mark, WR	Signed
June 26	JONES, Brandon, DB	Claimed Off Waivers From SD
July 15	BROUSSARD, Risean, DL	Waived
July 23	CHARLES, Jamaal, RB	Contract Renegotiated
July 24	FURR, DeRon, LB	Waived
July 24	BAKER, James, FB	Reserve/Did Not Report
July 24	HARRIS, Ryan, T	Signed
July 24	MAUGA, Josh, LB	Signed
July 26	MCGRATH, Sean, TE	Reserve/Retired
July 26	WATKINS, Rokevious, G	Reserve/NFI
July 26	SCHILTZ, Adam, TE	Claimed off waivers from TEN
July 27	SMITH, Damond, CB	Signed
July 31	JOHNSON, Ben, LB	Waived
July 31	GREGORY, Steve, DB	Signed
Aug. 3	VAN DYKE, David, DB	Waived
Aug. 3	BAKER, James, FB	Waived
Aug. 3	CAMPBELL, Jarius, DL	Signed
Aug. 8	MOSES, Dezman, LB	Waived
Aug. 8	WALKER, Devan, LB	Signed
Aug. 10	GREGORY, Steve, S	Reserve/Retired
Aug. 10	AMAYA, Jonathon, S	Signed
Aug. 15	WATKINS, Rokevious, G	Waived
Aug. 21	JOHNSON, Rishaw, G	Traded to Tampa Bay
Aug. 21	MCCRAY, Kelcie, FS	Acquired Via Trade with Tampa Bay
Aug. 24	ANTHONY, Deon, WR	Released
Aug. 24	CAMPBELL, Jarius, DL	Released
Aug. 24	CUDJO, Jermelle, DT	Released
Aug. 24	DRESSLER, Weston, WR	Released
Aug. 24	HUDSON, Otis, G	Released
Aug. 24	JACKSON, Jerrell, WR	Released
Aug. 24	JONES, Brandon, CB	Released
Aug. 24	KEARNEY, Vernon, CB	Released
Aug. 24	MCKEE, Ryan, T	Released
Aug. 24	MCMILLIAN, Jerron, S	Released
Aug. 24	SCHILTZ, Adam, TE	Released
Aug. 24	SURGENT, Darryl, WR	Released
Aug. 24	COMMINGS, Sanders, S	Placed on Injured Reserve
Aug. 26	MCKEE, Ryan, T	Waived
Aug. 26	SMITH, Damond, CB	Waived
Aug. 26	RUTLAND, Kevin, CB	Released
Aug. 27	GOTTSCHALK, Ben, C	Waived
Aug. 27	MCGLYNN, Mike, G	Signed
Aug. 30	AMAYA, Jonathon, S	Waived
Aug. 30	BRONSON, Malcolm, S	Waived
Aug. 30	CAMPBELL, Jordan, FB	Waived
Aug. 30	HAMILTON, Dominique, DT	Waived
Aug. 30	HARRISON, Mark, WR	Waived
Aug. 30	HENRY, Ricky, G	Waived
Aug. 30	HIGHSMITH, LB	Waived
Aug. 30	JOHNSON, Nico, LB	Waived
Aug. 30	ROGERS, Justin, CB	Waived
Aug. 30	SCHWENKE, Kona, DE	Waived
Aug. 30	VAN DYKE, DeMarcus	Waived
Aug. 30	WALKER, Devan, LB	Waived
Aug. 30	WEST, Charcandrick, RB	Waived
Aug. 30	WILLIAMS, Fred, WR	Waived
Aug. 30	LOVE, Kyle, NT	Released
Aug. 30	SUCCOP, Ryan, K	Released
Aug. 30	BOWE, Dwayne, WR	Placed on Reserve/Suspended
Aug. 30	STEPHENSON, Donald, OL	Placed on Reserve/Suspended
Aug. 30	WEBB, J'Marcus, T	Released
Aug. 30	CATAPANO, Mike, DE	Reserve/Non-Football Illness
Aug. 30	BRAY, Tyler, QB	Placed on Injured Reserve
Aug. 30	WILLIAMS, Kyle, WR	Placed on Injured Reserve
Aug. 31	GORDON, Richard, TE	Waived
Aug. 31	SQUARE, Damion, DT	Claimed Off Waivers From PHI
Aug. 31	CAMPBELL, Jordan, FB	Signed to the Practice Squad

Aug. 31 GOTTSCHALK, Ben, C.....Signed to the Practice Squad  
 Aug. 31 HENRY, Ricky, G.....Signed to the Practice Squad  
 Aug. 31 JOHNSON, Nico, LB.....Signed to the Practice Squad  
 Aug. 31 SCHWENKE, Kona, DE.....Signed to the Practice Squad  
 Aug. 31 SURGENT, Darryl, WR.....Signed to the Practice Squad  
 Aug. 31 WEST, Charcandrick, RB .....Signed to the Practice Squad  
 Aug. 31 WILLIAMS, Fred, WR.....Signed to the Practice Squad  
 Sept. 1 FANGUPO, Hebron, DT.....Signed to the Practice Squad  
 Sept. 1 WILLIAMS, Kyle, WR.....Released  
 Sept. 1 FRANKLIN, JERRY, LB.....Signed to the Practice Squad  
 Sept. 2 MAYS, Joe, LB..... Reserve/Designated For Return  
 Sept. 2 COLEMAN, Kurt, S ..... Signed  
 Sept. 9 DEVITO, Mike, DE .....Placed on Injured Reserve  
 Sept. 9 JOHNSON, Derrick, LB.....Placed on Injured Reserve  
 Sept. 9 FRANKLIN, Jerry, LB.....Waived from Practice Squad  
 Sept. 9 CAMPBELL, Jordan, FB .....Waived from Practice Squad  
 Sept. 9 FANGUPO, Hebron, DT.....Waived from Practice Squad  
 Sept. 9 GOTTSCHALK, Ben, C.....Waived from Practice Squad  
 Sept. 9 SURGENT, Darryl, WR.....Waived from Practice Squad  
 Sept. 9 SORESENSEN, Daniel, S ..... Waived  
 Sept. 9 VICKERSON, Kevin, DL ..... Signed  
 Sept. 9 BOWE, Dwayne, WR ..... Return from Reserved/Suspension  
 Sept. 9 FRANKLIN, Jerry, LB..... Signed  
 Sept. 9 BINNS, Armon, WR .....Signed to the Practice Squad  
 Sept. 9 FEIGT, Curtis, T .....Signed to the Practice Squad  
 Sept. 9 SCHILTZ, Adam, TE .....Signed to the Practice Squad  
 Sept. 9 STEEPLES, Robert, CB.....Signed to the Practice Squad  
 Sept. 9 WORTHY, Jerel, DT .....Signed to the Practice Squad  
 Sept. 11 SCHWENKE, Kona, DL .....Waived from Practice Squad  
 Sept. 11 SORESENSEN, Daniel, S .....Signed to the Practice Squad  
 Sept. 12 ALLEN, Jeff, G .....Placed on Injured Reserve  
 Sept. 12 FLEMING, Jamell, CB..... Signed  
 Sept. 16 SCHILTZ, Adam, TE .....Waived from Practice Squad  
 Sept. 16 STEEPLES, Robert, CB.....Waived from Practice Squad  
 Sept. 16 JONES, Justin, TE .....Signed to the Practice Squad  
 Sept. 16 CAMPBELL, Jordan, FB .....Signed to the Practice Squad





**CHIEFS**

***2014 ADDITIONAL STATISTICS***

2014 CHIEFS GAME-BY-GAME OFFENSE																
	9/7	9/14	9/21	9/29	10/5	10/19	10/26	11/2	11/9	11/16	11/20	11/30	12/7	12/14	12/21	12/28
	TEN	@ DEN	@ MIA	NE	@ SF	@ SD	STL	NYJ	@ BUF	SEA	@ OAK	DEN	@ ARI	OAK	@ PIT	SD
<b><u>FIRST DOWNS</u></b>																
Total	15	28	23													
Rushing	1	6	8													
Passing	11	18	14													
Penalty	3	4	1													
<b><u>THIRD DOWNS</u></b>																
Attempts	1	11	9													
Converted	12	16	16													
Percentage	8.3%	68.8%	56.3%													
<b><u>TOT. OFFENSE</u></b>																
Net Yards	245	380	342													
Plays	56	75	71													
Avg./Play	4.4	5.1	4.8													
<b><u>RUSHING</u></b>																
Net Yards	67	133	174													
Rush. Att.	17	31	41													
Avg./Att.	3.9	4.3	4.2													
<b><u>PASSING</u></b>																
Net Yards	178	247	168													
Attempts	35	42	25													
Completions	19	26	19													
Intercepted	3	0	0													
Gross Yards	202	255	186													
Sacked	4.0	2.0	5.0													
Yards Lost	24	8	18													
<b><u>ADVANCES</u></b>																
Rushes	17	31	41													
Completions	19	26	19													
Totals	36	57	60													
<b><u>PENALTIES</u></b>																
Number	3	7	4													
Yards	25	62	23													
<b><u>FUMBLES</u></b>																
Number	0	1	4													
Lost	0	0	2													
<b><u>SCORING</u></b>																
Points	10	17	34													
TD Rushing	0	2	2													
TD Passing	1	0	3													
TD KO Returns	0	0	0													
TD Punt Returns	0	0	0													
TD Sp. Teams	0	0	0													
TD Def. Returns	0	0	0													
FG Attempts	2	2	0													
FG Made	1	1	0													
Safety	0	0	0		</											

[illegible]



2014 CHIEFS INDIVIDUAL SINGLE-GAME HIGHS				
Passes Attempted	42	Alex Smith	at Denver	9/14
Passes Completed	26	Alex Smith	at Denver	9/14
Passing Yards	255	Alex Smith	at Denver	9/14
Touchdown Passes	3	Alex Smith	at Miami	9/21
Pass Receptions	7	Donnie Avery	vs. Tennessee	9/7
Receiving Yards	84	Donnie Avery	vs. Tennessee	9/7
Touchdown Receptions	2	Joe McKnight	at Miami	9/21
Rushing Yards	132	Knile Davis	at Miami	9/21
Rushing Attempts	32	Knile Davis	at Miami	9/21
Rushing Touchdowns	2	Knile Davis	at Denver	9/14
Yards From Scrimmage	132	Knile Davis	at Miami	9/21
Combined Net Yards	132	Knile Davis	at Miami	9/21
	132	Joe McKnight		
Interceptions Made	n/a			
INT Return Yards	n/a			
Sacks	2.0	Justin Houston	vs. Tennessee	9/7
Punts	5	Dustin Colquitt	vs. Tennessee	9/7
		Dustin Colquitt	at Miami	9/21
Punting Average	51.0	Dustin Colquitt	at Miami	9/21
Punt Returns	5	Frankie Hammond Jr.	at Miami	9/21
Punt Return Yards	100	Frankie Hammond Jr.	at Miami	9/21
Kickoff Returns	3	Joe McKnight	at Miami	9/21
Kickoff Return Yards	65	Joe McKnight	at Miami	9/21
Field Goals Attempted	2	Cairo Santos	vs. Tennessee	9/7
			at Denver	9/14
Field Goals Made	1	Cairo Santos	vs. Tennessee	9/7
			at Denver	9/14

2014 KANSAS CITY CHIEFS LONGEST PLAYS				
Run From Scrimmage	25	Knile Davis	at Denver	9/14
		Alex Smith	at Denver	9/14
Touchdown Run	21	Knile Davis	at Miami	9/21
Pass Reception	27	Travis Kelce	vs. Tennessee	9/7
Touchdown Reception	20	Travis Kelce	at Miami	9/21
Interception Return	n/a			
Punt Return	47	Frankie Hammond Jr.	at Miami	9/21
Kickoff Return	37	Frankie Hammond Jr.	at Denver	9/14
Punt	64	Dustin Colquitt	at Miami	9/21
Field Goal	45	Cairo Santos	at Denver	9/14

2014 OPPONENTS INDIVIDUAL SINGLE-GAME HIGHS				
Passes Attempted	43	Ryan Tannehill	at Miami	9/21
Passes Completed	22	Jake Locker	vs. Tennessee	9/7
Passing Yards	266	Jake Locker	vs. Tennessee	9/7
Touchdown Passes	3	Peyton Manning	at Denver	9/14
Pass Receptions	8	Emmanuel Sanders	at Denver	9/14
Receiving Yards	108	Emmanuel Sanders	at Denver	9/14
Touchdown Receptions	1	Kendall Wright	vs. Tennessee	9/7
		Delanie Walker	vs. Tennessee	9/7
		Demaryius Thomas	at Denver	9/14
		Julius Thomas	at Denver	9/14
		Jacob Tamme	at Denver	9/14
		Brian Hartline	at Miami	9/21
Rushing Yards	108	Lamar Miller	at Miami	9/21
Rushing Attempts	15	Shonn Greene	vs. Tennessee	9/7
		Lamar Miller	at Miami	9/21
Rushing Touchdowns	n/a			
Yards From Scrimmage	132	Lamar Miller	at Miami	9/21
Combined Net Yards	209	Jarvis Landry	at Miami	9/21
Interceptions Made	2	Jason McCourty	vs. Tennessee	9/7
INT Return Yards	12	Michael Griffin	vs. Tennessee	9/7
Sacks	1.5	Jelani Jenkins	at Miami	9/21
Punting Average	50.7	Brett Kern	vs. Tennessee	9/7
Punt Returns	3	Jarvis Landry	at Miami	9/21
Punt Return Yards	11	Jarvis Landry	at Miami	9/21
Kickoff Returns	5	Jarvis Landry	at Miami	9/21
Kickoff Return Yards	174	Jarvis Landry	at Miami	9/21
Field Goals Attempted	4	Ryan Succop	vs. Tennessee	9/7
Field Goals Made	4	Ryan Succop	vs. Tennessee	9/7

2014 OPPONENTS LONGEST PLAYS				
Run From Scrimmage	24	Lamar Miller	at Miami	9/21
Touchdown Run	n/a			
Pass Reception	48	Emmanuel Sanders	at Denver	9/14
Touchdown Reception	12	Demaryius Thomas	at Denver	9/14
Interception Return	12	Michael Griffin	vs. Tennessee	9/7
Punt Return	9	Jarvis Landry	at Miami	9/21
Kickoff Return	74	Jarvis Landry	at Miami	9/21
Punt	63	Brett Kern	vs. Tennessee	9/7
Field Goal	51	Caleb Sturgis	at Miami	9/21

2014 KANSAS CITY CHIEFS BIG YARDAGE GAMES							
100-Yard Pass Receivers							
Date	Opponent	Player	Rec.	Yds.	Avg.	LG	TD
100-Yard Rushers							
Date	Opponent	Player	Att.	Yds.	Avg.	LG	TD
9/21	at Miami	Knile Davis	32	132	4.1	21	1
300-Yard Passers							
Date	Opponent	Player	Att.	Comp.	Yds.	LG	TD

2014 OPPONENTS BIG YARDAGE GAMES							
100-Yard Pass Receivers							
Date	Opponent	Player	Rec.	Yds.	Avg.	LG	TD
9/14	at Denver	Emmanuel Sanders	8	108	13.5	48	0
100-Yard Rushers							
Date	Opponent	Player	Att.	Yds.	Avg.	LG	TD
9/21	at Miami	Lamar Miller	15	108	7.2	24	0
300-Yard Passers							
Date	Opponent	Player	Att.	Comp.	Yds.	LG	TD





2014 KANSAS CITY CHIEFS WEEK-BY-WEEK NFL RANKINGS									
OFFENSE						DEFENSE			
Date	Opponent	Total	Rush	Pass	*Points Scored	Total	Rush	Pass	*Points Allowed
9/7	TENNESSEE	30	27	25	30	24	26	19	21
9/14	@ Denver	26	22	18	30T	29	28	25	23
9/21	@ Miami	23T	13	26	22T	19	23	11T	13T
9/29	NEW ENGLAND								
10/5	@ San Francisco								
10/12	BYE								
10/19	@ San Diego								
10/26	ST. LOUIS								
11/2	NY JETS								
11/9	@ Buffalo								
11/16	SEATTLE								
11/20	@ Oakland								
11/30	DENVER								
12/7	@ Arizona								
12/14	OAKLAND								
12/21	@ Pittsburgh								
12/28	SAN DIEGO								

\* Includes return scores

CHIEFS RECORD IN 2014 WHEN. . .			
At home:	0-1	Producing individual 100-yard rusher:	1-0
On the road:	1-1	Allowing individual 100-yard rusher:	1-0
In September:	1-2	Producing individual 300-yard passer:	0-0
In October:	0-0	Allowing individual 300-yard passer:	0-0
In November:	0-0	Producing individual 100-yard receiver:	0-0
In December/January:	0-0	Allowing individual 100-yard receiver:	0-1
Scoring First:	1-1	**Producing an ind. 100.0-rating passer:	1-0
Opponent Scores First:	0-1	**Allowing an ind. 100.0-rating passer:	0-2
Leading at halftime:	1-0		
Trailing at halftime:	0-2	Team scores 21 points or more:	1-0
Tied at halftime:	0-0	Team scores fewer than 21 points:	0-2
Leading after three quarters:	1-0	Opponent scores 21 points or more:	0-2
Trailing after three quarters:	0-2	Opponent scores fewer than 21 points:	1-0
Tied after three quarters:	0-0		
		Outdoors:	1-2
Positive turnover ratio:	0-0	Indoors:	0-0
Negative turnover ratio:	1-1	Day games:	1-2
Turnover ratio +2 or more:	0-0	Night games:	0-0
Turnover ratio +1:	0-0	Natural grass:	1-2
Turnover ratio even:	0-1	Artificial surface:	0-0
Turnover ratio -1:	0-0		
Turnover ratio -2 or more:	1-1	Vs. teams with winning record at time:	0-1
		Vs. teams with losing record at time:	0-0
		Vs. teams with .500 record at time:	1-1

*\*\*Need minimum of 20 attempts to qualify*

## 2014 CHIEFS INDIVIDUAL GAME-BY-GAME STATS

PASSING:		SMITH												
Date	Opp.	Att.	Cmp.	Yds.	Cmp%	Yds/Att.	Yds/Comp.	TD	TD%	INT	INT%	LG	Sack/Lost	Rating
9/7	TENNESSEE	35	19	202	54.3%	5.77	10.63	1	2.9%	3	8.6%	27	4/24	45.2
9/14	@ Denver	42	26	255	61.9%	6.07	9.81	0	0.0%	0	0.0%	24	2/8	79.0
9/21	@ Miami	25	19	186	76.0%	7.44	9.79	3	12.0%	0	0.0%	26	5/18	136.0
9/29	NEW ENGLAND													
10/5	@ San Francisco													
10/19	@ San Diego													
10/26	ST. LOUIS													
11/2	NY JETS													
11/9	@ Buffalo													
11/16	SEATTLE													
11/20	@ Oakland													
11/30	DENVER													
12/7	@ Arizona													
12/14	OAKLAND													
12/21	@ Pittsburgh													
12/28	SAN DIEGO													
TOTALS		102	64	643	62.7%	6.30	10.05	4	3.9%	3	2.9%	27	11/50	81.5

PASSING:		DANIEL												
Date	Opp.	Att.	Cmp.	Yds.	Cmp%	Yds/Att.	Yds/Comp.	TD	TD%	INT	INT%	LG	Sack/Lost	Rating
9/7	TENNESSEE	Active/Did Not Play												
9/14	@ Denver	Active/Did Not Play												
9/21	@ Miami	Active/Did Not Play												
9/29	NEW ENGLAND													
10/5	@ San Francisco													
10/19	@ San Diego													
10/26	ST. LOUIS													
11/2	NY JETS													
11/9	@ Buffalo													
11/16	SEATTLE													
11/20	@ Oakland													
11/30	DENVER													
12/7	@ Arizona													
12/14	OAKLAND													
12/21	@ Pittsburgh													
12/28	SAN DIEGO													
TOTALS		0	0	0	0.0%	0.00	0.00	0	0.0%	0	0.0%	0	0	0.0

PASSING:		MURRAY												
Date	Opp.	Att.	Cmp.	Yds.	Cmp%	Yds/Att.	Yds/Comp.	TD	TD%	INT	INT%	LG	Sack/Lost	Rating
9/7	TENNESSEE	Inactive												
9/14	@ Denver	Inactive												
9/21	@ Miami	Inactive												
9/29	NEW ENGLAND													
10/5	@ San Francisco													
10/19	@ San Diego													
10/26	ST. LOUIS													
11/2	NY JETS													
11/9	@ Buffalo													
11/16	SEATTLE													
11/20	@ Oakland													
11/30	DENVER													
12/7	@ Arizona													
12/14	OAKLAND													
12/21	@ Pittsburgh													
12/28	SAN DIEGO													
TOTALS														



[illegible]

RECEIVING:		THOMAS					WILSON				
Date	Opp.	No.	Yds.	Avg.	LG	TD	No.	Yds.	Avg.	LG	TD
9/7	TENNESSEE						0	0	0.0	-	0
9/14	@ Denver										
9/21	@ Miami										
9/29	NEW ENGLAND										
10/5	@ San Francisco										
10/19	@ San Diego										
10/26	ST. LOUIS										
11/2	NY JETS										
11/9	@ Buffalo										
11/16	SEATTLE										
11/20	@ Oakland										
11/30	DENVER										
12/7	@ Arizona										
12/14	OAKLAND										
12/21	@ Pittsburgh										
12/28	SAN DIEGO										
TOTALS		0	0	0.0	-	0	0	0	0.0	-	0

PUNT RETURNS:		HAMMOND JR.						THOMAS					
Date	Opp.	No.	Yds.	Avg.	LG	FC	TD	No.	Yds.	Avg.	LG	FC	TD
9/7	TENNESSEE	4	47	11.8	30	2	0						
9/14	@ Denver	2	2	1.0	3	1	0						
9/21	@ Miami	5	100	20.0	47	0	0						
9/29	NEW ENGLAND												
10/5	@ San Francisco												
10/19	@ San Diego												
10/26	ST. LOUIS												
11/2	NY JETS												
11/9	@ Buffalo												
11/16	SEATTLE												
11/20	@ Oakland												
11/30	DENVER												
12/7	@ Arizona												
12/14	OAKLAND												
12/21	@ Pittsburgh												
12/28	SAN DIEGO												
TOTALS		11	149	13.5	47	3	0	0	0	0.0	-	0	0

KICKOFF RETURNS:		DAVIS						GRAY						HAMMOND JR.					
Date	Opp.	No.	Yds.	Avg.	LG	FC	TD	No.	Yds.	Avg.	LG	FC	TD	No.	Yds.	Avg.	LG	FC	TD
9/7	TENNESSEE	2	57	28.5	32	0	0	1	0	0.0	0	0	0	0	0	0.0	-	0	0
9/14	@ Denver	0	0	0.0	-	0	0	0	0	0.0	-	0	0	1	37	37.0	37	0	0
9/21	@ Miami	0	0	0.0	-	0	0	0	0	0.0	-	0	0	0	0	0.0	-	0	0
9/29	NEW ENGLAND																		
10/5	@ San Francisco																		
10/19	@ San Diego																		
10/26	ST. LOUIS																		
11/2	NY JETS																		
11/9	@ Buffalo																		
11/16	SEATTLE																		
11/20	@ Oakland																		
11/30	DENVER																		
12/7	@ Arizona																		
12/14	OAKLAND																		
12/21	@ Pittsburgh																		
12/28	SAN DIEGO																		
TOTALS		2	57	28.5	32	0	0	1	0	0.0	0	0	0	1	37	0.0	37	0	0

KICKOFF RETURNS:		MCKNIGHT					
Date	Opp.	No.	Yds.	Avg.	LG	FC	TD
9/7	TENNESSEE	0	0	0.0	-	0	0
9/14	@ Denver	0	0	0.0	-	0	0
9/21	@ Miami	3	65	21.7	25	0	0
9/29	NEW ENGLAND						
10/5	@ San Francisco						
10/19	@ San Diego						
10/26	ST. LOUIS						
11/2	NY JETS						
11/9	@ Buffalo						
11/16	SEATTLE						
11/20	@ Oakland						
11/30	DENVER						
12/7	@ Arizona						
12/14	OAKLAND						
12/21	@ Pittsburgh						
12/28	SAN DIEGO						
TOTALS		3	65	21.7	25	0	0

PUNTING:		COLQUITT							
Date	Opp.	No.	Yds.	Avg.	TB	In 20	LG	Net	Bk
9/7	TENNESSEE	5	213	42.6	0	2	52	43.0	0
9/14	@ Denver	2	80	40.0	0	2	40	40.0	0
9/21	@ Miami	5	255	51.0	0	2	64	48.8	0
9/29	NEW ENGLAND								
10/5	@ San Francisco								
10/19	@ San Diego								
10/26	ST. LOUIS								
11/2	NY JETS								
11/9	@ Buffalo								
11/16	SEATTLE								
11/20	@ Oakland								
11/30	DENVER								
12/7	@ Arizona								
12/14	OAKLAND								
12/21	@ Pittsburgh								
12/28	SAN DIEGO								
TOTALS		12	648	46.7	0	6	64	44.9	0

FIELD GOALS:		SANTOS					
Date	Opp.	0-19	20-29	30-39	40-49	50+	TOTAL
9/7	TENNESSEE	0-0	0-0	1-1	0-1	0-0	1-2
9/14	@ Denver	0-0	0-0	0-1	1-1	0-0	1-2
9/21	@ Miami	0-0	0-0	0-0	0-0	0-0	0-0
9/29	NEW ENGLAND						
10/5	@ San Francisco						
10/19	@ San Diego						
10/26	ST. LOUIS						
11/2	NY JETS						
11/9	@ Buffalo						
11/16	SEATTLE						
11/20	@ Oakland						
11/30	DENVER						
12/7	@ Arizona						
12/14	OAKLAND						
12/21	@ Pittsburgh						
12/28	SAN DIEGO						
TOTALS		0-0	0-0	1-2	1-2	0-0	2-4

## 2014 CHIEFS INDIVIDUAL DEFENSIVE GAME-BY-GAME STATS

		ABDULLAH										BAILEY										BERRY										
Date	Opp.	Tkl	Asst	Tot	TFL	Sck	INT	FR	FF	Pr	PD	Tkl	Asst	Tot	TFL	Sck	INT	FR	FF	Pr	PD	Tkl	Asst	Tot	TFL	Sck	INT	FR	FF	Pr	PD	
9/7	TENNESSEE	3	0	3	0	0.0	0	0	0	1	0	2	0	2	1	1.0	0	0	0	2	0		14	1	15	0	0.0	0	0	0	1	1
9/14	@ Denver	1	0	1	0	0.0	0	0	0	0	0	0	0	0	0	0.0	0	0	0	0	0		0	0	0	0	0.0	0	0	0	0	0
9/21	@ Miami	5	0	5	0	0.0	0	0	0	0	1	1	2	3	1	0.0	0	0	0	0	1		Inactive/Ankle									
9/29	NEW ENGLAND																															
10/5	@ San Francisco																															
10/19	@ San Diego																															
10/26	ST. LOUIS																															
11/2	NY JETS																															
11/9	@ Buffalo																															
11/16	SEATTLE																															
11/20	@ Oakland																															
11/30	DENVER																															
12/7	@ Arizona																															
12/14	OAKLAND																															
12/21	@ Pittsburgh																															
12/28	SAN DIEGO																															
TOTALS		9	0	9	0	0.0	0	0	0	1	1	3	2	5	2	1.0	0	0	0	2	1		14	1	15	0	0.0	0	0	0	1	1

		COOPER										COLEMAN										DEVITO										
Date	Opp.	Tkl	Asst	Tot	TFL	Sck	INT	FR	FF	Pr	PD	Tkl	Asst	Tot	TFL	Sck	INT	FR	FF	Pr	PD	Tkl	Asst	Tot	TFL	Sck	INT	FR	FF	Pr	PD	
9/7	TENNESSEE	Inactive/Hamstring										Inactive										0 1 1 0 0.0 0 0 0 0 0 0 1										
9/14	@ Denver	5	0	5	0	0.0	0	0	0	0	2	0	0	0	0	0.0	0	0	0	0	0	0	Injured Reserve									
9/21	@ Miami	6	0	6	0	0.0	0	0	0	0	0	3	0	3	0	0.0	0	0	0	0	0	0	Injured Reserve									
9/29	NEW ENGLAND																															
10/5	@ San Francisco																															
10/19	@ San Diego																															
10/26	ST. LOUIS																															
11/2	NY JETS																															
11/9	@ Buffalo																															
11/16	SEATTLE																															
11/20	@ Oakland																															
11/30	DENVER																															
12/7	@ Arizona																															
12/14	OAKLAND																															
12/21	@ Pittsburgh																															
12/28	SAN DIEGO																															
TOTALS		11	0	11	0	0.0	0	0	0	0	2	3	0	3	0	0.0	0	0	0	0	0	0	0	1	1	0	0.0	0	0	0	0	1

Date	Opp.	FORD										GAINES										HALL										
		Tkl	Asst	Tot	TFL	Sck	INT	FR	FF	Pr	PD	Tkl	Asst	Tot	TFL	Sck	INT	FR	FF	Pr	PD	Tkl	Asst	Tot	TFL	Sck	INT	FR	FF	Pr	PD	
9/7	TENNESSEE	0	0	0	0	0.0	0	0	0	0	0	0	0	0	0	0	0	0	0	0	0	2	0	2	0	0	0	0	0	0	0	0
9/14	@ Denver	0	0	0	0	0.0	0	0	0	0	0	0	0	0	0	0	0	0	0	0	4	0	4	2	1.0	0	0	0	0	1	0	
9/21	@ Miami	0	0	0	0	0.0	0	0	0	0	1	0	0	0	0	0.0	0	0	0	0	0	4	1	5	1	1.0	0	0	0	1	0	0
9/29	NEW ENGLAND																															
10/5	@ San Francisco																															
10/19	@ San Diego																															
10/26	ST. LOUIS																															
11/2	NY JETS																															
11/9	@ Buffalo																															
11/16	SEATTLE																															
11/20	@ Oakland																															
11/30	DENVER																															
12/7	@ Arizona																															
12/14	OAKLAND																															
12/21	@ Pittsburgh																															
12/28	SAN DIEGO																															
TOTALS		0	0	0	0	0.0	0	0	0	0	1	0	0	0	0	0.0	0	0	0	0	0	10	1	11	3	2.0	0	0	1	1	0	0

Date	Opp.	HOUSTON										HOWARD										D. JOHNSON										
		Tkl	Asst	Tot	TFL	Sck	INT	FR	FF	Pr	PD	Tkl	Asst	Tot	TFL	Sck	INT	FR	FF	Pr	PD	Tkl	Asst	Tot	TFL	Sck	INT	FR	FF	Pr	PD	
9/7	TENNESSEE	3	0	3	2	2.0	0	0	0	2	0	0	0	0	0	0	0	0	0	0	0	4	0	4	0	0.0	0	0	0	0	0	0
9/14	@ Denver	1	1	2	0	0.0	0	0	0	0	0	1	1	2	0	0.0	0	0	0	0	0	Injured Reserve										
9/21	@ Miami	3	0	3	0	1.0	0	0	0	1	0	0	0	0	0	0	0	0	0	1	0	Injured Reserve										
9/29	NEW ENGLAND																															
10/5	@ San Francisco																															
10/19	@ San Diego																															
10/26	ST. LOUIS																															
11/2	NY JETS																															
11/9	@ Buffalo																															
11/16	SEATTLE																															
11/20	@ Oakland																															
11/30	DENVER																															
12/7	@ Arizona																															
12/14	OAKLAND																															
12/21	@ Pittsburgh																															
12/28	SAN DIEGO																															
TOTALS		7	1	8	2	3.0	0	0	0	3	0	1	1	2	0	0.0	0	0	0	1	0	4	0	4	0	0.0	0	0	0	0	0	0







## 2014 KANSAS CITY CHIEFS GAME-BY-GAME STARTERS

## OFFENSE

[illegible]

<i>DEFENSE</i>	
1	1
2	2
3	3
4	4
5	5
6	6
7	7
8	8
9	9
10	10
11	11
12	12
13	13
14	14
15	15
16	16
17	17
18	18
19	19
20	20
21	21
22	22
23	23
24	24
25	25
26	26
27	27
28	28
29	29
30	30
31	31
32	32
33	33
34	34
35	35
36	36
37	37
38	38
39	39
40	40
41	41
42	42
43	43
44	44
45	45
46	46
47	47
48	48
49	49
50	50
51	51
52	52
53	53
54	54
55	55
56	56
57	57
58	58
59	59
60	60
61	61
62	62
63	63
64	64
65	65
66	66
67	67
68	68
69	69
70	70
71	71
72	72
73	73
74	74
75	75
76	76
77	77
78	78
79	79
80	80
81	81
82	82
83	83
84	84
85	85
86	86
87	87
88	88
89	89
90	90
91	91
92	92
93	93
94	94
95	95
96	96
97	97
98	98
99	99
100	100

[illegible]



2014 KANSAS CITY CHIEFS CAPTAINS				
Date	Opponent			
9/7	TENNESSEE	Eric Berry Jamaal Charles	Dustin Colquitt Derrick Johnson	Alex Smith
9/14	@ Denver	Dwayne Bowe Tamba Hali	Josh Martin	
9/21	@ Miami	Anthony Fasano Junior Hemingway	Sean Smith	
9/29	NEW ENGLAND			
10/5	@ San Francisco			
10/19	@ San Diego			
10/26	ST. LOUIS			
11/2	NY JETS			
11/9	@ Buffalo			
11/16	SEATTLE			
11/20	@ Oakland			
11/30	DENVER			
12/7	@ Arizona			
12/14	OAKLAND			
12/21	@ Pittsburgh			
12/28	SAN DIEGO			

2014 KANSAS CITY CHIEFS INACTIVES			
Date	Opponent	Players	
9/7	TENNESSEE	Kurt Coleman Marcus Cooper Laurent Duvernay-Tardif Eric Kush	Aaron Murray Damion Square De'Anthony Thomas
9/14	@ Denver	Laurent Duvernay-Tardif Jamell Fleming Joe McKnight Aaron Murray	Damion Square De'Anthony Thomas Albert Wilson
9/21	@ Miami	Eric Berry Jamaal Charles Laurent Duvernay-Tardif Aaron Murray	Damion Square De'Anthony Thomas Albert Wilson
9/29	NEW ENGLAND		
10/5	@ San Francisco		
10/19	@ San Diego		
10/26	ST. LOUIS		
11/2	NY JETS		
11/9	@ Buffalo		
11/16	SEATTLE		
11/20	@ Oakland		
11/30	DENVER		
12/7	@ Arizona		
12/14	OAKLAND		
12/21	@ Pittsburgh		
12/28	SAN DIEGO		

# 2014 TURNOVER CHART

DEFENSIVE TAKEAWAYS					
Date	Opponent	Takeaway	Qtr.	Yd-Line	Result
9/7	TENNESSEE	None			
9/14	@ Denver	None			
9/21	@ Miami	None			
9/29	NEW ENGLAND				
10/5	@ San Francisco				
10/19	@ San Diego				
10/26	ST. LOUIS				
11/2	NY JETS				
11/9	@ Buffalo				
11/16	SEATTLE				
11/20	@ Oakland				
11/30	DENVER				
12/7	@ Arizona				
12/14	OAKLAND				
12/21	@ Pittsburgh				
12/28	SAN DIEGO				

OFFENSIVE GIVEAWAYS					
Date	Opponent	Giveaway	Qtr.	Yd-Line	Result
9/7	TENNESSEE	Jason McCourty INT (Alex Smith)	2	KC - 42	FG
		Jason McCourty INT (Alex Smith)	3	TEN - 43	FG
		Michael Griffin INT (Alex Smith)	4	TEN - 30	End of Game
9/14	@ Denver	None			
9/21	@ Miami	Jared Odrick FF (Alex Smith)	3	KC - 19	TD
		Brent Grimes FF (Knile Davis)	4	MIA - 33	Downs
9/29	NEW ENGLAND				
10/5	@ San Francisco				
10/19	@ San Diego				
10/26	ST. LOUIS				
11/2	NY JETS				
11/9	@ Buffalo				
11/16	SEATTLE				
11/20	@ Oakland				
11/30	DENVER				
12/7	@ Arizona				
12/14	OAKLAND				
12/21	@ Pittsburgh				
12/28	SAN DIEGO				

SPECIAL TEAMS/MISC. TAKEAWAYS					
Date	Opponent	Takeaway	Qtr.	Yd-Line	Result

SPECIAL TEAMS/MISC. GIVEAWAYS					
Date	Opponent	Giveaway	Qtr.	Yd-Line	Result

Offense:	5 Giveaways 13 Points (1 TD, 2 FGs)	Ratio - 5 (0 takes, 5 gives)
Defense:	0 Takeaways 0 Points	Points Off Turnovers Ratio - 13 (0 scored, 13 allowed)
Special Teams:	0 Giveaways 0 Points	
Special Teams:	0 Giveaways 0 Points	

2014 TAKEAWAY/GIVEAWAY CHART							
Date	Opponent	KC +/- Ratio	KC Takes	Points Off Takes	KC Gives	Points Off Gives	Points Off TO Ratio
9/7	TENNESSEE	-3	0 (0 FUM, 0 INT)	0	3 (0 FUM, 3 INT)	6	- 6
9/14	@ Denver	0	0 (0 FUM, 0 INT)	0	0 (0 FUM, 0 INT)	0	0
9/21	@ Miami	-2	0 (0 FUM, 0 INT)	0	2 (2 FUM, 0 INT)	7	-7
9/29	NEW ENGLAND						
10/5	@ San Francisco						
10/19	@ San Diego						
10/26	ST. LOUIS						
11/2	NY JETS						
11/9	@ Buffalo						
11/16	SEATTLE						
11/20	@ Oakland						
11/30	DENVER						
12/7	@ Arizona						
12/14	OAKLAND						
12/21	@ Pittsburgh						
12/28	SAN DIEGO						
	TOTALS	-5	0 (0 FUM, 0 INT)	0	5 (2 FUM, 3 INT)	13	-13



INSIDE THE 20			
Date	Opponent	Offense	Defense
9/7	TENNESSEE	FG - 35 yards TD - Pass	TD - Pass FG - 36 yards FG - 31 yards TD - Pass
9/14	@ Denver	TD - Run Missed FG TD - Run Turnover on Downs	TD - Pass TD - Pass TD - Pass FG - 20 yards
9/21	@ Miami	TD - Pass TD - Pass TD - Run	FG - 22 yards TD - Pass
9/29	NEW ENGLAND		
10/5	@ San Francisco		
10/19	@ San Diego		
10/26	ST. LOUIS		
11/2	NY JETS		
11/9	@ Buffalo		
11/16	SEATTLE		
11/20	@ Oakland		
11/30	DENVER		
12/7	@ Arizona		
12/14	OAKLAND		
12/21	@ Pittsburgh		
12/28	SAN DIEGO		

INSIDE THE 20		
Possessions	9	10
Scores	7	10
Touchdowns	6	6
Field Goals	1	4
Total Points in 20	44	54
Fumbles	0	0
Interceptions	0	0
Missed Field Goals	1	0
Lost on Downs	1	0
End of Half/Game	0	0
TDs Outside 20	2	0

GOAL TO GO SITUATIONS			
Date	Opponent	Offense	Defense
9/7	TENNESSEE	TD - Pass	TD - Pass
9/14	@ Denver	TD - Run Missed FG TD - Run Turnover on Downs	TD - Pass TD - Pass FG - 20 yards
9/21	@ Miami	TD - Pass	TD - Pass
9/29	NEW ENGLAND		
10/5	@ San Francisco		
10/19	@ San Diego		
10/26	ST. LOUIS		
11/2	NY JETS		
11/9	@ Buffalo		
11/16	SEATTLE		
11/20	@ Oakland		
11/30	DENVER		
12/7	@ Arizona		
12/14	OAKLAND		
12/21	@ Pittsburgh		
12/28	SAN DIEGO		

Goal-To-Go Situations	6	5
Scores	4	5
Touchdowns	4	4
Field Goals	0	1
Total Points	27	31
Fumbles	0	0
Interceptions	0	0
Missed Field Goals	1	0
Lost on Downs	1	0
End of Half/Game	0	0

BIG RUN PLAYS (10+ YARDS)					
Date	Opponent	Chiefs Player	Yds	Opp. Player	Yds
9/7	TENNESSEE	Alex Smith	17	Shonn Greene Leon Washington Bishop Sankey Shonn Greene	18 16 12 10
9/14	@ Denver	Knile Davis Alex Smith Knile Davis Alex Smith	25 25 19 10	Montee Ball Montee Ball C.J. Anderson C.J. Anderson	23 17 13 12
9/21	@ Miami	Knile Davis Knile Davis Knile Davis Alex Smith Knile Davis	21 17 15 13 11	Lamar Miller Lamar Miller Lamar Miller Lamar Miller Lamar Miller Daniel Thomas	24 20 17 13 10 10
9/29	NEW ENGLAND				
10/5	@ San Francisco				
10/19	@ San Diego				
10/26	ST. LOUIS				
11/2	NY JETS				
11/9	@ Buffalo				
11/16	SEATTLE				
11/20	@ Oakland				
11/30	DENVER				
12/7	@ Arizona				
12/14	OAKLAND				
12/21	@ Pittsburgh				
12/28	SAN DIEGO				
	TOTALS	10-173 (17.3), 1 TDs		14-215 (15.4), 0 TDs	

BIG PASS PLAYS (20+ YARDS)					
Date	Opponent	Chiefs Players	Yds	Opp. Players	Yds
9/7	TENNESSEE	Smith - Kelce Smith - Avery Smith - Hammond Jr.	27 25 22	Locker - Hunter	39
9/14	@ Denver	Smith - Kelce Smith - Fasano Smith - Bowe Smith - Kelce Smith - Kelce	24 22 21 20 20	Manning - Sanders Manning - D. Thomas	48 21
9/21	@ Miami	Smith - McKnight <b>Smith - Kelce</b>	26 <b>20</b>	Tannehill - Wallace Tannehill - D. Thomas	30 21
9/29	NEW ENGLAND				
10/5	@ San Francisco				
10/19	@ San Diego				
10/26	ST. LOUIS				
11/2	NY JETS				
11/9	@ Buffalo				
11/16	SEATTLE				
11/20	@ Oakland				
11/30	DENVER				
12/7	@ Arizona				
12/14	OAKLAND				
12/21	@ Pittsburgh				
12/28	SAN DIEGO				
	TOTALS	10-227 (22.7), 1 TDs		5-159 (31.8), 0 TDs	



# 2014 ADVANCES CHART

## KANSAS CITY ADVANCES

Date	Opp.	Rushes	Completions	Advances	Outcome
9/7	TENNESSEE	17	19	36	L 10-26
9/14	@ Denver	31	26	57	L 17-24
9/21	@ Miami	41	19	60	W 34-15
9/29	NEW ENGLAND				
10/5	@ San Francisco				
10/19	@ San Diego				
10/26	ST. LOUIS				
11/2	NY JETS				
11/9	@ Buffalo				
11/16	SEATTLE				
11/20	@ Oakland				
11/30	DENVER				
12/7	@ Arizona				
12/14	OAKLAND				
12/21	@ Pittsburgh				
12/28	SAN DIEGO				
<b>TOTALS</b>		<b>89</b>	<b>64</b>	<b>153</b>	

## OPPONENT ADVANCES

Date	Opponent	Rushes	Completions	Advances	Outcome
9/7	TENNESSEE	38	22	60	L 10-26
9/14	@ Denver	19	21	40	L 17-24
9/21	@ Miami	20	21	41	W 34-15
9/29	NEW ENGLAND				
10/5	@ San Francisco				
10/19	@ San Diego				
10/26	ST. LOUIS				
11/2	NY JETS				
11/9	@ Buffalo				
11/16	SEATTLE				
11/20	@ Oakland				
11/30	DENVER				
12/7	@ Arizona				
12/14	OAKLAND				
12/21	@ Pittsburgh				
12/28	SAN DIEGO				
<b>TOTALS</b>		<b>77</b>	<b>64</b>	<b>141</b>	

## Chiefs Record When:

Having 45 or more advances:	1-1
Having 50 or more advances:	1-1
Having less than 45 advances:	0-1
Having less than 50 advances:	0-1
Allowing 45 or more advances:	0-1
Allowing 50 or more advances:	0-1
Allowing less than 45 advances:	1-1
Allowing less than 50 advances:	1-1

**NOTE:** Advances equal to all rushing attempts plus completions.

2014 KANSAS CITY CHIEFS SCORING DRIVES								
Date	Opp	Acquired	Drive Start	Plays	Yards	Time	First Downs	Scoring Play
9/7	TEN	Punt	KC 19	8	64	4:18	3	Santos 35-yard FG
		Kickoff	KC 17	10	83	2:30	6	Fasano 5-yard pass from Smith
9/14	@ DEN	Punt	KC 40	6	33	2:21	2	Santos 46-yard FG
		Punt	KC 34	10	66	4:32	5	Davis 2-yard run
		Punt	KC 10	14	90	7:42	6	Davis 4-yard run
9/21	@ MIA	Missed FG	KC 38	6	62	3:14	4	Davis 21-yard run
		Punt	KC 24	8	76	2:42	3	Kelce 20-yard pass from Smith
		Kickoff	KC 34	10	66	5:31	5	McKnight 11-yard pass from Smith
		Punt	MIA 44	9	44	4:39	4	McKnight 4-yard pass from Smith
		Downs	MIA 36	6	36	1:48	2	Gray 6-yard run
9/29	NE							
10/5	@ SF							
10/19	@ SD							
10/26	STL							
11/2	NYJ							
11/9	@ BUF							
11/16	SEA							
11/20	@ OAK							
11/30	DEN							
12/7	@ ARI							
12/14	OAK							
12/21	@ PIT							
12/28	SD							
	AVG			8.7	62.0	3:56	4.0	
	TOTALS			87	620	39:17	40	



2014 KANSAS CITY CHIEFS OPPONENTS SCORING DRIVES								
Date	Opp	Acquired	Drive Start	Plays	Yards	Time	First Downs	Scoring Play
9/7	TEN	Missed FG	TEN 38	11	62	6:30	5	Walker 5-yard pass from Locker
		Interception	KC 42	4	24	0:25	2	Succop 36-yard FG
		Kickoff	TEN 20	9	80	4:34	4	Wright 6-yard pass from Locker
		Interception	TEN 43	9	45	3:45	3	Succop 31-yard FG
		Downs	KC 44	7	16	3:47	1	Succop 46-yard FG
		Kickoff	TEN 20	10	51	5:19	4	Succop 47-yard FG
9/14	@ DEN	Kickoff	DEN 20	7	80	3:41	4	J. Thomas 4-yard pass from Manning
		Kickoff	DEN 25	7	75	3:13	6	Tamme 4-yard pass from Manning
		Punt	DEN 12	11	88	4:26	5	D. Thomas 12-yard pass from Manning
		Kickoff	KC 46	7	44	3:44	2	McManus 20-yard FG
9/21	@ MIA	Kickoff	MIA 22	8	74	1:35	4	Sturgis 22-yard FG
		Fumble	KC 19	4	19	1:21	2	Hartline 1-yard pass from Tannehill
		Kickoff	KC 33	4	0	0:42	0	Sturgis 51-yard FG
9/29	NE							
10/5	@ SF							
10/19	@ SD							
10/26	STL							
11/2	NYJ							
11/9	@ BUF							
11/16	SEA							
11/20	@ OAK							
11/30	DEN							
12/7	@ ARI							
12/14	OAK							
12/21	@ PIT							
12/28	SD							
	AVG			7.5	50.6	3:19	3.2	
	TOTALS			98	658	43:02	42	



# **THE LAST TIME**

## **(Regular Season Games)**

### **PUNT RETURN FOR TOUCHDOWN**

**By K.C.** Dexter McCluster..... 74 yds., at Washington ..... 12/8/13  
**By Opp.** Travis Benjamin..... 93 yds., at Cleveland ..... 12/9/12

### **KICKOFF RETURN FOR TOUCHDOWN**

**By K.C.** Quintin Demps..... 95 yds., at Washington ..... 12/8/13  
**By Opp.** Jacoby Ford ..... 94 yds., OAKLAND..... 11/7/10

### **INTERCEPTION RETURN FOR TOUCHDOWN**

**By K.C.** Eric Berry ..... 47 yds., at Oakland..... 12/15/13  
**By Opp.** Darius Butler ..... 32 yds., INDIANAPOLIS ..... 12/23/12

### **FUMBLE RETURN FOR TOUCHDOWN**

**By K.C.** Tamba Hali..... 11 yds., at Buffalo..... 11/3/13  
**By Opp.** Shaun Phillips..... 0 yds., at San Diego ..... 11/1/12

### **TWO-SACK GAME**

**By K.C.** Justin Houston..... TENNESSEE ..... 9/7/14  
**By Opp.** DeMarcus Ware ..... DALLAS..... 9/15/13

### **THREE-SACK GAME**

**By K.C.** Justin Houston (4.5) ..... at Philadelphia ..... 9/19/13  
**By Opp.** Mario Haggan..... at Denver ..... 11/14/10

### **TWO-INTERCEPTION GAME**

**By K.C.** Eric Berry ..... at Oakland ..... 12/15/13  
**By Opp.** Jason McCourty ..... TENNESSEE ..... 9/7/14

### **SHUTOUT**

**By K.C.** Kansas City 28, Oakland 0 ..... at Oakland ..... 10/23/11  
**By Opp.** Oakland 15, Kansas City 0 ..... at Oakland ..... 12/16/12

### **SAFETY**

**By K.C.** Justin Houston (sacked QB Drew Brees) ... at New Orleans ..... 9/23/12  
**By Opp.** J. Jenkins and R. Starks (sacked QB Alex Smith) ..... at Miami ..... 9/21/14

### **MADE TWO-POINT CONVERSION**

**By K.C.** Cassel-to-Charles..... at Jacksonville ..... 11/8/09  
**By Opp.** Rivers-to-Brinkley ..... SAN DIEGO ..... 10/31/11

### **FAILED TWO-POINT CONVERSION**

**By K.C.** Alex Smith pass..... at Miami ..... 9/21/14  
**By Opp.** Michael Vick pass..... at Philadelphia..... 9/19/13

### **THREE RUSHING TOUCHDOWNS**

**By K.C.** Larry Johnson (1, 2, 12) ..... JACKSONVILLE..... 12/31/06  
**By Opp.** Jerome Harrison (71, 8, 28) ..... CLEVELAND ..... 12/20/09

### **THREE TOUCHDOWN PASSES**

**By K.C.** Alex Smith (20, 11, 4)..... at Miami ..... 9/21/14  
**By Opp.** Peyton Manning (4, 4, 12) ..... at Denver ..... 9/14/14

### **FOUR TOUCHDOWN PASSES**

**By K.C.** Alex Smith (5) (49, 39, 16, 71, 6)..... at Oakland ..... 12/15/13  
**By Opp.** Peyton Manning (5) (41, 3, 37, 15, 1)..... DENVER ..... 12/1/13

### **TWO RECEIVING TOUCHDOWNS**

**By K.C.** Joe McKnight (11, 4) ..... at Miami ..... 9/21/14  
**By Opp.** Eric Decker (4) (41, 37, 15, 1) ..... DENVER ..... 12/1/13

### **THREE RECEIVING TOUCHDOWNS**

**By K.C.** Jamaal Charles (4) (49, 39, 16, 71)..... at Oakland ..... 12/15/13  
**By Opp.** Eric Decker (4) (41, 37, 15, 1) ..... DENVER ..... 12/1/13

**100 YARDS RUSHING**

<b>By K.C.</b>	Knile Davis .....	132 yds. on 32 carries, at Miami.....	9/21/14
<b>By Opp.</b>	Lamar Miller .....	108 yds. on 15 carries, at Miami.....	9/21/14

**100 YARDS RECEIVING**

<b>By K.C.</b>	Jamaal Charles .....	195 yds. on 8 recs., at Oakland.....	12/15/13
<b>By Opp.</b>	Emmanuel Sanders.....	108 yds. on 8 recs., at Denver.....	9/14/14

**300 YARDS PASSING**

<b>By K.C.</b>	Matt Cassel .....	301 yds. (23 of 42), at Buffalo .....	9/16/12
<b>By Opp.</b>	Philip Rivers .....	392 yds. (27 of 39), SAN DIEGO.....	11/24/13

**400 YARDS PASSING**

<b>By K.C.</b>	Matt Cassel .....	469 yds. (33 of 53), at Denver .....	11/14/10
<b>By Opp.</b>	Peyton Manning .....	403 yds. (22 of 35), DENVER.....	12/1/13

**100-YARD RUSHER AND 300-YARD PASSER**

<b>By K.C.</b>	Jamaal Charles (154) and Matt Cassel (331), CLEVELAND.....	12/20/09
<b>By Opp.</b>	Montee Ball (117) and Peyton Manning (403), DENVER .....	12/1/13

**100-YARD RECEIVER AND 300-YARD PASSER**

<b>By K.C.</b>	Dwayne Bowe (102) and Matt Cassel (301), at Buffalo.....	9/16/12
<b>By Opp.</b>	Eric Decker (174)/Demaryius Thomas (106) and Peyton Manning (403), DENVER .....	12/1/13

**100-YARD RUSHER, 300-YARD PASSER, 100-YARD RECEIVER**

<b>By K.C.</b>	Jamaal Charles (154), Matt Cassel (331) and Chris Chambers (114), CLEVELAND.....	12/20/09
<b>By Opp.</b>	Montee Ball (117), Eric Decker (174)/Demaryius Thomas (106) and Peyton Manning (403), DENVER .....	12/1/13

**TWO 100-YARD RECEIVERS**

<b>By K.C.</b>	Eddie Kennison (117) and Tony Gonzalez (105), at Cleveland.....	12/3/06
<b>By Opp.</b>	Eric Decker (174) and Demaryius Thomas (106), DENVER .....	12/1/13

**PUNT BLOCKED**

<b>By K.C.</b>	Shaun Draughn (Michael Koenen punter), at Tampa Bay.....	10/14/12
<b>By Opp.</b>	J.T. Thomas (Dustin Colquitt punter), at Jacksonville .....	9/8/13

**BLOCKED PUNT RETURNED FOR A TOUCHDOWN**

<b>By K.C.</b>	Jon McGraw (Jon McGraw recovered in end zone) (Sam Koch punter), at Baltimore.....	9/13/09
<b>By Opp.</b>	Kennard Cox (Earl Thomas return, 10 yds.) (Dustin Colquitt punter), at Seattle .....	11/28/10

**MADE FIELD GOAL OF 50 YARDS OR LONGER**

<b>By K.C.</b>	Ryan Succop (51 yards), NY GIANTS.....	9/29/13
<b>By Opp.</b>	Caleb Sturgis (51 yards), at Miami .....	9/21/14

**FIELD GOAL BLOCKED**

<b>By K.C.</b>	Jared Allen (Adam Vinatieri, 49 yards), at Indianapolis .....	11/18/07
<b>By Opp.</b>	Orlando Scandrick (Ryan Succop, 57 yards), DALLAS.....	9/15/13

**MISSED PAT**

<b>By K.C.</b>	Lawrence Tynes (hit right upright), SAN DIEGO .....	10/22/06
<b>By Opp.</b>	Martin Gramatica (wide left), at Tampa Bay .....	11/7/04

**BLOCKED FIELD GOAL RETURNED FOR A TOUCHDOWN**

<b>By K.C.</b>	Kevin Ross (Jim Breech, 28 yds.), at Cincinnati.....	12/6/87
<b>By Opp.</b>	Has Never Happened	

**50 POINTS**

<b>By K.C.</b>	Kansas City 56, Oakland 31 .....	at Oakland .....	12/15/13
<b>By Opp.</b>	Buffalo 54, Kansas City 31 .....	BUFFALO.....	11/23/08

**40 POINTS**

<b>By K.C.</b>	Kansas City 56, Oakland 31 .....	at Oakland .....	12/15/13
<b>By Opp.</b>	San Diego 41, Kansas City 38 .....	SAN DIEGO .....	11/24/13

**OVERTIME WIN: (Chiefs 14-19-2 in OT)**

<b>By K.C.</b>	Kansas City 27, New Orleans 24.....	at New Orleans.....	9/23/12
<b>By Opp.</b>	San Diego 27, Kansas City 24 .....	at San Diego.....	12/29/13
<b>Tie</b>	Kansas City 10, Cleveland 10 .....	at Cleveland .....	11/19/89



**CHIEFS**

***LAST WEEK'S GAMEBOOKS***

# National Football League Game Summary

NFL Copyright © 2014 by The National Football League. All rights reserved. This summary and play-by-play is for the express purpose of assisting media in their coverage of the game; any other use of this material is prohibited without the written permission of the National Football League. Updated: 9/22/2014

Date: Sunday, 9/21/2014

Kansas City Chiefs at Miami Dolphins

Start Time: 4:25 PM EDT

at Sun Life Stadium, Miami Gardens, Fla.

Game Day Weather

Game Weather: CloudyTemp: 88° F (31.1° C) Humidity: 56%, Wind: ESE 4 mph

Played Natural Grass on Turf:Outdoor Weather: Cloudy,

Officials

Referee: Triplette, Jeff (42)Umpire: Hannah, Butch (40)Head Linesman: McGrath, John (5)

Line Judge: Bergman, Jeff (32)Side Judge: Cheek, Boris (41)Field Judge: Kemp, Alex (55)

Back Judge: Freeman, Steve (133)Replay Official: Wimmer, Mike ()

Lineups

Kansas City Chiefs				Miami Dolphins			
Offense		Defense		Offense		Defense	
WR 82	D.Bowe	LDE 99	V.Walker	WR 82	B.Hartline	LE 91	C.Wake
LT 72	E.Fisher	NT 92	D.Poe	LT 71	B.Albert	DT 94	R.Starks
LG 75	M.McGlynn	RDE 97	A.Bailey	LG 67	D.Colledge	DT 98	J.Odrick
C 61	R.Hudson	LOLB 50	J.Houston	C 64	S.Satele	RE 50	O.Vernon
RG 73	Z.Fulton	LILB 90	J.Mauga	RG 63	D.Thomas	LB 52	P.Wheeler
RT 68	R.Harris	RILB 52	J.Johnson	RT 70	J.James	LB 93	J.Trusnik
TE 84	D.Harris	ROLB 91	T.Hali	TE 42	C.Clay	LB 53	J.Jenkins
TE 80	A.Fasano	LCB 31	M.Cooper	WR 11	M.Wallace	CB 21	B.Grimes
TE 87	T.Kelce	RCB 21	S.Smith	QB 17	R.Tannehill	CB 24	C.Finnegan
QB 11	A.Smith	SS 38	R.Parker	RB 26	L.Miller	S 25	L.Delmas
RB 34	K.Davis	FS 39	H.Abdullah	WR 10	B.Gibson	S 27	J.Wilson

Substitutions

P 2 D.Colquitt, K 5 C.Santos, WR 15 A.Jenkins, WR 17 D.Avery, CB 20 C.Owens, RB 22 J.McKnight, CB 23 P.Gaines, S 24 K.McCray, S 27 K.Coleman, S 30 J.Fleming, RB 32 C.Gray, FB 42 A.Sherman, LS 43 T.Gafford, LB 51 F.Zombo, LB 55 D.Ford, LB 59 J.Franklin, T 74 J.Linkenbach, WR 85 F.Hammond, WR 88 J.Hemingway, DT 94 K.Vickerson, LB/DE 95 J.Martin, DT 96 J.Howard

Substitutions

P 2 B.Fields, K 9 C.Sturgis, WR 14 J.Landry, WR 18 R.Matthews, CB 22 J.Taylor, CB 29 W.Davis, RB 30 DanielThomas, S 31 M.Thomas, RB 32 O.Darkwa, S 33 B.Ross, RB 34 D.Williams, CB 35 W.Aikens, LB 56 J.Freeny, LB 58 C.McCain, T 74 J.Fox, G 75 N.Garner, DT 76 A.Johnson, DE 79 D.Shelby, TE 80 D.Sims, TE 89 G.Hoskins, DT 90 E.Mitchell, LS 92 J.Denney, LB 97 K.Sheppard

Did Not Play

QB 10 C.Daniel, C 64 E.Kush

Did Not Play

QB 8 M.Moore

Not Active

QB 7 A.Murray, WR 12 A.Wilson, RB/ST 13 D.Thomas, RB 25 J.Charles, S 29 E.Berry, OL 76 L.Duvernay-Tardif, DE 98 D.Square

Not Active

RB 28 K.Moreno, C 51 M.Pouncey, LB 55 K.Misi, LB 57 J.Tripp, G 66 S.Smith, G 77 B.Turner, DE 78 T.Fede

Field Goals (made ( ) & missed)							
		C.Sturgis		48WL (22) (51)			
		1	2	3	4	OT	Total
VISITOR:	Kansas City Chiefs	0	14	7	13	0	34
HOME:	Miami Dolphins	0	3	12	0	0	15

Scoring Plays					Visitor	Home
Team	Qtr	Time	Play Description (Extra Point) (Drive Info)			
Chiefs	2	6:38	K.Davis 21 yd. run (C.Santos kick) (6-62, 3:14)		7	0
Chiefs	2	1:35	T.Kelce 20 yd. pass from A.Smith (C.Santos kick) (8-76, 2:42)		14	0
Dolphins	2	0:00	C.Sturgis 22 yd. Field Goal (8-74, 1:35)		14	3
Dolphins	3	12:07	B.Hartline 1 yd. pass from R.Tannehill (C.Sturgis kick) (4-19, 1:21)		14	10
Chiefs	3	6:36	J.McKnight 11 yd. pass from A.Smith (C.Santos kick) (10-66, 5:31)		21	10
Dolphins	3	5:54	C.Sturgis 51 yd. Field Goal (4-0, 0:42)		21	13
Dolphins	3	2:38	A.Smith sacked in end zone by R.Starks, J.Jenkins for a Safety		21	15
Chiefs	4	4:35	J.McKnight 4 yd. pass from A.Smith (pass failed) (9-44, 4:39)		27	15
Chiefs	4	0:13	C.Gray 6 yd. run (C.Santos kick) (6-36, 1:48)		34	15



# National Football League Game Summary

NFL Copyright © 2014 by The National Football League. All rights reserved. This summary and play-by-play is for the express purpose of assisting media in their coverage of the game; any other use of this material is prohibited without the written permission of the National Football League.

Updated: 9/22/2014

Paid Attendance: 70,313

Time: 3:01

# Final Individual Statistics

## Kansas City Chiefs

RUSHING	ATT	YDS	AVG	LG	TD
K.Davis	32	132	4.1	21	1
C.Gray	4	18	4.5	6	1
A.Smith	2	17	8.5	13	0
A.Sherman	1	4	4.0	4	0
J.McKnight	1	3	3.0	3	0
A.Jenkins	1	0	0.0	0	0
Total	41	174	4.2	21	2

PASSING	ATT	CMP	YDS	SK/YD	TD	LG	IN	RT
A.Smith	25	19	186	5/18	3	26	0	136.0
Total	25	19	186	5/18	3	26	0	136.0

PASS RECEIVING	TAR	REC	YDS	AVG	LG	TD
J.McKnight	7	6	64	10.7	26	2
T.Kelce	4	3	36	12.0	20	1
D.Bowe	5	3	32	10.7	16	0
A.Fasano	2	2	23	11.5	13	0
J.Hemingway	2	2	18	9.0	12	0
D.Avery	3	2	12	6.0	9	0
A.Sherman	1	1	1	1.0	1	0
K.Davis	1	0	0	0.0	0	0
Total	25	19	186	9.8	26	3

INTERCEPTIONS	NO	YDS	AVG	LG	TD
Total	0	0	0	0	0

PUNTING	NO	YDS	AVG	NET	TB	IN20	LG
D.Colquitt	5	255	51.0	48.8	0	2	64
Total	5	255	51.0	48.8	0	2	64

PUNT RETURNS	NO	YDS	AVG	FC	LG	TD
F.Hammond	5	100	20.0	0	47	0
[DOWNED]	2	0	0.0	0	0	0
Total	5	100	20.0	0	47	0

KICKOFF RETURNS	NO	YDS	AVG	FC	LG	TD
J.McKnight	3	65	21.7	0	25	0
Total	3	65	21.7	0	25	0

## Kansas City Chiefs

FUMBLES	FUM	LOST	OWN-REC	YDS	TD	FORCED	OPP-REC	YDS	TD	OUT-BDS
K.Davis	2	1	1	0	0	0	0	0	0	0
A.Smith	1	1	0	0	0	0	0	0	0	0
A.Jenkins	1	0	0	-15	0	0	0	0	0	1
T.Hali	0	0	0	0	0	1	0	0	0	0
Total	4	2	1	-15	0	1	0	0	0	1

## Miami Dolphins

FUMBLES	FUM	LOST	OWN-REC	YDS	TD	FORCED	OPP-REC	YDS	TD	OUT-BDS
R.Tannehill	1	0	1	0	0	0	0	0	0	0
B.Grimes	0	0	0	0	0	1	0	0	0	0
J.Jenkins	0	0	0	0	0	1	0	0	0	0
J.Odrick	0	0	0	0	0	1	0	0	0	0
D.Shelby	0	0	0	0	0	0	1	0	0	0
J.Trusnik	0	0	0	0	0	0	1	0	0	0

## Miami Dolphins

RUSHING	ATT	YDS	AVG	LG	TD
L.Miller	15	108	7.2	24	0
DanielThomas	2	15	7.5	10	0
M.Wallace	1	12	12.0	12	0
R.Tannehill	1	9	9.0	9	0
D.Williams	1	-3	-3.0	-3	0
Total	20	141	7.1	24	0

PASSING	ATT	CMP	YDS	SK/YD	TD	LG	IN	RT
R.Tannehill	43	21	205	4/14	1	30	0	70.4
Total	43	21	205	4/14	1	30	0	70.4

PASS RECEIVING	TAR	REC	YDS	AVG	LG	TD
M.Wallace	12	5	74	14.8	30	0
L.Miller	5	4	24	6.0	15	0
B.Hartline	7	3	25	8.3	15	1
J.Landry	7	3	24	8.0	16	0
C.Clay	4	3	21	7.0	8	0
DanielThomas	2	1	21	21.0	21	0
R.Matthews	1	1	13	13.0	13	0
B.Gibson	4	1	3	3.0	3	0
D.Sims	1	0	0	0.0	0	0
Total	43	21	205	9.8	30	1

INTERCEPTIONS	NO	YDS	AVG	LG	TD
Total	0	0	0	0	0

PUNTING	NO	YDS	AVG	NET	TB	IN20	LG
B.Fields	7	327	46.7	32.4	0	3	60
Total	7	327	46.7	32.4	0	3	60

PUNT RETURNS	NO	YDS	AVG	FC	LG	TD
J.Landry	3	11	3.7	0	9	0
[DOWNED]	2	0	0.0	0	0	0
Total	3	11	3.7	0	9	0

KICKOFF RETURNS	NO	YDS	AVG	FC	LG	TD
J.Landry	5	174	34.8	0	74	0
D.Williams	1	25	25.0	0	25	0
N.Garner	1	13	13.0	0	13	0
Total	7	212	30.3	0	74	0

Final Individual Statistics

Total	1	0	1	0	0	3	2	0	0	0
-------	---	---	---	---	---	---	---	---	---	---

## Final Team Statistics

	Visitor Chiefs	Home Dolphins
TOTAL FIRST DOWNS	23	18
By Rushing	8	6
By Passing	14	12
By Penalty	1	0
THIRD DOWN EFFICIENCY	9-16-56%	4-15-27%
FOURTH DOWN EFFICIENCY	1-1-100%	0-2-0%
TOTAL NET YARDS	342	332
Total Offensive Plays (inc. times thrown passing)	71	67
Average gain per offensive play	4.8	5.0
NET YARDS RUSHING	174	141
Total Rushing Plays	41	20
Average gain per rushing play	4.2	7.1
Tackles for a loss-number and yards	3-6	1-3
NET YARDS PASSING	168	191
Times thrown - yards lost attempting to pass	5-18	4-14
Gross yards passing	186	205
PASS ATTEMPTS-COMPLETIONS-HAD INTERCEPTED	25-19-0	43-21-0
Avg gain per pass play (inc.# thrown passing)	5.6	4.1
KICKOFFS Number-In End Zone-Touchbacks	7-4-0	3-2-0
PUNTS Number and Average	5-51.0	7-46.7
Had Blocked	0	0
FGs - PATs Had Blocked	0-0	0-0
Net Punting Average	48.8	32.4
TOTAL RETURN YARDAGE (Not Including Kickoffs)	100	11
No. and Yards Punt Returns	5-100	3-11
No. and Yards Kickoff Returns	3-65	7-212
No. and Yards Interception Returns	0-0	0-0
PENALTIES Number and Yards	4-23	6-65
FUMBLES Number and Lost	4-2	1-0
TOUCHDOWNS	5	1
Rushing	2	0
Passing	3	1
EXTRA POINTS Made-Attempts	4-5	1-1
Kicking Made-Attempts	4-4	1-1
Passing Made-Attempts	0-1	0-0
FIELD GOALS Made-Attempts	0-0	2-3
RED ZONE EFFICIENCY	3-3-100%	1-2-50%
GOAL TO GO EFFICIENCY	1-1-100%	1-1-100%
SAFETIES	0	1
FINAL SCORE	34	15
TIME OF POSSESSION	33:42	26:18



# Ball Possession And Drive Chart

## Kansas City Chiefs

#	Time Recd	Time Lost	Time Poss	How Ball Obtained	Drive Began	# Play	Yds Gain	Yds Pen	Net Yds	1st Down	Last Scrm	How Given Up
1	11:19	8:18	3:01	Punt	KC 2	7	18	15	33	3	KC 35	Punt
2	5:06	3:43	1:23	Punt	KC 24	3	-8	0	-8	0	KC 16	Punt
3	1:59	12:21	4:38	Punt	KC 44	7	8	0	8	1	MIA 48	Punt
4	9:52	6:38	3:14	Missed FG	KC 38	6	62	0	62	4	MIA 21	Touchdown
5	4:17	1:35	2:42	Punt	KC 24	8	76	0	76	3	MIA 20	Touchdown
6	15:00	13:28	1:32	Kickoff	KC 18	3	1	0	1	0	KC 20	Fumble
7	12:07	6:36	5:31	Kickoff	KC 34	10	66	0	66	5	* MIA 11	Touchdown
8	5:54	4:12	1:42	Kickoff	KC 7	3	2	0	2	0	KC 9	Punt
9	2:42	2:38	0:04	Punt	KC 1	1	-1	0	-1	0	KC 1	Safety
10	0:59	12:44	3:15	Punt	KC 3	6	24	0	24	1	KC 27	Punt
11	9:14	4:35	4:39	Punt	MIA 44	9	44	0	44	4	* MIA 4	Touchdown
12	3:05	2:52	0:13	Downs	MIA 32	2	-1	0	-1	0	MIA 34	Fumble
13	2:01	0:13	1:48	Downs	MIA 36	6	36	0	36	2	* MIA 6	Touchdown

(383) Average KC 29

## Miami Dolphins

#	Time Recd	Time Lost	Time Poss	How Ball Obtained	Drive Began	# Play	Yds Gain	Yds Pen	Net Yds	1st Down	Last Scrm	How Given Up
1	15:00	11:19	3:41	Kickoff	MIA 39	6	20	0	20	1	KC 41	Punt
2	8:18	5:06	3:12	Punt	MIA 4	7	33	-10	23	2	MIA 27	Punt
3	3:43	1:59	1:44	Punt	MIA 29	4	17	0	17	1	MIA 46	Punt
4	12:21	9:52	2:29	Punt	MIA 17	6	53	0	53	2	KC 30	Missed FG
5	6:38	4:17	2:21	Kickoff	MIA 25	5	13	0	13	1	MIA 38	Punt
6	1:35	0:00	1:35	Kickoff	MIA 22	8	74	0	74	4	* KC 4	Field Goal
7	13:28	12:07	1:21	Fumble	KC 19	4	14	5	19	2	* KC 1	Touchdown
8	6:36	5:54	0:42	Kickoff	KC 33	4	0	0	0	0	KC 33	Field Goal
9	4:12	2:42	1:30	Punt	MIA 34	3	6	0	6	0	MIA 40	Punt
10	2:38	0:59	1:39	Kickoff	MIA 24	4	29	0	29	1	KC 47	Punt
11	12:44	9:14	3:30	Punt	MIA 33	6	17	0	17	1	KC 50	Punt
12	4:35	3:05	1:30	Kickoff	MIA 15	8	27	-10	17	2	MIA 32	Downs
13	2:52	2:01	0:51	Fumble	MIA 28	4	19	-10	9	0	MIA 37	Downs
14	0:13	0:00	0:13	Kickoff	MIA 35	1	10	0	10	1	MIA 35	End of Game

(453) Average MIA 32

\* inside opponent's 20

Time of Possession by Quarter		1st	2nd	3rd	4th	OT	Total
Visitor	Kansas City Chiefs	6:23	8:35	9:48	8:56		33:42
Home	Miami Dolphins	8:37	6:25	5:12	6:04		26:18
Kickoff Drive No.-Start Average		Chiefs: 3 - KC 20		Dolphins: 7 - MIA 32			

## Final Defensive Statistics

Kansas City Chiefs	Regular Defensive Plays												Special Teams					Misc			
	TKL	AST	COMB	SK	/ YDS	TFL	Q	IN	PD	FF	FR		TKL	AST	FF	FR	BL	TKL	AST	FF	FR
M.Cooper	6	0	6	0	0	0	0	0	0	0	0		0	0	0	0	0	0	0	0	0
H.Abdullah	5	0	5	0	0	0	0	0	1	0	0		0	0	0	0	0	0	0	0	0
J.Mauga	5	0	5	0	0	0	0	0	0	0	0		0	0	0	0	0	0	0	0	0
T.Hali	4	1	5	1	8	1	0	0	0	1	0		0	0	0	0	0	0	0	0	0
D.Poe	3	1	4	1.5	4.5	1	2	0	1	0	0		0	0	0	0	0	0	0	0	0
J.Johnson	3	1	4	0	0	0	0	0	0	0	0		0	0	0	0	0	0	0	0	0
J.Houston	3	0	3	1	0	0	2	0	1	0	0		0	0	0	0	0	0	0	0	0
S.Smith	3	0	3	0	0	0	0	0	1	0	0		0	0	0	0	0	0	0	0	0
K.Coleman	3	0	3	0	0	0	0	0	0	0	0		0	0	0	0	0	0	0	0	0
A.Bailey	1	2	3	0	0	1	0	0	1	0	0		0	0	0	0	0	0	0	0	0
R.Parker	2	0	2	0	0	0	0	0	0	0	0		0	0	0	0	0	0	0	0	0
C.Owens	1	1	2	0.5	1.5	0	1	0	2	0	0		1	0	0	0	0	0	0	0	0
K.Vickerson	1	0	1	0	0	0	0	0	0	0	0		0	0	0	0	0	0	0	0	0
V.Walker	1	0	1	0	0	0	0	0	0	0	0		0	0	0	0	0	0	0	0	0
J.Howard	0	0	0	0	0	0	1	0	0	0	0		0	0	0	0	0	0	0	0	0
D.Ford	0	0	0	0	0	0	0	0	1	0	0		0	0	0	0	0	0	0	0	0
F.Zombo	0	0	0	0	0	0	0	0	0	0	0		2	0	0	0	0	0	0	0	0
P.Gaines	0	0	0	0	0	0	0	0	0	0	0		2	0	0	0	0	0	0	0	0
K.McCray	0	0	0	0	0	0	0	0	0	0	0		2	0	0	0	0	0	0	0	0
J.McKnight	0	0	0	0	0	0	0	0	0	0	0		1	0	0	0	0	0	0	0	0
J.Martin	0	0	0	0	0	0	0	0	0	0	0		1	0	0	0	0	0	0	0	0
J.Franklin	0	0	0	0	0	0	0	0	0	0	0		1	0	0	0	0	0	0	0	0
R.Harris	0	0	0	0	0	0	0	0	0	0	0		0	0	0	0	0	1	0	0	0
E.Fisher	0	0	0	0	0	0	0	0	0	0	0		0	0	0	0	0	1	0	0	0
K.Davis	0	0	0	0	0	0	0	0	0	0	0		0	0	0	0	0	0	0	0	1
Total	41	6	47	4	14	3	6	0	8	1	0		10	0	0	0	0	2	0	0	1

TKL = Tackle AST = Assist COMB = Combined QH=QB Hit IN = Interception PD = Pass Defense FF = Forced Fumble FR = Fumble Recovery

Kansas City Chiefs vs Miami Dolphins  
9/21/2014 at Sun Life Stadium

# Final Defensive Statistics

Miami Dolphins		Regular Defensive Plays											Special Teams					Misc			
	TKL	AST	COMB	SK	/ YDS	TFL	QH	IN	PD	FF	FR		TKL	AST	FF	FR	BL	TKL	AST	FF	FR
J.Jenkins	10	4	14	1.5	8.5	1	2	0	0	1	0		1	0	0	0	0	0	0	0	0
J.Trusnik	7	2	9	0	0	0	0	0	0	0	1		0	0	0	0	0	0	0	0	0
J.Wilson	6	1	7	0	0	0	0	0	0	0	0		0	0	0	0	0	0	0	0	0
B.Grimes	6	0	6	0	0	0	0	0	0	1	0		0	0	0	0	0	0	0	0	0
P.Wheeler	6	0	6	0	0	1	0	0	0	0	0		0	0	0	0	0	0	0	0	0
C.Finnegan	5	0	5	0	0	0	0	0	1	0	0		0	0	0	0	0	0	0	0	0
L.Delmas	3	0	3	0	0	0	0	0	0	0	0		0	0	0	0	0	0	0	0	0
O.Vernon	2	1	3	1	3	1	1	0	0	0	0		0	0	0	0	0	0	0	0	0
E.Mitchell	2	1	3	0	0	1	0	0	0	0	0		0	0	0	0	0	0	0	0	0
C.Wake	2	0	2	0	0	1	0	0	0	0	0		0	0	0	0	0	0	0	0	0
R.Starks	1	1	2	0.5	0.5	0	1	0	0	0	0		0	0	0	0	0	0	0	0	0
D.Shelby	1	0	1	1	5	1	1	0	0	0	1		0	0	0	0	0	0	0	0	0
J.Odrick	1	0	1	1	1	0	0	0	0	1	0		0	0	0	0	0	0	0	0	0
W.Davis	1	0	1	0	0	0	0	0	0	0	0		0	0	0	0	0	0	0	0	0
M.Thomas	0	0	0	0	0	0	0	0	0	0	0		2	0	0	0	0	0	0	0	0
J.Freeny	0	0	0	0	0	0	0	0	0	0	0		1	1	0	0	0	0	0	0	0
W.Aikens	0	0	0	0	0	0	0	0	0	0	0		1	0	0	0	0	0	0	0	0
C.Sturgis	0	0	0	0	0	0	0	0	0	0	0		1	0	0	0	0	0	0	0	0
B.Fields	0	0	0	0	0	0	0	0	0	0	0		1	0	0	0	0	0	0	0	0
K.Sheppard	0	0	0	0	0	0	0	0	0	0	0		0	1	0	0	0	0	0	0	0
R.Tannehill	0	0	0	0	0	0	0	0	0	0	0		0	0	0	0	0	0	0	0	1
Total	53	10	63	5	18	6	5	0	1	3	2		7	2	0	0	0	0	0	0	1

First Half Summary

PERIOD SCORES			TIME OF POSSESSION		
Chiefs	0	14 = 14	Chiefs	14:58	
Dolphins	0	3 = 3	Dolphins	15:02	

Scoring Plays						Visitor	Home
Team	Qtr	Time	Play Description (Extra Point) (Drive Info)				
Chiefs	2	6:38	K.Davis 21 yd. run (C.Santos kick) (6-62, 3:14)			7	0
Chiefs	2	1:35	T.Kelce 20 yd. pass from A.Smith (C.Santos kick) (8-76, 2:42)			14	0
Dolphins	2	0:00	C.Sturgis 22 yd. Field Goal (8-74, 1:35)			14	3

	Kansas City Chiefs	Miami Dolphins
TOTAL FIRST DOWNS	11	11
First Downs Rushing-Passing-by Penalty	3 - 7 - 1	3 - 8 - 0
THIRD DOWN EFFICIENCY	3-7-43%	2-7-29%
TOTAL NET YARDS	171	210
Total Offensive Plays	31	34
NET YARDS RUSHING	75	73
NET YARDS PASSING	96	137
Gross Yards Passing	112	148
Times thrown-yards lost attempting to pass	3-16	2-11
Pass Attempts-Completions-Had Intercepted	11 - 8 - 0	21 - 12 - 0
Punts-Number and Average	3 - 53	4 - 44.3
Penalties-Number and Yards	1 - 10	2 - 25
Fumbles-Number and Lost	1 - 0	1 - 0
Red Zone Efficiency	0-0-0%	0-1-0%
Average Drive Start	KC 26	MIA 23

Kansas City Chiefs										Miami Dolphins									
RUSHING						RUSHING													
	ATT	YDS	AVG	LG	TD		ATT	YDS	AVG	LG	TD								
K.Davis	14	69	4.9	21	1	L.Miller	7	50	7.1	20	0								
C.Gray	1	3	3.0	3	0	M.Wallace	1	12	12.0	12	0								
J.McKnight	1	3	3.0	3	0	R.Tannehill	1	9	9.0	9	0								
A.Jenkins	1	0	0.0	0	0	DanielThomas	1	5	5.0	5	0								
						D.Williams	1	-3	-3.0	-3	0								
Total	17	75	4.4	21	1	Total	11	73	6.6	20	0								
PASSING										PASSING									
	ATT	CMP	YDS	SK/YD	TD	LG	IN	RT		ATT	CMP	YDS	SK/YD	TD	LG	IN	RT		
A.Smith	11	8	112	3/16	1	26	0	135.4	R.Tannehill	21	12	148	2/11	0	30	0	79.1		
Total	11	8	112	3/16	1	26	0	135.4	Total	21	12	148	2/11	0	30	0	79.1		
PASS RECEIVING								PASS RECEIVING											
	TAR	REC	YDS	AVG	LG	TD		TAR	REC	YDS	AVG	LG	TD						
D.Bowe	3	3	32	10.7	16	0	M.Wallace	6	4	60	15.0	30	0						
J.McKnight	2	2	38	19.0	26	0	B.Hartline	4	2	24	12.0	15	0						
T.Kelce	2	1	20	20.0	20	1	J.Landry	3	2	20	10.0	16	0						
A.Fasano	1	1	13	13.0	13	0	L.Miller	3	2	20	10.0	15	0						
D.Avery	2	1	9	9.0	9	0	DanielThomas	1	1	21	21.0	21	0						
K.Davis	1	0	0	0.0	0	0	B.Gibson	3	1	3	3.0	3	0						
							C.Clay	1	0	0	0.0	0	0						
Total	11	8	112	14.0	26	1	Total	21	12	148	12.3	30	0						

Kansas City Chiefs	Regular Defensive Plays												Special Teams					Misc			
	TKL	AST	COMB	SK	/ YDS	TFL	Q	IN	PD	FF	FR	TKL	AST	FF	FR	BL	TKL	AST	FF	FR	
M.Cooper	4	0	4	0	0	0	0	0	0	0	0	0	0	0	0	0	0	0	0	0	
T.Hali	3	1	4	1	8	1	0	0	0	1	0	0	0	0	0	0	0	0	0	0	
J.Johnson	3	0	3	0	0	0	0	0	0	0	0	0	0	0	0	0	0	0	0	0	
K.Coleman	2	0	2	0	0	0	0	0	0	0	0	0	0	0	0	0	0	0	0	0	
Total	12	1	13	1	8	1	0	0	0	1	0	0	0	0	0	0	0	0	0	0	



First Half Summary

Miami Dolphins	Regular Defensive Plays												Special Teams					Misc			
	TKL	AST	COMB	SK	/ YDS	TFL	QH	IN	PD	FF	FR	TKL	AST	FF	FR	BL	TKL	AST	FF	FR	
J.Jenkins	3	2	5	1	8	1	1	0	0	0	0	1	0	0	0	0	0	0	0	0	
J.Wilson	3	1	4	0	0	0	0	0	0	0	0	0	0	0	0	0	0	0	0	0	
L.Delmas	3	0	3	0	0	0	0	0	0	0	0	0	0	0	0	0	0	0	0	0	
J.Trusnik	2	1	3	0	0	0	0	0	0	0	0	0	0	0	0	0	0	0	0	0	
Total	11	4	15	1	8	1	1	0	0	0	0	1	0	0	0	0	0	0	0	0	

## Play By Play

## First Quarter

9/21/2014

KC wins the coin toss and elects to defer. MIA elects to Receive, and KC elects to defend the west goal.

C.Santos kicks 66 yards from KC 35 to MIA -1. J.Landry to MIA 39 for 40 yards (J.McKnight).

Miami Dolphins at 15:00, (1st play from scrimmage 14:51)

1-10-MIA 39 (14:51) (Shotgun) R.Tannehill pass short right to M.Wallace to MIA 46 for 7 yards (M.Cooper).  
 2-3-MIA 46 (14:24) (Shotgun) L.Miller up the middle to MIA 46 for no gain (J.Houston).  
 3-3-MIA 46 (14:08) (Shotgun) R.Tannehill pass short middle to B.Hartline to KC 45 for 9 yards (M.Cooper).  
1-10-KC 45 (13:16) L.Miller right tackle to KC 42 for 3 yards (A.Bailey; T.Hali).  
 2-7-KC 42 (12:47) (Shotgun) R.Tannehill sacked at KC 45 for -3 yards (D.Poe).  
 3-10-KC 45 (12:05) (Shotgun) L.Miller up the middle to KC 41 for 4 yards (T.Hali).  
 4-6-KC 41 (11:26) (Punt formation) B.Fields punts 39 yards to KC 2, Center-J.Denney, downed by MIA-W.Davis.

P1

Kansas City Chiefs at 11:19

1-10-KC 2 (11:19) K.Davis left guard to KC 5 for 3 yards (P.Wheeler).  
 2-7-KC 5 (10:46) A.Smith pass incomplete short right to K.Davis.  
 Timeout #1 by KC at 10:40.  
 3-7-KC 5 (10:40) A.Smith pass short left to A.Fasano pushed ob at KC 18 for 13 yards (W.Davis).  
 PENALTY on MIA, Unsportsmanlike Conduct, 15 yards, enforced at KC 18.  
1-10-KC 33 (9:53) A.Smith pass short right to D.Bowe pushed ob at KC 44 for 11 yards (B.Grimes).  
1-10-KC 44 (9:43) A.Jenkins FUMBLES (Aborted) at KC 35, ball out of bounds at KC 29.  
 2-25-KC 29 (9:02) K.Davis up the middle to KC 35 for 6 yards (L.Delmas).  
 3-19-KC 35 (8:42) (Shotgun) A.Smith pass incomplete short left to D.Avery.  
 4-19-KC 35 (8:29) (Punt formation) D.Colquitt punts 64 yards to MIA 1, Center-T.Gafford. J.Landry to MIA 4 for 3 yards (C.Owens).

P1

X2

P3

Miami Dolphins at 8:18

1-10-MIA 4 (8:18) (Shotgun) L.Miller right guard to MIA 21 for 17 yards (R.Parker).  
1-10-MIA 21 (7:58) (Shotgun) R.Tannehill pass incomplete short right to M.Wallace.  
 2-10-MIA 21 (7:43) (Shotgun) R.Tannehill pass incomplete short middle to J.Landry.  
 3-10-MIA 21 (7:39) (Shotgun) R.Tannehill pass short left to B.Hartline to MIA 36 for 15 yards (J.Mauga).  
1-10-MIA 36 (7:06) (Shotgun) L.Miller left tackle to MIA 49 for 13 yards (S.Smith).  
 PENALTY on MIA-B.Albert, Offensive Holding, 10 yards, enforced at MIA 36 - No Play.  
 Penalty on MIA, Illegal Motion, declined.  
 1-20-MIA 26 (6:30) D.Williams left guard to MIA 23 for -3 yards (A.Bailey).  
 2-23-MIA 23 (5:56) (Shotgun) R.Tannehill pass incomplete short left to M.Wallace.  
 3-23-MIA 23 (5:54) R.Tannehill pass short left to J.Landry to MIA 27 for 4 yards (H.Abdullah).  
 4-19-MIA 27 (5:22) (Punt formation) B.Fields punts 44 yards to KC 29, Center-J.Denney. F.Hammond to KC 34 for 5 yards (J.Jenkins).  
 PENALTY on KC-C.Gray, Offensive Holding, 10 yards, enforced at KC 34.

R2

P3

Kansas City Chiefs at 5:06

1-10-KC 24 (5:06) A.Smith sacked at KC 19 for -5 yards (D.Shelby).  
 2-15-KC 19 (4:29) A.Smith pass incomplete short right to T.Kelce.  
 3-15-KC 19 (4:25) (Shotgun) A.Smith sacked at KC 16 for -3 yards (O.Vernon).  
 4-18-KC 16 (3:57) (Punt formation) D.Colquitt punts 64 yards to MIA 20, Center-T.Gafford. J.Landry to MIA 29 for 9 yards (J.Martin).

Miami Dolphins at 3:43

1-10-MIA 29 (3:43) (Shotgun) M.Wallace left end pushed ob at MIA 41 for 12 yards (S.Smith).  
1-10-MIA 41 (3:21) (Shotgun) R.Tannehill pass incomplete short right to B.Hartline [J.Howard].  
 2-10-MIA 41 (2:59) DanielThomas up the middle to MIA 46 for 5 yards (J.Johnson).  
 3-5-MIA 46 (2:17) (Shotgun) R.Tannehill pass incomplete short middle to B.Hartline (S.Smith).  
 4-5-MIA 46 (2:12) (Punt formation) B.Fields punts 44 yards to KC 10, Center-J.Denney. F.Hammond to KC 44 for 34 yards (M.Thomas).

R4

Kansas City Chiefs at 1:59

1-10-KC 44 (1:59) (Shotgun) K.Davis left tackle to KC 48 for 4 yards (L.Delmas).  
 2-6-KC 48 (1:21) (Shotgun) J.McKnight right tackle to MIA 49 for 3 yards (E.Mitchell).  
 3-3-MIA 49 (:39) (Shotgun) K.Davis left tackle to MIA 47 for 2 yards (O.Vernon).

Kansas City Chiefs vs Miami Dolphins at Sun Life Stadium

END OF QUARTER

	Score	Time Poss	First Downs				Efficiencies	
			R	P	X	T	3 Down	4 Down
Kansas City Chiefs	0	6:23	0	2	1	3	1/4	0/0
Miami Dolphins	0	8:37	2	2	0	4	2/5	0/0

Kansas City Chiefs continued.

4-1-MIA 47	(15:00) J.Linkenbach reported in as eligible. K.Davis up the middle to MIA 41 for 6 yards (L.Delmas).	R4
<u>1-10-MIA 41</u>	(14:27) K.Davis left tackle to MIA 44 for -3 yards (C.Wake).	
2-13-MIA 44	(13:47) K.Davis right tackle to MIA 40 for 4 yards (J.Trusnik).	
3-9-MIA 40	(13:11) (Shotgun) A.Smith sacked at MIA 48 for -8 yards (J.Jenkins).	
4-17-MIA 48	(12:40) (Punt formation) D.Colquitt punts 31 yards to MIA 17, Center-T.Gafford, downed by KC-J.Hemingway.	

Miami Dolphins at 12:21

1-10-MIA 17	(12:21) R.Tannehill pass deep left to M.Wallace to MIA 47 for 30 yards (J.Johnson).	P5
<u>1-10-MIA 47</u>	(11:47) (Shotgun) R.Tannehill pass short left to M.Wallace to KC 38 for 15 yards (S.Smith).	P6
<u>1-10-KC 38</u>	(11:14) L.Miller up the middle to KC 33 for 5 yards (J.Houston).	
2-5-KC 33	(10:44) R.Tannehill pass incomplete short left to B.Gibson.	
3-5-KC 33	(10:32) (Shotgun) R.Tannehill pass short right to B.Gibson to KC 30 for 3 yards (J.Mauga).	
4-2-KC 30	(9:57) C.Sturgis 48 yard field goal is No Good, Wide Left, Center-J.Denney, Holder-B.Fields.	

Kansas City Chiefs at 9:52

1-10-KC 38	(9:52) K.Davis left tackle to KC 38 for no gain (E.Mitchell; J.Jenkins).	
2-10-KC 38	(9:21) A.Smith pass short left to D.Bowe to MIA 46 for 16 yards (J.Wilson).	P5
<u>1-10-MIA 46</u>	(8:42) K.Davis left tackle to MIA 42 for 4 yards (J.Wilson).	
2-6-MIA 42	(8:06) A.Smith pass short left to D.Avery to MIA 33 for 9 yards (C.Finnegan).	P6
<u>1-10-MIA 33</u>	(7:30) (Shotgun) A.Smith pass short right to J.McKnight to MIA 21 for 12 yards (J.Wilson; J.Trusnik).	P7
<u>1-10-MIA 21</u>	(6:46) K.Davis right guard for 21 yards, TOUCHDOWN.	R8
	C.Santos extra point is GOOD, Center-T.Gafford, Holder-D.Colquitt.	

KC 7 MIA 0, 6 plays, 62 yards, 3:14 drive, 8:22 elapsed

C.Santos kicks 71 yards from KC 35 to MIA -6. J.Landry to MIA 25 for 31 yards (F.Zombo).

Miami Dolphins at 6:38, (1st play from scrimmage 6:30)

1-10-MIA 25	(6:30) (Shotgun) R.Tannehill pass incomplete short middle to L.Miller (D.Poe).	
2-10-MIA 25	(6:26) (Shotgun) L.Miller left guard to MIA 45 for 20 yards (R.Parker).	R7
<u>1-10-MIA 45</u>	(5:57) L.Miller left tackle to MIA 46 for 1 yard (J.Johnson).	
2-9-MIA 46	(5:17) R.Tannehill sacked at MIA 37 for -9 yards (T.Hali). FUMBLES (T.Hali), and recovers at MIA 38. R.Tannehill to MIA 38 for no gain (T.Hali).	
3-17-MIA 38	(4:35) (Shotgun) R.Tannehill pass incomplete short right to B.Gibson (D.Ford).	
4-17-MIA 38	(4:27) (Punt formation) B.Fields punts 50 yards to KC 12, Center-J.Denney. F.Hammond to KC 24 for 12 yards (M.Thomas).	

Kansas City Chiefs at 4:17

1-10-KC 24	(4:17) (Shotgun) K.Davis up the middle to KC 28 for 4 yards (O.Vernon; J.Jenkins).	
2-6-KC 28	(3:37) (Shotgun) A.Smith pass short middle to J.McKnight to MIA 46 for 26 yards (J.Jenkins).	P9
<u>1-10-MIA 46</u>	(2:55) K.Davis left end ran ob at MIA 45 for 1 yard (J.Jenkins).	
2-9-MIA 45	(2:22) K.Davis right guard to MIA 39 for 6 yards (P.Wheeler).	

Two-Minute Warning

3-3-MIA 39	(1:53) K.Davis right end to MIA 28 for 11 yards (J.Wilson).	R10
<u>1-10-MIA 28</u>	(1:50) C.Gray right guard to MIA 25 for 3 yards (J.Trusnik).	
	Timeout #1 by MIA at 01:47.	
2-7-MIA 25	(1:47) (Shotgun) A.Smith pass short right to D.Bowe to MIA 20 for 5 yards (B.Grimes).	
	Timeout #2 by MIA at 01:42.	
3-2-MIA 20	(1:42) (Shotgun) A.Smith pass short middle to T.Kelce for 20 yards, TOUCHDOWN.	P11
	C.Santos extra point is GOOD, Center-T.Gafford, Holder-D.Colquitt.	

KC 14 MIA 0, 8 plays, 76 yards, 2:42 drive, 13:25 elapsed

C.Santos kicks 68 yards from KC 35 to MIA -3. D.Williams to MIA 22 for 25 yards (J.Franklin).

Miami Dolphins at 1:35, (1st play from scrimmage 1:30)

1-10-MIA 22	(1:30) (Shotgun) R.Tannehill pass short middle to L.Miller ran ob at MIA 37 for 15 yards.	P8
<u>1-10-MIA 37</u>	(1:22) (Shotgun) R.Tannehill pass short right to L.Miller pushed ob at MIA 42 for 5 yards (M.Cooper).	
2-5-MIA 42	(1:18) (Shotgun) R.Tannehill pass short right to M.Wallace to KC 50 for 8 yards (M.Cooper).	P9
<u>1-10-KC 50</u>	(1:14) (Shotgun) R.Tannehill pass short middle to J.Landry to KC 34 for 16 yards (K.Coleman).	P10



Kansas City Chiefs vs Miami Dolphins at Sun Life Stadium

P11

1-10-KC 34 (:48) (No Huddle, Shotgun) R.Tannehill pass short right to DanielThomas to KC 13 for 21 yards (K.Coleman).  
1-10-KC 13 (:19) (No Huddle, Shotgun) R.Tannehill pass incomplete short left to C.Clay.  
 2-10-KC 13 (:12) (Shotgun) R.Tannehill up the middle to KC 4 for 9 yards (D.Poe).  
 Timeout #3 by MIA at 00:02.  
 3-1-KC 4 (:02) C.Sturgis 22 yard field goal is GOOD, Center-J.Denney, Holder-B.Fields.

KC 14 MIA 3, 8 plays, 74 yards, 1:35 drive, 15:00 elapsed

END OF QUARTER

	Score	Time Poss	First Downs				Efficiencies	
			R	P	X	T	3 Down	4 Down
Kansas City Chiefs	14	8:35	3	5	0	8	2/3	1/1
Miami Dolphins	3	6:25	1	6	0	7	0/2	0/0

## Play By Play

## Third Quarter

9/21/2014

KC elects to Receive, and MIA elects to defend the West goal.

C.Sturgis kicks 70 yards from MIA 35 to KC -5. J.McKnight to KC 18 for 23 yards (K.Sheppard; J.Freeny).

Kansas City Chiefs at 15:00, (1st play from scrimmage 14:54)

- 1-10-KC 18 (14:54) (Shotgun) K.Davis right tackle to KC 18 for no gain (J.Jenkins).
- 2-10-KC 18 (14:18) (Shotgun) K.Davis up the middle to KC 20 for 2 yards (R.Starks).
- 3-8-KC 20 (13:38) (Shotgun) A.Smith sacked at KC 14 for -6 yards (J.Odrick). FUMBLES (J.Odrick), RECOVERED by MIA-D.Shelby at KC 19. D.Shelby to KC 19 for no gain (R.Harris).

Miami Dolphins at 13:28

- 1-10-KC 19 (13:28) (Shotgun) PENALTY on KC-A.Bailey, Encroachment, 5 yards, enforced at KC 19 - No Play.
- 1-5-KC 14 (13:19) L.Miller right guard to KC 4 for 10 yards (H.Abdullah). R12
- 1-4-KC 4 (12:56) (Shotgun) R.Tannehill pass incomplete short right to M.Wallace.
- 2-4-KC 4 (12:47) (Shotgun) L.Miller up the middle to KC 1 for 3 yards (K.Vickerson).
- 3-1-KC 1 (12:14) (Shotgun) R.Tannehill pass short right to B.Hartline for 1 yard, TOUCHDOWN. P13
- PENALTY on MIA, Unsportsmanlike Conduct, 15 yards, enforced between downs.
- C.Sturgis extra point is GOOD, Center-J.Denney, Holder-B.Fields.

KC 14 MIA 10, 4 plays, 19 yards, 1 penalty, 1:21 drive, 2:53 elapsed

C.Sturgis kicks 71 yards from MIA 20 to KC 9. J.McKnight to KC 34 for 25 yards (W.Aikens).

Kansas City Chiefs at 12:07, (1st play from scrimmage 12:00)

- 1-10-KC 34 (12:00) (Shotgun) A.Smith pass short right to D.Avery to KC 37 for 3 yards (C.Finnegan).
- 2-7-KC 37 (11:27) (Shotgun) K.Davis up the middle to KC 37 for no gain (J.Trusnik).
- 3-7-KC 37 (10:44) (Shotgun) A.Smith pass short left to J.McKnight to KC 44 for 7 yards (C.Finnegan). P12
- 1-10-KC 44 (10:09) K.Davis right tackle to KC 46 for 2 yards (P.Wheeler).
- 2-8-KC 46 (9:30) A.Smith pass incomplete short middle to D.Bowe (C.Finnegan).
- 3-8-KC 46 (9:23) (Shotgun) A.Smith scrambles right end ran ob at MIA 41 for 13 yards. R13
- 1-10-MIA 41 (8:39) (Shotgun) A.Smith pass short left to J.Hemingway to MIA 29 for 12 yards (J.Trusnik). P14
- 1-10-MIA 29 (8:07) K.Davis right tackle to MIA 12 for 17 yards (P.Wheeler). R15
- 1-10-MIA 12 (7:26) A.Smith pass short right to A.Sherman to MIA 11 for 1 yard (J.Jenkins).
- 2-9-MIA 11 (6:42) (Shotgun) A.Smith pass short middle to J.McKnight for 11 yards, TOUCHDOWN. P16
- C.Santos extra point is GOOD, Center-T.Gafford, Holder-D.Colquitt.

KC 21 MIA 10, 10 plays, 66 yards, 5:31 drive, 8:24 elapsed

C.Santos kicks 72 yards from KC 35 to MIA -7. J.Landry to KC 33 for 74 yards (P.Gaines). KC-C.Owens was injured during the play. His return is Questionable.

Miami Dolphins at 6:36, (1st play from scrimmage 6:26)

- 1-10-KC 33 (6:26) (Shotgun) R.Tannehill pass incomplete short right to M.Wallace (J.Houston).
- 2-10-KC 33 (6:22) (No Huddle, Shotgun) L.Miller up the middle to KC 33 for no gain (J.Mauga).
- 3-10-KC 33 (6:03) (No Huddle, Shotgun) R.Tannehill pass incomplete short right to M.Wallace.
- 4-10-KC 33 (5:59) (Field Goal formation) C.Sturgis 51 yard field goal is GOOD, Center-J.Denney, Holder-B.Fields.

KC 21 MIA 13, 4 plays, 0 yards, 0:42 drive, 9:06 elapsed

C.Sturgis kicks 68 yards from MIA 35 to KC -3. J.McKnight to KC 48 for 51 yards (C.Sturgis).

PENALTY on KC-J.Franklin, Illegal Block Above the Waist, 7 yards, enforced at KC 14.

Kansas City Chiefs at 5:54, (1st play from scrimmage 5:46)

- 1-10-KC 7 (5:46) K.Davis left guard to KC 6 for -1 yards (P.Wheeler).
- 2-11-KC 6 (5:10) A.Smith pass incomplete short right to J.McKnight.
- 3-11-KC 6 (5:01) (Shotgun) K.Davis right guard to KC 9 for 3 yards (J.Wilson).
- 4-8-KC 9 (4:21) D.Colquitt punts 56 yards to MIA 35, Center-T.Gafford. J.Landry to MIA 34 for -1 yards (P.Gaines).

Miami Dolphins at 4:12

- 1-10-MIA 34 (4:12) (Shotgun) R.Tannehill pass short right to L.Miller to MIA 26 for -8 yards (A.Bailey; J.Johnson).
- 2-18-MIA 26 (3:40) (Shotgun) R.Tannehill pass short right to M.Wallace pushed ob at MIA 40 for 14 yards (M.Cooper).
- 3-4-MIA 40 (3:05) (Shotgun) R.Tannehill pass incomplete short left to J.Landry (C.Owens).
- 4-4-MIA 40 (2:59) (Punt formation) B.Fields punts 60 yards to KC 0, Center-J.Denney. F.Hammond to KC 48 for 48 yards (B.Fields).
- PENALTY on KC-K.McCray, Illegal Block Above the Waist, 1 yard, enforced at KC 2.

Kansas City Chiefs at 2:42

Kansas City Chiefs vs Miami Dolphins at Sun Life Stadium

1-10-KC 1 (2:42) A.Smith sacked in End Zone for -1 yards, SAFETY (sack split by R.Starks and J.Jenkins).

KC 21 MIA 15, Safety, 12:22 elapsed

C.Santos kicks 71 yards from KC 20 to MIA 9. J.Landry to MIA 24 for 15 yards (K.McCray).

Miami Dolphins at 2:38, (1st play from scrimmage 2:32)

1-10-MIA 24 (2:32) (Shotgun) L.Miller left end to MIA 48 for 24 yards (S.Smith).

R14

1-10-MIA 48 (1:59) L.Miller right tackle to KC 47 for 5 yards (H.Abdullah).

2-5-KC 47 (1:19) R.Tannehill pass incomplete short right to B.Hartline.

3-5-KC 47 (1:15) (Shotgun) R.Tannehill pass incomplete short right to B.Hartline (H.Abdullah). MIA-B.Hartline was injured during the play. His return is Questionable.

4-5-KC 47 (1:10) B.Fields punts 44 yards to KC 3, Center-J.Denney, downed by MIA-W.Davis.

Kansas City Chiefs at 0:59

1-10-KC 3 (:59) K.Davis right tackle to KC 10 for 7 yards (B.Grimes).

2-3-KC 10 (:25) K.Davis right tackle to KC 10 for no gain (J.Jenkins). FUMBLES (J.Jenkins), and recovers at KC 10. K.Davis to KC 10 for no gain (B.Grimes).

END OF QUARTER

	Score	Time Poss	First Downs				Efficiencies	
			R	P	X	T	3 Down	4 Down
Kansas City Chiefs	21	9:48	2	3	0	5	2/4	0/0
Miami Dolphins	15	5:12	2	1	0	3	1/4	0/0

## Play By Play

## Fourth Quarter

9/21/2014

Kansas City Chiefs continued.

3-3-KC 10	(15:00) (Shotgun) A.Smith pass short left to T.Kelce to KC 19 for 9 yards (C.Finnegan).	P17
<u>1-10-KC 19</u>	(13:57) (Shotgun) A.Smith right end to KC 23 for 4 yards.	
2-6-KC 23	(13:40) A.Smith pass short right to J.McKnight to KC 27 for 4 yards (J.Jenkins).	
3-2-KC 27	(13:15) (Shotgun) A.Smith pass incomplete short middle to D.Bowe.	
4-2-KC 27	(12:55) (Punt formation) D.Colquitt punts 40 yards to MIA 33, Center-T.Gafford, downed by KC-J.Hemingway.	

Miami Dolphins at 12:44

1-10-MIA 33	(12:44) (Shotgun) R.Tannehill sacked at MIA 33 for 0 yards (J.Houston).	
2-10-MIA 33	(12:12) L.Miller right guard to MIA 40 for 7 yards (T.Hali).	
3-3-MIA 40	(11:33) (Shotgun) R.Tannehill pass short right to J.Landry to MIA 44 for 4 yards (C.Owens).	P15
<u>1-10-MIA 44</u>	(10:55) (Shotgun) L.Miller up the middle to KC 47 for 9 yards (H.Abdullah).	
2-1-KC 47	(10:22) R.Tannehill pass incomplete deep right to M.Wallace.	
3-1-KC 47	(9:57) R.Tannehill sacked at 50 for -3 yards (sack split by D.Poe and C.Owens).	
4-4-KC 50	(9:31) (Punt formation) B.Fields punts 46 yards to KC 4, Center-J.Denney. F.Hammond to MIA 49 for 47 yards (J.Freeny).	
	PENALTY on MIA-W.Aikens, Illegal Substitution, 5 yards, enforced at MIA 49.	

Kansas City Chiefs at 9:14

1-10-MIA 44	(9:14) K.Davis right tackle to MIA 40 for 4 yards (J.Trusnik).	
2-6-MIA 40	(8:41) (Shotgun) A.Smith pass short right to A.Fasano to MIA 30 for 10 yards (J.Jenkins).	P18
<u>1-10-MIA 30</u>	(8:03) A.Smith pass short left to T.Kelce to MIA 23 for 7 yards (C.Finnegan).	
2-3-MIA 23	(7:22) (Shotgun) A.Smith pass short right to J.Hemingway to MIA 17 for 6 yards (C.Wake).	P19
<u>1-10-MIA 17</u>	(6:46) (Shotgun) K.Davis left guard to MIA 15 for 2 yards (J.Trusnik; J.Jenkins).	
2-8-MIA 15	(6:02) K.Davis right tackle to MIA 8 for 7 yards (J.Trusnik).	
3-1-MIA 8	(5:22) J.Linkenbach reported in as eligible. A.Sherman left guard to MIA 4 for 4 yards (J.Jenkins).	R20
<u>1-4-MIA 4</u>	(4:44) K.Davis left end pushed ob at MIA 4 for no gain (J.Wilson).	
2-4-MIA 4	(4:39) (Shotgun) A.Smith pass short right to J.McKnight for 4 yards, TOUCHDOWN.	P21
	TWO-POINT CONVERSION ATTEMPT. A.Smith pass to D.Bowe is incomplete. ATTEMPT FAILS.	

KC 27 MIA 15, 9 plays, 44 yards, 4:39 drive, 10:25 elapsed

C.Santos kicks 64 yards from KC 35 to MIA 1. J.Landry to MIA 15 for 14 yards (K.McCray).

Miami Dolphins at 4:35, (1st play from scrimmage 4:32)

1-10-MIA 15	(4:32) (Shotgun) R.Tannehill pass short right to C.Clay to MIA 23 for 8 yards (H.Abdullah).	
2-2-MIA 23	(4:32) (No Huddle, Shotgun) R.Tannehill pass short right to C.Clay to MIA 29 for 6 yards (K.Coleman).	P16
<u>1-10-MIA 29</u>	(4:05) (Shotgun) R.Tannehill pass incomplete deep left to B.Gibson.	
2-10-MIA 29	(3:59) (Shotgun) R.Tannehill pass short right to R.Matthews pushed ob at MIA 42 for 13 yards (M.Cooper).	P17
<u>1-10-MIA 42</u>	(3:33) (No Huddle, Shotgun) R.Tannehill pass incomplete short left to J.Landry (C.Owens).	
2-10-MIA 42	(3:33) (Shotgun) R.Tannehill pass short middle to J.Landry to KC 45 for 13 yards (K.Coleman).	
	PENALTY on MIA-S.Satele, Offensive Holding, 10 yards, enforced at MIA 42 - No Play.	
2-20-MIA 32	(3:23) (Shotgun) R.Tannehill pass incomplete deep middle to J.Landry.	
3-20-MIA 32	(3:16) (Shotgun) R.Tannehill pass incomplete short right to DanielThomas [J.Houston].	
4-20-MIA 32	(3:09) (Shotgun) R.Tannehill pass incomplete short left to M.Wallace (A.Bailey).	

Kansas City Chiefs at 3:05

1-10-MIA 32	(3:05) K.Davis right tackle to MIA 34 for -2 yards (E.Mitchell).	
	Timeout #1 by MIA at 03:00.	
2-12-MIA 34	(3:00) K.Davis up the middle to MIA 33 for 1 yard (B.Grimes). FUMBLES (B.Grimes), RECOVERED by MIA-J.Trusnik at MIA 28. J.Trusnik to MIA 28 for no gain (E.Fisher).	

Miami Dolphins at 2:52

1-10-MIA 28	(2:52) (Shotgun) R.Tannehill pass incomplete deep middle to M.Wallace.	
	PENALTY on MIA-J.James, Offensive Holding, 10 yards, enforced at MIA 28 - No Play.	
1-20-MIA 18	(2:48) (Shotgun) R.Tannehill pass short right to C.Clay to MIA 25 for 7 yards (V.Walker).	
2-13-MIA 25	(2:26) (No Huddle, Shotgun) R.Tannehill pass short middle to L.Miller to MIA 37 for 12 yards (J.Mauga).	
3-1-MIA 37	(2:08) (No Huddle, Shotgun) R.Tannehill pass incomplete short right to D.Sims.	
	Timeout #1 by KC at 02:05.	



Kansas City Chiefs vs Miami Dolphins at Sun Life Stadium

4-1-MIA 37	(2:05) L.Miller up the middle to MIA 37 for no gain (D.Poe).	
Kansas City Chiefs at 2:01		
1-10-MIA 36	(2:01) K.Davis up the middle to MIA 33 for 3 yards (P.Wheeler).	
Two-Minute Warning		
2-7-MIA 33	(1:58) K.Davis right guard to MIA 30 for 3 yards (B.Grimes).	
Timeout #2 by MIA at 01:54.		
3-4-MIA 30	(1:54) K.Davis right tackle to MIA 15 for 15 yards (J.Wilson).	R22
<u>1-10-MIA 15</u>	(1:47) C.Gray right guard to MIA 10 for 5 yards (J.Trusnik).	
2-5-MIA 10	(1:19) C.Gray up the middle to MIA 6 for 4 yards (J.Jenkins).	
3-1-MIA 6	(:19) C.Gray right guard for 6 yards, TOUCHDOWN.	R23
C.Santos extra point is GOOD, Center-T.Gafford, Holder-D.Colquitt.		

KC 34 MIA 15, 6 plays, 36 yards, 1:48 drive, 14:47 elapsed
--

C.Santos kicks 43 yards from KC 35 to MIA 22. N.Garner to MIA 35 for 13 yards (F.Zombo).

Miami Dolphins at 0:13, (1st play from scrimmage 0:07)

1-10-MIA 35	(:07) (Shotgun) DanielThomas up the middle to MIA 45 for 10 yards (J.Mauga).	R18
-------------	--	-----

END OF QUARTER	Score	Time Poss	First Downs				Efficiencies	
			R	P	X	T	3 Down	4 Down
Kansas City Chiefs	34	8:56	3	4	0	7	4/5	0/0
Miami Dolphins	15	6:04	1	3	0	4	1/4	0/2

# Miscellaneous Statistics Report

Kansas City Chiefs vs Miami Dolphins  
9/21/2014 at Sun Life Stadium

## Ten Longest Plays for Kansas City Chiefs

Yards	Qtr	Play Start	Play Description
28	1	3-7-KC 5	(10:40) A.Smith pass short left to A.Fasano pushed ob at KC 18 for 13 yards (W.Davis). PENALTY on MIA, Unsportsmanlike Conduct, 15 yards, enforced at KC 18.
26	2	2-6-KC 28	(3:37) (Shotgun) A.Smith pass short middle to J.McKnight to MIA 46 for 26 yards (J.Jenkins).
21	2	1-10-MIA 21	(6:46) K.Davis right guard for 21 yards, TOUCHDOWN.
20	2	3-2-MIA 20	(1:42) (Shotgun) A.Smith pass short middle to T.Kelce for 20 yards, TOUCHDOWN.
17	3	1-10-MIA 29	(8:07) K.Davis right tackle to MIA 12 for 17 yards (P.Wheeler).
16	2	2-10-KC 38	(9:21) A.Smith pass short left to D.Bowe to MIA 46 for 16 yards (J.Wilson).
15	4	3-4-MIA 30	(1:54) K.Davis right tackle to MIA 15 for 15 yards (J.Wilson).
13	3	3-8-KC 46	(9:23) (Shotgun) A.Smith scrambles right end ran ob at MIA 41 for 13 yards.
12	2	1-10-MIA 33	(7:30) (Shotgun) A.Smith pass short right to J.McKnight to MIA 21 for 12 yards (J.Wilson; J.Trusnik).
12	3	1-10-MIA 41	(8:39) (Shotgun) A.Smith pass short left to J.Hemingway to MIA 29 for 12 yards (J.Trusnik).

## Ten Longest Plays for Miami Dolphins

Yards	Qtr	Play Start	Play Description
30	2	1-10-MIA 17	(12:21) R.Tannehill pass deep left to M.Wallace to MIA 47 for 30 yards (J.Johnson).
24	3	1-10-MIA 24	(2:32) (Shotgun) L.Miller left end to MIA 48 for 24 yards (S.Smith).
21	2	1-10-KC 34	(:48) (No Huddle, Shotgun) R.Tannehill pass short right to DanielThomas to KC 13 for 21 yards (K.Coleman).
20	2	2-10-MIA 25	(6:26) (Shotgun) L.Miller left guard to MIA 45 for 20 yards (R.Parker).
17	1	1-10-MIA 4	(8:18) (Shotgun) L.Miller right guard to MIA 21 for 17 yards (R.Parker).
16	2	1-10-KC 50	(1:14) (Shotgun) R.Tannehill pass short middle to J.Landry to KC 34 for 16 yards (K.Coleman).
15	1	3-10-MIA 21	(7:39) (Shotgun) R.Tannehill pass short left to B.Hartline to MIA 36 for 15 yards (J.Mauga).
15	2	1-10-MIA 47	(11:47) (Shotgun) R.Tannehill pass short left to M.Wallace to KC 38 for 15 yards (S.Smith).
15	2	1-10-MIA 22	(1:30) (Shotgun) R.Tannehill pass short middle to L.Miller ran ob at MIA 37 for 15 yards.
14	3	2-18-MIA 26	(3:40) (Shotgun) R.Tannehill pass short right to M.Wallace pushed ob at MIA 40 for 14 yards (M.Cooper).

## Touchdown Scoring Information

		Offense	Defense	Special Teams
VISITOR	Kansas City Chiefs	5	0	0
HOME	Miami Dolphins	1	0	0

## Player Scoring Information

Club	Player	TD	Rush TD	Rec TD	KO TD	Punt TD	Int TD	Fum TD	Misc TD	FG	XP	2Pt Rush	2Pt Rec	Sfty	Points
KC	J.McKnight	0	0	2	0	0	0	0	0	0	0	0	0	0	12
KC	K.Davis	0	1	0	0	0	0	0	0	0	0	0	0	0	6
KC	C.Gray	0	1	0	0	0	0	0	0	0	0	0	0	0	6
KC	T.Kelce	0	0	1	0	0	0	0	0	0	0	0	0	0	6
KC	C.Santos	0	0	0	0	0	0	0	0	0	4	0	0	0	4
MIA	C.Sturgis	0	0	0	0	0	0	0	0	2	1	0	0	0	7
MIA	B.Hartline	0	0	1	0	0	0	0	0	0	0	0	0	0	6

## Possession Detail

	First Half		Second Half		Game	
	Visitor	Home	Visitor	Home	Visitor	Home
Largest Lead	14	0	19	0	19	0
Drives Leading	1	0	8	0	9	0
Time of Possession Leading	2:42	0:00	18:44	0:00	21:26	0:00
Largest Deficit	0	-14	0	-19	0	-19
Drives Trailing	0	2	0	8	0	10
Time of Possession Trailing	0:00	3:56	0:00	11:16	0:00	15:12
Times Score Tied Up		0		0		0
Lead Changes		1		0		1

# Playtime Percentage

*Percent of playtime per player on offense, defense and special teams*

Kansas City Chiefs

Miami Dolphins

		Offense				Defense				Special Teams			
R Harris	T	72	100%			4	14%	D Thomas	G	70	100%	5	17%
R Hudson	C	72	100%			4	14%	D Colledge	G	70	100%	4	14%
E Fisher	T	72	100%			4	14%	B Albert	T	70	100%	4	14%
Z Fulton	G	72	100%			4	14%	J James	T	70	100%	4	14%
A Fasano	TE	72	100%					S Satele	C	70	100%		
A Smith	QB	72	100%					R Tannehill	QB	70	100%		
M McGlynn	G	72	100%					B Hartline	WR	64	91%	1	3%
D Bowe	WR	55	76%					M Wallace	WR	56	80%		
K Davis	RB	53	74%					C Clay	TE	56	80%		
T Kelce	TE	47	65%			4	14%	L Miller	RB	54	77%		
D Avery	WR	41	57%					B Gibson	WR	41	59%		
J Hemingway	WR	27	38%			21	72%	J Landry	WR	32	46%	13	45%
A Sherman	FB	17	24%			15	52%	D Sims	TE	23	33%		
J McKnight	RB	15	21%			10	34%	D Thomas	RB	14	20%	8	28%
D Harris	TE	13	18%			9	31%	R Matthews	WR	7	10%	21	72%
C Gray	RB	8	11%			20	69%	D Williams	RB	2	3%	21	72%
A Jenkins	WR	6	8%			4	14%	G Hoskins	TE	1	1%	7	24%
F Hammond	WR	4	6%			6	21%	J Trusnik	LB			72	100%
J Linkenbach	G	2	3%			4	14%	J Jenkins	LB			72	100%
H Abdullah	FS					7	24%	C Finnegan	CB			72	100%
J Mauga	LB					4	14%	B Grimes	CB			72	100%
S Smith	CB							L Delmas	FS			72	100%
M Cooper	CB							J Wilson	SS			70	97%
R Parker	CB					3	10%	O Vernon	DE			62	86%
T Hali	LB							J Odrick	DT			55	76%
C Owens	CB					18	62%	C Wake	DE			51	71%
J Houston	LB							E Mitchell	DT			44	61%
A Bailey	DE					8	28%	R Starks	DT			38	53%
D Poe	NT					4	14%	D Shelby	DE			36	50%
J Johnson	LB					12	41%	P Wheeler	LB			31	43%
K Coleman	FS					1	3%	W Davis	CB			21	29%
V Walker	DE					16	23%	A Johnson	DT			7	10%
D Ford	LB					13	19%	J Taylor	CB			6	8%
J Howard	DE					13	19%	J Freeny	LB			5	7%
J Martin	LB					5	7%	M Thomas	FS			4	6%
K Vickerson	DT					4	6%	C McCain	LB			2	3%
P Gaines	CB					3	4%	K Sheppard	LB				
F Zombo	LB					25	86%	W Aikens	SS			21	72%
J Franklin	LB					21	72%	O Darkwa	RB			17	59%
K McCray	FS					21	72%	B Fields	P			11	38%
D Colquitt	P					10	34%	J Denney	LS			10	34%
C Santos	K					10	34%	N Garner	T			10	34%
T Gafford	LS					9	31%	B Ross	SS			8	28%
J Fleming	CB					4	14%	C Sturgis	K			7	24%

# National Football League Game Summary

NFL Copyright © 2014 by The National Football League. All rights reserved. This summary and play-by-play is for the express purpose of assisting media in their coverage of the game; any other use of this material is prohibited without the written permission of the National Football League. Updated: 9/22/2014

Date: Sunday, 9/21/2014      Oakland Raiders at New England Patriots      Start Time: 1:02 PM EDT  
at Gillette Stadium, Foxborough, Ma

Game Day Weather  
Game Weather: Cloudy and humid      Temp: 78° F (25.6° C) Humidity: 67%, Wind: SSE 11 mph  
Played Outdoor on Turf: Field Turf

Officials		
Referee: Morelli, Peter (135)	Umpire: Ellison, Roy (81)	Head Linesman: McKenzie, Dana (8)
Line Judge: Johnson, Carl (101)	Side Judge: Vernatchi, Rob (75)	Field Judge: Horton, Buddy (82)
Back Judge: Shaw, Dale (104)	Replay Official: Moore, Tommy ()	

Oakland Raiders				New England Patriots			
Offense		Defense		Offense		Defense	
WR 17	D.Moore	RE 58	L.Woodley	WR 19	B.LaFell	LE 50	R.Ninkovich
LT 72	D.Penn	DT 94	A.Smith	LT 77	N.Solder	DT 75	V.Wilfork
LG 66	G.Jackson	NT 78	J.Ellis	LG 61	M.Cannon	DT 96	S.Siliga
C 61	S.Wisniewski	LE 91	J.Tuck	C 63	D.Connolly	RE 95	Cha.Jones
RG 77	A.Howard	WLB 50	K.Maiava	RG 65	J.Devey	LB 91	J.Collins
RT 69	K.Barnes	MLB 56	M.Burris	RT 76	S.Vollmer	LB 51	J.Mayo
TE 81	M.Rivera	SLB 52	K.Mack	TE 87	R.Gronkowski	LB 54	D.Hightower
WR 80	R.Streater	LCB 27	C.Rogers	WR 11	J.Edelman	LCB 24	D.Revis
QB 4	D.Carr	RCB 23	T.Brown	QB 12	T.Brady	RCB 26	L.Ryan
RB 20	D.McFadden	FS 24	C.Woodson	RB 22	S.Ridley	S 23	P.Chung
FB 45	M.Reece	SS 33	T.Branch	FB 46	J.Develin	S 32	D.McCourtly

Substitutions		Substitutions	
P 7 M.King, K 11 S.Janikowski, WR 12 B.Butler, WR 18 A.Holmes, WR 19 V.Brown, S 26 U.Young, RB 28 L.Murray, CB 31 N.Thorpe, CB 38 T.Carrie, CB 39 K.McGill, S 41 J.Dowling, FB/RB 49 J.Olawale, LB 54 B.Filimoeatu, LS 59 J.Condo, T 71 M.Watson, TE 86 D.Ausberry, TE 87 B.Leonhardt, WR 89 J.Jones, DT 90 P.Sims, DT 92 S.McGee, DE 95 B.Mayowa, DL 98 C.Wilson		K 3 S.Gostkowski, P 6 R.Allen, WR 18 M.Slater, CB 21 M.Butler, CB 25 K.Arrington, DB 27 T.Wilson, DB 30 D.Harmon, RB 34 S.Vereen, RB 38 B.Bolden, DB 43 N.Ebner, TE 47 M.Hoomanawanui, LS 48 D.Aiken, LB 55 D.Skinner, LB 59 C.White, OL 66 B.Stork, OL 71 C.Fleming, DL 72 J.Vellano, DL 74 D.Easley, WR 80 D.Amendola, TE 81 T.Wright, WR 85 K.Thompkins, DT 94 Chr.Jones, DL 99 M.Buchanan	

Did Not Play		Did Not Play	
QB 14 M.McGloin, G 67 K.Boothe		QB 10 J.Garoppolo	
Not Active		Not Active	
QB 8 M.Schaub, RB 21 M.Jones-Drew, CB 35 C.Chekwa, LB 53 N.Roach, LB 55 S.Moore, G 70 T.Bergstrom, T 73 M.McCants		WR 17 A.Dobson, RB 28 J.White, S 29 D.Jones, CB 37 A.Dennard, OL 62 R.Wendell, OL 67 J.Kline, DL 90 Z.Moore	

Field Goals (made ( ) & missed)										
S.Janikowski		(49)	(37)	(47)	S.Gostkowski		(21)	(20)	(36)	
					1	2	3	4	OT	Total
VISITOR:	Oakland Raiders				3	0	6	0	0	9
HOME:	New England Patriots				0	10	0	6	0	16

Scoring Plays							
Team	Qtr	Time	Play Description (Extra Point)	(Drive Info)	Visitor	Home	
Raiders	1	4:37	S.Janikowski 49 yd. Field Goal (13-50, 6:10)			3	0
Patriots	2	4:14	R.Gronkowski 6 yd. pass from T.Brady (S.Gostkowski kick) (15-84, 6:43)			3	7
Patriots	2	0:00	S.Gostkowski 21 yd. Field Goal (10-48, 2:45)			3	10
Raiders	3	9:39	S.Janikowski 37 yd. Field Goal (7-29, 3:13)			6	10
Raiders	3	2:21	S.Janikowski 47 yd. Field Goal (9-57, 3:48)			9	10
Patriots	4	13:42	S.Gostkowski 20 yd. Field Goal (10-57, 3:39)			9	13
Patriots	4	6:20	S.Gostkowski 36 yd. Field Goal (12-63, 4:55)			9	16
Paid Attendance: 68,756						Time: 2:52	



## Final Individual Statistics

## Oakland Raiders

RUSHING	ATT	YDS	AVG	LG	TD
D.McFadden	18	59	3.3	10	0
M.Reece	1	7	7.0	7	0
L.Murray	3	1	0.3	1	0
Total	22	67	3.0	10	0

PASSING	ATT	CMP	YDS	SK/YD	TD	LG	IN	RT
D.Carr	34	21	174	0/0	0	29	1	62.6
Total	34	21	174	0/0	0	29	1	62.6

PASS RECEIVING	TAR	REC	YDS	AVG	LG	TD
D.McFadden	4	4	6	1.5	9	0
J.Jones	5	3	43	14.3	18	0
R.Streater	3	3	32	10.7	14	0
D.Moore	7	3	23	7.7	11	0
M.Reece	7	3	19	6.3	12	0
M.Rivera	4	2	11	5.5	8	0
A.Holmes	2	1	29	29.0	29	0
B.Leonhardt	1	1	7	7.0	7	0
J.Olawale	1	1	4	4.0	4	0
Total	34	21	174	8.3	29	0

INTERCEPTIONS	NO	YDS	AVG	LG	TD
Total	0	0	0	0	0

PUNTING	NO	YDS	AVG	NET	TB	IN20	LG
M.King	5	216	43.2	41.8	0	3	52
Total	5	216	43.2	41.8	0	3	52

PUNT RETURNS	NO	YDS	AVG	FC	LG	TD
T.Carrie	4	36	9.0	1	21	0
Total	4	36	9.0	1	21	0

KICKOFF RETURNS	NO	YDS	AVG	FC	LG	TD
[TOUCHBACK]	4	0	0.0	0	0	0
Total	0	0	0.0	0	0	0

## New England Patriots

RUSHING	ATT	YDS	AVG	LG	TD
S.Ridley	19	54	2.8	9	0
S.Vereen	7	20	2.9	11	0
J.Edelman	1	5	5.0	5	0
B.Bolden	2	4	2.0	3	0
T.Brady	3	-7	-2.3	-2	0
Total	32	76	2.4	11	0

PASSING	ATT	CMP	YDS	SK/YD	TD	LG	IN	RT
T.Brady	37	24	234	2/13	1	22	0	91.5
Total	37	24	234	2/13	1	22	0	91.5

PASS RECEIVING	TAR	REC	YDS	AVG	LG	TD
J.Edelman	13	10	84	8.4	15	0
B.LaFell	8	4	46	11.5	15	0
S.Vereen	6	4	17	4.3	12	0
R.Gronkowski	6	3	44	14.7	22	1
T.Wright	1	1	20	20.0	20	0
K.Thompkins	1	1	16	16.0	16	0
S.Ridley	1	1	7	7.0	7	0
D.Amendola	1	0	0	0.0	0	0
Total	37	24	234	9.8	22	1

INTERCEPTIONS	NO	YDS	AVG	LG	TD
V.Wilfork	1	1	1.0	1	0
Total	1	1	1.0	1	0

PUNTING	NO	YDS	AVG	NET	TB	IN20	LG
R.Allen	5	240	48.0	40.8	0	2	58
Total	5	240	48.0	40.8	0	2	58

PUNT RETURNS	NO	YDS	AVG	FC	LG	TD
J.Edelman	1	7	7.0	2	7	0
[DOWNED]	2	0	0.0	0	0	0
Total	1	7	7.0	2	7	0

KICKOFF RETURNS	NO	YDS	AVG	FC	LG	TD
M.Slater	1	26	26.0	0	26	0
[TOUCHBACK]	3	0	0.0	0	0	0
Total	1	26	26.0	0	26	0

## Oakland Raiders

FUMBLES	FUM	LOST	OWN-REC	YDS	TD	FORCED	OPP-REC	YDS	TD	OUT-BDS
Total	0	0	0	0	0	0	0	0	0	0

## New England Patriots

FUMBLES	FUM	LOST	OWN-REC	YDS	TD	FORCED	OPP-REC	YDS	TD	OUT-BDS
T.Brady	1	0	1	0	0	0	0	0	0	0
Total	1	0	1	0	0	0	0	0	0	0

## Final Team Statistics

	Visitor Raiders	Home Patriots
TOTAL FIRST DOWNS	14	21
By Rushing	3	5
By Passing	9	14
By Penalty	2	2
THIRD DOWN EFFICIENCY	5-13-38%	9-18-50%
FOURTH DOWN EFFICIENCY	0-0-0%	0-1-0%
TOTAL NET YARDS	241	297
Total Offensive Plays (inc. times thrown passing)	56	71
Average gain per offensive play	4.3	4.2
NET YARDS RUSHING	67	76
Total Rushing Plays	22	32
Average gain per rushing play	3.0	2.4
Tackles for a loss-number and yards	0-0	4-6
NET YARDS PASSING	174	221
Times thrown - yards lost attempting to pass	0-0	2-13
Gross yards passing	174	234
PASS ATTEMPTS-COMPLETIONS-HAD INTERCEPTED	34-21-1	37-24-0
Avg gain per pass play (inc.# thrown passing)	5.1	5.7
KICKOFFS Number-In End Zone-Touchbacks	4-3-3	4-4-4
PUNTS Number and Average	5-43.2	5-48.0
Had Blocked	0	0
FGs - PATs Had Blocked	0-0	0-0
Net Punting Average	41.8	40.8
TOTAL RETURN YARDAGE (Not Including Kickoffs)	36	8
No. and Yards Punt Returns	4-36	1-7
No. and Yards Kickoff Returns	0-0	1-26
No. and Yards Interception Returns	0-0	1-1
PENALTIES Number and Yards	6-49	6-59
FUMBLES Number and Lost	0-0	1-0
TOUCHDOWNS	0	1
Rushing	0	0
Passing	0	1
EXTRA POINTS Made-Attempts	0-0	1-1
Kicking Made-Attempts	0-0	1-1
FIELD GOALS Made-Attempts	3-3	3-3
RED ZONE EFFICIENCY	0-2-0%	1-4-25%
GOAL TO GO EFFICIENCY	0-1-0%	0-2-0%
SAFETIES	0	0
FINAL SCORE	9	16
TIME OF POSSESSION	28:25	31:35

## Ball Possession And Drive Chart

### Oakland Raiders

#	Time Recd	Time Lost	Time Poss	How Ball Obtained	Drive Began	# Play	Yds Gain	Yds Pen	Net Yds	1st Down	Last Scrm	How Given Up
1	15:00	11:44	3:16	Kickoff	OAK 20	6	20	0	20	1	OAK 40	Punt
2	10:47	4:37	6:10	Punt	OAK 19	13	50	0	50	4	NE 31	Field Goal
3	0:36	10:57	4:39	Punt	OAK 17	8	31	-5	26	2	OAK 43	Punt
4	4:14	2:45	1:29	Kickoff	OAK 20	3	8	0	8	0	OAK 28	Punt
5	12:52	9:39	3:13	Punt	NE 48	7	24	5	29	2	* NE 19	Field Goal
6	6:09	2:21	3:48	Punt	OAK 14	9	62	-5	57	2	NE 29	Field Goal
7	13:42	11:15	2:27	Kickoff	OAK 20	3	9	0	9	0	OAK 29	Punt
8	6:20	5:18	1:02	Kickoff	OAK 20	3	1	0	1	0	OAK 21	Punt
9	3:12	0:51	2:21	Punt	OAK 38	7	36	14	50	3	* NE 12	Interception

(220) Average OAK 24

### New England Patriots

#	Time Recd	Time Lost	Time Poss	How Ball Obtained	Drive Began	# Play	Yds Gain	Yds Pen	Net Yds	1st Down	Last Scrm	How Given Up
1	11:44	10:47	0:57	Punt	NE 18	3	4	0	4	0	NE 22	Punt
2	4:37	0:36	4:01	Kickoff	NE 20	7	19	-10	9	2	NE 29	Punt
3	10:57	4:14	6:43	Punt	NE 16	15	70	14	84	6	* OAK 6	Touchdown
4	2:45	0:00	2:45	Punt	50	10	48	0	48	3	* OAK 2	Field Goal
5	15:00	12:52	2:08	Kickoff	NE 20	3	-5	-5	-10	0	NE 10	Punt
6	9:39	6:09	3:30	Kickoff	NE 20	7	35	-5	30	2	50	Punt
7	2:21	13:42	3:39	Kickoff	NE 41	10	52	5	57	4	* OAK 2	Field Goal
8	11:15	6:20	4:55	Punt	NE 19	12	73	-10	63	4	* OAK 18	Field Goal
9	5:18	3:12	2:06	Punt	NE 27	3	8	0	8	0	NE 35	Punt
10	0:51	0:00	0:51	Interception	NE 11	4	-7	0	-7	0	NE 4	Downs

(242) Average NE 24

\* inside opponent's 20

Time of Possession by Quarter		1st	2nd	3rd	4th	OT	Total
Visitor	Oakland Raiders	10:02	5:32	7:01	5:50		28:25
Home	New England Patriots	4:58	9:28	7:59	9:10		31:35
Kickoff Drive No.-Start Average		Raiders: 4 - OAK 20		Patriots: 4 - NE 25			

# Final Defensive Statistics

Oakland Raiders	Regular Defensive Plays												Special Teams					Misc			
	TKL	AST	COMB	SK	/ YDS	TFL	Q	IN	PD	FF	FR		TKL	AST	FF	FR	BL	TKL	AST	FF	FR
T.Branch	7	3	10	0	0	0	0	0	0	0	0		0	0	0	0	0	0	0	0	0
K.Maiava	3	5	8	0	0	1	0	0	0	0	0		0	0	0	0	0	0	0	0	0
C.Rogers	4	3	7	0	0	1	0	0	0	0	0		0	0	0	0	0	0	0	0	0
K.Mack	3	4	7	0	0	1	1	0	0	0	0		0	0	0	0	0	0	0	0	0
T.Brown	3	2	5	0	0	0	0	0	0	0	0		0	0	0	0	0	0	0	0	0
M.Burris	2	3	5	0	0	0	0	0	0	0	0		0	0	0	0	0	0	0	0	0
C.Woodson	3	1	4	0	0	0	0	0	2	0	0		0	0	0	0	0	0	0	0	0
J.Tuck	2	2	4	1	5	1	3	0	0	0	0		0	0	0	0	0	0	0	0	0
U.Young	2	2	4	0	0	0	0	0	0	0	0		0	0	0	0	0	0	0	0	0
T.Carrie	3	0	3	0	0	0	0	0	0	0	0		0	0	0	0	0	0	0	0	0
C.Wilson	2	0	2	1	8	2	1	0	0	0	0		0	0	0	0	0	0	0	0	0
A.Smith	2	0	2	0	0	0	1	0	0	0	0		0	0	0	0	0	0	0	0	0
P.Sims	1	1	2	0	0	0	0	0	0	0	0		0	0	0	0	0	0	0	0	0
J.Ellis	1	1	2	0	0	0	0	0	0	0	0		0	0	0	0	0	0	0	0	0
L.Woodley	0	1	1	0	0	0	0	0	0	0	0		0	0	0	0	0	0	0	0	0
J.Dowling	0	0	0	0	0	0	0	0	0	0	0		1	0	0	0	0	0	0	0	0
M.Reece	0	0	0	0	0	0	0	0	0	0	0		0	1	0	0	0	0	0	0	0
J.Condo	0	0	0	0	0	0	0	0	0	0	0		0	1	0	0	0	0	0	0	0
S.Wisniewski	0	0	0	0	0	0	0	0	0	0	0		0	0	0	0	0	1	0	0	0
Total	38	28	66	2	13	6	6	0	2	0	0		1	2	0	0	0	1	0	0	0

TKL = Tackle AST = Assist COMB = Combined QH=QB Hit IN = Interception PD = Pass Defense FF = Forced Fumble FR = Fumble Recovery

New England Patriots	Regular Defensive Plays												Special Teams					Misc			
	TKL	AST	COMB	SK	/ YDS	TFL	QH	IN	PD	FF	FR		TKL	AST	FF	FR	BL	TKL	AST	FF	FR
J.Mayo	3	8	11	0	0	0	0	0	0	0	0		0	0	0	0	0	0	0	0	0
D.Hightower	3	4	7	0	0	1	1	0	0	0	0		0	0	0	0	0	0	0	0	0
R.Ninkovich	2	4	6	0	0	0	1	0	0	0	0		0	0	0	0	0	0	0	0	0
L.Ryan	4	0	4	0	0	0	0	0	1	0	0		0	0	0	0	0	0	0	0	0
J.Vellano	1	3	4	0	0	0	0	0	0	0	0		0	0	0	0	0	0	0	0	0
D.Revis	2	1	3	0	0	0	0	0	0	0	0		0	0	0	0	0	0	0	0	0
V.Wilfork	1	2	3	0	0	0	0	1	1	0	0		0	0	0	0	0	0	0	0	0
D.McCourty	1	2	3	0	0	0	0	0	0	0	0		0	0	0	0	0	0	0	0	0
J.Collins	0	3	3	0	0	0	0	0	0	0	0		0	0	0	0	0	0	0	0	0
Chr.Jones	0	3	3	0	0	0	0	0	0	0	0		0	0	0	0	0	0	0	0	0
Cha.Jones	1	1	2	0	0	0	0	0	2	0	0		0	0	0	0	0	0	0	0	0
N.Ebner	1	1	2	0	0	0	0	0	0	0	0		0	0	0	0	0	0	0	0	0
P.Chung	1	0	1	0	0	0	0	0	1	0	0		0	0	0	0	0	0	0	0	0
S.Siliga	1	0	1	0	0	0	0	0	0	0	0		0	0	0	0	0	0	0	0	0
T.Wilson	1	0	1	0	0	0	0	0	0	0	0		0	0	0	0	0	0	0	0	0
K.Arrington	0	0	0	0	0	0	0	0	1	0	0		1	0	0	0	0	0	0	0	0
M.Slater	0	0	0	0	0	0	0	0	0	0	0		3	0	0	0	0	0	0	0	0
T.Brady	0	0	0	0	0	0	0	0	0	0	0		0	0	0	0	0	0	0	0	1
Total	22	32	54	0	0	1	2	1	6	0	0		4	0	0	0	0	0	0	0	1

First Half Summary

PERIOD SCORES			TIME OF POSSESSION		
Raiders	3	0 = 3	Raiders	15:34	
Patriots	0	10 = 10	Patriots	14:26	

Scoring Plays						Visitor	Home
Team	Qtr	Time	Play Description (Extra Point) (Drive Info)				
Raiders	1	4:37	S.Janikowski 49 yd. Field Goal (13-50, 6:10)			3	0
Patriots	2	4:14	R.Gronkowski 6 yd. pass from T.Brady (S.Gostkowski kick) (15-84, 6:43)			3	7
Patriots	2	0:00	S.Gostkowski 21 yd. Field Goal (10-48, 2:45)			3	10

	Oakland Raiders	New England Patriots
TOTAL FIRST DOWNS	7	11
First Downs Rushing-Passing-by Penalty	2 - 5 - 0	4 - 6 - 1
THIRD DOWN EFFICIENCY	3-7-43%	5-8-63%
TOTAL NET YARDS	109	141
Total Offensive Plays	29	34
NET YARDS RUSHING	33	63
NET YARDS PASSING	76	78
Gross Yards Passing	76	78
Times thrown-yards lost attempting to pass	0-0	0-0
Pass Attempts-Completions-Had Intercepted	18 - 13 - 0	17 - 12 - 0
Punts-Number and Average	3 - 37.3	2 - 55.5
Penalties-Number and Yards	3 - 29	1 - 10
Fumbles-Number and Lost	0 - 0	1 - 0
Red Zone Efficiency	0-0-0%	1-2-50%
Average Drive Start	OAK 19	NE 26

Oakland Raiders										New England Patriots									
RUSHING										RUSHING									
	ATT	YDS	AVG	LG	TD						ATT	YDS	AVG	LG	TD				
D.McFadden	10	26	2.6	5	0	S.Ridley					12	45	3.8	9	0				
M.Reece	1	7	7.0	7	0	S.Vereen					4	15	3.8	11	0				
						B.Bolden					1	3	3.0	3	0				
Total	11	33	3.0	7	0	Total					17	63	3.7	11	0				
PASSING										PASSING									
	ATT	CMP	YDS	SK/YD	TD	LG	IN	RT			ATT	CMP	YDS	SK/YD	TD	LG	IN	RT	
D.Carr	18	13	76	0/0	0	14	0	79.9	T.Brady		17	12	78	0/0	1	16	0	99.6	
Total	18	13	76	0/0	0	14	0	79.9	Total		17	12	78	0/0	1	16	0	99.6	
PASS RECEIVING										PASS RECEIVING									
	TAR	REC	YDS	AVG	LG	TD					TAR	REC	YDS	AVG	LG	TD			
R.Streater	3	3	32	10.7	14	0	J.Edelman				6	6	47	7.8	12	0			
D.Moore	4	3	23	7.7	11	0	S.Vereen				5	3	5	1.7	9	0			
M.Rivera	3	2	11	5.5	8	0	R.Gronkowski				3	2	22	11.0	16	1			
M.Reece	5	2	7	3.5	9	0	B.LaFell				3	1	4	4.0	4	0			
D.McFadden	2	2	-4	-2.0	2	0													
B.Leonhardt	1	1	7	7.0	7	0													
Total	18	13	76	5.8	14	0	Total				17	12	78	6.5	16	1			

Oakland Raiders	Regular Defensive Plays												Special Teams					Misc			
	TKL	AST	COMB	SK	/ YDS	TFL	Q	IN	PD	FF	FR	TKL	AST	FF	FR	BL	TKL	AST	FF	FR	
T.Branch	6	3	9	0	0	0	0	0	0	0	0	0	0	0	0	0	0	0	0	0	
K.Mack	2	3	5	0	0	0	0	0	0	0	0	0	0	0	0	0	0	0	0	0	
C.Rogers	3	1	4	0	0	1	0	0	0	0	0	0	0	0	0	0	0	0	0	0	
K.Maiava	0	4	4	0	0	0	0	0	0	0	0	0	0	0	0	0	0	0	0	0	
Total	11	11	22	0	0	1	0	0	0	0	0	0	0	0	0	0	0	0	0	0	



9/21/2014 at Gillette Stadium

[illegible]

## Play By Play

## First Quarter

9/21/2014

NE wins the coin toss and elects to defer. OAK elects to Receive, and NE elects to defend the north goal.

S.Gostkowski kicks 65 yards from NE 35 to end zone, Touchback.

Oakland Raiders at 15:00

1-10-OAK 20 (15:00) (Shotgun) D.McFadden up the middle to OAK 23 for 3 yards (J.Mayo; D.Hightower).  
 2-7-OAK 23 (14:20) D.Carr pass short middle to D.Moore to OAK 27 for 4 yards (J.Mayo).  
 3-3-OAK 27 (13:42) (Shotgun) D.Carr pass short middle to M.Rivera to OAK 35 for 8 yards (L.Ryan).  
1-10-OAK 35 (13:01) (Shotgun) D.McFadden right guard to OAK 37 for 2 yards (S.Siliga).  
 2-8-OAK 37 (12:32) D.McFadden right guard to OAK 40 for 3 yards (J.Collins; J.Mayo).  
 3-5-OAK 40 (11:55) (No Huddle, Shotgun) D.Carr pass incomplete short right to D.Moore (K.Arrington).  
 4-5-OAK 40 (11:51) M.King punts 42 yards to NE 18, Center-J.Condo, fair catch by J.Edelman.

P1

New England Patriots at 11:44

1-10-NE 18 (11:44) (Shotgun) T.Brady pass incomplete short right to B.LaFell.  
 2-10-NE 18 (11:41) (Shotgun) T.Brady pass incomplete short right to S.Vereen.  
 3-10-NE 18 (11:37) (Shotgun) T.Brady pass short left to B.LaFell to NE 22 for 4 yards (T.Brown; C.Rogers).  
 4-6-NE 22 (10:59) R.Allen punts 58 yards to OAK 20, Center-D.Aiken. T.Carrie to OAK 37 for 17 yards (K.Arrington).  
 PENALTY on OAK-N.Thorpe, Illegal Block Above the Waist, 10 yards, enforced at OAK 29.

Oakland Raiders at 10:47

1-10-OAK 19 (10:47) D.Carr pass short left to M.Reece pushed ob at OAK 28 for 9 yards (D.Revis).  
 2-1-OAK 28 (10:20) (No Huddle, Shotgun) M.Reece left tackle to OAK 35 for 7 yards (D.McCourty; J.Collins).  
1-10-OAK 35 (9:40) (Shotgun) D.Carr pass short left to B.Leonhardt pushed ob at OAK 42 for 7 yards (L.Ryan).  
 2-3-OAK 42 (9:10) D.McFadden right guard to OAK 46 for 4 yards (D.McCourty; J.Mayo).  
1-10-OAK 46 (8:30) D.Carr pass incomplete deep left to A.Holmes.

R2

R3

Penalty on OAK-M.Watson, Illegal Substitution, offsetting, enforced at OAK 46 - No Play.  
 Penalty on NE-D.Revis, Defensive Pass Interference, offsetting.  
 Penalty on OAK-M.Watson, Offensive Holding, declined.

1-10-OAK 46 (8:25) (Shotgun) D.McFadden up the middle to 50 for 4 yards (Cha.Jones; R.Ninkovich).  
 2-6-50 (7:49) (No Huddle) D.Carr pass incomplete short right to M.Reece [R.Ninkovich].  
 3-6-50 (7:44) (Shotgun) D.Carr pass short left to R.Streater ran ob at NE 41 for 9 yards.  
1-10-NE 41 (7:14) M.Watson reported in as eligible. D.McFadden up the middle to NE 36 for 5 yards (D.Hightower).  
 2-5-NE 36 (6:35) D.Carr pass short right to R.Streater ran ob at NE 27 for 9 yards.  
1-10-NE 27 (6:02) (No Huddle) D.McFadden up the middle to NE 25 for 2 yards (J.Collins; Chr.Jones).

P4

P5

Timeout #1 by OAK at 05:14.

2-8-NE 25 (5:14) (Shotgun) D.Carr pass short right to D.McFadden to NE 31 for -6 yards (D.Hightower; R.Ninkovich).  
 Penalty on OAK, Illegal Formation, declined.  
 Timeout #2 by OAK at 04:46.

3-14-NE 31 (4:46) (Shotgun) D.Carr pass incomplete short middle to M.Rivera (Cha.Jones).  
 4-14-NE 31 (4:42) S.Janikowski 49 yard field goal is GOOD, Center-J.Condo, Holder-M.King.

OAK 3 NE 0, 13 plays, 50 yards, 6:10 drive, 10:23 elapsed
---

S.Janikowski kicks 65 yards from OAK 35 to end zone, Touchback.

New England Patriots at 4:37

1-10-NE 20 (4:37) C.Fleming reported in as eligible. S.Ridley right tackle to NE 27 for 7 yards (K.Maiava; K.Mack).  
 2-3-NE 27 (4:08) S.Ridley left tackle to NE 29 for 2 yards (T.Branch).  
 3-1-NE 29 (3:39) S.Ridley left guard to NE 30 for 1 yard (T.Branch).  
1-10-NE 30 (3:06) S.Vereen up the middle to NE 41 for 11 yards (T.Branch).  
1-10-NE 41 (2:45) (No Huddle) S.Vereen left end pushed ob at NE 49 for 8 yards (T.Brown).  
 PENALTY on NE-C.Fleming, Offensive Holding, 10 yards, enforced at NE 41 - No Play.  
 1-20-NE 31 (2:27) T.Brady pass short right to S.Vereen to NE 26 for -5 yards (C.Rogers).  
 2-25-NE 26 (1:50) S.Vereen right tackle to NE 28 for 2 yards (K.Mack).  
 3-23-NE 28 (1:14) (Shotgun) T.Brady pass short right to S.Vereen ran ob at NE 29 for 1 yard.  
 Penalty on NE-S.Vollmer, Offensive Holding, declined.  
 4-22-NE 29 (:44) R.Allen punts 53 yards to OAK 18, Center-D.Aiken. T.Carrie to OAK 17 for -1 yards (M.Slater).

R1

R2

Oakland Raiders vs New England Patriots at Gillette Stadium

Oakland Raiders at 0:36

1-10-OAK 17 (:36) M.Watson reported in as eligible. D.Carr pass incomplete short left to M.Reece.

2-10-OAK 17 (:30) (Shotgun) D.Carr pass short right to D.Moore to OAK 28 for 11 yards (J.Mayo).

P6

END OF QUARTER

	Score	Time Poss	First Downs				Efficiencies	
			R	P	X	T	3 Down	4 Down
Oakland Raiders	3	10:02	2	4	0	6	2/4	0/0
New England Patriots	0	4:58	2	0	0	2	1/3	0/0

Oakland Raiders continued.

<u>1-10-OAK 28</u>	(15:00) (Shotgun) D.Carr pass short right to D.McFadden to OAK 30 for 2 yards (T.Wilson).	
2-8-OAK 30	(14:23) (Shotgun) D.McFadden left guard to OAK 31 for 1 yard (J.Mayo; D.Hightower).	
3-7-OAK 31	(13:43) (Shotgun) D.Carr pass short middle to R.Streater to OAK 45 for 14 yards (L.Ryan).	P7
<u>1-10-OAK 45</u>	(13:15) (No Huddle) D.McFadden up the middle to OAK 47 for 2 yards (J.Mayo; D.Hightower).	
2-8-OAK 47	(12:38) (No Huddle, Shotgun) D.Carr pass short right to M.Reece to OAK 45 for -2 yards (D.Hightower).	
3-10-OAK 45	(11:57) (No Huddle, Shotgun) D.Carr pass short left to M.Rivera to OAK 48 for 3 yards (N.Ebner). OAK-R.Streater was injured during the play.	
4-7-OAK 48	(11:29) (Punt formation) PENALTY on OAK-B.Mayowa, False Start, 5 yards, enforced at OAK 48 - No Play.	
4-12-OAK 43	(11:10) M.King punts 48 yards to NE 9, Center-J.Condo. J.Edelman to NE 16 for 7 yards (M.Reece; J.Condo).	

New England Patriots at 10:57

1-10-NE 16	(10:57) C.Fleming reported in as eligible. T.Brady pass short right to J.Edelman pushed ob at NE 28 for 12 yards (C.Rogers).	P3
<u>1-10-NE 28</u>	(10:28) T.Brady pass incomplete short middle to R.Gronkowski.	
2-10-NE 28	(10:23) S.Ridley right end to NE 34 for 6 yards (T.Carrie).	
3-4-NE 34	(9:52) (Shotgun) T.Brady pass short left to J.Edelman to NE 42 for 8 yards (C.Rogers).	P4
<u>1-10-NE 42</u>	(9:11) T.Brady pass short left to J.Edelman pushed ob at NE 46 for 4 yards (T.Brown).	
2-6-NE 46	(8:46) S.Ridley right end to OAK 49 for 5 yards (T.Branch; J.Tuck).	
3-1-OAK 49	(8:21) (No Huddle) S.Ridley left guard to OAK 47 for 2 yards (P.Sims).	R5
<u>1-10-OAK 47</u>	(7:51) S.Vereen up the middle to OAK 45 for 2 yards (J.Tuck).	
2-8-OAK 45	(7:18) T.Brady pass incomplete short right to B.LaFell [A.Smith].	
3-8-OAK 45	(7:13) (Shotgun) T.Brady pass short left to S.Vereen to OAK 36 for 9 yards (K.Mack).	P6
	Timeout #3 by OAK at 06:33.	
<u>1-10-OAK 36</u>	(6:32) C.Fleming reported in as eligible. S.Ridley up the middle to OAK 31 for 5 yards (T.Branch).	
2-5-OAK 31	(6:05) B.Bolden left guard to OAK 28 for 3 yards (M.Burris).	
3-2-OAK 28	(5:44) (No Huddle) T.Brady pass incomplete short left to J.Edelman.	
	PENALTY on OAK-T.Brown, Defensive Pass Interference, 14 yards, enforced at OAK 28 - No Play.	X7
<u>1-10-OAK 14</u>	(5:40) S.Ridley up the middle to OAK 15 for -1 yards (M.Burris; K.Maiava).	
2-11-OAK 15	(5:03) (Shotgun) T.Brady pass short middle to J.Edelman to OAK 6 for 9 yards (K.Mack; K.Maiava).	
	Timeout #1 by NE at 04:18.	
3-2-OAK 6	(4:18) (Shotgun) T.Brady pass short middle to R.Gronkowski for 6 yards, TOUCHDOWN.	P8
	S.Gostkowski extra point is GOOD, Center-D.Aiken, Holder-R.Allen.	

OAK 3 NE 7, 15 plays, 84 yards, 1 penalty, 6:43 drive, 10:46 elapsed

S.Gostkowski kicks 65 yards from NE 35 to end zone, Touchback.

Oakland Raiders at 4:14

1-10-OAK 20	(4:14) (Shotgun) D.McFadden left guard to OAK 20 for no gain (Cha.Jones).	
2-10-OAK 20	(3:36) (No Huddle, Shotgun) D.Carr pass short right to D.Moore ran ob at OAK 28 for 8 yards.	
3-2-OAK 28	(3:01) (Shotgun) D.Carr pass incomplete short right to M.Reece.	
4-2-OAK 28	(2:56) M.King punts 22 yards to 50, Center-J.Condo, downed by OAK-M.Reece.	

New England Patriots at 2:45

1-10-50	(2:45) C.Fleming reported in as eligible. S.Ridley right end to OAK 48 for 2 yards (A.Smith).	
2-8-OAK 48	(2:14) (Shotgun) T.Brady pass short right to J.Edelman ran ob at OAK 38 for 10 yards.	P9

Two-Minute Warning

<u>1-10-OAK 38</u>	(2:00) C.Fleming reported in as eligible. S.Ridley left guard to OAK 29 for 9 yards (T.Branch).	
2-1-OAK 29	(1:36) (No Huddle) T.Brady pass short right to R.Gronkowski to OAK 13 for 16 yards (K.Mack; K.Maiava).	P10
<u>1-10-OAK 13</u>	(1:11) (No Huddle) T.Brady pass short left to J.Edelman to OAK 9 for 4 yards (T.Branch).	
	Timeout #2 by NE at 01:06.	
2-6-OAK 9	(1:06) S.Ridley up the middle to OAK 3 for 6 yards (J.Ellis; T.Branch).	R11
<u>1-3-OAK 3</u>	(:46) (No Huddle) S.Ridley left tackle to OAK 2 for 1 yard (A.Smith).	
2-2-OAK 2	(:12) (Shotgun) S.Vereen left guard to OAK 2 for no gain (J.Tuck; T.Branch).	
	Timeout #3 by NE at 00:08.	
3-2-OAK 2	(:08) (Shotgun) T.Brady FUMBLES (Aborted) at OAK 8, and recovers at OAK 8. T.Brady pass incomplete short left to S.Vereen.	

Oakland Raiders vs New England Patriots at Gillette Stadium

4-2-OAK 2 (:03) S.Gostkowski 21 yard field goal is GOOD, Center-D.Aiken, Holder-R.Allen.

OAK 3 NE 10, 10 plays, 48 yards, 2:45 drive, 15:00 elapsed

END OF QUARTER	Time		First Downs				Efficiencies	
	Score	Poss	R	P	X	T	3 Down	4 Down
Oakland Raiders	3	5:32	0	1	0	1	1/3	0/0
New England Patriots	10	9:28	2	6	1	9	4/5	0/0



## Play By Play

## Third Quarter

9/21/2014

NE elects to Receive, and OAK elects to defend the South goal.

S.Janikowski kicks 65 yards from OAK 35 to end zone, Touchback.

New England Patriots at 15:00

- 1-10-NE 20 (15:00) T.Brady pass short right to J.Edelman to NE 23 for 3 yards (C.Rogers; K.Mack).
- 2-7-NE 23 (14:39) (No Huddle) S.Ridley left end to NE 20 for -3 yards (K.Mack).
- 3-10-NE 20 (14:06) (Shotgun) PENALTY on NE-J.Devey, False Start, 5 yards, enforced at NE 20 - No Play.
- 3-15-NE 15 (13:42) (Shotgun) T.Brady sacked at NE 10 for -5 yards (J.Tuck).
- 4-20-NE 10 (13:02) R.Allen punts 45 yards to OAK 45, Center-D.Aiken. T.Carrie to NE 48 for 7 yards (M.Slater).

Oakland Raiders at 12:52

- 1-10-NE 48 (12:52) D.McFadden up the middle to NE 44 for 4 yards (J.Vellano).
- 2-6-NE 44 (12:19) Direct snap to D.McFadden. D.McFadden up the middle to NE 41 for 3 yards (J.Vellano; J.Mayo).
- 3-3-NE 41 (11:38) (Shotgun) D.Carr pass short left to J.Jones pushed ob at NE 29 for 12 yards (D.Revis). P8
- 1-10-NE 29 (11:11) (Shotgun) D.Carr pass incomplete deep left to D.McFadden.
- PENALTY on NE-L.Ryan, Defensive Holding, 5 yards, enforced at NE 29 - No Play. X9
- 1-10-NE 24 (11:04) L.Murray right guard to NE 23 for 1 yard (R.Ninkovich).
- 2-9-NE 23 (10:31) D.Carr pass short right to J.Olawale pushed ob at NE 19 for 4 yards (R.Ninkovich).
- 3-5-NE 19 (9:48) (Shotgun) D.Carr pass incomplete short left to D.Moore.
- 4-5-NE 19 (9:43) S.Janikowski 37 yard field goal is GOOD, Center-J.Condo, Holder-M.King.

OAK 6 NE 10, 7 plays, 29 yards, 1 penalty, 3:13 drive, 5:21 elapsed

S.Janikowski kicks 65 yards from OAK 35 to end zone, Touchback.

New England Patriots at 9:39

- 1-10-NE 20 (9:39) (Shotgun) PENALTY on NE-R.Gronkowski, False Start, 5 yards, enforced at NE 20 - No Play.
- 1-15-NE 15 (9:39) (Shotgun) T.Brady pass short middle to B.LaFell to NE 30 for 15 yards (C.Woodson). P12
- 1-10-NE 30 (9:15) (No Huddle) S.Vereen up the middle to NE 30 for no gain (L.Woodley; K.Maiava).
- 2-10-NE 30 (8:44) C.Fleming reported in as eligible. T.Brady pass short left to J.Edelman to NE 39 for 9 yards (T.Branch).
- 3-1-NE 39 (8:14) (No Huddle) J.Edelman right end to NE 44 for 5 yards (C.Rogers; T.Brown). R13
- 1-10-NE 44 (7:41) C.Fleming reported in as eligible. S.Ridley left guard to NE 43 for -1 yards (C.Wilson).
- 2-11-NE 43 (7:04) T.Brady pass short right to S.Ridley to 50 for 7 yards (K.Maiava).
- 3-4-50 (6:21) (No Huddle, Shotgun) T.Brady pass incomplete short right to J.Edelman [K.Mack].
- 4-4-50 (6:16) R.Allen punts 36 yards to OAK 14, Center-D.Aiken, fair catch by T.Carrie.

Oakland Raiders at 6:09

- 1-10-OAK 14 (6:09) (Shotgun) D.McFadden right guard to OAK 16 for 2 yards (V.Wilfork; Chr.Jones).
- 2-8-OAK 16 (5:31) D.Carr pass short middle to M.Reece to OAK 28 for 12 yards (P.Chung). P10
- 1-10-OAK 28 (4:47) D.Carr pass incomplete deep left to A.Holmes.
- 2-10-OAK 28 (4:42) D.McFadden left tackle to OAK 34 for 6 yards (Chr.Jones; R.Ninkovich).
- 3-4-OAK 34 (4:00) (Shotgun) D.Carr pass deep left to A.Holmes to NE 37 for 29 yards (L.Ryan). P11
- 1-10-NE 37 (3:16) (Shotgun) D.Carr pass incomplete deep left to M.Reece (P.Chung).
- 2-10-NE 37 (3:11) PENALTY on OAK-D.Penn, False Start, 5 yards, enforced at NE 37 - No Play.
- 2-15-NE 42 (3:11) (Shotgun) D.Carr pass incomplete short middle to J.Jones (Cha.Jones).
- 3-15-NE 42 (3:07) (Shotgun) D.Carr pass short middle to J.Jones to NE 29 for 13 yards (N.Ebner; D.Revis).
- 4-2-NE 29 (2:25) S.Janikowski 47 yard field goal is GOOD, Center-J.Condo, Holder-M.King.

OAK 9 NE 10, 9 plays, 57 yards, 3:48 drive, 12:39 elapsed

S.Janikowski kicks 50 yards from OAK 35 to NE 15. M.Slater pushed ob at NE 41 for 26 yards (J.Dowling).

New England Patriots at 2:21, (1st play from scrimmage 2:14)

- 1-10-NE 41 (2:14) T.Brady pass short left to T.Wright to OAK 39 for 20 yards (C.Woodson) [J.Tuck]. P14
- 1-10-OAK 39 (1:55) (No Huddle) S.Ridley left end to OAK 40 for -1 yards (K.Maiava).
- 2-11-OAK 40 (1:24) T.Brady pass short left to K.Thompkins to OAK 24 for 16 yards (T.Brown). P15
- 1-10-OAK 24 (:55) C.Fleming reported in as eligible. S.Ridley left guard to OAK 24 for no gain (C.Wilson; P.Sims).
- PENALTY on OAK, Defensive 12 On-field, 5 yards, enforced at OAK 24 - No Play. X16
- 1-10-OAK 19 (:47) S.Ridley right end to OAK 13 for 6 yards (K.Maiava).

Oakland Raiders vs New England Patriots at Gillette Stadium

2-4-OAK 13	(:14) B.Bolden up the middle to OAK 12 for 1 yard (M.Burris).							
END OF QUARTER		Time	First Downs				Efficiencies	
	Score	Poss	R	P	X	T	3 Down	4 Down
Oakland Raiders	9	7:01	0	3	1	4	2/4	0/0
New England Patriots	10	7:59	1	3	1	5	1/3	0/0

## Play By Play

## Fourth Quarter

9/21/2014

New England Patriots continued.

3-3-OAK 12	(15:00) (Shotgun) T.Brady pass short left to J.Edelman to OAK 2 for 10 yards (U.Young).	P17
<u>1-2-OAK 2</u>	(14:33) (No Huddle) S.Vereen left tackle to OAK 2 for no gain (U.Young).	
2-2-OAK 2	(13:53) C.Fleming reported in as eligible. T.Brady pass incomplete short middle to R.Gronkowski (C.Woodson).	
3-2-OAK 2	(13:49) T.Brady pass incomplete short right to D.Amendola.	
4-2-OAK 2	(13:45) S.Gostkowski 20 yard field goal is GOOD, Center-D.Aiken, Holder-R.Allen.	

OAK 9 NE 13, 10 plays, 57 yards, 1 penalty, 3:39 drive, 1:18 elapsed

S.Gostkowski kicks 65 yards from NE 35 to end zone, Touchback.

Oakland Raiders at 13:42

1-10-OAK 20	(13:42) D.Carr pass short left to D.McFadden to OAK 29 for 9 yards (J.Mayo).	
2-1-OAK 29	(13:00) (No Huddle, Shotgun) L.Murray right guard to OAK 29 for no gain (V.Wilfork; J.Vellano).	
3-1-OAK 29	(12:19) L.Murray right guard to OAK 29 for no gain (R.Ninkovich; J.Mayo).	
4-1-OAK 29	(11:25) M.King punts 52 yards to NE 19, Center-J.Condo, downed by OAK-B.Butler.	

New England Patriots at 11:15

1-10-NE 19	(11:15) (Shotgun) T.Brady pass short left to J.Edelman pushed ob at NE 34 for 15 yards (C.Rogers).	P18
<u>1-10-NE 34</u>	(10:51) S.Ridley right end to NE 39 for 5 yards (T.Carrie).	
2-5-NE 39	(10:14) (Shotgun) T.Brady pass short right to J.Edelman to NE 45 for 6 yards (L.Woodley). Oakland challenged the pass completion ruling, and the play was REVERSED. (Shotgun) T.Brady pass incomplete short right to J.Edelman.	
3-5-NE 39	(10:11) (Shotgun) T.Brady pass short left to D.Amendola to OAK 42 for 19 yards (T.Brown).  PENALTY on NE-B.LaFell, Offensive Pass Interference, 10 yards, enforced at NE 39 - No Play.	
3-15-NE 29	(9:48) (Shotgun) T.Brady pass deep middle to R.Gronkowski to OAK 49 for 22 yards (M.Burris; U.Young).	P19
<u>1-10-OAK 49</u>	(9:16) T.Brady pass incomplete deep middle to B.LaFell (C.Woodson).	
2-10-OAK 49	(9:10) S.Vereen left end to OAK 44 for 5 yards (C.Woodson).	
3-5-OAK 44	(8:25) (Shotgun) T.Brady pass short left to S.Vereen to OAK 32 for 12 yards (C.Woodson; U.Young).	P20
<u>1-10-OAK 32</u>	(7:44) T.Brady pass short right to B.LaFell to OAK 20 for 12 yards (T.Carrie).	P21
	Timeout #1 by OAK at 07:07.	
<u>1-10-OAK 20</u>	(7:07) C.Fleming reported in as eligible. S.Ridley left end to OAK 18 for 2 yards (P.Sims; M.Burris).	
2-8-OAK 18	(6:32) T.Brady pass incomplete short middle to R.Gronkowski [J.Tuck].	
3-8-OAK 18	(6:28) (Shotgun) T.Brady pass incomplete short left to B.LaFell.	
4-8-OAK 18	(6:24) S.Gostkowski 36 yard field goal is GOOD, Center-D.Aiken, Holder-R.Allen.	

OAK 9 NE 16, 12 plays, 63 yards, 4:55 drive, 8:40 elapsed

S.Gostkowski kicks 65 yards from NE 35 to end zone, Touchback.

Oakland Raiders at 6:20

1-10-OAK 20	(6:20) (Shotgun) D.Carr pass short middle to D.McFadden to OAK 21 for 1 yard (D.Hightower).	
2-9-OAK 21	(5:40) (Shotgun) D.Carr pass incomplete deep left to D.Moore (L.Ryan).	
3-9-OAK 21	(5:35) (Shotgun) D.Carr pass incomplete short right to M.Rivera.	
4-9-OAK 21	(5:26) M.King punts 52 yards to NE 27, Center-J.Condo, fair catch by J.Edelman.	

New England Patriots at 5:18

1-10-NE 27	(5:18) S.Ridley right end to NE 28 for 1 yard (J.Ellis).	
2-9-NE 28	(4:43) T.Brady sacked at NE 20 for -8 yards (C.Wilson).	
3-17-NE 20	(4:04) (Shotgun) T.Brady pass short left to B.LaFell to NE 35 for 15 yards (T.Brown).	
4-2-NE 35	(3:24) R.Allen punts 48 yards to OAK 17, Center-D.Aiken. T.Carrie to OAK 38 for 21 yards (M.Slater).	

Oakland Raiders at 3:12

1-10-OAK 38	(3:12) D.McFadden left tackle to OAK 48 for 10 yards (D.McCourty).	R12
<u>1-10-OAK 48</u>	(2:31) (Shotgun) D.McFadden up the middle to OAK 49 for 1 yard (J.Vellano; J.Mayo).	
2-9-OAK 49	(2:01) (Shotgun) D.Carr pass deep left to J.Jones ran ob at NE 33 for 18 yards.	P13

Two-Minute Warning

<u>1-10-NE 33</u>	(1:57) (Shotgun) D.Carr pass incomplete deep left to J.Jones [D.Hightower].	
2-10-NE 33	(1:50) (Shotgun) D.McFadden left guard to NE 30 for 3 yards (V.Wilfork).	
3-7-NE 30	(1:08) (Shotgun) D.Carr pass incomplete deep left to A.Holmes.	

## Oakland Raiders vs New England Patriots at Gillette Stadium

X14

PENALTY on NE-L.Ryan, Defensive Pass Interference, 24 yards, enforced at NE 30 - No Play.

1-6-NE 6

(1:02) (Shotgun) D.McFadden left guard for 6 yards, TOUCHDOWN NULLIFIED by Penalty.

PENALTY on OAK-G.Jackson, Offensive Holding, 10 yards, enforced at NE 2.

1-12-NE 12

(:59) D.Carr pass short right intended for D.Moore INTERCEPTED by V.Wilfork at NE 10. V.Wilfork to NE 11 for 1 yard (S.Wisniewski).

New England Patriots at 0:51

1-10-NE 11

(:51) T.Brady kneels to NE 9 for -2 yards.

Timeout #2 by OAK at 00:48.

2-12-NE 9

(:48) T.Brady kneels to NE 7 for -2 yards.

Timeout #3 by OAK at 00:45.

3-14-NE 7

(:45) T.Brady kneels to NE 4 for -3 yards.

Timeout #1 by NE at 00:03.

4-17-NE 4

(:03) T.Brady pass incomplete deep right to J.Edelman.

END OF QUARTER

	Score	Time Poss	First Downs				Efficiencies	
			R	P	X	T	3 Down	4 Down
Oakland Raiders	9	5:50	1	1	1	3	0/2	0/0
New England Patriots	16	9:10	0	5	0	5	3/7	0/1

# Miscellaneous Statistics Report

Oakland Raiders vs New England Patriots

9/21/2014 at Gillette Stadium

## Ten Longest Plays for Oakland Raiders

Yards	Qtr	Play Start	Play Description
29	3	3-4-OAK 34	(4:00) (Shotgun) D.Carr pass deep left to A.Holmes to NE 37 for 29 yards (L.Ryan).
18	4	2-9-OAK 49	(2:01) (Shotgun) D.Carr pass deep left to J.Jones ran ob at NE 33 for 18 yards.
14	2	3-7-OAK 31	(13:43) (Shotgun) D.Carr pass short middle to R.Streater to OAK 45 for 14 yards (L.Ryan).
13	3	3-15-NE 42	(3:07) (Shotgun) D.Carr pass short middle to J.Jones to NE 29 for 13 yards (N.Ebner; D.Revis).
12	3	3-3-NE 41	(11:38) (Shotgun) D.Carr pass short left to J.Jones pushed ob at NE 29 for 12 yards (D.Revis).
12	3	2-8-OAK 16	(5:31) D.Carr pass short middle to M.Reece to OAK 28 for 12 yards (P.Chung).
11	1	2-10-OAK 17	(:30) (Shotgun) D.Carr pass short right to D.Moore to OAK 28 for 11 yards (J.Mayo).
10	4	1-10-OAK 38	(3:12) D.McFadden left tackle to OAK 48 for 10 yards (D.McCourty).
9	1	1-10-OAK 19	(10:47) D.Carr pass short left to M.Reece pushed ob at OAK 28 for 9 yards (D.Revis).
9	1	3-6-50	(7:44) (Shotgun) D.Carr pass short left to R.Streater ran ob at NE 41 for 9 yards.

## Ten Longest Plays for New England Patriots

Yards	Qtr	Play Start	Play Description
22	4	3-15-NE 29	(9:48) (Shotgun) T.Brady pass deep middle to R.Gronkowski to OAK 49 for 22 yards (M.Burris; U.Young).
20	3	1-10-NE 41	(2:14) T.Brady pass short left to T.Wright to OAK 39 for 20 yards (C.Woodson) [J.Tuck].
16	2	2-1-OAK 29	(1:36) (No Huddle) T.Brady pass short right to R.Gronkowski to OAK 13 for 16 yards (K.Mack; K.Maiava).
16	3	2-11-OAK 40	(1:24) T.Brady pass short left to K.Thompkins to OAK 24 for 16 yards (T.Brown).
15	3	1-15-NE 15	(9:39) (Shotgun) T.Brady pass short middle to B.LaFell to NE 30 for 15 yards (C.Woodson).
15	4	1-10-NE 19	(11:15) (Shotgun) T.Brady pass short left to J.Edelman pushed ob at NE 34 for 15 yards (C.Rogers).
15	4	3-17-NE 20	(4:04) (Shotgun) T.Brady pass short left to B.LaFell to NE 35 for 15 yards (T.Brown).
12	2	1-10-NE 16	(10:57) C.Fleming reported in as eligible. T.Brady pass short right to J.Edelman pushed ob at NE 28 for 12 yards (C.Rogers).
12	4	3-5-OAK 44	(8:25) (Shotgun) T.Brady pass short left to S.Vereen to OAK 32 for 12 yards (C.Woodson; U.Young).
12	4	1-10-OAK 32	(7:44) T.Brady pass short right to B.LaFell to OAK 20 for 12 yards (T.Carrie).

## Touchdown Scoring Information

		Offense	Defense	Special Teams
VISITOR	Oakland Raiders	0	0	0
HOME	New England Patriots	1	0	0

## Player Scoring Information

Club	Player	TD	Rush TD	Rec TD	KO TD	Punt TD	Int TD	Fum TD	Misc TD	FG	XP	2Pt Rush	2Pt Rec	Sfty	Points
OAK	S.Janikowski	0	0	0	0	0	0	0	0	3	0	0	0	0	9
NE	S.Gostkowski	0	0	0	0	0	0	0	0	3	1	0	0	0	10
NE	R.Gronkowski	0	0	1	0	0	0	0	0	0	0	0	0	0	6

## Possession Detail

	First Half		Second Half		Game	
	Visitor	Home	Visitor	Home	Visitor	Home
Largest Lead	3	7	0	7	3	7
Drives Leading	1	1	0	6	1	7
Time of Possession Leading	4:39	2:45	0:00	17:09	4:39	19:54
Largest Deficit	-7	-3	-7	0	-7	-3
Drives Trailing	1	2	5	0	6	2
Time of Possession Trailing	1:29	10:44	12:51	0:00	14:20	10:44
Times Score Tied Up		0		0		0
Lead Changes		2		0		2

# Playtime Percentage

*Percent of playtime per player on offense, defense and special teams*


Oakland Raiders						New England Patriots					
		Offense	Defense	Special Teams				Offense	Defense	Special Teams	
K Barnes	G	58 100%		3	12%	D Connolly	G	75 100%		4	16%
D Penn	T	58 100%		3	12%	S Vollmer	T	75 100%		4	16%
A Howard	G	58 100%		3	12%	N Solder	T	75 100%		4	16%
S Wisniewski	C	58 100%		3	12%	M Cannon	T	75 100%		4	16%
G Jackson	G	58 100%		3	12%	T Brady	QB	75 100%			
D Carr	QB	58 100%				J Edelman	WR	70 93%		5	20%
D McFadden	RB	55 95%				J Devey	T	60 80%		4	16%
M Rivera	TE	41 71%		8	32%	M Hoomanawanui	TE	48 64%		8	32%
J Jones	WR	40 69%				R Gronkowski	TE	44 59%			
D Moore	WR	37 64%				B LaFell	WR	43 57%		4	16%
M Reece	FB	33 57%		5	20%	S Ridley	RB	43 57%			
A Holmes	WR	27 47%		13	52%	K Thompson	WR	36 48%			
B Leonhardt	TE	23 40%		7	28%	S Vereen	RB	28 37%			
R Streater	WR	19 33%				D Amendola	WR	27 36%		1	4%
J Olawale	FB	6 10%		18	72%	B Stork	C	15 20%		4	16%
V Brown	WR	4 7%				J Develin	FB	12 16%		4	16%
L Murray	RB	3 5%		13	52%	C Fleming	T	12 16%			
M Watson	T	2 3%		3	12%	B Bolden	RB	7 9%		9	36%
M Burris	LB		75 100%	9	36%	T Wright	TE	5 7%		9	36%
C Woodson	FS		75 100%	4	16%	L Ryan	CB		58 100%	9	36%
T Brown	CB		74 99%	6	24%	R Ninkovich	DE		58 100%	8	32%
K Mack	LB		73 97%	4	16%	D McCourty	SS		58 100%	7	28%
C Rogers	CB		68 91%	7	28%	C Jones	DE		58 100%	7	28%
K Maiava	LB		65 87%	9	36%	D Hightower	LB		58 100%	3	12%
L Woodley	DE		54 72%	1	4%	J Mayo	LB		58 100%	3	12%
A Smith	DT		49 65%	4	16%	D Revis	CB		58 100%		
T Branch	SS		49 65%	2	8%	V Wilfork	DT		48 83%	3	12%
J Ellis	DT		48 64%	2	8%	P Chung	FS		40 69%	12	48%
J Tuck	DE		43 57%	4	16%	C Jones	DT		27 47%	3	12%
T Carrie	CB		42 56%	9	36%	K Arrington	CB		21 36%	12	48%
P Sims	NT		37 49%	2	8%	J Collins	LB		19 33%		
U Young	SS		33 44%	17	68%	D Easley	DE		16 28%		
C Wilson	DE		21 28%	2	8%	T Wilson	SS		15 26%	20	80%
S McGee	DT		12 16%			J Vellano	DT		14 24%	3	12%
B Mayowa	DE		4 5%	14	56%	D Harmon	FS		12 21%	4	16%
J Dowling	FS		2 3%	6	24%	N Ebner	FS		10 17%	18	72%
N Thorpe	CB		1 1%	18	72%	S Siliga	DT		10 17%		
D Ausberry	TE			14	56%	C White	LB			18	72%
B Filimoeatu	LB			13	52%	M Slater	WR			18	72%
K McGill	CB			13	52%	D Skinner	LB			18	72%
B Butler	WR			9	36%	M Buchanan	DE			14	56%
M King	P			8	32%	R Allen	P			9	36%
J Condo	LS			8	32%	D Aiken	LS			9	36%
S Janikowski	K			7	28%	S Gostkowski	K			8	32%






**CHIEFS**

***UPDATED PLAYER BIOGRAPHIES***




# HUSAIN ABDULLAH

SAFETY



# 39

6-0 • 204 • Born: 7/27/85  
 Pomona, Calif. • NFL Exp: 6 (2nd with Chiefs)  
 GP/GS (Playoffs): 73/29 (4/1)  
 Acq: UFA-14 • Washington State



## PRO CAREER:

- Sixth-year safety has played in 73 games (29 starts).
- Started an AFC Wild Card Game at Indianapolis in his first season with the Chiefs.
- Played mostly special teams in his career until capturing a starting role in 2010 with the Minnesota Vikings.
- Has recorded 148 tackles (117 solo), 2.5 sacks (25.5 yards), five interceptions, including one returned for a 44-yard touchdown, 18 pass breakups, five QB pressures and 59 special teams tackles in six NFL seasons (2008-11, 2013-14) ... Has played in four postseason contests, recording seven tackles, two INTs and two passes defended.
- Was one of six players named a team captain for the 2013 postseason in a vote by teammates, identifying him as a key special teams contributor.
- Recorded six solo tackles, two interceptions and two passes defended in Kansas City's AFC Wild Card Game at Indianapolis (1/4/14). His two interceptions tied a franchise single-game record for postseason contests, becoming the sixth player in team history to accomplish the feat.
- A practicing Muslim, Abdullah sat out of football in the 2012 season to make a pilgrimage to Mecca in Saudi Arabia.
- Originally entered the NFL as an undrafted free agent with the Minnesota Vikings in 2008.

**TRANSACTIONS:** Resigned with Kansas City as an Unrestricted Free Agent (3/12/14) ... Signed with Kansas City (2/18/13) ... Declared Free Agent (3/13/12) ... Re-signed with Minnesota (7/31/11) ... Signed with Minnesota as an undrafted free agent (5/2/08).

**KANSAS CITY (2013-14):** Has played in 19 games (five starts) at safety, logging five pass breakups, one interception returned for a touchdown, a half of a sack (-3.5 yards), three quarterback pressures, 26 tackles (21 solo), one fumble recovery and 10 tackles on special teams ... Started in one postseason game, posting six solo tackles, two interceptions for five yards and two passes defended.

**2014:** Has started in three games at free safety tallying nine solo tackles, one quarterback pressure and one pass defended.

**2013:** Played in 16 games (two starts) at safety, logging four pass breakups, one interception, one touchdown, a half of a sack (-3.5 yards), two quarterback pressures, 17 tackles (12 solo), one fumble recovery and 10 tackles on

special teams ... Started in one postseason game, posting six solo tackles, two interceptions for five yards and two passes defended.

**MINNESOTA (2008-11):** Played in 54 games (24 starts), recording 122 tackles (96 solo), 2.0 sacks (-22.0 yards), four interceptions, 13 passes defended, two QB pressures, and 39 special teams tackles ... Appeared in three postseason contests, tallying three special teams tackles.

**2011:** Started in all nine games he appeared in and was inactive in two contests before being placed on injured reserve on Nov. 29 with a head injury ... Recorded 49 tackles (44 solo), 1.0 sack (-8.0 yards), one QB pressure, one interception and five passes defended.

**2010:** Started all 15 games he appeared in, recording 71 tackles (50 solo), three interceptions, seven passes defended, four special teams tackles.

**2009:** Appeared in 14 contests, recording two solo tackles, 1.0 sack (-14.0 yards), one pass defended and a pressure and 15 special teams tackles ... Played in two postseason contests, recording one solo tackle and three special teams tackles.

**2008:** Appeared in all 16 games, pacing the team with 20 special teams tackles ... Played in one postseason contest.

**COLLEGE:** Named Honorable Mention All-Pac 10 as a senior after recording team highs with 93 tackles and four interceptions ... Named team defensive MVP after his senior campaign ... Finished career with 10 interceptions, placing him 11th in school history ... Started 33 consecutive games to finish his career ... Earned a bachelor's degree in sociology at Washington State.

## PERSONAL:

- Standout in football, basketball and golf at Pomona High School in Pomona, Calif., earning three letters in golf and two years in basketball.
- Named to second team All-CIF as a senior, CIF Div. 9 Defensive Player of the Year, All-CIF All-Division second team.
- Older brother, Hamza, played safety for the Arizona Cardinals (2009-11), Cleveland Browns (2008) Denver Broncos (2005-08).
- Younger brother, Esa Johnwell, played wide receiver at Washington State.
- Hosted a free youth football camp with his brother, Hazma, during the 2011 offseason in Pomona, Calif.
- Married; wife, Zhavon, with a son, Jalaal, and a daughter, Kameela.

## ABDULLAH'S NFL STATISTICS

TACKLES		SACKS				INTS		FUMBLES			QB		
Year	Team	G-S	Solos	Asst.	Total	No.	Yds.	No.	Yds.	PDs	FF	FR	Yds. Press.
2008	Minnesota	16-0	0	0	0	0.0	0.0	0	0	0	0	0	0
2009	Minnesota	14-0	2	0	2	1.0	14.0	0	0	1	0	0	0
2010	Minnesota	15-15	50	21	71	0.0	0.0	3	5	7	0	0	0
2011	Minnesota	9-9	44	5	49	1.0	8.0	1	32	5	0	0	0
2013	Kansas City	16-2	12	5	17	0.5	3.5	1	44	4	0	0	0
2014	Kansas City	3-3	9	0	9	0.0	0.0	0	0	1	0	0	0
<b>Totals</b>		<b>73-29</b>	<b>117</b>	<b>31</b>	<b>148</b>	<b>2.5</b>	<b>25.5</b>	<b>5</b>	<b>81</b>	<b>18</b>	<b>0</b>	<b>0</b>	<b>0</b>

**Additional Stats:** Has 49 special teams tackles - 10 in 2013, 4 in 2010, 15 in 2009 and 20 in 2008. Returned a QB Terrelle Pryor interception 44 yards for a touchdown vs. Oakland (10/13/13). Recovered a fumble on special teams at Oakland (12/15/13).

### POSTSEASON

		TACKLES				SACKS		INTS			FUMBLES			QB
Year	Team	G-S	Solos	Asst.	Total	No.	Yds.	No.	Yds.	PDs	FF	FR	Yds.	Press.
2008	Minnesota	1-0	0	0	0	0.0	0.0	0	0	0	0	0	0	0
2009	Minnesota	2-0	1	0	1	0.0	0.0	0	0	0	0	0	0	0
2013	Kansas City	1-1	6	0	6	0.0	0.0	2	5	2	0	0	0	0
	Totals	4-1	7	0	7	0.0	0.0	2	5	2	0	0	0	0

### SINGLE GAME CAREER HIGHS

**Tackles:** 9 (7 solo) at Detroit (1/2/11)  
**Sacks:** 1.0 at Carolina (10/30/11)  
**Interceptions:** 2 at Chicago (11/14/10)

**INT Return Yards:** 44 vs. Oakland (10/13/13)  
**Passes Defensed:** 3 at Philadelphia (12/28/10)

## ABDULLAH'S GAME-BY-GAME STATISTICS

**2014**

**CHIEFS**

Date	Opp.	Tkl	Ast	Tot	TFL	Sck	INT	FR	FF	PR	PD
9/7	TENNESSEE	3	0	3	0	0.0	0-0	0	0	1	0
9/14	@ Denver	1	0	1	0	0.0	0-0	0	0	0	0
9/21	@ Miami	5	0	5	0	0.0	0-0	0	0	0	1
<b>TOTALS</b>		<b>9</b>	<b>0</b>	<b>9</b>	<b>0</b>	<b>0.0</b>	<b>0-0</b>	<b>0</b>	<b>0</b>	<b>1</b>	<b>1</b>

# ABDULLAH'S GAME-BY-GAME STATISTICS

2013

CHIEFS

Date	Opp.	Tkl	Ast	Tot	TFL	Sck	INT	FR	FF	PR	PD
9/8	@ Jacksonville	0	0	0	0	0.0	0-0	0	0	0	1
9/15	DALLAS	1	1	2	0	0.0	0-0	0	0	0	1
9/19	@ Philadelphia	1	0	1	0	0.0	0-0	0	0	0	1
9/29	N.Y. GIANTS	0	0	0	0	0.0	0-0	0	0	1	0
10/6	@ Tennessee	1	0	1	0	0.0	0-0	0	0	0	0
10/13	OAKLAND	1	1	2	0	0.5	1-44t	0	0	1	1
10/20	HOUSTON	0	0	0	0	0.0	0-0	0	0	0	0
10/27	CLEVELAND	1	0	1	0	0.0	0-0	0	0	0	0
11/3	@ Buffalo	0	1	1	0	0.0	0-0	0	0	0	0
11/17	@ Denver	1	0	1	0	0.0	0-0	0	0	0	0
11/24	SAN DIEGO	0	0	0	0	0.0	0-0	0	0	0	0
12/1	DENVER	0	0	0	0	0.0	0-0	0	0	0	0
12/8	@ Washington	0	0	0	0	0.0	0-0	0	0	0	0
12/15	@ Oakland	0	0	0	0	0.0	0-0	0	0	0	0
12/22	INDIANAPOLIS	0	0	0	0	0.0	0-0	0	0	0	0
12/29	@ San Diego	6	2	8	0	0.0	0-0	0	0	0	0
<b>TOTALS</b>		<b>12</b>	<b>5</b>	<b>17</b>	<b>0</b>	<b>0.5</b>	<b>1-44t</b>	<b>0</b>	<b>0</b>	<b>2</b>	<b>4</b>
1/4/14	@ Indianapolis	6	0	6	0	0.0	2-5	0	0	0	2
<b>PLAYOFF TOTALS</b>		<b>6</b>	<b>0</b>	<b>6</b>	<b>0</b>	<b>0.0</b>	<b>2-5</b>	<b>0</b>	<b>0</b>	<b>0</b>	<b>2</b>

2011

VIKINGS

Date	Opp.	Tkl	Ast	Tot	TFL	Sck	INT	FR	FF	PR	PD
9/11	@ San Diego	6	0	6	0	0.0	0-0	0	0	0	1
9/18	TAMPA BAY	6	0	6	0	0.0	1-32	0	0	0	1
9/25	DETROIT	3	1	4	0	0.0	0-0	0	0	0	1
10/2	@ Kansas City	7	1	8	0	0.0	0-0	0	0	0	0
10/9	ARIZONA	4	1	5	0	0.0	0-0	0	0	0	0
10/16	@ Chicago	5	0	5	0	0.0	0-0	0	0	0	1
10/23	GREEN BAY	4	1	5	0	0.0	0-0	0	0	0	1
10/30	@ Carolina	6	1	7	0	1.0	0-0	0	0	0	2
11/14	@Green Bay	3	0	3	0	0.0	0-0	0	0	0	0
11/20	OAKLAND	Inactive/Head									
11/27	@ Atlanta	Inactive/Head									
12/4	DENVER	Injured Reserve/Head									
12/11	@ Detroit	Injured Reserve/Head									
12/18	NEW ORLEANS	Injured Reserve/Head									
12/24	@ Washington	Injured Reserve/Head									
1/1/12	CHICAGO	Injured Reserve/Head									
<b>TOTALS</b>		<b>44</b>	<b>5</b>	<b>49</b>	<b>0</b>	<b>1.0</b>	<b>1-32</b>	<b>0</b>	<b>0</b>	<b>0</b>	<b>5</b>

2010

VIKINGS

Date	Opp.	Tkl	Ast	Tot	TFL	Sck	INT	FR	FF	PR	PD
9/9	@ New Orleans	3	1	4	0	0.0	0-0	0	0	0	0
9/19	MIAMI	2	1	3	0	0.0	0-0	0	0	0	0
9/26	DETROIT	3	2	5	0	0.0	0-0	0	0	0	2
10/11	@ N.Y. Jets	4	5	9	0	0.0	0-0	0	0	0	0
10/17	DALLAS	3	0	3	0	0.0	0-0	0	0	0	0
10/24	@ Green Bay	Inactive/Head									
10/31	@ New England	3	2	5	0	0.0	0-0	0	0	0	0
11/7	ARIZONA	1	0	1	0	0.0	0-0	0	0	0	0
11/14	@ Chicago	5	0	5	0	0.0	2-5	0	0	0	2
11/21	GREEN BAY	3	1	4	0	0.0	0-0	0	0	0	0
11/28	@ Washington	3	2	5	0	0.0	0-0	0	0	0	0
12/5	BUFFALO	5	2	7	0	0.0	0-0	0	0	0	0
12/13	N.Y. GIANTS	1	2	3	0	0.0	0-0	0	0	0	0
12/20	CHICAGO	6	1	7	0	0.0	0-0	0	0	0	0
12/28	@ Philadelphia	1	0	1	0	0.0	1-0	0	0	0	3
1/1/11	@ Detroit	7	2	9	0	0.0	0-0	0	0	0	0
<b>TOTALS</b>		<b>50</b>	<b>21</b>	<b>71</b>	<b>0</b>	<b>0.0</b>	<b>3-5</b>	<b>0</b>	<b>0</b>	<b>0</b>	<b>7</b>

# ABDULLAH'S GAME-BY-GAME STATISTICS

2009

VIKINGS


Date	Opp.	Tkl	Ast	Tot	TFL	Sck	INT	FR	FF	PR	PD
9/9	@ New Orleans	0	0	0	0	0.0	0-0	0	0	0	0
9/19	MIAMI					Inactive					
9/26	DETROIT					Inactive					
10/11	@ N.Y. Jets	0	0	0	0	0.0	0-0	0	0	0	0
10/17	DALLAS	1	0	1	0	0.0	0-0	0	0	0	0
10/24	@ Green Bay	0	0	0	0	0.0	0-0	0	0	0	0
10/31	@ New England	0	0	0	0	0.0	0-0	0	0	0	0
11/7	ARIZONA	0	0	0	0	0.0	0-0	0	0	0	0
11/14	@ Chicago	0	0	0	0	0.0	0-0	0	0	0	0
11/21	GREEN BAY	1	0	1	0	1.0	0-0	0	0	0	1
11/28	@ Washington	0	0	0	0	0.0	0-0	0	0	0	0
12/5	BUFFALO	0	0	0	0	0.0	0-0	0	0	0	0
12/13	N.Y. GIANTS	0	0	0	0	0.0	0-0	0	0	0	0
12/20	CHICAGO	0	0	0	0	0.0	0-0	0	0	0	0
12/28	@ Philadelphia	0	0	0	0	0.0	0-0	0	0	0	0
1/1/11	@ Detroit	0	0	0	0	0.0	0-0	0	0	0	0
<b>TOTALS</b>		<b>2</b>	<b>0</b>	<b>2</b>	<b>0</b>	<b>1.0</b>	<b>0-0</b>	<b>0</b>	<b>0</b>	<b>0</b>	<b>1</b>
1/17/10	DALLAS	1	0	1	0	0.0	0-0	0	0	0	1
1/24/10	@ New Orleans	0	0	0	0	0.0	0-0	0	0	0	0
<b>PLAYOFF TOTALS</b>		<b>1</b>	<b>0</b>	<b>1</b>	<b>0</b>	<b>0.0</b>	<b>0-0</b>	<b>0</b>	<b>0</b>	<b>0</b>	<b>1</b>

2008

VIKINGS

Date	Opp.	Tkl	Ast	Tot	TFL	Sck	INT	FR	FF	PR	PD
9/8	@ Green Bay	0	0	0	0	0.0	0-0	0	0	0	0
9/14	INDIANAPOLIS	0	0	0	0	0.0	0-0	0	0	0	0
9/21	CAROLINA	0	0	0	0	0.0	0-0	0	0	0	0
9/28	@ Tennessee	0	0	0	0	0.0	0-0	0	0	0	0
10/6	@ New Orleans	0	0	0	0	0.0	0-0	0	0	0	0
10/12	DETROIT	0	0	0	0	0.0	0-0	0	0	0	0
10/19	@ Chicago	0	0	0	0	0.0	0-0	0	0	0	0
11/2	HOUSTON	0	0	0	0	0.0	0-0	0	0	0	0
11/9	GREEN BAY	0	0	0	0	0.0	0-0	0	0	0	0
11/16	@ Tampa Bay	0	0	0	0	0.0	0-0	0	0	0	0
11/23	@ Jacksonville	0	0	0	0	0.0	0-0	0	0	0	0
11/30	CHICAGO	0	0	0	0	0.0	0-0	0	0	0	0
12/7	@ Detroit	0	0	0	0	0.0	0-0	0	0	0	0
12/14	@ Arizona	0	0	0	0	0.0	0-0	0	0	0	0
12/21	ATLANTA	0	0	0	0	0.0	0-0	0	0	0	0
12/28	N.Y. GIANTS	0	0	0	0	0.0	0-0	0	0	0	0
<b>TOTALS</b>		<b>0</b>	<b>0</b>	<b>0</b>	<b>0</b>	<b>0.0</b>	<b>0-0</b>	<b>0</b>	<b>0</b>	<b>0</b>	<b>0</b>
1/4/09	PHILADELPHIA	0	0	0	0	0.0	0-0	0	0	0	0
<b>PLAYOFF TOTALS</b>		<b>0</b>	<b>0</b>	<b>0</b>	<b>0</b>	<b>0.0</b>	<b>0-0</b>	<b>0</b>	<b>0</b>	<b>0</b>	<b>0</b>





**DONNIE  
AVERY**  
WIDE RECEIVER



5-11 • 200 • Born: 6/12/84  
Houston, Texas • NFL Exp: 7 (2nd with Chiefs)  
GP/GS (Playoffs) 74/59 (2/2)  
Acq: UFA-13 • Houston

**PRO CAREER:**

- Seventh-year wide receiver enters his second season with the Chiefs after joining the Chiefs as an unrestricted free agent in 2013.
- Has appeared in 74 career games (59 starts), recording 215 receptions for 2,795 yards (13.10avg.) with 14 touchdowns. Also has 20 carries for 114 yards (5.7 avg.) with one touchdown and has two kickoff returns for 40 yards (20.0 avg.).
- Has started in two postseason contests, registering three receptions for 91 yards (30.3 avg.) and one rush for 15 yards.
- Set a Kansas City franchise record for longest reception in a postseason contest, hauling in a 79-yard touchdown reception from QB Alex Smith in the club's AFC Wild Card Game at Indianapolis (1/4/14).
- Had his best statistical season in 2012 as he recorded career-highs with 60 receptions for 781 yards (13.0 avg.).
- Set a career-high with five touchdown receptions in 2009.
- Has recorded four career 100-yard receiving games.
- Originally entered the NFL as the second-round draft pick (33rd overall) of the St. Louis Rams in the 2008 NFL Draft. Was the first wide receiver chosen in the 2008 NFL Draft.

**TRANSACTIONS:** Signed with Kansas City (3/13/13) ... Signed with Indianapolis (3/26/12) ... Signed with Tennessee (9/28/11) ... Released by St. Louis (9/3/11) ... Drafted by St. Louis in the second round (33rd overall) in the 2008 NFL Draft.

**KANSAS CITY (2013-14):** Has played in 19 games (16 starts) at wide receiver, posting 52 receptions for 706 yards (13.6 avg.) with two touchdowns and has recorded two carries for six yards (3.0 avg.) ... Started one postseason contest, recording one reception for a 79-yard touchdown in the club's AFC Wild Card Game at Indianapolis (1/4/14).

**2014:** Played in three games (2 starts) at wide receiver ... Recorded 12 receptions for 110 yards (9.2 avg.) ... Posted a team-high seven receptions for 84 yards vs. Tennessee (9/7).

**2013:** Played in 16 games (14 starts) at wide receiver, posting 40 receptions for 596 yards (14.9 avg.) with two touchdowns and recording two carries for six yards (3.0 avg.) ... Started one postseason contest, recording one reception from a franchise-record 79-yard touchdown pass from

QB Alex Smith in the club's AFC Wild Card Game at Indianapolis (1/4/14).

**INDIANAPOLIS (2012):** Appeared in 16 games (15 starts), accumulating 60 receptions for 781 yards (13.0 avg.) with three touchdowns ... Added four rushes for nine yards (2.3 avg.) ... Started one postseason contest, recording two receptions for 12 yards (6.0 avg.) and one rush for 15 yards.

**TENNESSEE (2011):** Played in eight games with the Titans, recording three receptions for 45 yards (15.0 avg.) with one touchdown.

**ST. LOUIS (2008-10):** Appeared in 31 games (28 starts) during three seasons in St. Louis, tallying 103 receptions for 1,308 yards (12.7 avg.) with eight touchdowns ... Also added 14 carries for 99 yards (7.1 avg.) with one touchdown and two kickoff returns for 40 yards (20.0 avg.).

**2010:** Was placed on injured reserve with a knee injury prior to the start of the regular season.

**2009:** Started all 16 contests, recording 47 receptions for 589 yards (12.5 avg.) with three touchdowns ... Added four rushes for 30 yards (7.5 avg.) and one kickoff return for 19 yards.

**2008:** Played in 15 games (12 starts) as a rookie, registering 53 receptions for 674 yards (12.7 avg.) with three touchdowns ... Also had 10 carries for 69 yards (6.9 avg.) with one touchdown and one kickoff return for 21 yards.

**COLLEGE:** Played in 50 games (42 starts) in four years at the University of Houston ... Totaled 210 receptions for 3,289 yards (15.7 avg.) with 19 touchdowns ... Added 40 kickoff returns for 896 yards (22.4 avg.) with one touchdown and three punt returns for 28 yards (9.3 avg.) ... Became the fifth player in University of Houston history to amass more than 4,000 all-purpose yards (4,213) in a career ... His 210 career receptions ranked fourth in Houston history ... Became just the third player in school history to gain more than 3,000 receiving yards (3,289) in a career ... Became the first player in Conference USA history to gain more than 300 receiving yards in a game when he posted 346 yards against Rice (10/13/07) ... Played in 13 games (11 starts) as a senior in 2007, catching 91 passes for 1,456 yards (16.0 avg.) with seven touchdowns ... Added 15 kickoff returns for 424 yards (28.3 avg.) with one touchdown ... Led Conference USA and ranked fourth in the nation with 112.0 receiving yards per game as a senior ... His 1,456 receiving yards ranked second in school history and set a conference record ...



one kickoff return for 16 yards ... Started all 11 games he appeared in as a redshirt freshman in 2004, recording 18 receptions for 293 yards (16.3 avg.) with two touchdowns ... Added three punt returns for 28 yards (9.3 avg.) ... Redshirted as a true freshman in 2003 ... Majored in Sports Administration at Houston.

**PERSONAL:**

- Attended Hastings High School in Alief, Texas,

where he was named a unanimous first-team all-district selection as both wide receiver and return specialist in his senior season.

- Had 36 receptions for 502 yards and two touchdowns to lead District 19-5A receivers in 2002.
- Has one daughter, Dionna, and one son, Donnie Jr.

**AVERY'S NFL STATISTICS**

Year	Team	G-S	No.	RECEIVING				No.	Yds.	Avg.	LG	TD
				Yds.	Avg.	LG	TD					
2008	St. Louis	15-12	53	674	12.7	69t	3	10	69	6.9	37t	1
2009	St. Louis	16-16	47	589	12.5	50	5	4	30	7.5	15	0
2010	St. Louis			<i>Injured Reserve/Knee</i>								
2011	Tennessee	8-0	3	45	15.0	23	1	0	0	0.0	--	0
2012	Indianapolis	16-15	60	781	13.0	48	3	4	9	2.3	7	0
2013	Kansas City	16-14	40	596	14.9	51	2	2	6	3.0	4	0
2014	Kansas City	3-2	12	110	9.2	25	0	0	0	0.0	0	0
<b>Totals</b>		<b>74-59</b>	<b>215</b>	<b>2,795</b>	<b>13.0</b>	<b>69t</b>	<b>14</b>	<b>20</b>	<b>114</b>	<b>5.7</b>	<b>37t</b>	<b>1</b>

**Additional Stats:** Has two kickoff returns for 40 yards (20.0 avg.) and two special teams tackles. Had two misc. tackles vs. Tennessee (9/7/14).

**POSTSEASON**

Year	Team	G-S	No.	RECEIVING				No.	Yds.	Avg.	LG	TD
				Yds.	Avg.	LG	TD					
2012	Indianapolis	1-1	2	12	6.0	12	0	1	15	15.0	15	0
2013	Kansas City	1-1	1	79	79.9	79t	1	0	0	0.0	--	0

**SINGLE-GAME CAREER HIGHS**

**Receptions:** 9, twice, last vs. Minnesota (9/6/12)

**Yards:** 163 at New England (10/26/08)

**Long Reception:** 69t at New England (10/26/08)

**Touchdowns:** 2, twice, last at Detroit (12/2/12)

# AVERY'S GAME-BY-GAME STATISTICS

2014

CHIEFS

Date	Opp.	RECEIVING					RUSHING				
		No.	Yds.	Avg.	LG	TD	No.	Yds.	Avg.	LG	TD
9/7	TENNESSEE	7	84	12.0	25	0	0	0	0.0	--	0
9/14	@ Denver	3	14	4.7	6	0	0	0	0.0	--	0
9/21	@ Miami	2	12	6.0	9	0	0	0	0.0	--	0
<b>TOTALS</b>		<b>12</b>	<b>110</b>	<b>9.2</b>	<b>25</b>	<b>0</b>	<b>0</b>	<b>0</b>	<b>0.0</b>	<b>0</b>	<b>0</b>

2013

CHIEFS

Date	Opp.	RECEIVING					RUSHING				
		No.	Yds.	Avg.	LG	TD	No.	Yds.	Avg.	LG	TD
9/8	@ Jacksonville	2	11	5.5	6	1	0	0	0.0	--	0
9/15	DALLAS	2	38	19.0	31	0	1	2	2.0	2	0
9/19	@ Philadelphia	7	141	20.1	51	0	0	0	0.0	--	0
9/29	N.Y. GIANTS	2	23	11.5	14	0	0	0	0.0	--	0
10/6	@ Tennessee	3	91	30.3	44	0	0	0	0.0	--	0
10/13	OAKLAND	2	6	3.0	4	0	0	0	0.0	--	0
10/20	HOUSTON	3	33	11.0	17	0	0	0	0.0	--	0
10/27	CLEVELAND	3	31	10.3	18	0	1	4	4.0	4	0
11/3	@ Buffalo	3	22	7.3	9	0	0	0	0.0	--	0
11/17	@ Denver	1	20	20.0	20	0	0	0	0.0	--	0
11/24	SAN DIEGO	4	91	22.8	36	1	0	0	0.0	--	0
12/1	DENVER	2	17	8.5	16	0	0	0	0.0	--	0
12/8	@ Washington	1	7	7.0	7	0	0	0	0.0	--	0
12/15	@ Oakland	2	33	16.5	23	0	0	0	0.0	--	0
12/22	INDIANAPOLIS	3	32	10.7	15	0	0	0	0.0	--	0
12/29	@ San Diego	0	0	0.0	--	0	0	0	0.0	--	0
<b>TOTALS</b>		<b>40</b>	<b>596</b>	<b>14.9</b>	<b>51</b>	<b>2</b>	<b>2</b>	<b>6</b>	<b>3.0</b>	<b>4</b>	<b>0</b>
1/4/14	@ Indianapolis	1	79	79.0	79	1	0	0	0.0	--	0
<b>PLAYOFF TOTALS</b>		<b>1</b>	<b>79</b>	<b>79.0</b>	<b>79</b>	<b>1</b>	<b>0</b>	<b>0</b>	<b>0.0</b>	<b>--</b>	<b>0</b>

2012

COLTS

Date	Opp.	RECEIVING					RUSHING				
		No.	Yds.	Avg.	LG	TD	No.	Yds.	Avg.	LG	TD
9/9	@ Chicago	3	37	12.3	26	1	0	0	0.0	--	0
9/16	MINNESOTA	9	111	12.3	41	0	2	7	3.5	7	0
9/23	JACKSONVILLE	2	28	14.0	15	0	0	0	0.0	--	0
10/7	GREEN BAY	3	22	7.3	10	0	0	0	0.0	--	0
10/14	@ New York Jets	4	60	15.0	24	0	1	-1	-1.0	-1	0
10/21	CLEVELAND	4	46	11.5	16	0	0	0	0.0	--	0
10/28	@ Tennessee	4	42	10.5	17	0	0	0	0.0	--	0
11/4	MIAMI	5	108	21.6	48	0	0	0	0.0	--	0
11/8	@ Jacksonville	4	65	16.3	44	0	0	0	0.0	--	0
11/18	@ New England	3	34	11.3	19	0	0	0	0.0	--	0
11/25	BUFFALO	3	31	10.3	17	0	0	0	0.0	--	0
12/2	@ Detroit	5	91	18.2	42	2	0	0	0.0	--	0
12/9	TENNESSEE	3	31	10.3	18	0	1	3	3.0	3	0
12/16	@ Houston	3	37	12.3	15	0	0	0	0.0	--	0
12/23	@ Kansas City	5	38	7.6	28	0	0	0	0.0	--	0
12/30	HOUSTON	0	0	0.0	0	0	0	0	0.0	--	0
<b>TOTALS</b>		<b>60</b>	<b>781</b>	<b>13.0</b>	<b>48</b>	<b>3</b>	<b>4</b>	<b>9</b>	<b>2.3</b>	<b>7</b>	<b>0</b>
1/6/13	@ Baltimore	2	12	6.0	7	0	1	15	15.0	15	0
<b>PLAYOFF TOTALS</b>		<b>2</b>	<b>12</b>	<b>6.0</b>	<b>7</b>	<b>0</b>	<b>1</b>	<b>15</b>	<b>15.0</b>	<b>15</b>	<b>0</b>

# AVERY'S GAME-BY-GAME STATISTICS

2011

## TITANS

Date	Opp.	RECEIVING					RUSHING				
		No.	Yds.	Avg.	LG	TD	No.	Yds.	Avg.	LG	TD
9/11	@ Jacksonville										
9/18	BALTIMORE										
9/25	DENVER										
10/2	@ Cleveland	0	0	0.0	--	0	0	--	0.0	--	0
10/9	@ Pittsburgh	0	0	0.0	--	0	0	--	0.0	--	0
10/23	HOUSTON	0	0	0.0	--	0	0	--	0.0	--	0
10/30	INDIANAPOLIS	0	0	0.0	--	0	0	--	0.0	--	0
11/6	CINCINNATI	0	0	0.0	--	0	0	--	0.0	--	0
11/13	@ Carolina	0	0	0.0	--	0	0	--	0.0	--	0
11/20	@ Atlanta										
11/27	TAMPA BAY										
12/4	@ Buffalo										
12/11	NEW ORLEANS										
12/18	@ Indianapolis										
12/24	JACKSONVILLE	0	0	0.0	--	0	0	--	0.0	--	0
1/1/12	@ Houston	3	45	15.0	23	1	0	--	0.0	--	0
<b>TOTALS</b>		<b>3</b>	<b>45</b>	<b>15.0</b>	<b>23</b>	<b>1</b>	<b>0</b>	<b>--</b>	<b>0.0</b>	<b>--</b>	<b>0</b>

2010

## RAMS

Date	Opp.	RECEIVING					RUSHING				
		No.	Yds.	Avg.	LG	TD	No.	Yds.	Avg.	LG	TD
9/12	ARIZONA										
9/19	@ Oakland										
9/26	WASHINGTON										
10/3	SEATTLE										
10/10	@ Detroit										
10/17	SAN DIEGO										
10/24	@ Tampa Bay										
10/31	CAROLINA										
11/14	@ San Francisco										
11/21	ATLANTA										
11/28	@ Denver										
12/5	@ Arizona										
12/12	@ New Orleans										
12/19	KANSAS CITY										
12/26	SAN FRANCISCO										
1/2/11	@ Seattle										
<b>TOTALS</b>		<b>0</b>	<b>0</b>	<b>0.0</b>	<b>0</b>	<b>0</b>	<b>0</b>	<b>--</b>	<b>0.0</b>	<b>--</b>	<b>0</b>

2009

## RAMS

Date	Opp.	RECEIVING					RUSHING				
		No.	Yds.	Avg.	LG	TD	No.	Yds.	Avg.	LG	TD
9/13	@ Seattle	6	46	7.7	16	0	1	8	8.0	8	0
9/20	@ Washington	1	4	4.0	4	0	0	0	0.0	--	0
9/27	GREEN BAY	3	12	4.0	5	0	0	0	0.0	--	0
10/4	@ San Francisco	3	47	15.7	22	0	0	0	0.0	--	0
10/11	MINNESOTA	5	87	17.4	27t	1	0	0	0.0	--	0
10/18	@ Jacksonville	1	17	17.0	17t	1	0	0	0.0	--	0
10/25	INDIANAPOLIS	2	58	29.0	50	0	0	0	0.0	--	0
11/1	@ Detroit	1	15	15.0	15	0	0	0	0.0	--	0
11/15	NEW ORLEANS	4	67	16.8	29t	2	0	0	0.0	--	0
11/22	ARIZONA	4	65	16.3	29	0	1	4	4.0	4	0
11/29	SEATTLE	4	48	12.0	28	1	0	0	0.0	--	0
12/6	@ Chicago	3	30	10.0	18	0	1	15	15.0	15	0
12/13	@ Tennessee	2	14	7.0	10	0	0	0	0.0	--	0
12/20	HOUSTON	4	32	8.0	10	0	0	0	0.0	--	0
12/27	@ Arizona	2	24	12.0	13	0	1	3	3.0	3	0
1/3/10	SAN FRANCISCO	2	23	11.5	20	0	0	0	0.0	--	0
<b>TOTALS</b>		<b>47</b>	<b>589</b>	<b>12.5</b>	<b>50</b>	<b>5</b>	<b>4</b>	<b>30</b>	<b>7.5</b>	<b>15</b>	<b>0</b>

# AVERY'S GAME-BY-GAME STATISTICS

**2008  
RAMS**

Date	Opp.	RECEIVING					RUSHING				
		No.	Yds.	Avg.	LG	TD	No.	Yds.	Avg.	LG	TD
9/7	@ Philadelphia										
9/14	NEW YORK GIANTS	0	0	0.0	--	0	0	0	0.0	--	0
9/21	@ Seattle	3	24	8.0	10	0	0	0	0.0	--	0
9/28	BUFFALO	3	22	7.3	15	0	1	37	37.0	37t	1
10/12	@ Washington	4	73	18.3	43	0	1	-5	-5.0	-5	0
10/19	DALLAS	4	55	13.8	42t	1	2	17	8.5	10	0
10/26	@ New England	6	163	27.2	69t	1	1	-1	-1.0	-1	0
11/2	ARIZONA	3	26	8.7	15	0	0	0	0.0	--	0
11/9	@ New York Jets	2	29	14.5	20	0	1	13	13.0	13	0
11/16	@ San Francisco	9	93	10.3	29	0	0	0	0.0	--	0
11/23	CHICAGO	1	14	14.0	14	0	1	-5	-5.0	-5	0
11/30	MIAMI	0	0	0.0	--	0	1	2	2.0	2	0
12/7	@ Arizona	2	18	9.0	9	0	0	0	0.0	--	0
12/14	SEATTLE	6	61	10.2	24	0	2	11	5.5	7	0
12/21	SAN FRANCISCO	5	56	11.2	18	0	0	0	0.0	--	0
12/28	@ Atlanta	5	40	8.0	16t	1	0	0	0.0	--	0
<b>TOTALS</b>		<b>53</b>	<b>674</b>	<b>12.7</b>	<b>69t</b>	<b>3</b>	<b>10</b>	<b>69</b>	<b>6.9</b>	<b>37t</b>	<b>1</b>



## ALLEN BAILEY DEFENSIVE LINE



# 97

6-3 • 288 • Born: 3/25/89  
Sapelo Island, Ga. • NFL Exp: 4 (4th with Chiefs)  
GP/GS (Playoffs) 44/7 (1/0)  
Acq: D3b-11 • Miami

### PRO CAREER:

- Fourth-year player has seen action in 44 games (seven starts) and has been inactive for two contests.
- Has 47 tackles (36 solo), 3.0 sacks (-27.0 yards), 10 QB pressures, two fumble recoveries, five passes defended and one special teams tackle.
- Has also played in one postseason game, seeing action on defense and special teams, recording one pass defended.
- Joined Kansas City as the second of two third-round picks in the 2011 NFL Draft.
- Made his initial NFL start at right defensive end vs. Baltimore (10/7/12), filling in for an injured DE Glenn Dorsey.
- Has played in 44 games (seven starts) recording 47 tackles (36 solo), 3.0 sacks (-27.0 yards), four passes defended, two fumble recoveries, 10 quarterback pressures and one special teams tackle.

**TRANSACTIONS:** Signed with Kansas City (7/28/11) ... Originally entered the NFL as the second of two third-round picks (86th overall) in the 2011 NFL Draft.

**2014:** Started three games and recorded three solo tackles, including one for loss and 1.0 sack (-10.0 yards) ... Posted two quarterback hurries for the second time in his career vs. Tennessee (9/7).

**2013:** Played on defense and special teams in 15 games (three starts) and was inactive in one game ... Appeared on defense and special teams in one postseason contest ... Recorded 30 tackles (25 solo), one sack for eight yards, one tackle for loss, two passes defended and two quarterback pressures.

**2012:** Played in 10 games (one start) and was inactive for two contests, recording five tackles (three solo) and a fumble recovery before being placed on injured reserve with an ankle/leg injury..

**2011:** Played in 16 contests on special teams and 14 contests on defense, recording seven tackles (five solo), including one for loss, 1.0 sack (-9.0 yards), three QB pressures, a fumble recovery and two passes defended ... Also had one kickoff return for four yards and one special teams tackle ... Posted first two career tackles at Indianapolis (10/9) ... Had

a fumble recovery and a four-yard kickoff return at New England (11/21) ... Recorded his first-career sack (-9.0 yards) on QB Aaron Rodgers vs. Green Bay (12/18).

**COLLEGE:** Played in 50 games with 27 starts for Miami (19 at left defensive end, five at left defensive tackle and three at right defensive end) ... Recorded 103 tackles (55 solo) with 19.0 sacks (-146.0 yards) and 31.0 tackles for loss (-183.0 yards) ... Also had two forced fumbles, three passes defended and 18 quarterback pressures ... Two-time All-Atlantic Coast Conference selection ... An All-ACC second-team selection after leading Miami with 7.0 sacks (-34.0 yards) and forced three quarterback pressures as a senior ... Elected defensive captain for the Hurricanes ... Earned the team's Strength Training Athlete of the Year award his final two seasons ... Recorded a career-high 3.5 sacks vs. North Carolina to earn ACC Defensive Lineman of the Week honors ... Produced five tackles, tying a career-high with four solo stops vs. Pittsburgh ... A first-team All-ACC selection at defensive tackle after recording 34 tackles (19 solo) and leading the team with 7.0 sacks (-66.0 yards) and 11.0 tackles for loss (-77.0 yards) with two forced fumbles as a junior ... Recorded 24 tackles (15 solo) and led Miami with 5.0 sacks (-46.0 yards) as a sophomore ... Saw majority of playing time on special teams as a true freshman ... Majored in Communications.

### PERSONAL:

- Played linebacker and fullback at McIntosh County Academy in Darien, Ga.
- Grew up in the historic Hog Hammock community on Sapelo Island, Ga., a state-protected village off of the Georgia coast that can only be reached by airplane or boat, with a ferry covering the seven-mile, 20-minute trip. The island covers 434 acres and has a population of 70 citizens. Bailey rode the ferry daily to the mainland on his way to school.
- Was honored with "Allen Bailey Day" in Hog Hammock on April 7, 2012 on Sapelo Island.
- Ranked in the *Tampa Tribune* "Best of the South" and the *Atlanta Journal-Constitution* "Super Southern 100."
- Member of Allen Wallace's PrepStar 100 team.

### BAILEY'S NFL STATISTICS

Year	Team	G-S	TACKLES			SACKS		INTS			FUMBLES			QB
			Solos	Asst.	Total	No.	Yds.	No.	Yds.	PDs	FF	FR	Yds.	Press.
2011	Kansas City	16-0	5	2	7	1.0	9.0	0	0	2	0	1	0	6
2012	Kansas City	10-1	3	2	5	0.0	0.0	0	0	0	0	1	0	0
2013	Kansas City	15-3	25	5	30	1.0	8.0	0	0	2	0	0	0	2
2014	Kansas City	3-3	3	2	5	1.0	10.0	0	0	0	0	0	0	2
<b>Totals</b>		<b>44-7</b>	<b>36</b>	<b>11</b>	<b>47</b>	<b>3.0</b>	<b>27.0</b>	<b>0</b>	<b>0</b>	<b>4</b>	<b>0</b>	<b>2</b>	<b>0</b>	<b>10</b>

**Additional Stats:** Had a four-yard kickoff return at New England (11/21/11). Had one special teams tackle in 2011.

### POSTSEASON

Year	Team	G-S	TACKLES			SACKS		INTS			FUMBLES			QB
			Solos	Asst.	Total	No.	Yds.	No.	Yds.	PDs	FF	FR	Yds.	Press.
2013	Kansas City	1-0	0	0	0	0.0	0.0	0	0	1	0	0	0	0
<b>Totals</b>		<b>1-0</b>	<b>0</b>	<b>0</b>	<b>0</b>	<b>0.0</b>	<b>0.0</b>	<b>0</b>	<b>0</b>	<b>1</b>	<b>0</b>	<b>0</b>	<b>0</b>	<b>0</b>

### SINGLE GAME CAREER HIGHS

**Tackles:** 9 (seven solo) at San Diego (12/29/13)    **Fumble Recoveries:** 1 at New England (11/21/11) , at Pittsburgh (11/12/12)  
**Sacks:** 1.0, twice, last vs. Tennessee (9/7/14)  
**QB Pressures:** two twice, last vs. Tennessee Titans (9/7/14)    **Passes Defensed:** 1, five times, last at Miami (9/21/14)

### BAILEY'S GAME-BY-GAME STATISTICS

#### 2014 CHIEFS

Date	Opp.	Tkl	Ast	Tot	TFL	Sck	INT	FR	FF	PR	PD
9/7	TENNESSEE	2	0	2	1	1.0	0-0	0	0	2	0
9/14	@ Denver	0	0	0	0	0.0	0-0	0	0	0	0
9/14	@ Miami	1	2	3	1	0.0	0-0	0	0	1	1
<b>TOTALS</b>		<b>3</b>	<b>2</b>	<b>5</b>	<b>1</b>	<b>1.0</b>	<b>0-0</b>	<b>0</b>	<b>0</b>	<b>3</b>	<b>1</b>



# BAILEY'S GAME-BY-GAME STATISTICS

2013

## CHIEFS

Date	Opp.	Tkl	Ast	Tot	TFL	Sck	INT	FR	FF	PR	PD
9/8	@ Jacksonville					Inactive					
9/15	DALLAS	0	0	0	0	0.0	0-0	0	0	0	0
9/19	@ Philadelphia	0	0	0	0	0.0	0-0	0	0	0	0
9/29	N.Y. GIANTS	3	0	3	1	1.0	0-0	0	0	1	0
10/6	@ Tennessee	1	0	1	0	0.0	0-0	0	0	0	0
10/13	OAKLAND	1	0	1	0	0.0	0-0	0	0	0	1
10/20	HOUSTON	0	0	0	0	0.0	0-0	0	0	0	0
10/27	CLEVELAND	0	0	0	0	0.0	0-0	0	0	0	0
11/3	@ Buffalo	0	0	0	0	0.0	0-0	0	0	0	0
11/17	@ Denver	5	1	6	0	0.0	0-0	0	0	0	0
11/24	SAN DIEGO	1	0	1	0	0.0	0-0	0	0	0	1
12/1	DENVER	1	1	2	0	0.0	0-0	0	0	1	0
12/8	@ Washington	1	0	1	0	0.0	0-0	0	0	0	0
12/15	@ Oakland	2	0	2	0	0.0	0-0	0	0	0	0
12/22	INDIANAPOLIS	3	1	4	0	0.0	0-0	0	0	0	0
12/29	@ San Diego	7	2	9	0	0.0	0-0	0	0	0	0
<b>TOTALS</b>		<b>25</b>	<b>5</b>	<b>30</b>	<b>1</b>	<b>1.0</b>	<b>0-0</b>	<b>0</b>	<b>0</b>	<b>2</b>	<b>2</b>
1/4/14	@ Indianapolis	0	0	0	0	0.0	0-0	0	0	0	1
<b>PLAYOFF TOTALS</b>		<b>0</b>	<b>0</b>	<b>0</b>	<b>0</b>	<b>0.0</b>	<b>0-0</b>	<b>0</b>	<b>0</b>	<b>0</b>	<b>1</b>

2012





## CHIEFS

Date	Opp.	Tkl	Ast	Tot	TFL	Sck	INT	FR	FF	PR	PD
9/9	ATLANTA					Inactive					
9/16	@ Buffalo					Inactive					
9/23	@ New Orleans	0	0	0	0	0.0	0-0	0	0	0	0
9/30	SAN DIEGO	0	0	0	0	0.0	0-0	0	0	0	0
10/7	BALTIMORE	2	0	2	0	0.0	0-0	0	0	0	0
10/14	@ Tampa Bay	0	0	0	0	0.0	0-0	0	0	0	0
10/28	OAKLAND	0	1	1	0	0.0	0-0	0	0	0	0
11/1	@ San Diego	0	1	1	0	0.0	0-0	0	0	0	0
11/12	@ Pittsburgh	1	0	1	0	0.0	0-0	1	0	0	0
11/18	CINCINNATI	0	0	0	0	0.0	0-0	0	0	0	0
11/25	DENVER	0	0	0	0	0.0	0-0	0	0	0	0
12/2	CAROLINA	0	0	0	0	0.0	0-0	0	0	0	0
12/9	@ Cleveland					Injured Reserve/Ankle, Leg					
12/16	@ Oakland					Injured Reserve/Ankle, Leg					
12/23	INDIANAPOLIS					Injured Reserve/Ankle, Leg					
<b>TOTALS</b>		<b>3</b>	<b>2</b>	<b>5</b>	<b>0</b>	<b>0.0</b>	<b>0-0</b>	<b>1</b>	<b>0</b>	<b>0</b>	<b>0</b>

2011

## CHIEFS

Date	Opp.	Tkl	Ast	Tot	TFL	Sck	INT	FR	FF	PR	PD
9/11	BUFFALO	0	0	0	0	0.0	0-0	0	0	0	0
9/18	@ Detroit	0	0	0	0	0.0	0-0	0	0	0	0
9/25	@ San Diego	0	0	0	0	0.0	0-0	0	0	0	1
10/2	MINNESOTA	0	0	0	0	0.0	0-0	0	0	0	0
10/9	@ Indianapolis	0	2	2	0	0.0	0-0	0	0	0	0
10/23	@ Oakland	0	0	0	0	0.0	0-0	0	0	1	0
10/31	SAN DIEGO	1	0	1	0	0.0	0-0	0	0	1	0
11/6	MIAMI	0	0	0	0	0.0	0-0	0	0	0	1
11/13	DENVER	0	0	0	0	0.0	0-0	0	0	0	0
11/21	@ New England	0	0	0	0	0.0	0-0	1	0	0	0
11/27	PITTSBURGH	2	0	2	1	0.0	0-0	0	0	1	0
12/4	@ Chicago	0	0	0	0	0.0	0-0	0	0	0	0
12/11	@ N.Y. Jets	0	0	0	0	0.0	0-0	0	0	0	0
12/18	GREEN BAY	0	0	0	0	1.0	0-0	0	0	0	0
12/24	OAKLAND	0	0	0	0	0.0	0-0	0	0	2	0
1/1/12	@ Denver	2	0	2	0	0.0	0-0	0	0	1	0
<b>TOTALS</b>		<b>5</b>	<b>2</b>	<b>7</b>	<b>1</b>	<b>1.0</b>	<b>0-0</b>	<b>1</b>	<b>0</b>	<b>6</b>	<b>2</b>

	<div style="display: flex; justify-content: space-between; align-items: center;"> <div style="text-align: center;"> <b>ERIC BERRY</b> SAFETY         </div> <div style="text-align: center;">  <span style="font-size: 48pt; font-weight: bold;">29</span> </div> </div> <div style="margin-top: 10px;"> <p>6-0 • 211 • Born: 12/29/88          Fairburn, Ga. • NFL Exp: 5 (5th with Chiefs)          GP/GS (Playoffs): 50/50 (2/2)          Acq: D1-10 • Tennessee</p> <div style="display: flex; justify-content: flex-end; align-items: center;">   </div> </div>
---	--

### PRO CAREER:

- Fifth-year defensive back returns for his fifth season with the Chiefs in 2014.
- Was selected to his third Pro Bowl following the 2013 season. His other trips to the NFL's annual all-star game came following his rookie year (2010) and after the 2012 season.
- Was named first-team All-Pro following the 2013 season, the first All-Pro defensive player since for Kansas City since LB Derrick Johnson in 2011 and the Chiefs first All-Pro safety since Deron Cherry following the 1988 season.
- Was named to the Pro Football Writers of America (PFWA) All-NFL Team following the 2013 season, joining RB Jamaal Charles and PR Dexter McCluster.
- Was named a team captain for the defense in a vote by teammates for the 2013 postseason, joining LB Derrick Johnson (defense); QB Alex Smith and RB Jamaal Charles (offense); and P Dustin Colquitt and S Husain Abdullah (special teams).
- Returned two interceptions for touchdowns in 2013, giving him three interception return touchdowns for his career. That mark ranks tied for fifth in team history for most interception return touchdowns for a career.
- Had a career-high 3.5 sacks (-26.5 yards) in 2013, a number that tied for first among all defensive backs in the league. Has 5.5 career sacks (-37.5 yards) to rank fourth in team history for defensive backs, needing just 1.5 more sacks to establish a new franchise record for most QB takedowns by a defensive back.
- Has started all 49 games he's appeared in.
- Has started both postseason contests he's played in.
- Led the Chiefs with four interceptions as a rookie in 2010.
- Joined the Chiefs as the fifth overall selection in the 2010 NFL Draft.

**TRANSACTIONS:** Signed with Kansas City (7/30/10) ... Selected with the Chiefs first pick (fifth overall) in the 2010 NFL Draft.

**2014:** Has started at strong safety in two games collecting 15 tackles (14 solo), one pass defended, one quarterback pressure and was inactive one game due to an ankle injury.

**2013:** Started at strong safety in 15 games and was active but did not play in one contest, recording 73 tackles (66 solo), including 11 for loss, 3.5 sacks (-26.5 yards), three interceptions for two touchdowns, eight quarterback pressures, 10 passes defended, one forced fumble and two

fumble recoveries ... Started one postseason contest, logging a team-high nine tackles (seven solo) and a forced fumble.

**2012:** Started 16 games at strong safety, recording 86 tackles (73 solo), including 10 for loss, an interception and 10 passes defended ... Was named the starting strong safety in the 2012 Pro Bowl.

**2011:** Started at strong safety vs. Buffalo (9/11) before leaving the game with a knee injury ... Was placed on injured reserve on Sept. 14.

**2010:** Started 16 games at SS ... Named a Pro Bowl starter, becoming the first Chiefs rookie to earn a berth in that game since LB Derrick Thomas following the '89 season ... First Chiefs safety to make the Pro Bowl since S Jerome Woods following the 2003 season ... Earned NFL All-Rookie honors from *Pro Football Weekly*/PFWA and *The Sporting News* ... Led the defensive backs and finished second on the team with 126 tackles (82 solo) with two for loss ... Paced the club with four interceptions returned for 102 yards with a TD ... Also had 2.0 sacks (-11.0 yards), 13 passes defended, a forced fumble and six QB pressures ... Added nine special teams tackles and returned a missed FG for 87 yards ... Was just the fifth rookie in Kansas City history with a 100-tackle season ... His 126 tackles were a Chiefs rookie record for tackles by a safety, bypassing S Greg Wesley (101) ... Based on press box stats was second among NFL rookie safeties in tackles, PBUs (9) and INTs (4) ... His four INTs tied for the fourth-highest total by a rookie in Chiefs history ... Was the first Chiefs rookie to lead the team in INTs since CB Dale Carter in '92 ... Was third among AFC rookies and fourth among rookies in the NFL with four INTs ... Was one of four rookies in the NFL to return an INT for a TD ... His four INTs tied for sixth overall in the AFC ... Tied for second among rookie DBs with 2.0 sacks ... A five-time NFL Rookie of the Week finalist, tying QB Sam Bradford and WR Mike Williams for the NFL lead ... Named the NFL Defensive Rookie of the Month for December/January, posting 39 tackles (27 solo), eight passes defended, two INTs with one TD and five special teams tackles. Was the first member of the Chiefs to ever win this honor ... Generated a career-high 12 tackles (seven solo) and a pass defended at Cleveland (9/19) ... Returned a missed FG for 87 yards at Denver (11/14) ... Returned an INT for a 54-yard TD vs. Tennessee (12/26) ... Amassed 12 tackles (11 solo), four passes defended and one special teams tackle in an AFC Wild Card Game vs. Baltimore (1/9/11).

**COLLEGE:** Started 39 games in three years at Tennessee ... Made 37 starts at strong safety, one at left cornerback and one at nickel back ... Tallied 245 tackles (157 solo), 17.5 tackles for loss (-45.0 yards), 3.0 sacks (-11.0 yards) and 14 INTs for 494 yards with three TDs ... Also had 31 passes defended, four fumble recoveries, two forced fumbles and three QB pressures ... Rushed seven times for 37 yards and caught one pass for three yards ... Returned six kickoffs for 132 yards and added 14 special teams tackles ... Was a two-time unanimous All-America pick ... Opened all 13 games as a junior in 2009, recording 87 tackles (56 solo), two INTs for seven yards, nine passes defended, two fumble recoveries, one forced fumble and three QB pressures. Added 14 special teams tackles and four kickoff returns for 100 yards. Earned All-America honors for the second consecutive year. Received the Jim Thorpe Award as the nation's top defensive back ... Started 12 games as a sophomore in 2008, totaling 72 tackles (44 solo), 3.0 sacks, seven INTs for 265 yards with two TDs and 13 passes defended. Added two kickoff returns for 32 yards, seven carries for 37 yards and one catch for three yards ... Unanimous All-America selection ... Named Jack Tatum Award winner as the best defensive back in college football and was named the SEC Defensive Player of the year ... Opened all 14 games as a true freshman in 2007, tallying 86 tackles (57 solo)

## PERSONAL:

- Selected jersey number 29 with the Chiefs to honor former University of Tennessee teammate DB Inky Johnson, who suffered a severe shoulder injury in 2006.
- Berry's father, James, was a four-year letterman as a running back at Tennessee ('78-81), serving as team captain as a senior.
- Twin younger brothers, Elliott and Evan, play football at Tennessee.
- Was a Parade All-America selection as a senior at Creekside High School in Fairburn, Ga., where he played QB and DB.
- Named Georgia High School Player of the Year by Gatorade and the Atlanta Journal-Constitution.
- Also ran track and set school records in the long jump (22'-8") and the 200-meter dash (21.76 seconds).
- Interned in a dental office while in high school.

## HONOR ROLL

- **Mack Lee Hill Award: Chiefs Rookie of the Year Award (1) - 2010**
- **Pro Football Weekly/PFWA All-Rookie Team (1) - 2010**
- **The Sporting News All-Rookie Team - 2010**
- **Pro Bowl - 2011, 2012, 2013**

## BERRY'S NFL STATISTICS

Year	Team	G-S	TACKLES			SACKS		INTERCEPTIONS					FUMBLES		
			Solos	Asst.	Total	No.	Yds.	No.	Yds.	LG	TDs	PDs	FF	FR	Yds.
2010	Kansas City	16-16	82	44	126	2.0	11.0	4	102	54t	1	13	1	0	0
2011	Kansas City	1-1	0	0	0	0.0	0.0	0	0	--	0	0	0	0	0
2012	Kansas City	16-16	73	13	86	0.0	0.0	1	0	--	0	10	0	0	0
2013	Kansas City	15-15	66	8	74	3.5	26.5	3	134	49	2	10	1	2	24
2014	Kansas City	2-2	14	1	15	0.0	0.0	0	0	0	0	1	0	0	0
Totals		50-50	235	66	301	5.5	37.5	8	236	54t	3	34	2	2	24

**Additional Stats:** Has 13 QB pressures — one in 2014, eight in 2013 and four in 2010. Had nine special teams tackles in 2010. Returned a missed FG for 87 yards at Denver (11/14/10). Had a 54-yard INT return for a TD vs. Tennessee (12/26/10).

## POSTSEASON

Year	Team	G-S	TACKLES			SACKS		INTERCEPTIONS					FUMBLES		
			Solos	Asst.	Total	No.	Yds.	No.	Yds.	LG	TDs	PDs	FF	FR	Yds.
2010	Kansas City	1-1	11	1	12	0.0	0.0	0	0	--	0	4	0	0	0
2013	Kansas City	1-1	7	2	9	0.0	0.0	0	0	--	0	0	1	0	0
Totals		2-2	18	3	21	0.0	0.0	0	0	--	0	4	1	0	0

**Additional Stats:** Had one special teams tackle in 2010.

## SINGLE-GAME CAREER HIGHS

**Tackles:** 12 (seven solo) vs. San Francisco (9/26/10)

(nine solo) vs. Buffalo (10/31/10)

**Sacks:** 2.0 at Oakland (11/7/10)

**Interceptions:** 2 at Oakland (12/15/13)

**INT Return Yards:** 96 at Oakland (12/15/13)

**Long INT Return:** 54 vs. Tennessee (12/26/10)

**Passes Defended:** 3 at St. Louis (12/19/10)

**QB Pressures:** 3 at Oakland (11/7/10)

**Forced Fumble:** 1 vs. Jacksonville (10/24/10)

# BERRY'S GAME-BY-GAME STATISTICS

## 2014

### CHIEFS

Date	Opp.	Tkl	Ast	Tot	TFL	Sck	INT	FR	FF	PR	PD
9/7	TENNESSEE	14	1	15	0	0.0	0-0	0	0	1	1
9/14	@ Denver	0	0	0	0	0.0	0-0	0	0	0	0
9/21	@ Miami	<i>Inactive/Ankle</i>									
<b>TOTALS</b>		<b>14</b>	<b>1</b>	<b>15</b>	<b>0</b>	<b>0.0</b>	<b>0-0</b>	<b>0</b>	<b>0</b>	<b>1</b>	<b>1</b>

## 2013

### CHIEFS

Date	Opp.	Tkl	Ast	Tot	TFL	Sck	INT	FR	FF	PR	PD
9/8	@ Jacksonville	6	1	7	1	0.5	0-0	0	0	0	0
9/15	DALLAS	2	0	2	0	0.0	0-0	1	0	0	0
9/19	@ Philadelphia	5	0	5	0	0.0	1-38	0	0	0	2
9/29	N.Y. GIANTS	2	0	2	0	0.0	0-0	1	0	2	2
10/6	@ Tennessee	3	2	5	0	0.0	0-0	0	0	0	1
10/13	OAKLAND	6	0	6	1	1.0	0-0	0	0	1	0
10/20	HOUSTON	3	0	3	0	0.0	0-0	0	0	0	2
10/27	CLEVELAND	4	0	4	1	0.0	0-0	0	0	0	0
11/3	@ Buffalo	3	3	6	0	0.0	0-0	0	0	0	0
11/17	@ Denver	6	0	6	1	0.0	0-0	0	0	0	0
11/24	SAN DIEGO	8	0	8	3	1.0	0-0	0	0	3	1
12/1	DENVER	5	0	5	2	0.0	0-0	0	0	1	0
12/8	@ Washington	5	0	5	1	1.0	0-0	0	0	1	0
12/15	@ Oakland	1	1	2	0	0.0	2-96	0	0	0	2
12/22	INDIANAPOLIS	7	0	7	1	0.0	0-0	0	1	0	0
12/29	@ San Diego	<i>Active, Did Not Play</i>									
<b>TOTALS</b>		<b>66</b>	<b>7</b>	<b>73</b>	<b>11</b>	<b>3.5</b>	<b>3-134</b>	<b>2</b>	<b>1</b>	<b>8</b>	<b>10</b>
1/4/14	@ Indianapolis	7	2	9	0	0.0	0-0	0	1	0	0
<b>PLAYOFF TOTALS</b>		<b>7</b>	<b>2</b>	<b>9</b>	<b>0</b>	<b>0.0</b>	<b>0-0</b>	<b>0</b>	<b>1</b>	<b>0</b>	<b>0</b>

## 2012

### CHIEFS

Date	Opp.	Tkl	Ast	Tot	TFL	Sck	INT	FR	FF	PR	PD
9/9	ATLANTA	2	0	2	0	0.0	0-0	0	0	0	1
9/16	@ Buffalo	3	1	4	0	0.0	0-0	0	0	0	0
9/23	@ New Orleans	3	5	8	1	0.0	0-0	0	0	0	0
9/30	SAN DIEGO	6	0	6	1	0.0	0-0	0	0	0	0
10/7	BALTIMORE	5	0	5	0	0.0	0-0	0	0	0	0
10/14	@ Tampa Bay	3	1	4	0	0.0	0-0	0	0	0	0
10/28	OAKLAND	2	1	3	1	0.0	0-0	0	0	0	0
11/1	@ San Diego	6	2	8	1	0.0	1-0	0	0	0	1
11/12	@ Pittsburgh	5	0	5	1	0.0	0-0	0	0	0	2
11/18	CINCINNATI	11	0	11	0	0.0	0-0	0	0	0	0
11/25	DENVER	3	1	4	1	0.0	0-0	0	0	0	2
12/2	CAROLINA	1	0	1	0	0.0	0-0	0	0	0	0
12/9	@ Cleveland	3	1	4	0	0.0	0-0	0	0	0	1
12/16	@ Oakland	11	0	11	2	0.0	0-0	0	0	0	1
12/23	INDIANAPOLIS	4	0	4	1	0.0	0-0	0	0	0	2
12/30	@ Denver	5	1	6	1	0.0	0-0	0	0	0	0
<b>TOTALS</b>		<b>73</b>	<b>13</b>	<b>86</b>	<b>10</b>	<b>0.0</b>	<b>1-0</b>	<b>0</b>	<b>0</b>	<b>0</b>	<b>10</b>

# BERRY'S GAME-BY-GAME STATISTICS

2011

CHIEFS

Date	Opp.	Tkl	Ast	Tot	TFL	Sck	INT	FR	FF	PR	PD
9/11	BUFFALO	0	0	0	0	0.0	0-0	0	0	0	0
9/18	@ Detroit				Injured Reserve/Knee						
9/25	@ San Diego				Injured Reserve/Knee						
10/2	MINNESOTA				Injured Reserve/Knee						
10/9	@ Indianapolis				Injured Reserve/Knee						
10/23	@ Oakland				Injured Reserve/Knee						
10/31	SAN DIEGO				Injured Reserve/Knee						
11/6	MIAMI				Injured Reserve/Knee						
11/13	DENVER				Injured Reserve/Knee						
11/21	@ New England				Injured Reserve/Knee						
11/27	PITTSBURGH				Injured Reserve/Knee						
12/4	@ Chicago				Injured Reserve/Knee						
12/11	@ N.Y. Jets				Injured Reserve/Knee						
12/18	GREEN BAY				Injured Reserve/Knee						
12/24	OAKLAND				Injured Reserve/Knee						
1/1/12	@ Denver				Injured Reserve/Knee						
<b>TOTALS</b>		<b>0</b>	<b>0</b>	<b>0</b>	<b>0</b>	<b>0.0</b>	<b>0-0</b>	<b>0</b>	<b>0</b>	<b>0</b>	

2010

CHIEFS

Date	Opp.	Tkl	Ast	Tot	TFL	Sck	INT	FR	FF	PR	PD
9/13	SAN DIEGO	5	2	7	0	0.0	0-0	0	0	0	0
9/19	@ Cleveland	7	5	12	0	0.0	0-0	0	0	0	1
9/26	SAN FRANCISCO	4	2	6	0	0.0	0-0	0	0	0	0
10/10	@ Indianapolis	5	5	10	0	0.0	0-0	0	0	0	0
10/17	@ Houston	3	4	7	0	0.0	0-0	0	0	0	0
10/24	JACKSONVILLE	4	1	5	0	0.0	1-35	0	1	1	2
10/31	BUFFALO	9	3	12	0	0.0	1-13	0	0	0	2
11/7	@ Oakland	3	2	5	0	2.0	0-0	0	0	3	0
11/14	@ Denver	5	2	7	0	0.0	0-0	0	0	0	0
11/21	ARIZONA	7	4	11	0	0.0	0-0	0	0	0	0
11/28	@ Seattle	3	2	5	0	0.0	0-0	0	0	0	0
12/5	DENVER	6	4	10	0	0.0	0-0	0	0	0	2
12/12	@ San Diego	7	2	9	0	0.0	1-0	0	0	0	2
12/19	@ St. Louis	3	2	5	0	0.0	0-0	0	0	0	3
12/26	TENNESSEE	4	2	6	2	0.0	1-54t	0	0	0	1
1/2/11	OAKLAND	7	2	9	0	0.0	0-0	0	0	0	0
<b>TOTALS</b>		<b>82</b>	<b>44</b>	<b>126</b>	<b>2</b>	<b>2.0</b>	<b>4-102</b>	<b>0</b>	<b>1</b>	<b>4</b>	<b>13</b>
1/9/11	BALTIMORE	11	1	12	0	0.0	0-0	0	0	0	4
<b>PLAYOFF TOTALS</b>		<b>11</b>	<b>1</b>	<b>12</b>	<b>0</b>	<b>0.0</b>	<b>0-0</b>	<b>0</b>	<b>0</b>	<b>0</b>	<b>4</b>

	<div style="text-align: center;"> <h1 style="margin: 0;">DWAYNE BOWE</h1> <p style="margin: 0;">WIDE RECEIVER</p> </div> <div style="text-align: right;">  <span style="font-size: 48pt; font-weight: bold;">82</span> </div> <hr/> <p> <b>6-2 • 221 • Born: 9/21/84</b>  <b>Miami, Fla. • NFL Exp: 8 (8th with Chiefs)</b>  <b>GP/GS (Playoffs): 105/99 (2/2)</b>  <b>Acq: D1-07 • LSU</b> </p>
---	--

### PRO CAREER:

- Eighth-year wide receiver joined the Chiefs as the 23rd overall selection in the 2007 NFL Draft.
- Earned his first Pro Bowl selection and second-team All-Pro honors from AP in 2010.
- His 86 catches in 2008 were the highest seasonal total ever accumulated by a Chiefs wide receiver.
- Is second in club history with 93 receptions of 20-plus yards.
- Became the sixth player in team history to record 6,000 career receiving yards. Became the fastest player in franchise history to pass 6,000 yards, accumulating 6,023 receiving yards in 95 games. Otis Taylor had been the fastest Chiefs player to 6,000 receiving yards (98 games).
- Ranks second in team history with 478 career receptions. He is just the fourth player in Chiefs history to record more than 400 receptions.
- His 478 receptions are the most of any wide receiver in franchise history.
- His 6,473 receiving yards rank fourth in team history.
- Set a new franchise record for receiving yards in a postseason game in 2013, racking up 150 yards on eight receptions (18.8 avg.) in the club's AFC Wild Card Game at Indianapolis (1/4/14). His eight receptions in that game tied the franchise record for most catches in a playoff game. It marked the seventh time a Chiefs player had 100 or more receiving yards in a postseason contest and the fourth Chiefs player to record eight receptions in a playoff tilt.
- Is only the second player in team history to record at least 50 receptions in six separate seasons, joining TE Tony Gonzalez, who accomplished the feat 11 times.
- Was voted the club's Mack Lee Hill Award winner as the team's top rookie or first-year player in 2007 when he led all NFL rookie pass catchers with 70 catches for 995 yards, the top marks by a rookie in Chiefs history.
- Led the NFL with 15 TD receptions and tallied 72 catches for a career-high 1,162 yards (16.1 avg.) in 2010.
- Has caught 478 passes for 6,473 yards (13.5 avg.) with 44 TDs in 105 games (99 starts).
- Has started two postseason contests, recording eight receptions for 150 yards (18.8 avg.) with one touchdown.

**TRANSACTIONS:** Signed with Kansas City (3/4/13) ... Signed franchise tender (8/17/12)

... Designated Kansas City's franchise player (3/5/12) ... Signed with Kansas City (8/6/07) ... Originally entered the NFL as the Chiefs first-round pick (23rd overall) in the 2007 NFL Draft.

**2014:** Started two games at wide receiver ... Recorded six receptions for 72 yards (12.0 avg.) ... Was on the reserve/suspended list for Week One vs. Tennessee (9/7).

**2013:** Started 15 games at wide receiver and was inactive in one contest with a head injury, recording 57 catches for 673 yards (11.8 avg.) and five touchdowns ... Started one postseason contest, posting a franchise-record 150 yards on eight receptions (18.8 avg.) with a touchdown in a starting role in the team's AFC Wild Card Game at Indianapolis (1/4/14).

**2012:** Played in 13 games with 12 starts at wide receiver, recording 59 receptions for 801 yards (13.6 avg.) with three touchdowns and was placed on injured reserve with a rib injury on Dec. 15.

**2011:** Played in 16 games with 14 starts at wide receiver, generating 81 receptions for a team-best 1,159 yards (14.3 avg.) with five touchdowns and one carry for 12 yards ... His 1,159 receiving yards were fifth in the AFC ... His 81 receptions tied for third in the AFC and tied for 10th in the NFL ... Had 19 receptions of 20+ yards to tie for fifth in the AFC and tie for ninth in the NFL ... Became the fourth player in Chiefs history to record back-to-back 1,000-yard receiving seasons.

**2010:** Started 16 games at WR ... Elected to his first career Pro Bowl ... Earned second-team All-Pro honors from AP ... Totaled 72 catches for a career-best and team-high 1,162 yards (16.1 avg.) with a career-high 15 TDs ... Also had one rush for four yards ... Led the NFL with 15 TD catches ... Joined with RB Jamaal Charles to become the third same-season 1,000-yard RB/WR tandem in team history ... His 15 TD catches were the highest single-season total in Chiefs history ... His 14 TD catches through 11 games tied for the second-highest total in NFL history in a club's first 11 games ... Led the NFL with five multi-TD games ... Ranked fifth in the AFC and seventh in the NFL with 1,162 receiving yards ... Tied for eighth in the AFC with 72 receptions ... Had two games of 10+ catches, behind only Atlanta WR Roddy White (3) and Seattle WR Mike Williams (3) ... Had 25 receptions on third down for 419 yards (16.8 avg.), ranking third in the NFL and second in the AFC ... His five TD catches on third down were tied for



second in the NFL ... Was third in the AFC and tied for sixth in the NFL with 19 receptions of 20+ yards, tying for the third-highest seasonal total in team history ... His 15 total TDs ranked second in the NFL among all players ... Was second in the AFC and third in the NFL among non-kickers with 90 points.

**2009:** Played in 11 games with nine starts at WR ... Was inactive for one contest and served an NFL suspension for four games ... Had a team-high 47 catches for 589 yards (12.5 avg.) with four TDs.

**2008:** Started all 16 games for the first time in his career ... Established a career high with 86 catches for 1,022 yards (11.9 avg.) and seven TDs ... Named to the *USA Today* All-Joe Team ... Joined WR Otis Taylor as the second player in franchise history to register a 1,000-yard season in just his second pro campaign ... Ranked seventh in the AFC and 10th in the NFL with 86 catches, the fifth-highest single-season total in Chiefs history and the best single-season total in franchise annals by a wide receiver ... Finished ninth in the AFC with 1,022 receiving yards ... Tied for fourth in the AFC and tied for sixth in the NFL with 25 catches on third down.

**2007:** Played in 16 games (15 starts) ... Finished second on the team with 70 catches for 995 yards (14.2 avg.) with five TDs ... Named the club's Mack Lee Hill Award winner, an honor bestowed on Kansas City's top rookie or first-year player ... Selected to the *Pro Football Weekly* All-Rookie Team ... His 70 receptions, 995 receiving yards and five TD catches led all NFL rookies ... His reception and receiving yardage totals were also the highest seasonal totals by a rookie in Chiefs history ... His five receiving TDs tied as the third-highest total by a rookie in Chiefs history ... Led all NFL rookies with 13 catches of 20+ yards.

**COLLEGE:** Played in 50 games (30 starts) at LSU ... Finished his collegiate career with 154 receptions for 2,403 yards (15.6 avg.) with a school-record 26 TDs ... Also had one carry for two yards ... Ranks sixth in LSU history with 154 catches and 2,403 receiving yards ... Played in 13 games (11 starts) as a senior in 2006, catching 65 passes for 990 yards (15.2 avg.) with a school single-season record 12 touchdowns ... Earned first-team All-Southeastern Conference honors ... Saw action in 12 contests (nine starts), registering 41 receptions for 710 yards (17.3 avg.) with nine TDs in 2005 as a junior ... Caught a touchdown pass in seven consecutive games, the longest streak in Tigers history ... Appeared in 12 games (10 starts) as a sophomore in 2004, catching 39 passes for 597 yards (15.3 avg.) with five touchdowns ... Also had one carry for two yards ... Played in 13 games as a freshman in 2003, recording nine receptions for 106 yards ... Majored in Elementary Education.

**PERSONAL:**

- A first-team All-Florida Class 6A selection at Norland Senior High School in Miami, Fla.
- Caught 40 passes for 882 yards (20.6 avg.) with 14 scores as a senior when his season was cut short by a foot injury.
- Added eight catches for 195 yards with three TDs in three playoff contests leading his school to its first Class 6A State Championship.
- Recorded 32 receptions for 624 yards (19.5 avg.) with two touchdowns as a junior, his first year of high school football.
- Established The Dwayne Bowe Foundation to provide support services to preserve the well being of families where the children are being raised by their grandparents. The effort of the foundation is to provide financial support and cultural awareness to offer these families a

**BOWE'S MULTI-TD GAMES (8)**

Date	Opponent	No.	Yds.	Avg.	LG	TD	Result
11/16/08	New Orleans	7	53	7.6	14	2	L 20-30
10/17/10	@ Houston	6	108	18.0	42t	2	L 31-35
10/24/10	Jacksonville	3	81	27.0	53t	2	W 42-20
11/14/10	@ Denver	13	186	14.3	24	2	L 29-49
11/21/10	Arizona	6	109	18.2	38t	2	W 31-13
11/28/10	@ Seattle	13	170	13.1	36t	3	W 42-24
10/9/11	@ Indianapolis	7	128	18.3	41t	2	W 28-24
9/16/12	@ Buffalo	8	102	12.3	33	2	L 17-35

### BOWE'S NFL STATISTICS

		RECEIVING							RUSHING				
Year	Team	G-S	No.	Yds.	Avg.	LG	TD		No.	Yds.	Avg.	LG	TD
2007	Kansas City	16-15	70	995	14.2	58	5		0	0	0.0	--	0
2008	Kansas City	16-16	86	1,022	11.9	36	7		0	0	0.0	--	0
2009	Kansas City	11-9	47	589	12.5	41	4		0	0	0.0	--	0
2010	Kansas City	16-16	72	1,162	16.1	75t	15		1	4	4.0	4	0
2011	Kansas City	16-14	81	1,159	14.3	52t	5		1	12	12.0	12	0
2012	Kansas City	13-12	59	801	13.6	47	3		0	0	0.0	--	0
2013	Kansas City	15-15	57	673	11.8	34t	5		0	0	0.0	--	0
2014	Kansas City	2-2	6	72	12.0	21	0		0	0	0.0	--	0
<b>Totals</b>		<b>105-99</b>	<b>478</b>	<b>6,473</b>	<b>13.5</b>	<b>75t</b>	<b>44</b>		<b>2</b>	<b>16</b>	<b>8.0</b>	<b>12</b>	<b>0</b>

### POSTSEASON

Year	Team	G-S	No.	Yds.	Avg.	LG	TD		No.	Yds.	Avg.	LG	TD
2010	Kansas City	1-1	0	0	0.0	--	0		0	0	0.0	--	0
2013	Kansas City	1-1	8	150	18.8	63	1		0	0	0.0	--	0
<b>Totals</b>		<b>2-2</b>	<b>8</b>	<b>150</b>	<b>18.8</b>	<b>63</b>	<b>1</b>		<b>0</b>	<b>0</b>	<b>0.0</b>	<b>--</b>	<b>0</b>

### SINGLE-GAME CAREER HIGHS

**Receptions:** 13 at Denver (11/14/10)

at Seattle (11/28/10)

**Receiving Yards:** 186 at Denver (11/14/10)

**Long Reception:** 75t vs. Tennessee (12/26/10)

**Touchdowns:** 3 at Seattle (11/28/10)

### BOWE'S 100-YARD RECEIVING GAMES (15)

Date		Opponent	No.	Yds.	Avg.	LG	TD	Result
9/30/07	@	San Diego	8	164	20.5	51t	1	W 30-16
11/11/07		Denver	9	105	11.7	23	0	L 11-27
10/26/08	@	N.Y. Jets	6	102	17.0	36	0	L 24-28
12/28/08	@	Cincinnati	10	103	10.3	32	0	L 6-16
10/18/09	@	Washington	6	109	18.2	32	0	W 14-6
10/17/10	@	Houston	6	108	18.0	42t	2	L 31-35
11/14/10	@	Denver	13	186	14.3	24	2	L 29-49
11/21/10		Arizona	6	109	18.2	38	2	W 31-13
11/28/10	@	Seattle	13	170	13.1	36t	3	W 42-24
12/26/10		Tennessee	6	153	25.5	75t	1	W 34-14
9/18/11	@	Detroit	5	101	20.2	45	0	L 3-48
10/2/11		Minnesota	5	107	21.4	52t	1	W 22-17
10/9/11	@	Indianapolis	7	128	18.3	41t	2	W 28-24
9/16/12	@	Buffalo	8	102	12.3	33	2	L 24-40
9/30/12		San Diego	7	108	15.4	29	1	L 20-37

### CHIEFS RECORD BOOK RECEIVING YARDS, CAREER

1.	10,940	Tony Gonzalez	.....1997-08
2.	7,306	Otis Taylor	.....1965-75
3.	6,545	Henry Marshall	.....1976-87
4.	<b>6,473</b>	<b>Dwayne Bowe</b>	<b>.....2007-14</b>
5.	6,360	Carlos Carson	.....1980-89

### CHIEFS RECORD BOOK MOST TD RECEPTIONS, CAREER

1.	76	Tony Gonzalez	.....1997-08
2.	57	Otis Taylor	.....1965-75
3.	55	Chris Burford	.....1960-67
4.	49	Stephone Paige	.....1983-91
5.	<b>44</b>	<b>Dwayne Bowe</b>	<b>.....2007-14</b>

### CHIEFS RECORD BOOK MOST RECEPTIONS, CAREER

1.	916	Tony Gonzalez	.....1997-08
2.	<b>478</b>	<b>Dwayne Bowe</b>	<b>.....2007-14</b>
3.	416	Henry Marshall	.....1976-87
4.	410	Otis Taylor	.....1965-75
5.	391	Chris Burford	.....1960-67

### CHIEFS RECORD BOOK MOST 20+ RECEPTIONS, CAREER

1.	130	Tony Gonzalez	.....1997-08
2.	<b>93</b>	<b>Dwayne Bowe</b>	<b>.....2007-14</b>
3.	81	Eddie Kennison	.....2001-07
4.	64	Derrick Alexander	.....1998-01
5.	53	Willie Davis	.....1991-95

# BOWE'S GAME-BY-GAME STATISTICS

2014

CHIEFS

Date	Opp.	RECEIVING					RUSHING				
		No.	Yds.	Avg.	LG	TD	No.	Yds.	Avg.	LG	TD
9/7	TENNESSEE										
9/14	@ Denver	3	40	13.3	21	0	0	0	0.0	--	0
9/21	@ Miami	3	32	10.7	16	0	0	0	0.0	--	0
TOTALS		6	72	12.0	21	0	0	0	0.0	--	0

2013

CHIEFS

Date	Opp.	RECEIVING					RUSHING				
		No.	Yds.	Avg.	LG	TD	No.	Yds.	Avg.	LG	TD
9/8	@ Jacksonville	4	30	7.5	15	0	0	0	0.0	--	0
9/15	DALLAS	4	56	14.0	27	1	0	0	0.0	--	0
9/19	@ Philadelphia	1	4	4.0	4	0	0	0	0.0	--	0
9/29	N.Y. GIANTS	4	58	14.5	34t	1	0	0	0.0	--	0
10/6	@ Tennessee	4	35	8.8	17	0	0	0	0.0	--	0
10/13	OAKLAND	3	46	15.3	18	0	0	0	0.0	--	0
10/20	HOUSTON	5	66	13.2	21	0	0	0	0.0	--	0
10/27	CLEVELAND	1	7	7.0	7	0	0	0	0.0	--	0
11/3	@ Buffalo	7	67	9.6	12	0	0	0	0.0	--	0
11/17	@ Denver	4	57	14.3	26	1	0	0	0.0	--	0
11/24	SAN DIEGO	5	51	10.2	22	1	0	0	0.0	--	0
12/1	DENVER	3	56	18.7	24	0	0	0	0.0	--	0
12/8	@ Washington	4	70	17.5	22t	1	0	0	0.0	--	0
12/15	@ Oakland	3	24	8.0	11	0	0	0	0.0	--	0
12/22	INDIANAPOLIS	5	46	9.2	16	0	0	0	0.0	--	0
12/29	@ San Diego										
TOTALS		57	673	11.8	34t	5	0	0	0.0	--	0
1/4/14	@ Indianapolis	8	150	18.8	63	1	0	0	0.0	--	0
PLAYOFF TOTALS		8	150	18.8	63	1	0	0	0.0	--	0

# BOWE'S GAME-BY-GAME STATISTICS

## 2012

### CHIEFS

Date	Opp.	RECEIVING					RUSHING				
		No.	Yds.	Avg.	LG	TD	No.	Yds.	Avg.	LG	TD
9/9	ATLANTA	3	53	17.7	23	0	0	0	0.0	--	0
9/16	@ Buffalo	8	102	12.3	33	2	0	0	0.0	--	0
9/23	@ New Orleans	7	79	11.3	17	0	0	0	0.0	--	0
9/30	SAN DIEGO	7	108	15.4	29	1	0	0	0.0	--	0
10/7	BALTIMORE	6	60	10.0	20	0	0	0	0.0	--	0
10/14	@ Tampa Bay	3	25	7.0	8	0	0	0	0.0	--	0
10/28	OAKLAND	3	65	21.7	46	0	0	0	0.0	--	0
11/1	@ San Diego	8	79	9.9	14	0	0	0	0.0	--	0
11/12	@ Pittsburgh	4	55	13.8	27	0	0	0	0.0	--	0
11/18	CINCINNATI	0	0	0.0	--	0	0	0	0.0	--	0
11/25	DENVER	4	41	10.3	13	0	0	0	0.0	--	0
12/2	CAROLINA	4	64	16.0	21	0	0	0	0.0	--	0
12/9	@ Cleveland	2	80	35.0	47	0	0	0	0.0	--	0
12/16	@ Oakland										
12/23	INDIANAPOLIS										
12/30	@ Denver										
TOTALS		59	801	13.6	47	3	0	0	0.0	--	0

Injured Reserve/Ribs

Injured Reserve/Ribs

Injured Reserve/Ribs

## 2011

### CHIEFS

Date	Opp.	RECEIVING					RUSHING				
		No.	Yds.	Avg.	LG	TD	No.	Yds.	Avg.	LG	TD
9/11	BUFFALO	2	17	8.5	15	0	0	0	0.0	--	0
9/18	@ Detroit	5	101	20.2	45	0	1	12	12.0	12	0
9/25	@ San Diego	4	67	16.8	23	1	0	0	0.0	--	0
10/2	MINNESOTA	5	107	21.4	52t	1	0	0	0.0	--	0
10/9	@ Indianapolis	7	128	18.3	41t	2	0	0	0.0	--	0
10/23	@ Oakland	6	76	12.7	21	0	0	0	0.0	--	0
10/31	SAN DIEGO	4	62	15.5	26	0	0	0	0.0	--	0
11/6	MIAMI	6	88	14.7	31	0	0	0	0.0	--	0
11/13	DENVER	2	17	8.5	10	0	0	0	0.0	--	0
11/21	@ New England	7	87	12.4	28	0	0	0	0.0	--	0
11/27	PITTSBURGH	7	69	9.9	25	0	0	0	0.0	--	0
12/4	@ Chicago	4	49	12.3	14	0	0	0	0.0	--	0
12/11	@ N.Y. Jets	6	69	11.5	21	0	0	0	0.0	--	0
12/18	GREEN BAY	4	49	12.3	15	0	0	0	0.0	--	0
12/24	OAKLAND	6	80	13.3	25	1	0	0	0.0	--	0
1/1/12	@ Denver	6	93	15.5	22	0	0	0	0.0	--	0
TOTALS		81	1,159	14.3	52t	5	1	12	12.0	--	0

## 2010

### CHIEFS

Date	Opp.	RECEIVING					RUSHING				
		No.	Yds.	Avg.	LG	TD	No.	Yds.	Avg.	LG	TD
9/13	SAN DIEGO	1	13	13.0	13	0	0	0	0.0	--	0
9/19	@ Cleveland	4	45	11.3	19	0	0	0	0.0	--	0
9/26	SAN FRANCISCO	2	61	30.5	45t	1	0	0	0.0	--	0
10/10	@ Indianapolis	2	33	16.5	21	0	0	0	0.0	--	0
10/17	@ Houston	6	108	18.0	42t	2	0	0	0.0	--	0
10/24	JACKSONVILLE	3	81	27.0	53t	2	0	0	0.0	--	0
10/31	BUFFALO	3	16	5.3	8	1	1	4	4.0	4	0
11/7	@ Oakland	5	63	12.6	20t	1	0	0	0.0	--	0
11/14	@ Denver	13	186	14.3	24	2	0	0	0.0	--	0
11/21	ARIZONA	6	109	18.2	38t	2	0	0	0.0	--	0
11/28	@ Seattle	13	170	13.1	36t	3	0	0	0.0	--	0
12/5	DENVER	0	0	0.0	--	0	0	0	0.0	--	0
12/12	@ San Diego	1	3	3.0	3	0	0	0	0.0	--	0
12/19	@ St. Louis	2	53	26.5	28	0	0	0	0.0	--	0
12/26	TENNESSEE	6	153	25.5	75t	1	0	0	0.0	--	0
1/2/11	OAKLAND	5	68	13.6	19	0	0	0	0.0	--	0
TOTALS		72	1,162	16.1	75t	15	1	4	4.0	4	0

1/9/11 BALTIMORE

PLAYOFF TOTALS 0 0 0.0 -- 0 0 0 0.0 -- 0

# BOWE'S GAME-BY-GAME STATISTICS

**2009**

**CHIEFS**

Date	Opp.	RECEIVING					RUSHING				
		No.	Yds.	Avg.	LG	TD	No.	Yds.	Avg.	LG	TD
9/13	@ Baltimore	4	40	10.0	24	1	0	0	0.0	--	0
9/20	OAKLAND	5	56	11.2	29t	1	0	0	0.0	--	0
9/27	@ Philadelphia					<i>Inactive/Hamstring</i>					
10/4	N.Y. GIANTS	1	11	11.0	11	0	0	0	0.0	--	0
10/11	DALLAS	5	74	14.8	20	1	0	0	0.0	--	0
10/18	@ Washington	6	109	18.2	32	0	0	0	0.0	--	0
10/25	SAN DIEGO	2	11	5.5	7t	1	0	0	0.0	--	0
11/8	@ Jacksonville	4	74	18.5	36	0	0	0	0.0	--	0
11/15	@ Oakland	6	91	15.2	41	0	0	0	0.0	--	0
11/22	PITTSBURGH					<i>Reserve/Suspended</i>					
11/29	@ San Diego					<i>Reserve/Suspended</i>					
12/6	DENVER					<i>Reserve/Suspended</i>					
12/13	BUFFALO					<i>Reserve/Suspended</i>					
12/20	CLEVELAND	4	56	14.0	23	0	0	0	0.0	--	0
12/27	@ Cincinnati	9	61	6.8	10	0	0	0	0.0	--	0
1/3/10	@ Denver	1	6	6.0	6	0	0	0	0.0	--	0
<b>TOTALS</b>		<b>47</b>	<b>589</b>	<b>12.5</b>	<b>41</b>	<b>4</b>	<b>0</b>	<b>0</b>	<b>0.0</b>	<b>--</b>	<b>0</b>

**2008**





**CHIEFS**

Date	Opp.	RECEIVING					RUSHING				
		No.	Yds.	Avg.	LG	TD	No.	Yds.	Avg.	LG	TD
9/7	@ New England	5	49	9.8	13t	1	0	0	0.0	--	0
9/14	OAKLAND	6	90	15.0	30	0	0	0	0.0	--	0
9/21	@ Atlanta	4	43	10.8	15t	1	0	0	0.0	--	0
9/28	DENVER	7	85	12.1	17	0	0	0	0.0	--	0
10/5	@ Carolina	5	57	11.4	20	0	0	0	0.0	--	0
10/19	TENNESSEE	7	86	12.3	27	0	0	0	0.0	--	0
10/26	@ N.Y. Jets	6	102	17.0	36	0	0	0	0.0	--	0
11/2	TAMPA BAY	2	29	14.5	22	1	0	0	0.0	--	0
11/9	@ San Diego	6	72	12.0	31	0	0	0	0.0	--	0
11/16	NEW ORLEANS	7	53	7.6	14	2	0	0	0.0	--	0
11/23	BUFFALO	3	58	19.3	29	1	0	0	0.0	--	0
11/30	@ Oakland	2	27	13.5	15	0	0	0	0.0	--	0
12/7	@ Denver	7	96	13.7	34	0	0	0	0.0	--	0
12/14	SAN DIEGO	6	44	7.3	21	1	0	0	0.0	--	0
12/21	MIAMI	3	28	9.3	12	0	0	0	0.0	--	0
12/28	@ Cincinnati	10	103	10.3	32	0	0	0	0.0	--	0
<b>TOTALS</b>		<b>86</b>	<b>1,022</b>	<b>11.9</b>	<b>36</b>	<b>7</b>	<b>0</b>	<b>0</b>	<b>0.0</b>	<b>--</b>	<b>0</b>

**2007**

**CHIEFS**

Date	Opp.	RECEIVING					RUSHING				
		No.	Yds.	Avg.	LG	TD	No.	Yds.	Avg.	LG	TD
9/9	@ Houston	3	42	14.0	25	0	0	0	0.0	--	0
9/16	@ Chicago	2	22	11.0	16t	1	0	0	0.0	--	0
9/23	MINNESOTA	5	71	14.2	17	1	0	0	0.0	--	0
9/30	@ San Diego	8	164	20.5	51t	1	0	0	0.0	--	0
10/7	JACKSONVILLE	4	70	17.5	35	0	0	0	0.0	--	0
10/14	CINCINNATI	4	46	11.5	14	0	0	0	0.0	--	0
10/21	@ Oakland	3	84	28.0	58	0	0	0	0.0	--	0
11/4	GREEN BAY	0	0	0.0	--	0	0	0	0.0	--	0
11/11	DENVER	9	105	11.7	23	0	0	0	0.0	--	0
11/18	@ Indianapolis	7	64	9.1	19t	1	0	0	0.0	--	0
11/25	OAKLAND	4	63	15.8	24	0	0	0	0.0	--	0
12/2	SAN DIEGO	5	55	11.0	22	0	0	0	0.0	--	0
12/9	@ Denver	2	35	17.5	22	0	0	0	0.0	--	0
12/16	TENNESSEE	5	64	12.8	23	0	0	0	0.0	--	0
12/23	@ Detroit	8	97	12.1	34t	1	0	0	0.0	--	0
12/30	@ N.Y. Jets	1	13	13.0	13	0	0	0	0.0	--	0
<b>TOTALS</b>		<b>70</b>	<b>995</b>	<b>14.2</b>	<b>58</b>	<b>5</b>	<b>0</b>	<b>0</b>	<b>0.0</b>	<b>--</b>	<b>0</b>

	<b>JAMAAL CHARLES</b> RUNNING BACK			<b>25</b>
	5-11 • 199 • Born: 12/27/86 Port Arthur, Texas • NFL Exp: 7 (7th with Chiefs) GP/GS (Playoffs): 82/51 (2/1) Acq: D3a-08 • Texas			

### PRO CAREER:

- Seventh-year running back originally joined the club as the team's first of three third-round selections in the 2008 NFL Draft.
- Finished the 2013 season with 259 carries for 1,287 yards with a career-high 12 rushing touchdowns. Added a team-best 70 receptions for a team-high 693 yards with seven touchdowns through the air. His accomplishments were made more impressive after sitting out the final contest of the season before the postseason started.
- Earned his third NFL Pro Bowl invitation following the 2013 season. He also made the NFL's annual all-star contest following the 2010 and 2012 seasons.
- Was named first-team All-Pro by the AP following the 2013 season, marking the second time he's earned that recognition in his career (2010).
- His 1,287 rushing yards ranked first in the AFC and third in the NFL in 2013, trailing only Philadelphia's LeSean McCoy (1,607) and Chicago's Matt Forte (1,339).
- His 1,980 yards from scrimmage (1,287 rushing, 693 receiving) ranked first in the AFC and second in the NFL in 2013, behind only Philadelphia's LeSean McCoy, who had 2,146 scrimmage yards (1,607 rushing, 539 receiving).
- With 1,287 yards in 2013, it marked his fourth-career 1,000-yard rushing season, giving him more 1,000-yard rushing seasons than any other player in franchise history. RB Priest Holmes is the only other Chiefs player to record at least three such seasons.
- His 19 combined touchdowns (12 rushing, seven receiving) led all NFL players and were three more than New Orleans' TE Jimmy Graham, the next closest player, who had 16 touchdowns.
- His 114 points were the most by any non-kicker in 2013.
- Had a career day at Oakland (12/15/13), catching a single-game career-high eight passes for a career-high 195 yards with four receiving touchdowns and added eight carries for 20 yards with a rushing score. He became the only player in NFL history to record four receiving touchdowns and at least one rushing touchdown in the same game. His four touchdown receptions are the most touchdown receptions in a game by a running back in NFL history. His five touchdowns put him in a tie for fourth place (12 other players) who have ever recorded five touchdowns in a single game. Only three players in NFL history have recorded six touchdowns in a game: Ernie Nevers, Chicago Cardinals (Nov. 28, 1929); Dub Jones, Cleveland Browns (Nov. 25, 1951); and Gale Sayers, Chicago Bears (Dec. 12, 1965). No player has scored more than five touchdowns in a single game since the AFL-NFL merger in 1970.
- Was named a team captain to represent the offense along with QB Alex Smith for the 2013 postseason. A team vote determined the six captains (two each for offense, defense and special teams).
- Became the fifth player in team history to record more than 1,000 career rushing attempts, crossing that mark against Denver (12/1/13). His 1,050 career rushes rank fifth in team history.
- Became the third player in franchise history to reach 5,000 career rushing yards and ranks third in team history with 5,846 rushing yards.
- Has 227 career receptions, ranking as the fourth-best mark in franchise history for receptions by a running back.
- His 1,998 career receiving yards rank as the fifth-best mark in team history for a running back. Had 693 receiving yards in 2013, marking the best single-season performance by a running back in franchise annals.
- Bounced back from a season-ending knee injury the second game of the 2011 season to rush 285 times for 1,509 yards (5.3 avg.) with five touchdowns in 2012, earning a trip to his second Pro Bowl. His 1,509 yards are a single-season career-high.
- Earned his first trip to the Pro Bowl following the 2010 season after rushing for 1,467 yards on 230 carries (6.4 avg.), finishing second in the NFL behind Houston RB Arian Foster (1,616 yards).
- Was named first-team All-Pro by the Associated Press in 2010 and was named to both the All-AFC and All-Pro Teams by Pro Football Weekly/PFWA.
- Named the club's Derrick Thomas Award winner for the fourth time in five years (2009, 2010, 2012, 2013) as the club's MVP.
- Is the NFL's all-time career leader in rushing average among running backs with at least 1,000 career carries with a 5.56 yard per carry



average, ranking ahead of Jim Brown (5.22), Barry Sanders (4.99), Adrian Peterson (4.96) and Paul Lowe (4.87).

- Holds the top three franchise marks for most rushing yards in a single game - 259 rushing yards at Denver (1/3/10), 233 rushing yards at New Orleans (9/23/12) and 226 yards vs. Indianapolis (12/23/12). Is the only running back in team history with three 200-yard games, accounting for half of the franchise's six 200-yard performances.
- Holds the franchise's two longest runs from scrimmage with a 91-yard touchdown run at New Orleans (9/23/12) and an 86-yard touchdown run vs. Indianapolis (12/23/12). He also has two 80-yard runs (one for touchdown), tying for the sixth-longest run from scrimmage in team history.
- With 233 rushing yards and 55 receiving yards at New Orleans (9/23/12), he joined Pro Football Hall of Famer Jim Brown as the only players in NFL history to record at least 225 rushing yards and 50 receiving yards in the same game.
- Charles now has two career games with at least 230 rushing yards, trailing only Hall of Fame RB Jim Brown, who has three.
- Has rushed 1,052 times for 5,846 yards (5.6 avg.) with 29 TDs and has caught 227 passes for 1,998 yards (8.8 avg.) with 14 TDs.
- Has 161 career rushes of 10+ yards to rank second in team history behind RB Priest Holmes (190).
- Has also caught a two-point conversion pass.
- Has posted 51 kickoff returns for 1,246 yards (24.4 avg.) with a TD to go with eight special teams tackles.
- Has played in two postseason contests, carrying the ball 12 times for 100 yards (8.3 avg.) with a postseason franchise record 41-yard TD run.

**TRANSACTIONS:** Signed with Kansas City (12/12/10) ... Signed with Kansas City (7/21/08) ... Originally entered the NFL as the first of three Chiefs third-round picks (73rd overall) in the 2008 NFL Draft.

**2014:** Started two games, recording nine rushes for 23 yards (2.6 avg.) and five catches for 23 yards (4.6 avg.) ... Was inactive at Miami (9/21) with an ankle injury.

**2013:** Opened 15 games at running back, posting 259 rushes for 1,287 yards (5.0 avg.) with 12 touchdowns, as well as 70 catches for 693 yards (9.9 avg.) with seven touchdowns and was inactive in one contest ... Made one postseason start.

**2012:** Played in 16 contests (15 starts), registering 285 carries for 1,509 yards (5.3 avg.) with five touchdowns and 35 receptions for 236 yards (6.7 avg.) with one receiving touchdown.

**2011:** Played in two contests with one start at running back, recording 12 carries for 83 yards (6.9 avg.) and five receptions for nine yards (1.8 avg.) with a touchdown ... Produced 10 carries for 56 yards (5.6 avg.) and had five receptions for nine yards (1.8 avg.) with a touchdown vs. Buffalo

(9/11) ... Had two carries for 27 yards (13.5 avg.) at Detroit (9/18) before leaving the game in the first quarter with a left knee injury ... Was placed on injured reserve on Sept. 21.

**2010:** Played in 16 games (six starts) ... Selected to his first career Pro Bowl ... Earned first-team All-Pro honors from *Pro Football Weekly*/PFWA and AP ... Had 230 carries for a team-high 1,467 yards (6.4 avg.) with five TDs and had 45 receptions for 468 yards (10.4 avg.) with three TDs ... Combined with WR Dwayne Bowe to become the third same-season 1,000-yard RB/WR tandem in team history ... Led the NFL by averaging 6.38 yards per carry (min. 100 atts.) ... Ranked second in the NFL with 1,467 rushing yards, the seventh-highest seasonal total in team history ... Owned two of the top six rushing games in the NFL in 2010 ... Was fifth in the AFC and tied for sixth in the NFL with 10 carries of 20+ yards ... His 45 rushes of 10+ yards were first in the NFL ... Tied for sixth with 10 rushes of 20+ yards ... Added two carries of 50+ yards ... Stood second in the NFL with 1,935 yards from scrimmage ... Tied for second in the NFL with 91 first downs.

**2009:** Saw action in 15 games (10 starts) on offense and special teams ... Was inactive for one contest ... Had 190 carries for a team-high 1,120 yards (5.9 avg.) with seven TDs and 40 catches for 297 yards (7.4 avg.) with a TD ... Added a two-point conversion reception ... Also had 36 kickoff returns for 925 yards (25.7 avg.) with a 97-yard TD and four special teams tackles ... Received the Derrick Thomas Award as the Chiefs MVP, becoming the youngest player to win the honor in team history ... Had 190 carries on the season, the fewest by any player in NFL history to record an 1,100-yard season ... His 5.89 yards-per-carry average led the NFL (min. 150 atts.) and ranks as the third-highest single-season mark in team annals (min. 100 atts.) ... Ranked fourth in the NFL with 2,342 combined net yards, the second-highest seasonal total in franchise history ... Compiled 968 rushing yards from Nov. 15 through the end of the season, the second-highest total in the NFL over that period, behind only Tennessee RB Chris Johnson (1,047) ... Collected 1,126 yards from scrimmage from Nov. 15 through the end of the season, the second-highest total in the NFL over that timeframe behind Johnson (1,388).

**2008:** Played in 16 games (two starts) ... Had 67 carries for 357 yards (5.3 avg.) and 27 catches for 272 yards (10.1 avg.) with a TD ... Also had 15 kickoff returns for 321 yards (21.4 avg.) and four special teams tackles ... Ranked fifth among AFC rookies with 357 rushing yards.

**COLLEGE:** Played in 38 games (17 starts) at the University of Texas ... Concluded his Longhorn career with 533 carries for 3,328 yards (6.2 avg.) and 36 TDs ... Caught 49 passes for 539 yards (11.0 avg.) and three scores ... Ranked fourth in Texas history with 3,328 career rushing yards ... Started all 13 games as a junior in 2007, rushing 258 times for a career-high 1,619 yards and 18 TDs, the fifth-highest single-season rushing total in Texas history ... Also caught 17

sophomore in 2006, carrying the ball 156 times for 831 yards with seven TDs and adding 18 receptions for 183 yards with a score ... Played in 13 games (three starts) as a true freshman in 2005, rushing 119 times for 878 yards with 11 TDs, while catching 14 passes for 157 yards with two scores ... Named freshman All-America and Freshman All-Big 12 by The Sporting News... Also competed in track for the Longhorns ... Placed fourth in the 60-meter dash (6.75) at the Big 12 Indoor Championships ... Posted a fourth-place finish at the NCAA Indoor Championships in the 60-meter dash (6.65) ... Won the 100-meter dash (10.23) at the Big 12 Outdoor Championships ... Finished fifth in the 100-meter dash (10.27) and seventh in the 200-meter dash (21.02) at the NCAA Outdoor Championships ... Majored in Youth Education.

## PERSONAL

- A two-time first-team Class 5A All-State selection at Memorial High School in Port Arthur, Texas.
- Rushed for 4,107 yards and 50 TDs his final two seasons.
- Broke the Port Arthur City career rushing record held by Joe Washington.
- Lettered in track, winning state titles in the 100 and 300-meter hurdles as a senior.
- Received a bronze medal in the 400-meter hurdles at the 2003 World Youth Championships.
- Brother, Shanderric Charles, played running back at SMU (2001-02).
- His cousin, Graylin Johnson, played safety at Texas ('89-90), while another cousin, RaShonta LeBlanc, played basketball at LSU (2004-08).
- Has two daughters.

### CHARLES' REGULAR SEASON 100-YARD RUSHING GAMES (21)

Date	Opponent	No.	Yds.	Avg.	LG	TD	Result
11/2/08	Tampa Bay	18	106	5.9	22	0	L 27-30 OT
11/15/09	@ Oakland	18	103	5.7	44t	1	W 16-10
12/13/09	Buffalo	20	143	7.2	76t	1	L 10-16
12/20/09	Cleveland	25	154	6.2	47t	1	L 34-41
12/27/09	@ Cincinnati	24	102	4.3	14	0	L 10-17
1/3/10	@ Denver	25	259	10.4	56t	2	W 44-24
10/31/10	Buffalo	22	177	8.0	32	0	W 13-10 OT
11/28/10	@ Seattle	22	173	7.9	29	1	W 42-24
12/5/10	Denver	21	116	5.5	16	0	W 10-6
12/19/10	@ St. Louis	11	126	11.5	80	1	W 27-13
9/23/12	@ New Orleans	33	233	7.1	91t	1	W 27-24 OT
10/7/12	Baltimore	31	140	4.5	25	0	L 6-9
11/12/12	@ Pittsburgh	23	100	4.3	12t	1	L 13-16 OT
11/25/12	Denver	23	107	4.7	15	0	L 9-17
12/2/12	Carolina	27	127	4.7	16	0	W 27-21
12/9/12	@ Cleveland	18	165	9.2	80t	1	L 7-30
12/23/12	Indianapolis	22	226	10.3	86t	1	L 13-20
10/6/13	@ Tennessee	22	108	4.9	19	1	W 26-17
11/24/13	San Diego	14	115	8.2	46	2	L 38-41
12/8/13	@ Washington	19	150	7.9	35	1	W 45-10
12/22/13	Indianapolis	13	106	8.2	31t	1	L 7-23

# CHARLES' NFL STATISTICS

Year	Team	G-S	RUSHING					RECEIVING				
			No.	Yds.	Avg.	LG	TD	No.	Yds.	Avg.	LG	TD
2008	Kansas City	16-2	67	357	5.3	30	0	27	272	10.1	75	1
2009	Kansas City	15-10	190	1,120	5.9	76t	7	40	297	7.4	49	1
2010	Kansas City	16-6	230	1,467	6.4	80	5	45	468	10.4	31	3
2011	Kansas City	2-1	12	83	6.9	24	0	5	9	1.8	9	1
2012	Kansas City	16-15	285	1,509	5.3	91t	5	35	236	6.7	22	1
2013	Kansas City	15-15	259	1,287	5.0	46	12	70	693	9.9	71t	7
2014	Kansas City	2-2	9	23	2.6	6	0	5	23	4.6	14	0
<b>Totals</b>		<b>82-51</b>	<b>1,052</b>	<b>5,846</b>	<b>5.6</b>	<b>91t</b>	<b>29</b>	<b>227</b>	<b>1,998</b>	<b>8.8</b>	<b>75</b>	<b>14</b>

Year	Team	PUNT RETURNS						KICKOFF RETURNS				
		No.	FC	Yds.	Avg.	LG	TD	No.	Yds.	Avg.	LG	TD
2008	Kansas City	0	0	0	0.0	--	0	15	321	21.4	40	0
2009	Kansas City	0	0	0	0.0	--	0	36	925	25.7	97t	1
2010	Kansas City	0	0	0	0.0	--	0	0	0	0.0	--	0
2011	Kansas City	0	0	0	0.0	--	0	0	0	0.0	--	0
2012	Kansas City	0	0	0	0.0	--	0	0	0	0.0	--	0
2013	Kansas City	0	0	0	0.0	--	0	0	0	0.0	--	0
2014	Kansas City	0	0	0	0.0	--	0	0	0	0.0	--	0
<b>Totals</b>		<b>0</b>	<b>0</b>	<b>0</b>	<b>0.0</b>	<b>--</b>	<b>0</b>	<b>51</b>	<b>1,246</b>	<b>24.4</b>	<b>97t</b>	<b>1</b>

**Additional Stats:** Has eight special teams tackles – four in 2008 and four in 2009. Caught a two-point conversion from Matt Cassel at Jacksonville (11/8/09).

## POSTSEASON

Year	Team	G-S	RUSHING					RECEIVING				
			No.	Yds.	Avg.	LG	TD	No.	Yds.	Avg.	LG	TD
2010	Kansas City	1-0	9	82	9.1	41t	1	1	15	15.0	15	0
2013	Kansas City	1-1	3	18	6.0	7	0	0	0	0.0	--	0
<b>Totals</b>		<b>1-0</b>	<b>12</b>	<b>100</b>	<b>8.3</b>	<b>41t</b>	<b>1</b>	<b>1</b>	<b>15</b>	<b>15.0</b>	<b>15</b>	<b>0</b>

## SINGLE-GAME CAREER HIGHS

<b>Rushing Attempts:</b> 33 at New Orleans (9/23/12)	<b>Yards From Scrimmage:</b> 288 at New Orleans (9/23/12)
<b>Rushing Yards:</b> 259 at Denver (1/3/10)	<b>Kickoff Returns:</b> 6 vs. San Diego (10/25/09)
<b>Long Run:</b> 91(touchdown) at New Orleans (9/23/12)	<b>KO Return Yards:</b> 158 vs. Pittsburgh (11/22/09)
<b>Rushing TDs:</b> 2 at Denver (1/3/10)	<b>Long Kickoff Return:</b> 97t vs. Pittsburgh (11/22/09)
<b>Receptions:</b> 8 at Oakland (12/15/13)	<b>Kickoff Return TDs:</b> 1 vs. Pittsburgh (11/22/09)
<b>Receiving Yards:</b> 195 at Oakland (12/15/13)	<b>Combined Net Atts.:</b> 39 at New Orleans (9/23/12)
<b>Long Reception:</b> 75 vs. Miami (12/21/08)	<b>Combined Net Yards:</b> 288 at New Orleans (9/23/12)
<b>Receiving TDs:</b> 4 at Oakland (12/15/13)	<b>Sp. Teams Tackles:</b> 2 vs. Denver (9/28/08)
<b>Atts. From Scrimmage:</b> 39, at New Orleans (9/23/12)	

# CHARLES' GAME-BY-GAME STATISTICS

2014

## CHIEFS

Date	Opp.	RUSHING					RECEIVING				
		No.	Yds.	Avg.	LG	TD	No.	Yds.	Avg.	LG	TD
9/7	TENNESSEE	7	19	2.7	6	0	4	15	3.8	14	0
9/14	@ Denver	2	4	2.0	2	0	1	8	8.0	8	0
9/21	@ Miami	<i>Inactive/Ankle</i>									
<b>TOTALS</b>		<b>9</b>	<b>23</b>	<b>2.6</b>	<b>6</b>	<b>0</b>	<b>5</b>	<b>23</b>	<b>4.6</b>	<b>14</b>	<b>0</b>

2013

## CHIEFS

Date	Opp.	RUSHING					RECEIVING				
		No.	Yds.	Avg.	LG	TD	No.	Yds.	Avg.	LG	TD
9/8	@ Jacksonville	16	77	4.8	18	1	3	23	7.7	15	0
9/15	DALLAS	16	55	3.4	16	0	8	48	6.0	18	1
9/19	@ Philadelphia	20	92	4.6	18	1	7	80	11.4	21	0
9/29	N.Y. GIANTS	18	65	3.6	24	0	5	62	12.4	31	1
10/6	@ Tennessee	22	108	4.9	19	1	5	37	7.4	11	0
10/13	OAKLAND	22	78	3.5	11	2	5	50	10.0	24	0
10/20	HOUSTON	21	86	4.1	18	1	3	37	12.3	21	0
10/27	CLEVELAND	18	74	4.1	17	0	5	46	9.2	24	0
11/3	@ Buffalo	17	90	5.3	12	0	6	6	1.0	6	0
11/17	@ Denver	16	78	4.9	35	0	2	-6	-3.0	-1	0
11/24	SAN DIEGO	14	115	8.2	46	2	4	42	10.5	19	0
12/1	DENVER	19	93	4.9	15	1	2	27	13.5	16	0
12/8	@ Washington	19	150	7.9	35	1	2	8	4.0	5t	1
12/15	@ Oakland	8	20	2.5	8	1	8	195	24.4	71t	4
12/22	INDIANAPOLIS	13	106	8.2	31t	1	5	38	7.6	15	0
12/29	@ San Diego	<i>Inactive</i>									
<b>TOTALS</b>		<b>259</b>	<b>1,287</b>	<b>5.0</b>	<b>46</b>	<b>12</b>	<b>70</b>	<b>693</b>	<b>9.9</b>	<b>71t</b>	<b>7</b>

1/4/14	@ Indianapolis	3	18	6.0	7	0	0	0	0.0	--	0
--------	----------------	---	----	-----	---	---	---	---	-----	----	---

<b>PLAYOFF TOTALS</b>		<b>3</b>	<b>18</b>	<b>6.0</b>	<b>7</b>	<b>0</b>	<b>0</b>	<b>0</b>	<b>0.0</b>	<b>--</b>	<b>0</b>
-----------------------	--	----------	-----------	------------	----------	----------	----------	----------	------------	-----------	----------

2012

## CHIEFS

Date	Opp.	RUSHING					RECEIVING				
		No.	Yds.	Avg.	LG	TD	No.	Yds.	Avg.	LG	TD
9/9	ATLANTA	16	87	5.4	46	0	0	0	0.0	--	0
9/16	@ Buffalo	6	3	0.5	8	0	3	19	6.3	10	0
9/23	@ New Orleans	33	233	7.1	91t	1	6	55	9.2	19	0
9/30	SAN DIEGO	17	88	5.2	37t	1	3	23	7.7	13t	1
10/7	BALTIMORE	31	140	4.5	25	0	2	21	10.5	16	0
10/14	@ Tampa Bay	12	40	3.3	22	0	2	7	3.5	8	0
10/28	OAKLAND	5	4	0.8	4	0	3	6	2.0	5	0
11/1	@ San Diego	12	39	3.3	15	0	3	27	9.0	22	0
11/12	@ Pittsburgh	23	100	4.3	12t	1	0	0	0.0	--	0
11/18	CINCINNATI	17	87	5.1	17	0	4	31	7.8	16	0
11/25	DENVER	23	107	4.7	15	0	0	0	0.0	--	0
12/2	CAROLINA	27	127	4.7	16	0	4	11	2.8	6	0
12/9	@ Cleveland	18	165	9.2	80	1	0	0	0.0	--	0
12/16	@ Oakland	9	10	1.1	5	0	3	18	6.0	11	0
12/23	INDIANAPOLIS	22	226	10.3	86t	1	1	4	4.0	4	0
12/30	@ Denver	14	53	3.8	13	0	1	14	14.0	14	0
<b>TOTALS</b>		<b>285</b>	<b>1,509</b>	<b>5.3</b>	<b>91t</b>	<b>5</b>	<b>35</b>	<b>236</b>	<b>6.7</b>	<b>22</b>	<b>1</b>

# CHARLES' GAME-BY-GAME STATISTICS

## 2011

### CHIEFS

Date	Opp.	RUSHING					RECEIVING				
		No.	Yds.	Avg.	LG	TD	No.	Yds.	Avg.	LG	TD
9/11	BUFFALO	10	56	5.6	22	0	5	9	1.8	9	1
9/18	@ Detroit	2	27	13.5	24	0	0	0	0.0	--	0
9/25	@ San Diego										
10/2	MINNESOTA										
10/9	@ Indianapolis										
10/23	@ Oakland										
10/31	SAN DIEGO										
11/6	MIAMI										
11/13	DENVER										
11/21	@ New England										
11/27	PITTSBURGH										
12/4	@ Chicago										
12/11	@ N.Y. Jets										
12/18	GREEN BAY										
12/24	OAKLAND										
1/1/12	@ Denver										
<b>TOTALS</b>		<b>12</b>	<b>83</b>	<b>6.9</b>	<b>24</b>	<b>0</b>	<b>5</b>	<b>9</b>	<b>1.8</b>	<b>9</b>	<b>1</b>

## 2010

### CHIEFS

Date	Opp.	RUSHING					RECEIVING				
		No.	Yds.	Avg.	LG	TD	No.	Yds.	Avg.	LG	TD
9/13	SAN DIEGO	11	92	8.4	56t	1	1	8	8.0	8	0
9/19	@ Cleveland	11	49	4.5	20	0	1	27	27.0	27	0
9/26	SAN FRANCISCO	12	97	8.1	24	0	3	57	19.0	22	0
10/10	@ Indianapolis	16	87	5.4	14	0	3	14	4.7	6	0
10/17	@ Houston	16	93	5.8	16	0	4	24	6.0	23	0
10/24	JACKSONVILLE	15	71	4.7	18	1	0	0	0.0	--	0
10/31	BUFFALO	22	177	8.0	32	0	4	61	15.3	31	0
11/7	@ Oakland	10	53	5.3	13	0	5	47	9.4	14	0
11/14	@ Denver	14	41	2.9	7	0	5	80	16.0	24	1
11/21	ARIZONA	12	88	7.3	39	0	4	38	9.5	25	0
11/28	@ Seattle	22	173	7.9	29	1	2	3	1.5	8	0
12/5	DENVER	21	116	5.5	16	0	2	20	10.0	10	0
12/12	@ San Diego	10	40	4.0	10	0	2	9	4.5	5	0
12/19	@ St. Louis	11	126	11.5	80	1	3	27	9.0	14	0
12/26	TENNESSEE	13	77	5.9	17	0	4	40	10.0	14t	2
1/2/11	OAKLAND	14	87	6.2	47	1	2	13	6.5	8	0
<b>TOTALS</b>		<b>230</b>	<b>1,467</b>	<b>6.4</b>	<b>80</b>	<b>5</b>	<b>45</b>	<b>468</b>	<b>10.4</b>	<b>31</b>	<b>3</b>
1/9/11	BALTIMORE	9	82	9.1	41t	1	1	15	15.0	15	0
<b>PLAYOFF TOTALS</b>		<b>9</b>	<b>82</b>	<b>9.1</b>	<b>41t</b>	<b>1</b>	<b>1</b>	<b>15</b>	<b>15.0</b>	<b>15</b>	<b>0</b>

## 2009

### CHIEFS

Date	Opp.	RUSHING					RECEIVING				
		No.	Yds.	Avg.	LG	TD	No.	Yds.	Avg.	LG	TD
9/13	@ Baltimore	4	8	2.0	10	0	4	29	7.3	20	0
9/20	OAKLAND										
9/27	@ Philadelphia	6	36	6.0	9	0	3	34	11.3	26	0
10/4	N.Y. GIANTS	2	24	12.0	24	0	0	0	0.0	--	0
10/11	DALLAS	3	9	3.0	7	0	5	54	10.8	17	0
10/18	@ Washington	4	6	1.5	5	0	1	2	2.0	2	0
10/25	SAN DIEGO	4	33	8.3	15	0	1	1	1.0	1	0
11/8	@ Jacksonville	6	36	6.0	13	0	3	19	6.3	13	0
11/15	@ Oakland	18	103	5.7	44t	1	4	14	3.5	8	0
11/22	PITTSBURGH	17	58	3.4	10	0	2	8	4.0	6	1
11/29	@ San Diego	14	93	6.6	31	1	3	54	18.0	49	0
12/6	DENVER	18	56	3.1	11	1	1	3	3.0	3	0
12/13	BUFFALO	20	143	7.2	76t	1	7	38	5.4	10	0
12/20	CLEVELAND	25	154	6.2	47t	1	2	16	8.0	8	0
12/27	@ Cincinnati	24	102	4.3	14	0	3	22	7.3	15	0
1/3/10	@ Denver	25	259	10.4	56t	2	1	3	3.0	3	0
<b>TOTALS</b>		<b>190</b>	<b>1,120</b>	<b>5.9</b>	<b>76t</b>	<b>7</b>	<b>40</b>	<b>297</b>	<b>7.4</b>	<b>49</b>	<b>1</b>

# CHARLES' GAME-BY-GAME STATISTICS

2008

CHIEFS

Date	Opp.	RUSHING					RECEIVING				
		No.	Yds.	Avg.	LG	TD	No.	Yds.	Avg.	LG	TD
9/7	@ New England	5	28	5.6	11	0	2	6	3.0	4	0
9/14	OAKLAND	3	7	2.3	3	0	1	15	15.0	15	0
9/21	@ Atlanta	7	38	5.4	13	0	3	24	8.0	13	0
9/28	DENVER	2	7	3.5	7	0	2	1	0.5	1	0
10/5	@ Carolina	4	18	4.5	7	0	4	22	5.5	17	0
10/19	TENNESSEE	3	17	5.7	16	0	4	26	6.5	11	0
10/26	@ N.Y. Jets	5	45	9.0	30	0	1	4	4.0	4	0
11/2	TAMPA BAY	18	106	5.9	22	0	0	0	0.0	--	0
11/9	@ San Diego	3	8	2.7	6	0	0	0	0.0	--	0
11/16	NEW ORLEANS	2	12	5.2	12	0	0	0	0.0	--	0
11/23	BUFFALO	2	22	11.0	20	0	3	45	15.0	36t	1
11/30	@ Oakland	2	5	2.5	4	0	1	15	15.0	15	0
12/7	@ Denver	1	13	13.0	13	0	3	12	4.0	9	0
12/14	SAN DIEGO	4	7	1.8	6	0	0	0	0.0	--	0
12/21	MIAMI	3	15	5.0	11	0	3	102	34.0	75	0
12/28	@ Cincinnati	3	9	3.0	8	0	0	0	0.0	--	0
<b>TOTALS</b>		<b>67</b>	<b>357</b>	<b>5.3</b>	<b>30</b>	<b>0</b>	<b>27</b>	<b>272</b>	<b>10.1</b>	<b>75</b>	<b>0</b>



	<div> <div> <b>KURT COLEMAN</b>            SAFETY         </div> <div>  <span style="font-size: 48pt; font-weight: bold;">27</span> </div> </div> <div>       5-11 • 200 • Born: 7/1/88        Clayton, Ohio. • NFL Exp: 5 (1st with Chiefs)        GP/GS (Playoffs): 61/29 (2/1)        Acq: FA-14 • Ohio State     </div>
---	---

#### PRO CAREER:

- Fifth-year safety joins Kansas City after spending training camp with the Minnesota Vikings in 2014.
- Appeared in 61 games (29 starts) over five seasons with the Kansas City Chiefs and Philadelphia Eagles.
- Has recorded 200 tackles (153 solo), including six for loss, seven interceptions and 11 passes defended.
- Originally entered the NFL as a seventh-round pick (244th overall) of the Philadelphia Eagles in the 2010 NFL Draft.

**TRANSACTIONS:** Signed with Kansas City (9/2/14) ... Released by the Vikings (8/30/14) ... Signed with the Minnesota Vikings as an Unrestricted Free Agent (4/17/14) ... Originally drafted in the seventh round of the 2010 NFL Draft (244th overall) by the Philadelphia Eagles.

**KANSAS CITY (2014):** Has played in two games recording three solo tackles and has been inactive for one game.

**PHILADELPHIA (2010-13):** Played in 59 games (29 starts), recording 197 tackles (150 solo), including six for loss, two forced fumbles, two quarterback hurries, 11 passes defended and 24 special teams tackles ... Played in two postseason contests collecting seven tackles and one special teams stop.

**2013:** Appeared in 15 games recording eight tackles (seven solo), six special teams stops ... Played in one postseason contest and tallied one special teams tackle.

**2012:** Started all 14 games he appeared in, recording 89 tackles (67 solo), including three for loss, two interceptions, four passes defended, one forced fumble and four special teams stops.

**2011:** Appeared in 15 games (13 starts), recording 74 tackles (54 solo), one tackle for loss, one forced fumble, four interceptions, five passes defended and four special teams tackles.

**2010:** Appeared in 15 games (two starts) totaling 26 tackles (22 solo), two tackles for loss, two passes defended, collected his first career interception and 10 special teams tackles ... Started in one postseason contest, tallying seven stops (six solo).

**COLLEGE:** Appeared in 49 career games at Ohio State, making 35 starts ... Voted team captain and MVP by teammates as a senior in 2009 ... Named 1st-Team All-Big Ten in 2009 and second - team in 2008 ... Ended career with 219 tackles and nine INTs ... Played in national title game in 2006 and 2007 against Florida and LSU ... Completed his college career with Rose Bowl win versus Oregon as a senior.

#### PERSONAL:

- Named a member of the All-Ohio team as a junior and senior at Northmont High School in Clayton, Ohio.
- Standout defensive back and wide receiver.
- Earned all-conference as a center fielder in baseball.
- Graduated a semester early to enroll at Ohio State.

## COLEMAN'S NFL STATISTICS

Year	Team	TACKLES				SACKS		INTS			FUMBLES			QB
		G-S	Solos	Asst.	Total	No.	Yds.	No.	Yds.	PDs	FF	FR	Yds.	Press.
2010	Philadelphia	15-2	22	4	26	0.0	0.0	1	7	2	0	0	0	0
2011	Philadelphia	15-13	54	20	74	0.0	0.0	4	60	5	1	0	0	2
2012	Philadelphia	14-14	67	22	89	0.0	0.0	2	13	4	1	0	0	0
2013	Philadelphia	15-0	7	1	8	0.0	0.0	0	0	0	0	0	0	0
2014	Kansas City	2-0	3	0	3	0.0	0.0	0	0	0	0	0	0	0

<b>Totals</b>	<b>61-29</b>	<b>153</b>	<b>47</b>	<b>200</b>	<b>0.0</b>	<b>0.0</b>	<b>7</b>	<b>80</b>	<b>11</b>	<b>2</b>	<b>0</b>	<b>0</b>	<b>2</b>
---------------	--------------	------------	-----------	------------	------------	------------	----------	-----------	-----------	----------	----------	----------	----------

**Additional Stats:** Has 24 special teams tackles - six in 2013, four in 2012, four in 2011 and 10 in 2010.

2010. **POSTSEASON**

Year	Team	TACKLES				SACKS		INTS			FUMBLES			QB
		G-S	Solos	Asst.	Total	No.	Yds.	No.	Yds.	PDs	FF	FR	Yds.	Press.
2010	Philadelphia	1-1	6	1	7	0.0	0.0	0	0	0	0	0	0	0
2013	Philadelphia	1-0	0	0	0	0.0	0.0	0	0	0	0	0	0	0
Totals		2-1	6	1	7	0.0	0.0	0	0	0	0	0	0	0

### SINGLE GAME CAREER HIGHS

**Tackles:** 12 (11 solo) vs. New England (11/27/11) **Passes Defensed:** 3 at Washington (10/16/11)  
**Interceptions:** 3 at Washington (10/16/11) **INT Return Yards:** 35 at Miami (12/11/11)

**COLEMAN'S GAME-BY-GAME STATISTICS**

2014  
CHIEFS

Date	Opp.	Tkl	Ast	Tot	TFL	Sck	INT	FR	FF	PR	PD
9/7	TENNESSEE					Inactive					
9/14	@ Denver	0	0	0	0	0.0	0-0	0	0	0	0
9/21	@ Miami	3	0	3	0	0.0	0-0	0	0	0	0
TOTALS		3	0	3	0	0	0	0	0	0	0

# COLEMAN'S GAME-BY-GAME STATISTICS

**2013**

**EAGLES**

Date	Opp.	Tkl	Ast	Tot	TFL	Sck	INT	FR	FF	PR	PD
9/9	@ Washington	0	0	0	0	0.0	0-0	0	0	0	0
9/15	SAN DIEGO	0	0	0	0	0.0	0-0	0	0	0	0
9/19	KANSAS CITY	0	0	0	0	0.0	0-0	0	0	0	0
9/29	@ Denver	0	0	0	0	0.0	0-0	0	0	0	0
10/6	@ N.Y. Giants	0	0	0	0	0.0	0-0	0	0	0	0
10/13	@ Tampa Bay	0	0	0	0	0.0	0-0	0	0	0	0
10/20	DALLAS	1	0	1	0	0.0	0-0	0	0	0	0
10/27	N.Y. GIANTS	0	0	0	0	0.0	0-0	0	0	0	0
11/3	@ Oakland	3	1	4	0	0.0	0-0	0	0	0	0
11/10	@ Green Bay	0	0	0	0	0.0	0-0	0	0	0	0
11/17	WASHINGTON	1	0	1	0	0.0	0-0	0	0	0	0
12/1	ARIZONA	0	0	0	0	0.0	0-0	0	0	0	0
12/8	DETROIT	0	0	0	0	0.0	0-0	0	0	0	0
12/15	@ Minnesota	2	0	2	0	0.0	0-0	0	0	0	0
12/22	CHICAGO	<i>Inactive/Hamstring</i>									
12/29	@ Dallas	0	0	0	0	0.0	0-0	0	0	0	0
<b>TOTALS</b>		<b>7</b>	<b>1</b>	<b>8</b>	<b>0</b>	<b>0.0</b>	<b>0-0</b>	<b>0</b>	<b>0</b>	<b>0</b>	<b>0</b>

1/4/14	NEW ORLEANS	0	0	0	0	0.0	0-0	0	0	0	0
<b>PLAYOFF TOTALS</b>		<b>0</b>	<b>0</b>	<b>0</b>	<b>0</b>	<b>0.0</b>	<b>0-0</b>	<b>0</b>	<b>0</b>	<b>0</b>	<b>0</b>

**2012**

**EAGLES**

Date	Opp.	Tkl	Ast	Tot	TFL	Sck	INT	FR	FF	PR	PD
9/9	@ Cleveland	4	0	4	0	0.0	2-13	0	0	0	2
9/16	BALTIMORE	5	2	7	0	0.0	0-0	0	0	0	0
9/23	@ Arizona	7	2	9	0	0.0	0-0	0	0	0	1
9/30	N.Y. GIANTS	4	2	6	0	0.0	0-0	0	0	0	0
10/7	@ Pittsburgh	4	1	5	0	0.0	0-0	0	0	0	1
10/14	DETROIT	6	1	7	0	0.0	0-0	0	0	0	0
10/28	ATLANTA	7	0	7	1	0.0	0-0	0	1	0	0
11/5	@ New Orleans	3	2	5	0	0.0	0-0	0	0	0	0
11/11	DALLAS	6	2	8	1	0.0	0-0	0	0	0	0
11/18	@ Washington	6	1	7	1	0.0	0-0	0	0	0	0
11/26	CAROLINA	2	1	3	0	0.0	0-0	0	0	0	0
12/2	@ Dallas	4	1	5	0	0.0	0-0	0	0	0	0
12/9	@ Tampa Bay	<i>Inactive/Chest</i>									
12/13	CINCINNATI	<i>Inactive/Chest</i>									
12/23	WASHINGTON	3	4	7	0	0.0	0-0	0	0	0	0
12/30	@ N.Y. Giants	6	3	9	0	0.0	0-0	0	0	0	0
<b>TOTALS</b>		<b>67</b>	<b>22</b>	<b>89</b>	<b>3</b>	<b>0.0</b>	<b>2-13</b>	<b>0</b>	<b>1</b>	<b>0</b>	<b>4</b>

**2011**

**EAGLES**




Date	Opp.	Tkl	Ast	Tot	TFL	Sck	INT	FR	FF	PR	PD
9/11	@ St. Louis	4	0	4	0	0.0	0-0	0	0	0	0
9/18	@ Atlanta	1	2	3	0	0.0	0-0	0	0	0	0
9/25	N.Y. GIANTS	0	0	0	0	0.0	0-0	0	0	0	0
10/2	SAN FRANCISCO	0	0	0	0	0.0	0-0	0	0	0	0
10/9	@ Buffalo	0	1	1	0	0.0	0-0	0	0	0	0
10/16	@ Washington	5	2	7	0	0.0	3-25	0	0	0	3
10/30	DALLAS	1	0	1	0	0.0	0-0	0	0	0	0
11/7	CHICAGO	10	2	12	0	0.0	0-0	0	0	0	0
11/13	ARIZONA	7	3	10	1	0.0	0-0	0	0	0	0
11/20	@ N.Y. Giants	2	3	5	0	0.0	0-0	0	0	0	0
11/27	NEW ENGLAND	11	1	12	0	0.0	0-0	0	0	0	0
12/1	@ Seattle	5	5	10	0	0.0	0-0	0	0	2	0
12/11	@ Miami	4	1	5	0	0.0	1-35	0	0	0	1
12/18	N.Y. JETS	3	0	3	0	0.0	0-0	0	1	0	1
12/24	@ Dallas	1	0	1	0	0.0	0-0	0	0	0	0
1/1/12	WASHINGTON	<i>Injured Reserve/Bicep</i>									
<b>TOTALS</b>		<b>54</b>	<b>20</b>	<b>74</b>	<b>1</b>	<b>0.0</b>	<b>4-60</b>	<b>0</b>	<b>1</b>	<b>2</b>	<b>5</b>

# COLEMAN'S GAME-BY-GAME STATISTICS

2010

EAGLES

Date	Opp.	Tkl	Ast	Tot	TFL	Sck	INT	FR	FF	PR	PD
9/12	GREEN BAY	1	0	1	0	0.0	0-0	0	0	0	0
9/19	@ Detroit	0	0	0	0	0.0	0-0	0	0	0	0
9/26	@ Jacksonville	2	0	2	0	0.0	0-0	0	0	0	0
10/3	WASHINGTON	1	0	1	0	0.0	0-0	0	0	0	0
10/10	@ San Francisco	0	0	0	0	0.0	0-0	0	0	0	0
10/17	ATLANTA	1	1	2	0	0.0	0-0	0	0	0	0
10/24	@ Tennessee	0	0	0	0	0.0	0-0	0	0	0	0
11/7	INDIANAPOLIS	2	1	3	0	0.0	0-0	0	0	0	0
11/15	@ Washington	4	1	5	0	0.0	1-7	0	0	0	1
11/21	N.Y. GIANTS	0	0	0	0	0.0	0-0	0	0	0	0
11/28	@ Chicago	0	0	0	0	0.0	0-0	0	0	0	0
12/2	HOUSTON	0	0	0	0	0.0	0-0	0	0	0	0
12/12	@ Dallas	0	1	1	0	0.0	0-0	0	0	0	0
12/19	@ N.Y. Giants	4	0	4	1	0.0	0-0	0	0	0	1
12/28	MINNESOTA	7	0	7	1	0.0	0-0	0	0	0	0
1/2/11	DALLAS	<i>Active, Did Not Play</i>									
<b>TOTALS</b>		<b>22</b>	<b>4</b>	<b>26</b>	<b>2</b>	<b>0.0</b>	<b>1-7</b>	<b>0</b>	<b>0</b>	<b>0</b>	<b>2</b>
1/9/11	GREEN BAY	6	1	0	0	0.0	0-0	0	0	0	0
<b>PLAYOFF TOTALS</b>		<b>6</b>	<b>1</b>	<b>0</b>	<b>0</b>	<b>0.0</b>	<b>0-0</b>	<b>0</b>	<b>0</b>	<b>0</b>	<b>0</b>

	<b>DUSTIN COLQUITT</b> <b>PUNTER</b>	 
	6-3 • 210 • Born: 5/6/82 Knoxville, Tenn. • NFL Exp: 10 (10th with Chiefs) GP/GS (Playoffs): 145/0 (3/0) Acq: D3-05 • Tennessee	

### PRO CAREER:

- Left-footed punter has spent his entire 10-year career with the Chiefs.
- Selected to his first Pro Bowl following the 2012 season.
- Owns the top spots in franchise history with a 39.4-yard career net average and a 44.9-yard gross average.
- Is fourth in NFL annals since the AFL-NFL merger with a 39.36-yard net punting average.
- Is first in club history with 291 punts inside the 20-yard line, a mark ranks 12th in NFL history. His 291 punts inside the 20 are the most of any punter in the NFL from 2005-14.
- Is second all-time in NFL history for most punts inside the 20-yard line in a single season with 45 punts inside the 20-yard line in 2012. His 45 inside the 20 surpassed the old NFL record of 42, but trailed Arizona P Dave Zastudil's 2012 mark of 46 punts inside the 20 for the NFL record.
- His 45 punts inside the 20 in 2012 set a single-season franchise record, passing his old mark of 41 set in the 2009 season.
- He led the AFC and tied for the lead in the NFL in punts inside the 20 in 2013 with 35.
- Was voted by teammates to be one of two special teams captains for the club's 2013 postseason, joining fellow special teams captain S Husain Abdullah and two offensive and two defensive representatives.
- Ranks second in team annals with 756 career punts for 33,934 yards, trailing only P Jerrel Wilson (1,018 punts for 44,218 yards).
- Boasted a team-record 45.49-yard gross punting average in 2007, the second-highest mark in team history behind only the single-season mark of 45.53 set by Wilson in '73.
- Led the NFL with a 39.3-yard net average in 2006.
- Has played in three postseason contests, producing 11 punts for 545 yards (49.5 gross, 43.4 net) with three inside the 20-yard line and two touchbacks.
- Originally joined the Chiefs as the team's third-round draft selection (99th overall) in the 2005 NFL Draft, becoming the first punter drafted by the club since P/K Robbie Keen in '91.

**TRANSACTIONS:** Signed with Kansas City (3/4/13) ... Signed with Kansas City (2/28/08) ... Signed with Kansas City (7/26/05) ... Drafted by Kansas City in the third round (99th overall)

in 2005.

**2014:** Played in three games, recording 12 punts for 548 yards (45.7 gross, 44.9 net) with six landing inside the 20-yard line.

**2013:** Played in 16 contests as the team's punter, recording 87 punts for 4,005 yards (46.0 gross, 40.2 net) with 35 inside the 20, 11 touchbacks and one blocked punt ... Punted two times for 78 yards (39.0 gross, 39.0 net) with one inside the 20 in one postseason game.

**2012:** Appeared in 16 games, recording 83 punts for 3,887 yards (46.8 gross, 40.8 net), with 45 inside the 20 and seven touchbacks.

**2011:** Played in 16 games as the team's punter, registering 89 punts for 4,084 yards (45.9 gross, 40.1 net) with 27 inside the 20, five touchbacks and a special teams tackle ... His 40.1 net average ranked fifth in the AFC and ninth in the NFL ... His 27 punts inside the 20 ranked sixth in the AFC and tied for 10th in the NFL ... Punted five times for 286 yards for a career-high and a Chiefs record 57.2 gross punting average vs. San Diego (10/31). His punts were good for a 46.6 net average and landed one inside the 20 ... Punted a career-high 11 times for 447 yards (40.6 gross, 35.3 net) with two inside the 20 and one touchback at Chicago (12/4). Also had a special teams tackle. His 11 punts tied a team record for most punts in a single game.

**2010:** Played in 16 contests as the club's punter and holder on placement kicks ... Punted 88 times for 3,908 yards (44.4 gross, 37.6 net) with 33 inside the 20 and 10 touchbacks ... Had one punt blocked ... Also had one special teams tackle ... His 44.4 gross average was sixth in the AFC ... Was third in the AFC and fourth in the NFL with 33 punts inside the 20, the second-highest seasonal total in team history ... Punted the ball four times for 212 yards (53.0 gross, 52.0 net) at Indianapolis (10/10). His 52.0-yard net average was a career high.

**2009:** Played in 16 games as the club's punter and holder on placement kicks ... Had 96 punts for 4,361 yards (45.4 gross, 40.8 net) with 41 inside the 20, six touchbacks and a long of 70 yards ... Established a Chiefs single-season record with a 40.78-yard net punting average, breaking the previous mark of 40.00 set by P Jerrel Wilson in '68 ... His 40.8 net punting average stood second in the AFC and fourth in the NFL ... His 96 punts were the fourth-highest single-season total in team annals ... His 4,361 punting yards were the second-highest total in franchise annals ... Finished second in the NFL

with 41 punts inside the 20 ... His 41 punts inside the 20 were the third-highest seasonal total in NFL history and shattered the previous Chiefs record of 29 ... Tied for second in the NFL with 24 forced fair catches ... Led the NFL with 22 punts downed ... Allowed 71 punt returns of zero yards or less, the most in the NFL ... Allowed 285 punt return yards, the ninth-lowest total in the AFC among punters with at least 50 punts ... Registered his 118th career punt inside the 20 to bypass P Louie Aguiar (117) for the highest total in Chiefs history at Washington (10/18) ... Recorded his 30th punt inside the 20 in 2009 at San Diego (11/29), breaking Aguiar's single-season team record of 29 in '95 ... His 53.71 gross avg. vs. Denver (12/6) was a career high and the fourth-best single-game total in Chiefs history.

**2008:** Served as the club's punter and holder in 14 games ... Was inactive for two contests with a groin injury ... Punted 70 times for 3,110 yards (44.4 gross, 39.2 net) with 27 inside the 20 and eight touchbacks ... Tied a career high with five punts inside the 20 vs. Oakland (9/14), including a 73-yard kick that ranked as the fourth-longest punt in Chiefs history ... Was inactive with a groin injury at the N.Y. Jets (10/26) and vs. Tampa Bay (11/2), the first contests of his NFL career that he missed

**2007:** Served as the club's punter and holder in 16 games ... Punted 95 times for 4,322 yards (45.5 gross, 39.1 net) with 27 inside the 20 and nine touchbacks ... His 95 punts were the fifth-highest seasonal total in Chiefs history ... His 45.5-yard gross average ranked as the second-best seasonal total in Chiefs history ... His 39.1-yard net was third in the AFC, fifth in the NFL and ranked as the fifth-highest seasonal mark in Kansas City history ... Booted a career-long and Chiefs-record 81-yard punt vs. San Diego (12/2).

**2006:** Handled the punting and holding duties in 16 games ... Punted 71 times for 3,145 yards (44.3 gross, 39.3 net) with 23 inside the 20 and five touchbacks ... Also had one special teams tackle ... His 39.3-yard net average led the NFL and was the third-best single-season total in Chiefs history ... Booted a 66-yard punt in the second quarter at Indianapolis (1/6/07), the longest punt in Chiefs postseason history. His 52.3-yard average was a Kansas City single-game postseason record, surpassing P Jerrel Wilson's mark of 50.3 set at Oakland (12/22/68).

**2005:** Appeared in 16 games, punting 65 times for 2,564 yards (39.4 gross, 35.2 net) with 27 landing inside the 20 and five touchbacks ... Had eight punts of 50+ yards ... Also had two special teams tackles.

**COLLEGE:** Played in 52 games at Tennessee, punting 240 times for 10,216 yards (42.6 gross, 38.4 net) with 73 inside the 20-yard line and 29 touchbacks ... Ranked first in Volunteers history with 240 career punts upon the completion

of his collegiate career ... Added 14 kickoffs with two touchbacks and one pass for 19 yards on a fake punt ... Appeared in 13 games, punting 56 times for 2,282 yards (40.8 gross, 39.2 net) with 17 inside the 20 as a senior ... Also completed a 19-yard pass ... A second-team All-SEC selection ... Played in 13 games his junior season in 2003, punting 68 times for 3,081 yards (45.3 gross, 39.1 net) with 21 inside the 20 ... Was a consensus All-America and All-SEC selection ... His 45.3-yard average led the SEC ... Had 19 punts of 50+ yards ... Saw duty in 13 games as a sophomore in 2002 ... Had 65 punts for 2,833 yards (43.6 gross, 39.1 net) with 22 inside the 20 ... Named second-team All-SEC by AP ... Had 16 punts of 50+ yards ... Played in 13 games in 2001 as a redshirt freshman, punting 51 times for 2,020 yards (39.6 gross, 35.5 net) with 13 inside the 20 ... Also had two touchbacks on 14 kickoffs ... Redshirted as a true freshman in 2000 ... Graduated with a degree in Political Science.

### **PERSONAL:**

- Played his senior season at Bearden High School in Knoxville, Tenn.
- Handled the club's punting and kicking duties.
- A three-year letterwinner in soccer.
- Named the Knoxville Interscholastic League Soccer Player of the Year in 2000.
- His soccer squad advanced to the state semi-finals during his senior campaign when he won all-state and all-south honors.
- Created the "Colquitt for Kids Foundation" to work with TLC for Children and Families.
- Along with his wife, volunteers at TLC for Children and Families, a center that provides social services to children who are facing abuse, neglect or family disruption. The couple has also served as honorary chairpersons for TLC's annual gala.
- Serves as a spokesperson for All-Pro Dad, a program that helps men become better fathers.
- Father, Craig, played in the NFL for Pittsburgh ('78-84) and Indianapolis ('87). He won two Super Bowls with the Steelers.
- In addition to his father, who played for the Volunteers ('75-77), is one of four members of the Colquitt family to punt for Tennessee.
- Cousin, Jimmy, punted at Tennessee ('81-84). He played in the NFL with Seattle in '85.
- Brother, Britton, punted at the University of Tennessee (2004-08) and is currently with the Denver Broncos.
- Attended the University of Tennessee with Kansas City Royals 2006 first-round draft pick Luke Hochevar and is close friends with the pitcher.
- Married; wife, Christia with four sons and a daughter.



## COLQUITT'S NFL STATISTICS

### PUNTING

Year	Team	G-S	No.	Yds.	Avg.	TB	In 20	LG	Blk.	Net Avg.
2005	Kansas City	16-0	65	2,564	39.4	5	27	62	0	35.15
2006	Kansas City	16-0	71	3,145	44.3	5	23	72	0	39.31
2007	Kansas City	16-0	95	4,322	45.5	9	27	81	1	39.11
2008	Kansas City	14-0	70	3,110	44.4	8	27	73	0	39.16
2009	Kansas City	16-0	96	4,361	45.4	6	41	70	1	40.78
2010	Kansas City	16-0	88	3,908	44.4	10	33	72	1	37.61
2011	Kansas City	16-0	89	4,084	45.9	5	27	68	0	40.15
2012	Kansas City	16-0	83	3,887	46.8	7	45	71	0	40.78
2013	Kansas City	16-0	87	4,005	46.0	11	35	65	1	40.22
2014	Kansas City	3-0	12	548	45.7	0	6	64	0	44.92
<b>Totals</b>		<b>145-0</b>	<b>756</b>	<b>33,934</b>	<b>44.9</b>	<b>66</b>	<b>291</b>	<b>81</b>	<b>4</b>	<b>39.36</b>

**Additional Stats:** Has six special teams tackles – two in 2005, one in 2006, one in 2010, one in 2011 and one in 2013. Has one rush for a three-yard loss on a fake field goal vs. Miami (11/6/11).

### POSTSEASON

Year	Team	G-S	No.	Yds.	Avg.	TB	In 20	LG	Blk.	Net Avg.
2006	Kansas City	1-0	6	314	52.3	0	1	66	0	47.67
2010	Kansas City	1-0	3	153	51.0	2	1	54	0	37.67
2013	Kansas City	1-0	2	78	39.0	0	1	47	0	39.00
<b>Totals</b>		<b>3-0</b>	<b>11</b>	<b>545</b>	<b>49.5</b>	<b>2</b>	<b>3</b>	<b>66</b>	<b>0</b>	<b>43.36</b>

**Streaks and Milestones:** Is second in Chiefs history with 756 career punts and 33,934 punting yards. Trails P Jerrel Wilson's team record of 1,018 punts and 44,218 punting yards.

### SINGLE-GAME CAREER HIGHS

**Punts:** 11 at Chicago (12/4/11)

**Yards:** 447 at Chicago (12/4/11)

**Long Punt:** 81 vs. San Diego (12/2/07)

**Gross Average:** 53.7 vs. Denver (12/6/09)

**Net Average:** 52.0 at Indianapolis (10/10/10)

**Inside the 20:** 5 at N.Y. Jets (12/30/07)

vs. Oakland (9/14/08)

at Pittsburgh (11/12/12)

### NFL RECORD BOOK NET PUNTING AVERAGE, CAREER

1.	40.78	Thomas Morstead . . . . .	2009-14
2.	39.50	Andy Lee . . . . .	2004-14
3.	39.48	Britton Colquitt . . . . .	2010-14
4.	<b>39.36</b>	<b>Dustin Colquitt . . . . .</b>	<b>2005-14</b>
5.	39.23	Kevin Huber . . . . .	2009-14

\* Since 1970

### NFL RECORD BOOK MOST PUNTS INSIDE THE 20, 2005-14

1.	<b>291</b>	<b>Dustin Colquitt . . . . .</b>	<b>Kansas City</b>
2.	260	Donnie Jones . . MIA, STL, HOU, PHI	
3.	252	Andy Lee . . . . .	San Francisco
4.	246	Shane Lechler . . . . .	OAK, HOU
5.	235	Mike Scifres . . . . .	San Diego

### CHIEFS RECORD BOOK GROSS PUNTING AVERAGE, CAREER

1.	<b>44.88</b>	<b>Dustin Colquitt . . . . .</b>	<b>2005-14</b>
2.	43.44	Jerrel Wilson . . . . .	1963-77
3.	42.59	Louie Aguiar . . . . .	1994-98
4.	42.02	Jim Arnold . . . . .	1983-85
5.	41.42	Bryan Barker . . . . .	1990-93

### CHIEFS RECORD BOOK NET PUNTING AVERAGE, CAREER

1.	<b>39.36</b>	<b>Dustin Colquitt . . . . .</b>	<b>2005-14</b>
2.	35.48	Louie Aguiar . . . . .	1994-98
3.	35.42	Jerrel Wilson . . . . .	1963-77
4.	35.13	Bob Grupp . . . . .	1979-81
5.	34.82	Bryan Barker . . . . .	1990-93

### CHIEFS RECORD BOOK MOST PUNTS INSIDE THE 20, CAREER

1.	<b>291</b>	<b>Dustin Colquitt . . . . .</b>	<b>2005-14</b>
2.	120	Louie Aguiar . . . . .	1994-98
3.	62	Bryan Barker . . . . .	1990-93
4.	58	Jim Arnold . . . . .	1983-85
5.	54	Kelly Goodburn . . . . .	1987-90

**CHIEFS RECORD BOOK  
MOST PUNTS, CAREER**

1.	1,018	Jerrel Wilson . . . . .	1963-77
2.	<b>756</b>	<b>Dustin Colquitt . . . . .</b>	<b>2005-14</b>
3.	421	Louie Aguiar . . . . .	1994-98
4.	284	Jim Arnold . . . . .	1983-85
5.	272	Bryan Barker . . . . .	1990-93

**CHIEFS RECORD BOOK  
MOST PUNTING YARDS, CAREER**

1.	44,218	Jerrel Wilson. . . . .	1963-77
2.	<b>33,934</b>	<b>Dustin Colquitt . . . . .</b>	<b>2005-14</b>
3.	17,930	Louie Aguiar . . . . .	1994-98
4.	11,934	Jim Arnold. . . . .	1983-85
5.	11,267	Bryan Barker . . . . .	1990-93

**COLQUITT'S GAME-BY-GAME STATISTICS**

**2014  
CHIEFS**

Date	Opp.	No.	Yds.	Avg.	TB	In 20	LG	Net	Blk
9/7	TENNESSEE	5	213	42.6	0	2	52	43.0	0
9/14	@ Denver	2	80	40.0	0	2	40	40.0	0
9/21	@ Miami	5	255	51.0	0	2	64	48.8	0
<b>TOTALS</b>		<b>12</b>	<b>548</b>	<b>44.9</b>	<b>0</b>	<b>6</b>	<b>64</b>	<b>44.9</b>	<b>0</b>

**2013  
CHIEFS**

Date	Opp.	No.	Yds.	Avg.	TB	In 20	LG	Net	Blk
9/8	@ Jacksonville	9	363	40.3	2	5	58	32.3	1
9/15	DALLAS	7	307	43.9	1	5	65	37.9	0
9/19	@ Philadelphia	5	218	43.6	0	3	53	40.8	0
9/29	N.Y. GIANTS	5	223	44.6	0	2	56	37.6	0
10/6	@ Tennessee	6	225	37.5	0	0	54	34.5	0
10/13	OAKLAND	8	392	49.0	1	4	60	42.3	0
10/20	HOUSTON	4	174	43.5	0	2	63	42.0	0
10/27	CLEVELAND	5	240	48.0	0	1	56	44.2	0
11/3	@ Buffalo	6	317	52.8	1	4	59	45.0	0
11/17	@ Denver	7	358	51.1	3	1	60	40.1	0
11/24	SAN DIEGO	4	178	44.5	0	1	48	43.3	0
12/1	DENVER	5	229	45.8	0	3	58	44.8	0
12/8	@ Washington	2	84	42.0	1	0	47	32.0	0
12/15	@ Oakland	4	198	49.5	0	2	61	43.0	0
12/22	INDIANAPOLIS	5	270	54.0	0	2	61	40.2	0
12/29	@ San Diego	5	229	45.8	1	0	54	40.6	0
<b>TOTALS</b>		<b>87</b>	<b>4,005</b>	<b>46.0</b>	<b>11</b>	<b>35</b>	<b>65</b>	<b>40.2</b>	<b>1</b>
1/4/14	@ Indianapolis	2	78	39.0	0	1	47	39.0	0
<b>PLAYOFF TOTALS</b>		<b>2</b>	<b>78</b>	<b>39.0</b>	<b>0</b>	<b>1</b>	<b>47</b>	<b>39.0</b>	<b>0</b>

**2012  
CHIEFS**

Date	Opp.	No.	Yds.	Avg.	TB	In 20	LG	Net	Blk
9/9	ATLANTA	1	47	47.0	0	1	47	47.0	0
9/16	@ Buffalo	7	313	44.7	1	2	66	27.9	0
9/23	@ New Orleans	5	208	41.6	0	4	55	41.2	0
9/30	SAN DIEGO	4	205	51.3	0	3	60	51.3	0
10/7	BALTIMORE	5	236	47.2	0	3	58	45.2	0
10/14	@ Tampa Bay	6	276	46.0	0	3	62	42.5	0
10/28	OAKLAND	5	236	47.2	0	2	57	39.6	0
11/1	@ San Diego	1	43	43.0	0	0	43	41.0	0
11/12	@ Pittsburgh	8	337	42.1	1	5	57	39.1	0
11/18	CINCINNATI	7	356	50.9	1	4	68	44.6	0
11/25	DENVER	6	272	45.3	2	4	58	38.7	0
12/2	CAROLINA	3	128	42.7	0	2	55	38.7	0
12/9	@ Cleveland	7	336	48.0	0	4	57	27.4	0
12/16	@ Oakland	7	383	54.7	1	4	71	51.9	0
12/23	INDIANAPOLIS	3	138	46.0	1	1	53	39.3	0
12/30	@ Denver	8	373	46.6	0	3	59	45.8	0
<b>TOTALS</b>		<b>83</b>	<b>3,887</b>	<b>46.8</b>	<b>7</b>	<b>45</b>	<b>71</b>	<b>40.8</b>	<b>0</b>

**COLQUITT'S GAME-BY-GAME STATISTICS**
**2011  
CHIEFS**

Date	Opp.	No.	Yds.	Avg.	TB	In 20	LG	Net	Blk
9/11	BUFFALO	8	328	41.0	0	0	58	36.6	0
9/18	@ Detroit	5	198	39.6	0	2	44	38.2	0
9/25	@ San Diego	4	182	45.5	0	1	53	43.3	0
10/2	MINNESOTA	3	146	48.7	0	2	61	44.7	0
10/9	@ Indianapolis	6	269	44.8	1	2	60	41.2	0
10/23	@ Oakland	7	368	52.6	0	3	65	47.0	0
10/31	SAN DIEGO	5	286	57.2	0	1	68	46.6	0
11/6	MIAMI	5	229	45.8	0	0	57	35.6	0
11/13	DENVER	7	339	48.4	2	3	67	40.4	0
11/21	@ New England	5	199	39.8	0	3	56	23.6	0
11/27	PITTSBURGH	3	112	37.3	0	0	46	37.3	0
12/4	@ Chicago	11	447	40.6	1	2	53	35.3	0
12/11	@ N.Y. Jets	7	359	51.3	0	3	61	45.1	0
12/18	GREEN BAY	2	99	49.5	0	0	54	49.5	0
12/24	OAKLAND	3	146	48.7	0	1	54	48.3	0
1/1/12	@ Denver	8	377	47.1	1	4	58	47.1	0
<b>TOTALS</b>		<b>89</b>	<b>4,084</b>	<b>45.9</b>	<b>5</b>	<b>27</b>	<b>68</b>	<b>40.1</b>	<b>0</b>

**2010  
CHIEFS**

Date	Opp.	No.	Yds.	Avg.	TB	In 20	LG	Net	Blk
9/13	SAN DIEGO	9	344	38.2	0	3	51	34.6	0
9/19	@ Cleveland	6	249	41.5	1	2	59	37.3	0
9/26	SAN FRANCISCO	4	177	44.3	0	3	59	44.3	0
10/10	@ Indianapolis	4	212	53.0	0	0	60	52.0	0
10/17	@ Houston	4	202	50.5	2	1	59	40.5	0
10/24	JACKSONVILLE	3	136	45.3	0	1	50	29.0	0
10/31	BUFFALO	6	260	43.3	2	3	56	29.7	0
11/7	@ Oakland	8	351	43.9	1	1	60	37.6	0
11/14	@ Denver	3	130	43.3	0	1	44	34.3	0
11/21	ARIZONA	5	264	52.8	2	1	64	42.6	0
11/28	@ Seattle	4	182	45.5	0	3	55	36.8	1
12/5	DENVER	7	293	41.9	0	4	59	36.6	0
12/12	@ San Diego	8	365	45.6	0	3	61	36.1	0
12/19	@ St. Louis	6	285	47.5	1	3	72	36.2	0
12/26	TENNESSEE	5	232	46.4	1	1	56	42.2	0
1/2/11	OAKLAND	6	226	37.7	0	3	50	37.7	0
<b>TOTALS</b>		<b>88</b>	<b>3,908</b>	<b>44.4</b>	<b>10</b>	<b>33</b>	<b>72</b>	<b>37.6</b>	<b>1</b>
1/9/11	BALTIMORE	3	153	51.0	2	1	54	37.7	0
<b>PLAYOFF TOTALS</b>		<b>3</b>	<b>153</b>	<b>51.0</b>	<b>2</b>	<b>1</b>	<b>54</b>	<b>37.7</b>	<b>0</b>

**2009  
CHIEFS**

Date	Opp.	No.	Yds.	Avg.	TB	In 20	LG	Net	Blk
9/13	@ Baltimore	5	246	49.2	0	2	61	45.4	0
9/20	OAKLAND	5	218	43.6	1	2	55	39.6	0
9/27	@ Philadelphia	9	399	44.3	0	3	64	44.7	0
10/4	N.Y. GIANTS	7	339	48.4	0	2	59	45.7	0
10/11	DALLAS	8	330	41.3	0	4	57	41.3	0
10/18	@ Washington	7	273	39.0	1	3	50	33.4	0
10/25	SAN DIEGO	5	241	48.2	1	3	53	33.8	1
11/8	@ Jacksonville	7	326	46.6	0	4	70	40.3	0
11/15	@ Oakland	6	283	47.2	0	4	61	47.5	0
11/22	PITTSBURGH	6	287	47.8	1	2	51	40.0	0
11/29	@ San Diego	4	161	40.3	0	2	46	40.3	0
12/6	DENVER	7	376	53.7	0	1	63	41.9	0
12/13	BUFFALO	5	167	33.4	1	1	38	29.4	0
12/20	CLEVELAND	6	274	45.7	0	3	59	39.0	0
12/27	@ Cincinnati	6	282	47.0	1	3	60	40.0	0
1/3/10	@ Denver	3	159	53.0	0	2	65	50.0	0
<b>TOTALS</b>		<b>96</b>	<b>4,361</b>	<b>45.4</b>	<b>6</b>	<b>41</b>	<b>70</b>	<b>40.8</b>	<b>1</b>

**COLQUITT'S GAME-BY-GAME STATISTICS**
**2008**
**CHIEFS**

Date	Opp.	No.	Yds.	Avg.	TB	In 20	LG	Net	Blk
9/7	@ New England	6	259	43.2	1	3	55	39.5	0
9/14	OAKLAND	8	395	49.4	0	5	73	43.6	0
9/21	@ Atlanta	6	309	51.5	0	2	57	45.3	0
9/28	DENVER	3	133	44.3	0	2	54	32.3	0
10/5	@ Carolina	7	343	49.0	0	1	57	39.3	0
10/19	TENNESSEE	7	333	47.6	2	1	66	41.6	0
10/26	@ N.Y. Jets				<i>Inactive/Groin</i>				
11/2	TAMPA BAY				<i>Inactive/Groin</i>				
11/9	@ San Diego	6	244	40.7	0	4	48	41.0	0
11/16	NEW ORLEANS	4	133	33.3	0	2	38	33.3	0
11/23	BUFFALO	3	110	36.7	0	0	39	36.7	0
11/30	@ Oakland	5	202	40.4	1	1	62	36.4	0
12/7	@ Denver	3	153	51.0	2	1	56	37.7	0
12/14	SAN DIEGO	5	182	36.2	0	1	41	35.6	0
12/21	MIAMI	1	31	31.0	0	1	31	31.0	0
12/28	@ Cincinnati	6	283	47.2	2	3	55	37.8	0
<b>TOTALS</b>		<b>70</b>	<b>3,110</b>	<b>44.4</b>	<b>8</b>	<b>27</b>	<b>73</b>	<b>39.2</b>	<b>0</b>

**2007**
**CHIEFS**

Date	Opp.	No.	Yds.	Avg.	TB	In 20	LG	Net	Blk
9/9	@ Houston	4	182	45.5	0	0	53	42.0	0
9/16	@ Chicago	8	346	43.3	1	1	52	22.9	0
9/23	MINNESOTA	6	293	48.8	2	0	65	37.7	0
9/30	@ San Diego	4	204	51.0	1	1	61	39.0	0
10/7	JACKSONVILLE	7	322	46.0	1	2	55	39.1	0
10/14	CINCINNATI	7	326	46.6	0	4	56	44.6	0
10/21	@ Oakland	8	371	46.4	0	2	55	43.0	0
11/4	GREEN BAY	7	321	45.9	0	3	56	40.7	0
11/11	DENVER	3	130	43.7	0	1	54	45.3	0
11/18	@ Indianapolis	5	184	36.8	0	1	44	33.6	0
11/25	OAKLAND	3	110	36.7	0	1	50	36.7	0
12/2	SAN DIEGO	6	278	46.3	1	1	81	42.5	0
12/9	@ Denver	8	370	46.3	0	3	58	44.5	0
12/16	TENNESSEE	4	178	44.5	0	2	55	39.5	0
12/23	@ Detroit	5	265	53.0	1	0	65	35.8	1
12/30	@ N.Y. Jets	10	442	44.2	2	5	60	40.6	0
<b>TOTALS</b>		<b>95</b>	<b>4,322</b>	<b>45.5</b>	<b>9</b>	<b>27</b>	<b>81</b>	<b>39.1</b>	<b>1</b>

**2006**
**CHIEFS**



Date	Opp.	No.	Yds.	Avg.	TB	In 20	LG	Net	Blk
9/10	CINCINNATI	4	165	41.3	0	1	47	40.8	0
9/17	@ Denver	6	281	46.8	2	3	53	39.0	0
10/1	SAN FRANCISCO	3	137	45.7	0	1	59	45.0	0
10/8	@ Arizona	6	304	50.7	2	1	62	40.5	0
10/15	@ Pittsburgh	7	341	48.7	0	2	59	40.9	0
10/22	SAN DIEGO	5	237	47.4	0	2	58	37.0	0
10/29	SEATTLE	1	50	50.0	0	0	50	39.0	0
11/5	@ St. Louis	6	262	43.7	0	3	53	44.0	0
11/12	@ Miami	8	325	40.6	0	1	52	33.6	0
11/19	OAKLAND	3	123	41.0	0	1	46	41.3	0
11/23	DENVER	2	75	37.5	0	2	51	37.5	0
12/3	@ Cleveland	3	135	45.0	0	0	50	41.7	0
12/10	BALTIMORE	3	108	36.0	0	2	51	36.7	0
12/17	@ San Diego	7	283	40.4	0	1	50	37.7	0
12/23	@ Oakland	3	161	53.7	0	2	72	51.3	0
12/31	JACKSONVILLE	4	158	39.5	1	1	60	30.3	0
<b>TOTALS</b>		<b>71</b>	<b>3,145</b>	<b>44.3</b>	<b>5</b>	<b>23</b>	<b>72</b>	<b>39.3</b>	<b>0</b>

1/6/07 @ Indianapolis

<b>PLAYOFF TOTALS</b>	<b>6</b>	<b>314</b>	<b>52.3</b>	<b>0</b>	<b>1</b>	<b>66</b>	<b>47.7</b>	<b>0</b>
-----------------------	----------	------------	-------------	----------	----------	-----------	-------------	----------

**COLQUITT'S GAME-BY-GAME STATISTICS****2005****CHIEFS**

<b>Date</b>	<b>Opp.</b>	<b>No.</b>	<b>Yds.</b>	<b>Avg.</b>	<b>TB</b>	<b>In 20</b>	<b>LG</b>	<b>Net</b>	<b>Blk</b>
9/11	N.Y. Jets	2	97	48.5	0	0	50	44.5	0
9/18	@ Oakland	3	120	40.0	1	1	49	22.0	0
9/26	@ Denver	6	227	37.8	1	2	52	34.3	0
10/2	Philadelphia	4	192	48.0	1	1	62	42.5	0
10/16	Washington	5	168	33.6	0	2	42	33.6	0
10/21	@ Miami	5	227	45.4	0	3	56	34.4	0
10/30	@ San Diego	6	238	39.7	0	2	53	34.8	0
11/6	Oakland	5	209	41.8	0	3	49	43.0	0
11/13	@ Buffalo	3	106	35.3	0	3	50	35.3	0
11/20	@ Houston	4	159	39.8	1	1	48	25.5	0
11/27	New England	3	108	36.0	0	1	43	33.0	0
12/4	Denver	2	76	38.0	1	0	41	27.5	0
12/11	@ Dallas	5	193	38.6	0	3	44	38.6	0
12/17	@ N.Y. Giants	5	192	38.4	0	4	48	39.2	0
12/24	San Diego	5	153	30.6	0	1	42	30.0	0
1/1/06	Cincinnati	2	99	49.5	0	0	51	44.5	0
<b>TOTALS</b>		<b>65</b>	<b>2,564</b>	<b>39.4</b>	<b>5</b>	<b>27</b>	<b>62</b>	<b>34.9</b>	<b>0</b>

	<div style="text-align: center;"> <h1 style="margin: 0;">MARCUS COOPER</h1> <p style="margin: 0;">CORNERBACK</p> </div> <div style="text-align: right;">  <h1 style="margin: 0;">31</h1> </div> <hr/> <p> <b>6-2 • 192 • Born: 2/1/90</b>  <b>Hartford, Conn. • NFL Exp: 2 (2nd with Chiefs)</b>  <b>GP/GS (Playoffs) 18/8 (1/0)</b>  <b>Acq: W (SF)-13 • Rutgers</b> </p>
---	--

### PRO CAREER:

- Second-year cornerback joins the Chiefs for his second season in 2014.
- Originally entered the NFL as the third of three seventh-round picks (252nd overall) of the San Francisco 49ers in the 2013 NFL Draft.
- Saw his initial NFL action at Jacksonville (9/8/13) and made his first start vs. the N.Y. Giants (9/29/13).
- Set a franchise record for most passes defended by a rookie with 20 in 2013.
- Tied for second on the team with three interceptions in 2013.
- Has appeared in one postseason game, recording two tackles (one solo) and one pass defended.

**TRANSACTIONS:** Claimed by Kansas City via waivers from San Francisco (9/1/13) ... Released by San Francisco (8/31/13) ... Signed with San Francisco (5/10/13) ... Originally entered the NFL as the third of San Francisco's three seventh-round draft picks (252nd overall) in the 2013 NFL Draft.

**2014:** Has started two games tallying 11 solo tackles and two passes defended ... Was inactive week one due to an ankle injury.

**2013:** Appeared in 16 contests (six starts), recording 41 tackles (38 solo), three interceptions, 20 passes defended, one forced fumble, one fumble recovery for a touchdown on punt coverage and three special teams tackles ... Played on defense and special teams in one postseason contest, grabbing two tackles (one solo) and one pass defended ... Grabbed one solo tackle at Jacksonville (9/8) ... Logged a special teams stop vs. Dallas (9/15) ... Recorded one special teams tackle at Philadelphia (9/19) ... Made his first career start and added one solo tackle and two passes defended vs. New York Giants (9/29) ... Grabbed two tackles (one solo), his first-career interception, coming off QB Ryan Fitzpatrick, three passes defended, a special teams tackle and a special teams fumble recovery on a punt return that resulted in his first-career touchdown at Tennessee (10/6) ... Started at left cornerback adding five solo tackles, one interception of QB

Terrelle Pryor for 12 yards, and five passes defended vs. Oakland (10/13) ... Tallied one tackle and one pass defended vs. Houston (10/20) ... Added two solo tackles vs. Cleveland (10/27) ... Recorded solo tackles, three passes defended and one forced fumble at Buffalo (11/3) ... Posted five solo tackles at Denver (11/17) ... Tallied three tackles (2 solo) vs. San Diego (11/24) ... Posted eight solo tackles, one interception for 20 yards and one pass defended vs. Denver (12/1) ... Added three solo tackles and three passes defended at Washington (12/8) ... Recorded two solo tackles at Oakland (12/15) ... Logged one solo tackle vs. Indianapolis (12/22) ... Notched four solo tackles and two passes defended at San Diego (12/29) ... Tallied two tackles (one solo) and one pass defended in the team's AFC Wild Card Game at Indianapolis (1/4/14).

**COLLEGE:** Played in 43 games (three starts) for the Scarlet Knights, recording 88 tackles, one interception, two fumble recoveries and six passes defended ... Played in 13 games (one start) as a senior in 2012, notching 42 tackles, including three tackles for loss, one interception, one fumble recovery, three passes defended and also block a kick ... Played in all 13 games as a junior in 2011, posting 30 tackles, one fumble recovery and one pass defended ... Appeared in nine games (one start) in 2010, finished the year with 16 tackles and two passes defended ... Appeared in six games (one start) in 2009 ... Played in two games as a true freshman in 2008 ... Majored in information technology and informatics.

### PERSONAL:

- Prepped at Bloomfield (Conn.) High School and was the eighth-rated prospect in the state of Connecticut.
- Ranked second in Connecticut history in career receiving yards (3,014), touchdown receptions (43) and consecutive games with a touchdown reception (13).
- Finished his high school career as the school's all-time leader in receiving yards, touchdowns, receptions and consecutive games with a touchdown.
- Born in Hartford, Conn.



### COOPER'S NFL STATISTICS

Year	Team	G-S	TACKLES			SACKS		INTERCEPTIONS					FUMBLES		
			Solos	Asst.	Total	No.	Yds.	No.	Yds.	LG	TDs	PDs	FF	FR	Yds.
2013	Kansas City	16-6	38	3	41	0.0	0.0	3	32	20	0	18	1	0	0
2014	Kansas City	2-2	11	0	11	0.0	0.0	0	0	0	0	2	0	0	0
<b>Totals</b>		<b>18-8</b>	<b>49</b>	<b>3</b>	<b>52</b>	<b>0.0</b>	<b>0.0</b>	<b>3</b>	<b>32</b>	<b>20</b>	<b>0</b>	<b>20</b>	<b>1</b>	<b>0</b>	<b>0</b>

**Additional Stats:** Had three special teams tackles in 2013. Recovered a muffed punt return in the end zone for his first-career touchdown at Tennessee (10/6/13).

### POSTSEASON

Year	Team	G-S	TACKLES			SACKS		INTERCEPTIONS					FUMBLES		
			Solos	Asst.	Total	No.	Yds.	No.	Yds.	LG	TDs	PDs	FF	FR	Yds.
2013	Kansas City	1-0	1	1	2	0.0	0.0	0	0	0	0	1	0	0	0
<b>Totals</b>		<b>1-0</b>	<b>1</b>	<b>1</b>	<b>2</b>	<b>0.0</b>	<b>0.0</b>	<b>0</b>	<b>0</b>	<b>0</b>	<b>0</b>	<b>1</b>	<b>0</b>	<b>0</b>	<b>0</b>

### SINGLE-GAME CAREER HIGHS

**Tackles:** 8 (eight solo) vs. Denver (12/1/13)

**Interceptions:** 1, three times,  
last vs. Denver (12/1/13)

**INT Return Yards:** 20 vs. Denver (12/1/13)

**Long INT Return:** 20 vs. Denver (12/1/13)

**Passes Defensed:** 5 vs. Oakland (10/13/13)

**Forced Fumble:** 1 at Buffalo (11/3/13)

### COOPER'S GAME-BY-GAME STATISTICS

**2014**

**CHIEFS**

Date	Opp.	Tkl	Ast	Tot	TFL	Sck	INT	FR	FF	PR	PD
9/7	TENNESSEE										
9/14	@ Denver	5	0	5	0	0.0	0-0	0	0	0	2
9/21	@ Miami	6	0	6	0	0.0	0-0	0	0	0	0
<b>TOTALS</b>		<b>11</b>	<b>0</b>	<b>11</b>	<b>0</b>	<b>0.0</b>	<b>0-0</b>	<b>0</b>	<b>0</b>	<b>0</b>	<b>2</b>




**2013**

**CHIEFS**

Date	Opp.	Tkl	Ast	Tot	TFL	Sck	INT	FR	FF	PR	PD
9/8	@ Jacksonville	1	0	1	0	0.0	0-0	0	0	0	0
9/15	DALLAS	0	0	0	0	0.0	0-0	0	0	0	0
9/19	@ Philadelphia	0	0	0	0	0.0	0-0	0	0	0	0
9/29	N.Y. GIANTS	1	0	1	0	0.0	0-0	0	0	0	2
10/6	@ Tennessee	1	1	2	0	0.0	1-0	0	0	0	3
10/13	OAKLAND	5	0	5	0	0.0	1-12	0	0	0	4
10/20	HOUSTON	0	1	1	0	0.0	0-0	0	0	0	1
10/27	CLEVELAND	2	0	2	0	0.0	0-0	0	0	0	0
11/3	@ Buffalo	3	0	3	0	0.0	0-0	0	1	0	3
11/17	@ Denver	5	0	5	0	0.0	0-0	0	0	0	0
11/24	SAN DIEGO	2	1	3	0	0.0	0-0	0	0	0	0
12/1	DENVER	8	0	8	0	0.0	1-20	0	0	0	1
12/8	@ Washington	3	0	3	0	0.0	0-0	0	0	0	2
12/15	@ Oakland	2	0	2	0	0.0	0-0	0	0	0	0
12/22	INDIANAPOLIS	1	0	1	0	0.0	0-0	0	0	0	0
12/29	@ San Diego	4	0	4	0	0.0	0-0	0	0	0	2
<b>TOTALS</b>		<b>38</b>	<b>3</b>	<b>41</b>	<b>0</b>	<b>0.0</b>	<b>3-32</b>	<b>0</b>	<b>1</b>	<b>0</b>	<b>18</b>

1/4/14 @ Indianapolis 1 1 2 0 0.0 0-0 0 0 0 1

**PLAYOFF TOTALS 1 1 2 0 0.0 0-0 0 0 0 1**

	<b>CHASE DANIEL</b> QUARTERBACK	 
	6-0 • 225 • Born: 10/7/86 Southlake, Texas • NFL Exp: 6 (2nd with Chiefs) GP/GS (Playoffs): 50/1 (3/0) Acq: UFA-13 • Missouri	

### PRO CAREER:

- Sixth-year quarterback joins the Chiefs for his second season in 2014.
- Spent his first four seasons with the New Orleans Saints, the final three years serving as Saints QB Drew Brees' backup. Also held for PATs and field goals.
- Originally entered the NFL as an undrafted free agent with the Washington Redskins in 2009.
- Made his first-career NFL start at San Diego on Dec. 29, 2013.
- Has appeared in three postseason games, serving as a holder on field goals and PATs during his time with the New Orleans Saints.
- Played his college football at the University of Missouri in Columbia, Mo., approximately two hours directly east of Kansas City along Interstate 70.

**TRANSACTIONS:** Signed with Kansas City (3/13/13) ... Signed with New Orleans (3/12/12) ... Signed to New Orleans' active roster (1/2/10) ... Added to New Orleans' practice squad (12/11/09) ... Released from New Orleans' practice squad (12/9/09) ... Added to New Orleans' practice squad (11/20/09) ... Waived by New Orleans (11/17/09) ... Signed with New Orleans (10/16/09) ... Waived by New Orleans (10/12/09) ... Signed to New Orleans' active roster (9/26/09) ... Added to New Orleans' practice squad (9/6/09) ... Waived by Washington (9/5/09) ... Signed with Washington as an undrafted free agent (4/30/09).

**KANSAS CITY (2013-14):** Has started one contest at quarterback and played in four games as a reserve and has been active but did not play in 14 games in two seasons, completing 25 of 38 passes for 248 yards with one touchdown and one interception, good for an 81.9 passer rating ... Added 52 yards on 14 carries (3.7 avg.) ... Was active but did not play in one postseason game.

**2014:** Was active but did not play in three contests.

**2013:** Started one contest at quarterback and played in four games as a reserve, completing 25 of 38 passes for 248 yards with one touchdown and one interception, good for an 81.9 passer rating ... Added 52 yards on 14 carries (3.7 avg.) ... Was active but did not play in 11 contests as the club's backup quarterback ... Was active but did not play in one postseason game ... Completed a career-high 21 of 30 passes for 200 yards with a touchdown in his first-career start at San Diego (12/29), adding 59 yards on seven carries (8.4

avg.).

### NEW ORLEANS (2009-12):

Appeared in 45 games as New Orleans' backup quarterback and holder for extra points and field goals ... Was active but did not play in four contests, served as the team's third quarterback in seven games and spent eight weeks on the club's practice squad ... Saw action at quarterback in six contests, completing seven of nine passes (77.8%) for 55 yards with no touchdowns and no interceptions ... Played in three postseason contests and the team's holder and served as the club's third quarterback for three contests, including New Orleans' victory in Super Bowl XLIV vs. Indianapolis (2/7/10).

**2012:** Appeared in all 16 games as the team's backup quarterback and holder ... Saw action in one contest in relief of QB Drew Brees, completing his only pass attempt for 10 yards and adding three carries for 17 yards (5.7 avg.).

**2011:** Played in all 16 games as the team's backup quarterback and holder ... Saw action in three contests in relief of QB Drew Brees, completing four of five passes for 29 yards and rushing three times for a three-yard loss ... Appeared as the team's holder in two postseason contests.

**2010:** Appeared in 13 games as the team's backup quarterback and holder for extra points and field goals ... Was active but did not play in three contests ... Saw action at quarterback in two of those contests, completing two of three passes for 16 yards and adding two carries for 16 yards ... Held for extra points and field goals in New Orleans' NFC Wild Card game at Seattle (1/8/11).

**2009:** Served as the club's third quarterback for seven contests, was active but did not play in one game and spent eight week's on the club's practice squad ... Served as the club's third quarterback for three postseason contests, including the Saints' victory in Super Bowl XLIV vs. Indianapolis (2/7/10).

**COLLEGE:** Led Missouri to a 30-11 record in three years as a starter, including the first two Big 12 North Division titles in school history ... Completed 1,094 of 1,609 passes (68.0%) for 12,515 yards with 101 touchdowns and 41 interceptions with a 149.0 passer rating ... Added 364 carries for 970 yards with 10 touchdowns ... Became the first quarterback in school history to record three straight 3,000-yard seasons ... As a senior in 2008, connected on 385 of 528 passes (72.9%) for 4,335 yards with 39

touchdowns and 18 interceptions for a 159.4 passer rating ... Established single-season career highs in completions (385), passing yards (4,335), touchdowns (39), completion percentage (72.9%) and rating (159.4) as a senior ... Was named a Draddy Trophy Finalist, Wuerffel Trophy Finalist, Uinitas Golden Arm Award Finalist, Manning Award Finalist, National Football Foundation Scholarship Athlete, Maxwell Award Semifinalist, Davey O'Brien Award Semifinalist, Honorable Mention All-American from Sports Illustrated, Honorable Mention All-Big 12 by the conference's coaches, First-Team Academic All-Big 12 ... Started all 14 games as a junior in 2007, completing 384 of 563 passes (68.2%) for 4,306 yards with 33

touchdowns and 11 interceptions ... Started all 13 games as a sophomore in 2006, connecting on 287 of 452 passes (63.5%) for 3,527 yards with 28 touchdowns and 10 interceptions ... Appeared in 10 games as a freshman in 2005, completing 38 of 66 passes (57.6%) for 347 yards with one touchdown and two interceptions.

#### PERSONAL:

- Named 2004 E.A. Sports National High School Player of the Year at Southlake Carroll (Texas) High School, where he was a teammate of NFL players, LS Justin Drescher and K Garrett Hartley.
- Led team to a perfect 16-0 record in 2004 and a Class 5A state championship.

### DANIEL'S NFL STATISTICS

#### PASSING

Year	Team	G-S	Att.	Comp.	Yds.	Comp. Pct.	Yds. Att.	TD	TD Pct.	INT	INT Pct.	LG	Rating
2010	New Orleans	13-0	3	2	16	66.7	5.33	0	0.0	0	0.0	9	79.9
2011	New Orleans	16-0	5	4	29	80.0	5.80	0	0.0	0	0.0	14	90.8
2012	New Orleans	16-0	1	1	10	100.0	10.00	0	0.0	0	0.0	10	108.3
2013	Kansas City	5-1	38	25	248	65.8	6.53	1	2.6	1	2.6	48	81.9
2014	Kansas City	0-0	0	0	0	0.0	0.0	0	0.0	0	0.0	0	0.0
<b>Totals</b>		<b>50-1</b>	<b>47</b>	<b>32</b>	<b>303</b>	<b>68.1</b>	<b>6.45</b>	<b>1</b>	<b>2.1</b>	<b>1</b>	<b>2.1</b>	<b>48</b>	<b>83.9</b>

#### RUSHING

Year	Team	No.	Yds.	Avg.	LG	TD
2010	New Orleans	2	16	8.0	16	0
2011	New Orleans	3	-3	-1.0	-1	0
2012	New Orleans	3	17	5.7	19	0
2013	Kansas City	14	52	3.7	29	0
2014	Kansas City	0	0	0.0	-	0
<b>Totals</b>		<b>22</b>	<b>82</b>	<b>3.7</b>	<b>29</b>	<b>0</b>

#### POSTSEASON

#### PASSING

Year	Team	G-S	Att.	Comp.	Yds.	Comp. Pct.	Yds. Att.	TD	TD Pct.	INT	INT Pct.	LG	Rating
2010	New Orleans	1-0	0	0	0	00.0	0.00	0	0.0	0	0.0	--	0.0
2011	New Orleans	2-0	0	0	0	00.0	0.00	0	0.0	0	0.0	--	0.0
2013	Kansas City	0-0	0	0	0	00.0	0.00	0	0.0	0	0.0	--	0.0
<b>Totals</b>		<b>3-0</b>	<b>0</b>	<b>0</b>	<b>0</b>	<b>00.0</b>	<b>0.00</b>	<b>0</b>	<b>0.0</b>	<b>0</b>	<b>0.0</b>	<b>--</b>	<b>0.0</b>

#### RUSHING

Year	Team	No.	Yds.	Avg.	LG	TD
2010	New Orleans	0	0	0.0	--	0
2011	New Orleans	0	0	0.0	--	0
2013	Kansas City	0	0	0.0	--	0
<b>Totals</b>		<b>0</b>	<b>0</b>	<b>0.0</b>	<b>--</b>	<b>0</b>

# DANIEL'S GAME-BY-GAME STATISTICS

2014

CHIEFS

Date	Opp.	Att.	Comp.	Yds.	Comp. Yds. Pct.	Att.	TD	INT	LG	Sack/Yds.	Rating
9/7	TENNESSEE										
9/14	@ Denver										
9/21	@ Miami										
<b>TOTALS</b>		<b>0</b>	<b>0</b>	<b>0</b>	<b>0.0</b>	<b>0.0</b>	<b>0</b>	<b>0</b>	<b>0</b>	<b>0/0</b>	<b>0.0</b>

2013

CHIEFS

Date	Opp.	Att.	Comp.	Yds.	Comp. Yds. Pct.	Att.	TD	INT	LG	Sack/Yds.	Rating
9/8	@ Jacksonville	0	0	0	0.0	0.0	0	0	--	0/0	0.0
9/15	DALLAS										
9/19	@ Philadelphia										
9/29	N.Y. GIANTS	0	0	0	0.0	0.0	0	0	--	0/0	0.0
10/6	@ Tennessee										
10/13	OAKLAND										
10/20	HOUSTON										
10/27	CLEVELAND										
11/3	@ Buffalo										
11/17	@ Denver										
11/24	SAN DIEGO										
12/1	DENVER										
12/8	@ Washington	3	1	17	33.3	5.67	0	1	17	0/0	13.9
12/15	@ Oakland	5	3	31	60.0	6.20	0	0	18	0/0	77.9
12/22	INDIANAPOLIS										
12/29	@ San Diego	30	21	200	70.0	6.67	1	0	48	2/11	99.3
<b>TOTALS</b>		<b>38</b>	<b>25</b>	<b>248</b>	<b>65.8</b>	<b>6.53</b>	<b>1</b>	<b>1</b>	<b>48</b>	<b>2/11</b>	<b>81.9</b>

1/4/14 @ Indianapolis

Active, Did Not Play

**PLAYOFF TOTALS**      **0**    **0**    **0**    **00.0**    **0.00**    **0**    **0**    **--**    **0/0**    **00.0**

2012

SAINTS

Date	Opp.	Att.	Comp.	Yds.	Comp. Yds. Pct.	Att.	TD	INT	LG	Sack/Yds.	Rating
9/8	@ Green Bay										
9/18	CHICAGO										
9/25	HOUSTON										
10/2	@ Jacksonville										
10/9	@ Carolina										
10/16	@ Tampa Bay										
10/23	INDIANAPOLIS										
10/30	@ St. Louis										
11/6	TAMPA BAY										
11/13	@ Atlanta										
11/28	N.Y. GIANTS	1	1	9	100.0	9.00	0	0	9	0/0	104.2
12/4	DETROIT										
12/11	@ Tennessee										
12/18	@ Minnesota	1	0	0	0.0	0.0	0	0	--	0/0	39.6
12/26	ATLANTA										
1/1/12	CAROLINA	3	3	20	100.0	6.67	0	0	14	0/0	94.4
<b>TOTALS</b>		<b>5</b>	<b>4</b>	<b>29</b>	<b>80.0</b>	<b>5.80</b>	<b>0</b>	<b>0</b>	<b>14</b>	<b>0/0</b>	<b>90.8</b>

# DANIEL'S GAME-BY-GAME STATISTICS

2011

SAINTS

Date	Opp.	Att.	Comp.	Yds.	Pct.	Att.	TD	INT	LG	Sack/Yds.	Rating
9/8	@ Green Bay										
9/18	CHICAGO										
9/25	HOUSTON										
10/2	@ Jacksonville										
10/9	@ Carolina										
10/16	@ Tampa Bay										
10/23	INDIANAPOLIS										
10/30	@ St. Louis										
11/6	TAMPA BAY										
11/13	@ Atlanta										
11/28	N.Y. GIANTS	1	1	9	100.0	9.00	0	0	9	0/0	104.2
12/4	DETROIT										
12/11	@ Tennessee										
12/18	@ Minnesota	1	0	0	0.0	0.0	0	0	--	0/0	39.6
12/26	ATLANTA										
1/1/12	CAROLINA	3	3	20	100.0	6.67	0	0	14	0/0	94.4
<b>TOTALS</b>		<b>5</b>	<b>4</b>	<b>29</b>	<b>80.0</b>	<b>5.80</b>	<b>0</b>	<b>0</b>	<b>14</b>	<b>0/0</b>	<b>90.8</b>

1/7/12 DETROIT Saw action as holder on special teams

1/14/12 @ San Francisco Saw action as holder on special teams

**PLAYOFF TOTALS** 0 0 0 0.0 0.0 0 0 -- 0/0 0.0

2010

SAINTS

Date	Opp.	Att.	Comp.	Yds.	Pct.	Att.	TD	INT	LG	Sack/Yds.	Rating
9/9	MINNESOTA										
9/20	@ San Francisco										
9/26	ATLANTA										
10/3	CAROLINA										
10/10	@ Arizona										
10/17	@ Tampa Bay										
10/24	CLEVELAND										
10/31	PITTSBURGH										
11/7	@ Carolina	0	0	0	0.0	0.0	0	0	--	1/10	0.0
11/21	SEATTLE										
11/25	@ Dallas										
12/5	@ Cincinnati										
12/12	ST. LOUIS										
12/19	@ Baltimore										
12/27	@ Atlanta										
1/2/11	TAMPA BAY	3	2	16	66.7	5.33	0	0	9	0/0	79.9
<b>TOTALS</b>		<b>3</b>	<b>2</b>	<b>16</b>	<b>66.7</b>	<b>5.33</b>	<b>0</b>	<b>0</b>	<b>9</b>	<b>0/0</b>	<b>79.9</b>

1/8/11 @ Seattle Saw action as holder on special teams

**PLAYOFF TOTALS** 0 0 0 0.0 0.0 0 0 -- 0/0 0.0

# DANIEL'S GAME-BY-GAME STATISTICS

2009

SAINTS

Date	Opp.	Att.	Comp.	Yds.	Pct.	Att.	TD	INT	LG	Sack/Yds.	Rating
9/13	DETROIT										
9/20	@ Philadelphia										
9/27	@ Buffalo										
10/4	N.Y. JETS										
10/18	N.Y. GIANTS										
10/25	@ Miami										
11/2	ATLANTA										
11/8	CAROLINA										
11/15	@ St. Louis										
11/22	@ Tampa Bay										
11/30	NEW ENGLAND										
12/6	@ Washington										
12/13	@ Atlanta										
12/19	DALLAS										
12/27	TAMPA BAY										
1/3/10	@ Carolina										
<b>TOTALS</b>		<b>0</b>	<b>0</b>	<b>0</b>	<b>0.0</b>	<b>0.0</b>	<b>0</b>	<b>0</b>	<b>--</b>	<b>0/0</b>	<b>0.0</b>
1/16/10	ARIZONA										
1/24/10	MINNESOTA										
2/7/10	@ Indianapolis										
<b>PLAYOFF TOTALS</b>		<b>0</b>	<b>0</b>	<b>0</b>	<b>0.0</b>	<b>0.0</b>	<b>0</b>	<b>0</b>	<b>--</b>	<b>0/0</b>	<b>0.0</b>

Comp. Yds.

Practice Squad

Practice Squad

Inactive/3rd Quarterback

Inactive/3rd Quarterback

Inactive/3rd Quarterback

Inactive/3rd Quarterback

Inactive/3rd Quarterback

Inactive/3rd Quarterback

Inactive/3rd Quarterback

Practice Squad

Practice Squad

Practice Squad

Practice Squad

Practice Squad

Practice Squad

Active. Did not play

Inactive/3rd Quarterback

Inactive/3rd Quarterback

Inactive/3rd Quarterback



	<div data-bbox="532 136 779 283"> <b>KNILE DAVIS</b>  <i>RUNNING BACK</i> </div> <div data-bbox="933 151 1096 262">  </div> <div data-bbox="1112 151 1299 262"> <b>34</b> </div> <div data-bbox="527 304 1161 430"> <p> <b>5-10 • 227 • Born: 10/5/91</b>  <b>Missouri City, Texas • NFL Exp: 2 (2nd with Chiefs)</b>  <b>GP/GS (Playoffs): 19/2 (1/0)</b>  <b>Acq: D3b-13 • Arkansas</b> </p> </div>
---	---

### PRO CAREER:

- Second-year running back enters his second NFL season in 2014.
- Drafted by the Chiefs with the second of two picks in the third round of the 2013 NFL Draft.
- Saw his first NFL action at Jacksonville (9/8/13) and made his first NFL start at San Diego (12/29/13).
- Played in all 16 games as a rookie, making one start. Also saw extensive action in his first postseason contest as he filled in for an injured RB Jamaal Charles in an AFC Wild Card matchup.
- Posted two touchdowns (one rushing, one receiving) in the club's AFC Wild Card Game at Indianapolis (1/4/14), tying a franchise record for most touchdowns in a postseason contest. He became the sixth Chiefs player to accomplish the feat.
- Registered his first NFL score on a franchise-record 108-yard kickoff return vs. Denver (12/1/13). His 108-yard return is the second-longest kick return in NFL history.
- Recorded his first rushing touchdown on a 17-yard carry at Washington (12/8/13).

**TRANSACTIONS:** Signed with Kansas City as the second of two third-round draft picks (96th overall) in the 2013 NFL Draft (5/13/13).

**2014:** Played in three games (one start), recording 55 rushes for 214 yards (3.9 avg.) with three TDs and seven catches for 29 yards (4.1 avg.) ... Also has two kickoff returns for 57 yards (28.5 avg.) ... Recorded his first 100-yard rushing performance at Miami (9/21) as he carried the ball 32 times for 132 yards and a score ... His 32 carries at Miami (9/21) tied for the 13th most carries in a single game in franchise history. RB Priest Holmes holds the club record with 39.

**2013:** Appeared in 16 games (one start),

posting 70 carries for 242 yards (3.5 avg.) with four touchdowns and 11 receptions for 75 yards (6.8 avg.) ... Had 10 kickoff returns for 321 yards (32.1 avg.), including a franchise-record 108-yard kickoff return for a touchdown and had one special teams tackle ... Played extensively in one postseason contest, recording 18 carries for 67 yards (3.7 avg.) with one touchdown and caught seven passes for 33 yards with a receiving score.

**COLLEGE:** Appeared in 36 games (15 starts) at the University of Arkansas, rushing 349 times for 1,842 yards (5.3 avg.) with 19 touchdowns and caught 32 passes for 297 yards (9.3 avg.) with two touchdowns ... Played in 10 games (six starts) as a senior in 2012, recording 112 carries for 377 yards (3.4 avg.) with two touchdowns and added 11 receptions for 157 yards (14.3 avg.) with one touchdown ... Missed his junior season in 2011 due to injury ... Played in all 13 games (eight starts) as a sophomore in 2010, recording 1,322 yards on 204 carries (6.5 avg.) with 13 touchdowns and 19 receptions for 136 yards (7.1 avg.) with one touchdown ... Appeared in all 13 games (one start) as a true freshman in 2009, carrying 33 times for 163 yards (4.9 avg.) with four touchdowns and adding two receptions for four yards ... Majored in sociology at Arkansas' Fulbright College of Arts and Sciences.

### PERSONAL:

- Was considered the third-best running back prospect in the state of Texas upon concluding his prep career at Thurgood Marshall High School in Fort Mead, Texas, playing for Head Coach Darryl Phipps.
- Also competed for the track team in high school.
- Worked night shifts at Whataburger to earn money in high school.

### DAVIS' NFL STATISTICS

Year	Team	G-S	RUSHING					RECEIVING				
			No.	Yds.	Avg.	LG	TD	No.	Yds.	Avg.	LG	TD
2013	Kansas City	16-1	70	242	3.5	20	4	11	75	6.8	17	0
2014	Kansas City	3-1	55	214	3.9	25	3	7	29	4.1	11	0
<b>Totals</b>		<b>19-2</b>	<b>125</b>	<b>456</b>	<b>3.6</b>	<b>25</b>	<b>7</b>	<b>18</b>	<b>104</b>	<b>5.8</b>	<b>17</b>	<b>0</b>

Year	Team	No.	PUNT RETURNS					KICKOFF RETURNS				
			FC	Yds.	Avg.	LG	TD	No.	Yds.	Avg.	LG	TD
2013	Kansas City	0	0	0	0.0	--	0	10	321	32.1	108t	1
2014	Kansas City	0	0	0	0.0	--	0	2	57	28.5	32	0
Totals		0	0	0	0.0	--	0	12	378	31.5	108t	1

**Additional Stats:** Had one special teams tackle in 2013.

### POSTSEASON

Year	Team	G-S	RUSHING					RECEIVING				
			No.	Yds.	Avg.	LG	TD	No.	Yds.	Avg.	LG	TD
2013	Kansas City	1-0	18	67	3.7	13	1	7	33	4.7	13	1
<b>Totals</b>		<b>1-0</b>	<b>18</b>	<b>67</b>	<b>3.7</b>	<b>13</b>	<b>1</b>	<b>7</b>	<b>33</b>	<b>4.7</b>	<b>13</b>	<b>1</b>

Year	Team	No.	PUNT RETURNS					KICKOFF RETURNS				
			FC	Yds.	Avg.	LG	TD	No.	Yds.	Avg.	LG	TD
2013	Kansas City	0	0	0	0.0	--	0	0	0	0.0	--	0
Totals		0	0	0	0.0	--	0	0	0	0.0	--	0

### SINGLE-GAME CAREER HIGHS

**Rushing Attempts:** 27 at San Diego (12/29/13)  
**Rushing Yards:** 81 at San Diego (12/29/13)  
**Long Run:** 25 at Denver (9/14/14)  
**Rushing TDs:** 2, twice, last at Denver (9/14/14)  
**Receptions:** 6 at Denver (9/14/14)  
**Receiving Yards:** 26 at Denver (9/14/14)

**Long Reception:** 17 at Washington (12/8/13)  
**Kickoff Returns:** 3 vs. Indianapolis (12/22/13)  
**KO Return Yards:** 130 vs. Denver (12/1/13)  
**Long Kickoff Return:** 108t vs. Denver (12/1/13)  
**Kickoff Return TDs:** 1 vs. Denver (12/1/13)

### DAVIS' GAME-BY-GAME STATISTICS

#### 2014

#### CHIEFS


Date	Opp.	RUSHING					RECEIVING				
		No.	Yds.	Avg.	LG	TD	No.	Yds.	Avg.	LG	TD
9/7	TENNESSEE	1	3	3.0	3	0	1	3	3.0	3	0
9/14	@ Denver	22	79	3.6	25	2	6	26	4.3	11	0
9/21	@ Miami	32	132	4.1	21t	1	0	0	0.0	--	0
<b>TOTALS</b>		<b>55</b>	<b>214</b>	<b>3.9</b>	<b>25</b>	<b>3</b>	<b>7</b>	<b>29</b>	<b>4.1</b>	<b>11</b>	<b>0</b>

#### 2013

#### CHIEFS

Date	Opp.	RUSHING					RECEIVING				
		No.	Yds.	Avg.	LG	TD	No.	Yds.	Avg.	LG	TD
9/8	@ Jacksonville	4	12	3.0	4	0	1	5	5.0	5	0
9/15	DALLAS	0	0	0.0	--	0	0	0	0.0	--	0
9/19	@ Philadelphia	6	25	4.2	12	0	0	0	0.0	--	0
9/29	N.Y. GIANTS	1	2	2.0	2	0	0	0	0.0	--	0
10/6	@ Tennessee	1	2	2.0	2	0	0	0	0.0	--	0
10/13	OAKLAND	0	0	0.0	--	0	1	-1	-1.0	-1	0
10/20	HOUSTON	2	5	2.5	--	0	0	0	0.0	--	0
10/27	CLEVELAND	3	13	4.3	9	0	1	12	12.0	12	0
11/3	@ Buffalo	0	0	0.0	--	0	0	0	0.0	--	0
11/17	@ Denver	3	13	4.3	7	0	1	11	11.0	11	0
11/24	SAN DIEGO	1	3	3.0	3	0	0	0	0.0	--	0
12/1	DENVER	1	20	20.0	20	0	2	18	9.0	13	0
12/8	@ Washington	11	30	2.7	17	1	1	17	17.0	17	0
12/15	@ Oakland	9	34	3.8	17	1	2	8	4.0	10	0
12/22	INDIANAPOLIS	1	2	2.0	2	0	0	0	0.0	--	0
12/29	@ San Diego	27	81	3.0	18	2	2	5	2.5	6	0
<b>TOTALS</b>		<b>70</b>	<b>242</b>	<b>3.5</b>	<b>20</b>	<b>4</b>	<b>11</b>	<b>75</b>	<b>6.8</b>	<b>17</b>	<b>0</b>

1/4/14	@ Indianapolis	18	67	3.7	13	1	7	33	4.7	13	1
<b>PLAYOFF TOTALS</b>		<b>18</b>	<b>67</b>	<b>3.7</b>	<b>13</b>	<b>1</b>	<b>7</b>	<b>33</b>	<b>4.7</b>	<b>13</b>	<b>1</b>

	<b>LAURENT DUVERNAY-TARDIF</b> TACKLE	 <b>76</b>
	6-5 • 321 • Born: 2/11/91 Montreal, Quebec • NFL Exp: R (1st with Chiefs) GP/GS (Playoffs): 0/0 (0/0) Acq: D6b-14 • McGill	

#### CAREER:

- Rookie offensive lineman enters his first NFL season with Kansas City in 2014.
- Became just the second player out of McGill to be selected in the NFL Draft, joining DT Randy Chevrier who was selected in the seventh round (241st overall) by the Jacksonville Jaguars in the 2001 NFL Draft.
- Originally entered the NFL as the second of two sixth-round draft picks (200th overall) by the Kansas City Chiefs in the 2014 NFL Draft.

**TRANSACTIONS:** Originally entered the NFL as the second of two sixth-round draft picks (200th overall) by the Kansas City Chiefs in the 2014 NFL Draft.

**2014:** Has been inactive for three games.

**COLLEGE:** Played in 32 games (29 starts) ... Played on the defensive line in 2010 ... Played on both the offensive and defensive lines as a

sophomore and junior (2011-12) ... One of only two players selected to represent the CIS (Canadian Interuniversity Sport) at the East-West Shrine Game in 2014 ... Two-time All-Canadian tackle ... CIS Most Outstanding Lineman as a senior.

#### PERSONAL:

- In his third year of medical school at the time of being drafted.
- Believed to be the first CIS player ever featured in Sports Illustrated (March 2014).
- Earned Academic All-American honors at McGill.
- First language is French.
- Native of St. Hilaire, Quebec and prepped at College Andre-Grasset in Montreal.

#### GAMES PLAYED/GAMES STARTED

2014 (0/0) — (0/0).



## ANTHONY FASANO

TIGHT END



80

6-4 • 255 • Born: 4/20/84  
Verona, N.J. • NFL Exp: 9 (2nd with Chiefs)  
GP/GS (Playoffs): 120/99 (4/3)  
Acq: UFA-13 • Notre Dame

### PRO CAREER:

- Ninth-year tight end enters his second campaign with Kansas City in 2014.
- Originally joined the Chiefs as an unrestricted free agent in 2013.
- Has played in 120 games (99 starts), posting 236 receptions for 2,664 yards (11.3 avg.) with 28 touchdowns. Has appeared in four postseason contests (three starts), recording three receptions for 11 yards.
- Plays an integral role in run blocking as well, helping block for four separate 1,000-yard rushers in his career - Julius Jones (Dallas, 2006), Ricky Williams (Miami, 2009), Reggie Bush (Miami, 2011) and Jamaal Charles (Kansas City, 2013).
- After a five-year career in Miami, ranked third among tight ends in team history in receptions (177), receiving yards (2,104), and tied for second in touchdown receptions (23). Tied with TE Keith Jackson for the single-season lead in touchdown receptions in Miami Dolphins history with seven scores in 2008.
- Originally entered the NFL as a second-round draft pick (53rd overall) of the Dallas Cowboys in 2006.

**TRANSACTIONS:** Signed with Kansas City (3/13/13) ... Traded to Miami along with LB Akin Ayodele in exchange for a 2008 fourth-round draft choice (100th overall, traded to Oakland, used on CB Tyvon Branch) from Dallas (4/26/08) ... Originally entered the NFL as a second-round draft choice (53rd overall) of Dallas in the 2006 NFL Draft.

**KANSAS CITY (2013-14):** Has appeared in 12 games (12 starts) at tight end, posting 31 receptions for 291 yards (9.4 avg.) with four touchdowns ... Was inactive in four contests in 2013 with an ankle injury and two with a concussion ... Started one postseason game against the Colts.

**2014:** Started three games at tight end recording eight receptions for 91 yards (11.4 avg.) and one touchdown ... Notched the team's first touchdown catch of the season against the Titans (9/7).

**2013:** Started nine games at tight end, posting 23 receptions for 200 yards (8.7 avg.) with three touchdowns and was inactive in four contests with an ankle injury and two with a concussion ... Started one postseason game.

**MIAMI (2008-12):** Started all 76 games he appeared in and was inactive in four contests for the Dolphins, recording 177 receptions for 2,104 yards (11.9 avg.) with 23 touchdowns ... Started one postseason contest

**2012:** Started all 16 games, registering a career-high 41 receptions for 332 yards (8.1 avg.) with five touchdowns.

**2011:** Started 15 games and was inactive for one contest, finishing with 32 receptions for 451 yards (14.1 avg.) with five touchdowns ... Was inactive at New England (12/24) with a head injury sustained at Buffalo (12/18).

**2010:** Started 15 games and was inactive for one game, recording 39 catches for 528 yards (13.5 avg.) with four touchdown receptions, ranking second on the team ... Was inactive at New England (1/2/11) with a knee injury.

**2009:** Started 14 games and was inactive in two contests, totaling 31 receptions for 339 yards (10.9 avg.) with two touchdowns ... Was inactive vs. Tampa Bay (11/15) and at Carolina (11/19) with a hip injury.

**2008:** Started all 16 games, recording 34 catches for 454 yards and a team-high seven touchdown receptions ... Started an AFC Wild Card game vs. Baltimore (1/4/09).

**DALLAS (2006-07):** Played in 32 games (11 starts) for the Cowboys, posting 28 receptions for 269 yards (9.6 avg.) with one touchdown ... Played in two postseason contests, recording one reception for five yards.

**2007:** Played in 16 games (six starts), catching 14 passes for 143 yards (10.2 avg.) with one touchdown ... Started NFC Divisional Playoff game vs. the New York Giants (1/13/08), recording one reception for five yards.

**2006:** Appeared in 16 games (five starts), registering 14 receptions for 126 yards (9.0 avg.) ... Played in a NFC Wild Card game at Seattle (1/6/07).

**COLLEGE:** Played in 34 games (24 starts) in three years at Notre Dame (2003-05), tallying 92 receptions for 1,112 yards (12.9 avg.) and eight touchdowns ... At the time of his departure, he ranked second among tight ends on the school's all-time list for both receptions and receiving yards ... Started all 12 games as a senior in 2005, compiling a career-high 47 receptions and 576 yards (12.3 avg.) with two touchdowns ... Was one of three finalists for the John Mackey Award as

college football's top tight end in his senior season ... Played in 11 games (nine starts) as a junior in 2003, recording 27 receptions for 367 yards (13.6 avg.) with four touchdowns ... Appeared in 11 games (three starts) in 2003 as a sophomore, contributing 18 receptions for 169 yards (9.4 avg.) with two touchdowns ... Did not play as a freshman in 2002 ... Graduated with a degree in marketing from Notre Dame.

#### PERSONAL:

- Four-year letterman and two-year captain at Verona High School in Verona, N.J., as a tight end and defensive lineman/linebacker.
- Caught 78 passes for 1,460 yards and 23 touchdowns as a senior in 2001, helping guide

the school to the state title among Group 1 schools.

- Finished his career with a county record 42 touchdown receptions.
- Also lettered in basketball and was team captain his final two years.
- Was a two-time all-state selection in track and won the New Jersey Group 1 state championship in the javelin in his first year competing in the event.
- Also played baseball at Verona High School.
- Established the Anthony Fasano Foundation in 2007 to serve underprivileged youth in New Jersey.
- Full name: Anthony Joseph Fasano.

### FASANO'S NFL STATISTICS

Year	Team	G-S	No.	RECEIVING				No.	Yds.	Avg.	LG	TD
				Yds.	Avg.	LG	TD					
2006	Dallas	16-5	14	126	9.0	22	0	0	0	0.0	--	0
2007	Dallas	16-6	14	143	10.2	26t	1	0	0	0.0	--	0
2008	Miami	16-16	34	454	13.4	24	7	0	0	0.0	--	0
2009	Miami	14-14	31	339	10.9	27	2	0	0	0.0	--	0
2010	Miami	15-15	39	528	13.5	31	4	0	0	0.0	--	0
2011	Miami	15-15	32	451	14.1	35t	5	0	0	0.0	--	0
2012	Miami	16-16	41	332	8.1	22	5	0	0	0.0	--	0
2013	Kansas City	9-9	23	200	8.7	20	3	0	0	0.0	--	0
2014	Kansas City	3-3	8	91	11.4	22	1	0	0	0.0	--	0
<b>Totals</b>		<b>120-99</b>	<b>236</b>	<b>2,664</b>	<b>11.3</b>	<b>35t</b>	<b>28</b>	<b>0</b>	<b>0</b>	<b>0.0</b>	<b>--</b>	<b>0</b>

#### POSTSEASON

Year	Team	G-S	No.	RECEIVING				No.	Yds.	Avg.	LG	TD
				Yds.	Avg.	LG	TD					
2006	Dallas	1-0	0	0	0.0	--	0	0	0	0.0	--	0
2007	Dallas	1-1	1	5	5.0	5	0	0	0	0.0	--	0
2008	Miami	1-1	0	0	0.0	--	0	0	0	0.0	--	0
2013	Kansas City	1-1	2	6	3.0	5	0	0	0	0.0	--	0
<b>Totals</b>		<b>4-3</b>	<b>3</b>	<b>11</b>	<b>3.7</b>	<b>5</b>	<b>0</b>	<b>0</b>	<b>0</b>	<b>0.0</b>	<b>--</b>	<b>0</b>

#### SINGLE-GAME CAREER HIGHS

**Receptions:** 8 vs. New York Jets (9/7/08)

**Long Reception:** 35t at Kansas City (11/6/11)

**Receiving Yards:** 107 vs. Tennessee (11/14/10)

**Touchdowns:** 2, twice, last at Kansas City (11/6/11)

### FASANO'S GAME-BY-GAME STATISTICS

2014

CHIEFS

Date	Opp.	No.	RECEIVING				No.	Yds.	Avg.	LG	TD
			Yds.	Avg.	LG	TD					
9/7	TENNESSEE	3	29	9.7	18	1	0	0	0.0	--	0
9/14	@ Denver	3	39	13.0	22	0	0	0	0.0	--	0
9/21	@ Miami	2	23	11.5	13	0	0	0	0.0	--	0
<b>TOTALS</b>		<b>8</b>	<b>91</b>	<b>11.4</b>	<b>22</b>	<b>1</b>	<b>0</b>	<b>0</b>	<b>0.0</b>	<b>--</b>	<b>0</b>

# FASANO'S GAME-BY-GAME STATISTICS

## 2013

### CHIEFS

Date	Opp.	RECEIVING					RUSHING				
		No.	Yds.	Avg.	LG	TD	No.	Yds.	Avg.	LG	TD
9/8	@ Jacksonville	2	8	4.0	4	0	0	0	0.0	--	0
9/15	DALLAS	2	26	13.0	14	0	0	0	0.0	--	0
9/19	@ Philadelphia										
9/29	N.Y. GIANTS										
10/6	@ Tennessee										
10/13	OAKLAND										
10/20	HOUSTON	4	27	6.8	11	0	0	0	0.0	--	0
10/27	CLEVELAND	2	14	7.0	8	0	0	0	0.0	--	0
11/3	@ Buffalo	1	20	20.0	20	0	0	0	0.0	--	0
11/17	@ Denver	4	37	9.3	12	1	0	0	0.0	--	0
11/24	SAN DIEGO	4	21	5.3	16	1	0	0	0.0	--	0
12/1	DENVER	3	28	9.3	12	1	0	0	0.0	--	0
12/8	@ Washington										
12/15	@ Oakland										
12/22	INDIANAPOLIS	1	19	19.0	19	0	0	0	0.0	--	
12/29	@ San Diego										
<b>TOTALS</b>		<b>23</b>	<b>200</b>	<b>8.7</b>	<b>20</b>	<b>3</b>	<b>0</b>	<b>0</b>	<b>0.0</b>	<b>--</b>	<b>0</b>
1/4/14	@ Indianapolis	2	6	3.0	5	0	0	0	0.0	--	0
<b>PLAYOFF TOTALS</b>		<b>2</b>	<b>6</b>	<b>3.0</b>	<b>5</b>	<b>0</b>	<b>0</b>	<b>0</b>	<b>0.0</b>	<b>--</b>	<b>0</b>

## 2012

### MIAMI

Date	Opp.	RECEIVING					RUSHING				
		No.	Yds.	Avg.	LG	TD	No.	Yds.	Avg.	LG	TD
9/9	@ Houston	3	19	6.3	12	0	0	0	0.0	--	0
9/16	OAKLAND	2	19	9.5	14t	1	0	0	0.0	--	0
9/23	N.Y. JETS	5	47	9.4	17	0	0	0	0.0	--	0
9/30	@ Arizona	5	30	6.0	8	0	0	0	0.0	--	0
10/7	@ Cincinnati	3	28	9.3	13	0	0	0	0.0	--	0
10/14	ST. LOUIS	4	33	8.3	13	1	0	0	0.0	--	0
10/28	@ N.Y. Jets	1	4	4.0	4t	1	0	0	0.0	--	0
11/4	@ Indianapolis	1	8	8.0	8	0	0	0	0.0	--	0
11/11	TENNESSEE	1	4	4.0	4	0	0	0	0.0	--	0
11/15	@ Buffalo	1	8	8.0	8	0	0	0	0.0	--	0
11/25	SEATTLE	1	10	10.0	10	0	0	0	0.0	--	0
12/2	NEW ENGLAND	1	14	14.0	14	0	0	0	0.0	--	0
12/9	@ San Francisco	2	9	4.5	6	1	0	0	0.0	--	0
12/16	JACKSONVILLE	6	56	9.3	22	1	0	0	0.0	--	0
12/23	BUFFALO	2	12	6.0	7	0	0	0	0.0	--	0
12/30	@ New England	3	31	10.3	13	0	0	0	0.0	--	0
<b>TOTALS</b>		<b>41</b>	<b>332</b>	<b>8.1</b>	<b>22</b>	<b>5</b>	<b>0</b>	<b>0</b>	<b>0.0</b>	<b>--</b>	<b>0</b>

## 2011

### MIAMI

Date	Opp.	RECEIVING					RUSHING				
		No.	Yds.	Avg.	LG	TD	No.	Yds.	Avg.	LG	TD
9/12	NEW ENGLAND	5	82	16.4	25	0	0	0	0.0	--	0
9/18	HOUSTON	0	0	0.0	-	0	0	0	0.0	--	0
9/25	@ Cleveland	1	26	26.0	26	0	0	0	0.0	--	0
10/2	@ San Diego	1	9	9.0	9	0	0	0	0.0	--	0
10/17	@ N.Y. Jets	1	13	13.0	13	0	0	0	0.0	--	0
10/23	DENVER	2	22	11.0	16t	1	0	0	0.0	--	0
10/30	@ N.Y. Giants	0	0	0.0	-	0	0	0	0.0	--	0
11/6	@ Kansas City	2	38	19.0	35t	2	0	0	0.0	--	0
11/13	WASHINGTON	3	60	20.0	28	0	0	0	0.0	--	0
11/20	BUFFALO	2	8	4.0	7	1	0	0	0.0	--	0
11/24	@ Dallas	2	32	16.0	19	0	0	0	0.0	--	0
12/4	OAKLAND	4	66	16.5	26	0	0	0	0.0	--	0
12/11	PHILADELPHIA	3	56	18.7	25	0	0	0	0.0	--	0
12/18	@ Buffalo	2	28	14.0	22t	1	0	0	0.0	--	0
12/24	@ New England										
1/1/11	N.Y. JETS	4	11	2.8	4	0	0	0	0.0	--	0
<b>TOTALS</b>		<b>32</b>	<b>451</b>	<b>14.1</b>	<b>35t</b>	<b>5</b>	<b>0</b>	<b>0</b>	<b>0.0</b>	<b>--</b>	<b>0</b>



# FASANO'S GAME-BY-GAME STATISTICS

**2010**

**MIAMI**

Date	Opp.	RECEIVING					RUSHING				
		No.	Yds.	Avg.	LG	TD	No.	Yds.	Avg.	LG	TD
9/12	@ Buffalo	3	46	15.3	21	0	0	0	0.0	--	0
9/19	@ Minnesota	0	0	0.0	-	0	0	0	0.0	--	0
9/26	N.Y. JETS	2	14	7.0	11	1	0	0	0.0	--	0
10/4	NEW ENGLAND	5	67	13.4	21	0	0	0	0.0	--	0
10/17	@ Green Bay	1	22	22.0	22t	1	0	0	0.0	--	0
10/24	PITTSBURGH	3	49	16.3	22	0	0	0	0.0	--	0
10/31	@ Cincinnati	3	36	12.0	15	0	0	0	0.0	--	0
11/7	@ Baltimore	3	26	8.7	11	0	0	0	0.0	--	0
11/14	TENNESSEE	5	107	21.4	31	1	0	0	0.0	--	0
11/18	CHICAGO	1	16	16.0	16	0	0	0	0.0	--	0
11/28	@ Oakland	2	10	5.0	6	0	0	0	0.0	--	0
12/5	CLEVELAND	4	41	10.3	14	1	0	0	0.0	--	0
12/12	@ N.Y. Jets	2	33	16.5	28	0	0	0	0.0	--	0
12/19	BUFFALO	3	30	10.0	16	0	0	0	0.0	--	0
12/26	DETROIT	2	31	15.5	20	0	0	0	0.0	--	0
1/2/11	@ New England					0	0	0	0.0	--	0
<b>TOTALS</b>		<b>39</b>	<b>528</b>	<b>13.5</b>	<b>31</b>	<b>4</b>	<b>0</b>	<b>0</b>	<b>0.0</b>	<b>--</b>	<b>0</b>

**2009**

**MIAMI**

Date	Opp.	RECEIVING					RUSHING				
		No.	Yds.	Avg.	LG	TD	No.	Yds.	Avg.	LG	TD
9/13	@ Atlanta	2	10	5.0	10	0	0	0	0.0	--	0
9/21	INDIANAPOLIS	1	1	1.0	1	0	0	0	0.0	--	0
9/27	@ San Diego	0	0	0.0	-	0	0	0	0.0	--	0
10/4	BUFFALO	1	7	7.0	7	0	0	0	0.0	--	0
10/12	N.Y. JETS	4	38	9.5	21	1	0	0	0.0	--	0
10/25	NEW ORLEANS	3	21	7.0	14	0	0	0	0.0	--	0
11/1	@ N.Y. Jets	2	16	8.0	10	0	0	0	0.0	--	0
11/8	@ New England	1	20	20.0	20	0	0	0	0.0	--	0
11/15	TAMPA BAY					Inactive/Hip					
11/19	@ Carolina					Inactive/Hip					
11/29	@ Buffalo	5	74	14.8	18	0	0	0	0.0	--	0
12/6	NEW ENGLAND	5	67	13.4	19	0	0	0	0.0	--	0
12/13	@ Jacksonville	0	0	0.0	-	0	0	0	0.0	--	0
12/20	@ Tennessee	4	36	9.0	18	1	0	0	0.0	--	0
12/27	HOUSTON	1	8	8.0	8	0	0	0	0.0	--	0
1/3/10	PITTSBURGH	2	41	20.5	27	0	0	0	0.0	--	0
<b>TOTALS</b>		<b>31</b>	<b>339</b>	<b>10.9</b>	<b>27</b>	<b>2</b>	<b>0</b>	<b>0</b>	<b>0.0</b>	<b>--</b>	<b>0</b>

**2008**

**MIAMI**

Date	Opp.	RECEIVING					RUSHING				
		No.	Yds.	Avg.	LG	TD	No.	Yds.	Avg.	LG	TD
9/7	N.Y. JETS	8	84	10.5	17	1	0	0	0.0	--	0
9/14	@ Arizona	0	0	0.0	-	0	0	0	0.0	--	0
9/21	@ New England	3	66	22.0	24	1	0	0	0.0	--	0
10/5	SAN DIEGO	3	47	15.7	20	0	0	0	0.0	--	0
10/12	@ Houston	1	12	12.0	12	0	0	0	0.0	--	0
10/19	BALTIMORE	2	25	12.5	16	0	0	0	0.0	--	0
10/26	BUFFALO	2	17	8.5	15	1	0	0	0.0	--	0
11/2	@ Denver	2	37	18.5	24	0	0	0	0.0	--	0
11/9	SEATTLE	1	17	17.0	17	0	0	0	0.0	--	0
11/16	OAKLAND	0	0	0.0	-	0	0	0	0.0	--	0
11/23	NEW ENGLAND	0	0	0.0	-	0	0	0	0.0	--	0
11/30	@ St. Louis	1	7	7.0	7	0	0	0	0.0	--	0
12/7	@ Buffalo	3	36	12.0	20t	1	0	0	0.0	--	0
12/14	SAN FRANCISCO	2	20	10.0	12	0	0	0	0.0	--	0
12/21	@ Kansas City	3	47	15.7	19	2	0	0	0.0	--	0
12/28	@ N.Y. Jets	3	39	13.0	20t	1	0	0	0.0	--	0
<b>TOTALS</b>		<b>34</b>	<b>454</b>	<b>13.4</b>	<b>24</b>	<b>7</b>	<b>0</b>	<b>0</b>	<b>0.0</b>	<b>--</b>	<b>0</b>

1/4/09 BALTIMORE

**PLAYOFF TOTALS**      **0**      **0**      **0.0**      **-**      **0**      **0**      **0**      **0.0**      **--**      **0**

# FASANO'S GAME-BY-GAME STATISTICS

**2007**


**DALLAS**

Date	Opp.	RECEIVING					RUSHING				
		No.	Yds.	Avg.	LG	TD	No.	Yds.	Avg.	LG	TD
9/9	N.Y. GIANTS	0	0	0.0	-	0	0	0	0.0	--	0
9/16	@ Miami	1	12	12.0	12	0	0	0	0.0	--	0
9/23	@ Chicago	1	3	3.0	3	0	0	0	0.0	--	0
9/30	ST. LOUIS	1	14	14.0	14	0	0	0	0.0	--	0
10/8	@ Buffalo	1	2	2.0	2	0	0	0	0.0	--	0
10/14	NEW ENGLAND	1	26	26.0	26	0	0	0	0.0	--	0
10/21	MINNESOTA	2	14	7.0	10	0	0	0	0.0	--	0
11/4	@ Philadelphia	0	0	0.0	-	0	0	0	0.0	--	0
11/11	@ N.Y. Giants	1	9	9.0	9	0	0	0	0.0	--	0
11/18	WASHINGTON	0	0	0.0	-	0	0	0	0.0	--	0
11/22	N.Y. JETS	0	0	0.0	-	0	0	0	0.0	--	0
11/29	GREEN BAY	1	26	26.0	26t	1	0	0	0.0	--	0
12/9	@ Detroit	0	0	0.0	-	0	0	0	0.0	--	0
12/16	PHILADELPHIA	1	10	10.0	10	0	0	0	0.0	--	0
12/22	@ Carolina	1	12	12.0	12	0	0	0	0.0	--	0
12/30	@ Washington	3	15	5.0	9	0	0	0	0.0	--	0
<b>TOTALS</b>		<b>14</b>	<b>143</b>	<b>10.2</b>	<b>26t</b>	<b>1</b>	<b>0</b>	<b>0</b>	<b>0.0</b>	<b>--</b>	<b>0</b>
1/13/08	N.Y. GIANTS	1	5	5.0	-	5	0	0	0.0	--	0
<b>PLAYOFF TOTALS</b>		<b>1</b>	<b>5</b>	<b>5.0</b>	<b>-</b>	<b>5</b>	<b>0</b>	<b>0</b>	<b>0.0</b>	<b>--</b>	<b>0</b>

**2006**

**DALLAS**

Date	Opp.	RECEIVING					RUSHING				
		No.	Yds.	Avg.	LG	TD	No.	Yds.	Avg.	LG	TD
9/10	@ Jacksonville	0	0	0.0	-	0	0	0	0.0	--	0
9/17	WASHINGTON	3	39	13.0	14	0	0	0	0.0	--	0
10/1	@ Tennessee	0	0	0.0	-	0	0	0	0.0	--	0
10/8	@ Philadelphia	0	0	0.0	-	0	0	0	0.0	--	0
10/15	HOUSTON	0	0	0.0	-	0	0	0	0.0	--	0
10/23	N.Y. GIANTS	2	16	8.0	9	0	0	0	0.0	--	0
10/29	@ Carolina	3	11	3.7	5	0	0	0	0.0	--	0
11/5	@ Washington	2	16	8.0	11	0	0	0	0.0	--	0
11/12	@ Arizona	0	0	0.0	-	0	0	0	0.0	--	0
11/19	INDIANAPOLIS	1	22	22.0	22	0	0	0	0.0	--	0
11/23	TAMPA BAY	1	9	9.0	9	0	0	0	0.0	--	0
12/3	@ N.Y. Giants	0	0	0.0	-	0	0	0	0.0	--	0
12/10	NEW ORLEANS	0	0	0.0	-	0	0	0	0.0	--	0
12/16	@ Atlanta	0	0	0.0	-	0	0	0	0.0	--	0
12/25	PHILADELPHIA	2	13	6.5	7	0	0	0	0.0	--	0
12/31	DETROIT	0	0	0.0	-	0	0	0	0.0	--	0
<b>TOTALS</b>		<b>14</b>	<b>126</b>	<b>14.1</b>	<b>22</b>	<b>0</b>	<b>0</b>	<b>0</b>	<b>0.0</b>	<b>--</b>	<b>0</b>
1/6/07	@ Seattle	0	0	0.0	-	0	0	0	0.0	--	0
<b>PLAYOFF TOTALS</b>		<b>0</b>	<b>0</b>	<b>0.0</b>	<b>-</b>	<b>0</b>	<b>0</b>	<b>0</b>	<b>0.0</b>	<b>--</b>	<b>0</b>



## ERIC FISHER TACKLE



# 72

6-7 • 315 • Born: 1/5/91  
Rochester, Mich. • NFL Exp: 2 (2nd with Chiefs)  
GP/GS (Playoffs): 17/16 (0/0)  
Acq: D1-13 • Central Michigan

### PRO CAREER:

- Second-year offensive tackle has played in 17 games (16 starts) with the Chiefs.
- Joined the Chiefs as the club's first-round draft choice (first overall) in the 2013 NFL Draft.
- Was the first of five offensive tackles taken in the first round of the 2013 NFL Draft and the first of nine offensive linemen taken in the first round.
- Became the third player in team history to join the Chiefs from Central Michigan University, joining LB Frank Zombo (2013) and S Steve Bograkos (1976). He is the first Chippewa player to be drafted by Kansas City.
- Fisher is the second player the team has ever drafted with the first overall selection in either the AFL or NFL Draft. The Chiefs drafted Pro Football Hall of Fame DT Buck Buchanan out of Grambling State University with the first overall selection in the 1963 AFL Draft.
- With the selection of Fisher, it marked the fourth time an offensive lineman has been chosen first overall since the advent of the common draft in 1967. The other three offensive linemen to have been chosen No. 1 during that span were also tackles - Pro Football Hall of Famer Ron Yary (1968), Orlando Pace (1997) and Jake Long (2008).
- Became the second player in Central Michigan history to be drafted in the first round, joining San Francisco 49ers Pro Bowl T Joe Staley (No. 28, 2007).
- First No. 1 overall selection from the MAC in conference history. The previous highest player drafted from the MAC was QB Byron Leftwich from Marshall at No. 7 overall in the 2003 NFL Draft to the Jacksonville Jaguars.
- Started his first NFL game at right tackle at Jacksonville (9/8/13).

**TRANSACTIONS:** Signed with Kansas City (7/26/13) ... Originally entered the NFL as the first overall selection in the 2013 with the Kansas City Chiefs.

**2014:** Has started three games at left tackle and collected one tackle on a lost fumble at Miami (9/21).

**2013:** Played in 14 contests (13 starts) at right tackle and was inactive in two contests — one

with a head injury and one with a shoulder injury ... Was inactive for one postseason game with a groin injury.

**COLLEGE:** Played in 42 games (32 starts) at Central Michigan ... Started 26 at left offensive tackle, four at right tackle and two at right guard ... As a starter, he registered 341 knockdowns/key blocks, as he also produced 45 touchdown resulting blocks ... Started all 13 games at left offensive tackles as a senior in 2012 and was named the Chippewas' Offensive Upfront Player of the Year for the second-straight season ... With him leading the charge, the offensive line allowed just 15 sacks (-101.0 yards) and helped amass 5,122 yards in total offense, their best figure since the 2007 squad set the school record with 6,258 yards ... Started 10 games at left tackle as a junior in 2011 and was named Central Michigan's Offensive Upfront Player of the Year ... Appeared in 11 games (nine starts) as a sophomore in 2010 ... Appeared in eight games (two starts) as a true freshman.

### PERSONAL:

- Attended Stoney Creek High School in Rochester Hills, Mich.
- Lettered three years in both football and basketball.
- Started playing left tackle his senior year of high school.
- Two-time all-area and all-league choice earned a berth on the Detroit Free Press "Fab 50" squad in 2008 and garnered All-State honorable mention accolades from the Detroit Free Press, Detroit News and Associated Press.
- Led the gridiron team to the 2006 and 2007 OAA Blue Championships, as he was tabbed first-team all-league, all-north and All-Detroit Metro.
- The All-Oakland County Dream Team member closed out his career after being selected to play in the Michigan High School Football Coaches Association all-star game.

### GAMES PLAYED/GAMES STARTED

2013 (14/13), 2014 (3/3) — 17/16. **PLAYOFFS:** 2013 (0/0) — 0/0.



# JAMELL FLEMING

CORNERBACK



5-11 • 206 • Born: 5/5/89  
 Arlington, Texas • NFL Exp: 3 (1st with Chiefs)  
 GP/GS (Playoffs): 24/3 (0/0)  
 Acq: FA-14 • Oklahoma

## PRO CAREER:

- Third-year safety has played in 24 games (three starts) in his career.
- Signed to the Chiefs from the Baltimore Ravens practice squad on September 12, 2014.

**TRANSACTIONS:** Signed to the Kansas City Chiefs active roster (9/12/14) ... Signed to the Baltimore Ravens practice squad (9/3/14) Released by the Jaguars (8/30/14) ... Claimed off waivers by the Jacksonville Jaguars (9/16/13) ... Released by the Cardinals (9/14/13) ... Originally entered the NFL as the Arizona Cardinals third-round draft selection (80th overall) of the 2012 NFL Draft.

**KANSAS CITY (2014):** Has played in one game and been inactive for one game.

**JACKSONVILLE (2013):** Saw action in eight games.

**ARIZONA (2012):** Played in 15 games (three starts) recording 22 tackles (19 solo) and

one pass defended for the Cardinals.

**COLLEGE:** Appeared in 51 games (24 starts) for Oklahoma and totaled 131 tackles, 12.5 tackles for loss, seven INTs, 24 passes defended, 1.0 sack, two forced fumbles and one fumble recovery ... Scored two career TDs, returning an interception 55 yards for a score and returning a fumble recovery 56 yards for a score ... Named Defensive MVP at the Fiesta Bowl as a junior and Defensive MVP of the Insight Bowl as a senior ... Earned All-Big 12 first-team honors as a senior.

## PERSONAL:

- Attended Seguin High School in Dallas, Texas.
- Played on both sides of the ball and earned all-district and second-team all-state honors.
- Caught 29 passes for 481 yards and four TDs as a senior
- Played in the All-America Offense-Defense Bowl in Florida.

## FLEMING'S NFL STATISTICS

Year	Team	G-S	TACKLES			SACKS		INTERCEPTIONS					FUMBLES		
			Solos	Asst.	Total	No.	Yds.	No.	Yds.	LG	TDs	PDs	FF	FR	Yds.
2012	Arizona	15-3	19	3	22	0.0	0.0	0	0	0	0	1	0	0	0
2013	Jacksonville	8-0	0	0	0	0.0	0.0	0	0	0	0	0	0	0	0
2014	Kansas City	1-0	0	0	0	0.0	0.0	0	0	0	0	0	0	0	0
Totals		24-3	19	3	22	0.0	0.0	0	0	0	0	1	0	0	0

**Additional Stats:** Has one special teams tackle vs. Buffalo (10/14/12).

## FLEMING'S GAME-BY-GAME STATISTICS

2014 CHIEFS											
Date	Opp.	Tkl	Ast	Tot	TFL	Sck	INT	FR	FF	PR	PD
9/7	TENNESSEE	Not on Roster									
9/14	@ Denver	Inactive									
9/21	@ Miami	0	0	0	0	0.0	0-0	0	0	0	0
TOTALS		0	0	0	0	0.0	0-0	0	0	0	0

# FLEMING'S GAME-BY-GAME STATISTICS

**2013**

## ARIZONA

Date	Opp.	Tkl	Ast	Tot	TFL	Sck	INT	FR	FF	PR	PD
9/8	@ St. Louis										
9/15	DETROIT										

*Inactive*

*Did Not Play*


## JACKSONVILLE

9/22	@ Philadelphia										
9/29	INDIANAPOLIS	0	0	0	0	0.0	0-0	0	0	0	0
10/6	@ St. Louis	0	0	0	0	0.0	0-0	0	0	0	0
10/13	@ Denver	0	0	0	0	0.0	0-0	0	0	0	0
10/20	SAN DIEGO										
10/27	SAN FRANCISCO										
11/10	@ Tennessee										
11/17	ARIZONA										
11/24	@ Houston	0	0	0	0	0.0	0-0	0	0	0	0
12/1	@ Cleveland										
12/5	HOUSTON	0	0	0	0	0.0	0-0	0	0	0	0
12/15	BUFFALO	0	0	0	0	0.0	0-0	0	0	0	0
12/22	TENNESSEE	0	0	0	0	0.0	0-0	0	0	0	0
12/29	@ Indianapolis	0	0	0	0	0.0	0-0	0	0	0	0
<b>TOTALS</b>		<b>0</b>	<b>0</b>	<b>0</b>	<b>0</b>	<b>0.0</b>	<b>0-0</b>	<b>0</b>	<b>0</b>	<b>0</b>	<b>0</b>

**2012**


## ARIZONA

Date	Opp.	Tkl	Ast	Tot	TFL	Sck	INT	FR	FF	PR	PD
9/8	SEATTLE	1	0	1	0	0.0	0-0	0	0	0	0
9/16	@ New England	2	2	4	0	0.0	0-0	0	0	0	1
9/23	PHILADELPHIA	4	0	4	0	0.0	0-0	0	0	0	0
9/30	MIAMI	4	1	5	0	0.0	0-0	0	0	0	0
10/4	@ St. Louis	0	0	0	0	0.0	0-0	0	0	0	0
10/14	BUFFALO	5	0	5	0	0.0	0-0	0	0	0	0
10/21	@ Minnesota	1	1	2	0	0.0	0-0	0	0	0	0
10/29	SAN FRANCISCO	1	0	1	0	0.0	0-0	0	0	0	0
11/4	@ Green Bay	3	0	0	0	0.0	0-0	0	1	0	0
11/18	@ Atlanta	0	0	0	0	0.0	0-0	0	0	0	0
11/25	ST LOUIS	0	0	0	0	0.0	0-0	0	0	0	0
12/2	@ N.Y. Jets	0	0	0	0	0.0	0-0	0	0	0	0
12/9	@ Seattle										
12/16	DETROIT	0	0	0	0	0.0	0-0	0	0	0	0
12/23	CHICAGO	0	0	0	0	0.0	0-0	0	0	0	0
12/30	@ San Francisco	0	0	0	0	0.0	0-0	0	0	0	0
12/29	@ San Diego	0	0	0	0	0.0	0-0	0	0	0	0
<b>TOTALS</b>		<b>19</b>	<b>3</b>	<b>22</b>	<b>0</b>	<b>0.0</b>	<b>0-0</b>	<b>0</b>	<b>0</b>	<b>0</b>	<b>1</b>



DEE  
FORD

LINEBACKER



55

6-2 • 252 • Born: 3/19/91  
 Odenville, Ala. • NFL Exp: R (1st with Chiefs)  
 GP/GS (Playoffs): 3/0 (0/0)  
 Acq: D1-14 • Auburn

**CAREER:**

- Rookie linebacker enters his first NFL season with Kansas City in 2014.
- Drafted by the Chiefs with the 23rd overall pick in the first round of the 2014 NFL Draft.

**TRANSACTIONS:** Originally entered the NFL as the Chiefs first-round pick (23rd overall) in the 2014 NFL Draft.

**2014:** Appeared in three games at linebacker and on special teams ... Credited to one pass defended at Miami (9/21).

**COLLEGE:** Played in 52 games (20 starts) at Auburn, recording 93 tackles (59 solo), 20.5 sacks (-163 yards), 27.5 tackles for losses (-263 yards) and 30 quarterback pressures ... Also forced three fumbles, deflected two passes and

intercepted another and blocked one kick ... Among active NCAA Football Bowl Subdivision players, Ford closed out his career ranked fifth in tackle-for-loss yardage (263) ... Also tied for 17th with 20.5 sacks and his 163 sack yards tied for ninth in the NCAA.


**PERSONAL:**

- Attended St. Clair County High School in Odenville, Ala., where he played football.
- As a senior, he recorded 90 tackles, including 38 for loss and 18.0 sacks, an interception and three pass breakups, earning him a Class 4A All-State team selection by the Alabama Sports Writers Association.
- Majored in public administration at Auburn.


FORD'S NFL STATISTICS													
Year	Team	G-S	TACKLES			SACKS		INTS			FUMBLES		
			Solos	Asst.	Total	No.	Yds.	No.	Yds.	PDs	FF	FR	Yds.
2014	Kansas City	3-0	0	0	0	0.0	0.0	0	0	1	0	0	0
<b>Totals</b>		<b>3-0</b>	<b>0</b>	<b>0</b>	<b>0</b>	<b>0.0</b>	<b>0.0</b>	<b>0</b>	<b>0</b>	<b>1</b>	<b>0</b>	<b>0</b>	<b>0</b>
<i>Additional Stats:</i>													

FORD'S GAME-BY-GAME STATISTICS												
<b>2014 CHIEFS</b>												
Date	Opp.	Tkl	Ast	Tot	TFL	Sck	INT	FR	FF	PR	PD	
9/7	TENNESSEE	0	0	0	0	0.0	0	0	0	0	0	
9/14	@ Denver	0	0	0	0	0.0	0	0	0	0	0	
9/21	@ Miami	0	0	0	0	0.0	0	0	0	0	1	
<b>TOTALS</b>		<b>0</b>	<b>0</b>	<b>0</b>	<b>0</b>	<b>0.0</b>	<b>0</b>	<b>0</b>	<b>0</b>	<b>0</b>	<b>1</b>	





**JERRY FRANKLIN**  
 LINEBACKER


**59**

6-1 • 245 • Born: 1/10/88  
 Marion, Ark. • NFL Exp: 2 (1st with Chiefs)  
 GP/GS (Playoffs) 15/0 (0/0)  
 Acq: FA -14 • Arkansas

#### PRO CAREER:

- Second-year linebacker joins Kansas City after spending time with the Chicago Bears.
- Appeared in 13 games on special teams over two seasons (2012-13) with Chicago, recording eight tackles.
- Has spent time on the practice squads of the Carolina Panthers (2012), Dallas Cowboys (2012) and Chicago Bears (2013).
- Originally entered the NFL as an undrafted free agent with the Denver Broncos on April 29, 2012.

**TRANSACTIONS:** Signed to active roster from the practice squad (9/9/14) ... Signed to Kansas City's practice squad (9/1/14) ... Released by the Bears (8/30/14) ... Promoted to the Bears active roster (10/18/13) ... Signed to the Bears practice squad (9/1/13) ... Waived by the Bears (8/30/13) ... Signed to the Bears active roster (12/11/12) ... Signed to the Dallas Cowboys' practice squad (11/14/12) ... Released from the Panthers' practice squad (11/6/12) ... Signed to the Carolina Panthers' practice squad (10/17/12) ... Waived by the Broncos (8/31/12) ... Originally entered the NFL as an undrafted free agent with the Denver Broncos (4/29/12).

**KANSAS CITY (2014):** Played in two games after being signed from the practice squad to the 53-man roster for Week Two's matchup at Denver (9/14) ... Recorded one special teams tackle at Miami (9/21).

**CHICAGO (2012-13):** Played in 13 games, posting eight special teams tackles.

**2013:** Appeared in 10 games on special teams collecting six stops ... Spent the first six weeks of season on the Bears practice squad.

**2012:** Gathered two special teams stops in the final three contests of the season ... Made NFL debut on special teams in Week 15 vs. Green Bay (12/16).

**COLLEGE:** Appeared in 51 games with the Razorbacks (2008-11), making 50 starts ... Totaled 382 tackles, including 31.5 tackles for loss and 10.0 sacks ... Recorded five interceptions, two forced fumbles and five fumble recoveries ... Led Arkansas in tackles each of his four years ... Earned second-team all-Southeastern Conference honors as a junior ... Selected to the all-SEC freshman team ... Majored in recreation and sport management.

#### PERSONAL:

- Was named the Class 6A offensive player-of-the-year and the 6A East back-of-the-year at Marion (Ark.) High School.
- Earned first-team all-state honors as a WR and RB.
- Had 18 receptions for 463 yards and 12 touchdowns, and he ran six times for 183 yards and three TDs ... On defense, he had 76 tackles and six INTs with two interceptions returned for TDs.

FRANKLIN'S NFL STATISTICS														
Year	Team	G-S	TACKLES			SACKS		INTERCEPTIONS				FUMBLES		
			Solos	Asst.	Total	No.	Yds.	No.	Yds.	LG	TDs	PDs	FF	FR
2012	Chicago	3-0	0	0	0	0.0	0.0	0.0	0	0	0	0	0	0
2013	Chicago	10-0	0	0	0	0.0	0.0	0.0	0	0	0	0	0	0
2014	Kansas City	2-0	0	0	0	0.0	0.0	0.0	0	0	0	0	0	0
Totals		15-0	0	0	0	0.0	0.0	0.0	0	0	0	0	0	0
Additional Stats: Has 9 special teams tackles - one in 2014, six in 2013, two in 2012.														

# FRANKLIN'S GAME-BY-GAME STATISTICS

**2014**

## KANSAS CITY

Date	Opp.	Tkl	Ast	Tot	TFL	Sck	INT	FR	FF	PR	PD
9/7	TENNESSEE										
9/14	@ Denver	0	0	0	0	0.0	0-0	0	0	0	0
9/21	@ Miami	0	0	0	0	0.0	0-0	0	0	0	0
<b>TOTALS</b>		<b>0</b>	<b>0</b>	<b>0</b>	<b>0</b>	<b>0.0</b>	<b>0-0</b>	<b>0</b>	<b>0</b>	<b>0</b>	<b>0</b>

**2013**

## CAROLINA

Date	Opp.	Tkl	Ast	Tot	TFL	Sck	INT	FR	FF	PR	PD
9/8	CINCINNATI										
9/15	MINNESOTA										
9/22	@ Pittsburgh										
9/29	@ Detroit										
10/6	NEW ORLEANS										
10/10	N.Y. GIANTS										
10/20	@ Washington	0	0	0	0	0.0	0-0	0	0	0	0
11/4	@ Green Bay	0	0	0	0	0.0	0-0	0	0	0	0
11/10	DETROIT	0	0	0	0	0.0	0-0	0	0	0	0
11/17	BALTIMORE	0	0	0	0	0.0	0-0	0	0	0	0
11/24	@ St. Louis	0	0	0	0	0.0	0-0	0	0	0	0
12/1	@ Minnesota	0	0	0	0	0.0	0-0	0	0	0	0
12/9	DALLAS	0	0	0	0	0.0	0-0	0	0	0	0
12/15	@ Cleveland	0	0	0	0	0.0	0-0	0	0	0	0
12/22	@ Philadelphia	0	0	0	0	0.0	0-0	0	0	0	0
12/29	GREEN BAY	0	0	0	0	0.0	0-0	0	0	0	0
<b>TOTALS</b>		<b>0</b>	<b>0</b>	<b>0</b>	<b>0</b>	<b>0.0</b>	<b>0-0</b>	<b>0</b>	<b>0</b>	<b>0</b>	<b>0</b>

**2012**

## CAROLINA

Date	Opp.	Tkl	Ast	Tot	TFL	Sck	INT	FR	FF	PR	PD
9/9	@ Tampa Bay										
9/16	NEW ORLEANS										
9/20	N.Y. GIANTS										
9/30	@ Atlanta										
10/7	SEATTLE										
10/21	DALLAS										
10/28	@ Chicago										
11/4	@ Washington										
11/11	DENVER										

## DALLAS

11/18	CLEVELAND										
11/22	WASHINGTON										
12/2	PHILADELPHIA										
12/9	@ Cincinnati										

## CHICAGO

12/16	GREEN BAY	0	0	0	0	0.0	0-0	0	0	0	0
12/23	@ Arizona	0	0	0	0	0.0	0-0	0	0	0	0
12/30	@ Detroit	0	0	0	0	0.0	0-0	0	0	0	0
<b>TOTALS</b>		<b>0</b>	<b>0</b>	<b>0</b>	<b>0</b>	<b>0.0</b>	<b>0-0</b>	<b>0</b>	<b>0</b>	<b>0</b>	<b>0</b>

	<b>ZACH FULTON</b> OFFENSIVE LINEMAN	 
	6-5 • 316 • Born: 9/23/91 Homewood, Ill. • NFL Exp: R (1st with Chiefs) GP/GS (Playoffs): 3/3 (0/0) Acq: D6-14 • Tennessee	

#### CAREER:

- Rookie offensive lineman enters his first season with Kansas City after playing four years at guard at Tennessee.
- Fulton started at left guard vs. Tennessee (9/7) the only rookie to start in the club's opening game of 2014. Fulton became the first sixth- or seventh-round Chiefs draft pick to start in the club's Week 1 contest in three decades. The last sixth-round draft pick to start was CB Steve Taylor in 1976. In 1984, Chiefs CB Kevin Ross started in Week 1 as a rookie seventh-round draft pick.
- Drafted by the Chiefs with the 193rd overall pick in the sixth round of the 2014 NFL Draft.

**TRANSACTIONS:** Originally entered the NFL as the Chiefs sixth-round pick (193rd overall) in the 2014 NFL Draft.

**2014:** Has started three games at right guard .


**COLLEGE:** Played in 47 games (40 starts) at Tennessee at guard ... Started 40 of last 42 games dating back to 2010 at right guard ... Honored with SEC Offensive Lineman of the Week (Sept. 3, 2012)..

#### PERSONAL:


- Selected to PrepStar Magazine's All-Region team out of high school.
- Named All-Conference as a senior at Homewood-Flossmoor High School.
- Younger brother of current Saskatchewan Roughriders (CFL) lineman Xavier Fulton.

#### GAMES PLAYED/GAMES STARTED

2014 (3/3) — 3/3.



**THOMAS GAFFORD**  
LONG SNAPPER



43

6-2 • 250 • Born: 1/29/83  
Friendswood, Texas • NFL Exp: 7 (7th with Chiefs)  
GP/GS (Playoffs): 92/0 (2/0)  
Acq: FA-13 • Houston

#### PRO CAREER:

- Seventh-year long snapper re-signed with Kansas City as a free agent on March 20, 2013.
- Previously spent time in training camp with Green Bay, Seattle and Chicago prior to arriving in Kansas City.
- Has appeared in 92 career games with 18 special teams tackles and one fumble recovery on punt coverage.
- Has played in two career postseason contests, serving as the club's longsnapper.

**TRANSACTIONS:** Signed with Kansas City (3/20/13) ... Signed with Kansas City (8/13/09) ... Released by Kansas City (6/19/09) ... Signed with Kansas City (10/29/08) ... Released by Chicago (8/31/08) ... Signed with Chicago (8/19/08) ... Released by Green Bay (8/4/08) ... Signed with Green Bay (3/5/08) ... Released by Seattle (6/20/07) ... Signed with Seattle (1/17/07) ... Released by Green Bay (8/29/06) ... Signed with Green Bay (1/5/06).

**2014:** Played in three games.

**2013:** Played in 16 games as the club's long snapper, posting three special teams stops (two solo) ... Appeared in the club's AFC Wild Card Game at Indianapolis (1/4/14) as the longsnapper.

**2012:** Played in 16 games as the team's long snapper, recording one special teams tackle.

**2011:** Appeared in 16 games as the team's long snapper ... Had four special teams stops.

**2010:** Played in 16 games as the club's long snapper ... Had six special teams tackles and one fumble recovery ... Recovered a fumble on punt coverage vs. Jacksonville (10/24).

**2009:** Served as the club's long snapper in 16 games ... Had four special teams tackles.

**2008:** Appeared in nine contests as the club's long snapper ... Was signed on Oct. 29 ... Made his NFL debut vs. Tampa Bay (11/2).

**COLLEGE:** A four-year letterman at Houston, played in 47 games as the Cougars long snapper ... Saw duty in all 11 games as a senior in 2004, recording two special teams tackles ... Appeared in 13 contests as a junior in 2003, producing nine special teams tackles and one forced fumble ... Saw action in 12 games as a sophomore in 2002, notching five special teams tackles and a fumble recovery ... Played in all 11 games as a true freshman in 2001 ... Majored in Sports Administration.

#### PERSONAL:

- Earned three varsity letters in football and one in baseball at Clear Brook High School in Friendswood, Texas.
- Played wide receiver, quarterback, tight end and strong safety as a prep.
- Named the team MVP and the Receiver of the Year as a senior.
- Has helped out with tornado relief efforts in Iowa and hurricane relief efforts in Louisiana.
- Serves as a youth minister at Sagemont Church in Houston, Texas.
- Married; Wife, Jennifer, and has twin daughters.


#### GAMES PLAYED/GAMES STARTED

2008 (9/0), 2009 (16/0), 2010 (16/0), 2011 (16/0), 2012 (16/0), 2013 (16/0), 2014 (3/0) — 91/0. **PLAYOFFS:** 2010 (1/0), 2013 (1/0) — 2/0.



PHILLIP  
GAINES

CORNERBACK


23

6-0 • 193 • Born: 4/4/91  
 Converse, Texas • NFL Exp: R (1st with Chiefs)  
 GP/GS (Playoffs): 3/0 (0/0)  
 Acq: D3-14 • Rice

#### CAREER:

- Drafted by the Chiefs with the 87th overall pick in the third round of the 2014 NFL Draft.
- Became the seventh player from Rice University drafted by the Chiefs and is the first since DT Cornelius Walker was drafted in the third round (59th overall) of the 1975 NFL Draft.
- Was a two-time All-Conference USA selection and set a school career record by breaking up 38 passes in his career.

**TRANSACTIONS:** Originally entered the NFL as the Chiefs third-round pick (87th overall) in the 2014 NFL Draft.

**2014:** Has played in three games and collected two special teams tackles.

**COLLEGE:** Played in 52 games (40 starts) at Rice, recording 175 tackles (134 solo), 2.0 sacks (-25 yards), three fumble recoveries, one

forced fumble, four interceptions returned for two yards, 11 tackles for loss and 38 pass breakups ... Two-time All-CUSA selection ... His 38 pass breakups marked a school career record.

#### PERSONAL:

- Was a two-year letterman at Converse Judson High School, where he registered 110 tackles and four interceptions during his two seasons.
- Blocked five kicks on special teams as a senior.
- Played in the Region III final at Rice Stadium as a junior as Judson advanced to the state title game.
- Ranked as one of the top 110 hurdlers in the state as a senior.
- Ran a leg on Judson's 4x100m relay that finished third at the state track meet as a junior.
- Member of the National Honor Society.
- Majored in economics.

### GAINES' NFL STATISTICS

Year	Team	G-S	TACKLES			SACKS		INTERCEPTIONS					FUMBLES		
			Solos	Asst.	Total	No.	Yds.	No.	Yds.	LG	TDs	PDs	FF	FR	Yds.
2014	Kansas City	3-0	0	0	0	0.0	0.0	0	0	0	0	0	0	0	0
<b>Totals</b>		<b>3-0</b>	<b>0</b>	<b>0</b>	<b>0</b>	<b>0.0</b>	<b>0.0</b>	<b>0</b>	<b>0</b>	<b>0</b>	<b>0</b>	<b>0</b>	<b>0</b>	<b>0</b>	<b>0</b>

**Additional Stats:** Has two special teams tackles.

### GAINES' GAME-BY-GAME STATISTICS

**2014**

**CHIEFS**

Date	Opp.	Tkl	Ast	Tot	TFL	Sck	INT	FR	FF	PR	PD
9/7	TENNESSEE	0	0	0	0	0.0	0-0	0	0	0	0
9/14	@ Denver	0	0	0	0	0.0	0-0	0	0	0	0
9/21	@ Miami	0	0	0	0	0.0	0-0	0	0	0	0
<b>TOTALS</b>		<b>0</b>	<b>0</b>	<b>0</b>	<b>0</b>	<b>0.0</b>	<b>0-0</b>	<b>0</b>	<b>0</b>	<b>0</b>	<b>0</b>



**CYRUS  
GRAY**  
RUNNING BACK



5-10 • 206 • Born: 11/18/89  
DeSoto, Texas • NFL Exp: 3 (3rd with Chiefs)  
GP/GS (Playoffs): 29/0 (1/0)  
Acq: D6-12 • Texas A&M

**PRO CAREER:**

- Third-year running back joined Kansas City as its sixth-round selection (182nd overall) in the 2012 NFL Draft.
- Has appeared in 29 games, mostly as a core special teams player.
- Has seen action in one postseason contest.
- Has also served as the team's Wildcat quarterback.
- Saw his initial NFL action on special teams at New Orleans (9/23/12).

**TRANSACTIONS:** Signed with Kansas City (5/11/12) ... Originally entered the NFL as the Chiefs sixth-round pick (182nd overall) of the 2012 NFL Draft.

**2014:** Played in three games, recording eight rushes for 31 yards (3.9 avg.) and one TD ... Scored his first career rushing TD at Miami (9/21) on a six-yard run.

**2013:** Appeared in 16 games on special teams and 12 games on offense, recording nine carries for 24 yards (2.7 avg.), seven receptions for 46 yards (6.6 avg.), five special teams tackles (four solo) and one special teams fumble recovery ... Appeared as a reserve running and on special teams in one postseason contest.

**2012:** Played in 10 games on special teams and four on offense, recording seven rushes for 44 yards (6.3 avg.), two receptions for 18 yards and three special teams tackles ... Was inactive for six contests.

**COLLEGE:** Played in 11 games (five starts) as a senior in 2011 ... Led the team in rushing with 1,045 yards on 198 carries (5.3 avg.) with 12 TDs ... Finished fourth on the squad with 31 receptions for 239 yards (7.7 avg.) and three TDs ... Named second-team All-Big 12 Conference, ranking fourth in the league with an average of 127.3 all-purpose yards per game, and fourth with a rushing average of 95.0 yards per contest ... Played in 13 games (seven starts) as a junior in 2010, earning All-Big 12 Conference honorable mention accolades and led the team with 200 carries for 1,133 yards (5.7 avg.) with 12 scores ... Had a career-high 34

receptions for 251 yards (7.4 avg.) and a TD ... Completed his first collegiate pass attempt for a 14-yard touchdown vs. LSU in the Cotton Bowl ... Ranked fifth in the league with a 24.8-yard average on 17 kickoff returns totaling 422 yards ... Recorded two solo tackles ... Played in 13 games (nine starts) as a sophomore in 2009 ... Finished second on the team with 757 yards and five touchdowns on 159 carries (4.8 avg.) ... Snagged 28 passes for 226 yards (8.1 avg.) and two scores ... Logged 642 kickoff return yards on 27 carries (23.8 avg.) including a 99-yard touchdown return ... Helped the team rank fifth in the nation in total offense (465.8 avg.), as he piled up 1,625 all-purpose yards (125.0 avg.) ... Received All-Big 12 Conference honorable mention honors Appeared in 12 games (eight starts) as a freshman in 2008, earning second-team All-Big 12 Conference honors from the San Antonio Express-News ... Played running back, slot receiver and quarterback ... Carried the ball 75 times for 363 yards (4.8 avg.) and had 10 receptions for 60 yards (6.0 avg.) ... Set a Texas A&M record with 1,169 kickoff return yards on 49 attempts (23.9 avg.), including a 98-yard return for a touchdown ... Led the team and set a school freshman record with 1,592 all-purpose yards ... Majored in Agriculture Leadership and Development.

**PERSONAL:**

- Prepped at DeSoto (Texas) High School, earning honorable mention Class 5A All-State quarterback by the Associated Press and the Texas Sports Writer's Association in 2007, rushing for 1,975 yards and 28 touchdowns.
- Named to The Dallas Morning News first-team all-area unit.
- Member of Dave Campbell's Texas Football Super Team.
- Named to the Texas Sports Writer's Association All-State second team as a kick returner and third team as a running back in 2006.
- Ran for 1,482 yards and 31 touchdowns while also hauling in 38 passes for 436 yards and two more scores as a junior.



### GRAY'S NFL STATISTICS

Year	Team	G-S	RUSHING					RECEIVING				
			No.	Yds.	Avg.	LG	TD	No.	Yds.	Avg.	LG	TD
2012	Kansas City	10-0	7	44	6.3	15	0	2	18	9.0	12	0
2013	Kansas City	16-0	9	24	2.7	9	0	7	46	6.6	18	0
2014	Kansas City	3-0	8	31	3.9	6	1	0	0	0.0	--	0
<b>Totals</b>		<b>29-0</b>	<b>24</b>	<b>99</b>	<b>4.1</b>	<b>15</b>	<b>1</b>	<b>9</b>	<b>64</b>	<b>7.1</b>	<b>18</b>	<b>0</b>

**Additional Stats:** Has seven special teams tackles (six solo) — four in 2013 and three in 2012. Tallied a special teams fumble recovery at Philadelphia (9/19/13).

Year	Team	PUNT RETURNS						KICKOFF RETURNS				
		No.	FC	Yds.	Avg.	LG	TD	No.	Yds.	Avg.	LG	TD
2012	Kansas City	0	0	0	0.0	--	0	1	33	33.0	33	0
2013	Kansas City	0	0	0	0.0	--	0	0	0	0.0	--	0
2014	Kansas City	0	0	0	0.0	--	0	1	0	0.0	0	0
Totals		0	0	0	0.0	--	0	2	33	16.5	33	0

### POSTSEASON

Year	Team	G-S	RUSHING					RECEIVING				
			No.	Yds.	Avg.	LG	TD	No.	Yds.	Avg.	LG	TD
2013	Kansas City	1-0	2	5	2.5	3	0	0	0	0.0	--	0
<b>Totals</b>		<b>1-0</b>	<b>2</b>	<b>5</b>	<b>2.5</b>	<b>3</b>	<b>0</b>	<b>0</b>	<b>0</b>	<b>0.0</b>	<b>--</b>	<b>0</b>

### GRAY'S GAME-BY-GAME STATISTICS

#### 2014

#### CHIEFS

Date	Opp.	RUSHING					RECEIVING				
		No.	Yds.	Avg.	LG	TD	No.	Yds.	Avg.	LG	TD
9/7	TENNESSEE	2	5	2.5	4	0	0	0	0.0	--	0
9/14	@ Denver	2	8	4.0	6	0	0	0	0.0	--	0
9/21	@ Miami	4	18	4.5	6t	1	0	0	0.0	--	0
<b>TOTALS</b>		<b>8</b>	<b>31</b>	<b>3.9</b>	<b>6t</b>	<b>1</b>	<b>0</b>	<b>0</b>	<b>0.0</b>	<b>--</b>	<b>0</b>

#### 2013


#### CHIEFS

Date	Opp.	RUSHING					RECEIVING				
		No.	Yds.	Avg.	LG	TD	No.	Yds.	Avg.	LG	TD
9/8	@ Jacksonville	2	8	4.0	9	0	1	6	0.0	6	0
9/15	DALLAS	0	0	0.0	--	0	0	0	0.0	--	0
9/19	@ Philadelphia	0	0	0.0	--	0	0	0	0.0	--	0
9/29	N.Y. GIANTS	0	0	0.0	--	0	0	0	0.0	--	0
10/6	@ Tennessee	0	0	0.0	--	0	0	0	0.0	--	0
10/13	OAKLAND	0	0	0.0	--	0	0	0	0.0	--	0
10/20	HOUSTON	1	3	3.0	3	0	0	0	0.0	--	0
10/27	CLEVELAND	0	0	0.0	--	0	0	0	0.0	--	0
11/3	@ Buffalo	0	0	0.0	--	0	0	0	0.0	--	0
11/17	@ Denver	0	0	0.0	--	0	0	0	0.0	--	0
11/24	SAN DIEGO	0	0	0.0	--	0	0	0	0.0	--	0
12/1	DENVER	0	0	0.0	--	0	1	8	8.0	8	0
12/8	@ Washington	3	8	2.7	3	0	0	0	0.0	--	0
12/15	@ Oakland	1	3	3.0	3	0	1	18	18.0	18	0
12/22	INDIANAPOLIS	0	0	0.0	--	0	1	7	7.0	7	0
12/29	@ San Diego	2	2	1.0	3	0	3	7	2.3	6	0
<b>TOTALS</b>		<b>9</b>	<b>24</b>	<b>2.7</b>	<b>9</b>	<b>0</b>	<b>7</b>	<b>46</b>	<b>6.6</b>	<b>18</b>	<b>0</b>
1/4/14	@ Indianapolis	2	5	2.5	3	0	0	0	0.0	--	0
<b>TOTALS</b>		<b>2</b>	<b>5</b>	<b>2.5</b>	<b>3</b>	<b>0</b>	<b>0</b>	<b>0</b>	<b>0.0</b>	<b>--</b>	<b>0</b>

# GRAY'S GAME-BY-GAME STATISTICS



**2012  
CHIEFS**

Date	Opp.	RUSHING					RECEIVING				
		No.	Yds.	Avg.	LG	TD	No.	Yds.	Avg.	LG	TD
9/9	ATLANTA					<i>Inactive</i>					
9/16	@ Buffalo					<i>Inactive</i>					
9/23	@ New Orleans	0	0	0.0	--	0	0	0	0.0	--	0
9/30	SAN DIEGO	1	15	15.0	15	0	0	0	0.0	--	0
10/7	BALTIMORE	4	20	5.0	11	0	1	12	12.0	12	0
10/14	@ Tampa Bay	0	0	0.0	--	0	0	0	0.0	--	0
10/28	OAKLAND	0	0	0.0	--	0	0	0	0.0	--	0
11/1	@ San Diego	0	0	0.0	--	0	0	0	0.0	--	0
11/12	@ Pittsburgh					<i>Inactive</i>					
11/18	CINCINNATI					<i>Inactive</i>					
11/25	DENVER					<i>Inactive</i>					
12/2	CAROLINA	0	0	0.0	--	0	1	6	6.0	6	0
12/9	@ Cleveland	0	0	0.0	--	0	0	0	0.0	--	0
12/16	@ Oakland					<i>Inactive/Shoulder, Neck</i>					
12/23	INDIANAPOLIS	0	0	0.0	--	0	0	0	3.0	--	0
12/30	@ Denver	2	9	4.5	6	0	0	0	0.0	--	0
<b>TOTALS</b>		<b>7</b>	<b>44</b>	<b>6.3</b>	<b>15</b>	<b>0</b>	<b>2</b>	<b>18</b>	<b>9.0</b>	<b>12</b>	<b>0</b>




# TAMBA HALI

LINEBACKER

6-3 • 275 • Born: 11/3/83  
 Teaneck, N.J. • NFL Exp: 9 (9th with Chiefs)  
 GP/GS (Playoffs): 128/128 (3/3)  
 Acq: D1-06 • Penn State



## PRO CAREER:

- Outside linebacker has spent his entire nine-season career with Kansas City.
- Originally joined the Chiefs as the club's first-round pick (20th overall) in 2006.
- Spent his first three seasons as a defensive end before moving to an outside linebacker post in Kansas City's 3-4 defensive alignment in 2009.
- Has missed only two games since joining the club, starting 128 regular season contests (80 games at outside linebacker and 48 contests at defensive end).
- Has recorded 29 career forced fumbles tying for second in team history with DE Neil Smith (29) behind LB Derrick Thomas (45).
- Owns 75.5 sacks to rank third in team history behind Thomas (126.5) and Smith (86.5).
- Earned three-consecutive Pro Bowl selections from 2011-13.
- Was the recipient of the Chiefs prestigious Mack Lee Hill Award in 2006, an honor bestowed on Kansas City's top rookie or first-year player.
- Escaped from the war-torn African nation of Liberia when he was 10 years old, joining his father Henry, who was a chemistry and physics teacher in the United States.
- Led the AFC and finished second in the NFL with 14.5 sacks in 2010.
- With 11.0 sacks in 2013, became just the third player in franchise history to record at least three seasons with double-digit sack totals, joining LB Derrick Thomas (seven) and DE Neil Smith (four).
- Has started 128 career regular season contests, owning 487 tackles (377 solo), 75.5 sacks (-486.0 yards), 29 forced fumbles, six fumble recoveries, including one for a touchdown, 119 QB pressures, two interceptions, including one for a touchdown and 15 passes defended.
- Has also started two playoff games, recording 13 tackles (10 solo), 2.0 sacks (-8.0 yards), two QB pressures, one forced fumble, one fumble recovery and one pass defended.

**TRANSACTIONS:** Signed with Kansas City (8/4/11) ... Signed with Kansas City (7/28/06) ... Originally entered the NFL as the Chiefs first-round pick (20th overall) in the 2006 NFL Draft.

**2014:** Started three games at right outside linebacker recording 11 tackles (10 solo) and 2.0 sacks (-13.0 yards) including one quarterback pressure and three for loss.

**2013:** Started 15 games at right outside linebacker, posting 46 tackles (39 solo), including 11

for loss, 11.0 sacks (-78.5 yards), 12 QB pressures, one interception for a 10-yard touchdown, four forced fumbles, two fumble recoveries, including one for an 11-yard touchdown and one pass defended and was inactive in one contest with a knee injury ... Started one postseasons game, posting a solo tackle, a QB pressure and a forced fumble.

**2012:** Started 15 contests at left outside linebacker, recording 51 tackles (43 solo), including 13 for loss, 9.0 sacks (-57.0 yards), one forced fumble, 14 QB pressures and two passes defended ... Was on the NFL Reserve/Suspended List for one contest.

**2011:** Started 16 games at right outside linebacker ... Was named to his first Pro Bowl, joining with LB Derrick Johnson to become the first pair of linebackers in team history selected to the Pro Bowl in the same season since LBs Bobby Bell and Willie Lanier following the '72 season ... Recorded a career-best 83 tackles (68 solo), including 12.0 for loss and 12.0 sacks (-80.0 yards) ... His 12.0 sacks were second in the AFC and eighth in the NFL ... Also had a career-high 32 QB pressures and four forced fumbles ... Posted a career-high seven QB pressures at Oakland (10/23) ... Tied a career high with 3.0 sacks (-13.0 yards) vs. Green Bay (12/18). Also forced a Rodgers fumble and registered two QB pressures.

**2010:** Started 16 games at ROLB ... Was selected to the Pro Bowl as an injury replacement, but did not attend ... Had 50 tackles (31 solo), 6.5 tackles for loss, a career-high 14.5 sacks (-91.5 yards) and a team-high 19 QB pressures ... Also had four forced fumbles, two fumble recoveries and two passes defended ... Led the AFC and was second in the NFL with 14.5 sacks ... His four forced fumbles tied for fourth in the AFC and tied for ninth in the NFL ... Tied a career high with 3.0 sacks (-15.0 yards) vs. San Francisco (9/26) to earn AFC Defensive Player of the Week accolades. Also forced a fumble and had three QB pressures ... Recorded eight tackles, 2.0 sacks, two QB pressures and one pass defended in an AFC Wild Card Game vs. Baltimore (1/9/11). Also forced and recovered a fumble. His 2.0 sacks tied for the second-highest postseason game total in team history. Became the first member of the Chiefs to produce a sack and a fumble recovery in the same playoff game since DE Neil Smith at San Diego (1/2/93).

**2009:** Started 16 games at ROLB ... Had 66 tackles (35 solo) with 2.0 for loss, 15 QB pressures and a team-high four forced fumbles ... Named to the *USA Today* All-Joe Team ... His 8.5 sacks

tackles (five solo) and established a career high with 3.0 sacks (-12.0 yards) vs. Denver (12/6). Tied a career high with two forced fumbles, giving him 15 career forced fumbles for the third-highest total in Chiefs history.

**2008:** Started 15 games, opening the season's first six contests at right defensive end before starting nine of the season's final 10 games at left defensive end ... Was inactive for one contest ... Totaled 55 tackles (44 solo), 3.0 sacks (-23.0 yards), eight QB pressures, three forced fumbles, one fumble recovery and one pass defended ... Was inactive vs. New Orleans (11/16) with an ankle injury, snapping a streak of 41 consecutive starts.

**2007:** Started 16 games at left defensive end ... Recorded 60 tackles (52 solo) with 3.0 for loss, 7.5 sacks (-50.0 yards) and 12 QB pressures ... Also had three passes defended and two forced fumbles ... Amassed 10 tackles and 1.0 sack at the New York Jets (12/30).

**2006:** Started 16 games at left defensive end ... Had 65 tackles (55 solo), 1.0 tackle for loss, four QB pressures, an INT, three passes defended, six forced fumbles and a fumble recovery ... Recorded a team-high 8.0 sacks (-48.0 yards) ... Named the club's Mack Lee Hill Award winner ... Became the first rookie DE in Chiefs history to start every game since DEs Art Still and Sylvester Hicks both accomplished the feat in '78 ... His 8.0 sacks were the third-highest total by a rookie in Chiefs history and ranked fourth among NFL rookies ... Was third in the NFL with a team-high six forced fumbles ... His six forced fumbles were the most by a rookie in Chiefs history and tied for the third-highest single-season total in Chiefs history ... Amassed a career-high 10 tackles and forced two fumbles at Pittsburgh (10/15) ... Registered first career interception at San Diego (12/17) ... Started in an AFC Wild Card Game at Indianapolis (1/6/09), recorded five tackles (four solo).

**COLLEGE:** Saw duty in 47 games (34 starts) at Penn State ... Recorded 179 tackles (84 solo), 36.0 stops for loss and 14.0 sacks (-87.0 yards) ... Also had three QB pressures, six passes defended, one fumble recovery, two forced fumbles and an interception for five yards ... Opened all 12 games at defensive end as a senior in 2005 ... Totaled 65 tackles (27 solo), 17.0 tackles for loss and a team-high 11.0 sacks (-79.0 yards) ... Also had two QB pressures, four passes defended and a forced fumble ... Was a consensus All-America selection and was named first-team All-Big Ten ... Named the Big Ten Defensive Lineman of the Year ... His 11.0 sacks led the conference and ranked eighth in the NCAA ... Recorded nine tackles and tied a school single-game record with 4.0 sacks vs. Wisconsin ... Started all 11 games at defensive end as a junior in 2004 ... Totaled 51 tackles (29 solo), 12.0 stops for loss and 2.0 sacks (-17.0 yards) ... Earned second-team All-Big Ten honors

... Appeared in 12 games, starting 11 games at defensive tackle in 2003 as a sophomore ... Tallied 53 tackles (23 solo), including 6.0 tackles for loss, a sack, a fumble recovery and one pass defended ... Played in 12 games, recording 10 tackles (five solo) in 2002 ... Graduated with a degree in Journalism.

#### **PERSONAL:**

- Was a nominee for the 2001 New Jersey Gatorade Player of the Year for Teaneck High School in Teaneck, N.J.
- Collected 64 solo tackles, including 23.0 stops for loss and 8.0 sacks as a senior.
- Recorded 45 solo tackles, 24.0 stops for loss and 12.0 sacks his junior campaign.
- Also played basketball during prep career.
- Spends much of his free time writing and recording music and has a recording studio in his basement.
- Grew up playing street soccer in Liberia.
- Has a daughter, Sia.

## HALI'S NFL STATISTICS

Year	Team	G-S	TACKLES			SACKS		INTS			FUMBLES			QB Press.
			Solos	Asst.	Total	No.	Yds.	No.	Yds.	PDs	FF	FR	Yds.	
2006	Kansas City	16-16	55	10	65	8.0	48.0	1	-9	4	6	1	0	4
2007	Kansas City	16-16	52	8	60	7.5	50.0	0	0	2	2	0	0	12
2008	Kansas City	15-15	44	11	55	3.0	23.0	0	0	2	3	1	0	5
2009	Kansas City	16-16	35	31	66	8.5	45.5	0	0	1	4	0	0	14
2010	Kansas City	16-16	31	19	50	14.5	91.5	0	0	3	4	2	0	19
2011	Kansas City	16-16	68	15	83	12.0	80.0	0	0	0	4	0	0	32
2012	Kansas City	15-15	43	8	51	9.0	57.0	0	0	2	1	0	0	15
2013	Kansas City	15-15	39	7	46	11.0	78.5	1	-10	1	4	2	11	15
2014	Kansas City	3-3	10	1	11	2.0	13.0	0	0	0	1	0	0	1
<b>Totals</b>		<b>128-128</b>	<b>377</b>	<b>110</b>	<b>487</b>	<b>75.5</b>	<b>486.0</b>	<b>2</b>	<b>-19</b>	<b>15</b>	<b>29</b>	<b>6</b>	<b>11</b>	<b>117</b>

### POSTSEASON

Year	Team	G-S	TACKLES			SACKS		INTS			FUMBLES			QB Press.
			Solos	Asst.	Total	No.	Yds.	No.	Yds.	PDs	FF	FR	Yds.	
2006	Kansas City	1-1	4	1	5	0.0	0.0	0	0	0	0	0	0	0
2010	Kansas City	1-1	6	2	8	2.0	8.0	0	0	1	1	1	0	2
2013	Kansas City	1-1	1	0	1	0.0	0.0	0	0	0	1	0	0	1
<b>Totals</b>		<b>3-3</b>	<b>11</b>	<b>3</b>	<b>14</b>	<b>2.0</b>	<b>8.0</b>	<b>0</b>	<b>0</b>	<b>1</b>	<b>2</b>	<b>1</b>	<b>0</b>	<b>3</b>

### SINGLE-GAME CAREER HIGHS

**Tackles:** 10 (nine solo) at Pittsburgh (10/15/06)  
 (nine solo) at N.Y. Jets (12/30/07)  
 (five solo) vs. Denver (12/6/09)

**Sacks:** 3.0 vs. Denver (12/6/09)  
 vs. San Francisco (9/26/10)  
 vs. Green Bay (12/18/11)

**QB Pressures:** 7 at Oakland (10/23/11)

**Interceptions:** 1 at San Diego (12/17/06)

**Forced Fumbles:** 2 at Pittsburgh (10/15/06)  
 vs. San Diego (12/14/08)  
 vs. Denver (12/6/09)

**Fumble Recoveries:** 1 vs. San Diego (10/22/06)  
 vs. San Diego (12/14/08)  
 at Seattle (11/28/10)  
 vs. Denver (12/5/10)

**Streaks and Milestones:** Is tied for second in Chiefs history alongside DE Neil Smith with 29 career forced fumbles, trailing only LB Derrick Thomas (45). Has 75.5 career sacks to rank third in team history, trailing LB Derrick Thomas (126.5) and DE Neil Smith (86.5).

### HALI'S FORCED FUMBLES (29)

Date	Opponent	Player	Result
10/1/06	San Francisco	QB Alex Smith	W 41-0
10/8/06	@ Arizona	TE Adam Bergen	W 23-20
10/15/06	@ Pittsburgh	RB Willie Parker	L 7-45
		RB Willie Parker	
11/23/06	Denver	QB Jake Plummer	W 19-10
12/23/06	@ Oakland	QB Andrew Walter	W 20-9
11/4/07	Green Bay	QB Brett Favre	L 22-33
11/18/07	@ Indianapolis	QB Peyton Manning	L 10-13
11/2/08	Tampa Bay	RB Earnest Graham	L 27-30 OT
12/14/08	San Diego	QB Philip Rivers	L 21-22
		QB Philip Rivers	
9/13/09	@ Baltimore	QB Joe Flacco	L 24-38
10/4/09	N.Y. Giants	QB Eli Manning	L 16-27
12/6/09	Denver	QB Kyle Orton	L 13-44
		QB Kyle Orton	
9/26/10	San Francisco	QB Alex Smith	W 31-10
10/10/10	@ Indianapolis	QB Peyton Manning	L 9-19
12/5/10	Denver	QB Kyle Orton	W 10-6
12/12/10	@ San Diego	QB Philip Rivers	L 0-31
10/31/11	San Diego	QB Philip Rivers	W 23-20 OT
11/27/11	Pittsburgh	RB Mewelde Moore	L 9-13
12/11/11	@ N.Y. Jets	QB Mark Sanchez	L 10-37
12/18/11	Green Bay	QB Aaron Rodgers	W 19-14
10/14/12	@ Tampa Bay	QB Josh Freeman	L 10-38
9/29/13	N.Y. Giants	QB Eli Manning	W 31-7
10/6/13	@ Tennessee	QB Ryan Fitzpatrick	W 26-17
10/20/13	Houston	QB Case Keenum	W 17-16
		QB Case Keenum	
9/21/14	@ Miami	QB Ryan Tannehill	W, 34-15

### HALI'S SACK VICTIMS

Regular Season By Quarterback				Regular Season By Team			
Philip Rivers	10.5	Tom Brady	1.0	San Diego	10.5	Tennessee	2.5
Kyle Orton	6.0	Kellen Clemens	1.0	Denver	9.5	Cleveland	2.0
Alex Smith	4.5	Kerry Collins	1.0	Oakland	8.5	Jacksonville	2.0
Jason Campbell	3.5	Daunte Culpepper	1.0	San Francisco	4.5	Cincinnati	1.5
Ryan Fitzpatrick	4.5	Andy Dalton	1.0	Minnesota	4.0	Arizona	1.0
Joe Flacco	3.0	Josh Freeman	1.0	Buffalo	3.5	Chicago	1.0
Eli Manning	3.0	David Garrard	1.0	Green Bay	3.5	Miami	1.0
Aaron Rodgers	3.0	Caleb Hanie	1.0	Baltimore	3.0	New England	1.0
Peyton Manning	3.0	Matt Leinart	1.0	Indianapolis	3.0	Philadelphia	1.0
Terrelle Pryor	2.5	Andrew Luck	1.0	N.Y. Giants	3.0	Tampa Bay	1.0
Case Keenum	2.5	Brandon Marshall	1.0	N.Y. Jets	3.0		
Robert Griffin III	2.0	Mark Sanchez	1.0	Washington	3.0		
Kelly Holcomb	2.0	Ryan Tannehill	1.0	Houston	2.5		
Donovan McNabb	2.0	Michael Vick	1.0				
Brandon Weeden	2.0	Andrew Walter	1.0				
Brett Favre	1.5	Carson Palmer	0.5				
Jake Plummer	1.5	JaMarcus Russell	0.5				
Kyle Boller	1.0	Vince Young	0.5				
Todd Bouman	1.0						



### HALI'S MULTI-SACK GAMES (18)

No.	Yards	Quarterback	Opponent (Date)	Result
3.0	-12.0	Kyle Orton	vs. Denver (12/6/09)	L 13-44
3.0	-15.0	Alex Smith	vs. San Francisco (9/26/10)	W 31-10
3.0	-13.0	Aaron Rodgers	vs. Green Bay (12/18/11)	W 19-14
2.5	-13.5	Kyle Boller/Jason Campbell	vs. Oakland (1/2/11)	L 10-31
2.5	-26.5	Terrelle Pryor	vs. Oakland (10/13/13)	W 24-7
2.5	-29.0	Case Keenum	vs. Houston (10/20/13)	W 17-16
2.0	-15.0	Kelly Holcomb	vs. Minnesota (9/23/07)	W 13-10
2.0	-18.0	Philip Rivers	vs. San Diego (12/14/08)	L 21-22
2.0	-14.0	Kyle Orton	vs. Denver (12/5/10)	W 10-6
2.0	-12.0	Donovan McNabb	vs. Minnesota (10/2/11)	W 22-17
2.0	-17.0	Philip Rivers	vs. San Diego (10/31/11)	W 23-20 OT
2.0	-9.0	Joe Flacco	vs. Baltimore (10/7/12)	L 6-9
2.0	-13.0	Brandon Weeden	at Cleveland (12/9/12)	L 7-30
2.0	-9.0	Eli Manning	vs. N.Y. Giants (9/29/13)	W 31-7
2.0	-7.0	Robert Griffin III	at Washington (12/8/13)	W 45-10
1.5	-7.5	Alex Smith	vs. San Francisco (10/1/06)	W 41-0
1.5	-6.5	Jake Plummer	vs. Denver (11/23/06)	W 19-10
1.5	-16.5	Ryan Fitzpatrick	vs. Buffalo (10/31/10)	W 13-10 OT

### HALI'S GAME-BY-GAME STATISTICS

#### 2014 CHIEFS

Date	Opp.	Tkl	Ast	Tot	TFL	Sck	INT	FR	FF	PR	PD
9/7	TENNESSEE	2	0	2	0	0.0	0	0	0	0	0
9/14	@ Denver	4	0	4	0	1.0	0	0	0	1	0
9/21	@ Miami	4	1	5	1	1.0	0	0	1	0	0
<b>TOTALS</b>		<b>10</b>	<b>1</b>	<b>11</b>	<b>1</b>	<b>2.0</b>	<b>0</b>	<b>0</b>	<b>1</b>	<b>1</b>	<b>0</b>

# HALI'S GAME-BY-GAME STATISTICS

2013

CHIEFS

Date	Opp.	Tkl	Ast	Tot	TFL	Sck	INT	FR	FF	PR	PD
9/8	@ Jacksonville	2	0	2	0	0.0	1-10t	0	0	1	1
9/15	DALLAS	3	0	3	0	0.0	0-0	0	0	1	0
9/19	@ Philadelphia	3	0	3	1	1.0	0-0	0	0	1	0
9/29	N.Y. GIANTS	4	0	4	1	2.0	0-0	0	1	1	0
10/6	@ Tennessee	1	0	1	0	1.0	0-0	0	1	1	0
10/13	OAKLAND	3	1	4	3	2.5	0-0	0	0	4	0
10/20	HOUSTON	6	1	7	1	2.5	0-0	0	2	3	0
10/27	CLEVELAND	2	0	2	0	0.0	0-0	0	0	1	0
11/3	@ Buffalo	2	2	4	0	0.0	0-0	1	0	0	0
11/17	@ Denver	3	1	4	1	0.0	0-0	0	0	0	0
11/24	SAN DIEGO	0	1	1	0	0.0	0-0	0	0	0	0
12/1	DENVER	2	0	2	1	0.0	0-0	0	0	0	0
12/8	@ Washington	5	1	6	3	2.0	0-0	0	0	2	0
12/15	@ Oakland	1	0	1	0	0.0	0-0	1	0	0	0
12/22	INDIANAPOLIS	2	0	2	0	0.0	0-0	0	0	0	0
12/29	@ San Diego	<i>Inactive/Knee</i>									
<b>TOTALS</b>		<b>39</b>	<b>7</b>	<b>46</b>	<b>11</b>	<b>11.0</b>	<b>1-10t</b>	<b>2</b>	<b>4</b>	<b>15</b>	<b>1</b>
1/4/14	@ Indianapolis	1	0	1	0	0.0	0-0	0	1	1	0
<b>PLAYOFF TOTALS</b>		<b>1</b>	<b>0</b>	<b>1</b>	<b>0</b>	<b>0.0</b>	<b>0-0</b>	<b>0</b>	<b>1</b>	<b>1</b>	<b>0</b>

2012

CHIEFS

Date	Opp.	Tkl	Ast	Tot	TFL	Sck	INT	FR	FF	PR	PD
9/9	ATLANTA	<i>NFL Reserve/Suspended List</i>									
9/16	@ Buffalo	3	1	4	1	0.0	0-0	0	0	0	0
9/23	@ New Orleans	0	0	0	0	0.0	0-0	0	0	0	0
9/30	SAN DIEGO	5	0	5	2	1.0	0-0	0	0	1	0
10/7	BALTIMORE	6	0	6	2	2.0	0-0	0	0	3	0
10/14	@ Tampa Bay	2	0	2	0	1.0	0-0	0	1	1	0
10/28	OAKLAND	2	0	2	0	0.0	0-0	0	0	1	0
11/1	@ San Diego	6	3	9	1	1.0	0-0	0	0	1	0
11/12	@ Pittsburgh	1	1	2	0	0.0	0-0	0	0	1	1
11/18	CINCINNATI	4	1	5	2	1.0	0-0	0	0	1	0
11/25	DENVER	3	0	3	0	0.0	0-0	0	0	0	0
12/2	CAROLINA	3	0	3	1	0.0	0-0	0	0	2	0
12/9	@ Cleveland	2	2	4	2	2.0	0-0	0	0	2	1
12/16	@ Oakland	2	0	2	1	0.0	0-0	0	0	0	0
12/23	INDIANAPOLIS	2	0	2	1	1.0	0-0	0	0	1	0
12/30	@ Denver	2	0	2	0	0.0	0-0	0	0	1	0
<b>TOTALS</b>		<b>43</b>	<b>8</b>	<b>51</b>	<b>13</b>	<b>9.0</b>	<b>0-0</b>	<b>0</b>	<b>1</b>	<b>15</b>	<b>2</b>

# HALI'S GAME-BY-GAME STATISTICS

2011

## CHIEFS

Date	Opp.	Tkl	Ast	Tot	TFL	Sck	INT	FR	FF	PR	PD
9/11	BUFFALO	8	0	8	2	1.0	0-0	0	0	0	0
9/18	@ Detroit	3	3	6	0	0.0	0-0	0	0	5	0
9/25	@ San Diego	6	1	7	1	1.0	0-0	0	0	2	0
10/2	MINNESOTA	8	1	9	2	2.0	0-0	0	0	4	0
10/9	@ Indianapolis	3	3	6	1	0.0	0-0	0	0	0	0
10/23	@ Oakland	1	2	3	0	0.0	0-0	0	0	7	0
10/31	SAN DIEGO	4	0	4	1	2.0	0-0	0	1	0	0
11/6	MIAMI	1	1	2	0	0.0	0-0	0	0	1	0
11/13	DENVER	4	2	6	1	0.0	0-0	0	0	0	0
11/21	@ New England	4	0	4	1	1.0	0-0	0	0	2	0
11/27	PITTSBURGH	1	1	2	0	0.0	0-0	0	1	2	0
12/4	@ Chicago	2	0	2	1	1.0	0-0	0	0	2	0
12/11	@ N.Y. Jets	6	1	7	0	1.0	0-0	0	1	1	0
12/18	GREEN BAY	5	0	5	1	3.0	0-0	0	1	2	0
12/24	OAKLAND	8	0	8	1	0.0	0-0	0	0	3	0
1/1/12	@ Denver	4	0	4	0	0.0	0-0	0	0	1	0
<b>TOTALS</b>		<b>68</b>	<b>15</b>	<b>83</b>	<b>12</b>	<b>12.0</b>	<b>0-0</b>	<b>0</b>	<b>4</b>	<b>32</b>	<b>0</b>

2010

## CHIEFS

Date	Opp.	Tkl	Ast	Tot	TFL	Sck	INT	FR	FF	PR	PD
9/13	SAN DIEGO	2	2	4	1.5	0.5	0-0	0	0	1	0
9/19	@ Cleveland	0	0	0	0	0.0	0-0	0	0	0	0
9/26	SAN FRANCISCO	1	1	2	0	3.0	0-0	0	1	3	0
10/10	@ Indianapolis	6	0	6	1	1.0	0-0	0	1	3	0
10/17	@ Houston	0	0	0	0	0.0	0-0	0	0	2	0
10/24	JACKSONVILLE	2	1	3	1	1.0	0-0	0	0	2	0
10/31	BUFFALO	2	2	4	1	1.5	0-0	0	0	0	1
11/7	@ Oakland	2	2	4	0	1.0	0-0	0	0	2	0
11/14	@ Denver	1	2	3	0	0.0	0-0	0	0	0	0
11/21	ARIZONA	1	0	1	0	0.0	0-0	0	0	1	0
11/28	@ Seattle	1	3	4	0	0.0	0-0	1	0	0	0
12/5	DENVER	1	2	3	0	2.0	0-0	1	1	0	0
12/12	@ San Diego	5	1	6	1	1.0	0-0	0	1	1	0
12/19	@ St. Louis	0	1	1	0	0.0	0-0	0	0	4	1
12/26	TENNESSEE	2	1	3	0	1.0	0-0	0	0	0	0
1/2/11	OAKLAND	5	1	6	1	2.5	0-0	0	0	0	0
<b>TOTALS</b>		<b>31</b>	<b>19</b>	<b>50</b>	<b>6.5</b>	<b>14.5</b>	<b>0-0</b>	<b>2</b>	<b>4</b>	<b>19</b>	<b>2</b>

1/9/11 BALTIMORE

6 2 8 0 2.0 0-0 1 1 2 1

**PLAYOFF TOTALS** 6 2 8 0 2.0 0-0 1 1 2 1

2009

## CHIEFS

Date	Opp.	Tkl	Ast	Tot	TFL	Sck	INT	FR	FF	PR	PD
9/13	@ Baltimore	1	3	4	0	1.0	0-0	0	1	0	0
9/20	OAKLAND	1	0	1	0	0.0	0-0	0	0	1	0
9/27	@ Philadelphia	1	0	1	0	0.0	0-0	0	0	0	0
10/4	N.Y. GIANTS	4	3	7	0	1.0	0-0	0	1	1	0
10/11	DALLAS	0	1	1	0	0.0	0-0	0	0	0	0
10/18	@ Washington	1	1	2	0	1.0	0-0	0	0	1	0
10/25	SAN DIEGO	2	2	4	0	0.0	0-0	0	0	1	0
11/8	@ Jacksonville	2	1	3	1	0.0	0-0	0	0	2	0
11/15	@ Oakland	2	2	4	0	0.5	0-0	0	0	0	0
11/22	PITTSBURGH	4	2	6	1	0.0	0-0	0	0	1	0
11/29	@ San Diego	4	3	7	0	0.0	0-0	0	0	2	0
12/6	DENVER	5	5	10	0	3.0	0-0	0	2	0	0
12/13	BUFFALO	1	3	4	0	1.0	0-0	0	0	1	0
12/20	CLEVELAND	2	1	3	0	0.0	0-0	0	0	0	0
12/27	@ Cincinnati	4	2	6	0	0.0	0-0	0	0	2	0
1/3/10	@ Denver	1	2	3	0	1.0	0-0	0	0	2	0
<b>TOTALS</b>		<b>35</b>	<b>31</b>	<b>66</b>	<b>2</b>	<b>8.5</b>	<b>0-0</b>	<b>0</b>	<b>4</b>	<b>14</b>	<b>0</b>

# HALI'S GAME-BY-GAME STATISTICS

## 2008 CHIEFS

Date	Opp.	Tkl	Ast	Tot	TFL	Sck	INT	FR	FF	PR	PD
9/7	@ New England	4	0	4	0	0.0	0-0	0	0	0	1
9/14	OAKLAND	3	2	5	0	0.0	0-0	0	0	0	0
9/21	@ Atlanta	5	0	5	0	0.0	0-0	0	0	0	0
9/28	DENVER	0	0	0	0	0.0	0-0	0	0	0	0
10/5	@ Carolina	5	0	5	0	0.0	0-0	0	0	0	0
10/19	TENNESSEE	1	1	2	0	0.0	0-0	0	0	0	0
10/26	@ N.Y. Jets	2	1	3	0	1.0	0-0	0	0	1	0
11/2	TAMPA BAY	5	0	5	0	0.0	0-0	0	1	0	0
11/9	@ San Diego	0	0	0	0	0.0	0-0	0	0	0	0
11/16	NEW ORLEANS	<i>Inactive/Ankle</i>									
11/23	BUFFALO	3	1	4	0	0.0	0-0	0	0	0	0
11/30	@ Oakland	1	0	1	0	0.0	0-0	0	0	1	0
12/7	@ Denver	5	1	6	0	0.0	0-0	0	0	1	0
12/14	SAN DIEGO	6	0	6	0	2.0	0-0	0	0	1	0
12/21	MIAMI	1	1	2	0	0.0	0-0	0	0	1	0
12/28	@ Cincinnati	3	4	7	0	0.0	0-0	0	0	0	0
<b>TOTALS</b>		<b>44</b>	<b>11</b>	<b>55</b>	<b>0</b>	<b>3.0</b>	<b>0-0</b>	<b>0</b>	<b>1</b>	<b>5</b>	<b>1</b>

## 2007 CHIEFS

Date	Opp.	Tkl	Ast	Tot	TFL	Sck	INT	FR	FF	PR	PD
9/9	@ Houston	6	2	8	0	0.0	0-0	0	0	1	0
9/16	@ Chicago	3	0	3	0	0.0	0-0	0	0	1	0
9/23	MINNESOTA	2	0	2	0	2.0	0-0	0	0	1	0
9/30	@ San Diego	0	0	0	0	0.0	0-0	0	0	2	0
10/7	JACKSONVILLE	2	0	2	0	0.0	0-0	0	0	1	0
10/14	CINCINNATI	1	1	2	0	0.5	0-0	0	0	0	1
10/21	@ Oakland	2	0	2	0	0.0	0-0	0	0	1	0
11/4	GREEN BAY	1	2	3	0	0.5	0-0	0	1	2	0
11/11	DENVER	1	0	1	0	0.0	0-0	0	0	1	2
11/18	@ Indianapolis	4	0	4	0	1.0	0-0	0	1	1	0
11/25	OAKLAND	2	1	3	0	1.0	0-0	0	0	0	0
12/2	SAN DIEGO	4	0	4	0	0.0	0-0	0	0	1	0
12/9	@ Denver	3	0	3	0	1.0	0-0	0	0	0	0
12/16	TENNESSEE	8	1	9	1	0.5	0-0	0	0	0	0
12/23	@ Detroit	4	0	4	0	0.0	0-0	0	0	0	0
12/30	@ N.Y. Jets	8	1	9	2	1.0	0-0	0	0	0	0
<b>TOTALS</b>		<b>51</b>	<b>8</b>	<b>59</b>	<b>3</b>	<b>7.5</b>	<b>0-0</b>	<b>0</b>	<b>2</b>	<b>12</b>	<b>3</b>

## 2006 CHIEFS

Date	Opp.	Tkl	Ast	Tot	TFL	Sck	INT	FR	FF	PR	PD
9/10	Cincinnati	4	3	7	0	0.0	0-0	0	0	0	0
9/17	@ Denver	6	3	9	0	0.0	0-0	0	0	0	0
10/1	San Francisco	2	0	2	0	1.5	0-0	0	1	0	0
10/8	@ Arizona	5	2	7	0	1.0	0-0	0	1	0	1
10/15	@ Pittsburgh	9	1	10	0	0.0	0-0	0	2	0	0
10/22	San Diego	2	0	2	1	1.0	0-0	1	0	0	0
10/29	Seattle	1	0	1	0	0.0	0-0	0	0	0	1
11/5	@ St. Louis	3	0	3	0	0.0	0-0	0	0	0	0
11/12	@ Miami	2	0	2	0	0.0	0-0	0	0	0	0
11/19	Oakland	3	0	3	0	0.0	0-0	0	0	0	0
11/23	Denver	5	0	5	0	1.5	0-0	0	1	0	0
12/3	@ Cleveland	2	1	3	0	0.0	0-0	0	0	0	0
12/10	Baltimore	3	0	3	0	0.0	0-0	0	0	0	0
12/17	@ San Diego	1	0	1	0	1.0	1--9	0	0	0	0
12/23	@ Oakland	6	0	6	0	1.0	0-0	0	1	1	0
12/31	Jacksonville	1	0	1	0	1.0	0-0	0	0	3	0
<b>TOTALS</b>		<b>55</b>	<b>10</b>	<b>65</b>	<b>1</b>	<b>8.0</b>	<b>1--9</b>	<b>1</b>	<b>6</b>	<b>4</b>	<b>2</b>

1/6/07	@ Indianapolis	4	1	5	0	0.0	0-0	0	0	0	0
<b>PLAYOFF TOTALS</b>		<b>4</b>	<b>1</b>	<b>5</b>	<b>0</b>	<b>0.0</b>	<b>0-0</b>	<b>0</b>	<b>0</b>	<b>0</b>	<b>0</b>



# FRANKIE HAMMOND JR. WIDE RECEIVER



# 85

6-1 • 184 • Born: 2/17/90  
Hallandale Beach, Fla. • NFL Exp: 1 (2nd with Chiefs)  
GP/GS (Playoffs) 3/1 (0/0)  
Acq: FA-14 • Florida

## PRO CAREER:

- First-year wide receiver enters his second season with the Chiefs in 2014 after spending the 2013 season on the practice squad.

**TRANSACTIONS:** Signed with Kansas City (1/6/14) ... Added to Kansas City's practice squad (9/1/13) ... Released by Kansas City (8/31/13) ... Signed with Kansas City as a rookie free agent (5/1/13).

**2014:** Played in three games (one start) and recorded one reception for 22 yards, 11 punt returns for 149 yards (13.5 avg.) and one kick return for 37 yards ... Posted a career-high five punt returns for 100 yards (20.0 avg.) at Miami (9/21).

**2013:** Spent 16 weeks on the team's practice squad.

**COLLEGE:** Played in 48 games (19 starts) at Florida, recording 63 catches for 809 yards and

six touchdowns ... Returned seven punts for 21 yards and a kickoff for 23 yards for the Gators ... Registered a 75-yard touchdown reception at Tennessee, which marked the longest of any Gator in 2012.

## PERSONAL:

- Also competed as a high jumper with the Florida track team during the spring seasons.
- Prepped at Hallandale High School in Hallandale Beach, Fla., earning third-team Class 4A all-state honors.
- Competed at the fifth IAAF World Youth Championships in Ostrava, Czech Republic in July and entered at the AAU Junior Olympics in Knoxville, Tenn., and jumped 2.08 meters in the high jump to claim top honors at the AAU Junior Olympics.

## HAMMOND'S NFL STATISTICS

Year	Team	G-S	No.	RECEIVING				No.	RUSHING			
				Yds.	Avg.	LG	TD		Yds.	Avg.	LG	TD
2013	Kansas City	0-0	0	0	0.0	--	0	0	0	0.0	--	0
2014	Kansas City	3-1	1	22	22.0	22	0	0	0	0.0	--	0
Totals		3-1	1	22	22.0	22	0	0	0	0.0	--	0

Year	Team	No.	FC	PUNT RETURNS				No.	KICKOFF RETURNS			
				Yds.	Avg.	LG	TD		Yds.	Avg.	LG	TD
2013	Kansas City	0	0	0	0.0	--	0	0	0	0.0	--	0
2014	Kansas City	11	3	149	8.2	47	0	1	37	37.0	37	0
Totals		11	3	149	13.5	47	0	1	37	37.0	37	0

Year	Team	G-S	No.	POSTSEASON RECEIVING				No.	RUSHING			
				Yds.	Avg.	LG	TD		Yds.	Avg.	LG	TD
2013	Kansas City	0-0	0	0	0.0	--	0	0	0	0.0	--	0
Totals		0-0	0	0	0.0	--	0	0	0	0.0	--	0

## SINGLE-GAME CAREER HIGHS

**Receptions:** 1 vs. Tennessee (9/7/14)  
**Receiving Yards:** 22 vs. Tennessee (9/7/14)  
**Long Reception:** 22 vs. Tennessee (9/7/14)  
**Kickoff Returns:** 1 vs. Tennessee (9/7/14)

**KO Return Yards:** 130 vs. Denver (12/1/13)  
**Long Kickoff Return:** 47 yards at Miami (9/21/14)  
**Kickoff Return TDs:**

# HAMMOND'S GAME-BY-GAME STATISTICS

2014

CHIEFS


Date	Opp.	RECEIVING					RUSHING				
		No.	Yds.	Avg.	LG	TD	No.	Yds.	Avg.	LG	TD
9/7	TENNESSEE	1	22	22.0	22	0	0	0	0.0	--	0
9/14	@ Denver	0	0	0.0	--	0	0	0	0.0	--	0
9/21	@ Miami	0	0	0.0	--	0	0	0	0.0	--	0
TOTALS		1	22	22.0	22	0	0	0	0.0	--	0

2013

CHIEFS


Date	Opp.	RECEIVING					RUSHING				
		No.	Yds.	Avg.	LG	TD	No.	Yds.	Avg.	LG	TD
9/8	@ Jacksonville					Practice Squad					
9/15	DALLAS					Practice Squad					
9/19	@ Philadelphia					Practice Squad					
9/29	N.Y. GIANTS					Practice Squad					
10/6	@ Tennessee					Practice Squad					
10/13	OAKLAND					Practice Squad					
10/20	HOUSTON					Practice Squad					
10/27	CLEVELAND					Practice Squad					
11/3	@ Buffalo					Practice Squad					
11/17	@ Denver					Practice Squad					
11/24	SAN DIEGO					Practice Squad					
12/1	DENVER					Practice Squad					
12/8	@ Washington					Practice Squad					
12/15	@ Oakland					Practice Squad					
12/22	INDIANAPOLIS					Practice Squad					
12/29	@ San Diego					Practice Squad					
TOTALS		0	0	0.0	--	0	0	0	0.0	--	0
1/4/14	@ Indianapolis					Practice Squad					
PLAYOFF TOTALS		0	0	0.0	--	0	0	0	0.0	--	0





## DEMETRIUS HARRIS

**TIGHT END**


84

6-7 • 230 • Born: 7/29/91  
 Little Rock, Ark. • NFL Exp: 1 (2nd with Chiefs)  
 GP/GS (Playoffs): 3/1 (0/0)  
 Acq: FA-14 • University of Wisconsin-Milwaukee

- PRO CAREER:**
- First-year tight end enters his second season with the Chiefs in 2014 after spending the 2013 season on the practice squad.
  - Was a collegiate basketball player at the University of Wisconsin-Milwaukee.

**TRANSACTIONS:** Signed with Kansas City (1/6/14) ... Placed on practice squad/injured list (12/15/13) ... Added to Kansas City's practice squad (9/1/13) ... Released by Kansas City (8/31/13) ... Signed as a rookie free agent with Kansas City (5/1/13).

**2014:** Has played in three games (one start) with one reception for 10 yards (10.0 avg.) ... Caught his first reception for 10 yards at Denver (9/14) ... Made his first NFL start at Miami (9/21) ... Appeared in his first NFL game against the Tennessee Titans (9/7) on special teams.

**2013:** Spent 14 weeks on the club's practice squad and three weeks on practice squad injured reserve.

**COLLEGE:** Played basketball for UW-Milwaukee serving as the team's power forward ... Originally signed on to play football at Arkansas State after high school but then decided to pursue his basketball career ... As a senior, he led the team in rebounding and finished ninth in the league in field goal shooting ... Played two seasons at Mineral Area Community College.

- PERSONAL:**
- Jacksonville, Ark., native was an all-state football and basketball player at Jacksonville High School.
  - Won a state title in basketball.
  - Majored in information technology.

HARRIS' NFL STATISTICS												
Year	Team	G-S	RECEIVING					RUSHING				
			No.	Yds.	Avg.	LG	TD	No.	Yds.	Avg.	LG	TD
2013	Kansas City	0-0	0	0	0.0	--	0	0	0	0.0	--	0
2014	Kansas City	3-1	1	10	10.0	--	0	0	0	0.0	--	0
<b>Totals</b>		<b>3-1</b>	<b>1</b>	<b>10</b>	<b>10.0</b>	<b>--</b>	<b>0</b>	<b>0</b>	<b>0</b>	<b>0.0</b>	<b>--</b>	<b>0</b>
SINGLE-GAME CAREER HIGHS												
<b>Receptions:</b> one at Denver (9/14/14)						<b>Long Reception:</b> 10 at Denver (9/14/14)						
<b>Receiving Yards:</b> 10 at Denver (9/14/14)						<b>Touchdowns:</b>						



HARRIS' GAME-BY-GAME STATISTICS												
<b>2014 CHIEFS</b>												
Date	Opp.	RECEIVING					RUSHING					
		No.	Yds.	Avg.	LG	TD	No.	Yds.	Avg.	LG	TD	
9/7	TENNESSEE	0	0	0.0	--	0	0	0	0.0	--	0	
9/14	@ Denver	1	10	10.0	10	0	0	0	0.0	--	0	
9/21	@ Miami	0	0	0.0	--	0	0	0	0.0	--	0	
<b>TOTALS</b>		<b>1</b>	<b>10</b>	<b>10.0</b>	<b>10</b>	<b>0</b>	<b>0</b>	<b>0</b>	<b>0.0</b>	<b>--</b>	<b>0</b>	

## HARRIS' GAME-BY-GAME STATISTICS

**2013**

**CHIEFS**

Date	Opp.	RECEIVING					RUSHING				
		No.	Yds.	Avg.	LG	TD	No.	Yds.	Avg.	LG	TD
9/8	@ Jacksonville										
9/15	DALLAS										
9/19	@ Philadelphia										
9/29	N.Y. GIANTS										
10/6	@ Tennessee										
10/13	OAKLAND										
10/20	HOUSTON										
10/27	CLEVELAND										
11/3	@ Buffalo										
11/17	@ Denver										
11/24	SAN DIEGO										
12/1	DENVER										
12/8	@ Washington										
12/15	@ Oakland										
12/22	INDIANAPOLIS										
12/29	@ San Diego										
<b>TOTALS</b>		<b>0</b>	<b>0</b>	<b>0.0</b>	<b>--</b>	<b>0</b>	<b>0</b>	<b>0</b>	<b>0.0</b>	<b>--</b>	<b>0</b>
1/4/14	@ Indianapolis										
<b>PLAYOFF TOTALS</b>		<b>0</b>	<b>0</b>	<b>0.0</b>	<b>--</b>	<b>0</b>	<b>0</b>	<b>0</b>	<b>0.0</b>	<b>--</b>	<b>0</b>

	<b>RYAN HARRIS</b> <b>TACKLE</b>			<b>68</b>
	6-5 • 302 • Born: 3/11/85 Minneapolis, Minn. • NFL Exp: 7 (1st with Chiefs) GP/GS (Playoffs): 81/41 (2/0) Acq: FA-14 • Notre Dame			

#### PRO CAREER:

- Seventh-year offensive lineman has played in 81 games (41 starts) with the Denver Broncos in (2007-11), the Houston Texans (2012-13) and the Kansas City Chiefs (2014).
- Has also seen action in two postseason contests.
- Joined the Chiefs as a free agent on July 24, 2014.
- Made his first career start at Denver (9/8/08).

**TRANSACTIONS:** Signed by Kansas City as a free agent (7/23/14) ... Resigned by the Houston Texans (4/9/13) ... Signed by the Houston Texans (9/2/12) ... Released by the Denver Broncos (8/31/12) ... Signed by the Denver Broncos (1/2/12) ... Released by the Philadelphia Eagles (9/3/11) ... Signed by the Philadelphia Eagles as an UFA (8/2/11) ... Originally entered the NFL as the Denver Broncos third round selection (70th overall) of the 2007 NFL Draft.

**KANSAS CITY (2014):** Has played in three games (two starts) at right tackle and recorded two misc. tackles.

**HOUSTON (2012-13):** Played in 32 games (5 starts) ... Saw action in two postseason contests.

**2013:** Played in 16 games (three starts).

**2012:** Played in 16 games (two starts) ... Made his Texans debut on special teams in the season opener vs. Miami (9/9) ... Saw action in two postseason contests.

**DENVER (2007-11):** Played in 46 games (34 starts) ... Was inactive in two postseason contests.

**2011:** Spent training camp with the Eagles while Chiefs head coach Andy Reid held the same role in Philadelphia ... Was released on Sept. 3

... Signed with Denver on Jan. 2, 2012 and was inactive for both postseason contests.

**2010:** Played in 11 games (10 starts) ... All 10 starts were at right tackle, including the last eight games of the season ... Missed five games due to injury.

**2009:** Started all eight games he played in at right tackle before he was placed on injured reserve on Dec. 9 with a toe injury ... Was inactive for three games ... Helped the Broncos total the second-most yards (6,333) for a season in club history and rank second in the league in yards per game (395.8).

**2008:** Started all 16 games ... Named an All-Pro by Sports Illustrated (Peter King).

**2007:** Played in 11 games ... Was inactive for the first five games with an injury.


**COLLEGE:** Was a four-year starter at the University of Notre Dame, where he started all 45 career games... Played his final 37 games at left tackle after beginning his career at right tackle.

#### PERSONAL:

- USA Today first-team All-American as a senior at Cretin-Derham Hall High School in St. Paul, Minn.
- Did not allow a sack in either of his final two seasons, earning all-state honors.
- Majored in political science and economics at Notre Dame.

#### GAMES PLAYED/GAMES STARTED

2007 DEN (11/0), 2008 DEN (16/16), 2009 DEN (8/8), 2010 DEN (11/10), 2012 HOU (16/2), 2013 HOU (16/3), 2014 KC (3/2) — 81/41. **PLAYOFFS:** 2012 HOU (2/0) — 2/0.

	<div style="text-align: center;"> <b>JUNIOR HEMINGWAY</b>  <i>WIDE RECEIVER</i> </div> <div style="text-align: right;">   </div> <hr/> <p> <b>6-1 • 225 • Born: 12/27/88</b>  <b>Conway, S.C. • NFL Exp: 2 (3rd with Chiefs)</b>  <b>GP/GS (Playoffs): 20/2 (1/0)</b>  <b>Acq: D7b-12 • Michigan</b> </p>
---	--

### PRO CAREER:

- Second-year wide receiver enters his third season with Kansas City in 2014.
- Wide receiver joined the Chiefs as the second of two seventh-round picks (238th overall) in the 2012 NFL Draft.
- Saw his initial NFL action in Week 17 of the 2012 season, appearing on special teams at Denver (12/30/12).
- Caught his first NFL touchdown on his first-career reception, a three-yard pass from QB Alex Smith at Jacksonville (9/8/13).
- Has seen action in one postseason game with two receptions for 30 yards.

**TRANSACTIONS:** Signed to active roster from Kansas City's practice squad (12/29/12) ... Added to Kansas City's practice squad (9/21/12) ... Released from Kansas City's practice squad (9/18/12) ... Added to Kansas City's practice squad (9/15/12) ... Released from Kansas City's practice squad (9/12/12) ... Signed to Kansas City's practice squad (9/8/12) ... Released from Kansas City's practice squad (9/3/12) ... Signed to Kansas City's practice squad (9/1/12) ... Waived by Kansas City (8/31/12) ... Signed with Kansas City (5/11/12) ... Originally entered the NFL as the Chiefs second of two seventh-round picks (238th overall) of the 2012 NFL Draft.

**2014:** Appeared in three games and recorded four receptions for 39 yards (9.8 avg.).

**2013:** Appeared in 16 games (two starts), catching 13 passes for 125 yards (9.6 avg.) with two touchdowns and has eight special teams tackles ... Played as a reserve receiver in one postseason contest, recording two receptions for 30 yards.

**2012:** Appeared in one game on special teams ... Spent 16 weeks on the Chiefs practice squad ... Was activated to the club's 53-man roster from the practice squad on Dec. 29 ... Played on special teams at Denver (12/30).

**COLLEGE:** Played in 48 games (31 starts) at Michigan ... Registered 88 receptions for 1,638 career receiving yards (18.6 avg.) with 11 touchdowns ... His 1,638 career receiving yards rank 17th in Michigan history and his six career 100-yard receiving games are tied for ninth in

school annals ... Accumulated five rushes for nine yards, three tackles, returned two punts for 20 yards and had 11 punt returns for 120 yards (10.9 avg.) ... Appeared in 13 games (12 starts) as a senior in 2011, registering 34 catches for 699 yards (20.6 avg.) with four touchdowns ... His 34 receptions and 699 yards paced the Wolverines receiving corps while his four touchdowns tied for the team lead ... Was named Sugar Bowl MVP in the Wolverines 23-20 win against Virginia Tech after posting only two receptions, with each going for a touchdown ... Was named All-Big Ten honorable mention by the conference's coaches ... Played in 10 games (eight starts) as a redshirt junior in 2010, recording 32 receptions for 593 yards (18.5 avg.) with four touchdowns ... Returned one punt for 34 yards ... Played in 11 games (nine starts) as a redshirt sophomore in 2009, posting 16 catches for 268 yards (16.8 avg.) with two touchdowns ... Also returned 10 punts for 86 yards (8.6 avg.) to rank third in the Big Ten in punt return average ... Appeared in four games (one start) as a sophomore in 2008 before receiving a medical redshirt, catching four passes for 41 yards (20.5 avg.) with one touchdown ... Played in 10 games (one start) as a true freshman in 2007, hauling in four passes for 37 yards (9.3 avg.) ... Majored in General Studies at Michigan.

### PERSONAL:

- Attended Conway High School in Conway, S.C.
- Caught 136 passes for 1,950 yards (14.3 avg.) and 23 touchdowns during his prep career.
- As a passer, completed 57 of 112 passes for 612 yards and nine touchdowns.
- Posted 14 punt returns, including three for touchdowns.
- On defense, posted eight pass breakups and four interceptions, including one for a touchdown.
- Registered 83 receptions for 1,135 yards (13.7 avg.) and 13 touchdowns as a senior.
- Was listed as the No. 19 player in the nation on the ESPN 150.
- Earned first-team all-region and all-state honors as a senior.
- Appeared in the 2006 installment of the Shrine Bowl of the Carolinas.

### HEMINGWAY'S NFL STATISTICS

Year	Team	G-S	RECEIVING					RUSHING				
			No.	Yds.	Avg.	LG	TD	No.	Yds.	Avg.	LG	TD
2012	Kansas City	1-0	0	0	0.0	--	0	0	0	0.0	--	0
2013	Kansas City	16-2	13	125	9.6	24	2	0	0	0.0	--	0
2014	Kansas City	3-0	4	39	9.8	13	0	0	0	0.0	--	0
Totals		20-2	17	164	9.6	24	2	0	0	0.0	--	0

**Additional Statistics:** Had eight special teams tackles in 2013.

### POSTSEASON

Year	Team	G-S	RECEIVING					RUSHING				
			No.	Yds.	Avg.	LG	TD	No.	Yds.	Avg.	LG	TD
2013	Kansas City	1-0	2	30	15.0	17	0	0	0	0.0	--	0
<b>Totals</b>			<b>1-0</b>	<b>2</b>	<b>30</b>	<b>15.0</b>	<b>17</b>	<b>0</b>	<b>0</b>	<b>0.0</b>	<b>--</b>	<b>0</b>

### HEMINGWAY'S GAME-BY-GAME STATISTICS

#### 2014

#### CHIEFS

Date	Opp.	RECEIVING					RUSHING				
		No.	Yds.	Avg.	LG	TD	No.	Yds.	Avg.	LG	TD
9/7	TENNESSEE	0	0	0.0	--	0	0	0	0.0	--	0
9/14	@ Denver	2	21	10.5	13	0	0	0	0.0	--	0
9/21	@ Miami	2	18	9.0	12	0	0	0	0.0	--	0
<b>TOTALS</b>		<b>4</b>	<b>39</b>	<b>9.8</b>	<b>13</b>	<b>0</b>	<b>0</b>	<b>0</b>	<b>0.0</b>	<b>--</b>	<b>0</b>

#### 2013

#### CHIEFS

Date	Opp.	RECEIVING					RUSHING				
		No.	Yds.	Avg.	LG	TD	No.	Yds.	Avg.	LG	TD
9/8	@ Jacksonville	1	3	3.0	3t	1	0	0	0.0	--	0
9/15	DALLAS	1	10	10.0	10	0	0	0	0.0	--	0
9/19	@ Philadelphia	0	0	0.0	--	0	0	0	0.0	--	0
9/29	N.Y. GIANTS	0	0	0.0	--	0	0	0	0.0	--	0
10/6	@ Tennessee	1	6	6.0	6	0	0	0	0.0	--	0
10/13	OAKLAND	1	8	8.0	8	0	0	0	0.0	--	0
10/20	HOUSTON	0	0	0.0	--	0	0	0	0.0	--	0
10/27	CLEVELAND	0	0	0.0	--	0	0	0	0.0	--	0
11/3	@ Buffalo	0	0	0.0	--	0	0	0	0.0	--	0
11/17	@ Denver	0	0	0.0	--	0	0	0	0.0	--	0
11/24	SAN DIEGO	0	0	0.0	--	0	0	0	0.0	--	0
12/1	DENVER	3	42	14.0	17t	1	0	0	0.0	--	0
12/8	@ Washington	1	11	11.0	11	0	0	0	0.0	--	0
12/15	@ Oakland	0	0	0.0	--	0	0	0	0.0	--	0
12/22	INDIANAPOLIS	0	0	0.0	--	0	0	0	0.0	--	0
12/29	@ San Diego	5	45	9.0	24	0	0	0	0.0	--	0
<b>TOTALS</b>		<b>13</b>	<b>125</b>	<b>9.6</b>	<b>24</b>	<b>0</b>	<b>0</b>	<b>0</b>	<b>0.0</b>	<b>--</b>	<b>0</b>
1/4/14	@ Indianapolis	2	30	15.0	17	0	0	0	0.0	--	0
<b>TOTALS</b>		<b>2</b>	<b>30</b>	<b>15.0</b>	<b>17</b>	<b>0</b>	<b>0</b>	<b>0</b>	<b>0.0</b>	<b>--</b>	<b>0</b>

# HEMINGWAY'S GAME-BY-GAME STATISTICS

2012

CHIEFS

Date	Opp.	RECEIVING					RUSHING				
		No.	Yds.	Avg.	LG	TD	No.	Yds.	Avg.	LG	TD
9/9	ATLANTA					<i>Practice Squad</i>					
9/16	@ Buffalo					<i>Practice Squad</i>					
9/23	@ New Orleans					<i>Practice Squad</i>					
9/30	SAN DIEGO					<i>Practice Squad</i>					
10/7	BALTIMORE					<i>Practice Squad</i>					
10/14	@ Tampa Bay					<i>Practice Squad</i>					
10/28	OAKLAND					<i>Practice Squad</i>					
11/1	@ San Diego					<i>Practice Squad</i>					
11/12	@ Pittsburgh					<i>Practice Squad</i>					
11/18	CINCINNATI					<i>Practice Squad</i>					
11/25	DENVER					<i>Practice Squad</i>					
12/2	CAROLINA					<i>Practice Squad</i>					
12/9	@ Cleveland					<i>Practice Squad</i>					
12/16	@ Oakland					<i>Practice Squad</i>					
12/23	INDIANAPOLIS					<i>Practice Squad</i>					
12/30	@ Denver	0	0	0.0	--	0	0	0	0.0	--	0
<b>TOTALS</b>		<b>0</b>	<b>0</b>	<b>0.0</b>	<b>--</b>	<b>0</b>	<b>0</b>	<b>0</b>	<b>0.0</b>	<b>--</b>	<b>0</b>



	<div style="display: flex; justify-content: space-between; align-items: center;"> <div style="text-align: center;"> <b>JUSTIN HOUSTON</b>              LINEBACKER           </div> <div style="text-align: center;">  <span style="font-size: 48pt; font-weight: bold;">50</span> </div> </div> <div style="margin-top: 10px;"> <b>6-3 • 258 • Born: 1/12/89</b>  <b>Statesboro, Ga. • NFL Exp: 4 (4th with Chiefs)</b>  <b>GP/GS (Playoffs) 46/40 (1/1)</b>  <b>Acq: D3a-11 • Georgia</b> </div> <div style="text-align: right; margin-top: 10px;">   <b>PRO BOWL</b> </div>
---	--

### PRO CAREER:

- Fourth-year linebacker earned his second-consecutive trip to Hawaii for the Pro Bowl in 2013, joining nine teammates for the NFL all-star game.
- Was named the club's Mack Lee Hill Award winner following the 2011 season, an honor bestowed on Kansas City's top rookie or first-year player.
- Had 11.0 sacks in 2013 to tie LB Tamba Hali for the team lead.
- He became the third-fastest Chiefs player to reach 20.0 sacks to start a career (since sacks became an official stat in 1982) after Derrick Thomas (25 games) and Jared Allen (30 games), crossing the 20.0-sack plateau in 35 contests.
- Set a single-game career-high with 4.5 sacks (-28.0 yards) of QB Michael Vick at Philadelphia (9/19/13), ranking as the third-best single-game performance in franchise history behind a pair of Derrick Thomas performances - 7.0 vs. Seattle (11/11/90) and 6.0 vs. Oakland (9/6/98).
- His 4.5 sacks at Philadelphia (9/19/13) tie for the NFL single-game high for the 2013 season.
- Earned AFC Defensive Player of the Week following performances in Week 1 and Week 3 and was named AFC Defensive Player of the Month for September compiling 19 tackles, 7.5 sacks, two fumble recoveries and one forced fumble as he helped the Chiefs to a 4-0 record in the season's opening month. He became the first Chiefs linebacker to win AFC Defensive Player of the Month since Pro Football Hall of Fame linebacker Derrick Thomas in 1997.
- Has started one career postseason game, tallying four tackles (three solo), including one for loss, a sack (-7.0 yards), three QB pressures, one pass defended and one fumble recovery.
- Started all 16 games for the first time in his career in 2012, recording 66 tackles (53 solo), 10.0 sacks (-69.0 yards), one interception for 32 yards, six passes defended, one forced fumble, one fumble recovery and 18 QB pressures.

**TRANSACTIONS:** Signed with Kansas City (8/4/11) ... Selected in the third round (70th overall) by Kansas City in the 2011 NFL Draft.

**2014:** Started three games recording eight tackles (seven solo), including two for loss, 3.0 sacks (-3.0 yards) and four quarterback pressures.

**2013:** Started 11 contests at left outside

linebacker, posting 44 tackles (41 solo), including 11 for loss, 11.0 sacks (-75.0 yards), 15 QB pressures, four passes defended, two fumble recoveries and a forced fumble ... Was inactive with an elbow injury for four contests and was active but did not play in one contest ... Started in one postseason contest ... Logged five solo tackles, including three for loss, recorded 3.0 sacks (-27.0 yards) of QB Blaine Gabbert and had three QB pressures to earn AFC Defensive Player of the Week honors in the first week of the season at Jacksonville (9/8) ... Posted a single-game career high 4.5 sacks (-28.0 yards) of QB Michael Vick, registered seven tackles (six solo), including four for loss, five QB pressures, three passes defended, a forced fumble on a sack-and-strip and two fumble recoveries at Philadelphia (9/19) to earn AFC Defensive Player of the Week honors for the second time in three weeks.

**2012:** Started all 16 contests at left outside linebacker, recording 66 tackles (53 solo), including 13 for loss, 10.0 sacks (-69.0 yards), an interception, 19 QB pressures, five passes defended, a forced fumble, a fumble recovery and a safety ... Registered his first career interception, picking off QB Josh Freeman and returning it 32 yards at Tampa Bay (10/14).

**2011:** Played in 16 games with 10 starts at left outside linebacker ... Named the club's Mack Lee Hill Award winner, an honor bestowed on Kansas City's top rookie or first-year player, becoming the ninth linebacker in team history to win the award and the first since LB Derrick Johnson in 2005 ... Recorded 70 tackles (63 solo), including 12.0 for loss, 5.5 sacks (-27.5 yards), a forced fumble, a fumble recovery, 12 QB pressures and four passes defended ... Also had six special teams stops ... Recorded 10 solo tackles, including 3.0 for loss, a career-high 3.0 sacks (-15.0 yards), a forced fumble, three QB pressures and a pass defended at Chicago (12/4). His 3.0 sacks tied for the highest single-game total by a rookie in Chiefs history ... Tallied a career-high 11 tackles (10 solo), including 2.0 for loss, 1.5 sacks (-5.5 yards), four QB pressures and a fumble recovery at Denver (1/1/12).

**COLLEGE:** Played in 36 games with 24 starts at Georgia ... Recorded 125 tackles (70 solo), with 20.0 sacks (-134.0 yards) and 38.0 tackles for loss (-168.0 yards) ... Forced two fumbles and recovered two, returning one for an 18-yard touchdown ... Added 78 QB pressures, five passes defended and an interception ... Moved from defensive end to linebacker when team

switched to 3-4 defense in 2010 ... Started all 13 games at weakside outside linebacker as a junior in 2010 ... Finished third on team with 67 tackles (38 solo) ... Led Georgia and ranked second in the SEC with a career-best 10.0 sacks (-67.0 yards) ... Also led the Bulldogs and ranked second in the SEC with 18.5 tackles for loss (-81.0 yards) ... Had 44 QB pressures, two passes defended and an interception ... Chosen the team's most valuable player ... Earned All-SEC first-team honors from the Associated Press and SEC coaches ... First-team All-American choice by *NFL Draft Report*, the Football Writers Association of America and the Walter Camp Football Foundation ... Semifinalist for the Chuck Bednarik Award as the best defensive player as well as a finalist for the Bronko Nagurski Trophy as football's best defensive player and the Butkus Award as the country's top linebacker ... Started 10 games at strongside defensive end in 2009 as a sophomore ... Recorded 39 tackles (22 solo) ... Led the conference with 15.0 tackles for loss (-59.0 yards) ... Also had 17 QB pressures,

one forced fumble and one pass defended ... Named to the Georgia Athletic Director's Honor Roll ... An All-SEC second-team selection ... Had four tackles, 2.0 stops for a loss, including 1.0 sack vs. Arizona State, earning SEC Defensive Lineman of the Week honors ... Appeared in all 13 games (one start) as a redshirt freshman in 2008 ... Recorded 19 tackles (10 solo), 4.5 tackles for loss (-28.0 yards), 2.5 sacks (-25.0 yards) and 16 QB pressures ... Produced two passes defended ... Redshirted as a true freshman in 2007 ... Majored in Housing.

#### PERSONAL:

- Named *Atlanta Journal-Constitution* class AAAA All-State honorable mention at Statesboro High School in Statesboro, Ga.
- Best in Georgia Top 50 selection.
- Earned all-region honors as a junior and senior.
- Led team to State Class 4A championship as a junior.
- Also lettered in basketball.

### HOUSTON'S NFL STATISTICS

Year	Team	G-S	TACKLES			SACKS		INTS			FUMBLES			QB Press.
			Solos	Asst.	Total	No.	Yds.	No.	Yds.	PDs	FF	FR	Yds.	
2011	Kansas City	16-10	43	8	70	5.5	27.5	0	0	4	1	1	0	9
2012	Kansas City	16-16	53	13	66	10.0	69.0	1	32	6	1	1	0	18
2013	Kansas City	11-11	41	3	44	11.0	75.0	0	0	4	1	2	0	15
2014	Kansas City	3-3	7	1	8	3.0	3.0	0	0	1	0	0	0	4
<b>Totals</b>		<b>46-40</b>	<b>144</b>	<b>25</b>	<b>169</b>	<b>29.5</b>	<b>174.5</b>	<b>1</b>	<b>32</b>	<b>15</b>	<b>3</b>	<b>4</b>	<b>0</b>	<b>46</b>

**Additional Stats:** Had six special teams tackles in 2011.

#### POSTSEASON

Year	Team	G-S	TACKLES			SACKS		INTS			FUMBLES			QB Press.
			Solos	Asst.	Total	No.	Yds.	No.	Yds.	PDs	FF	FR	Yds.	
2013	Kansas City	1-1	3	1	4	1.0	7.0	0	0	1	0	1	7	3
<b>Totals</b>		<b>1-1</b>	<b>3</b>	<b>1</b>	<b>4</b>	<b>1.0</b>	<b>7.0</b>	<b>0</b>	<b>0</b>	<b>1</b>	<b>0</b>	<b>1</b>	<b>7</b>	<b>3</b>

#### SINGLE-GAME CAREER HIGHS

**Tackles:** 11 (10 solo) at Denver (1/1/12)

**Sacks:** 4.5 at Philadelphia (9/19/13)

**Interceptions:** 1 at Tampa Bay (10/14/12)

**Int. Return Yds.:** 32 at Tampa Bay (10/14/12)

**Passes Defensed:** 3 at Philadelphia (9/19/13)

**Forced Fumbles:** 1, three times, last at Philadelphia (9/19/13)

**Fumble Recoveries:** 2 at Philadelphia (9/19/13)

**QB Pressures:** 5 at Philadelphia (9/19/13)

# HOUSTON'S GAME-BY-GAME STATISTICS

**2014**

**CHIEFS**

Date	Opp.	Tkl	Ast	Tot	TFL	Sck	INT	FR	FF	PR	PD
9/7	TENNESSEE	3	0	3	2	2.0	0-0	0	0	2	0
9/14	@ Denver	1	1	2	0	0.0	0-0	0	0	0	0
9/21	@ Miami	3	0	3	0	1.0	0-0	0	0	2	1
<b>TOTALS</b>		<b>7</b>	<b>1</b>	<b>8</b>	<b>2</b>	<b>3.0</b>	<b>0-0</b>	<b>0</b>	<b>0</b>	<b>4</b>	<b>1</b>

**2013**

**CHIEFS**

Date	Opp.	Tkl	Ast	Tot	TFL	Sck	INT	FR	FF	PR	PD
9/8	@ Jacksonville	5	0	5	3	3.0	0-0	0	0	3	0
9/15	DALLAS	5	0	5	0	0.0	0-0	0	0	0	0
9/19	@ Philadelphia	7	1	7	4	4.5	0-0	2	1	5	3
9/29	N.Y. GIANTS	2	0	2	0	0.0	0-0	0	0	0	0
10/6	@ Tennessee	4	0	4	1	1.0	0-0	0	0	1	0
10/13	OAKLAND	2	0	2	0	1.0	0-0	0	0	3	0
10/20	HOUSTON	3	0	3	1	0.5	0-0	0	0	1	0
10/27	CLEVELAND	1	0	1	1	1.0	0-0	0	0	2	0
11/3	@ Buffalo	4	1	4	1	0.0	0-0	0	0	0	0
11/17	@ Denver	10	1	10	0	0.0	0-0	0	0	0	1
11/24	SAN DIEGO	1	0	1	0	0.0	0-0	0	0	0	0
12/1	DENVER				<i>Inactive/Elbow</i>						
12/8	@ Washington				<i>Inactive/Elbow</i>						
12/15	@ Oakland				<i>Inactive/Elbow</i>						
12/22	INDIANAPOLIS				<i>Inactive/Elbow</i>						
12/29	@ San Diego				<i>Active, Did Not Play</i>						
<b>TOTALS</b>		<b>41</b>	<b>3</b>	<b>44</b>	<b>11</b>	<b>11.0</b>	<b>0-0</b>	<b>2</b>	<b>1</b>	<b>15</b>	<b>4</b>
1/4/14	@ Indianapolis	3	1	4	1	1.0	0-0	1	0	3	1
<b>PLAYOFF TOTALS</b>		<b>3</b>	<b>1</b>	<b>4</b>	<b>1</b>	<b>1.0</b>	<b>0-0</b>	<b>1</b>	<b>0</b>	<b>3</b>	<b>1</b>


# HOUSTON'S GAME-BY-GAME STATISTICS

## 2012 CHIEFS

Date	Opp.	Tkl	Ast	Tot	TFL	Sck	INT	FR	FF	PR	PD
9/9	ATLANTA	1	1	2	1	1.0	0-0	0	0	2	0
9/16	@ Buffalo	4	1	5	1	0.0	0-0	0	0	1	0
9/23	@ New Orleans	3	1	4	3	3.0	0-0	0	0	4	2
9/30	SAN DIEGO	3	0	3	0	0.0	0-0	0	0	0	0
10/7	BALTIMORE	4	0	4	2	2.0	0-0	0	0	2	0
10/14	@ Tampa Bay	2	1	3	0	0.0	1-32	0	0	0	1
10/28	OAKLAND	2	1	3	1	0.0	0-0	0	0	1	0
11/1	@ San Diego	6	3	9	0	0.0	0-0	0	0	0	0
11/12	@ Pittsburgh	5	2	7	1	1.0	0-0	0	1	2	0
11/18	CINCINNATI	2	0	2	0	0.0	0-0	0	0	0	1
11/25	DENVER	4	0	4	2	2.0	0-0	0	0	4	0
12/2	CAROLINA	3	0	3	2	1.0	0-0	0	0	1	0
12/9	@ Cleveland	1	1	2	0	0.0	0-0	0	0	1	0
12/16	@ Oakland	4	1	5	0	0.0	0-0	1	0	0	1
12/23	INDIANAPOLIS	1	0	1	0	0.0	0-0	0	0	1	0
12/30	@ Denver	8	1	9	0	0.0	0-0	0	0	0	0
<b>TOTALS</b>		<b>53</b>	<b>13</b>	<b>66</b>	<b>13</b>	<b>10.0</b>	<b>1-32</b>	<b>1</b>	<b>1</b>	<b>19</b>	<b>5</b>

## 2011 CHIEFS

Date	Opp.	Tkl	Ast	Tot	TFL	Sck	INT	FR	FF	PR	PD
9/11	BUFFALO	1	2	3	0	0.0	0-0	0	0	0	0
9/18	@ Detroit	2	0	2	1	0.0	0-0	0	0	0	0
9/25	@ San Diego	3	2	5	0	0.0	0-0	0	0	0	0
10/2	MINNESOTA	6	0	6	2	0.0	0-0	0	0	0	0
10/9	@ Indianapolis	2	1	3	1	0.0	0-0	0	0	2	1
10/23	@ Oakland	3	0	3	0	0.0	0-0	0	0	0	0
10/31	SAN DIEGO	2	0	2	0	0.0	0-0	0	0	0	0
11/6	MIAMI	0	0	0	0	0.0	0-0	0	0	0	0
11/13	DENVER	6	0	6	0	0.0	0-0	0	0	0	0
11/21	@ New England	2	0	2	0	0.0	0-0	0	0	2	0
11/27	PITTSBURGH	5	0	5	1	0.0	0-0	0	0	0	1
12/4	@ Chicago	10	0	10	3	3.0	0-0	0	1	2	1
12/11	@ N.Y. Jets	5	1	6	2	1.0	0-0	0	0	0	0
12/18	GREEN BAY	4	0	4	0	0.0	0-0	0	0	1	0
12/24	OAKLAND	2	0	2	0	0.0	0-0	0	0	1	1
1/1/12	@ Denver	10	1	11	2	1.5	0-0	1	0	4	0
<b>TOTALS</b>		<b>63</b>	<b>7</b>	<b>70</b>	<b>12</b>	<b>5.5</b>	<b>0-0</b>	<b>1</b>	<b>1</b>	<b>12</b>	<b>4</b>



JAYE  
HOWARD

DEFENSIVE TACKLE



96

6-3 • 301 • Born: 12/20/88  
 Apopka, Fla. • NFL Exp: 3 (2nd with Chiefs)  
 GP/GS (Playoffs) 8/2 (1/0)  
 Acq: W (SEA)-13 • Florida

### PRO CAREER:

- Third-year defensive tackle joined the Chiefs via waivers from the Seattle Seahawks before the start of the 2013 regular season.
- Originally entered the NFL as the second of two fourth-round draft picks (114th overall) by the Seattle Seahawks in the 2012 NFL Draft.
- Made his first-career start at San Diego (12/29/13).
- Has played in one postseason contest, recording two solo tackles.

**TRANSACTIONS:** Claimed by Kansas City via waivers from the Seattle Seahawks (9/1/13) ... Released by Seattle (8/31/13) ... Signed with Seattle (5/10/13) ... Originally entered the NFL as the second of two fourth-round draft picks (114th overall) by the Seattle Seahawks in the 2012 NFL Draft.

**KANSAS CITY (2013-14):** Has played in six contests (two starts) recording eight tackles (six solo) ... Saw action as a reserve defensive lineman in the AFC Wild Card Game against the Colts (1/4/14).

**2014:** Played in three games (one start) recording two tackles (one solo) and one quarterback hurry ... Saw action on special teams.

**2013:** Played in three contests (one start) on defense and was inactive in 13 contests ... Appeared in one postseason contest ... Started his first-career NFL game and recorded a career-high six tackles (five solo) at San Diego (12/29) ... Played as a reserve defensive lineman in an AFC Wild Card Game at Indianapolis (1/4/14), recording two solo tackles.

**SEATTLE (2012):** Played in two regular season games, making his NFL debut vs. the N.Y. Jets (11/11/12) ... Was inactive for both postseason games.

**COLLEGE:** Played in 45 games (25 starts) at the University of Florida, recording 131 tackles (80 solo), including 25.5 tackles for loss, 11.0 sacks, two passes defended and three fumble recoveries ... Started all 13 games at defensive tackle as a senior in 2011, posting 65 tackles (37 solo), including 10.0 tackles for loss (-64.0 yards), 5.5 sacks (-50.0 yards), four QB pressures, two fumble recoveries, including one for a two-yard touchdown and two passes defense ... Played in 11 games (eight starts) as a junior in 2010, posting 29 tackles (19 solo), including 10.0 tackles for loss (-39.0 yards) and 2.5 sacks (-16.0 yards) ... Appeared in 12 games (four starts) as a redshirt sophomore in 2009, notching 29 tackles (18 solo), including three for loss, and 1.5 sacks (-13.0 yards) ... Played in nine games, recording eight tackles (six solo), including 2.5 for loss (-7.0 yards), 1.5 sacks (6.0 yards) and one fumble recovery as a redshirt freshman in 2008 ... Redshirted as a true freshman in 2007.

### PERSONAL:

- Prepped at Jones High School in Apopka, Fla.
- Played both defensive nd and linebacker in high school, recording 8.0 sacks and four fumble recoveries as a senior to go along with 116 tackles, including 20 for loss, and 10.0 sacks as a junior.
- Also played basketball in high school and led Jones to the Class 3A state title.

HOWARD'S NFL STATISTICS												
		TACKLES			SACKS		INTS			FUMBLES		
Year	Team	G-S	Solos	Asst.	Total	No.	Yds.	No.	Yds.	PDs	FF	FR
2012	Seattle	2-0	0	0	0	0.0	0.0	0	0	0	0	0
2013	Kansas City	3-1	5	1	6	0.0	0.0	0	0	0	0	0
2014	Kansas City	3-1	1	1	2	0.0	0.0	0	0	0	0	0
<b>Totals</b>		<b>8-2</b>	<b>6</b>	<b>2</b>	<b>8</b>	<b>0.0</b>	<b>0.0</b>	<b>0</b>	<b>0</b>	<b>0</b>	<b>0</b>	<b>0</b>
POSTSEASON												
		TACKLES			SACKS		INTS			FUMBLES		
Year	Team	G-S	Solos	Asst.	Total	No.	Yds.	No.	Yds.	PDs	FF	FR
2012	Seattle	0-0	0	0	0	0.0	0.0	0	0	0	0	0
2013	Kansas City	1-0	2	0	2	0.0	0.0	0	0	0	0	0
<b>Totals</b>		<b>1-0</b>	<b>2</b>	<b>0</b>	<b>2</b>	<b>0.0</b>	<b>0.0</b>	<b>0</b>	<b>0</b>	<b>0</b>	<b>0</b>	<b>0</b>

## HOWARD'S NFL STATISTICS

**2014**

**CHIEFS**

Date	Opp.	Tkl	Ast	Tot	TFL	Sck	INT	FR	FF	PR	PD
9/7	TENNESSEE	0	0	0	0	0.0	0-0	0	0	0	0
9/14	@ Denver	1	1	2	0	0.0	0-0	0	0	0	0
9/21	@ Miami	0	0	0	0	0.0	0-0	0	0	0	0
<b>TOTALS</b>		<b>1</b>	<b>1</b>	<b>2</b>	<b>0</b>	<b>0.0</b>	<b>0-0</b>	<b>0</b>	<b>0</b>	<b>0</b>	<b>0</b>

**2013**

**CHIEFS**


Date	Opp.	Tkl	Ast	Tot	TFL	Sck	INT	FR	FF	PR	PD
9/8	@ Jacksonville	0	0	0	0	0.0	0-0	0	0	0	0
9/15	DALLAS					Inactive					
9/22	@ Philadelphia					Inactive					
9/29	N.Y. GIANTS					Inactive					
10/6	@ Tennessee					Inactive					
10/13	OAKLAND					Inactive					
10/20	HOUSTON					Inactive					
10/27	CLEVELAND					Inactive					
11/3	@ Buffalo					Inactive					
11/17	@ Denver					Inactive					
11/24	SAN DIEGO					Inactive					
12/1	DENVER					Inactive					
12/8	@ Washington					Inactive					
12/15	@ Oakland	0	0	0	0	0.0	0-0	0	0	0	0
12/22	INDIANAPOLIS					Inactive					
12/29	@ San Diego	5	1	6	0	0.0	0-0	0	0	0	0
<b>TOTALS</b>		<b>5</b>	<b>1</b>	<b>6</b>	<b>0</b>	<b>0.0</b>	<b>0-0</b>	<b>0</b>	<b>0</b>	<b>0</b>	<b>0</b>
1/4/14	@ Indianapolis	2	0	2	0	0.0	0-0	0	0	0	0
<b>PLAYOFF TOTALS</b>		<b>2</b>	<b>0</b>	<b>2</b>	<b>0</b>	<b>0.0</b>	<b>0-0</b>	<b>0</b>	<b>0</b>	<b>0</b>	<b>0</b>

**2012**

**SEAHAWKS**

Date	Opp.	Tkl	Ast	Tot	TFL	Sck	INT	FR	FF	PR	PD
9/9	@ Arizona					Inactive					
9/16	DALLAS					Inactive					
9/24	GREEN BAY					Inactive					
9/30	@ St. Louis					Inactive					
10/7	@ Carolina					Inactive					
10/14	NEW ENGLAND					Inactive					
10/18	@ San Francisco					Inactive					
10/28	@ Detroit					Inactive					
11/4	MINNESOTA					Inactive					
11/11	N.Y. JETS	0	0	0	0	0.0	0-0	0	0	0	0
11/25	@ Miami					Inactive					
12/2	@ Chicago					Inactive					
12/9	ARIZONA					Inactive					
12/16	@ Buffalo					Inactive					
12/23	SAN FRANCISCO					Inactive					
12/30	ST. LOUIS	0	0	0	0	0.0	0-0	0	0	0	0
<b>TOTALS</b>		<b>0</b>	<b>0</b>	<b>0</b>	<b>0</b>	<b>0.0</b>	<b>0-0</b>	<b>0</b>	<b>0</b>	<b>0</b>	<b>0</b>
1/6/13	@ Washington					Inactive					
1/13/13	@ Atlanta					Inactive					
<b>PLAYOFF TOTALS</b>		<b>0</b>	<b>0</b>	<b>0</b>	<b>0</b>	<b>0.0</b>	<b>0-0</b>	<b>0</b>	<b>0</b>	<b>0</b>	<b>0</b>





## RODNEY HUDSON

OFFENSIVE LINE



61

6-2 • 299 • Born: 7/12/89  
Mobile, Ala. • NFL Exp: 4 (4th with Chiefs)  
GP/GS (Playoffs): 38/22 (1/1)  
Acq: D2-11 • Florida State

### PRO CAREER:

- Fourth-year center has played in 38 games (22 starts).
- Started the first three games of the 2012 season before suffering a season-ending leg injury at New Orleans (9/23/12).
- Appeared in all 16 games as a rookie, including one start at left guard in 2011.
- Selected in the second round (55th overall) of the 2011 NFL Draft.

**TRANSACTIONS:** Signed with Kansas City (7/28/11) ... Selected by Kansas City in the second round (55th overall) of the 2011 NFL Draft.

**2014:** Has started three games at center.

**2013:** Played in 16 games (15 starts) ... Started in one postseason game.

**2012:** Started the first three games at center before suffering a season-ending leg injury at New Orleans (9/23/12) ... Placed on injured reserve on Sept. 26.

**2011:** Played in 16 contests on special teams and six games on offense with one start at left guard ... Made first career start vs. Pittsburgh (11/27).

**COLLEGE:** Played in 53 games with 50 starts at Florida State, including starts in 48 straight contests ... Earned All-Atlantic Coast Conference honors all four years ... Played both guard and center on the offensive line ... Holds the conference career record for being named ACC Player of the Week nine times, breaking the previous record of eight ... Was the 11th player in league history to win the Jacobs Blocking Award twice in a career (2009-10), awarded annually to the player voted the most outstanding blocker in the ACC by a poll of head coaches and defensive coordinators ... Became only the fifth Florida State player to ever win the award ... Became the Seminoles first unanimous first-team All-American since T Alex Barron in 2004 ... Started all 14 games at left guard as a senior in 2010 ... Recorded 48 knockdowns, including 14 touchdown-resulting blocks ... Paved the way for an offensive unit that averaged 381.29 total yards, 171.43 rushing yards and 209.86 passing yards per game ... Was penalized only once on 904 offensive snaps ... Was the only member of the Seminoles offensive line to not allow a sack ... Earned ACC Offensive Lineman of the Week three times ... Only offensive lineman in the conference to receive votes for ACC Player of the Year honors ... Earned first-team All-ACC accolades for the

third-straight year, becoming the seventh player in history to earn All-ACC honors all four years ... Unanimous first-team All-America selection ... Finalist for the Outland Trophy as the best interior lineman in college football ... Started all 13 games as a junior in 2009 ... Compiled 38 knockdowns, including 12 touchdown-resulting blocks ... Did not allow a quarterback sack or pressure in 715 offensive snaps ... Led the way for an offense that averaged 149.54 rushing yards, 271.85 passing yards, and 421.38 yards of total offense per game ... Named ACC Offensive Lineman of the Week twice ... Became the fifth member of the Seminoles to win the Jacobs Blocking Award ... Selected first-team All-ACC for the second straight year ... Earned first-team All-America honors from the *NFL Draft Report* and the Football Writers Association ... Earned second-team All-America honors from the Associated Press ... Started all 13 games at left guard as a sophomore in 2008 ... Recorded a career-high 64 knockdowns and 14 touchdown-resulting blocks ... Moved from guard to center in the season opener ... Named ACC Offensive Lineman of the week three times ... Chosen first-team Sophomore All-American by the *NFL Draft Report* ... Selected to the All-ACC first-team ... Saw action in 13 games (10 starts) as a true freshman in 2007 ... Played at both left guard and left tackle ... Named a consensus first-team Freshman All-America selection and received second-team All-ACC honors ... Graduated with a degree in Recreation and Leisure.

### PERSONAL:

- Two-way lineman for B.C. Rain High School in Mobile, Ala., where he earned first-team all-state honors as a junior and senior.
- Recorded 47 pancake blocks as an offensive lineman and 55 tackles as a nose guard during his senior season.
- Named Florida State's sophomore class academic award winner in 2008.
- Worked at a local Kentucky Fried Chicken to help support family in high school.

### GAMES PLAYED/GAMES STARTED

2011 (16/1), 2012 (3/3), 2013 (16/15), 2014 (3/3) — 38/22. **PLAYOFFS:** 2013 (1/1) — 1/1.

	<div style="display: flex; justify-content: space-between; align-items: center;"> <div style="text-align: center;"> <b>A.J. JENKINS</b>  <i>WIDE RECEIVER</i> </div> <div style="text-align: center;">  <span style="font-size: 2em; font-weight: bold;">15</span> </div> </div> <div style="margin-top: 10px;"> <p><b>6-0 • 200 • Born: 9/30/89</b>  <b>Jacksonville, Fla. • NFL Exp: 3 (2nd with Chiefs)</b>  <b>GP/GS (Playoffs): 22/1 (1/0)</b>  <b>Acq: T (SF)-13 • Illinois</b></p> </div>
---	--

### PRO CAREER:

- Third-year wide receiver joined the Chiefs in 2013 as part of a trade that sent WR Jon Baldwin to the San Francisco 49ers.
- Jenkins was originally a first-round pick (30th overall) in the 2012 NFL Draft by San Francisco.
- Made his NFL debut vs. Miami (12/9/12) as a member of the 49ers.
- Made his first NFL start at San Diego (12/29/13).
- Has played in three postseason games, recording one reception for 27 yards.

**TRANSACTIONS:** Acquired by Kansas City in a trade with San Francisco (8/19/13) ... Signed with San Francisco (6/20/12) ... Originally drafted in the first round (30th overall) of the 2012 NFL Draft by the San Francisco 49ers.

**KANSAS CITY (2013-14):** Has appeared in 19 games (one start) and caught 11 passes for 146 yards (13.3 avg.) ... Rushed three times for six yards ... Played in one postseason game and had a reception for 27 yards.

**2014:** Appeared in three games ... Posted three receptions for 16 yards (5.3 avg.) and had one rush.

**2013:** Appeared in 16 games (one start) and caught eight passes for 130 yards (16.3 avg.) and rushed two times for six yards ... Played in one postseason game and had a reception for 27 yards ... Caught his first-career NFL pass at Philadelphia for six yards (9/19).

**SAN FRANCISCO (2012):** Appeared in three games, was active in two games but did not play and was inactive for 11 contests ... Played in two postseason contests, including an NFC Divisional game vs. Green Bay (1/12/13) and Super Bowl XLVII vs. Baltimore (2/3/13) and was active but did not play in the NFC Championship game at Atlanta (1/20/13).

**COLLEGE:** Played in 46 games (26 starts) for the Fighting Illini and ranks third in school history with 167 receptions for 2,432 yards (14.6 avg.) and 19 career touchdowns ... Also added 33 kickoff returns for 773 yards (23.4 avg.) and one

return touchdown ... Earned Academic All-Big Ten honors in each of his final three seasons at Illinois (2009-11) ... Was named first-team All-Big Ten as a senior in 2011, appearing in 13 games (12 starts), recording 90 receptions for 1,276 yards (14.2 avg.) with eight touchdowns ... His 90 receptions made him just the second player in school history to register 90 receptions in a single season, joining WR David Williams who accomplished the feat on two occasions (101 receptions in 1984 and 92 receptions in 1985) ... His 1,276 receiving yards is the second-highest single-season total in school history, falling three yards shy of passing the single season mark of 1,278 yards set by Williams in 1984 ... Was named the team's co-Most Improved Offensive Player and Most Outstanding Receiver as a junior in 2010, playing 13 games (nine starts), recording 56 receptions for 746 yards with seven touchdowns ... Appeared in eight games (three starts) as a sophomore in 2009, recording 10 receptions for 123 yards (12.3 avg.) with one touchdown and added 11 kickoff returns for 204 yards (18.5 avg.) ... Played in 12 games (one start) as a true freshman in 2008, recording 11 receptions for 287 yards (26.1 avg.) with three touchdowns and adding 22 kickoff returns for 490 yards (22.3 avg.) with one return for a touchdown ... Graduated with a degree in sport management.

### PERSONAL:

- Attended Terry Parket High School in Jacksonville, Fla., and was named to the Atlanta Journal-Constitution's Super Southern 100.
- As a senior, he registered 41 receptions for 515 yards and four touchdowns and added 40 carries for 251 yards en route to Prep Star All-Region and Super Prep All-American honors.
- Jenkins' father started an air conditioning company where A.J. would help him in the summer. Jenkins also worked at Target when he was a junior in high school.
- Born Alfred Alonzo Jenkins in Jacksonville, Fla.

### JENKINS' NFL STATISTICS

Year	Team	G-S	RECEIVING					RUSHING				
			No.	Yds.	Avg.	LG	TD	No.	Yds.	Avg.	LG	TD
2012	San Francisco	3-0	0	0	0.0	--	0	0	0	0.0	--	0
2013	Kansas City	16-1	8	130	16.3	48	0	2	6	3.0	5	0
2014	Kansas City	3-0	3	16	5.3	11	0	1	0	0.0	0	0
<b>Totals</b>		<b>22-1</b>	<b>11</b>	<b>146</b>	<b>13.3</b>	<b>48</b>	<b>0</b>	<b>3</b>	<b>6</b>	<b>3.0</b>	<b>5</b>	<b>0</b>

### POSTSEASON

Year	Team	G-S	RECEIVING					RUSHING				
			No.	Yds.	Avg.	LG	TD	No.	Yds.	Avg.	LG	TD
2012	San Francisco	2-0	0	0	0.0	--	0	0	0	0.0	--	0
2013	Kansas City	1-0	1	27	27.0	27	0	0	0	0.0	--	0
<b>Totals</b>		<b>3-0</b>	<b>1</b>	<b>27</b>	<b>27.0</b>	<b>27</b>	<b>0</b>	<b>0</b>	<b>0</b>	<b>0.0</b>	<b>--</b>	<b>0</b>

### JENKINS' GAME-BY-GAME STATISTICS

#### 2014

#### CHIEFS

Date	Opp.	RECEIVING					RUSHING				
		No.	Yds.	Avg.	LG	TD	No.	Yds.	Avg.	LG	TD
9/7	TENNESSEE	0	0	0.0	0	0	0	0	0.0	0	0
9/14	@ Denver	3	16	5.3	11	0	0	0	0.0	0	0
9/21	@ Miami	0	0	0.0	0	0	1	0	0.0	0	0
<b>TOTALS</b>		<b>3</b>	<b>16</b>	<b>5.3</b>	<b>11</b>	<b>0</b>	<b>1</b>	<b>0</b>	<b>0.0</b>	<b>0</b>	<b>0</b>

#### 2013

#### CHIEFS

Date	Opp.	RECEIVING					RUSHING				
		No.	Yds.	Avg.	LG	TD	No.	Yds.	Avg.	LG	TD
9/8	@ Jacksonville	0	0	0.0	--	0	0	0	0.0	--	0
9/15	DALLAS	0	0	0.0	--	0	0	0	0.0	--	0
9/19	@ Philadelphia	1	6	6.0	6	0	0	0	0.0	--	0
9/29	N.Y. GIANTS	0	0	0.0	--	0	0	0	0.0	--	0
10/6	@ Tennessee	0	0	0.0	--	0	0	0	0.0	--	0
10/13	OAKLAND	0	0	0.0	--	0	0	0	0.0	--	0
10/20	HOUSTON	0	0	0.0	--	0	0	0	0.0	--	0
10/27	CLEVELAND	0	0	0.0	--	0	0	0	0.0	--	0
11/3	@ Buffalo	0	0	0.0	--	0	0	0	0.0	--	0
11/17	@ Denver	0	0	0.0	--	0	0	0	0.0	--	0
11/24	SAN DIEGO	1	22	22.0	22	0	0	0	0.0	--	0
12/1	DENVER	3	35	11.7	26	0	0	0	0.0	--	0
12/8	@ Washington	0	0	0.0	--	0	0	0	0.0	--	0
12/15	@ Oakland	0	0	0.0	--	0	1	5	5.0	5	0
12/22	INDIANAPOLIS	0	0	0.0	--	0	0	0	0.0	--	0
12/29	@ San Diego	3	67	22.3	48	0	1	1	1.0	1	0
<b>TOTALS</b>		<b>8</b>	<b>130</b>	<b>16.3</b>	<b>48</b>	<b>0</b>	<b>2</b>	<b>6</b>	<b>3.0</b>	<b>5</b>	<b>0</b>


1/4/14	@ Indianapolis	0	0	0.0	--	0	1	27	27.0	27	0
<b>PLAYOFF TOTALS</b>		<b>0</b>	<b>0</b>	<b>0.0</b>	<b>--</b>	<b>0</b>	<b>1</b>	<b>27</b>	<b>27.0</b>	<b>27</b>	<b>0</b>

# JENKINS' GAME-BY-GAME STATISTICS

2012


49ERS

Date	Opp.	RECEIVING					RUSHING				
		No.	Yds.	Avg.	LG	TD	No.	Yds.	Avg.	LG	TD
9/9	@ Green Bay					<i>Active, Did not play</i>					
9/16	DETROIT					<i>Inactive</i>					
9/23	@ Minnesota					<i>Inactive</i>					
9/30	@ N.Y. Jets					<i>Inactive</i>					
10/7	BUFFALO					<i>Inactive</i>					
10/14	N.Y. GIANTS					<i>Inactive</i>					
10/18	SEATTLE					<i>Inactive</i>					
10/29	@ Arizona					<i>Inactive</i>					
11/11	ST. LOUIS					<i>Inactive</i>					
11/19	CHICAGO					<i>Inactive</i>					
11/25	@ New Orleans					<i>Inactive</i>					
12/2	@ St. Louis					<i>Active, Did not play</i>					
12/9	MIAMI	0	0	0.0	--	0	0	0	0.0	--	0
12/16	@ New England	0	0	0.0	--	0	0	0	0.0	--	0
12/23	@ Seattle					<i>Inactive</i>					
12/30	ARIZONA	0	0	0.0	--	0	0	0	0.0	--	0
<b>TOTALS</b>		<b>0</b>	<b>0</b>	<b>0.0</b>	<b>--</b>	<b>0</b>	<b>0</b>	<b>0</b>	<b>0.0</b>	<b>--</b>	<b>0</b>
1/12/13	GREEN BAY	0	0	0.0	--	0	0	0	0.0	--	0
1/20/13	@ Atlanta					<i>Active, Did not play</i>					
2/3/13	BALTIMORE	0	0	0.0	--	0	0	0	0.0	--	0
<b>TOTALS</b>		<b>0</b>	<b>0</b>	<b>0.0</b>	<b>--</b>	<b>0</b>	<b>0</b>	<b>0</b>	<b>0.0</b>	<b>--</b>	<b>0</b>



## JAMES-MICHAEL JOHNSON

LINEBACKER



**6-1 • 240 • Born: 8/20/89**  
**Fairfield, Calif. • NFL Exp: 3 (2nd with Chiefs)**  
**GP/GS (Playoffs) 29/11 (0/0)**  
**Acq: W (CLE)-13 • Nevada**

### PRO CAREER:

- Third-year linebacker joined Kansas City after being claimed off waivers from Cleveland prior to the start of the 2013 season after spending training camp with the Browns.
- Has played in 29 games (11 starts) recording 52 tackles (35 solo), 1.0 sack, one pass defended, one fumble recovery and one quarterback hurry.
- Originally entered the NFL as a fourth-round draft pick (120th overall) of the Cleveland Browns in the 2012 NFL Draft.

**TRANSACTIONS:** Claimed by Kansas City via waivers from Cleveland (9/1/13) ... Released by Cleveland (8/31/13) ... Signed with Cleveland (5/9/13) ... Originally entered the NFL as a fourth-round draft pick (120th overall) of the Cleveland Browns in the 2012 NFL Draft.

**KANSAS CITY (2013-14):** Has appeared in 19 games (three starts) tallying 20 tackles (18 solo), 1.0 sacks (-7.0 yards), a forced fumble, a pass defended and eight special teams tackles.

**2014:** Played in three games (two starts) picking up 11 tackles (nine solo).

**2013:** Played in all 16 contests (one start) on special teams and three on defense, recording nine solo tackles, 1.0 sack (-7.0 yards) a forced fumble, a pass defended and eight special teams tackles ... Placed on IR with an ankle injury on Dec. 31.

**CLEVELAND (2012):** Played in 10 games (eight starts), posting 32 tackles to go along with three special teams stops ... Inactive for the first four games of the regular season with an oblique injury ... Placed on injured reserve with a knee injury on Dec. 18.

**COLLEGE:** Played in 54 games (50 starts) in four seasons at the University of Nevada ... Totaled 299 tackles, 8.5 sacks, seven forced fumbles, three interceptions and two fumble recoveries ... Started all 13 contests as a senior in 2011, posting 101 tackles, 2.5 sacks, two forced fumbles, one fumble recovery and one interception ... Posted 88 tackles, including eight tackles for loss, 2.5 sacks (-17.0 yards), three forced fumbles, one fumble recovery and two passes defended as a junior in 2010 ... Started all 12 games at outside linebacker, recording 57 tackles, including 11.5 for loss, five passes defended and one interception as a sophomore in 2009 ... Played in 13 games (10 starts), grabbing 49 tackles, including 12.5 tackles for loss, as a redshirt freshman in 2008 ... Added an interception and a forced fumble ... Redshirted as a freshman in 2007 ... Majored in psychology at Nevada.

### PERSONAL:

- Prepped at Rodriguez High School in Fairfield, Calif., setting the school record for career sacks.
- Also played basketball and baseball.
- Native of Vallejo, Calif.

### JOHNSON'S NFL STATISTICS

Year	Team	G-S	TACKLES			SACKS		INTERCEPTIONS					FUMBLES		
			Solos	Asst.	Total	No.	Yds.	No.	Yds.	LG	TDs	PDs	FF	FR	Yds.
2012	Cleveland	10-8	17	15	32	0.0	0.0	0	0	--	0	0	0	0	0
2013	Kansas City	16-1	9	0	9	1.0	7.0	0	0	--	0	1	1	0	0
2014	Kansas City	3-2	9	2	11	0.0	0.0	0	0	--	0	0	0	0	0
<b>Totals</b>		<b>29-11</b>	<b>35</b>	<b>17</b>	<b>52</b>	<b>1.0</b>	<b>7.0</b>	<b>0</b>	<b>0</b>	<b>--</b>	<b>0</b>	<b>1</b>	<b>1</b>	<b>0</b>	<b>0</b>

**Additional Stats:** Has 11 special teams tackles - eight in 2013, three in 2012.

### POSTSEASON

Year	Team	G-S	TACKLES			SACKS		INTERCEPTIONS					FUMBLES		
			Solos	Asst.	Total	No.	Yds.	No.	Yds.	LG	TDs	PDs	FF	FR	Yds.
2013	Kansas City	0-0	0	0	0	0.0	0.0	0	0	--	0	0	0	0	0
<b>Totals</b>		<b>0-0</b>	<b>0</b>	<b>0</b>	<b>0</b>	<b>0.0</b>	<b>0.0</b>	<b>0</b>	<b>0</b>	<b>--</b>	<b>0</b>	<b>0</b>	<b>0</b>	<b>0</b>	<b>0</b>

### SINGLE-GAME CAREER HIGHS

**Tackles:** 9 (four solo) vs. San Diego (10/28/12)  
**Sacks:** 1.0, at San Diego (12/29/13)

**Forced Fumbles:** 1, at Washington (12/8/13)  
**Passes Defended:** 1, at Washington (12/8/13)

# JOHNSON'S GAME-BY-GAME STATISTICS

## 2014

### CHIEFS

Date	Opp.	Tkl	Ast	Tot	TFL	Sck	INT	FR	FF	PR	PD
9/7	TENNESSEE	2	1	3	0	0.0	0-0	0	0	0	0
9/14	@ Denver	4	0	4	1	0.0	0-0	0	0	0	0
9/21	@ Miami	3	1	4	0	0.0	0-0	0	0	0	0
<b>TOTALS</b>		<b>9</b>	<b>2</b>	<b>11</b>	<b>1</b>	<b>0.0</b>	<b>0-0</b>	<b>0</b>	<b>0</b>	<b>0</b>	<b>0</b>

## 2013

### CHIEFS

Date	Opp.	Tkl	Ast	Tot	TFL	Sck	INT	FR	FF	PR	PD
9/8	@ Jacksonville	0	0	0	0	0.0	0-0	0	0	0	0
9/15	DALLAS	0	0	0	0	0.0	0-0	0	0	0	0
9/19	@ Philadelphia	0	0	0	0	0.0	0-0	0	0	0	0
9/29	N.Y. GIANTS	0	0	0	0	0.0	0-0	0	0	0	0
10/6	@ Tennessee	0	0	0	0	0.0	0-0	0	0	0	0
10/13	OAKLAND	0	0	0	0	0.0	0-0	0	0	0	0
10/20	HOUSTON	0	0	0	0	0.0	0-0	0	0	0	0
10/27	CLEVELAND	0	0	0	0	0.0	0-0	0	0	0	0
11/3	@ Buffalo	0	0	0	0	0.0	0-0	0	0	0	0
11/17	@ Denver	0	0	0	0	0.0	0-0	0	0	0	0
11/24	SAN DIEGO	0	0	0	0	0.0	0-0	0	0	0	0
12/1	DENVER	0	0	0	0	0.0	0-0	0	0	0	0
12/8	@ Washington	2	0	2	0	0.0	0-0	0	1	0	1
12/15	@ Oakland	2	0	2	0	0.0	0-0	0	0	0	0
12/22	INDIANAPOLIS	0	0	0	0	0.0	0-0	0	0	0	0
12/29	@ San Diego	5	0	5	1	1.0	0-0	0	0	1	0
<b>TOTALS</b>		<b>9</b>	<b>0</b>	<b>9</b>	<b>1</b>	<b>1.0</b>	<b>0-0</b>	<b>0</b>	<b>1</b>	<b>1</b>	<b>1</b>

1/4/14 @ Indianapolis

Injured Reserve/Ankle

**PLAYOFF TOTALS**      **0**   **0**   **0**   **0**   **0.0**   **0-0**   **0**   **0**   **0**   **0**

## 2012

### BROWNS

Date	Opp.	Tkl	Ast	Tot	TFL	Sck	INT	FR	FF	PR	PD
9/9	PHILADELPHIA						Inactive/Oblique				
9/16	@ Cincinnati						Inactive/Oblique				
9/23	BUFFALO						Inactive/Oblique				
9/27	@ Baltimore						Inactive/Oblique				
10/7	@ N.Y. Giants	0	0	0	0	0.0	0-0	0	0	0	0
10/14	CINCINNATI	1	1	2	0	0.0	0-0	0	0	0	0
10/21	@ Indianapolis	0	1	1	0	0.0	0-0	0	0	0	0
10/28	SAN DIEGO	4	5	9	1	0.0	0-0	0	0	0	0
11/4	BALTIMORE	4	2	6	0	0.0	0-0	0	0	0	0
11/18	@ Dallas	3	1	4	0	0.0	0-0	0	0	0	0
11/25	PITTSBURGH	3	1	4	1	0.0	0-0	0	0	0	0
12/2	@ Oakland	0	0	0	0	0.0	0-0	0	0	0	0
12/9	KANSAS CITY	0	2	2	0	0.0	0-0	0	0	0	0
12/16	WASHINGTON	2	2	4	0	0.0	0-0	0	0	0	0
12/23	@ Denver						Injured Reserve/Knee				
12/30	@ Pittsburgh						Injured Reserve/Knee				
<b>TOTALS</b>		<b>17</b>	<b>15</b>	<b>32</b>	<b>2</b>	<b>0.0</b>	<b>0-0</b>	<b>0</b>	<b>0</b>	<b>0</b>	<b>0</b>





# KELCE'S GAME-BY-GAME STATISTICS

2014

CHIEFS

Date	Opp.	RECEIVING					RUSHING				
		No.	Yds.	Avg.	LG	TD	No.	Yds.	Avg.	LG	TD
9/7	TENNESSEE	3	49	16.3	27	0	0	0	0.0	--	0
9/14	@ Denver	4	81	20.3	24	0	0	0	0.0	--	0
9/21	@ Miami	3	36	12.0	20t	1	0	0	0.0	--	0
TOTALS		10	166	16.6	27	1	0	0	0.0	--	0

2013

CHIEFS

Date	Opp.	RECEIVING					RUSHING				
		No.	Yds.	Avg.	LG	TD	No.	Yds.	Avg.	LG	TD
9/8	@ Jacksonville					<i>Did Not Play</i>					
9/15	DALLAS	0	0	0.0	--	0	0	0	0.0	--	0
9/19	@ Philadelphia					<i>Inactive</i>					
9/29	N.Y. GIANTS					<i>Inactive</i>					
10/6	@ Tennessee					<i>Inactive</i>					
10/13	OAKLAND					<i>Injured Reserve/Knee</i>					
10/20	HOUSTON					<i>Injured Reserve/Knee</i>					
10/27	CLEVELAND					<i>Injured Reserve/Knee</i>					
11/3	@ Buffalo					<i>Injured Reserve/Knee</i>					
11/17	@ Denver					<i>Injured Reserve/Knee</i>					
11/24	SAN DIEGO					<i>Injured Reserve/Knee</i>					
12/1	DENVER					<i>Injured Reserve/Knee</i>					
12/8	@ Washington					<i>Injured Reserve/Knee</i>					
12/15	@ Oakland					<i>Injured Reserve/Knee</i>					
12/22	INDIANAPOLIS					<i>Injured Reserve/Knee</i>					
12/29	@ San Diego					<i>Injured Reserve/Knee</i>					
TOTALS		0	0	0.0	--	0	0	0	0.0	--	0
1/4/14	@ Indianapolis					<i>Injured Reserve/Knee</i>					
PLAYOFF TOTALS		0	0	0.0	--	0	0	0	0.0	--	0



**ERIC  
KUSH**  
CENTER



**64**

6-4 • 313 • Born: 9/9/89  
Bridgeville, Pa. • NFL Exp: 2 (2nd with Chiefs)  
GP/GS (Playoffs): 3/1 (0/0)  
Acq: D6a-13 • California (Pa.)

**PRO CAREER:**

- Second-year offensive lineman has played in three games (one start) in his NFL career.
- Drafted by the Chiefs with the first of two sixth-round picks (170th overall) in the 2013 NFL Draft.
- Saw his first NFL action as a reserve center at Jacksonville (9/8/13).
- Made his first NFL start at San Diego (12/29/13).

**TRANSACTIONS:** Signed with Kansas City (5/10/13) ... Originally entered the NFL as the first of Kansas City's two sixth-round pick (170th overall) in the 2013 NFL Draft.

**2014:** Was active but did not play for two games and inactive for one game.

**2013:** Played in two games (one start) on offense and one game on special teams and was inactive for 13 contests ... Was inactive in an AFC Wild Card Game at Indianapolis (1/4/14).

**COLLEGE:** Appeared in 49 games (31 starts) in five years at California University (Pa.) ... Selected to the East-West Shrine Game as

a senior in 2012 ... Also named D2Football.com second-team All-American, Don Hansen Third-Team All-Region, AllPSAC West First-Team while starting all 11 games (10 at center, one at left tackle) ... Opened 12 games at center and earned the DeMichela Award ... Started nine games at left tackle as a sophomore in 2010 ... Appeared in 15 games as a reserve lineman and on special teams as a redshirt freshman in 2009 ... Appeared in two games as a true freshman before being granted a medical redshirt ... Majored in justice studies at California University of Pennsylvania.

**PERSONAL:**

- Prepped at Chartiers Valley, earning second-team all-state honors, first-team all-conference and was an East-West All-Star.

**GAMES PLAYED/GAMES STARTED**

2013 (3/1), 2014 (0/0) — 3/1. **PLAYOFFS:**  
2013 (0/0) — 0/0.



**JEFF  
LINKENBACH**  
OFFENSIVE LINE



**74**

6-6 • 325 • Born: 6/9/87  
 Sandusky, Ohio • NFL Exp: 5 (1st with Chiefs)  
 GP/GS (Playoffs): 63/33 (4/2)  
 Acq: UFA-14 • Cincinnati

#### PRO CAREER:

- Fifth-year offensive lineman has played in 63 games (33 starts).
- Has also seen action in four postseason contests (two starts).
- Has played all four offensive line positions.
- Offensive lineman joined the Chiefs as a free agent on 3/12/14.
- Made his first career start at Denver (9/26/11).

**TRANSACTIONS:** Signed with Kansas City as a UFA (3/12/14) ... Signed by the Colts as an undrafted free agent (4/30/10).

**KANSAS CITY (2014):** Has played in three games.

**INDIANAPOLIS (2010-13):** Played in 60 games (33 starts) on the offensive line and special teams ... Has seen action in four postseason contests (two starts).

**2013:** Played in 12 games (5 starts) on the offensive line and was inactive in four contests and saw action in two postseason games.

**2012:** Played in 16 games with four starts at left guard and four starts at right tackle ... Started in his second career playoff game at left guard at Baltimore (1/6/13).

**2011:** Started all 16 games splitting the time between left and right tackle.

**2010:** Played in 16 games including four starts with three at right guard and one at left tackle... Started in the Wild Card playoff game vs. NY Jets (1/8/11) ... Made his first career start at Denver (9/26).

**COLLEGE:** Appeared in 50 games (42 starts) at offensive tackle for the University of Cincinnati ... Started 13 games as a senior and helped the team rush for 1,803 yards while running backs amassed 23 touchdowns ... Won the starting role as a freshman and garnered the school's Offensive Newcomer of the Year.

#### PERSONAL:

- Attended Margaretta High School in Castalia, Ohio.
- Was a two-time all-league and all-district selection.
- Was a three-year starter and participated on the Academic Challenge Team.

#### GAMES PLAYED/GAMES STARTED

2010 IND (16/4), 2011 IND (16/16), 2012 IND (16/8), 2013 IND (12/5), 2014 KC (3/0) — 63/33. **PLAYOFFS:** 2010 IND (1/1), 2012 IND (1/1), 2013 IND (2/0) — 4/2.



# JOSH MARTIN

LINEBACKER/DEFENSIVE END



# 95

6-3 • 245 • Born: 11/7/91  
 Aurora, Colo. • NFL Exp: 2 (2nd with Chiefs)  
 GP/GS (Playoffs): 8/1 (1/0)  
 Acq: FA-13 • Columbia (N.Y.)

## PRO CAREER:

- Second-year linebacker/defensive end signed with the Chiefs as an undrafted free agent out of Columbia (N.Y.) on May 1, 2013.
- Saw his first NFL action vs. Denver (12/8/13).
- Made his first NFL start at San Diego (12/29/13).

**TRANSACTIONS:** Signed to Kansas City's active roster from the practice squad (11/30/13) ... Added to Kansas City's practice squad (9/25/13) ... Waived by Kansas City (9/24/13) ... Signed as a rookie free agent with Kansas City (5/1/13).

**2014:** Appeared in three games recording two special teams tackles.

**2013:** Played in five contests (one start) and was inactive in the first three contests before spending eight weeks on the practice squad and then being signed to the active roster again

... Had three solo tackles, three special teams tackles and one forced fumble on special teams ... Played on special teams in an AFC Wild Card game at Indianapolis (1/4/14), recording a special teams stop.

**COLLEGE:** Played in 30 games for Columbia University in the City of New York, tallying 140 tackles (85 solo), 29.5 tackles for loss, 17.5 sacks (-118.0 yards), two forced fumbles, five fumble recoveries and two passes defended ... Earned first-team Ivy League honors his senior year ... Earned Ivy League Co-Defensive Player of the Week after having three of the team's six sacks in the Empire State Bowl win over Cornell.

## PERSONAL:

- Played both offense and defense at Cherokee Trail High School in Aurora, Colo.

## MARTIN'S NFL STATISTICS

Year	Team	G-S	TACKLES			SACKS		INTERCEPTIONS				FUMBLES			QB Press.
			Solos	Asst.	Total	No.	Yds.	No.	Yds.	LG	PDs	FF	FR	Yds.	
2013	Kansas City	5-1	8	1	9	0.0	0.0	0	0	--	0	0	0	0	0
2014	Kansas City	3-0	0	0	0	0.0	0.0	0	0	--	0	0	0	0	0
<b>Totals</b>		<b>8-1</b>	<b>8</b>	<b>1</b>	<b>9</b>	<b>0.0</b>	<b>0.0</b>	<b>0</b>	<b>0</b>	<b>--</b>	<b>0</b>	<b>0</b>	<b>0</b>	<b>0</b>	<b>0</b>

**Additional Stats:** Has two special teams tackles in 2014 and three in 2013. Has a forced fumble on special teams, forcing a CB Taiwan Jones fumble on a kickoff return at Oakland (12/15/13).

## POSTSEASON

		2013 SEASON													
Year	Team	G-S	TACKLES			SACKS		INTERCEPTIONS				FUMBLES			
			Solos	Asst.	Total	No.	Yds.	No.	Yds.	LG	TDs	PDs	FF	FR	Yds.
2013	Kansas City	1-0	0	0	0	0.0	0.0	0	0	--	0	0	0	0	0
	Totals	1-0	0	0	0	0.0	0.0	0	0	--	0	0	0	0	0

**Additional Stats:** Recorded one special teams tackle in 2013.

# MARTIN'S GAME-BY-GAME STATISTICS

2014

CHIEFS




Date	Opp.	Tkl	Ast	Tot	TFL	Sck	INT	FR	FF	PR	PD
9/7	TENNESSEE	0	0	0	0	0.0	0-0	0	0	0	0
9/14	@ Denver	0	0	0	0	0.0	0-0	0	0	0	0
9/21	@ Miami	0	0	0	0	0.0	0-0	0	0	0	0
<b>TOTALS</b>		<b>0</b>	<b>0</b>	<b>0</b>	<b>0</b>	<b>0.0</b>	<b>0-0</b>	<b>0</b>	<b>0</b>	<b>0</b>	<b>0</b>

2013

CHIEFS

Date	Opp.	Tkl	Ast	Tot	TFL	Sck	INT	FR	FF	PR	PD
9/8	@ Jacksonville					Inactive					
9/15	DALLAS					Inactive					
9/19	@ Philadelphia					Inactive					
9/29	N.Y. GIANTS					Practice Squad					
10/6	@ Tennessee					Practice Squad					
10/13	OAKLAND					Practice Squad					
10/20	HOUSTON					Practice Squad					
10/27	CLEVELAND					Practice Squad					
11/3	@ Buffalo					Practice Squad					
11/17	@ Denver					Practice Squad					
11/24	SAN DIEGO					Practice Squad					
12/1	DENVER	0	0	0	0	0.0	0-0	0	0	0	0
12/8	@ Washington	0	0	0	0	0.0	0-0	0	0	0	0
12/15	@ Oakland	0	0	0	0	0.0	0-0	0	0	0	0
12/22	INDIANAPOLIS	3	0	3	0	0.0	0-0	0	0	0	0
12/29	@ San Diego	5	1	6	0	0.0	0-0	0	0	0	0
<b>TOTALS</b>		<b>8</b>	<b>1</b>	<b>9</b>	<b>0</b>	<b>0.0</b>	<b>0-0</b>	<b>0</b>	<b>0</b>	<b>0</b>	<b>0</b>
1/4/14	@ Indianapolis	0	0	0	0	0.0	0-0	0	0	0	0
<b>TOTALS</b>		<b>0</b>	<b>0</b>	<b>0</b>	<b>0</b>	<b>0.0</b>	<b>0-0</b>	<b>0</b>	<b>0</b>	<b>0</b>	<b>0</b>



	<div style="text-align: center;">   </div> <p> <b>JOSH MAUGA</b>  <b>LINEBACKER</b> </p> <p> <b>6-1 • 245 • Born: 6/20/87</b>  <b>Fallon, Nevada • NFL Exp: 5 (1st with Chiefs)</b>  <b>GP/GS (Playoffs) 32/4 (3/0)</b>  <b>Acq: FA-14 • Nevada</b> </p>
---	---

#### PRO CAREER:

- Fifth-year linebacker enters his first season with the Chiefs.
- Has played in 32 games (four starts) in four seasons, recording 40 tackles (30 solo), including two tackles for loss, one interception returned 11 yards, one pass defended, two QB hits and 40 special teams tackles.
- Has seen action in three postgame contests and recorded three special teams tackles.
- Spent the 2013 season on injured reserve with a back injury.
- Originally entered the NFL as an undrafted free agent with the N.Y. Jets on Aug. 17, 2009.

**TRANSACTIONS:** Signed by Kansas City (7/24/14) ... Re-signed by the N.Y. Jets (3/11/13) ... Elevated to the active Jets active roster (10/26/10) ... Signed to the Jets practice squad (9/7/10) ... Released by the N.Y. Jets (9/4/10) ... Signed by the N.Y. Jets (1/6/10) ... Released by the Jets (12/19/09) ... Signed to the Jets practice squad (12/10/09) ... Waived/Injured by the N.Y. Jets (8/28/09) ... Originally entered the NFL as an undrafted free agent with the N.Y. Jets (8/17/09).

**KANSAS CITY (2014):** Started three contests recording 19 tackles (18 solo) and one quarterback hurry.

**N.Y. JETS (2009-13):** Played in 29 games (one start) and logged 21 tackles (12 solo), including two tackles for loss, one interception returned 11 yards, one pass defended and one QB hit ... Also logged 40 special teams tackles ... Saw action in three postgame contests.

**2013:** Spent the season on the clubs injured reserve list with a back injury.

**2012:** Played in five games and recorded

three tackles (two solo) and five special teams stops before being placed on injured reserve with a torn pectoral muscle.

**2011:** Played all 16 games (one start), recording 16 tackles (nine solo), including one behind the line of scrimmage, one interception returned 11 yards and one pass defended ... Also recorded 20 special teams stops.

**2010:** Played in eight games and recorded two tackles (one solo), one QB hit and one tackle for loss ... Saw action in three postseason contests and recorded three special teams stops.

**2009:** Signed to the club as an undrafted free agent during the preseason (8/17/09) and waived/injured before the start of regular season (8/28/09) ... Later signed to the practice squad (12/10/09) where he spent the rest of the season.

**COLLEGE:** Four-year letterman at Nevada, playing in 45 games and recorded 224 tackles (121 solo), 7.0 sacks (-46.0 yards), four interceptions returned 75 yards, seven passes defended, five forced fumbles and two fumble recoveries ... Was the WAC leader in tackles (11.7 per game avg.) through the first seven games of the 2007 season before suffering an MCL injury that kept him out until he posted 11 tackles in the bowl loss to New Mexico.

#### PERSONAL:

- Named the 2004 High Desert League Defensive Player of the Year as a senior at Churchill County High School.
- Earned all-league honors as a running back as a junior and senior at Churchill County High School.
- Was a top-ranked heavyweight wrestler in the state of Nevada.
- Majored in business at Nevada.
- Last name pronounced Maw-GAH.

### MAUGA'S NFL STATISTICS

Year	Team	G-S	TACKLES			SACKS		INTS			FUMBLES			QB
			Solos	Asst.	Total	No.	Yds.	No.	Yds.	PDs	FF	FR	Yds.	Press.
2009	N.Y. Jets					Not on Roster								
2010	N.Y. Jets	8-0	1	1	2	0.0	0.0	0	0	0	0	0	0	1
2011	N.Y. Jets	16-1	9	7	16	0.0	0.0	1	11	1	0	0	0	1
2012	N.Y. Jets	5-0	2	1	3	0.0	0.0	0	0	0	0	0	0	0
2013	N.Y. Jets	0-0	0	0	0	0.0	0.0	0	0	0	0	0	0	0
2014	Kansas City	3-3	18	1	19	0.0	0.0	0	0	0	0	0	0	1
Totals		32-4	30	10	40	0.0	0.0	1	11	1	0	0	0	3

**Additional Statistics:** Has 40 special teams tackles -- five in 2012, 20 in 2011 and 15 in 2010.

### POSTSEASON

		TACKLES				SACKS		INTERCEPTIONS				FUMBLES			
Year	Team	G-S	Solos	Asst.	Total	No.	Yds.	No.	Yds.	LG	TDs	PDs	FF	FR	Yds.
2010	N.Y. Jets	3-0	0	0	0	0.0	0.0	0	0	--	0	0	0	0	0
Totals		3-0	0	0	0	0.0	0.0	0	0	--	0	0	0	0	0

**Additional Statistics:** Has five special teams tackles -- five in 2010.

### MAUGA'S GAME-BY-GAME STATISTICS

**2014**

**KANSAS CITY**

Date	Opp.	Tkl	Ast	Tot	TFL	Sck	INT	FR	FF	PR	PD
9/7	TENNESSEE	8	0	8	0	0.0	0-0	0	0	0	0
9/14	@ Denver	5	1	6	0	0.0	0-0	0	0	0	0
9/21	@ Miami	5	0	5	0	0.0	0-0	0	0	0	0
<b>TOTALS</b>		<b>18</b>	<b>1</b>	<b>19</b>	<b>0</b>	<b>0.0</b>	<b>0-0</b>	<b>0</b>	<b>0</b>	<b>0</b>	<b>0</b>

**MAUGA'S GAME-BY-GAME STATISTICS**
**2013**
**JETS**

Date	Opp.	Tkl	Ast	Tot	TFL	Sck	INT	FR	FF	PR	PD
9/8	TAMPA BAY				<i>Injured Reserve/Back</i>						
9/12	@ New England				<i>Injured Reserve/Back</i>						
9/22	BUFFALO				<i>Injured Reserve/Back</i>						
9/29	@ Tennessee				<i>Injured Reserve/Back</i>						
10/7	@ Atlanta				<i>Injured Reserve/Back</i>						
10/13	PITTSBURGH				<i>Injured Reserve/Back</i>						
10/20	NEW ENGLAND				<i>Injured Reserve/Back</i>						
10/27	@ Cincinnati				<i>Injured Reserve/Back</i>						
11/3	NEW ORLEANS				<i>Injured Reserve/Back</i>						
11/17	@ Buffalo				<i>Injured Reserve/Back</i>						
11/24	@ Baltimore				<i>Injured Reserve/Back</i>						
12/1	MIAMI				<i>Injured Reserve/Back</i>						
12/8	OAKLAND				<i>Injured Reserve/Back</i>						
12/15	@ Carolina				<i>Injured Reserve/Back</i>						
12/22	CLEVELAND				<i>Injured Reserve/Back</i>						
12/29	@ Miami				<i>Injured Reserve/Back</i>						
<b>TOTALS</b>		<b>0</b>	<b>0</b>	<b>0</b>	<b>0</b>	<b>0.0</b>	<b>0-0</b>	<b>0</b>	<b>0</b>	<b>0</b>	<b>0</b>

**2012**
**JETS**

Date	Opp.	Tkl	Ast	Tot	TFL	Sck	INT	FR	FF	PR	PD
9/9	BUFFALO	0	0	0	0	0.0	0-0	0	0	0	0
9/16	@ Pittsburgh	0	0	0	0	0.0	0-0	0	0	0	0
9/23	@ Miami	0	0	0	0	0.0	0-0	0	0	0	0
9/30	SAN FRANCISCO	0	0	0	0	0.0	0-0	0	0	0	0
10/8	HOUSTON	2	1	3	0	0.0	0-0	0	0	0	0
10/14	INDIANAPOLIS				<i>Injured Reserve/Torn Pectoral</i>						
10/21	@ New England				<i>Injured Reserve/Torn Pectoral</i>						
10/28	MIAMI				<i>Injured Reserve/Torn Pectoral</i>						
11/11	@ Seattle				<i>Injured Reserve/Torn Pectoral</i>						
11/18	@ St. Louis				<i>Injured Reserve/Torn Pectoral</i>						
11/22	NEW ENGLAND				<i>Injured Reserve/Torn Pectoral</i>						
12/2	ARIZONA				<i>Injured Reserve/Torn Pectoral</i>						
12/9	@ Jacksonville				<i>Injured Reserve/Torn Pectoral</i>						
12/17	@ Tennessee				<i>Injured Reserve/Torn Pectoral</i>						
12/23	SAN DIEGO				<i>Injured Reserve/Torn Pectoral</i>						
12/30	@ Buffalo				<i>Injured Reserve/Torn Pectoral</i>						
<b>TOTALS</b>		<b>2</b>	<b>1</b>	<b>3</b>	<b>0</b>	<b>0.0</b>	<b>0-0</b>	<b>0</b>	<b>0</b>	<b>0</b>	<b>0</b>

# MAUGA'S GAME-BY-GAME STATISTICS

## 2011

### JETS

Date	Opp.	Tkl	Ast	Tot	TFL	Sck	INT	FR	FF	PR	PD
9/11	DALLAS	0	0	0	0	0.0	0-0	0	0	0	0
9/18	JACKSONVILLE	1	2	3	0	0.0	1-11	0	0	0	1
9/25	@ Oakland	0	0	0	0	0.0	0-0	0	0	0	0
10/2	@ Baltimore	2	0	2	0	0.0	0-0	0	0	0	0
10/9	@ New England	0	0	0	0	0.0	0-0	0	0	0	0
10/17	MIAMI	0	0	0	0	0.0	0-0	0	0	0	0
10/23	SAN DIEGO	1	0	1	0	0.0	0-0	0	0	0	0
11/6	@ Buffalo	0	0	0	0	0.0	0-0	0	0	0	0
11/13	NEW ENGLAND	0	0	0	0	0.0	0-0	0	0	0	0
11/17	@ Denver	1	0	1	0	0.0	0-0	0	0	0	0
11/27	BUFFALO	1	0	1	0	0.0	0-0	0	0	0	0
12/4	@ Washington	1	1	2	0	0.0	0-0	0	0	0	0
12/11	KANSAS CITY	0	1	1	0	0.0	0-0	0	0	0	0
12/18	@ Philadelphia	1	0	1	0	0.0	0-0	0	0	0	0
12/24	N.Y. GIANTS	0	0	0	0	0.0	0-0	0	0	0	0
1/1/12	@ Miami	4	0	4	0	0.0	0-0	0	0	0	0
<b>TOTALS</b>		<b>9</b>	<b>7</b>	<b>16</b>	<b>0</b>	<b>0.0</b>	<b>1-11</b>	<b>0</b>	<b>0</b>	<b>0</b>	<b>1</b>

## 2010




### JETS

Date	Opp.	Tkl	Ast	Tot	TFL	Sck	INT	FR	FF	PR	PD
9/13	BALTIMORE					Practice Squad					
9/19	NEW ENGLAND					Practice Squad					
9/26	@ Miami					Practice Squad					
10/3	@ Buffalo					Practice Squad					
10/11	MINNESOTA					Practice Squad					
10/17	@ Denver					Practice Squad					
10/31	GREEN BAY	0	0	0	0	0.0	0-0	0	0	0	0
11/7	@ Detroit	0	0	0	0	0.0	0-0	0	0	0	0
11/14	@ Cleveland					Inactive					
11/21	HOUSTON					Inactive					
11/25	CINCINNATI	0	0	0	0	0.0	0-0	0	0	0	0
12/6	@ New England	0	0	0	0	0.0	0-0	0	0	0	0
12/12	MIAMI	0	0	0	0	0.0	0-0	0	0	0	0
12/19	@ Pittsburgh	0	0	0	0	0.0	0-0	0	0	0	0
12/26	@ Chicago	0	0	0	0	0.0	0-0	0	0	0	0
1/2/11	BUFFALO	1	1	2	0	0.0	0-0	0	0	0	0
<b>TOTALS</b>		<b>1</b>	<b>1</b>	<b>2</b>	<b>0</b>	<b>0.0</b>	<b>0-0</b>	<b>0</b>	<b>0</b>	<b>0</b>	<b>0</b>
1/8/11	@ Indianapolis	0	0	0	0	0.0	0-0	0	0	0	0
1/16/11	@ New England	0	0	0	0	0.0	0-0	0	0	0	0
1/23/11	@ Pittsburgh	0	0	0	0	0.0	0-0	0	0	0	0
<b>PLAYOFF TOTALS</b>		<b>0</b>	<b>0</b>	<b>0</b>	<b>0</b>	<b>0.0</b>	<b>0-0</b>	<b>0</b>	<b>0</b>	<b>0</b>	<b>0</b>

## 2009

### JETS

Date	Opp.	Tkl	Ast	Tot	TFL	Sck	INT	FR	FF	PR	PD
9/13	@ Houston					Not on Roster					
9/20	NEW ENGLAND					Not on Roster					
9/26	TENNESSEE					Not on Roster					
10/3	@ Indianapolis					Not on Roster					
10/11	@ Miami					Not on Roster					
10/17	BUFFALO					Not on Roster					
10/31	@ Oakland					Not on Roster					
11/7	MIAMI					Not on Roster					
11/14	JACKSONVILLE					Not on Roster					
11/21	@ New England					Not on Roster					
11/25	CAROLINA					Not on Roster					
12/6	@ Buffalo					Not on Roster					
12/12	@ Tampa Bay					Practice Squad					
12/19	ATLANTA					Not on Roster					
12/26	@ Indianapolis					Not on Roster					
1/2/10	CINCINNATI					Not on Roster					
<b>TOTALS</b>		<b>0</b>	<b>0</b>	<b>0</b>	<b>0</b>	<b>0.0</b>	<b>0-0</b>	<b>0</b>	<b>0</b>	<b>0</b>	<b>0</b>

	<div style="text-align: center;"> <b>JOE MAYS</b>  <b>LINEBACKER</b> </div> <div style="text-align: right;">   </div> <hr/> <p> <b>5-11 • 244 • Born: 7/6/85</b>  <b>Chicago, Ill. • NFL Exp: 7 (1st with Chiefs)</b>  <b>GP/GS (Playoffs): 61/35 (3/2)</b>  <b>Acq: UFA-14 • North Dakota State</b> </p>
---	--

### PRO CAREER:

- Seventh-year linebacker enters his first season with the Chiefs in 2014 after spending a season in Houston (2013), three seasons in Denver (2010-12) and two seasons in Philadelphia (2008-09).
- Owns 194 tackles (141 solo), 1.5 sacks (-10.5 yards), six passes defended, nine quarterback pressures, 18 tackles for loss and one forced fumble. He also has 26 special teams stops.
- Has played in three postseason contests (two starts) and recorded 15 tackles (nine solo), one pass defended and two special teams stops.
- Originally entered the NFL as Philadelphia's sixth round pick (200th overall) in the 2008 NFL Draft.

**TRANSACTIONS:** Signed with Kansas City as an Unrestricted Free Agent (3/12/14) ... Signed with Houston (7/30/13) ... Released from Denver (7/23/13) ... Resigned with Denver (3/18/12) ... Traded to Denver (7/30/10) ... Selected with the Eagles sixth round pick (200th Overall) in the 2008 NFL Draft.

**HOUSTON (2013):** Played in 14 games (13 starts), recording 66 tackles (41 solo), 1.0 sack (-7.0 yards), three passes defended, six tackles for loss and one special teams tackle.

**DENVER (2010-12):** Played in 34 games (21 starts), 124 tackles (96 solo), 0.5 sacks (-3.5 yards), three passes defended and 11 special teams tackles.

**2012:** Played in six games (four starts) and recorded 19 tackles (seven solo) and one special teams tackle.

**2011:** Played in 16 games (12 starts) and recorded 74 tackles (63 solo), two passes

defensed and one special teams tackle. He started both postseason contests and recorded 15 tackles (nine solo) and one pass defended.

**2010:** Played in 12 games (five starts) and recorded 31 tackles (26 solo), one pass defended and nine special teams tackles.

**PHILADELPHIA (2008-09):** Saw action in 13 games (one start) and had a forced fumble and 14 special teams stops. Played in one postseason contest and had two special teams stops.

**2009:** Played in 11 games (one start) and had four solo tackles, one forced fumble and 14 special teams stops. Also appeared in the Eagles Wild Card game against the Cowboys and had two special teams tackles.

**2008:** Played in two games and was inactive for 14 contests and three postseason games.

**COLLEGE:** Played in 43 games (31 starts) for North Dakota State University, where he tallied 285 tackles, including a school-record 159 solo stops with 29.5 tackles for loss, 11.0 sacks and three interceptions. He earned first-team Division I-AA honors and was named the Great West Conference Defensive Player of the Year as a senior in 2007 after leading the Bison with a career-high 90 tackles, including nine for a loss and 2.5 sacks.

### PERSONAL:

- Attended Hyde Park Career Academy in Chicago, where he earned first-team All-City honors as a senior after tallying 115 tackles, 16.0 sacks and two interceptions.
- Did not play football until his junior year and went on to earn first-team all-conference honors during his final two seasons.
- Married; wife, LaToyia with a son, Jai, and a daughter, Joi.

### MAYS' NFL STATISTICS

Year	Team	G-S	TACKLES			SACKS		INTS			FUMBLES		QB
			Solos	Asst.	Total	No.	Yds.	No.	Yds.	PDs	FF	FR	Yds. Press.
2008	Philadelphia	2-0	0	0	0	0.0	0.0	0	0	0	0	0	0
2009	Philadelphia	11-1	4	0	4	0.0	0.0	0	0	0	1	0	0
2010	Denver	12-5	26	5	31	0.0	0.0	0	0	1	0	0	1
2011	Denver	16-12	63	11	74	0.0	0.0	0	0	2	0	0	3
2012	Denver	6-4	7	12	19	0.5	3.5	0	0	0	0	0	1
2013	Houston	14-13	41	25	66	1.0	7.0	0	0	3	0	0	4
<b>Totals</b>		<b>61-35</b>	<b>141</b>	<b>53</b>	<b>194</b>	<b>1.5</b>	<b>10.5</b>	<b>0</b>	<b>0</b>	<b>0</b>	<b>1</b>	<b>0</b>	<b>9</b>

**Additional Stats:** Has 26 special teams tackles - 1 in 2013, 1 in 2012, 1 in 2011, 9 in 2010, 14 in 2009.

### POSTSEASON

Year	Team	G-S	TACKLES			SACKS		INTS			FUMBLES		QB
			Solos	Asst.	Total	No.	Yds.	No.	Yds.	PDs	FF	FR	Yds. Press.
2009	Philadelphia	1-0	0	0	0	0.0	0.0	0	0	0	0	0	0
2011	Denver	2-0	9	6	15	0.0	0.0	0	0	1	0	0	0
<b>Totals</b>		<b>4-1</b>	<b>7</b>	<b>0</b>	<b>7</b>	<b>0.0</b>	<b>0.0</b>	<b>2</b>	<b>5</b>	<b>2</b>	<b>0</b>	<b>0</b>	<b>0</b>

**Additional Stats:** Has 2 special teams tackles - 2 in 2009.

### SINGLE GAME CAREER HIGHS

**Tackles:** 13 (5 solo) at Indianapolis (12/15/13)     **Passes Defensed:** 1, six times, last vs. Denver (12/22/13)  
**Sacks:** 1.0 vs. Indianapolis (11/3/13)

### MAYS' GAME-BY-GAME STATISTICS

**2013**

**TEXANS**

Date	Opp.	Tkl	Ast	Tot	TFL	Sck	INT	FR	FF	PR	PD
9/9	@ San Diego	3	1	4	0	0.0	0-0	0	0	0	0
9/15	TENNESSEE	1	0	1	0	0.0	0-0	0	0	0	0
9/22	@ Baltimore	2	3	5	0	0.0	0-0	0	0	0	0
9/29	SEATTLE	3	2	5	0	0.0	0-0	0	0	0	0
10/6	@ San Francisco	1	2	3	0	0.0	0-0	0	0	0	0
10/13	ST. LOUIS	1	2	3	0	0.0	0-0	0	0	0	0
10/20	@ Kansas City	5	0	5	0	0.0	0-0	0	0	0	0
11/3	INDIANAPOLIS	2	3	5	0	1.0	0-0	0	0	1	0
11/10	@ Arizona	3	3	6	0	0.0	0-0	0	0	1	1
11/17	OAKLAND	<i>Inactive/Knee</i>									
11/24	JACKSONVILLE	4	1	5	0	0.0	0-0	0	0	0	0
12/1	NEW ENGLAND	6	1	7	0	0.0	0-0	0	0	0	0
12/5	@ Jacksonville	1	0	1	0	0.0	0-0	0	0	0	0
12/15	@ Indianapolis	5	8	13	0	0.0	0-0	0	0	1	1
12/22	DENVER	3	0	3	0	0.0	0-0	0	0	1	1
12/29	@ Tennessee	<i>Inactive/Knee</i>									
<b>TOTALS</b>		<b>41</b>	<b>25</b>	<b>66</b>	<b>0</b>	<b>1.0</b>	<b>0-0</b>	<b>0</b>	<b>0</b>	<b>4</b>	<b>3</b>



# MAYS' GAME-BY-GAME STATISTICS

2012

## BRONCOS

Date	Opp.	Tkl	Ast	Tot	TFL	Sck	INT	FR	FF	PR	PD
9/9	PITTSBURGH	1	1	2	0	0.5	0-0	0	0	0	0
9/17	@ Atlanta	3	2	5	0	0.0	0-0	0	0	0	0
9/23	HOUSTON	1	2	3	0	0.0	0-0	0	0	0	0
9/30	OAKLAND	<i>Suspended/NFL Player Safety Rules</i>									
10/7	@ New England	2	7	9	0	0.0	0-0	0	0	0	0
10/15	@ San Diego	0	0	0	0	0.0	0-0	0	0	0	0
10/28	NEW ORLEANS	0	0	0	0	0.0	0-0	0	0	0	0
11/4	@ Cincinnati	<i>Injured Reserve/Ankle</i>									
11/11	@ Carolina	<i>Injured Reserve/Ankle</i>									
11/18	SAN DIEGO	<i>Injured Reserve/Ankle</i>									
11/25	@ Kansas City	<i>Injured Reserve/Ankle</i>									
12/2	TAMPA BAY	<i>Injured Reserve/Ankle</i>									
12/6	@ Oakland	<i>Injured Reserve/Ankle</i>									
12/16	@ Baltimore	<i>Injured Reserve/Ankle</i>									
12/23	CLEVELAND	<i>Injured Reserve/Ankle</i>									
12/30	KANSAS CITY	<i>Injured Reserve/Ankle</i>									
<b>TOTALS</b>		<b>7</b>	<b>12</b>	<b>19</b>	<b>0</b>	<b>0.5</b>	<b>0-0</b>	<b>0</b>	<b>0</b>	<b>0</b>	<b>0</b>

1/12/13 BALTIMORE

*Injured Reserve/Ankle*

<b>POSTSEASON TOTALS</b>		<b>0</b>	<b>0</b>	<b>0</b>	<b>0</b>	<b>0.0</b>	<b>0-0</b>	<b>0</b>	<b>0</b>	<b>0</b>	<b>0</b>
--------------------------	--	----------	----------	----------	----------	------------	------------	----------	----------	----------	----------

2011

## BRONCOS

Date	Opp.	Tkl	Ast	Tot	TFL	Sck	INT	FR	FF	PR	PD
9/12	OAKLAND	5	0	5	0	0.0	0-0	0	0	0	0
9/18	CINCINNATI	5	3	8	0	0.0	0-0	0	0	0	0
9/25	@ Tennessee	5	2	7	0	0.0	0-0	0	0	0	1
10/2	@ Green Bay	2	0	2	0	0.0	0-0	0	0	0	0
10/9	SAN DIEGO	8	1	9	0	0.0	0-0	0	0	0	0
10/23	@ Miami	5	1	6	0	0.0	0-0	0	0	0	0
10/30	DETROIT	0	0	0	0	0.0	0-0	0	0	0	0
11/6	@ Oakland	1	0	1	0	0.0	0-0	0	0	0	0
11/13	@ Kansas City	8	0	8	0	0.0	0-0	0	0	0	1
11/17	N.Y. JETS	3	0	3	0	0.0	0-0	0	0	0	0
11/27	@ San Diego	6	1	7	0	0.0	0-0	0	0	0	0
12/4	@ Minnesota	4	0	4	0	0.0	0-0	0	0	0	0
12/11	CHICAGO	4	0	4	0	0.0	0-0	0	0	0	0
12/18	NEW ENGLAND	0	1	1	0	0.0	0-0	0	0	0	0
12/24	@ Buffalo	2	0	2	0	0.0	0-0	0	0	0	0
1/1/12	KANSAS CITY	5	2	7	0	0-0	0	0	0	0	0
<b>TOTALS</b>		<b>63</b>	<b>11</b>	<b>74</b>	<b>0</b>	<b>0.0</b>	<b>0-0</b>	<b>0</b>	<b>0</b>	<b>0</b>	<b>2</b>

1/8/12 PITTSBURGH

1/14/12 @ New England

<b>POSTSEASON TOTALS</b>		<b>0</b>	<b>0</b>	<b>0</b>	<b>0</b>	<b>0.0</b>	<b>0-0</b>	<b>0</b>	<b>0</b>	<b>0</b>	<b>0</b>
--------------------------	--	----------	----------	----------	----------	------------	------------	----------	----------	----------	----------

2010

## BRONCOS

Date	Opp.	Tkl	Ast	Tot	TFL	Sck	INT	FR	FF	PR	PD
9/12	@ Jacksonville	0	0	0	0	0.0	0-0	0	0	0	0
9/19	SEATTLE	0	0	0	0	0.0	0-0	0	0	0	0
9/26	INDIANAPOLIS	0	0	0	0	0.0	0-0	0	0	0	0
10/3	@ Tennessee	0	0	0	0	0.0	0-0	0	0	0	0
10/10	@ Baltimore	0	0	0	0	0.0	0-0	0	0	0	0
10/17	N.Y. JETS	1	0	1	0	0.0	0-0	0	0	0	0
10/24	OAKLAND	3	0	3	0	0.0	0-0	0	0	0	0
10/31	@ San Francisco	0	0	0	0	0.0	0-0	0	0	0	0
11/14	KANSAS CITY	7	0	7	0	0.0	0-0	0	0	0	0
11/22	@ San Diego	6	3	9	0	1.0	0-0	0	0	0	0
11/28	ST. LOUIS	6	1	7	0	0.0	0-0	0	0	0	0
12/5	@ Kansas City	3	1	4	0	0.0	0-0	0	0	0	1
12/12	@ Arizona	<i>Injured Reserve/Knee</i>									
12/19	@ Oakland	<i>Injured Reserve/Knee</i>									
12/26	HOUSTON	<i>Injured Reserve/Knee</i>									
1/2/11	SAN DIEGO	<i>Injured Reserve/Knee</i>									
<b>TOTALS</b>		<b>26</b>	<b>5</b>	<b>31</b>	<b>0</b>	<b>0.0</b>	<b>0-0</b>	<b>0</b>	<b>0</b>	<b>0</b>	<b>1</b>

# MAYS' GAME-BY-GAME STATISTICS

**2009**

**EAGLES**

Date	Opp.	Tkl	Ast	Tot	TFL	Sck	INT	FR	FF	PR	PD
9/13	@ Carolina					Inactive					
9/20	NEW ORLEANS					Inactive					
9/27	KANSAS CITY	0	1	1	0	0.0	0-0	0	0	0	0
10/11	TAMPA BAY					Inactive					
10/18	@ Oakland					Inactive					
10/26	@ Washington					Inactive					
11/1	N.Y. GIANTS	0	0	0	0	0.0	0-0	0	0	0	0
11/8	DALLAS	0	0	0	0	0.0	0-0	0	0	0	0
11/15	@ San Diego	0	0	0	0	0.0	0-0	0	0	0	0
11/22	@ Chicago	1	1	2	0	0.0	0-0	0	0	0	0
11/29	WASHINGTON	0	0	0	0	0.0	0-0	0	0	0	0
12/6	@ Atlanta	3	1	4	0	0.0	0-0	0	0	0	0
12/13	@ N.Y. Giants	0	0	0	0	0.0	0-0	0	0	0	0
12/20	SAN FRANCISCO	0	0	0	0	0.0	0-0	0	0	0	0
12/27	DENVER	0	0	0	0	0.0	0-0	0	0	0	0
1/3/10	@ Dallas	0	0	0	0	0.0	0-0	0	0	0	0
<b>TOTALS</b>		<b>4</b>	<b>3</b>	<b>7</b>	<b>0</b>	<b>0.0</b>	<b>0-0</b>	<b>0</b>	<b>0</b>	<b>0</b>	<b>0</b>

1/9/10 @ Dallas 0 0 0 0 0.0 0-0 0 0 0 0

**PLAYOFF TOTALS 0 0 0 0 0.0 0-0 0 0 0 0**

**2008**

**EAGLES**

Date	Opp.	Tkl	Ast	Tot	TFL	Sck	INT	FR	FF	PR	PD
9/7	ST. LOUIS					Inactive					
9/15	@ Dallas					Inactive					
9/21	PITTSBURGH	0	1	1	0	0.0	0-0	0	0	0	0
9/28	@ Chicago					Inactive					
10/5	WASHINGTON					Inactive					
10/12	@ San Francisco					Inactive					
10/26	ATLANTA	0	0	0	0	0.0	0-0	0	0	0	0
11/2	@ Seattle	0	0	0	0	0.0	0-0	0	0	0	0
11/9	N.Y. GIANTS	0	0	0	0	0.0	0-0	0	0	0	0
11/16	@ Cincinnati	1	1	2	0	0.0	0-0	0	0	0	0
11/23	@ Baltimore	0	0	0	0	0.0	0-0	0	0	0	0
11/27	ARIZONA	3	1	4	0	0.0	0-0	0	0	0	0
12/7	@ N.Y. Giants	0	0	0	0	0.0	0-0	0	0	0	0
12/15	CLEVELAND	0	0	0	0	0.0	0-0	0	0	0	0
12/21	@ Washington	0	0	0	0	0.0	0-0	0	0	0	0
12/28	DALLAS	0	0	0	0	0.0	0-0	0	0	0	0
<b>TOTALS</b>		<b>4</b>	<b>3</b>	<b>7</b>	<b>0</b>	<b>0.0</b>	<b>0-0</b>	<b>0</b>	<b>0</b>	<b>0</b>	<b>0</b>

1/4/09 @ Minnesota

Inactive


1/11/09 @ N.Y. Giants

Inactive

1/18/09 @ Arizona


Inactive

**PLAYOFF TOTALS 0 0 0 0 0.0 0-0 0 0 0 0**



## KELCIE McCRAY

SAFETY



# 24

**6-1 • 205 • Born: 9/21/88**  
**Columbus, Georgia • NFL Exp: 3 (1st with Chiefs)**  
**GP/GS (Playoffs): 18/0 (0/0)**  
**Acq: T (TB)-14 • Arkansas State**

### PRO CAREER:

- Third-year safety has played in 18 games with the Miami Dolphins, Tampa Bay Buccaneers and the Kansas City Chiefs.
- Joined the Chiefs in a trade from Tampa Bay on August 21, 2014.

**TRANSACTIONS:** Traded to Kansas City from Tampa Bay (8/21/14) ... Claimed off waivers by the Tampa Bay Buccaneers (10/2/13) ... Released by the Miami Dolphins (10/1/13) ... Placed on Injured/Reserve list on (8/27/12) ... Signed by the Miami Dolphins as an undrafted free agent on May 4, 2012.

**KANSAS CITY (2014):** Has played in three games and collected two special teams tackles.

**TAMPA BAY (2013):** Saw action in 11 games recording seven tackles (three solo),

including one tackle for loss, one pass defended and one fumble recovery.

**MIAMI (2012-13):** Played in four games ... Spent 2012 on Injured Reserve.

**2013:** Played in four games in a reserve role.

**2012:** Spent the entire 2012 season on the Injured Reserve list with a foot injury.

**COLLEGE:** Four-year letterman (2008-11) at Arkansas State ... Played in 49 career games with 37 starts ... Recorded 220 tackles (126 solo), nine tackles for loss, 10 interceptions returned for 121 yards, one fumble recovery, two forced fumbles and 12 pass breakups.

### PERSONAL:

- Attended Hardaway High School in Columbus, Ga., where he was a three-year letterman at quarterback.
- Also lettered in basketball.

### MCCRAY'S NFL STATISTICS

Year	Team	G-S	TACKLES			SACKS		INTERCEPTIONS					FUMBLES		
			Solos	Asst.	Total	No.	Yds.	No.	Yds.	LG	TDs	PDs	FF	FR	Yds.
2012	Miami	0-0	0	0	0	0.0	0.0	0	0	0	0	0	0	0	0
2013	Miami	4-0	0	0	0	0.0	0.0	0	0	0	0	0	0	0	0
2014	Tampa Bay	11-0	3	4	7	0.0	0.0	0	0	0	0	1	0	1	0
	Kansas City	3-0	0	0	0	0.0	0.0	0	0	0	0	0	0	0	0
	Totals	17-0	3	4	7	0.0	0.0	0	0	0	0	1	0	1	0

**Additional Stats:** Has seven special teams tackles: two in 2014 and five in 2013.

### MCCRAY'S GAME-BY-GAME STATISTICS

<b>2014</b>													
<b>CHIEFS</b>													
Date	Opp.	Tkl	Ast	Tot	TFL	Sck	INT	FR	FF	PR	PD		
9/7	TENNESSEE	0	0	0	0	0.0	0-0	0	0	0	0		
9/14	@ Denver	0	0	0	0	0.0	0-0	0	0	0	0		
9/21	@ Miami	0	0	0	0	0.0	0-0	0	0	0	0		
<b>TOTALS</b>		<b>0</b>	<b>0</b>	<b>0</b>	<b>0</b>	<b>0.0</b>	<b>0-0</b>	<b>0</b>	<b>0</b>	<b>0</b>	<b>0</b>		

# MCCRAY'S GAME-BY-GAME STATISTICS

2013

## DOLPHINS

Date	Opp.	Tkl	Ast	Tot	TFL	Sck	INT	FR	FF	PR	PD
9/8	@ Cleveland	0	0	0	0	0.0	0-0	0	0	0	0
9/15	@ Indianapolis	0	0	0	0	0.0	0-0	0	0	0	0
9/22	ATLANTA	0	0	0	0	0.0	0-0	0	0	0	0
9/30	@ New Orleans	0	0	0	0	0.0	0-0	0	0	0	0

## BUCCANEERS

10/20	@ Atlanta	0	1	1	0	0.0	0-0	0	0	0	0
10/24	CAROLINA	2	1	3	0	0.0	0-0	0	0	0	0
11/3	@ Seattle	0	0	0	0	0.0	0-0	0	0	0	0
11/11	MIAMI	0	0	0	0	0.0	0-0	0	0	0	0
11/17	ATLANTA	0	1	1	0	0.0	0-0	0	0	0	0
11/24	@ Detroit	0	0	0	0	0.0	0-0	1	0	0	1
12/1	@ Carolina	0	1	1	0	0.0	0-0	0	0	0	0
12/8	BUFFALO	0	0	0	0	0.0	0-0	0	0	0	0
12/15	SAN FRANCISCO	0	0	0	0	0.0	0-0	0	0	0	0
12/22	@ St. Louis	0	0	0	0	0.0	0-0	0	0	0	0
12/29	@ New Orleans	1	0	1	1	0.0	0-0	0	0	0	0
<b>TOTALS</b>		<b>3</b>	<b>4</b>	<b>7</b>	<b>1</b>	<b>0.0</b>	<b>0-0</b>	<b>1</b>	<b>0</b>	<b>0</b>	<b>1</b>

2012

## DOLPHINS

Date	Opp.	Tkl	Ast	Tot	TFL	Sck	INT	FR	FF	PR	PD
9/9	@ Houston						Injured Reserve/Foot				
9/16	OAKLAND						Injured Reserve/Foot				
9/23	N.Y. JETS						Injured Reserve/Foot				
9/30	@ Arizona						Injured Reserve/Foot				
10/7	@ Cincinnati						Injured Reserve/Foot				
10/14	ST. LOUIS						Injured Reserve/Foot				
10/28	@ N.Y. Jets						Injured Reserve/Foot				
11/4	@ Indianapolis						Injured Reserve/Foot				
11/11	TENNESSEE						Injured Reserve/Foot				
11/15	@ Buffalo						Injured Reserve/Foot				
11/25	SEATTLE						Injured Reserve/Foot				
12/2	NEW ENGLAND						Injured Reserve/Foot				
12/9	@ San Francisco						Injured Reserve/Foot				
12/16	JACKSONVILLE						Injured Reserve/Foot				
12/23	BUFFALO						Injured Reserve/Foot				
12/30	@ New England						Injured Reserve/Foot				
<b>TOTALS</b>		<b>0</b>	<b>0</b>	<b>0</b>	<b>0</b>	<b>0.0</b>	<b>0-0</b>	<b>0</b>	<b>0</b>	<b>0</b>	<b>0</b>



**MIKE  
McGLYNN**  
 GUARD



75

6-4 • 325 • Born: 3/8/85  
 Austintown, Ohio • NFL Exp: 7 (1st with Chiefs)  
 GP/GS (Playoffs): 60/51 (6/5)  
 Acq: FA-14 • Pittsburgh

#### PRO CAREER:

- Seventh-year guard enters his first season with Kansas City after spending time with the Colts (2012-13), Bengals (2011) and Eagles (2008-10).
- Has played in 60 games (51 starts) and six postseason games (five starts).

**TRANSACTIONS:** Signed with Kansas City (8/27/14) ... Released by Washington (8/26/14) ... Signed by the Washington Redskins (3/28/14) ... Signed by the Indianapolis Colts (3/19/12) ... Acquired off waivers by Cincinnati (9/4/11) ... Waived by Philadelphia (9/3/11) ... Selected with the Eagles fourth-round pick (109th overall) in the 2008 NFL Draft.

**KANSAS CITY (2014):** Has started three games at left guard.

**INDIANAPOLIS (2012-13):** Played in 31 games (30 starts) in two seasons ... Started all three postseason contents.

**2013:** Played in 15 games (14 starts), including 11 at right guard and three at center ... Started at right guard in both postseason contests.

**2012:** Started all 16 games at right guard and was a part of an offensive line that helped rookie QB Andrew Luck throw for the most passing yards (4,374 yards) by a rookie ... Started at right guard in the Wild Card playoff loss to Baltimore.

**CINCINNATI (2011):** Played in seven contests (four starts) ... Was active but did not play in nine games ... Started at right guard in the team's Wild Card game at Houston.

**PHILADELPHIA (2008-10):** Played in 19 games (14 starts) in three seasons with the Eagles ... Played in two postseason contests (one start).

**2010:** Played in all 16 games (14 starts) ... All 14 starts were at center where he helped the Eagles rank No. 2 in total offense, including fifth in rushing and ninth in passing ... Started at center in the Wild Card Playoff loss vs. Green Bay.

**2009:** Was inactive for the first 15 games of the season, did not play in the season finale and was inactive for the team's Wild Card Playoff game at Dallas.

**2008:** Saw action in three games as a rookie ... Was inactive for the first 12 games and did not play in one game.

**COLLEGE:** Played in 47 games (43 starts) in four seasons (2004-07) at Pittsburgh after redshirting in 2003 ... Was a three-time All-Big East honoree, including first-team all-conference and third-team All-American recognitions as a senior.

#### PERSONAL:

- Attended Austintown Fitch High School in Austintown, Ohio.
- Played offense and defense and earned all-conference honors in baseball.

#### GAMES PLAYED/GAMES STARTED

2008 PHI (3/0), 2010 PHI (16/14), 2011 CIN (7/4), 2012 IND (16/16), 2013 IND (15/14), 2014 KC (3/3) — 60/51. **PLAYOFFS:** 2013 IND (2/2), 2012 IND (1/1), 2011 CIN (1/1), 2010 PHI (1/1), 2008 PHI (1/0) — 6/5.



Year	Team	G-S	No.	RUSHING				No.	RECEIVING			
				Yds.	Avg.	LG	TD		Yds.	Avg.	LG	TD
2010	NY Jets	2-0	1	2	2.0	2	0	0	0	0.0	0	0
	Totals	2-0	1	2	2.0	2	0	0	0	0.0	0	0



# MCKNIGHT'S GAME-BY-GAME STATISTICS

## 2014

### CHIEFS

Date	Opp.	RUSHING					RECEIVING				
		No.	Yds.	Avg.	LG	TD	No.	Yds.	Avg.	LG	TD
9/7	TENNESSEE	0	0	0.0	--	0	0	0	0.0	--	0
9/14	@ Denver						<i>Inactive</i>				
9/21	@ Miami	1	3	3.0	3	0	6	64	10.7	26	2
<b>TOTALS</b>		<b>1</b>	<b>3</b>	<b>3.0</b>	<b>3</b>	<b>0</b>	<b>6</b>	<b>64</b>	<b>10.7</b>	<b>26</b>	<b>2</b>

## 2012

### JETS

Date	Opp.	RUSHING					RECEIVING				
		No.	Yds.	Avg.	LG	TD	No.	Yds.	Avg.	LG	TD
9/9	BUFFALO	1	2	3.0	3	0	0	0	0.0	--	0
9/16	@ Pittsburgh	1	12	12.0	12	0	0	0	0.0	--	0
9/23	@ Miami	1	-1	-1.0	-1	0	0	0	0.0	--	0
9/30	SAN FRANCISCO	0	0	0.0	--	0	0	0	0.0	--	0
10/8	HOUSTON	4	5	1.3	11	0	0	0	0.0	--	0
10/14	INDIANAPOLIS	3	71	23.7	61	0	0	0	0.0	--	0
10/21	@ New England	7	23	3.3	13	0	0	0	0.0	--	0
10/28	MIAMI	0	0	0.0	--	0	0	0	0.0	--	0
11/11	@ Seattle						<i>Inactive/Ankle</i>				
11/18	@ St. Louis	4	14	3.5	9	0	1	18	18.0	18	0
11/22	NEW ENGLAND	1	6	6.0	6	0	0	0	0.0	--	0
12/2	ARIZONA	2	8	4.0	7	0	0	0	0.0	--	0
12/9	@ Jacksonville	0	0	0.0	--	0	0	0	0.0	--	0
12/17	@ Tennessee	4	29	7.3	20	0	0	0	0.0	--	0
12/23	SAN DIEGO	1	7	7.0	7	0	0	0	0.0	--	0
12/30	@ Buffalo	1	2	2.0	2	0	0	0	0.0	--	0
<b>TOTALS</b>		<b>30</b>	<b>179</b>	<b>6.0</b>	<b>61</b>	<b>0</b>	<b>1</b>	<b>18</b>	<b>18.0</b>	<b>18</b>	<b>0</b>

## 2011


### JETS

Date	Opp.	RUSHING					RECEIVING				
		No.	Yds.	Avg.	LG	TD	No.	Yds.	Avg.	LG	TD
9/11	DALLAS	0	0	0.0	--	0	0	0	0.0	--	0
9/18	JACKSONVILLE	6	14	2.3	5	0	0	0	0.0	--	0
9/25	@ Oakland	0	0	0.0	--	0	0	0	0.0	--	0
10/2	@ Baltimore	0	0	0.0	--	0	0	0	0.0	--	0
10/9	@ New England	1	1	1.0	1	0	0	0	0.0	--	0
10/17	MIAMI	0	0	0.0	--	0	2	29	14.5	24	0
10/23	SAN DIEGO	3	11	3.7	4	0	0	0	0.0	--	0
11/6	@ Buffalo	9	27	3.0	9	0	0	0	0.0	--	0
11/13	NEW ENGLAND	0	0	0.0	--	0	0	0	0.0	--	0
11/17	@ Denver	16	59	3.7	11	0	6	62	10.3	14	0
11/27	BUFFALO	4	21	5.3	9	0	3	19	6.3	13	0
12/4	@ Washington	1	-1	-1.0	-1	0	1	2	2.0	2	0
12/11	KANSAS CITY						<i>Inactive</i>				
12/18	@ Philadelphia	3	2	0.7	2	0	1	27	27.0	27	0
12/24	N.Y. GIANTS	0	0	0.0	--	0	0	0	0.0	--	0
1/1/12	@ Miami	0	0	0.0	--	0	0	0	0.0	--	0
<b>TOTALS</b>		<b>43</b>	<b>134</b>	<b>3.1</b>	<b>11</b>	<b>0</b>	<b>13</b>	<b>139</b>	<b>10.7</b>	<b>27</b>	<b>0</b>

# MCKNIGHT'S GAME-BY-GAME STATISTICS


## 2010 JETS

Date	Opp.	RUSHING					RECEIVING				
		No.	Yds.	Avg.	LG	TD	No.	Yds.	Avg.	LG	TD
9/13	BALTIMORE					<i>Inactive</i>					
9/19	NEW ENGLAND					<i>Inactive</i>					
9/26	@ Miami					<i>Inactive</i>					
10/3	@ Buffalo	4	12	3.0	6	0	0	0	0.0	--	0
10/11	MINNESOTA					<i>Inactive</i>					
10/17	@ Denver					<i>Inactive</i>					
10/31	GREEN BAY					<i>Inactive</i>					
11/7	@ Detroit					<i>Inactive</i>					
11/14	@ Cleveland	0	0	0.0	--	0	0	0	0.0	--	0
11/21	HOUSTON	0	0	0.0	--	0	0	0	0.0	--	0
11/25	CINCINNATI	0	0	0.0	--	0	0	0	0.0	--	0
12/6	@ New England	3	19	6.3	11	0	0	0	0.0	--	0
12/12	MIAMI	0	0	0.0	--	0	1	5	5.0	5	0
12/19	@ Pittsburgh	0	0	0.0	--	0	0	0	0.0	--	0
12/26	@ Chicago	0	0	0.0	--	0	0	0	0.0	--	0
1/2/11	BUFFALO	32	158	4.9	18	0	2	15	7.5	5	0
<b>TOTALS</b>		<b>39</b>	<b>189</b>	<b>4.8</b>	<b>18</b>	<b>0</b>	<b>3</b>	<b>20</b>	<b>6.7</b>	<b>5</b>	<b>0</b>
1/8/11	@ Indianapolis					<i>Inactive</i>					
1/16/11	@ New England	1	2	2.0	2	0	0	0	0.0	--	0
1/23/11	@ Pittsburgh	0	0	0.0	--	0	0	0	0.0	--	0
<b>PLAYOFF TOTALS</b>		<b>1</b>	<b>2</b>	<b>2.0</b>	<b>2</b>	<b>0</b>	<b>0</b>	<b>0</b>	<b>0.0</b>	<b>--</b>	<b>0</b>



## AARON MURRAY

QUARTERBACK


7

6-1 • 207 • Born: 11/10/91  
 Tampa, Fla. • NFL Exp: R (1st with Chiefs)  
 GP/GS (Playoffs): 0/0 (0/0)  
 Acq: D5-14 • Georgia

### CAREER:

- Rookie quarterback enters his first season with Kansas City after a standout collegiate career at Georgia where he became the first player in the SEC and school history to throw for over 3,000 yards in four consecutive seasons.
- Originally entered the NFL as the Chiefs fifth-round draft pick (208th overall) in the 2014 NFL Draft.

**TRANSACTIONS:** Originally entered the NFL as the Chiefs fifth-round draft pick (208th overall) in the 2014 NFL Draft.

**2014:** Was inactive in three contests.

**COLLEGE:** Started all 52 games he saw action in as he became the first player in the SEC and Georgia football history to throw for over 3,000 yards in four consecutive seasons ... Completed 921-of-1,478 passes (62.3%) for 13,166 yards, 121 touchdowns and 41 interceptions ... Scored 16 TDs on 286 carries that netted 396 yards ... Finished his collegiate career ranked first in the SEC in total offense with 13,562 yards ... Became the first SEC player to throw for 12,000 yards

(13,166) and ranked first with 121 TD passes ... Ranked first in Georgia football history in the following categories: most pass attempts (1,478); most pass completions (921); most passing yards (13,166); best completion percentage (62.3), average gain per pass attempt (8.91); most touchdown passes (121); highest passer rating (158.61); total offensive plays (1,764); average gain per play/career (7.69); total offense (13,562) and most touchdowns responsible for (137).

### PERSONAL:

- Played football at Plant High School in Tampa, Fla., where he earned first-team All-State honors and was a finalist for the state of Florida's "Mr. Football" Award.
- Finished his prep career setting the Hillsborough County record for most passing touchdowns (84).
- Graduated with a degree in psychology in May, 2012, and took classes in UGA's industrial-organizational psychology doctorate program during the 2012-13 seasons.
- Brother, Josh, played safety at Georgia.

### MURRAY'S NFL STATISTICS



PASSING													
Year	Team	G-S	Att.	Comp.	Yds.	Comp. Pct.	Yds. Att.	TD	TD Pct.	INT	INT Pct.	LG	Rating
2014	Kansas City	0-0	0	0	0	0.0	0.0	0	0.0	0	0.0	-	0.0
<b>Totals</b>		<b>0-0</b>	<b>0</b>	<b>0</b>	<b>0</b>	<b>0.0</b>	<b>0.0</b>	<b>0</b>	<b>0.0</b>	<b>0</b>	<b>0.0</b>	<b>-</b>	<b>0.0</b>

RUSHING							
Year	Team	No.	Yds.	Avg.	LG	TD	
2014	Kansas City	0	0	0.0	-	0	
<b>Totals</b>		<b>0</b>	<b>0</b>	<b>0.0</b>	<b>-</b>	<b>0</b>	

### MURRAY'S GAME-BY-GAME STATISTICS

2014 CHIEFS													
Date	Opp.	Att.	Comp.	Yds.	Comp. Pct.	Yds. Att.	TD	INT	LG	Sack/Yds.	Rating		
9/7	TENNESSEE												
9/14	@ Denver												
9/21	@ Miami												
<b>TOTALS</b>		<b>0</b>	<b>0</b>	<b>0</b>	<b>0.0</b>	<b>0.0</b>	<b>0</b>	<b>0</b>	<b>0</b>	<b>0/0</b>	<b>0.0</b>		

	<div style="display: flex; justify-content: space-between; align-items: center;"> <div style="text-align: center;"> <b>CHRIS OWENS</b>  CORNERBACK </div> <div style="text-align: center;">  <span style="font-size: 48pt; font-weight: bold;">20</span> </div> </div> <div style="margin-top: 10px;"> <b>5-9 • 180 • Born: 12/1/86</b>  <b>Los Angeles, Calif. • NFL Exp: 6 (1st with Chiefs)</b>  <b>GP/GS (Playoffs) 75/15 (3/1)</b>  <b>Acq: UFA-14 • San Jose State</b> </div>
---	---

#### PRO CAREER:

- Sixth-year cornerback enters his first season with the Chiefs in 2014 after spending time in Miami (2013), Cleveland (2013) and Atlanta (2009-12).
- Has seen action in 75 games (15 starts) and logged 155 tackles (121 solo), 4.0 sacks (-17.0 yards), three interceptions for 26 yards, 17 passes defended, five QB hurries, four tackles for loss, two forced fumbles, two fumble recoveries and 36 special teams stops. Also has played in three postseason games (one start) and recorded 13 tackles (10 solo), three passes defended, one QB hurries and one special teams stop.
- Originally entered the NFL as a third-round selection (90th overall) of the Atlanta Falcons in the 2009 NFL Draft.

**TRANSACTIONS:** Signed with Kansas City (3/21/14) ... Acquired off waivers by Miami (12/18/13) ... Released by Cleveland (12/17/13) ... Signed with Cleveland (3/22/13) ... Originally entered the NFL as a third-round pick (90th overall) of the Atlanta Falcons in the 2009 NFL Draft.

**KANSAS CITY (2014):** Has played in three games (one start) and tallied five tackles (four solo), 0.5 sacks (-1.5 yards), one QB hurries, two passes defended and two special teams tackle.

**MIAMI (2013):** Played in one game and recorded one special teams stop.

**CLEVELAND (2013):** Played in 12 games (two starts) and recorded 51 tackles (40 solo), 2.5 sacks (-13.5 yards), three passes defended, two QB hits, one tackles for loss, one fumble recovery, one forced fumble and six special teams stops.

**ATLANTA (2009-12):** Played in 59 contests (12 starts) in four seasons with the Falcons ... He recorded 99 tackles (77 solo), 1.0 sack (-2.0 yards), three INTs returned 26 yards, one forced fumble, one fumble recovery, 12 passes defended and 27 special teams tackles ...

Also played in three postseason games (one start) and recorded 13 tackles (10 solo), three passes defended, a QB hit and one special teams stop.

**2012:** Saw action in 13 games (one start) and recorded 17 tackles (14 solo), four passes defended, one tackle for loss, one forced fumble and five special teams tackles... Also saw action in one postseason contest and had one special teams stop.

**2011:** Played in 14 games (two starts) and recorded 27 tackles (21 solo), 1.0 sack (-2.0 yards), three passes defended, one QB hit, two tackles for loss and eight special teams stops ... Also started one playoff contest at DB, recording six tackles (five solo) and two passes defended.

**2010:** Played 16 games (three starts) and recorded 29 tackles (21 solo), one interception return for 13 yards, three passes defended and 11 special teams stops ... Also saw action in one postseason game, recording seven tackles (five solo), one pass defended and one QB hit.

**2009:** Saw action in all 16 games (six starts), recording 26 tackles (21 solo), two INTs for 13 yards, two passes defended, one QB hit, one fumble recovery and three special teams stops ... Started the final six consecutive games at left cornerback.

**COLLEGE:** Played in 48 games (38 starts) at San Jose State, including his final 37 contests at right cornerback ... Recorded 228 tackles (132 solo), 1.0 sack, seven tackles for loss, 20 passes defended and 13 interceptions ... He finished his collegiate career ranked fourth on the school's career record list with 13 INTs.

#### PERSONAL:

- Attended Dorsey High School in Los Angeles, Calif.
- Paced his high school team with five interceptions during his senior campaign and was awarded with first-team all-league honors.
- Older brother, Alvin, played for the San Diego Riptide of the Arena2 Football League.
- Named the Atlanta Falcons 2010 Man of the

## OWENS' NFL STATISTICS

Year	Team	G-S	TACKLES			SACKS		INTERCEPTIONS					FUMBLES		
			Solos	Asst.	Total	No.	Yds.	No.	Yds.	LG	TDs	PDs	FF	FR	Yds.
2009	Atlanta	16-6	21	5	26	0.0	0.0	2	13	13	0	2	0	1	0
2010	Atlanta	16-3	21	8	29	0.0	0.0	1	13	13	0	3	0	0	0
2011	Atlanta	14-2	21	6	27	1.0	2.0	0	0	--	0	3	0	0	0
2012	Atlanta	13-1	14	3	17	0.0	0.0	0	0	--	0	4	1	0	0
2013	Cleveland	12-2	40	11	51	2.5	13.5	0	0	--	0	3	1	1	0
	Miami	1-0	0	0	0	0.0	0.0	0	0	--	0	0	0	0	0
2014	Kansas City	3-1	4	1	5	0.5	1.5	0	0	0	0	2	0	0	0
<b>Totals</b>		<b>75-15</b>	<b>121</b>	<b>34</b>	<b>155</b>	<b>4.0</b>	<b>17.0</b>	<b>3</b>	<b>26</b>	<b>13</b>	<b>0</b>	<b>17</b>	<b>2</b>	<b>2</b>	<b>0</b>

**Additional Stats:** Has 36 special teams tackles: two in 2014, seven in 2013, five in 2012, eight in 2011, 11 in 2010 and three in 2009.

### POSTSEASON

Year	Team	G-S	TACKLES			SACKS		INTERCEPTIONS					FUMBLES		
			Solos	Asst.	Total	No.	Yds.	No.	Yds.	LG	TDs	PDs	FF	FR	Yds.
2010	Atlanta	1-0	5	2	7	0.0	0.0	0	0	--	0	1	0	0	0
2011	Atlanta	1-1	5	1	6	0.0	0.0	0	0	--	0	2	0	0	0
2012	Atlanta	1-0	0	0	0	0.0	0.0	0	0	--	0	0	0	0	0
<b>Totals</b>		<b>3-1</b>	<b>10</b>	<b>3</b>	<b>13</b>	<b>0.0</b>	<b>0.0</b>	<b>0</b>	<b>0</b>	<b>--</b>	<b>0</b>	<b>3</b>	<b>0</b>	<b>0</b>	<b>0</b>

**Additional Stats:** Had one special teams tackle in 2012.

### SINGLE-GAME CAREER HIGHS

<p><b>Tackles:</b> 11 vs. Cincinnati (10/24/10)</p> <p><b>Interceptions:</b> 1, three times, last vs. Arizona (9/19/10)</p> <p><b>Long INT Return:</b> 13, twice, last vs. Arizona (9/19/10)</p> <p><b>Passes Defensed:</b> 2, three times, last at Miami (9/21/14)</p>	<p><b>Forced Fumbles:</b> 1, twice, last vs. Cincinnati (9/29/13)</p> <p><b>Fumble Recoveries:</b> 1, twice, last vs. Cincinnati (9/29/13)</p> <p><b>Sacks:</b> 1, three times, last vs. Baltimore (11/3/13)</p>
---	--

## OWENS' GAME-BY-GAME STATISTICS

<b>2014 CHIEFS</b>											
Date	Opp.	Tkl	Ast	Tot	TFL	Sck	INT	FR	FF	PR	PD
9/7	TENNESSEE	2	0	2	0	0.0	0-0	0	0	0	0
9/14	@ Denver	1	0	1	0	0.0	0-0	0	0	0	0
9/21	@ Miami	1	1	2	0	0.5	0-0	0	0	1	2
<b>TOTALS</b>		<b>4</b>	<b>1</b>	<b>5</b>	<b>0</b>	<b>0.5</b>	<b>0-0</b>	<b>0</b>	<b>0</b>	<b>1</b>	<b>2</b>

# OWENS' GAME-BY-GAME STATISTICS

## 2013

### BROWNS

Date	Opp.	Tkl	Ast	Tot	TFL	Sck	INT	FR	FF	PR	PD
9/8	MIAMI	8	0	8	0	0.0	0-0	0	0	0	0
9/15	@ Baltimore	2	0	2	0	0.0	0-0	0	0	0	0
9/22	@ Minnesota	2	0	2	0	0.0	0-0	0	0	0	0
9/29	CINCINNATI	2	0	2	0	1.0	0-0	1	1	0	0
10/3	BUFFALO	2	0	2	0	0.0	0-0	0	0	0	0
10/13	DETROIT	3	2	5	0	0.0	0-0	0	0	0	1
10/20	@ Green Bay	4	1	5	0	0.5	0-0	0	0	1	0
10/27	@ Kansas City	4	0	4	0	0.0	0-0	0	0	0	0
11/3	BALTIMORE	5	3	8	1	1.0	0-0	0	0	1	2
11/17	@ Cincinnati	2	0	2	0	0.0	0-0	0	0	0	0
11/24	PITTSBURGH	4	3	7	0	0.0	0-0	0	0	0	0
12/1	JACKSONVILLE	2	2	4	0	0.0	0-0	0	0	0	0
12/8	@ New England	<i>Inactive</i>									
12/15	CHICAGO	<i>Inactive</i>									

### DOLPHINS

12/22	@ Buffalo	<i>Inactive</i>									
12/29	N.Y. JETS	0	0	0	0	0.0	0-0	0	0	0	0
<b>TOTALS</b>		<b>40</b>	<b>11</b>	<b>51</b>	<b>1</b>	<b>2.5</b>	<b>0-0</b>	<b>1</b>	<b>1</b>	<b>2</b>	<b>3</b>

## 2012

### FALCONS

Date	Opp.	Tkl	Ast	Tot	TFL	Sck	INT	FR	FF	PR	PD
9/9	@ Kansas City	0	0	0	0	0.0	0-0	0	0	0	0
9/17	DENVER	2	0	2	0	0.0	0-0	0	0	0	0
9/23	@ San Diego	<i>Inactive/Head</i>									
9/30	CAROLINA	<i>Inactive/Head</i>									
10/7	@ Washington	0	0	0	0	0.0	0-0	0	0	0	0
10/14	OAKLAND	0	0	0	0	0.0	0-0	0	0	0	0
10/28	@ Philadelphia	2	0	2	1	0.0	0-0	0	0	0	1
11/4	DALLAS	0	0	0	0	0.0	0-0	0	0	0	0
11/11	@ New Orleans	0	0	0	0	0.0	0-0	0	0	0	0
11/18	ARIZONA	3	1	4	0	0.0	0-0	0	0	0	0
11/25	@ Tampa Bay	1	0	1	0	0.0	0-0	0	0	0	0
11/29	NEW ORLEANS	3	0	3	0	0.0	0-0	0	0	0	2
12/9	@ Carolina	3	2	5	0	0.0	0-0	0	1	0	1
12/16	N.Y. GIANTS	0	0	0	0	0.0	0-0	0	0	0	0
12/22	@ Detroit	0	0	0	0	0.0	0-0	0	0	0	0
12/30	TAMPA BAY	<i>Inactive/Hamstring</i>									
<b>TOTALS</b>		<b>14</b>	<b>3</b>	<b>17</b>	<b>1</b>	<b>0.0</b>	<b>0-0</b>	<b>0</b>	<b>1</b>	<b>0</b>	<b>4</b>
1/13/13	SEATTLE	<i>Inactive/Hamstring</i>									
1/20/13	SAN FRANCISCO	0	0	0	0	0.0	0-0	0	0	0	0
<b>PLAYOFF TOTALS</b>		<b>0</b>	<b>0</b>	<b>0</b>	<b>0</b>	<b>0.0</b>	<b>0-0</b>	<b>0</b>	<b>0</b>	<b>0</b>	<b>0</b>



# OWENS' GAME-BY-GAME STATISTICS

**2011**

**FALCONS**

Date	Opp.	Tkl	Ast	Tot	TFL	Sck	INT	FR	FF	PR	PD
9/11	@ Chicago	1	0	1	0	0.0	0-0	0	0	0	0
9/18	PHILADELPHIA	3	0	3	1	0.0	0-0	0	0	0	0
9/25	@ Tampa Bay	0	0	0	0	0.0	0-0	0	0	0	0
10/2	@ Seattle	0	0	0	0	0.0	0-0	0	0	0	0
10/9	GREEN BAY	1	0	1	0	0.0	0-0	0	0	0	0
10/16	CAROLINA				<i>Inactive/Head</i>						
10/23	@ Detroit				<i>Inactive/Head</i>						
11/6	@ Indianapolis	0	0	0	0	0.0	0-0	0	0	0	0
11/13	NEW ORLEANS	0	0	0	0	0.0	0-0	0	0	0	0
11/20	TENNESSEE	5	2	7	0	0.0	0-0	0	0	0	0
11/27	MINNESOTA	3	0	3	1	1.0	0-0	0	0	1	0
12/4	@ Houston	1	0	1	0	0.0	0-0	0	0	0	1
12/11	@ Carolina	3	1	4	0	0.0	0-0	0	0	0	0
12/15	JACKSONVILLE	2	0	2	0	0.0	0-0	0	0	0	1
12/26	@ New Orleans	0	0	0	0	0.0	0-0	0	0	0	0
1/1/12	TAMPA BAY	2	3	5	0	0.0	0-0	0	0	0	1
<b>TOTALS</b>		<b>21</b>	<b>6</b>	<b>27</b>	<b>2</b>	<b>1.0</b>	<b>0-0</b>	<b>0</b>	<b>0</b>	<b>1</b>	<b>3</b>
1/8/12	@ N.Y. Giants	5	1	6	0	0.0	0-0	0	0	--	2
<b>PLAYOFF TOTALS</b>		<b>5</b>	<b>1</b>	<b>6</b>	<b>0</b>	<b>0.0</b>	<b>0-0</b>	<b>0</b>	<b>0</b>	<b>--</b>	<b>2</b>



**2010**

**FALCONS**

Date	Opp.	Tkl	Ast	Tot	TFL	Sck	INT	FR	FF	PR	PD
9/12	@ Pittsburgh	0	2	2	0	0.0	0-0	0	0	0	1
9/19	ARIZONA	2	0	2	0	0.0	1-13	0	0	0	1
9/26	@ New Orleans	3	3	6	0	0.0	0-0	0	0	0	1
10/3	SAN FRANCISCO	0	0	0	0	0.0	0-0	0	0	0	0
10/10	@ Cleveland	3	1	4	0	0.0	0-0	0	0	0	0
10/17	@ Philadelphia	2	1	3	0	0.0	0-0	0	0	0	0
10/24	CINCINNATI	10	1	11	0	0.0	0-0	0	0	0	0
11/7	TAMPA BAY	0	0	0	0	0.0	0-0	0	0	0	0
11/11	BALTIMORE	0	0	0	0	0.0	0-0	0	0	0	0
11/21	@ St. Louis	0	0	0	0	0.0	0-0	0	0	0	0
11/28	GREEN BAY	0	0	0	0	0.0	0-0	0	0	0	0
12/5	@ Tampa Bay	0	0	0	0	0.0	0-0	0	0	0	0
12/12	@ Carolina	0	0	0	0	0.0	0-0	0	0	0	0
12/19	@ Seattle	0	0	0	0	0.0	0-0	0	0	0	0
12/27	NEW ORLEANS	0	0	0	0	0.0	0-0	0	0	0	0
1/2/11	CAROLINA	1	0	1	0	0.0	0-0	0	0	0	0
<b>TOTALS</b>		<b>21</b>	<b>8</b>	<b>29</b>	<b>0</b>	<b>0.0</b>	<b>1-13</b>	<b>0</b>	<b>0</b>	<b>0</b>	<b>3</b>
1/15/11	GREEN BAY	5	2	7	0	0.0	0-0	0	0	0	1
<b>PLAYOFF TOTALS</b>		<b>5</b>	<b>2</b>	<b>7</b>	<b>0</b>	<b>0.0</b>	<b>0-0</b>	<b>0</b>	<b>0</b>	<b>0</b>	<b>1</b>

**OWENS' GAME-BY-GAME STATISTICS****2009****FALCONS**

<b>Date</b>	<b>Opp.</b>	<b>Tkl</b>	<b>Ast</b>	<b>Tot</b>	<b>TFL</b>	<b>Sck</b>	<b>INT</b>	<b>FR</b>	<b>FF</b>	<b>PR</b>	<b>PD</b>
9/13	MIAMI	0	0	0	0	0.0	0-0	0	0	0	0
9/20	CAROLINA	0	0	0	0	0.0	0-0	0	0	0	0
9/27	@ New England	0	0	0	0	0.0	0-0	0	0	0	0
10/11	@ San Francisco	0	0	0	0	0.0	0-0	0	0	0	0
10/18	CHICAGO	0	0	0	0	0.0	0-0	0	0	0	0
10/25	@ Dallas	0	0	0	0	0.0	0-0	0	0	0	0
11/2	@ New Orleans	0	0	0	0	0.0	0-0	0	0	0	0
11/8	WASHINGTON	0	0	0	0	0.0	0-0	0	0	0	0
11/15	@ Carolina	0	0	0	0	0.0	0-0	0	0	0	0
11/22	@ N.Y. Giants	0	0	0	0	0.0	0-0	0	0	0	0
11/29	TAMPA BAY	5	0	5	0	0.0	0-0	0	0	0	0
12/6	PHILADELPHIA	1	1	2	0	0.0	0-0	0	0	0	0
12/13	NEW ORLEANS	4	0	4	0	0.0	0-0	0	0	0	0
12/20	@ N.Y. Jets	4	3	7	0	0.0	0-0	0	0	1	0
12/27	BUFFALO	3	0	3	0	0.0	1-0	0	0	0	1
1/3/10	@ Tampa Bay	4	1	5	0	0.0	1-13	1	0	0	1
<b>TOTALS</b>		<b>21</b>	<b>5</b>	<b>26</b>	<b>0</b>	<b>0.0</b>	<b>2-13</b>	<b>1</b>	<b>0</b>	<b>1</b>	<b>2</b>

	<div style="text-align: center;"> <h1 style="margin: 0;">Ron PARKER</h1> <p style="margin: 0;">CORNERBACK</p> </div> <div style="text-align: right;">  <h1 style="margin: 0;">38</h1> </div> <hr/> <p> <b>6-0 • 206 • Born: 8/17/87</b>  <b>St. Helena Island, S.C. • NFL Exp: 4 (2nd with Chiefs)</b>  <b>GP/GS (Playoffs) 29/3 (1/0)</b>  <b>Acq: W (SEA)-13 • Newberry College</b> </p>
---	--

### PRO CAREER:

- Fourth-year cornerback joined the Chiefs via waivers from Seattle prior to the start of the 2013 regular season.
- Originally signed with the Seattle Seahawks as an undrafted free agent on July 26, 2011.
- Recorded his first-career interception on a QB Terrelle Pryor pass at Oakland (12/15/13), returning it for 15 yards.
- Tallied six tackles in his first-career start against San Diego (12/29/14).
- Has played in 29 career contests (three starts) and has appeared in one postseason game.

**TRANSACTIONS:** Claimed by Kansas City via waivers from Seattle (9/1/13) ... Released by Seattle (8/31/13) ... Signed with Seattle (1/15/13) ... Added to Seattle's practice squad (12/31/12) ... Released by Seattle (12/28/12) ... Signed with Seattle from Carolina's practice squad (12/5/12) ... Added to Carolina's practice squad (11/7/12) ... Released by Carolina (11/5/12) ... Signed to Carolina's active roster from the practice squad (10/17/12) ... Added to Carolina's practice squad (10/10/12) ... Released by Carolina (10/8/12) ... Signed to Carolina's active roster from the practice squad (10/6/12) ... Added to Carolina's practice squad (9/2/12) ... Released by Seattle (8/26/12) ... Claimed by Seattle via waivers from Oakland (10/24/11) ... Released by Oakland (10/22/11) ... Signed to Oakland's active roster from the practice squad (10/1/11) ... Added to Oakland's practice squad (9/26/11) ... Released by Seattle (9/22/11) ... Added to Seattle's practice squad (9/5/11) ... Released by Seattle (8/31/11) ... Signed with Seattle as an undrafted free agent (7/26/11).

**KANSAS CITY (2013-14):** Appeared in 19 games (three starts) recording 10 special teams tackles, 22 solo tackles, two interceptions for 29 yards, four passes defended, 1.0 sack (-3.0 yards), one forced fumble, three fumble recoveries and one fumble recovery on special teams ... Saw action on defense and special teams recording one special teams tackle in the AFC Wild Card game at Indianapolis (1/4/14).

**2014:** Has played in three games (two start) one at cornerback and one game at safety, tallying 15 solo tackles and one pass defended.

**2013:** Appeared in six games on defense and 16 games on special teams and tallied one start at San Diego (12/29), recording 10 special teams tackles, seven solo tackles, two interceptions for 29 yards, three passes defended, 1.0 sack (-3.0 yards), one forced fumble, three fumble recoveries and one fumble recovery on special teams ... Saw action on defense and special teams recording one special teams tackle in the AFC Wild Card game at Indianapolis (1/4/14).

**SEATTLE (2012):** Appeared in two games and was inactive in one contest, accumulating two special teams tackles ... Inactive vs. Arizona (12/9) ... Saw action as a reserve defensive back at Buffalo (12/16) and vs. San Francisco (12/23).

**CAROLINA (2012):** Played in three games, was inactive in one contest and spent a total of eight weeks on the team's practice squad ... Spent the first four weeks of the season on Carolina's practice squad before being promoted to the active roster ... Saw action in three games and was inactive for one contest ... Spent four more weeks on the club's practice squad.

**SEATTLE (2011):** Appeared in two contests on special teams and was inactive in five contests before going on injured reserve on Dec. 13 ... Played on special teams vs. Philadelphia (12/1) and vs. St. Louis (12/12).

**OAKLAND (2011):** Appeared in three games and spent one week on the Raiders practice squad after going to training camp and spending two weeks on Seattle's practice squad ... Saw action vs. New England (10/2), at Houston (10/9) and vs. Cleveland (10/16).

**COLLEGE:** Led the South Atlantic Conference in interceptions (five) and fumble recoveries (three) in 2010, while racking up 59 tackles ... Led the team in tackles (83), led the team and conference in interceptions (six) and passes defended (13) in 2009 ... Majored in sports management at Newberry College.

### PERSONAL:

- Prepped at Beaufort High School in Beaufort, S.C.

### PARKER'S NFL STATISTICS

Year	Team	G-S	TACKLES			SACKS		INTS			FUMBLES			QB Press.
			Solos	Asst.	Total	No.	Yds.	No.	Yds.	PDs	FF	FR	Yds.	
2011	Oakland	3-0	0	0	0	0.0	0.0	0	0	0	0	0	0	0
2011	Seattle	2-0	0	0	0	0.0	0.0	0	0	0	0	0	0	0
2012	Carolina	3-0	0	0	0	0.0	0.0	0	0	0	0	0	0	0
2012	Seattle	2-0	0	0	0	0.0	0.0	0	0	0	0	0	0	0
2013	Kansas City	16-1	7	0	7	1.0	3.0	2	29	3	1	3	0	0
2014	Kansas City	3-2	15	0	15	0.0	0.0	0	0	1	0	0	0	0
<b>Totals</b>		<b>29-3</b>	<b>22</b>	<b>0</b>	<b>22</b>	<b>1.0</b>	<b>3.0</b>	<b>2</b>	<b>29</b>	<b>4</b>	<b>1</b>	<b>3</b>	<b>0</b>	<b>0</b>

**Additional Statistics:** Had 10 special teams tackles in 2013. Had one special teams fumble recovery in 2013, jumping on a loose ball vs. Cleveland (10/27/13).

### POSTSEASON

Year	Team	G-S	TACKLES			SACKS		INTERCEPTIONS				FUMBLES			
			Solos	Asst.	Total	No.	Yds.	No.	Yds.	LG	TDs	PDs	FF	FR	Yds.
2013	Kansas City	1-0	0	0	0	0.0	0.0	0	0	--	0	0	0	0	0
	Totals	1-0	0	0	0	0.0	0.0	0	0	--	0	0	0	0	0

**Additional Statistics:** Had one special teams tackle in an AFC Wild Card Game at Indianapolis (1/4/14).

### PARKER'S GAME-BY-GAME STATISTICS

#### 2014

#### CHIEFS

Date	Opp.	Tkl	Ast	Tot	TFL	Sck	INT	FR	FF	PR	PD
9/7	TENNESSEE	6	0	6	0	0.0	0-0	0	0	0	1
9/15	@ Denver	7	0	7	0	0.0	0-0	0	0	0	0
9/21	@ Miami	2	0	2	0	0.0	0-0	0	0	0	0
<b>TOTALS</b>		<b>15</b>	<b>0</b>	<b>15</b>	<b>0</b>	<b>0.0</b>	<b>0-0</b>	<b>0</b>	<b>0</b>	<b>0</b>	<b>1</b>

#### 2013

#### CHIEFS

Date	Opp.	Tkl	Ast	Tot	TFL	Sck	INT	FR	FF	PR	PD
9/8	@ Jacksonville	0	0	0	0	0.0	0-0	0	0	0	0
9/15	DALLAS	1	0	1	0	1.0	0-0	1	1	0	0
9/19	@ Philadelphia	0	0	0	0	0.0	0-0	0	0	0	0
9/29	N.Y. GIANTS	0	0	0	0	0.0	0-0	0	0	0	0
10/6	@ Tennessee	0	0	0	0	0.0	0-0	0	0	0	0
10/13	OAKLAND	0	0	0	0	0.0	0-0	0	0	0	0
10/20	HOUSTON	0	0	0	0	0.0	0-0	0	0	0	0
10/27	CLEVELAND	0	0	0	0	0.0	0-0	1	0	0	0
11/3	@ Buffalo	0	0	0	0	0.0	0-0	0	0	0	0
11/17	@ Denver	0	0	0	0	0.0	0-0	0	0	0	0
11/24	SAN DIEGO	0	0	0	0	0.0	0-0	0	0	0	0
12/1	DENVER	0	0	0	0	0.0	0-0	0	0	0	0
12/8	@ Washington	0	0	0	0	0.0	0-0	1	0	0	0
12/15	@ Oakland	0	0	0	0	0.0	1-15	0	0	0	1
12/22	INDIANAPOLIS	0	0	0	0	0.0	0-0	0	0	0	0
12/29	@ San Diego	6	0	6	0	0.0	1-14	0	0	0	2
<b>TOTALS</b>		<b>7</b>	<b>0</b>	<b>7</b>	<b>0</b>	<b>1.0</b>	<b>2-29</b>	<b>3</b>	<b>1</b>	<b>0</b>	<b>3</b>

1/4/13	@ Indianapolis	0	0	0	0	0.0	0-0	0	0	0	0
<b>PLAYOFF TOTALS</b>		<b>0</b>	<b>0</b>	<b>0</b>	<b>0</b>	<b>0.0</b>	<b>0-0</b>	<b>0</b>	<b>0</b>	<b>0</b>	<b>0</b>

**PARKER'S GAME-BY-GAME STATISTICS**

**2012**

**PANTHERS**

Date	Opp.	Tkl	Ast	Tot	TFL	Sck	INT	FR	FF	PR	PD
9/9	@ Tampa Bay										
9/16	NEW ORLEANS										
9/20	N.Y. Giants										
9/30	@ Atlanta										
10/7	SEATTLE	0	0	0	0	0.0	0-0	0	0	0	0
10/21	DALLAS	0	0	0	0	0.0	0-0	0	0	0	0
10/28	@ Chicago	0	0	0	0	0.0	0-0	0	0	0	0
11/4	@ Washington										
11/11	DENVER										
11/18	TAMPA BAY										
11/26	@ Philadelphia										
12/2	@ Kansas City										

**SEAHAWS**

12/9	ARIZONA										
12/16	@ Buffalo	0	0	0	0	0.0	0-0	0	0	0	0
12/23	SAN FRANCISCO	0	0	0	0	0.0	0-0	0	0	0	0
12/30	ST. LOUIS										
<b>TOTALS</b>		<b>0</b>	<b>0</b>	<b>0</b>	<b>0</b>	<b>0.0</b>	<b>0-0</b>	<b>0</b>	<b>0</b>	<b>0</b>	<b>0</b>

**2011**

**SEAHAWS**



Date	Opp.	Tkl	Ast	Tot	TFL	Sck	INT	FR	FF	PR	PD
9/11	@ San Francisco										
9/18	NEW ORLEANS										
9/25	N.Y. JETS										


**RAIDERS**

10/2	NEW ENGLAND	0	0	0	0	0.0	0-0	0	0	0	0
10/9	@ Houston	0	0	0	0	0.0	0-0	0	0	0	0
10/16	CLEVELAND	0	0	0	0	0.0	0-0	0	0	0	0
10/23	KANSAS CITY										

**SEAHAWS**

10/30	CINCINNATI										
11/6	@ Dallas										
11/13	BALTIMORE										
11/20	@ St. Louis										
11/27	WASHINGTON										
12/1	PHILADELPHIA	0	0	0	0	0.0	0-0	0	0	0	0
12/12	ST. LOUIS	0	0	0	0	0.0	0-0	0	0	0	0
12/18	@ Chicago										
12/24	SAN FRANCISCO										
1/1/12	@ Arizona										
<b>TOTALS</b>		<b>0</b>	<b>0</b>	<b>0</b>	<b>0</b>	<b>0.0</b>	<b>0-0</b>	<b>0</b>	<b>0</b>	<b>0</b>	<b>0</b>

	<b>DONTARI POE</b> DEFENSIVE TACKLE	 <b>92</b>
	6-3 • 346 • Born: 8/18/90 Memphis, Tenn. • NFL Exp: 3 (3rd with Chiefs) GP/GS (Playoffs) 34/34 (1/1) Acq: D1-12 • Memphis	


  
 PRO BOWL

### PRO CAREER:

- Third-year defensive tackle has started all 34 games he's played in.
- Earned the club's Mack Lee Hill Award as the team's top rookie or first-year player after recording 38 tackles (28 solo), including three for loss, three QB pressures and four passes defended in 2012.
- Originally joined Kansas City as the club's first-round selection (11th overall) of the 2012 NFL Draft.
- Earned his first trip to the Pro Bowl following the 2013 season after setting a career-high with 4.5 sacks..
- Was named second-team All-Pro by the Associated Press following the 2013 season.
- Has recorded 100 tackles (80 solo), 6 sacks (-35.0 yards), nine passes defended and 12 quarterback pressures.

**TRANSACTIONS:** Signed with Kansas City (7/26/12) ... Originally entered the NFL as the Chiefs first-round draft pick (11th overall) of the 2012 NFL Draft.

**2014:** Started three games at defensive tackle and recorded 11 tackles (nine solo) including one for a loss, 1.5 sacks (-4.5 yards), two quarterback hurries and one pass defended ... Recorded season-high 1.5 sacks (-4.5 yards) at Miami (9/21).

**2013:** Started 15 games at defensive tackle, posting 51 tackles (43 solo), including five for loss, 4.5 sacks (-30.5 yards), seven QB pressures and four passes defended and was inactive in one contest ... Started at nose tackle and recorded one tackle in the AFC Wild Card Game at Indianapolis (1/4/14).

**2012:** Started 16 contests at defensive tackle, registering 38 tackles (28 solo), including three for loss, three QB pressures and four passes defended ... Started his first NFL contest for injured DT Anthony Toribio vs. Atlanta (9/9), recording two tackles (one solo), including one

for a loss.

**COLLEGE:** Became the third first-round draft selection in Memphis football history ... Saw action in 35 games (30 starts) in three seasons with the Tigers, ... Started all 12 games as a junior in 2011 ... Named to The NFL Draft Report's All-America Dream Team as the scouting information service rated him as the best down lineman eligible for the 2012 NFL Draft ... Named a second-team All-Conference USA choice and was named the Tigers' Most Valuable Player and Defensive Player of the Year ... Started all 12 games at left defensive tackle as a sophomore in 2010, ... Earned All-Conference USA honorable mention accolades ... Appeared in 11 games (six starts) as a true freshman in 2009 ... Named to the Conference USA All-Freshman team ... Majored in Child and Family Studies at Memphis.

### PERSONAL:

- Attended Wooddale High School in Memphis, Tenn., where he was a two-star prospect who ranked 19th on the Rivals.com Tennessee Top 20 List.
- Added all-state honors from Tennessee Football Magazine and was an All-Shelby County and Class 5A All-Region VIII selection for the Cardinals in 2007, posting 63 tackles with 8.0 sacks during his junior campaign.
- Selected to participate in the first-ever Toyota East vs. West Tennessee All-Star Classic in 2007.
- Named to the 2007 MIAA 4A-5A Best of the Preps Team by the Commercial Appeal.
- Named a Best of the Preps All-Metro selection in track as a junior after capturing the shot put title for Class 3-A at the state meet with a throw of 56-3.25.
- Defended his title as a senior with a throw of 54-1.25 and also won the discus event in the state meet with a throw of 156-1 while claiming city, district and region track titles.



## POE'S NFL STATISTICS

Year	Team	G-S	TACKLES			SACKS		INTS			FUMBLES			QB Press.
			Solos	Asst.	Total	No.	Yds.	No.	Yds.	PDs	FF	FR	Yds.	
2012	Kansas City	16-16	28	10	38	0.0	0.0	0	0	4	0	0	0	3
2013	Kansas City	15-15	43	8	51	4.5	30.5	0	0	4	0	0	0	7
2014	Kansas City	3-3	9	2	11	1.5	4.5	0	0	1	0	0	0	2
<b>Totals</b>		<b>34-34</b>	<b>80</b>	<b>20</b>	<b>100</b>	<b>6.0</b>	<b>35.0</b>	<b>0</b>	<b>0</b>	<b>9</b>	<b>0</b>	<b>0</b>	<b>0</b>	<b>12</b>

### POSTSEASON

		TACKLES					SACKS		INTERCEPTIONS					FUMBLES		
Year	Team	G-S	Solos	Asst.	Total	No.	Yds.	No.	Yds.	LG	TDs	PDs	FF	FR	Yds.	
2013	Kansas City	1-0	0	1	1	0.0	0.0	0	0	--	0	0	0	0	0	
Totals		1-0	0	1	1	0.0	0.0	0	0	--	0	0	0	0	0	

### SINGLE-GAME CAREER HIGHS

**Tackles:** 9 (five solo) at Buffalo (11/3/13)

**Tackles for Loss:** 2 vs. Dallas (9/15/13)

**Sacks:** 2.0 vs. Dallas (9/15/13)

**Sack Yards:** 14.0 yards vs. Dallas (9/15/13)

**QB Pressures:** 2, four times, last

vs. Miami (9/21/14)

**Passes Defensed:** 1, eight times, last at Denver (11/17/13)

## POE'S GAME-BY-GAME STATISTICS

**2014**

**CHIEFS**

Date	Opp.	Tkl	Ast	Tot	TFL	Sck	INT	FR	FF	PR	PD
9/7	TENNESSEE	5	1	6	0	0	0-0	0	0	0	0
9/14	@ Denver	1	0	1	0	0	0-0	0	0	0	0
9/21	@ Miami	3	1	4	1	1.5	0-0	0	0	2	1
<b>TOTALS</b>		<b>9</b>	<b>2</b>	<b>11</b>	<b>1</b>	<b>1.5</b>	<b>0-0</b>	<b>0</b>	<b>0</b>	<b>2</b>	<b>0</b>

**2013**

**CHIEFS**

Date	Opp.	Tkl	Ast	Tot	TFL	Sck	INT	FR	FF	PR	PD
9/8	@ Jacksonville	5	1	6	1	1.5	0-0	0	0	2	1
9/15	DALLAS	4	0	4	2	2.0	0-0	0	0	2	0
9/19	@ Philadelphia	0	0	0	0	0.0	0-0	0	0	0	1
9/29	N.Y. GIANTS	2	0	2	0	0.0	0-0	0	0	0	0
10/6	@ Tennessee	6	1	7	1	1.0	0-0	0	0	1	0
10/13	OAKLAND	2	0	2	1	0.0	0-0	0	0	0	0
10/20	HOUSTON	3	1	4	0	0.0	0-0	0	0	0	1
10/27	CLEVELAND	2	0	2	0	0.0	0-0	0	0	0	0
11/3	@ Buffalo	5	4	9	0	0.0	0-0	0	0	0	0
11/17	@ Denver	3	0	3	0	0.0	0-0	0	0	0	1
11/24	SAN DIEGO	2	0	2	0	0.0	0-0	0	0	0	0
12/1	DENVER	3	0	3	0	0.0	0-0	0	0	0	0
12/8	@ Washington	3	0	3	0	0.0	0-0	0	0	0	0
12/15	@ Oakland	0	0	0	0	0.0	0-0	0	0	0	0
12/22	INDIANAPOLIS	3	1	4	0	0.0	0-0	0	0	2	0
12/29	@ San Diego	<i>Inactive</i>									
<b>TOTALS</b>		<b>43</b>	<b>8</b>	<b>51</b>	<b>5</b>	<b>4.5</b>	<b>0-0</b>	<b>0</b>	<b>0</b>	<b>7</b>	<b>4</b>

1/4/13 @ Indianapolis

		0	1	1	0	0.0	0-0	0	0	0	0
<b>PLAYOFF TOTALS</b>		<b>0</b>	<b>1</b>	<b>1</b>	<b>0</b>	<b>0.0</b>	<b>0-0</b>	<b>0</b>	<b>0</b>	<b>0</b>	<b>0</b>

**POE'S GAME-BY-GAME STATISTICS**

**2012  
CHIEFS**

Date	Opp.	Tkl	Ast	Tot	TFL	Sck	INT	FR	FF	PR	PD
9/9	ATLANTA	1	1	2	1	0.0	0-0	0	0	0	0
9/16	@ Buffalo	2	1	3	0	0.0	0-0	0	0	0	1
9/23	@ New Orleans	0	0	0	0	0.0	0-0	0	0	0	0
9/30	SAN DIEGO	1	0	1	0	0.0	0-0	0	0	0	0
10/7	BALTIMORE	1	0	1	0	0.0	0-0	0	0	1	0
10/14	@ Tampa Bay	2	0	2	0	0.0	0-0	0	0	0	0
10/28	OAKLAND	4	0	4	0	0.0	0-0	0	0	0	0
11/1	@ San Diego	0	2	2	0	0.0	0-0	0	0	0	0
11/12	@ Pittsburgh	0	1	1	0	0.0	0-0	0	0	0	0
11/18	CINCINNATI	1	1	2	0	0.0	0-0	0	0	1	1
11/25	DENVER	3	1	4	1	0.0	0-0	0	0	0	1
12/2	CAROLINA	1	0	1	0	0.0	0-0	0	0	1	0
12/9	@ Cleveland	3	1	4	0	0.0	0-0	0	0	0	0
12/16	@ Oakland	4	1	5	0	0.0	0-0	0	0	0	0
12/23	INDIANAPOLIS	3	0	3	1	0.0	0-0	0	0	0	1
12/30	@ Denver	2	1	3	0	0.0	0-0	0	0	0	0
<b>TOTALS</b>		<b>28</b>	<b>10</b>	<b>38</b>	<b>3</b>	<b>0.0</b>	<b>0-0</b>	<b>0</b>	<b>0</b>	<b>3</b>	<b>4</b>



## CAIRO SANTOS

KICKER


5

5-8 • 160 • Born: 11/12/91  
 St. Augustine, Fla. • NFL Exp: R (1st with Chiefs)  
 GP/GS (Playoffs): 3/0 (0/0)  
 Acq: CFA-14 • Tulane

### CAREER:

- Rookie kicker enters his first NFL season with Kansas City in 2014 after being signed by the club as a college free agent on May 19, 2014.
- Believed to be the first Brazilian-born player to make an opening-day NFL roster.

**TRANSACTIONS:** Signed by Kansas City as an undrafted free agent (5/19/14).

**2014:** Has played in three games, going 2 for 4 on field goals and 7 for 7 on PATs, contributing 13 points on the season ... Also has 14 kickoffs, logging five touchbacks.

**COLLEGE:** Played in 50 career games, scoring 312 points after hitting 61-of-78 field goals (.782) and 129-of-132 PATs (.980) while punting 15 times for 615 yards (41.0 avg) and kicking off 190 times for 11,887 yards (62.6 avg) and 78 touchbacks to go with three solo tackles ... His 26 made field goals (2012, 2013) is the second longest streak in NCAA history ... Sits atop the Tulane career record book in field goal percentage (.782) while ranking second in total points scored and points scored kicking (312), field goals made (61) and field goal attempts (78), third in PATs made (129) and PAT attempts (132), and tied

for third in PAT percentage (.980) ... Earned All-Conference USA honors as a senior ... Won the Lou Groza National Collegiate Place-Kicker Award and was named the College Football Performance National Kicker of the Year in addition to earning an All-American selection as a junior.

### PERSONAL:

- Was a three-year letterman at St. Joseph's Academy where he saw time at wide receiver, kicker and punter.
- As a senior was named conference and district kicker of the year and earned first-team all-conference and all-district honors.
- Also as a senior set school records with a 51-yard FG against Monroe Day and broke his own mark later in the game with a 55-yarder.
- Won the 2009 National Expo Competition in Orlando, hosted by One-on-One Kicking.
- Also lettered three years in soccer where he scored 57 career goals and had 49 career assists.
- Born in Sao Paulo, Brazil, and was part of a high school exchange program at St. Joseph's Academy.
- Majorred in management.

### SANTO'S NFL STATISTICS

Year	Team	11-19	20-29	30-39	40-49	50+	Total	Pct.
2014	Kansas City	0-0	0-0	1-2	1-2	0-0	2-4	.500
<b>Totals</b>		<b>0-0</b>	<b>0-0</b>	<b>1-2</b>	<b>1-2</b>	<b>0-0</b>	<b>2-4</b>	<b>.500</b>

**Additional Stats:** Has 14 kickoffs, logging five touchbacks.

### SINGLE-GAME CAREER HIGHS

**Field Goals Attempted:** 2, twice, last at Denver (9/14/14)

**PATs Made:** 2 at Denver (9/14/14)

**PATs Attempted:** 2 at Denver (9/14/14)

**Field Goals Made:** 1, twice, last at Denver (9/14/14)

**Points:** 5 at Denver (9/14/14)

**Long Field Goal Made:** 45 at Denver (9/14/14)

**Cons. Made FGs:** 1 (9/7/14).



**Long Field Goal Att.:** 48 vs. Tennessee (9/7/14)

### SANTOS' GAME-BY-GAME STATISTICS

**2014**

**CHIEFS**

Date	Opp.	FG	XP	Pts	1-19	20-29	30-39	40-49	50+	LG	KO	TB
9/7	TENNESSEE	1-2	1-1	4	0-0	0-0	1-1	0-1	0-0	35	3	2
9/14	@ Denver	1-2	2-2	5	0-0	0-0	0-1	1-1	0-0	45	4	3
9/21	@ Miami	0-0	4-4	4	0-0	0-0	0-0	0-0	0-0	--	7	0
<b>TOTALS</b>		<b>2-4</b>	<b>7-7</b>	<b>13</b>	<b>0-0</b>	<b>0-0</b>	<b>1-2</b>	<b>1-2</b>	<b>0-0</b>	<b>45</b>	<b>14</b>	<b>5</b>

	<div style="text-align: center;"> <b>ANTHONY SHERMAN</b>  <b>FULLBACK</b> </div> <div style="text-align: right;">  <span style="font-size: 48pt; font-weight: bold;">42</span> </div> <hr/> <p> <b>5-10 • 242 • Born: 12/11/88</b>  <b>North Attleboro, Mass. • NFL Exp: 4 (2nd with Chiefs)</b>  <b>GP/GS (Playoffs) 47/21 (1/1)</b>  <b>Acq: T (ARI)-13 • Connecticut</b> </p>
---	--

#### PRO CAREER:

- Fourth-year fullback enters his second season with Kansas City in 2014 after spending two seasons with the Arizona Cardinals.
- Joined Kansas City as part of a trade that sent CB Javier Arenas to Arizona.
- Served as lead blocker in 2013 as RB Jamaal Charles racked up 1,287 rushing yards, marking his fourth 1,000-yard season with the Chiefs.
- Led the Chiefs with 12 special teams tackles (11 solo) in 2013.
- Started his first playoff game in 2013.
- Helped lead the way for Arizona RB Beanie Wells to rush for his first career 1,000-yard season (1,047) and become the first Cardinals player in team history to rush for 1,000 yards and 10 touchdowns in a season in 2011.
- Originally entered the NFL as the Arizona Cardinals fifth-round selection (136th overall) in the 2011 NFL Draft.

**TRANSACTIONS:** Traded to Kansas City from Arizona in exchange for CB Javier Arenas (5/1/13) ... Signed with Arizona (7/20/11) ... Originally entered the NFL as a fifth-round pick (136th overall) of Arizona in the 2011 NFL Draft.

**KANSAS CITY (2013-14):** Has played in 19 games (10 starts), recording 19 receptions for 156 yards (8.2 avg.) with one touchdown, four carries for 11 yards ... Also has 13 special teams tackles and a forced fumble on special teams ... Started at fullback for an AFC Wild Card Game recording two receptions for one yard with one touchdown at Indianapolis (1/4/14).

**2014:** Played in three games (two starts), recording two carries for eight yards (4.0 avg.), one catch for one yard and a special teams tackle ... Forced a fumble on a Titans kickoff return that was eventually recovered by the Titans (9/7).

**2013:** Appeared in 16 games (eight starts), recording 17 receptions for 155 yards (8.6 avg.) with one touchdown, two carries for three yards and a team-high 12 special teams tackles ... Started at fullback for an AFC Wild Card Game recording two receptions for one yard with one touchdown at Indianapolis (1/4/14).

**ARIZONA (2011-12):** Appeared in

28 games (11 starts) for the Cardinals, recording one carry for three yards and 13 receptions for 111 yards (8.5 avg.) ... Also forced a fumble and added a fumble recovery on special teams ... Also recorded 14 special teams stops.

**2012:** Played in 13 games (four starts), posting five receptions for 39 yards (7.8 avg.) ... Also recorded eight special teams stops.

**2011:** Appeared in 15 games (seven starts), recording one carry for three yards and eight receptions for 72 yards ... Also recorded six special teams stops.

**COLLEGE:** Appeared in 51 games (28 starts) in four seasons at Connecticut ... Recorded 17 carries for 61 yards (3.6 avg.) and added 45 receptions for 414 yards with one touchdown ... Also added 63 special teams tackles, and recovered two fumbles and forced a fumble on the special teams units ... Was a two-year team captain ... Played in 12 games (eight starts) as a senior in 2010 ... Appeared in all 13 games (10 starts) as a junior in 2009 ... Played in 13 games (nine starts) as a sophomore in 2008 ... Appeared in all 13 games (two starts) as a freshman in 2007. ... Was a pre-kinesiology major at Connecticut.

#### PERSONAL:

- Attended North Attleboro (Mass.) High School where he was a three-sport athlete, competing in football, track and baseball.
- Named the 2006 Gatorade Player of the Year in Massachusetts and was an first-team all-state linebacker.
- Was a two-time Attleboro Sun-Chronicle all-star selection and added all-scholastic honors from both the Boston Globe and the Boston Herald.
- Was named team and league offensive MVP as a senior.
- Closed out his prep career as the school's all-time record-holder with 2,537 yards rushing, 48 touchdowns and 284 points.
- Served as squad captain in football, track and baseball, earning Sun-Chronicle all-star honors in all three and was twice named all-league in baseball.

### SHERMAN'S NFL STATISTICS

Year	Team	G-S	RUSHING					RECEIVING				
			No.	Yds.	Avg.	LG	TD	No.	Yds.	Avg.	LG	TD
2011	Arizona	15-7	1	3	3.0	3	0	8	72	9.0	19	0
2012	Arizona	13-4	0	0	0.0	--	0	5	39	7.8	19	0
2013	Kansas City	16-8	2	3	1.5	2	0	18	155	8.6	26	1
2014	Kansas City	3-2	2	8	4.0	4	0	1	1	1.0	1	0
Totals		47-21	5	14	2.8	4	0	32	267	8.3	26	1

**Additional Stats:** Has 27 special teams tackles — one in 2014, 12 in 2013, eight in 2012 and six in 2011. Forced a fumble on special teams vs. Tennessee (9/7/14).

### POSTSEASON

Year	Team	G-S	RUSHING					RECEIVING				
			No.	Yds.	Avg.	LG	TD	No.	Yds.	Avg.	LG	TD
2013	Kansas City	1-1	0	0	0.0	--	0	2	1	0.5	5	1
<b>Totals</b>			<b>0</b>	<b>0</b>	<b>0.0</b>	<b>--</b>	<b>0</b>	<b>2</b>	<b>1</b>	<b>0.5</b>	<b>5</b>	<b>1</b>

### SHERMAN'S GAME-BY-GAME STATISTICS

#### 2014

#### CHIEFS

Date	Opp.	RUSHING					RECEIVING				
		No.	Yds.	Avg.	LG	TD	No.	Yds.	Avg.	LG	TD
9/7	TENNESSEE	1	4	4.0	4	0	0	0	0.0	--	0
9/14	@ Denver	0	0	0.0	--	0	0	0	0.0	--	0
9/21	@ Miami	1	4	4.0	4	0	1	1	1.0	1	0
<b>TOTALS</b>		<b>2</b>	<b>8</b>	<b>4.0</b>	<b>4</b>	<b>0</b>	<b>1</b>	<b>1</b>	<b>1.0</b>	<b>1</b>	<b>0</b>

#### 2013

#### CHIEFS

Date	Opp.	RUSHING					RECEIVING				
		No.	Yds.	Avg.	LG	TD	No.	Yds.	Avg.	LG	TD
9/8	@ Jacksonville	0	0	0.0	--	0	4	44	11.0	26	0
9/15	DALLAS	0	0	0.0	--	0	0	0	0.0	--	0
9/19	@ Philadelphia	0	0	0.0	--	0	1	10	10.0	--	0
9/29	N.Y. GIANTS	0	0	0.0	--	0	1	6	6.0	6	0
10/6	@ Tennessee	0	0	0.0	--	0	2	13	6.5	8	0
10/13	OAKLAND	0	0	0.0	--	0	0	0	0.0	--	0
10/20	HOUSTON	0	0	0.0	--	0	2	10	5.0	9	0
10/27	CLEVELAND	0	0	0.0	--	0	3	23	7.7	12t	1
11/3	@ BUFFALO	1	2	2.0	2	0	0	0	0.0	0	0
11/17	@ Denver	1	1	1.0	1	0	2	18	9.0	16	0
11/24	SAN DIEGO	0	0	0.0	--	0	1	8	8.0	8	0
12/1	DENVER	0	0	0.0	--	0	1	8	8.0	8	0
12/8	@ Washington	0	0	0.0	--	0	0	0	0.0	--	0
12/15	@ Oakland	0	0	0.0	--	0	1	15	15.0	15	0
12/22	INDIANAPOLIS	0	0	0.0	--	0	0	0	0.0	--	0
12/29	@ San Diego	0	0	0.0	--	0	0	0	0.0	--	0
<b>TOTALS</b>		<b>2</b>	<b>3</b>	<b>1.5</b>	<b>2</b>	<b>0</b>	<b>18</b>	<b>155</b>	<b>8.6</b>	<b>26</b>	<b>1</b>
1/4/14	@ Indianapolis	0	0	0.0	--	0	2	1	0.5	5	1
<b>PLAYOFF TOTALS</b>		<b>0</b>	<b>0</b>	<b>0.0</b>	<b>--</b>	<b>0</b>	<b>2</b>	<b>1</b>	<b>0.5</b>	<b>5</b>	<b>1</b>

# SHERMAN'S GAME-BY-GAME STATISTICS

2012

## CARDINALS


Date	Opp.	RUSHING					RECEIVING				
		No.	Yds.	Avg.	LG	TD	No.	Yds.	Avg.	LG	TD
9/9	SEATTLE	0	0	0.0	--	0	0	0	0.0	--	0
9/16	@ New England	0	0	0.0	--	0	0	0	0.0	--	0
9/23	PHILADELPHIA	0	0	0.0	--	0	0	0	0.0	--	0
9/30	MIAMI	0	0	0.0	--	0	0	0	0.0	--	0
10/4	@ St. Louis	0	0	0.0	--	0	2	25	12.5	19	0
10/14	BUFFALO					Inactive/Knee					
10/21	@ Minnesota					Inactive/Knee					
10/29	SAN FRANCISCO	0	0	0.0	--	0	2	11	5.5	7	0
11/4	@ Green Bay	0	0	0.0	--	0	1	3	3.0	3	0
11/18	ATLANTA	0	0	0.0	--	0	0	0	0.0	--	0
11/25	ST. LOUIS	0	0	0.0	--	0	0	0	0.0	--	0
12/2	@ N.Y. Jets	0	0	0.0	--	0	0	0	0.0	--	0
12/9	@ Seattle	0	0	0.0	--	0	0	0	0.0	--	0
12/16	DETROIT	0	0	0.0	--	0	0	0	0.0	--	0
12/23	CHICAGO	0	0	0.0	--	0	0	0	0.0	--	0
12/30	@ San Francisco					Inactive/Knee					
<b>TOTALS</b>		<b>0</b>	<b>0</b>	<b>0.0</b>	<b>--</b>	<b>0</b>	<b>5</b>	<b>39</b>	<b>7.8</b>	<b>19</b>	<b>0</b>

2011

## CARDINALS


Date	Opp.	RUSHING					RECEIVING				
		No.	Yds.	Avg.	LG	TD	No.	Yds.	Avg.	LG	TD
9/11	CAROLINA	0	0	0.0	--	0	1	6	6.0	6	0
9/18	@ Washington	0	0	0.0	--	0	0	0	0.0	--	0
9/25	@ Seattle	0	0	0.0	--	0	1	6	6.0	5	0
10/2	N.Y. GIANTS	0	0	0.0	--	0	2	24	12.0	19	0
10/9	@ Minnesota	0	0	0.0	--	0	0	0	0.0	--	0
10/23	PITTSBURGH	0	0	0.0	--	0	1	15	15.0	15	0
10/30	@ Baltimore	0	0	0.0	--	0	0	0	0.0	--	0
11/6	ST. LOUIS					Inactive/Ankle					
11/13	@ Philadelphia	0	0	0.0	--	0	0	0	0.0	--	0
11/20	@ San Francisco	0	0	0.0	--	0	0	0	0.0	--	0
11/27	@ St. Louis	0	0	0.0	--	0	1	4	4.0	4	0
12/4	DALLAS	0	0	0.0	--	0	0	0	0.0	--	0
12/11	SAN FRANCISCO	0	0	0.0	--	0	0	0	0.0	--	0
12/18	CLEVELAND	0	0	0.0	--	0	1	6	6.0	6	0
12/24	@ Cincinnati	0	0	0.0	--	0	0	0	0.0	--	0
1/1/12	SEATTLE	1	3	3.0	3	0	1	11	11.0	11	0
<b>TOTALS</b>		<b>1</b>	<b>3</b>	<b>3.0</b>	<b>3</b>	<b>0</b>	<b>8</b>	<b>72</b>	<b>9.0</b>	<b>19</b>	<b>0</b>





**ALEX SMITH**  
QUARTERBACK

6-4 • 217 • Born: 5/7/84  
La Mesa, Calif. • NFL Exp: 10 (2nd with Chiefs)  
GP/GS (Playoffs) 98/93 (3/3)  
Acq: T (SF)-13 • Utah



### PRO CAREER:

- 10th-year quarterback joined the Chiefs in a trade from San Francisco in 2013.
- Has played in 98 games (93 starts), completing 1,662 of 2,787 passes (59.6%) for 18,236 yards with 108 touchdowns and 73 interceptions, good for an 81.0 passer rating. He has added 301 carries for 1,287 yards (4.3 avg.) with five rushing touchdowns.
- In three career postseason starts, Smith has completed 66 of 114 passes (57.9%) for 873 yards with nine touchdowns and no interceptions, good for a 108.6 passer rating. In those contests, he also owns 15 carries for 127 yards (8.5 avg.) with one touchdown.
- Became only the second quarterback in Chiefs history to win his first nine starts in a Kansas City uniform, joining QB Mike Livingston who won his first nine starts from 1969 to 1972. He is the first Kansas City quarterback to win his first nine games in a Chiefs uniform in consecutive weeks in the same season.
- Recorded his first career perfect 158.3 passer rating in a game with a minimum of 20 attempts at Oakland on Dec. 15, 2013. He completed 17 of 20 passes for 287 yards with five touchdowns and no interceptions. Became only the second Chiefs player to record a perfect 158.3 passer rating in a game with a minimum of 20 attempts, joining QB Trent Green, who accomplished the feat on Dec. 14, 2003.
- Set a single-game career-high with five touchdown passes at Oakland on Dec. 15, 2013, tying for the second-highest single-game total in franchise history.
- Completed 17 of 20 passes at Oakland (12/15/13), good for an 85.0 completion percentage, marking the best single-game completion percentage by any quarterback in franchise history, attempting at least 20 passes.
- Set a new franchise record for most rushing yards in a single season by a quarterback, racking up a career-high 431 yards on 76 carries (5.7 avg.). He passed QB Tyler Thigpen's mark of 386 yards set during the 2008 season.
- Set new single-season career-highs for attempts (508) and completions (308) in 2013. It was the first time in his eight-year career that he eclipsed the 500 attempt and the 300 completion marks.
- His 3,313 passing yards in 2013 are a single-season career-high, passing his old mark of 3,144 set in the 2011 season.
- Threw for 23 touchdowns and only seven interceptions in 2013, giving him a +16 TD/INT differential, the best mark of his career. His 23 touchdowns are a single-season high.
- In his first postseason outing as a member of the Chiefs, he threw for playoff-game franchise records in attempts (46), completions (30), yards (378) and touchdowns (four). His 378 yards and four touchdowns pass the marks set by another former San Francisco quarterback who played in Kansas City, Joe Montana.
- During 2012 offseason, spent time working with former MLB pitching coach Tom House on his throwing motion. House is known for his work with NFL quarterbacks, including Carson Palmer, Drew Brees and Tom Brady.
- Led the 49ers to a 13-3 regular season record and a trip to the NFC Championship Game in 2011.
- Was named the 2011 Comeback Player of the Year by Rick Gosselin of the Dallas Morning News. Also earned the Ed Block Courage Award, USA Today All-Joe Team and was the Samsung Next Level Player of the Week in Week 5.
- Became the sixth quarterback in San Francisco franchise history to pass for more than 10,000 yards in a career, accomplishing that feat during the 2011 season.
- Led the 49ers to six fourth-quarter comebacks in 2011, including four on the road. His four come-from-behind road victories tied the franchise record set by QB Joe Montana in 1989.
- Became the fifth San Francisco quarterback to eventually join the Kansas City Chiefs, following Steve DeBerg (1988), Elvis Grbac (1997), Steve Bono (1994), and most notably, Joe Montana (1993).
- In 2007, Smith committed \$500,000 to the University of Utah's athletic department. The donation was the lead gift for the Alex Smith Strength and Conditioning Facility - a \$1.5 million expansion of Utah's varsity athletics weight room.
- Graduated from Utah in three years with a bachelor's degree in economics and scored a 40 on the Wonderlic Test prior to the 2005 NFL Draft.
- Originally entered the NFL as the first overall pick in the 2005 NFL Draft by San Francisco.

**TRANSACTIONS:** Traded to Kansas City from San Francisco (3/12/13) ... Re-signed with San Francisco (3/21/12) ... Signed with San Francisco (7/29/11) ... Originally entered the NFL as the first overall pick in the 2005 NFL Draft by the San Francisco 49ers.

**KANSAS CITY (2013-14):** Has started 18 games at quarterback and was inactive in one contest, completing 372 of 610 passes (61.0%) for 3,956 yards with 27 touchdowns and 10 interceptions for an 87.8 passer rating ... Also has 89 rushes for 526 yards (5.9 avg.) with one touchdown ... Completed 30 of 46 passes for 378 yards with four touchdowns and no interceptions, good for a 119.7 passer rating, and carried the ball eight times for 57 yards (7.1 avg.) in an AFC Wild Card Game at Indianapolis (1/4/14).

**2014:** Started three games completing 64 of 102 passes (62.7%) for 643 yards with four TDs and three INTs for an 81.5 passer rating ... Has 13 carries for 95 yards (7.3 avg.) ... His three TDs at Miami (9/21) marked his 12th career contest with three or more touchdown passes and his 32nd career regular season multi-touchdown game.

**2013:** Started 15 games at quarterback and was inactive in one contest, completing 308 of 508 passes (60.6%) for 3,313 yards with 23 touchdowns and seven interceptions for an 89.1 passer rating ... Also had 76 rushes for 431 yards (5.7 avg.) with one touchdown ... Completed 30 of 46 passes for 378 yards with four touchdowns and no interceptions, good for a 119.7 passer rating, and carried the ball eight times for 57 yards (7.1 avg.) in an AFC Wild Card Game at Indianapolis (1/4/14).

**SAN FRANCISCO (2005-12):** Played in 80 regular season games (75 starts), completing 1,290 of 2,177 passes (59.3 %) for 14,280 yards with 81 touchdowns and 63 interceptions for a 79.1 passer rating ... Added 212 carries for 761 yards (3.6 avg.) with four touchdowns ... Also caught one pass for a six-yard loss ... Started two postseason contests, completing 36 of 68 passes (52.9%) for 495 yards with five touchdowns and no interceptions for a 101.0 rating ... Added seven carries for 70 yards (10.0 avg.) with one touchdown in two playoff games.

**2012:** Appeared in 10 games (nine starts), completing 153 of 218 passes for 1,737 yards with 13 touchdowns and five interceptions for a 104.1 passer rating ... Added 31 carries for 132 yards (4.3 avg.) ... Started the first nine games of the season before being sidelined after suffering a head injury vs. St. Louis (11/11) ... Was active but did not play in five contests and was inactive for one game.

**2011:** Started all 16 games, completing 273 of 445 passes (61.3%) for 3,144 yards with 17 touchdowns and five interceptions for a 90.7 passer rating ... Also had 52 rushes for 179 yards (3.4 avg.) with two touchdowns ... Started two postseason contests, completing 36 of 68 passes (52.9%) for 495 yards with five touchdowns and no interceptions for a 101.0 passer rating and had

seven rushes for 70 yards (10.0 avg.) with one touchdown ... Set a franchise record for fewest interceptions in a season (min. 400 attempts) ... Led the 49ers to six fourth-quarter comebacks on the season, including four on the road ... Named Samsung Next Level Player of the Week vs. Tampa Bay.

**2010:** Played in 11 games (10 starts), completing 204 of 342 passes (59.6%) for 2,370 yards with 14 touchdowns and 10 interceptions for an 82.1 passer rating ... Added 18 carries for 60 yards (3.3 avg.) ... Was inactive in two contests, vs. Denver (10/31) and vs. St. Louis (11/14), with a shoulder injury suffered at Carolina (10/24) and was active, but did not play in three games.

**2009:** Appeared in 11 games (10 starts), completing 225 of 372 passes (60.5%) for 2,350 yards with 18 touchdowns and 12 interceptions for an 81.5 passer rating ... Added 24 carries for 51 yards (2.1 avg.) ... Also had one reception for a six-yard loss ... Was active but did not play in the first five games of the season.

**2008:** Spent the entire season on injured reserve with a shoulder injury.

**2007:** Started seven contests, connecting on 94 of 193 passes (48.7%) for 914 yards with two touchdowns and four interceptions for a 57.2 passer rating ... Added 13 carries for 89 yards (6.8 avg.) ... Suffered a separated shoulder vs. Seattle (9/30) and missed two games, vs. Baltimore (10/7) and at the New York Giants (10/21) ... Placed on injured reserve on Dec. 12 as a result of the shoulder injury.

**2006:** Started all 16 games, becoming the first quarterback in 49ers history to take every snap over the course of a season ... Completed 257 of 442 passes (58.1%) for 2,890 yards with 16 touchdowns and 16 interceptions for a 74.8 rating ... Also had 44 carries for 147 yards (3.3 avg.) with two touchdowns.

**2005:** Played in nine games (seven starts), converting 84 of 165 passes (50.9%) for 875 yards with one touchdown and 11 interceptions for a 40.8 passer rating ... Was inactive in four games vs. Tampa Bay (10/30), vs. the New York Giants (11/6), at Chicago (11/13) and served as the club's third quarterback vs. Seattle (11/20) with a knee injury suffered vs. Washington (10/23) ... Was active but did not play in three contests.

**COLLEGE:** Played in 26 games (22 starts), boasting a 21-1 record as a starter at Utah ... Completed 389 of 587 passes (66.3%) for 5,208 yards with 47 touchdowns and only eight interceptions in three seasons ... Added 1,072 rushing yards with 15 rushing touchdowns on 286 carries (4.7 avg.) ... Set Utah career records for completion percentage (66.3), passing efficiency (162.7) and yards gained per completion (13.5 avg.) ... In his third and final season at Utah, he became first player in school history to be named a finalist for the Heisman Trophy ... Led the Utes to a 12-0 record as a junior in 2004, completing 214 of 317 passes (67.5%) for 2,952 yards with 32 touchdowns and four interceptions, adding 135 carries for 631 yards (4.7 avg.) with 10 rushing

touchdowns ... Named National Player of the Year by The Sporting News and Sports Illustrated ... Was also named CoSIDA Football Academic All-American of the Year ... Was a finalist for the Davey O'Brien Award, given to the nation's top passer ... Added second-team Walter Camp All-American, Mountain West Conference Offensive Player of the Year and unanimous first-team All-Mountain West Conference accolades ... Earned Mountain West Conference Player of the Week honors six times ... Took over the starting quarterback job in the season's third game as a sophomore in 2003 ... Completed 173 of 266 passes (65.0%) for 2,247 yards with 15 touchdowns and three interceptions ... Rushed 149 times for 452 yards (3.0 avg.) and five touchdowns ... Was a second-team All-Mountain West Conference pick and Earned Mountain West Conference Player of the Week honors three times ... Appeared in two games as a true freshman in 2002, completing two of five passes with one interception ... Majored in economics at Utah.

**PERSONAL:**

- Attended Helix (Calif.) High School in La Mesa, Calif., earning All-CIF, All-Conference, All-County, team MVP and National Football

Foundation and Hall of Fame Scholar-Athlete honors.

- Was named the conference's Offensive Player of the Year twice and served as team captain as a junior and a senior.
- Guided his team to a 25-1 record in his final two seasons.
- Served as class president.
- Established the Alex Smith Foundation, which provides foster teens with the tools and resources needed to transition to successful adulthood. More than 30 kids have been fully-funded completely through college. The four-year scholarship includes tuition, mentoring, counseling and other tools they may need to come out of school debt-free.
- Father, Doug, played football at Weber State, where his mother, Pam, also attended. His sister played soccer at Cal State Northridge.
- Uncle, John L. Smith, is the head coach at Fort Lewis College in Durango, Colo. He has also served as head coach at Arkansas (2012), Michigan State (2003-06), Louisville (1998-2002), Utah State (1995-97) and Idaho (1989-94).
- Married; wife, Elizabeth, with two sons.

# SMITH'S NFL STATISTICS

PASSING													
Year	Team	G-S	Att.	Comp.	Yds.	Comp. Pct.	Yds. Att.	TD	Pct.	INT	Pct.	LG	Rating
2005	San Francisco	9-7	165	84	875	50.9	5.30	1	0.6	11	6.7	47	40.8
2006	San Francisco	16-16	442	257	2,890	58.1	6.54	16	3.6	16	3.6	75	74.8
2007	San Francisco	7-7	193	94	914	48.7	4.74	2	1.0	4	2.1	45	57.2
2008	San Francisco	0-0	0	0	0	0.0	0.00	0	0.0	0	0.0	--	--
2009	San Francisco	11-10	372	225	2,350	60.5	6.32	18	4.8	12	3.2	73t	81.5
2010	San Francisco	11-10	342	204	2,370	59.6	6.93	14	4.1	10	2.9	62t	82.1
2011	San Francisco	16-16	445	273	3,144	61.3	7.06	17	3.8	5	1.1	56t	90.7
2012	San Francisco	10-9	218	153	1,737	70.2	7.97	13	6.0	5	2.3	55	104.1
2013	Kansas City	15-15	508	308	3,313	60.6	6.52	23	4.5	7	1.4	71t	89.1
2014	Kansas City	3-3	102	64	643	62.7	6.30	4	3.9	3	2.9	27	81.5
NFL Totals		98-93	2,787	1,662	18,236	59.6	6.54	108	3.9	73	2.6	75	81.0

RUSHING						
Year	Team	No.	Yds.	Avg.	LG	TD
2005	San Francisco	30	103	3.4	19	0
2006	San Francisco	44	147	3.3	22	2
2007	San Francisco	13	89	6.8	25	0
2008	San Francisco	0	0	0.0	--	0
2009	San Francisco	24	51	2.1	11	0
2010	San Francisco	18	60	3.3	12	0
2011	San Francisco	52	179	3.4	14	2
2012	San Francisco	31	132	4.3	24	0
2013	Kansas City	76	431	5.7	26	1
2014	Kansas City	13	95	7.3	25	0
NFL Totals		301	1,287	4.3	26	5

POSTSEASON													
Year	Team	G-S	Att.	Comp.	Yds.	Comp. Pct.	Yds. Att.	TD	Pct.	INT	Pct.	LG	Rating
2011	San Francisco	2-2	68	36	495	52.9	7.28	5	7.4	0	0.0	73t	101.0
2012	San Francisco	0-0	0	0	0	0.0	0.0	0	0.0	0	0.0	--	0.0
2013	Kansas City	1-1	46	30	378	65.2	8.22	4	8.7	0	0.0	79t	119.7
Totals		3-3	114	66	873	57.9	7.66	9	7.9	0	0.0	79t	108.6

RUSHING						
Year	Team	No.	Yds.	Avg.	LG	TD
2011	San Francisco	7	70	10.0	28t	1
2012	San Francisco	0	0	0.0	--	0
2013	Kansas City	8	57	7.1	16	0
Totals		15	127	8.5	28t	1

## SINGLE-GAME CAREER HIGHS

**Pass Attempts:** 46 vs. Philadelphia (9/24/06)  
**Pass Completions:** 29 vs. Tennessee (11/8/09)  
**Passing Yards:** 310 at Seattle (12/6/09)  
**TD Passes:** 5, at Oakland (12/15/13)  
**Interceptions:** 4 vs. Indianapolis (10/9/05)  
**Long Pass:** 75 vs. Philadelphia (9/24/06)

**Passer Rating:** 158.3 at Oakland (12/15/13)  
**Rushing Attempts:** 10 at Philadelphia (9/19/13)  
**Rushing Yards:** 57 at Dallas (9/15/13)  
**Long Run:** 26 vs. Denver (12/1/13)  
**Rushing TDs:** 1, five times, last vs. Houston (10/20/13)

**SMITH'S MULTI-TOUCHDOWN GAMES (35)**

Date	Opponent	Att.	Comp.	Yards	TDs	INTs	Rating	Result
10/8/06	Oakland	19	15	165	3	1	120.5	W, 34-20
10/15/06	San Diego	31	20	214	2	1	92.7	L, 19-48
12/14/06	@ Seattle	25	14	162	2	0	102.4	W, 24-14
10/25/09	@ Houston	22	15	206	3	1	118.6	L, 21-24
11/8/09	Tennessee	45	29	286	2	3	69.3	L, 27-34
11/22/09	@ Green Bay	33	16	227	3	1	88.8	L, 24-30
11/29/09	Jacksonville	41	27	232	2	0	96.8	W, 20-3
12/6/09	@ Seattle	45	27	310	2	0	95.6	L, 17-20
12/14/09	Arizona	35	19	144	2	2	59.7	W, 24-9
10/10/10	Philadelphia	39	25	309	3	2	92.8	L, 24-27
10/17/10	Oakland	33	16	196	2	0	87.4	W, 17-9
12/12/10	Seattle	27	17	255	3	0	130.9	W, 40-21
1/2/11	Arizona	29	15	276	2	0	107.8	W, 38-7
9/18/11	Dallas	24	16	179	2	1	99.1	L, 24-27
10/2/11	@ Philadelphia	33	21	291	2	0	112.1	W, 24-23
10/9/11	Tampa Bay	19	11	170	3	0	127.2	W, 48-3
11/20/11	Arizona	38	20	267	2	1	81.8	W, 23-7
12/4/11	St. Louis	23	17	274	2	0	142.3	W, 26-0
1/14/12**	New Orleans	42	24	299	3	0	103.2	W, 36-32
1/22/12**	N.Y. Giants	26	12	196	2	0	97.6	L, 17-20
9/9/12	@ Green Bay	26	20	211	2	0	125.6	W, 30-22
9/16/12	Detroit	31	20	226	2	0	107.7	W, 27-19
10/7/12	Buffalo	24	18	303	3	0	156.3	W, 45-3
10/29/12	@ Arizona	19	18	232	3	0	157.1	W, 24-3
9/8/13	@ Jacksonville	34	21	173	2	0	94.4	W, 28-2
9/15/13	Dallas	36	21	223	2	0	95.0	W, 17-16
9/29/13	N.Y. Giants	41	24	288	3	2	84.2	W, 31-7
10/27/13	Cleveland	36	24	225	2	0	102.2	W, 23-17
11/17/13	@ Denver	45	21	230	2	0	80.9	L, 17-27
11/24/13	San Diego	38	26	294	3	1	106.7	L, 38-41
12/1/13	Denver	42	26	293	2	1	88.7	L, 28-35
12/8/13	@ Washington	20	14	137	2	0	122.3	W, 45-10
12/15/13	@ Oakland	20	17	287	5	0	158.3	W, 56-31
1/4/14**	@ Indianapolis	46	30	378	5	0	119.7	L, 44-45
9/21/14	@ Miami	25	19	186	3	0	136.0	W, 36-15

\*\*Postseason game.

**SMITH'S GAMES WITH A 100.0+ RATING (19)**

Date	Opponent	Att.	Comp.	Yards	TDs	INTs	Rating	Result
9/17/06	St. Louis	22	11	233	1	0	103.0	W, 20-13
11/19/06	Seattle	25	19	163	1	0	105.9	W, 20-14
12/14/06	@ Seattle	25	14	162	2	0	102.4	W, 24-14
10/25/09	@ Houston	22	15	206	3	1	118.6	L, 21-24
12/12/10	Seattle	27	17	255	3	0	130.9	W, 40-21
1/2/11	Arizona	29	15	276	2	0	107.8	W, 38-7
10/2/11	@ Philadelphia	33	21	291	2	0	112.1	W, 24-23
11/6/11	@ Washington	24	17	200	1	0	109.7	W, 19-11
12/4/11	St. Louis	23	17	274	2	0	142.3	W, 26-0
1/14/12**	New Orleans	42	24	299	3	0	103.2	W, 36-32
9/9/12	@ Green Bay	26	20	211	2	0	125.6	W, 30-22
9/16/12	Detroit	31	20	226	2	0	107.7	W, 27-19
10/7/12	Buffalo	24	18	303	3	0	156.3	W, 45-3
10/28/13	Cleveland	36	24	225	0	0	102.2	W, 23-17
11/24/13	San Diego	38	26	294	1	1	106.7	L, 38-41
12/8/13	@ Washington	20	14	137	0	0	122.3	W, 45-10
12/15/13	@ Oakland	20	17	287	0	0	158.3	W, 56-31
1/4/14**	@ Indianapolis	46	30	378	4	0	119.7	L, 44-45
9/21/14	@ Miami	25	19	186	3	0	136.0	W, 36-15

\*Minimum of 20 attempts to qualify.

\*\*Postseason game.

# SMITH'S GAME-BY-GAME STATISTICS

2014

CHIEFS

Date	Opp.					Comp. Yds.		TD	INT	LG	Sack/Yds.	Rating
		Att.	Comp.	Yds.	Pct.	Att.	Yds.					
9/7	TENNESSEE	35	19	202	54.3	5.8	1	3	27	4/24	45.2	
9/14	@ Denver	42	26	255	61.9	6.1	0	0	24	2/8	79.0	
9/21	@ Miami	25	19	186	76.0	7.4	3	0	26	5/18	136.0	
<b>TOTALS</b>		<b>102</b>	<b>64</b>	<b>643</b>	<b>62.7</b>	<b>6.3</b>	<b>4</b>	<b>3</b>	<b>27</b>	<b>11/50</b>	<b>81.5</b>	

2013

CHIEFS

Date	Opp.					Comp. Yds.		TD	INT	LG	Sack/Yds.	Rating
		Att.	Comp.	Yds.	Pct.	Att.	Yds.					
9/8	@ Jacksonville	34	21	173	61.8	5.09	2	0	26	1/2	94.4	
9/15	DALLAS	36	21	223	58.3	6.19	2	0	31	4/24	95.0	
9/19	@ Philadelphia	35	22	273	62.9	7.80	0	0	51	5/25	87.0	
9/29	N.Y. GIANTS	41	24	288	58.5	7.02	3	2	34	1/0	84.2	
10/6	@ Tennessee	39	20	245	51.3	6.28	0	1	44	2/12	60.3	
10/13	OAKLAND	31	14	128	45.2	4.13	0	0	24	3/23	56.9	
10/20	HOUSTON	34	23	240	67.6	7.05	0	1	43	2/9	75.6	
10/27	CLEVELAND	36	24	225	66.7	6.25	2	0	28t	6/30	102.2	
11/3	@ Buffalo	29	19	124	65.5	4.28	0	0	20	2/9	74.5	
11/17	@ Denver	45	21	230	46.7	5.11	2	0	26	3/30	77.1	
11/24	SAN DIEGO	38	26	294	68.4	7.74	3	1	36	3/13	106.7	
12/1	DENVER	42	26	293	61.9	6.98	2	1	28	0/0	88.7	
12/8	@ Washington	20	14	137	70.0	6.85	2	0	22	0/0	122.3	
12/15	@ Oakland	20	17	287	85.0	14.4	5	0	71t	2/12	158.3	
12/22	INDIANAPOLIS	28	16	153	55.1	5.27	0	1	19	4/21	41.3	
12/29	@ San Diego	<i>Inactive</i>										
<b>TOTALS</b>		<b>508</b>	<b>308</b>	<b>3,313</b>	<b>60.6</b>	<b>6.51</b>	<b>23</b>	<b>7</b>	<b>71t</b>	<b>38/210</b>	<b>88.1</b>	
1/4/14	@ Indianapolis	46	30	378	65.2	8.22	4	0	79t	2/15	119.7	
<b>PLAYOFF TOTALS</b>		<b>46</b>	<b>30</b>	<b>378</b>	<b>65.2</b>	<b>8.22</b>	<b>4</b>	<b>0</b>	<b>79t</b>	<b>2/15</b>	<b>119.7</b>	



# SMITH'S GAME-BY-GAME STATISTICS

2012

49ERS

Date	Opp.	Comp. Yds.									
		Att.	Comp.	Yds.	Pct.	Att.	TD	INT	LG	Sack/Yds.	Rating
9/9	@ Green Bay	26	20	211	76.9	8.12	2	0	29	4/20	125.6
9/16	DETROIT	31	20	226	64.5	7.29	2	0	23t	3/25	107.7
9/23	@ Minnesota	35	24	204	68.6	5.83	1	1	22	3/13	81.1
9/30	@ N.Y. Jets	21	12	143	57.1	6.81	0	0	26	2/9	78.1
10/7	BUFFALO	24	18	303	75.0	12.63	3	0	53	0/0	156.3
10/14	N.Y. GIANTS	30	19	200	63.3	6.67	0	3	55	4/31	43.1
10/18	SEATTLE	23	14	140	60.9	6.09	1	1	18	2/2	74.5
10//29	@ Arizona	19	18	232	94.7	12/21	3	0	47t	4/28	157.1
11/11	ST. LOUIS	8	7	72	87.5	9.00	1	0	19	2/9	143.8
11/19	CHICAGO	<i>Inactive/Head</i>									
11/25	@ New Orleans	<i>Active, Did not play</i>									
12/2	@ St. Louis	<i>Active, Did not play</i>									
12/9	MIAMI	<i>Active, Did not play</i>									
12/6	@ New England	<i>Active, Did not play</i>									
12/23	@ Seattle	<i>Active, Did not play</i>									
12/30	ARIZONA	1	1	6	100.0	6.00	0	0	6	0/0	91.7
<b>TOTALS</b>		<b>218</b>	<b>153</b>	<b>1,737</b>	<b>70.2</b>	<b>7.97</b>	<b>13</b>	<b>5</b>	<b>55</b>	<b>24/137</b>	<b>104.1</b>

1/12/13 GREEN BAY

*Active, Did not play*

1/20/13 @ Atlanta

*Active, Did not play*

2/3/13 BALTIMORE

*Active, Did not play*

**PLAYOFF TOTALS**                      **0**    **0**    **0**    **0.0**    **0.00**    **0**    **0**    **--**    **0/0**    **0.0**

2011

49ERS

Date	Opp.	Comp. Yds.									
		Att.	Comp.	Yds.	Pct.	Att.	TD	INT	LG	Sack/Yds.	Rating
9/11	SEATTLE	20	15	124	75.0	6.20	0	0	27	0/0	90.4
9/18	DALLAS	24	16	179	66.7	7.46	2	1	29t	6/47	99.1
9/25	@ Cincinnati	30	20	201	66.7	6.70	0	0	39	5/25	85.6
10/2	@ Philadelphia	33	21	291	63.6	8.82	2	0	44	3/13	112.1
10/9	TAMPA BAY	19	11	170	57.9	8.95	3	0	26t	0/0	127.2
10/16	@ Detroit	32	17	125	53.1	3.91	1	1	27	2/14	60.0
10/30	CLEVELAND	24	15	177	62.5	7.38	1	0	41	1/3	98.8
11/6	@ Washington	24	17	200	70.8	8.33	1	0	30t	2/12	109.7
11/13	N.Y. GIANTS	30	19	242	63.3	8.07	1	1	31t	2/14	85.7
11/20	ARIZONA	38	20	267	52.6	7.03	2	1	38	00/0	81.8
11/24	@ Baltimore	24	15	140	62.5	5.83	0	1	20	9/44	61.1
12/4	ST. LOUIS	23	17	274	73.9	11.91	2	0	56t	4/29	142.3
12/11	@ Arizona	37	18	175	48.6	4.73	0	0	32	5/32	62.3
12/19	PITTSBURGH	31	18	187	58.1	6.03	1	0	31	0/0	86.4
12/24	@ Seattle	26	14	179	53.8	6.88	0	0	41	2/8	75.6
1/1/12	@ St. Louis	30	20	213	66.7	7.10	1	0	44	3/22	98.3
<b>TOTALS</b>		<b>445</b>	<b>273</b>	<b>3,144</b>	<b>61.3</b>	<b>7.07</b>	<b>17</b>	<b>5</b>	<b>56t</b>	<b>44/263</b>	<b>90.7</b>
1/14/12	NEW ORLEANS	42	24	299	57.1	7.12	3	0	49t	4/35	103.2
1/22/12	N.Y. GIANTS	26	12	196	46.2	7.54	2	0	73t	3/18	97.6
<b>PLAYOFF TOTALS</b>		<b>68</b>	<b>36</b>	<b>495</b>	<b>52.9</b>	<b>7.28</b>	<b>5</b>	<b>0</b>	<b>73t</b>	<b>7/53</b>	<b>101.0</b>

# SMITH'S GAME-BY-GAME STATISTICS

2010

49ERS

Date	Opp.	Att.	Comp.	Yds.	Pct.	Att.	TD	INT	LG	Sack/Yds.	Rating
9/12	@ Seattle	45	26	225	57.8	5.00	0	2	23	2/11	52.5
9/20	NEW ORLEANS	32	23	275	71.9	8.59	1	2	41	0/0	82.2
9/26	@ Kansas City	42	23	232	54.8	5.52	1	1	41	5/24	68.8
10/3	@ Atlanta	32	21	188	65.6	5.88	1	2	19	1/7	65.6
10/10	PHILADELPHIA	39	25	309	64.1	7.92	3	2	36	2/19	92.8
10/17	OAKLAND	33	16	196	48.5	5.94	2	0	35	2/5	87.4
10/24	@ Carolina	19	9	129	47.4	6.79	1	0	53	1/8	87.4
10/31	DENVER	<i>Inactive/Shoulder</i>									
11/14	ST. LOUIS	<i>Inactive/Shoulder</i>									
11/21	TAMPA BAY	<i>Active, Did not play</i>									
11/29	@ Arizona	<i>Active, Did not play</i>									
12/5	@ Green Bay	<i>Active, Did not play</i>									
12/12	SEATTLE	27	17	255	63.0	9.44	3	0	62t	2/14	130.9
12/16	@ San Diego	29	19	165	65.5	5.69	0	1	36	6/34	66.0
12/26	@ St. Louis	15	10	120	66.7	8.00	0	0	33	2/4	91.0
1/2/11	ARIZONA	29	15	276	51.7	9.52	2	0	59t	2/14	107.8
<b>TOTALS</b>		<b>342</b>	<b>204</b>	<b>2,370</b>	<b>59.6</b>	<b>6.93</b>	<b>14</b>	<b>10</b>	<b>62t</b>	<b>25/140</b>	<b>82.1</b>

2009

49ERS

Date	Opp.	Att.	Comp.	Yds.	Pct.	Att.	TD	INT	LG	Sack/Yds.	Rating
9/13	@ Arizona	<i>Active, Did not play</i>									
9/20	SEATTLE	<i>Active, Did not play</i>									
9/27	@ Minnesota	<i>Active, Did not play</i>									
10/4	ST. LOUIS	<i>Active, Did not play</i>									
10/11	ATLANTA	<i>Active, Did not play</i>									
10/25	@ Houston	22	15	206	68.2	9.36	3	1	29t	0/0	118.6
11/1	@ Indianapolis	32	19	198	59.4	6.19	1	1	27	4/16	74.7
11/8	TENNESSEE	45	29	286	64.4	6.36	2	3	40	4/36	69.3
11/12	CHICAGO	23	16	118	69.6	5.13	0	1	20	2/12	63.3
11/22	@ Green Bay	33	16	227	48.5	6.88	3	1	38t	3/12	88.8
11/29	JACKSONVILLE	41	27	232	65.9	5.66	2	0	30	0/0	96.8
12/6	@ Seattle	45	27	310	60.0	6.89	2	0	42	1/7	95.6
12/14	ARIZONA	35	19	144	54.3	4.11	2	2	35t	1/6	59.7
12/20	@ Philadelphia	37	20	177	54.1	4.78	1	3	22	3/23	42.3
12/27	DETROIT	31	20	230	64.5	7.42	1	0	50	1/4	97.5
1/3/10	@ St. Louis	28	17	222	60.7	7.93	1	0	73t	3/18	97.6
<b>TOTALS</b>		<b>372</b>	<b>225</b>	<b>2,350</b>	<b>60.5</b>	<b>6.32</b>	<b>18</b>	<b>12</b>	<b>73t</b>	<b>22/134</b>	<b>81.5</b>

2008

49ERS

Date	Opp.	Att.	Comp.	Yds.	Pct.	Att.	TD	INT	LG	Sack/Yds.	Rating
9/7	ARIZONA	<i>Injured Reserve/Shoulder</i>									
9/14	@ Seattle	<i>Injured Reserve/Shoulder</i>									
9/21	DETROIT	<i>Injured Reserve/Shoulder</i>									
9/38	@ New Orleans	<i>Injured Reserve/Shoulder</i>									
10/5	NEW ENGLAND	<i>Injured Reserve/Shoulder</i>									
10/12	PHILADELPHIA	<i>Injured Reserve/Shoulder</i>									
10/19	@ N.Y. Giants	<i>Injured Reserve/Shoulder</i>									
10/26	SEATTLE	<i>Injured Reserve/Shoulder</i>									
11/10	@ Arizona	<i>Injured Reserve/Shoulder</i>									
11/16	ST. LOUIS	<i>Injured Reserve/Shoulder</i>									
11/23	@ Dallas	<i>Injured Reserve/Shoulder</i>									
11/30	@ Buffalo	<i>Injured Reserve/Shoulder</i>									
12/7	N.Y. JETS	<i>Injured Reserve/Shoulder</i>									
12/14	@ Miami	<i>Injured Reserve/Shoulder</i>									
12/21	@ St. Louis	<i>Injured Reserve/Shoulder</i>									
12/28	WASHINGTON	<i>Injured Reserve/Shoulder</i>									
<b>TOTALS</b>		<b>0</b>	<b>0</b>	<b>0</b>	<b>0.0</b>	<b>0.0</b>	<b>0</b>	<b>0</b>	<b>--</b>	<b>0/0</b>	<b>0.0</b>

# SMITH'S GAME-BY-GAME STATISTICS

## 2007 49ERS


Date	Opp.	Att.	Comp.	Yds.	Pct.	Att.	TD	INT	LG	Sack/Yds.	Rating
9/10	ARIZONA	31	15	126	48.4	4.06	0	0	22	3/24	59.3
9/16	@ St. Louis	17	11	126	64.7	7.41	0	0	34	4/29	86.9
9/23	@ Pittsburgh	35	17	209	48.6	5.97	1	1	31	2/11	65.1
9/30	SEATTLE	1	0	0	0.0	0.00	0	0	--	1/10	39.6
10/7	BALTIMORE	<i>Inactive/Shoulder</i>									
10/21	@ N.Y. Giants	<i>Inactive/3rd QB/Shoulder</i>									
10/28	NEW ORLEANS	43	22	190	51.2	4.42	1	0	20	2/13	70.9
11/4	@ Atlanta	38	17	149	44.7	3.92	0	3	21	2/14	22.8
11/12	@ Seattle	28	12	114	42.9	4.07	0	0	45	3/20	54.8
11/18	ST. LOUIS	<i>Active, Did not play</i>									
11/25	@ Arizona	<i>Inactive/Shoulder</i>									
12/2	@ Carolina	<i>Inactive/Shoulder</i>									
12/9	MINNESOTA	<i>Inactive/Shoulder</i>									
12/15	CINCINNATI	<i>Injured Reserve/Shoulder</i>									
12/23	TAMPA BAY	<i>Injured Reserve/Shoulder</i>									
12/30	@ Cleveland	<i>Injured Reserve/Shoulder</i>									
<b>TOTALS</b>		<b>193</b>	<b>94</b>	<b>914</b>	<b>48.7</b>	<b>4.74</b>	<b>2</b>	<b>4</b>	<b>45</b>	<b>17/121</b>	<b>57.2</b>

## 2006 49ERS

Date	Opp.	Att.	Comp.	Yds.	Pct.	Att.	TD	INT	LG	Sack/Yds.	Rating
9/10	@ Arizona	40	23	288	57.5	7.20	1	0	46	1/2	88.3
9/17	ST. LOUIS	22	11	233	50.0	10.59	1	0	72t	0/0	103.0
9/24	PHILADELPHIA	46	27	293	58.7	6.37	1	0	75	3/24	84.8
10/1	@ Kansas City	25	13	92	52.0	3.68	0	2	22	4/16	27.4
10/8	OAKLAND	19	15	165	78.9	8.68	3	1	33t	0/0	120.5
10/15	SAN DIEGO	31	20	214	65.5	6.90	2	1	25	5/32	92.7
10/29	@ Chicago	25	14	135	56.0	5.40	1	2	25	2/14	51.3
11/5	MINNESOTA	21	13	105	61.9	5.00	0	1	22	3/14	54.7
11/12	@ Detroit	20	14	136	70.0	6.80	0	0	2	3/19	88.8
11/19	SEATTLE	25	19	163	76.0	6.52	1	0	23	1/9	105.9
11/26	@ St. Louis	25	13	148	52.0	5.92	1	2	28	0/0	50.1
12/3	@ New Orleans	28	14	171	50.0	6.11	1	3	48t	4/26	41.5
12/10	GREEN BAY	29	12	201	41.4	6.93	1	2	52t	1/7	48.2
12/14	@ Seattle	25	14	162	56.0	6.48	2	0	54	0/0	102.4
12/24	ARIZONA	29	18	190	62.1	6.55	0	1	44	4/16	66.7
12/31	@ Denver	32	17	194	53.1	6.06	1	1	35	4/23	69.0
<b>TOTALS</b>		<b>442</b>	<b>257</b>	<b>2,890</b>	<b>58.1</b>	<b>6.54</b>	<b>16</b>	<b>16</b>	<b>75</b>	<b>35/202</b>	<b>74.8</b>

## 2005 49ERS

Date	Opp.	Att.	Comp.	Yds.	Pct.	Att.	TD	INT	LG	Sack/Yds.	Rating
9/11	ST. LOUIS	<i>Active, Did not play</i>									
9/18	@ Philadelphia	1	0	0	0.0	0.00	0	0	--	0/0	39.6
9/25	DALLAS	<i>Active, Did not play</i>									
10/2	@ Arizona	10	6	34	60.0	3.40	0	0	16	2/15	66.3
10/9	INDIANAPOLIS	23	9	74	39.1	3.22	0	4	21	5/30	8.5
10/23	@ Washington	16	8	92	50.0	5.75	0	1	43	5/38	41.7
10/30	TAMPA BAY	<i>Inactive/Knee</i>									
11/6	N.Y. GIANTS	<i>Inactive/Knee</i>									
11/13	@ Chicago	<i>Inactive/Knee</i>									
11/20	SEATTLE	<i>Inactive/3rd QB/Knee</i>									
11/27	@ Tennessee	<i>Active, Did not play</i>									
12/4	ARIZONA	24	16	185	66.7	7.71	0	3	31	3/16	50.2
12/11	@ Seattle	22	9	77	40.9	3.50	0	1	24	4/26	31.8
12/18	@ Jacksonville	24	8	123	33.3	5.13	0	1	47	2/16	33.9
12/24	@ St. Louis	16	12	131	75.0	8.19	0	0	22	5/27	98.7
1/1/06	HOUSTON	29	16	159	55.2	5.48	1	1	39	3/17	68.0
<b>TOTALS</b>		<b>165</b>	<b>84</b>	<b>875</b>	<b>50.9</b>	<b>5.30</b>	<b>1</b>	<b>11</b>	<b>47</b>	<b>29/185</b>	<b>40.8</b>



**SEAN  
SMITH**  
CORNERBACK



**21**

6-3 • 218 • Born: 7/14/87  
Pasadena, Calif. • NFL Exp: 6 (2nd with Chiefs)  
GP/GS (Playoffs) 82/74 (1/1)  
Acq: FA-13 • Utah

**PRO CAREER:**

- Sixth-year defensive back joined the Chiefs as a free agent in 2013.
- Has started all 16 games in three of his five NFL seasons (2009, 2011-12).
- Owns 265 tackles (231 solo), seven interceptions for 152 yards, including one return for a 100-yard touchdown, 54 passes defended, three forced fumbles and one fumble recovery.
- Started his first postseason contest in 2013 as a member of the Chiefs.
- Originally entered the NFL as the second of two second-round draft picks (61st overall) by the Miami Dolphins in the 2009 NFL Draft.

**TRANSACTIONS:** Signed with Kansas City (3/15/13) ... Drafted with the second of two second-round picks (61st overall) by the Miami Dolphins in the 2009 NFL Draft.

**KANSAS CITY (2013-14)** Has played in 19 games (18 starts) at right cornerback, posting 57 tackles (53 solo), two interceptions for 96 yards, including a 100-yard return for a touchdown and 15 passes defended ... Recorded four tackles (one solo) and one pass defended in an AFC Wild Card game at Indianapolis (1/4/14).

**2014:** Started three games at right cornerback tallying 10 solo tackles and two passes defended.

**2013:** Played in 16 games (15 starts) at right cornerback, posting 47 tackles (43 solo), two interceptions for 96 yards, including a 100-yard return for a touchdown and 15 passes defended ... Recorded four tackles (one solo) and one pass defended in an AFC Wild Card game at Indianapolis (1/4/14).

**MIAMI (2009-12):** Played in 63 games (56 starts) in four seasons with the Dolphins ... Totaled 208 tackles (178 solo), five interceptions returned for 56 yards, 39 passes defended, three forced fumbles and one fumble recovery.

**2012:** Started all 16 games, posting 59 tackles (53 solo), two interceptions returned for 31 yards, a team-high 11 passes defended and three forced fumbles.

**2011:** Started all 16 games, recording 60

tackles, two interceptions for seven yards and seven passes defended.

**2010:** Appeared in 15 games (eight starts), tallying 50 tackles (42 solo), nine passes defended and an interception ... Did not play in season opener at Buffalo (9/12).

**2010:** Started all 16 games as a rookie, becoming first Dolphins rookie cornerback to start 16 games in their first season ... Finished with 39 tackles, a team-high 12 passes defended and one fumble recovery.

**COLLEGE:** Three-year letterman and two-year starter at Utah (2006-08) appeared in 39 games (22 starts), recording 80 tackles (43 solo), nine interceptions, 16 passes defended and three tackles for loss ... Added seven rushes for 63 yards and one reception for 12 yards ... Played in 13 games (12 starts) as a junior in 2008, tallying 46 tackles (23 solo), five interceptions for 151 yards with a touchdown, nine passes defended, a sack, two tackles for loss and a forced fumble. Named third-team All-American as the Utes finished ranked second in the country with a 13-0 record, the only perfect team in the country ... Appeared in 13 games (10 starts) as a sophomore in 2007, registering 32 tackles (20 solo), four interceptions and seven passes defended ... Played in 13 games as a redshirt freshman in 2006, playing slot receiver in the first 11 contests before shifting to defense and appearing as a nickel back in the final two games. Recorded seven carries for 63 yards (9.0 avg.) and a 12-yard reception on offense and posted two tackles on defense ... Redshirted in 2005 as a true freshman ... Originally entered college as a running back before moving to wide receiver and eventually cornerback ... Majored in mass communications at Utah.

**PERSONAL:**

- Prepped at Blair High School in Pasadena, Calif., where he played running back, receiver and was a kickoff return specialist.
- Earned all-conference, all-state and All-American honors and won league Offensive Back of the Year accolades as a senior, after rushing for more than 1,500 yards with 18 touchdowns and adding 547 receiving yards

## SMITH'S NFL STATISTICS

Year	Team	TACKLES				SACKS		INTERCEPTIONS					FUMBLES		
		G-S	Solos	Asst.	Total	No.	Yds.	No.	Yds.	LG	TDs	PDs	FF	FR	Yds.
2009	Miami	16-16	32	7	39	0.0	0.0	0	0	--	0	12	0	1	0
2010	Miami	15-8	42	8	50	0.0	0.0	1	18	--	0	9	0	0	0
2011	Miami	16-16	51	9	60	0.0	0.0	2	7	7	0	7	0	0	0
2012	Miami	16-16	53	6	59	0.0	0.0	2	31	31	0	11	3	0	0
2013	Kansas City	16-15	43	4	48	0.0	0.0	2	96	100t	1	13	0	0	0
2014	Kansas City	3-3	10	0	10	0.0	0.0	0	0	0	0	2	0	0	0
<b>Totals</b>		<b>82-74</b>	<b>231</b>	<b>34</b>	<b>265</b>	<b>0.0</b>	<b>0.0</b>	<b>7</b>	<b>152</b>	<b>100t</b>	<b>1</b>	<b>54</b>	<b>3</b>	<b>1</b>	<b>0</b>

**Additional Stats:** Had one special teams tackle in 2010.

### POSTSEASON

Year	Team	TACKLES				SACKS		INTERCEPTIONS					FUMBLES		
		G-S	Solos	Asst.	Total	No.	Yds.	No.	Yds.	LG	TDs	PDs	FF	FR	Yds.
2013	Kansas City	1-1	1	3	4	0.0	0.0	0	0	--	0	1	0	0	0
<b>Totals</b>		<b>1-1</b>	<b>1</b>	<b>3</b>	<b>4</b>	<b>0.0</b>	<b>0.0</b>	<b>0</b>	<b>0</b>	<b>--</b>	<b>0</b>	<b>1</b>	<b>1</b>	<b>0</b>	<b>0</b>

### SINGLE-GAME CAREER HIGHS

**Tackles:** 8 (six solo) at Cincinnati (10/7/12)

**Interceptions:** 2 at Arizona (9/30/12)

**INT Return Yards:** 100t at Buffalo (11/3/13)

**Long INT Return:** 100t at Buffalo (11/3/13)

**Passes Defensed:** 4 at N.Y. Jets (12/12/10)

**Forced Fumbles:** 3, three times,

last vs. Buffalo (12/23/12)

**Fumble Recoveries:** 1 at Tennessee (12/20/09)

## SMITH'S GAME-BY-GAME STATISTICS

### 2014

#### CHIEFS

Date	Opp.	Tkl	Ast	Tot	TFL	Sck	INT	FR	FF	PR	PD
9/7	TENNESSEE	4	0	4	0	0.0	0-0	0	0	0	1
9/14	@ Denver	3	0	3	0	0.0	0-0	0	0	0	0
9/21	@ Miami	3	0	3	0	0.0	0-0	0	0	0	1
<b>TOTALS</b>		<b>10</b>	<b>0</b>	<b>10</b>	<b>0</b>	<b>0.0</b>	<b>0-0</b>	<b>0</b>	<b>0</b>	<b>0</b>	<b>2</b>

### 2013

#### CHIEFS

Date	Opp.	Tkl	Ast	Tot	TFL	Sck	INT	FR	FF	PR	PD
9/8	@ Jacksonville	1	0	0	0	0.0	0-0	0	0	0	0
9/15	DALLAS	4	0	4	0	0.0	0-0	0	0	0	0
9/19	@ Philadelphia	3	1	4	0	0.0	1--4	0	0	0	2
9/29	N.Y. GIANTS	4	0	4	0	0.0	0-0	0	0	0	0
10/6	@ Tennessee	3	0	3	0	0.0	0-0	0	0	0	2
10/13	OAKLAND	5	0	5	0	0.0	0-0	0	0	0	1
10/20	HOUSTON	1	0	1	0	0.0	0-0	0	0	0	1
10/27	CLEVELAND	2	0	2	0	0.0	0-0	0	0	0	2
11/3	@ Buffalo	1	1	2	0	0.0	1-100t	0	0	0	2
11/17	@ Denver	2	0	2	0	0.0	0-0	0	0	0	1
11/24	SAN DIEGO	3	0	3	0	0.0	0-0	0	0	0	1
12/1	DENVER	5	0	5	0	0.0	0-0	0	0	0	1
12/8	@ Washington	2	0	2	0	0.0	0-0	0	0	0	1
12/15	@ Oakland	3	2	5	0	0.0	0-0	0	0	0	1
12/22	INDIANAPOLIS	3	0	3	0	0.0	0-0	0	0	0	0
12/29	@ San Diego	1	0	1	0	0.0	0-0	0	0	0	0
<b>TOTALS</b>		<b>43</b>	<b>4</b>	<b>47</b>	<b>0</b>	<b>0.0</b>	<b>2-96</b>	<b>0</b>	<b>0</b>	<b>0</b>	<b>15</b>
1/4/14	@ Indianapolis	1	3	4	0	0.0	0-0	0	0	0	1
<b>PLAYOFF TOTALS</b>		<b>1</b>	<b>3</b>	<b>4</b>	<b>0</b>	<b>0.0</b>	<b>0-0</b>	<b>0</b>	<b>0</b>	<b>0</b>	<b>1</b>

# SMITH'S GAME-BY-GAME STATISTICS

2012

## DOLPHINS

Date	Opp.	Tkl	Ast	Tot	TFL	Sck	INT	FR	FF	PR	PD
9/9	@ Houston	2	0	2	0	0.0	0-0	0	0	0	0
9/16	OAKLAND	4	0	4	0	0.0	0-0	0	0	0	2
9/23	N.Y. JETS	2	0	2	0	0.0	0-0	0	0	0	1
9/30	@ Arizona	6	0	6	0	0.0	2-31	0	0	0	3
10/7	@ Cincinnati	6	2	8	0	0.0	0-0	0	1	0	1
10/14	ST. LOUIS	5	0	5	0	0.0	0-0	0	0	0	1
10/28	@ N.Y. Jets	2	1	3	0	0.0	0-0	0	0	0	1
11/4	@ Indianapolis	4	1	5	0	0.0	0-0	0	0	0	1
11/11	TENNESSEE	4	1	5	0	0.0	0-0	0	0	0	0
11/15	@ Buffalo	6	0	6	0	0.0	0-0	0	1	0	0
11/25	SEATTLE	3	0	3	0	0.0	0-0	0	0	0	0
12/2	NEW ENGLAND	0	0	0	0	0.0	0-0	0	0	0	0
12/9	@ San Francisco	4	0	4	0	0.0	0-0	0	0	0	0
12/16	JACKSONVILLE	2	0	2	0	0.0	0-0	0	0	0	1
12/23	BUFFALO	2	0	2	0	0.0	0-0	0	1	0	0
12/30	@ New England	1	1	2	0	0.0	0-0	0	0	0	0
<b>TOTALS</b>		<b>53</b>	<b>6</b>	<b>59</b>	<b>0</b>	<b>0.0</b>	<b>2-31</b>	<b>0</b>	<b>3</b>	<b>0</b>	<b>11</b>

2011

## DOLPHINS

Date	Opp.	Tkl	Ast	Tot	TFL	Sck	INT	FR	FF	PR	PD
9/12	NEW ENGLAND	2	1	3	0	0.0	0-0	0	0	0	0
9/18	HOUSTON	3	1	4	0	0.0	0-0	0	0	0	1
9/25	@ Cleveland	4	2	6	0	0.0	0-0	0	0	0	1
10/2	@ San Diego	5	0	5	0	0.0	0-0	0	0	0	0
10/17	@ N.Y. Jets	0	0	0	0	0.0	0-0	0	0	0	0
10/23	DENVER	7	0	7	0	0.0	0-0	0	0	0	0
10/30	@ N.Y. Giants	7	0	7	0	0.0	0-0	0	0	0	1
11/6	@ Kansas City	4	0	4	0	0.0	0-0	0	0	0	1
11/13	WASHINGTON	1	1	2	0	0.0	0-0	0	0	0	0
11/20	BUFFALO	3	1	4	0	0.0	0-0	0	0	0	0
11/24	@ Dallas	2	0	2	0	0.0	1-0	0	0	0	1
12/4	OAKLAND	3	1	4	0	0.0	0-0	0	0	0	0
12/11	PHILADELPHIA	1	0	1	0	0.0	1-7	0	0	0	1
12/18	@ Buffalo	3	0	3	0	0.0	0-0	0	0	0	0
12/24	@ New England	0	2	2	0	0.0	0-0	0	0	0	1
1/1/12	N.Y. JETS	6	0	6	0	0.0	0-0	0	0	0	0
<b>TOTALS</b>		<b>51</b>	<b>9</b>	<b>60</b>	<b>0</b>	<b>0.0</b>	<b>2-7</b>	<b>0</b>	<b>0</b>	<b>0</b>	<b>7</b>

2010


## DOLPHINS

Date	Opp.	Tkl	Ast	Tot	TFL	Sck	INT	FR	FF	PR	PD
9/12	@ Buffalo	<i>Active, Did not play</i>									
9/19	@ Minnesota	2	0	2	0	0.0	0-0	0	0	0	0
9/26	N.Y. JETS	3	1	4	0	0.0	0-0	0	0	0	0
10/4	NEW ENGLAND	4	1	5	0	0.0	0-0	0	0	0	0
10/17	@ Green Bay	0	1	1	0	0.0	0-0	0	0	0	1
10/24	PITTSBURGH	4	1	5	0	0.0	0-0	0	0	0	0
10/31	@ Cincinnati	0	1	1	0	0.0	1-18	0	0	0	2
11/7	@ Baltimore	4	1	5	0	0.0	0-0	0	0	0	1
11/14	TENNESSEE	5	1	6	0	0.0	0-0	0	0	0	0
11/18	CHICAGO	3	1	4	0	0.0	0-0	0	0	0	0
11/28	@ Oakland	2	0	2	0	0.0	0-0	0	0	0	0
12/5	CLEVELAND	4	0	4	0	0.0	0-0	0	0	0	0
12/12	@ N.Y. Jets	5	0	5	1	0.0	0-0	0	0	0	4
12/19	BUFFALO	1	0	1	0	0.0	0-0	0	0	0	1
12/26	DETROIT	2	0	2	0	0.0	0-0	0	0	0	0
1/2/11	@ New England	3	0	3	0	0.0	0-0	0	0	0	0
<b>TOTALS</b>		<b>42</b>	<b>8</b>	<b>50</b>	<b>1</b>	<b>0.0</b>	<b>1-18</b>	<b>0</b>	<b>0</b>	<b>0</b>	<b>9</b>




**SMITH'S GAME-BY-GAME STATISTICS**
**2009**
**DOLPHINS**

Date	Opp.	Tkl	Ast	Tot	TFL	Sck	INT	FR	FF	PR	PD
9/13	@ Atlanta	2	0	2	0	0.0	0-0	0	0	0	2
9/21	INDIANAPOLIS	1	1	2	0	0.0	0-0	0	0	0	1
9/27	@ San Diego	1	0	1	0	0.0	0-0	0	0	0	0
10/4	BUFFALO	2	0	2	0	0.0	0-0	0	0	0	2
10/12	N.Y. JETS	1	1	2	0	0.0	0-0	0	0	0	1
10/25	NEW ORLEANS	1	1	2	0	0.0	0-0	0	0	0	1
11/1	@ N.Y. Jets	6	0	6	0	0.0	0-0	0	0	0	1
11/8	@ New England	6	0	6	0	0.0	0-0	0	0	0	0
11/15	TAMPA BAY	1	0	1	0	0.0	0-0	0	0	0	0
11/19	@ Carolina	4	2	6	0	0.0	0-0	0	0	0	1
11/29	@ Buffalo	0	1	1	0	0.0	0-0	0	0	0	1
12/6	NEW ENGLAND	1	1	2	0	0.0	0-0	0	0	0	1
12/13	@ Jacksonville	0	0	0	0	0.0	0-0	0	0	0	0
12/20	@ Tennessee	2	0	2	0	0.0	0-0	1	0	0	0
12/27	HOUSTON	1	0	1	0	0.0	0-0	0	0	0	1
1/3/10	PITTSBURGH	3	0	3	0	0.0	0-0	0	0	0	0
<b>TOTALS</b>		<b>32</b>	<b>7</b>	<b>39</b>	<b>0</b>	<b>0.0</b>	<b>0-0</b>	<b>1</b>	<b>0</b>	<b>0</b>	<b>12</b>



## DAMION SQUARE

DEFENSIVE END



# 98

**6-2 • 293 • Born: 2/6/89**  
**Houston, Texas • NFL Exp: 2 (1st with Chiefs)**  
**GP/GS (Playoffs) 10/0 (1/0)**  
**Acq: W (PHI)-14 • Alabama**

### PRO CAREER:

- Second-year defensive end enters his first season with the Chiefs after being claimed off waivers from Philadelphia on Aug. 31, 2014.
- Has played in 11 games, recording four tackles, including one for loss and a pass defended ... Also played in one postseason contest and logged a solo tackle.
- Originally entered the NFL as an undrafted free agent with the Philadelphia Eagles in 2013.

**TRANSACTIONS:** Claimed via waivers by Kansas City from Philadelphia (8/31/14) ... Released by Philadelphia (8/30/14) ... Signed by the Eagles as an undrafted free agent (4/29/13).

**KANSAS CITY (2014):** Was inactive for three games.

**PHILADELPHIA (2013):** Played in 10 games, recording four tackles, including one for loss and a pass defended ... Saw action in the Eagles' Wild Card game vs. New Orleans, recording one solo tackle.

**COLLEGE:** Was a four-year letterman and

a member of three National Championship teams at Alabama ... Played in 40 games (31 starts), logging 93 tackles, including 18.5 tackles for loss, 7.5 sacks, two pass breakups and one fumble recovery ... Led the Crimson Tide with nine QB hurries as a senior while recording 33 tackles, four for loss, 3.5 sacks, one pass breakup and one forced fumble.

### PERSONAL:

- Attended Yates High School in Houston, Texas, where he earned all-state honors.
- Several of his family members played collegiate football: John Square (Miami), Johnny Otis Square (Colorado St.), Ronnie Miller (North Texas) and Robert Miller, who spent six years as a running back with the Minnesota Vikings (1975-80) after playing collegiately at Colorado St. In addition, his cousin Derek Curry starred at Notre Dame and held brief stints with the Dolphins and Bengals.

### SQUARE'S NFL STATISTICS

Year	Team	G-S	TACKLES			SACKS		INTS			FUMBLES			QB Press.
			Solos	Asst.	Total	No.	Yds.	No.	Yds.	PDs	FF	FR	Yds.	
2013	Philadelphia	10-0	4	0	4	0.0	0.0	0	0	1	0	0	0	0
2014	Kansas City	0-0	0	0	0	0.0	0.0	0	0	0	0	0	0	0
<b>Totals</b>		<b>10-0</b>	<b>4</b>	<b>0</b>	<b>4</b>	<b>0.0</b>	<b>0.0</b>	<b>0</b>	<b>0</b>	<b>1</b>	<b>0</b>	<b>0</b>	<b>0</b>	<b>0</b>

**Additional Stats:**

### POSTSEASON

Year	Team	G-S	TACKLES			SACKS		INTERCEPTIONS					FUMBLES		
			Solos	Asst.	Total	No.	Yds.	No.	Yds.	LG	TDs	PDs	FF	FR	Yds.
2013	Philadelphia	1-0	1	0	1	0.0	0.0	0	0	0	0	0	0	0	0
<b>Totals</b>		<b>1-0</b>	<b>1</b>	<b>0</b>	<b>1</b>	<b>0.0</b>	<b>0.0</b>	<b>0</b>	<b>0</b>	<b>0</b>	<b>0</b>	<b>0</b>	<b>0</b>	<b>0</b>	<b>0</b>

### SINGLE-GAME CAREER HIGHS

**Tackles:** 1, four times, last at Dallas (12/29/13)

**Sacks:**

**Fumble Recoveries:**

**Passes Defensed:**

# SQUARE'S GAME-BY-GAME STATISTICS

## 2014 CHIEFS

Date	Opp.	Tkl	Ast	Tot	TFL	Sck	INT	FR	FF	PR	PD
9/7	TENNESSEE					Inactive					
9/14	@ Denver					Inactive					
9/21	@ Miami					Inactive					

<b>TOTALS</b>	<b>0</b>	<b>0</b>	<b>0</b>	<b>0</b>	<b>0.0</b>	<b>0-0</b>	<b>0</b>	<b>0</b>	<b>0</b>	<b>0</b>
---------------	----------	----------	----------	----------	------------	------------	----------	----------	----------	----------


## 2013 EAGLES

Date	Opp.	Tkl	Ast	Tot	TFL	Sck	INT	FR	FF	PR	PD
9/9	@ Washington	0	0	0	0	0.0	0-0	0	0	0	0
9/15	SAN DIEGO	0	0	0	0	0.0	0-0	0	0	0	0
9/19	KANSAS CITY					Inactive					
9/29	@ Denver					Inactive					
10/6	@ N.Y. Giants					Inactive					
10/13	@ Tampa Bay					Inactive					
10/20	DALLAS					Inactive					
10/27	N.Y. GIANTS					Inactive					
11/3	@ Oakland	1	0	1	1	0.0	0-0	0	0	0	1
11/10	@ Green Bay	0	0	0	0	0.0	0-0	0	0	0	0
11/17	WASHINGTON	0	0	0	0	0.0	0-0	0	0	0	0
12/1	ARIZONA	1	0	1	0	0.0	0-0	0	0	0	0
12/8	DETROIT	0	0	0	0	0.0	0-0	0	0	0	0
12/15	@ Minnesota	0	0	0	0	0.0	0-0	0	0	0	0
12/22	CHICAGO	1	0	1	0	0.0	0-0	0	0	0	0
12/29	@ Dallas	1	0	1	0	0.0	0-0	0	0	0	0


<b>TOTALS</b>	<b>4</b>	<b>0</b>	<b>4</b>	<b>1</b>	<b>0.0</b>	<b>0-0</b>	<b>0</b>	<b>0</b>	<b>0</b>	<b>0</b>
---------------	----------	----------	----------	----------	------------	------------	----------	----------	----------	----------

1/4/14	NEW ORLEANS	1	0	1	0	0.0	0-0	0	0	0	0
--------	-------------	---	---	---	---	-----	-----	---	---	---	---

<b>PLAYOFF TOTALS</b>	<b>1</b>	<b>0</b>	<b>1</b>	<b>0</b>	<b>0.0</b>	<b>0-0</b>	<b>0</b>	<b>0</b>	<b>0</b>	<b>1</b>
-----------------------	----------	----------	----------	----------	------------	------------	----------	----------	----------	----------



**DONALD  
STEPHENSON**  
OFFENSIVE LINEMAN



79

6-6 • 312 • Born: 9/30/88  
Blue Springs, Mo. • NFL Exp: 3 (3rd with Chiefs)  
GP/GS (Playoffs): (32/14) (1/1)  
Acq: D3-12 • Oklahoma

#### PRO CAREER:

- Third-year offensive lineman appeared in all 16 games with seven starts in both of his first two seasons with the Chiefs.
- Originally joined Kansas City as its third-round pick (74th overall) in the 2012 NFL Draft.
- Saw his initial NFL action on special teams vs. Atlanta (9/9) and made his first start as a tackle-eligible tight end at San Diego (11/1/12).
- Started his first postseason game in 2013, opening at right tackle in an AFC Wild Card Game.

**TRANSACTIONS:** Signed with Kansas City (5/17/12) ... Originally entered the NFL as the Chiefs third-round draft pick (74th overall) in the 2012 NFL Draft.

**2014:** Reserve/suspended vs. Tennessee (9/7).

**2013:** Appeared in 16 games (seven starts—three at right tackle, four at left tackle) ... Started at right tackle for an injured Eric Fisher in an AFC Wild Card Game at Indianapolis (1/4/14).

**2012:** Appeared in 16 games on special teams and 10 on offense with seven starts.

**COLLEGE:** Appeared in 32 games (23

starts) on the offensive line at Oklahoma ... Helped lead the Sooners to two bowl victories; the first was a win over Connecticut in the 2010 Fiesta Bowl, followed by a victory over Iowa in the 2011 Insight Bowl ... Started all 13 games in 2011, earning honorable mention All-Big 12 by AP and the conference's coaches ... Saw action in 14 games (10 starts) in 2010, playing a total of 868 snaps and recording 103 knockdown blocks ... Did not see game action in 2009 ... Played in five games as a reserve offensive lineman in 2008 ... Majored in Multidisciplinary Studies at Oklahoma.


#### PERSONAL:

- Played in the first three games as a senior but a broken toe kept him from playing again until the playoffs.
- Transferred to Blue Springs from Central High School in Kansas City, Mo., where he was named all-league as a junior.

#### GAMES PLAYED/GAMES STARTED


2012 (16/7), 2013 (16/7), 2014 (0/0) — 32/14.

**PLAYOFFS:** 2013 KC (1/1) — 1/1.



## DE'ANTHONY THOMAS

RUNNING BACK/WIDE RECEIVER


13

5-8 • 176 • Born: 1/5/93  
 Los Angeles, Calif. • NFL Exp: R (1st with Chiefs)  
 GP/GS (Playoffs): 0/0 (0/0)  
 Acq: D4-14 • Oregon

### CAREER:

- Rookie running back enters his first season with Kansas City after playing three years at Oregon.
- Drafted by the Chiefs with the 124th overall pick in the fourth round of the 2014 NFL Draft.
- Played in 37 games (19 starts) at Oregon, posting 243 carries for 1,961 yards (8.1 avg.) with 26 touchdowns and recorded 113 receptions for 1,296 yards (11.5 avg.) with 15 touchdowns ... Also returned 16 punts for 274 yards (17.1 avg.) with one touchdown and took back 73 kickoffs for 1,885 yards (25.8 avg.) and four touchdowns.

**TRANSACTIONS:** Originally entered the NFL as the Chiefs fourth-round pick (124th overall) in the 2014 NFL Draft.

**2014:** Was inactive for three games with a hamstring injury.

**COLLEGE:** Played in 37 games (19 starts)

at Oregon, posting 243 carries for 1,961 yards (8.1 avg.) with 26 touchdowns and recorded 113 receptions for 1,296 yards (11.5 avg.) with 15 touchdowns ... Also returned 16 punts for 274 yards (17.1 avg.) with one touchdown and took back 73 kickoffs for 1,885 yards (25.8 avg.) and four touchdowns ... Became first Oregon player in 47 years to score touchdowns rushing, receiving, returning punts and kickoffs in the same season in 2012 ... Set a school record for number of touchdowns by a freshman (18).

### PERSONAL:

- Majored in family and human services.
- Ran the anchor leg on 4x100 meter relay that advanced Oregon to NCAA Championships and posted sixth-fastest time in school history (39.89).
- Played for the Crenshaw Bears in SnooP Dogg's Pop Warner football league at age 12.
- Nickname is "Black Momba."

### THOMAS' NFL STATISTICS


Year	Team	G-S	No.	RECEIVING				No.	RUSHING			
				Yds.	Avg.	LG	TD		Yds.	Avg.	LG	TD
2014	Kansas City	0-0	0	0	0.0	--	0	0	0	0.0	--	0
<b>Totals</b>		<b>0-0</b>	<b>0</b>	<b>0</b>	<b>0.0</b>	<b>--</b>	<b>0</b>	<b>0</b>	<b>0</b>	<b>0.0</b>	<b>--</b>	<b>0</b>

Year	Team	PUNT RETURNS					KICKOFF RETURNS				
		No.	Yds.	Avg.	LG	TD	No.	Yds.	Avg.	LG	TD
2014	Kansas City	0	0	--	--	0	0	0	0.0	--	0
<b>Totals</b>		<b>0</b>	<b>0</b>	<b>--</b>	<b>--</b>	<b>0</b>	<b>0</b>	<b>0</b>	<b>0.0</b>	<b>--</b>	<b>0</b>

### THOMAS' GAME-BY-GAME STATISTICS

2014 CHIEFS		RUSHING						RECEIVING				
Date	Opp.	No.	Yds.	Avg.	LG	TD		No.	Yds.	Avg.	LG	TD
9/7	TENNESSEE	Inactive/Hamstring										
9/14	@ Denver	Inactive/Hamstring										
9/21	@ Miami	Inactive/Hamstring										
<b>TOTALS</b>		<b>0</b>	<b>0</b>	<b>0.0</b>	<b>--</b>	<b>0</b>		<b>0</b>	<b>0</b>	<b>0.0</b>	<b>--</b>	<b>0</b>



**KEVIN  
VICKERSON**  
DEFENSIVE TACKLE



6-5 • 328 • Born: 1/8/83  
Detroit, Mich. • NFL Exp: 9 (1st with Chiefs)  
GP/GS (Playoffs) 73/43 (3/1)  
Acq: FA-14 • Michigan State

**PRO CAREER:**

- A ninth-year defensive tackle enters his first season in Kansas City in 2014.
- Has played 72 career NFL games (43 starts) with Kansas City (2014), Denver (2010-13), Tennessee (2007-09) and Miami (2005-06).
- Started 10 games for NFL Europe's Cologne Centurions in 2007, where he was named a first-team All-NFL Europa selection after posting 31 tackles and 3.5 sacks.
- Has recorded 155 tackles (113 solo), 6.5 sacks (-31.5 yards), one interception returned four yards, 11 passes defended, 21 pressures, two forced fumbles and one fumble recovery.
- Has played in three postseason games (one start), recording eight tackles (six solo).
- Originally entered the NFL as the seventh-round draft selection (216th overall) of the Miami Dolphins in the 2005 NFL Draft.

**TRANSACTIONS:** Signed with Kansas City (9/9/14) ... Released by Denver (8/30/14) ... Signed with Denver (9/7/10) ... Released by Seattle (9/6/10) ... Traded to Seattle from Tennessee (4/24/10) ... Signed to the active roster from the Titans' practice squad (11/27/07) ... Signed to Tennessee's practice squad (9/7/07) ... Released by Miami (8/27/07) ... Originally entered the NFL as the Dolphins seventh-round draft selection (216th overall) of the 2005 NFL Draft.

**KANSAS CITY (2014):** Played in two games. Recorded two solo tackles including one for loss.

**DENVER (2010-13):** Played in 47 games (41 starts), recording 108 tackles (82 solo), 5.0 sacks (-24.0 yards), one interception returned four yards, two forced fumbles and seven passes defended ... Started in one postseason game, recording four tackles (two solo).

**2013:** Started all 11 games he played in and recorded 22 tackles (18 solo), including seven for loss, 1.0 sack (-9.0 yards), three passes defended and two pressures.

**2012:** Played in all 16 games (14 starts) and recorded 40 tackles (28 solo), including five for loss, 2.0 sacks (-11.0 yards), five pressures, one pass defended and one forced fumble ... Started in one postseason game and recorded four tackles

(two solo).

**2011:** Played in five games (four starts) before being placed in injured reserve with an ankle injury ... Recorded four tackles (three solo).

**2010:** Played in 15 games (12 starts), 42 tackles (33 solo), including three for loss, 2.0 sacks (-4.0 yards), one interception returned four yards, three passes defended, two pressures and a forced fumble.

**TENNESSEE (2007-09):** Played in 24 games (two starts), recording 45 tackles (29 solo), including two tackles for loss, 1.5 sacks (-7.5 yards), four passes defended, 12 pressures and one fumble recovery ... Saw action in two postseason games and had four solo tackles.

**2009:** Played in 13 games (two starts), recording 28 tackles (20 solo), including one for loss, three passes defended and seven pressures.

**2008:** Played in seven games and had 14 tackles (eight solo), including one for loss, 1.5 sacks (-7.5 yards), one pass defended and four QB hurries ... Played in one postseason game, recording four solo tackles.

**2007:** Played in four games and had three tackles (one solo) and one pressure ... Saw action in one postseason game.

**MIAMI (2005-06):** Spent the 2005 season on injured reserve with a knee injury and was inactive all 16 weeks of the 2006 season.

**2006:** Was inactive for all 16 games.

**2005:** Spent the entire season on injured reserve with a knee injury.

**COLLEGE:** Vickerson played 44 games (19 starts) at Michigan State University, where he tallied 113 tackles, 8.5 sacks, 24.5 tackles for a loss, 19 quarterback pressures, one fumble recovery and two blocked kicks ... Started 11 games as a senior and posted career highs in tackles (46), tackles for a loss (10.5) and sacks (4.5) ... Opened six games as a sophomore and two more during his freshman season.

**PERSONAL:**

- Attended Martin Luther King Jr. High School in Detroit, where he earned PrepStar All-America honors as a senior when he helped his team to a 10-1 record and a Public School League title.
- Majored in criminal justice.



# VICKERSON'S NFL STATISTICS

Year	Team	G-S	TACKLES			SACKS		INTS			FUMBLES			QB Press.
			Solos	Asst.	Total	No.	Yds.	No.	Yds.	PDs	FF	FR	Yds.	
2005	Miami	0-0	0	0	0	0.0	0.0	0	0	0	0	0	0	0
2006	Miami	0-0	0	0	0	0.0	0.0	0	0	0	0	0	0	0
2007	Tennessee	4-0	1	2	3	0.0	0.0	0	0	0	0	0	0	1
2008	Tennessee	7-0	8	6	14	1.5	7.5	0	0	1	0	1	0	4
2009	Tennessee	13-2	20	8	28	0.0	0.0	0	0	3	0	0	0	7
2010	Denver	15-12	33	9	42	2.0	4.0	1	4	3	1	0	0	2
2011	Denver	5-4	3	1	4	0.0	0.0	0	0	0	0	0	0	0
2012	Denver	16-14	28	12	40	2.0	11.0	0	0	1	1	0	0	5
2013	Denver	11-11	18	4	22	1.0	9.0	0	0	3	0	0	0	2
2014	Kansas City	1-0	1	0	1	0.0	0.0	0	0	0	0	0	0	0
<b>Totals</b>		<b>73-43</b>	<b>112</b>	<b>42</b>	<b>154</b>	<b>6.5</b>	<b>31.5</b>	<b>1</b>	<b>4</b>	<b>11</b>	<b>2</b>	<b>1</b>	<b>0</b>	<b>21</b>

## POSTSEASON

Year	Team	G-S	TACKLES			SACKS		INTERCEPTIONS					FUMBLES		
			Solos	Asst.	Total	No.	Yds.	No.	Yds.	LG	TDs	PDs	FF	FR	Yds.
2007	Tennessee	1-0	0	0	0	0.0	0.0	0	0	--	0	0	0	0	0
2008	Tennessee	1-0	4	0	4	0.0	0.0	0	0	--	0	0	0	0	0
2012	Denver	1-1	2	2	4	0.0	0.0	0	0	--	0	0	0	0	0
<b>Totals</b>		<b>3-1</b>	<b>6</b>	<b>2</b>	<b>8</b>	<b>0.0</b>	<b>0.0</b>	<b>0</b>	<b>0</b>	<b>--</b>	<b>0</b>	<b>0</b>	<b>0</b>	<b>0</b>	<b>0</b>

## SINGLE-GAME CAREER HIGHS

**Tackles:** 6 (five solo) vs. San Diego (12/25/09)      **Passes Defensed:** 1, 11 times, last at San Diego (11/10/13)  
**Sacks:** 2.0 at Carolina (11/11/12)  
**Sack Yards:** 11.0 at Carolina (11/11/12)

# VICKERSON'S GAME-BY-GAME STATISTICS

2014

CHIEFS

Date	Opp.	Tkl	Ast	Tot	TFL	Sck	INT	FR	FF	PR	PD
9/7	TENNESSEE	<i>Not on Roster</i>									
9/14	@ Denver	1	0	1	1	0	0-0	0	0	0	0
9/14	@ Miami	1	0	1	0	0	0-0	0	0	0	0
<b>TOTALS</b>		<b>2</b>	<b>0</b>	<b>2</b>	<b>1</b>	<b>0</b>	<b>0-0</b>	<b>0</b>	<b>0</b>	<b>0</b>	<b>0</b>

2013

BRONCOS

Date	Opp.	Tkl	Ast	Tot	TFL	Sck	INT	FR	FF	PR	PD
9/5	BALTIMORE	2	0	2	1	0.0	0-0	0	0	0	0
9/15	@ N.Y. Giants	1	0	1	1	0.0	0-0	0	0	0	0
9/23	OAKLAND	1	0	1	0	0.0	0-0	0	0	0	0
9/29	PHILADELPHIA	0	0	0	0	0.0	0-0	0	0	0	0
10/6	@ Denver	0	0	0	0	0.0	0-0	0	0	0	0
10/13	JACKSONVILLE	3	1	4	1	0.0	0-0	0	0	0	1
10/20	@ Indianapolis	2	1	3	1	0.0	0-0	0	0	0	0
10/27	WASHINGTON	1	0	1	0	0.0	0-0	0	0	0	1
11/10	@ San Diego	6	0	6	1	0.0	0-0	0	0	0	1
11/17	KANSAS CITY	0	2	2	1	0.0	0-0	0	0	0	0
11/24	@ New England	2	0	2	1	1.0	0-0	0	0	2	0
12/1	@ Kansas City	<i>Injured Reserve/Hip</i>									
12/8	TENNESSEE	<i>Injured Reserve/Hip</i>									
12/12	SAN DIEGO	<i>Injured Reserve/Hip</i>									
12/22	@ Houston	<i>Injured Reserve/Hip</i>									
12/29	@ Oakland	<i>Injured Reserve/Hip</i>									
<b>TOTALS</b>		<b>22</b>	<b>18</b>	<b>40</b>	<b>7</b>	<b>1.0</b>	<b>0-0</b>	<b>0</b>	<b>0</b>	<b>2</b>	<b>3</b>

1/12/13 SAN DIEGO

*Injured Reserve/Hip*

1/19/13 NEW ENGLAND

*Injured Reserve/Hip*

1/4/13 @ Indianapolis

*Injured Reserve/Hip*

PLAYOFF TOTALS

**0**   **1**   **1**   **0**   **0.0**   **0-0**   **0**   **0**   **0**   **0**

# VICKERSON'S GAME-BY-GAME STATISTICS

2012

## BRONCOS

Date	Opp.	Tkl	Ast	Tot	TFL	Sck	INT	FR	FF	PR	PD
9/9	PITTSBURGH	1	0	1	1	0.0	0-0	0	0	0	0
9/17	@ Atlanta	3	1	4	0	0.0	0-0	0	0	1	0
9/23	HOUSTON	3	2	5	0	0.0	0-0	0	1	0	0
9/30	OAKLAND	2	0	2	0	0.0	0-0	0	0	0	0
10/7	@ New England	1	5	6	1	0.0	0-0	0	0	1	0
10/15	@ San Diego	2	2	4	0	0.0	0-0	0	0	0	0
10/28	NEW ORLEANS	1	0	1	0	0.0	0-0	0	0	0	1
11/4	@ Cincinnati	1	0	1	0	0.0	0-0	0	0	0	0
11/11	@ Carolina	2	1	3	1	2.0	0-0	0	0	2	0
11/18	SAN DIEGO	3	0	3	0	0.0	0-0	0	0	0	0
11/25	@ Kansas City	2	0	2	0	0.0	0-0	0	0	0	0
12/2	TAMPA BAY	2	1	3	0	0.0	0-0	0	0	0	0
12/6	@ Oakland	0	0	0	0	0.0	0-0	0	0	0	0
12/16	@ Baltimore	0	0	0	1	0.0	0-0	0	0	1	0
12/23	CLEVELAND	0	0	0	0	0.0	0-0	0	0	0	0
12/30	KANSAS CITY	5	0	5	1	0.0	0-0	0	0	0	0
<b>TOTALS</b>		<b>28</b>	<b>12</b>	<b>40</b>	<b>5</b>	<b>0.0</b>	<b>0-0</b>	<b>0</b>	<b>0</b>	<b>5</b>	<b>0</b>

1/12/13	BALTIMORE	2	2	4	0	0.0	0-0	0	0	0	0
<b>TOTALS</b>		<b>2</b>	<b>2</b>	<b>4</b>	<b>0</b>	<b>0.0</b>	<b>0-0</b>	<b>0</b>	<b>0</b>	<b>0</b>	<b>0</b>

2011

## BRONCOS

Date	Opp.	Tkl	Ast	Tot	TFL	Sck	INT	FR	FF	PR	PD
9/12	OAKLAND	1	0	1	0	0.0	0-0	0	0	0	0
9/18	CINCINNATI	0	0	0	0	0.0	0-0	0	0	0	0
9/25	@ Tennessee	0	0	0	0	0.0	0-0	0	0	0	0
10/2	@ Green Bay	1	1	2	0	0.0	0-0	0	0	0	0
10/9	SAN DIEGO	1	0	1	0	0.0	0-0	0	0	0	0
10/23	@ Miami										
10/30	DETROIT										
11/6	@ Oakland										
11/13	@ Kansas City										
11/17	N.Y. JETS										
11/27	@ San Diego										
12/4	@ Minnesota										
12/11	CHICAGO										
12/18	NEW ENGLAND										
12/24	@ Buffalo										
1/1/12	KANSAS CITY										
<b>TOTALS</b>		<b>3</b>	<b>1</b>	<b>4</b>	<b>0</b>	<b>0.0</b>	<b>0-0</b>	<b>0</b>	<b>0</b>	<b>0</b>	<b>0</b>

1/12/13	BALTIMORE										
<b>TOTALS</b>		<b>0</b>	<b>0</b>	<b>0</b>	<b>0</b>	<b>0.0</b>	<b>0-0</b>	<b>0</b>	<b>0</b>	<b>0</b>	<b>0</b>

2010

## BRONCOS

Date	Opp.	Tkl	Ast	Tot	TFL	Sck	INT	FR	FF	PR	PD
9/12	@ Jacksonville	1	0	1	0	0.0	0-0	0	0	0	0
9/19	SEATTLE	1	0	1	0	0.0	0-0	0	0	0	0
9/26	INDIANAPOLIS	1	1	2	0	0.0	0-0	0	0	0	1
10/3	@ Tennessee	3	3	6	0	0.0	0-0	0	0	0	0
10/10	@ Baltimore	3	2	5	0	0.0	0-0	0	0	0	0
10/17	N.Y. JETS	1	0	1	0	0.0	0-0	0	0	0	0
10/24	OAKLAND	0	0	0	0	0.0	0-0	0	0	0	0
10/31	@ San Francisco										
11/14	KANSAS CITY	5	0	5	0	0.0	0-0	0	1	0	1
11/22	@ San Diego	4	1	5	0	0.0	0-0	0	0	0	0
11/28	ST. LOUIS	3	0	3	1	1.0	0-0	0	0	1	0
12/5	@ Kansas City	2	2	4	0	0.0	0-0	0	0	0	0
12/12	@ Arizona	5	0	5	0	0.0	0-0	0	0	0	0
12/19	@ Oakland	1	0	1	0	0.0	1-4	0	0	0	1
12/26	HOUSTON	2	0	2	1	0.0	0-0	0	0	0	0
1/2/11	SAN DIEGO	1	0	1	1	1.0	0-0	0	0	1	0
<b>TOTALS</b>		<b>33</b>	<b>9</b>	<b>42</b>	<b>3</b>	<b>2.0</b>	<b>1-4</b>	<b>0</b>	<b>1</b>	<b>2</b>	<b>3</b>

# VICKERSON'S GAME-BY-GAME STATISTICS

**2009**

**TITANS**

Date	Opp.	Tkl	Ast	Tot	TFL	Sck	INT	FR	FF	PR	PD
9/10	@ Pittsburgh	1	2	3	0	0.0	0-0	0	0	0	0
9/20	HOUSTON					Inactive					
9/27	@ N.Y. Jets	2	2	4	0	0.0	0-0	0	0	0	0
10/4	@ Jacksonville	0	0	0	0	0.0	0-0	0	0	1	1
10/11	INDIANAPOLIS	1	0	1	0	0.0	0-0	0	0	1	1
10/18	@ New England	3	0	3	0	0.0	0-0	0	0	1	0
11/1	JACKSONVILLE	0	0	0	0	0.0	0-0	0	0	1	0
11/8	@ San Francisco	1	0	1	0	0.0	0-0	0	0	0	0
11/15	BUFFALO					Inactive					
11/23	@ Houston	0	0	0	0	0.0	0-0	0	0	1	1
11/29	ARIZONA	1	0	1	0	1.0	0-0	0	0	1	0
12/6	@ Indianapolis	2	0	2	0	0.0	0-0	0	0	0	0
12/13	ST. LOUIS					Inactive					
12/20	MIAMI	3	1	4	0	0.0	0-0	0	0	0	0
12/25	SAN DIEGO	5	1	6	0	0.0	0-0	0	0	0	0
1/3/10	@ Seattle	2	1	3	1	0.0	0-0	0	0	1	0
<b>TOTALS</b>		<b>20</b>	<b>8</b>	<b>28</b>	<b>1</b>	<b>0.0</b>	<b>0-0</b>	<b>0</b>	<b>0</b>	<b>7</b>	<b>3</b>

**2008**

**TITANS**

Date	Opp.	Tkl	Ast	Tot	TFL	Sck	INT	FR	FF	PR	PD
9/7	JACKSONVILLE	0	1	1	1	0.5	0-0	0	0	1	0
9/14	@ Cincinnati	0	0	0	0	0.0	0-0	0	0	0	0
9/21	HOUSTON					Inactive					
9/28	MINNESOTA					Inactive					
10/5	@ Baltimore					Inactive					
10/19	@ Kansas City	3	1	4	0	0.0	0-0	0	0	0	0
10/27	INDIANAPOLIS					Inactive					
11/2	GREEN BAY					Inactive					
11/9	@ Chicago	1	1	2	0	0.0	0-0	0	0	0	0
11/16	@ Jacksonville	1	0	1	0	0.0	0-0	0	0	2	1
11/23	N.Y. JETS	2	3	5	0	0.0	0-0	1	0	0	0
11/27	@ Detroit	1	0	1	0	1.0	0-0	0	0	1	0
12/7	CLEVELAND					NFL Reserve/Suspended List					
12/14	@ Houston					NFL Reserve/Suspended List					
12/21	PITTSBURGH					NFL Reserve/Suspended List					
12/28	@ Indianapolis					NFL Reserve/Suspended List					
<b>TOTALS</b>		<b>3</b>	<b>1</b>	<b>4</b>	<b>1</b>	<b>0.0</b>	<b>0-0</b>	<b>0</b>	<b>0</b>	<b>4</b>	<b>0</b>
1/10/09	BALTIMORE	4	0	4	0	0.0	0-0	0	0	0	0
<b>TOTALS</b>		<b>0</b>	<b>0</b>	<b>0</b>	<b>0</b>	<b>0.0</b>	<b>0-0</b>	<b>0</b>	<b>0</b>	<b>0</b>	<b>0</b>

**2007**

**MIAMI**

Date	Opp.	Tkl	Ast	Tot	TFL	Sck	INT	FR	FF	PR	PD
9/9	@ Jacksonville					Not on Roster					
9/16	INDIANAPOLIS					Not on Roster					
9/24	@ New Orleans					Not on Roster					
10/7	ATLANTA					Not on Roster					
10/14	@ Tampa Bay					Not on Roster					
10/21	@ Houston					Not on Roster					
10/28	OAKLAND					Not on Roster					
11/4	CAROLINA					Injured Reserve/Knee					
11/11	JACKSONVILLE					Injured Reserve/Knee					
11/19	@ Denver					Injured Reserve/Knee					
11/25	@ Cincinnati					Injured Reserve/Knee					
12/2	HOUSTON	0	2	2	0	0.0	0.0	0	0	0	0
12/9	SAN DIEGO	0	0	0	0	0.0	0.0	0	0	0	0
12/16	@ Kansas City	0	1	1	0	0.0	0.0	0	0	0	0
12/23	N.Y. JETS	0	0	0	0	0.0	0.0	0	0	1	0
12/30	@ Indianapolis					Inactive					
<b>TOTALS</b>		<b>0</b>	<b>0</b>	<b>0</b>	<b>0</b>	<b>0.0</b>	<b>0-0</b>	<b>0</b>	<b>0</b>	<b>1</b>	<b>0</b>
1/6/08	@ SAN DIEGO	0	0	0	0	0.0	0-0	0	0	0	0
<b>PLAYOFF TOTALS</b>		<b>0</b>	<b>0</b>	<b>0</b>	<b>0</b>	<b>0.0</b>	<b>0-0</b>	<b>0</b>	<b>0</b>	<b>0</b>	<b>0</b>

# VICKERSON'S GAME-BY-GAME STATISTICS

**2006**


**MIAMI**

Date	Opp.	Tkl	Ast	Tot	TFL	Sck	INT	FR	FF	PR	PD
9/7	@ Pittsburgh						Inactive				
9/17	BUFFALO						Inactive				
9/24	TENNESSEE						Inactive				
10/1	@ Houston						Inactive				
10/8	@ New England						Inactive				
10/15	@ N.Y. Jets						Inactive				
10/22	Green Bay						Inactive				
11/5	@ Chicago						Inactive				
11/12	KANSAS CITY						Inactive				
11/19	MINNESOTA						Inactive				
11/23	@ Detroit						Inactive				
12/3	JACKSONVILLE						Inactive				
12/10	NEW ENGLAND						Inactive				
12/17	@ Buffalo						Inactive				
12/25	N.Y. JETS						Inactive				
12/31	@ Indianapolis						Inactive				
<b>TOTALS</b>		<b>0</b>	<b>0</b>	<b>0</b>	<b>0</b>	<b>0.0</b>	<b>0-0</b>	<b>0</b>	<b>0</b>	<b>0</b>	<b>0</b>

**2005**

**MIAMI**

Date	Opp.	Tkl	Ast	Tot	TFL	Sck	INT	FR	FF	PR	PD
9/11	BRONCOS						Injured Reserve/Knee				
9/18	@ N.Y. Jets						Injured Reserve/Knee				
9/25	CAROLINA						Injured Reserve/Knee				
10/9	@ Buffalo						Injured Reserve/Knee				
10/16	@ Tampa Bay						Injured Reserve/Knee				
10/21	KANSAS CITY						Injured Reserve/Knee				
10/30	@ New Orleans						Injured Reserve/Knee				
11/6	ATLANTA						Injured Reserve/Knee				
11/13	NEW ENGLAND						Injured Reserve/Knee				
11/20	@ Cleveland						Injured Reserve/Knee				
11/27	@ Oakland						Injured Reserve/Knee				
12/4	BUFFALO						Injured Reserve/Knee				
12/11	@ San Diego						Injured Reserve/Knee				
12/18	N.Y. JETS						Injured Reserve/Knee				
12/24	TENNESSEE						Injured Reserve/Knee				
1/1	@ New England						Injured Reserve/Knee				
<b>TOTALS</b>		<b>0</b>	<b>0</b>	<b>0</b>	<b>0</b>	<b>0.0</b>	<b>0-0</b>	<b>0</b>	<b>0</b>	<b>0</b>	<b>0</b>



**VANCE  
WALKER**  
DEFENSIVE TACKLE



6-2 • 305 • Born: 4/26/87  
Fort Mill, S.C. • NFL Exp: 6 (1st with Chiefs)  
GP/GS (Playoffs) 76/26 (4/2)  
Acq: UFA-14 • Georgia Tech

**PRO CAREER:**

- Veteran defensive tackle enters his first season with the Chiefs in 2014 after a year with the Raiders (2013) and four years in Atlanta (2009-12).
- Set career highs in starts (15) and tackles (40) in 2013 with the Raiders and also matched his career best in sacks with 3.0.
- Originally entered the NFL as the seventh-round pick (210th overall) of the Atlanta Falcons in the 2009 NFL Draft.
- Has appeared in 76 games (26 starts) recording 121 tackles (84 solo), 9.0 sacks (-53.0 yards), two passes defended and 12 quarterback pressures.

**TRANSACTIONS:** Signed with Kansas City (3/14/14) as an unrestricted free agent ... Signed with Oakland (3/18/13) ... Elevated to Atlanta's active roster (9/21/09) ... Signed to Atlanta's practice squad (9/6/09) ... Released by Atlanta (9/5/09) ... Originally entered the NFL as the seventh-round draft pick (210th overall) of the Atlanta Falcons in the 2009 NFL Draft.

**KANSAS CITY (2014):** Played in three games recording two solo tackles including one for loss and 1.0 sack (-10.0 yards)

**OAKLAND (2013):** Played in 15 games (15 starts) and had 40 tackles (29 solo), 3.0 sacks (-15.0 yards), five QB pressures and seven tackles for loss.

**ATLANTA (2009-12):** Saw action in 58 games (11 starts), recording 79 tackles (53 solo), 5.0 sacks (-28.0 yards), two forced fumbles, one fumble recovery and two passes defended ... Also saw action in four postseason contests (two starts) and logged six tackles (four solo) and 1.0 sack (-8.0 yards).

**2012:** Saw action in 16 games (nine starts)

and recorded 32 tackles (21 solo), 3.0 sacks (-20.0 yards), four tackles for loss, three pressures and a forced fumble ... Started both postseason contests and recorded six tackles (four solo), 1.0 sack (-8.0 yards), two tackles for loss and one QB pressure.

**2011:** Played in 16 games and recorded 18 tackles (13 solo), 2.0 sacks (-8.0 yards), three tackles for loss, three pressures, one forced fumble and one fumble recovery ... Played in one postseason game.

**2010:** Played in 16 games (one start), recording 16 tackles (11 solo) and three tackles for loss ... Saw action in one postseason game.

**2009:** Played in 10 games (one start), recording 13 tackles (eight solo), two passes defended and two tackles for loss.

**COLLEGE:** Played four years at Georgia Tech, seeing action in 49 games (29 starts) ... Racked up 110 career tackles (69 solo), 13.0 sacks, four forced fumbles and three fumble recoveries ... A first-team All-ACC selection as a senior and a finalist for the 2008 Bednarik Award, presented annually to the nation's top defensive player ... Also earned first-team All-ACC and third-team Associated Press All-American honors as a junior.

**PERSONAL:**

- Majored in management at Georgia Tech.
- Attended Fort Mill High School in Fort Mill, S.C.
- Recorded 17.5 sacks and 41 tackles for loss as a senior.
- A member of the South Carolina's Shrine Bowl team.
- In 2010, he was part of a group of Falcon defensive linemen that treated children from the Atlanta Urban Ministries to a holiday shopping spree at WalMart.

### WALKER'S NFL STATISTICS

			TACKLES			SACKS		INTS			FUMBLES			QB
Year	Team	G-S	Solos	Asst.	Total	No.	Yds.	No.	Yds.	PDs	FF	FR	Yds.	Press.
2009	Atlanta	10-1	8	5	13	0.0	0.0	0	0	2	0	0	0	0
2010	Atlanta	16-1	11	5	16	0.0	0.0	0	0	0	0	0	0	0
2011	Atlanta	16-0	13	5	18	2.0	8.0	0	0	0	1	1	0	3
2012	Atlanta	16-9	21	11	32	3.0	20.0	0	0	0	1	0	0	3
2013	Oakland	15-15	29	11	40	3.0	15.0	0	0	0	0	0	0	5
2014	Kansas City	2-0	2	0	2	1.0	10.0	0	0	0	0	0	0	1
Totals		76-26	84	37	121	9.0	53.0	0	0	2	2	1	0	12

### POSTSEASON

Year	Team	G-S	TACKLES			SACKS		INTERCEPTIONS					FUMBLES		
			Solos	Asst.	Total	No.	Yds.	No.	Yds.	LG	TDs	PDs	FF	FR	Yds.
2010	Atlanta	1-0	0	0	0	0.0	0.0	0	0	0	0	0	0	0	0
2011	Atlanta	1-0	0	0	0	0.0	0.0	0	0	0	0	0	0	0	0
2012	Atlanta	2-2	4	2	6	1.0	8.0	0	0	0	0	0	0	0	0
Totals		4-2	4	2	6	1.0	8.0	0	0	0	0	0	0	0	0

### SINGLE-GAME CAREER HIGHS

**Tackles:** 5 (four solo), twice, last vs. Tampa Bay (12/30/12)      **Sack Yards:** 10.0 yards, last vs. Tennessee (9/7/14)  
**Sacks:** 1.0, nine times, last vs TEN (9/7/14)      **Passes Defensed:** 1, twice, last at NYG (11/22/09)

### WALKER'S GAME-BY-GAME STATISTICS

#### 2014

#### CHIEFS

Date	Opp.	Tkl	Ast	Tot	TFL	Sck	INT	FR	FF	PR	PD
9/7	TENNESSEE	1	0	1	1	1.0	0-0	0	0	1	0
9/14	@ Denver	0	0	0	0	0.0	0-0	0	0	0	0
9/21	@ Miami	1	0	1	0	0.0	0-0	0	0	0	0
<b>TOTALS</b>		<b>2</b>	<b>0</b>	<b>2</b>	<b>1</b>	<b>1.0</b>	<b>0-0</b>	<b>0</b>	<b>0</b>	<b>1</b>	<b>0</b>

#### 2013

#### RAIDERS

Date	Opp.	Tkl	Ast	Tot	TFL	Sck	INT	FR	FF	PR	PD
9/8	@ Indianapolis	0	3	3	0	0.0	0-0	0	0	1	0
9/15	JACKSONVILLE	0	0	0	0	0.0	0-0	0	0	0	0
9/23	@ Denver	0	0	0	0	0.0	0-0	0	0	0	0
9/29	WASHINGTON	2	1	3	1	0.0	0-0	0	0	0	0
10/6	SAN DIEGO	3	1	4	0	0.0	0-0	0	0	0	0
10/13	@ Kansas City	5	0	5	1	1.0	0-0	0	0	2	0
10/27	PITTSBURGH	4	0	4	2	1.0	0-0	0	0	1	0
11/3	PHILADELPHIA	1	0	1	0	0.0	0-0	0	0	0	0
11/10	@ N.Y. Giants	2	0	2	2	1.0	0-0	0	0	1	0
11/17	@ Houston	3	0	3	0	0.0	0-0	0	0	0	0
11/24	TENNESSEE	2	1	3	0	0.0	0-0	0	0	0	0
11/28	@ Dallas	1	2	3	0	0.0	0-0	0	0	0	0
12/8	@ N.Y. Jets	4	0	4	0	0.0	0-0	0	0	0	0
12/15	KANSAS CITY	<i>Inactive/Head</i>									
12/22	@ San Diego	2	2	4	1	0.0	0-0	0	0	0	0
12/29	DENVER	0	1	1	0	0.0	0-0	0	0	0	0
<b>TOTALS</b>		<b>29</b>	<b>11</b>	<b>40</b>	<b>7</b>	<b>3.0</b>	<b>0-0</b>	<b>0</b>	<b>0</b>	<b>5</b>	<b>0</b>



# WALKER'S GAME-BY-GAME STATISTICS

**2012**

## FALCONS

Date	Opp.	Tkl	Ast	Tot	TFL	Sck	INT	FR	FF	PR	PD
9/9	@ Kansas City	1	0	1	0	0.0	0-0	0	0	0	0
9/17	DENVER	2	0	2	1	1.0	0-0	0	0	1	0
9/23	@ San Diego	2	2	4	0	0.0	0-0	0	0	0	0
9/30	CAROLINA	3	0	3	0	1.0	0-0	0	1	0	0
10/7	@ Washington	0	1	1	0	0.0	0-0	0	0	0	0
10/14	OAKLAND	0	0	0	0	0.0	0-0	0	0	1	0
10/28	@ Philadelphia	1	0	1	0	0.0	0-0	0	0	0	0
11/4	DALLAS	1	1	2	0	0.0	0-0	0	0	0	0
11/11	@ New Orleans	0	4	4	0	0.0	0-0	0	0	0	0
11/18	ARIZONA	2	0	2	1	0.0	0-0	0	0	0	0
11/25	@ Tampa Bay	0	0	0	0	0.0	0-0	0	0	0	0
11/29	NEW ORLEANS	1	1	2	0	0.0	0-0	0	0	0	0
12/9	@ Carolina	2	0	2	1	1.0	0-0	0	0	1	0
12/16	N.Y. GIANTS	0	1	1	0	0.0	0-0	0	0	0	0
12/22	@ Detroit	2	0	2	0	0.0	0-0	0	0	0	0
12/30	TAMPA BAY	4	1	5	1	0.0	0-0	0	0	0	0
<b>TOTALS</b>		<b>21</b>	<b>11</b>	<b>32</b>	<b>4</b>	<b>3.0</b>	<b>0-0</b>	<b>0</b>	<b>1</b>	<b>3</b>	<b>0</b>
1/13/13	SEATTLE	3	1	4	1	1.0	0-0	0	0	1	0
1/20/13	SAN FRANCISCO	1	1	2	1	0.0	0-0	0	0	0	0
<b>PLAYOFF TOTALS</b>		<b>4</b>	<b>2</b>	<b>6</b>	<b>2</b>	<b>1.0</b>	<b>0-0</b>	<b>0</b>	<b>0</b>	<b>1</b>	<b>0</b>

**2011**

## FALCONS

Date	Opp.	Tkl	Ast	Tot	TFL	Sck	INT	FR	FF	PR	PD
9/11	@ Chicago	1	0	1	1	0.0	0-0	0	0	0	0
9/18	PHILADELPHIA	1	0	1	0	0.0	0-0	0	0	1	0
9/25	@ Tampa Bay	2	1	3	0	0.0	0-0	0	0	0	0
10/2	@ Seattle	0	0	0	0	0.0	0-0	0	0	0	0
10/9	GREEN BAY	1	0	1	0	0.0	0-0	1	0	0	0
10/16	CAROLINA	3	0	3	0	0.0	0-0	0	0	0	0
10/23	@ Detroit	1	0	1	0	0.0	0-0	0	0	0	0
11/6	@ Indianapolis	1	1	2	0	0.0	0-0	0	0	0	0
11/13	NEW ORLEANS	0	1	1	0	0.0	0-0	0	0	0	0
11/20	TENNESSEE	1	0	1	0	0.0	0-0	0	0	0	0
11/27	MINNESOTA	0	0	0	0	0.0	0-0	0	0	0	0
12/4	@ Houston	1	0	1	0	1.0	0-0	0	1	1	0
12/11	@ Carolina	1	0	1	1	0.0	0-0	0	0	0	0
12/15	JACKSONVILLE	0	1	1	0	0.0	0-0	0	0	0	0
12/26	@ New Orleans	1	0	1	1	1.0	0-0	0	0	1	0
1/1/12	TAMPA BAY	0	0	0	0	0.0	0-0	0	0	0	0
<b>TOTALS</b>		<b>13</b>	<b>5</b>	<b>18</b>	<b>3</b>	<b>2.0</b>	<b>0-0</b>	<b>1</b>	<b>1</b>	<b>3</b>	<b>0</b>
1/8/12	@ N.Y. GIANTS	0	0	0	0	0.0	0-0	0	0	0	0
<b>PLAYOFF TOTALS</b>		<b>0</b>	<b>0</b>	<b>0</b>	<b>0</b>	<b>0.0</b>	<b>0-0</b>	<b>0</b>	<b>0</b>	<b>0</b>	<b>0</b>

# WALKER'S GAME-BY-GAME STATISTICS

2010

## FALCONS

Date	Opp.	Tkl	Ast	Tot	TFL	Sck	INT	FR	FF	PR	PD
9/12	@ Pittsburgh	0	1	1	0	0.0	0-0	0	0	0	0
9/19	ARIZONA	0	0	0	0	0.0	0-0	0	0	0	0
9/26	@ New Orleans	0	0	0	0	0.0	0-0	0	0	0	0
10/3	SAN FRANCISCO	0	1	1	0	0.0	0-0	0	0	0	0
10/10	@ Cleveland	0	1	1	0	0.0	0-0	0	0	0	0
10/17	@ Philadelphia	2	0	2	0	0.0	0-0	0	0	0	0
10/24	CINCINNATI	4	1	5	2	0.0	0-0	0	0	0	0
11/7	TAMPA BAY	1	0	1	0	0.0	0-0	0	0	0	0
11/11	BALTIMORE	0	1	1	0	0.0	0-0	0	0	0	0
11/21	@ St. Louis	2	0	2	1	0.0	0-0	0	0	0	0
11/28	GREEN BAY	0	0	0	0	0.0	0-0	0	0	0	0
12/5	@ Tampa Bay	2	0	2	0	0.0	0-0	0	0	0	0
12/12	@ Carolina	0	0	0	0	0.0	0-0	0	0	0	0
12/19	@ Seattle	0	0	0	0	0.0	0-0	0	0	0	0
12/27	NEW ORLEANS	0	0	0	0	0.0	0-0	0	0	0	0
1/2/11	CAROLINA	0	0	0	0	0.0	0-0	0	0	0	0
<b>TOTALS</b>		<b>11</b>	<b>5</b>	<b>16</b>	<b>3</b>	<b>0.0</b>	<b>0-0</b>	<b>0</b>	<b>0</b>	<b>0</b>	<b>0</b>
1/15/11	GREEN BAY	0	0	0	0	0.0	0-0	0	0	0	0
<b>PLAYOFF TOTALS</b>		<b>0</b>	<b>0</b>	<b>0</b>	<b>0</b>	<b>0.0</b>	<b>0-0</b>	<b>0</b>	<b>0</b>	<b>0</b>	<b>0</b>

2009

## FALCONS

Date	Opp.	Tkl	Ast	Tot	TFL	Sck	INT	FR	FF	PR	PD
9/13	MIAMI										
9/20	CAROLINA										
9/27	@ New England										
10/11	@ San Francisco										
10/18	CHICAGO										
10/25	@ Dallas										
11/2	@ New Orleans	1	1	2	0	0.0	0-0	0	0	0	1
11/8	WASHINGTON	3	0	3	1	0.0	0-0	0	0	0	0
11/15	@ Carolina	2	0	2	0	0.0	0-0	0	0	0	0
11/22	@ N.Y. Giants	0	2	2	0	0.0	0-0	0	0	0	1
11/29	TAMPA BAY	0	1	1	0	0.0	0-0	0	0	0	0
12/6	PHILADELPHIA	0	0	0	0	0.0	0-0	0	0	0	0
12/13	NEW ORLEANS	0	0	0	0	0.0	0-0	0	0	0	0
12/20	@ N.Y. JETS	1	1	2	1	0.0	0-0	0	0	0	0
12/27	BUFFALO	0	0	0	0	0.0	0-0	0	0	0	0
1/3/10	@ Tampa Bay	1	0	1	0	0.0	0-0	0	0	0	0
<b>TOTALS</b>		<b>8</b>	<b>5</b>	<b>13</b>	<b>2</b>	<b>0.0</b>	<b>0-0</b>	<b>0</b>	<b>0</b>	<b>0</b>	<b>2</b>



**ALBERT WILSON**  
 WIDE RECEIVER


12

5-9 • 200 • Born: 7/12/92  
 Port St. Lucie, Fla. • NFL Exp: R (1st with Chiefs)  
 GP/GS (Playoffs) 1/0 (0/0)  
 Acq: CFA-14 • Georgia State

#### CAREER:

- Rookie wide receiver enters his first NFL season with Kansas City in 2014 after being signed by the club as a college free agent on May 12.

**TRANSACTIONS:** Signed by Kansas City as an undrafted free agent (5/12/14).

**KANSAS CITY (2014):** Was inactive two games and appeared in one game vs. Tennessee (9/7).

**COLLEGE:** Played in 42 games, recording 175 catches for 3,190 yards and 23 touchdowns, 47 carries for 376 yards (7.0 avg.) and one touchdown ... Added 41 punt returns for 376 yards (9.2 avg.) and 94 kickoff returns for 2,313 yards (24.6 avg.) and two touchdowns, one

a 100-yard return ... School's all-time leading scorer with 26 touchdowns ... Has the longest reception (93 yards), longest run (80), longest kickoff return (100) and longest punt return (62) in school history ... A two-time first-team All-Sun Belt Conference selection and earned an All-American honorable mention by SI.com as a senior.

#### PERSONAL:


- Prepped at Port St. Lucie High School where he totaled 2,631 all purpose yards and 22 touchdowns as a senior.
- Played multiple positions at Port St. Lucie High School and recorded 1,029 passing yards with nine touchdowns, 824 rushing yards with 11 scores, 81 receiving yards, 132 interception return yards and 565 kick/punt return yards.

#### WILSON'S NFL STATISTICS

Year	Team	G-S	No.	RECEIVING				No.	RUSHING			
				Yds.	Avg.	LG	TD		Yds.	Avg.	LG	TD
2014	Kansas City	1-0	0	0	0.0	0	0	0	0	0.0	0	0
<b>Totals</b>		<b>1-0</b>	<b>0</b>	<b>0</b>	<b>0.0</b>	<b>0</b>	<b>0</b>	<b>0</b>	<b>0</b>	<b>0.0</b>	<b>0</b>	<b>0</b>

#### WILSON'S GAME-BY-GAME STATISTICS

2014 CHIEFS		RECEIVING						RUSHING					
Date	Opp.	No.	Yds.	Avg.	LG	TD		No.	Yds.	Avg.	LG	TD	
9/7	TENNESSEE	0	0	0.0	0	0		0	0	0.0	0	0	
9/14	@ Denver						Inactive						
9/21	@ Miami						Inactive						
<b>TOTALS</b>		<b>0</b>	<b>0</b>	<b>0.0</b>	<b>0</b>	<b>0</b>		<b>0</b>	<b>0</b>	<b>0.0</b>	<b>0</b>	<b>0</b>	



## FRANK ZOMBO

LINEBACKER



51

6-3 • 254 • Born: 3/5/87  
Sterling Heights, Mich. • NFL Exp: 5 (2nd with Chiefs)  
GP/GS (Playoffs) 44/14 (3/1)  
Acq: UFA-14 • Central Michigan

### PRO CAREER:

- Fifth-year linebacker enters his second season with the Chiefs in 2014.
- Has played in 44 games (14 starts) in five NFL seasons with the Green Bay Packers (2010-12) and Kansas City Chiefs (2013-14).
- Has played in three postseason contests (one start), including Super Bowl XLV vs. Pittsburgh.
- Recorded his first-career interception at Oakland (12/15/13).
- Had 2.0 sacks (-15.0 yards) in 2013.

**TRANSACTIONS:** Signed by Kansas City (3/14/14) ... Declared free agent (3/11/14) ... Signed by Kansas City (4/4/13) ... Declared free agent (3/12/2013) ... Activated from Green Bay's Physically Unable to Perform List (11/3/12) ... Placed on Green Bay's Physically Unable to Perform List with a hamstring injury (8/27/12) ... Signed with Green Bay as a rookie free agent (4/30/10).

**KANSAS CITY (2013-14):** Has played in 19 games (five starts) recording 24 tackles (20 solo), 2.0 sacks, (-15.0 yards), an interception returned for five yards, five QB pressures, two passes defended, a force fumble, six special teams tackles (five solo) and a special teams fumble recovery.

**2014:** Played in three games picking up one solo tackle and two special teams tackles.

**2013:** Appeared in 16 games on special teams and seven games on defense (five starts at LOLB), recording 23 tackles (20 solo), 2.0 sacks (-15.0 yards), an interception returned for five yards, five QB pressures, two passes defended, a forced fumble, four special teams tackles (three solo) and a special teams fumble recovery ... Had one solo tackle in an AFC Wild Card Game at Indianapolis (1/4/14).

**GREEN BAY (2010-12):** Played in 25 games (nine starts) in three NFL seasons, recording 53 tackles (39 solo), 5.0 sacks (-41.0 yards) and two forced fumbles ... Played in two postseason games (one start) with one tackle.

**2012:** Played in seven games, recording six tackles (four solo).

**2011:** Played in five games (one start) due to battling shoulder and hamstring injuries throughout the season ... Recorded nine tackles (seven solo) and 1.0 sack (-7.0 yards) ... Played in an NFC Divisional Playoff game vs. the New York Giants (1/15/2012) and had one tackle.

**2010:** Played in 13 games (eight starts) and recorded 38 tackles (28 solo), 4.0 sacks (-34.0 yards) and two forced fumble ... Started in Super Bowl XLV vs. Pittsburgh (2/6/2011) and recorded five solo tackles and 1.0 sack (-2.0 yards).

**COLLEGE:** A four-year letterman at Central Michigan, played in 55 games (39 starts) and finished his collegiate career ranked second in school history with 25.5 sacks ... Was a three-time CoSIDA/ESPN The Magazine All-District IV second-team selection and earned Academic All-MAC honors twice.

### PERSONAL:

- Prepped at Stevenson High School in Sterling Heights, Mich., and was an all-state selection by the *Detroit News* and *Detroit Free Press* as a senior.
- Played both wide receiver and defensive end at Stevenson High School, recording 78 receptions for 1,200 yards and posting 75 tackles as a senior.
- Two-year letterman in basketball.
- Full name: Frank William Zombo III.
- Married, wife, Jessica.

## ZOMBO'S NFL STATISTICS

Year	Team	G-S	TACKLES			SACKS		INTS			FUMBLES			QB Press.
			Solos	Asst.	Total	No.	Yds.	No.	Yds.	PDs	FF	FR	Yds.	
2010	Green Bay	13-8	28	10	38	4.0	34.0	0	0	0	2	0	0	6
2011	Green Bay	5-1	7	2	9	1.0	7.0	0	0	0	0	0	0	1
2012	Green Bay	7-0	4	2	6	0.0	0.0	0	0	0	0	0	0	0
2013	Kansas City	16-5	19	4	23	2.0	15.0	1	5	2	1	1	0	5
2014	Kansas City	3-0	1	0	1	0.0	0.0	0	0	0	0	0	0	0
<b>Totals</b>		<b>44-14</b>	<b>60</b>	<b>17</b>	<b>77</b>	<b>7.0</b>	<b>56.0</b>	<b>1</b>	<b>5</b>	<b>2</b>	<b>3</b>	<b>1</b>	<b>0</b>	<b>12</b>

**Additional Stats:** Has nine special teams tackles including two in 2014, four in 2013, two in 2012 and one in 2011. Has one special teams fumble recovery, jumping on a WR Davone Bess fumbled punt return vs. Cleveland (10/27/13).

### POSTSEASON

Year	Team	G-S	TACKLES			SACKS		INTS			FUMBLES			QB Press.
			Solos	Asst.	Total	No.	Yds.	No.	Yds.	PDs	FF	FR	Yds.	
2010	Green Bay	1-1	5	0	5	1.0	2.0	0	0	0	0	0	0	0
2011	Green Bay	1-0	0	1	1	0.0	0.0	0	0	0	0	0	0	0
2013	Kansas City	1-0	1	0	1	0.0	0.0	0	0	0	0	0	0	0
<b>Totals</b>		<b>3-1</b>	<b>6</b>	<b>1</b>	<b>7</b>	<b>1.0</b>	<b>2.0</b>	<b>0</b>	<b>0</b>	<b>0</b>	<b>0</b>	<b>0</b>	<b>0</b>	<b>0</b>

### SINGLE-GAME CAREER HIGHS

**Tackles:** 7 (three solo) at Atlanta (11/28/10),  
(seven solo) at Oakland (12/15/13)

**Forced Fumbles:** 1, three times,  
last at Washington (12/8/13)

**Sacks:** 1.0, six times, last at Washington  
(12/8/13)

## ZOMBO'S GAME-BY-GAME STATISTICS

### 2014

#### CHIEFS

Date	Opp.	Tkl	Ast	Tot	TFL	Sck	INT	FR	FF	PR	PD
9/7	TENNESSEE	1	0	1	0	0.0	0-0	0	0	0	0
9/14	@ Denver	0	0	0	0	0.0	0-0	0	0	0	0
9/21	@ Miami	0	0	0	0	0.0	0-0	0	0	0	0
<b>TOTALS</b>		<b>1</b>	<b>0</b>	<b>1</b>	<b>0</b>	<b>0.0</b>	<b>0-0</b>	<b>0</b>	<b>0</b>	<b>0</b>	<b>0</b>

### 2013

#### CHIEFS

Date	Opp.	Tkl	Ast	Tot	TFL	Sck	INT	FR	FF	PR	PD
9/8	@ Jacksonville	1	0	1	0	0.0	0-0	0	0	0	0
9/15	DALLAS	0	0	0	0	0.0	0-0	0	0	0	0
9/19	@ Philadelphia	0	0	0	0	0.0	0-0	0	0	0	0
9/29	N.Y. GIANTS	0	0	0	0	0.0	0-0	0	0	0	0
10/6	@ Tennessee	0	0	0	0	0.0	0-0	0	0	0	0
10/13	OAKLAND	0	0	0	0	0.0	0-0	0	0	0	0
10/20	HOUSTON	0	0	0	0	0.0	0-0	0	0	0	0
10/27	CLEVELAND	0	0	0	0	0.0	0-0	0	0	0	0
11/3	@ Buffalo	0	0	0	0	0.0	0-0	0	0	0	0
11/17	@ Denver	0	0	0	0	0.0	0-0	0	0	0	0
11/24	SAN DIEGO	2	0	2	0	0.0	0-0	0	0	1	0
12/1	DENVER	3	1	4	0	0.0	0-0	0	0	0	1
12/8	@ Washington	1	1	2	0	1.0	0-0	0	1	0	0
12/15	@ Oakland	7	0	7	0	0.0	1-5	0	0	0	1
12/22	INDIANAPOLIS	2	2	4	0	0/0	0-0	0	0	1	0
12/29	@ San Diego	3	0	3	0	1.0	0-0	0	0	3	0
<b>TOTALS</b>		<b>19</b>	<b>4</b>	<b>23</b>	<b>0</b>	<b>1.0</b>	<b>1-5</b>	<b>0</b>	<b>1</b>	<b>5</b>	<b>2</b>
1/4/14	@ Indianapolis	1	0	1	0	0.0	0-0	0	0	0	0
<b>PLAYOFF TOTALS</b>		<b>1</b>	<b>0</b>	<b>1</b>	<b>0</b>	<b>0.0</b>	<b>0-0</b>	<b>0</b>	<b>0</b>	<b>0</b>	<b>0</b>

# ZOMBO'S GAME-BY-GAME STATISTICS

2012

## PACKERS

Date	Opp.	Tkl	Ast	Tot	TFL	Sck	INT	FR	FF	PR	PD
9/9	SAN FRANCISCO				Physically unable to perform/Hamstring						
9/13	CHICAGO				Physically unable to perform/Hamstring						
9/24	@ Seattle				Physically unable to perform/Hamstring						
9/30	NEW ORLEANS				Physically unable to perform/Hamstring						
10/7	@ Indianapolis				Physically unable to perform/Hamstring						
10/14	@ Houston				Physically unable to perform/Hamstring						
10/21	@ St. Louis				Physically unable to perform/Hamstring						
10/28	JACKSONVILLE				Physically unable to perform/Hamstring						
11/4	ARIZONA				Physically unable to perform/Hamstring						
11/18	@ Detroit	0	1	1	0	0.0	0-0	0	0	0	0
11/25	@ N.Y. Giants	2	0	2	0	0.0	0-0	0	0	0	0
12/2	MINNESOTA	0	0	0	0	0.0	0-0	0	0	0	0
12/9	DETROIT	2	1	3	0	0.0	0-0	0	0	0	0
12/16	@ Chicago	0	0	0	0	0.0	0-0	0	0	0	0
12/23	TENNESSEE	0	0	0	0	0.0	0-0	0	0	0	0
12/30	@ Minnesota	0	0	0	0	0.0	0-0	0	0	0	0
<b>TOTALS</b>		<b>4</b>	<b>2</b>	<b>6</b>	<b>0</b>	<b>0.0</b>	<b>0-0</b>	<b>0</b>	<b>0</b>	<b>0</b>	<b>0</b>

1/5/13 MINNESOTA

Inactive

1/12/13 @ San Francisco

Inactive

**PLAYOFF TOTALS**      **0**   **0**   **0**   **0**   **0.0**   **0-0**   **0**   **0**   **0**   **0**

2011

## PACKERS

Date	Opp.	Tkl	Ast	Tot	TFL	Sck	INT	FR	FF	PR	PD
9/8	NEW ORLEANS				Inactive/Shoulder Blade						
9/18	@ Carolina				Inactive/Shoulder Blade						
9/25	@ Chicago				Inactive/Shoulder Blade						
10/2	DENVER				Inactive/Shoulder Blade						
10/9	@ Atlanta				Inactive/Shoulder Blade						
10/16	ST. LOUIS	3	1	4	0	0.0	0-0	0	0	0	0
10/23	@ Minnesota				Inactive/Knee						
11/6	@ San Diego	1	0	1	0	0.0	0-0	0	0	0	0
11/14	MINNESOTA				Inactive/Hamstring						
11/20	TAMPA BAY				Inactive/Hamstring						
11/24	@ Detroit				Inactive/Hamstring						
12/4	@ N.Y. Giants				Did not play						
12/11	OAKLAND	3	0	3	0	1.0	0-0	0	0	0	0
12/18	@ Kansas City	0	0	0	0	0.0	0-0	0	0	0	0
12/25	CHICAGO				Inactive						
1/1/12	DETROIT	0	1	1	0	0.0	0-0	0	0	0	0
<b>TOTALS</b>		<b>7</b>	<b>2</b>	<b>9</b>	<b>0</b>	<b>1.0</b>	<b>0-0</b>	<b>0</b>	<b>0</b>	<b>0</b>	<b>0</b>

1/15/12 N.Y. GIANTS

**PLAYOFF TOTALS**      **1**   **0**   **1**   **0**   **0.0**   **0-0**   **0**   **0**   **0**   **0**



# ZOMBO'S GAME-BY-GAME STATISTICS

2010

## PACKERS

Date	Opp.	Tkl	Ast	Tot	TFL	Sck	INT	FR	FF	PR	PD
9/12	@ Philadelphia	1	0	1	0	1.0	0-0	0	0	0	0
9/19	BUFFALO	0	0	0	0	0.0	0-0	0	0	0	0
9/27	@ Chicago	2	0	2	0	1.0	0-0	0	0	0	0
10/3	DETROIT	2	2	4	0	0.0	0-0	0	0	0	0
10/10	@ Washington	2	0	2	0	0.0	0-0	0	0	0	0
10/17	MIAMI	2	1	3	0	0.0	0-0	0	0	0	0
10/24	MINNESOTA	2	0	2	0	0.0	0-0	0	0	0	0
10/31	@ N.Y. Jets	4	1	5	0	0.0	0-0	0	1	0	0
11/7	DALLAS	3	0	3	0	0.0	0-0	0	0	0	0
11/21	@ Minnesota	3	1	4	0	0.0	0-0	0	0	0	0
11/28	@ Atlanta	3	4	7	0	1.0	0-0	0	1	0	0
12/5	SAN FRANCISCO	3	0	3	0	1.0	0-0	0	0	0	0
12/12	@ Detroit	1	1	2	0	1.0	0-0	0	0	0	0
12/19	@ New England				Inactive/Knee						
12/26	N.Y. GIANTS				Inactive/Knee						
1/2/11	CHICAGO				Inactive/Knee						
<b>TOTALS</b>		<b>28</b>	<b>10</b>	<b>38</b>	<b>0</b>	<b>4.0</b>	<b>0-0</b>	<b>0</b>	<b>2</b>	<b>0</b>	<b>0</b>
1/9/11	@ Philadelphia				Inactive/Knee						
1/15/11	@ Atlanta				Inactive/Knee						
1/23/11	@ Chicago				Inactive/Knee						
2/6/11	PITTSBURGH	5	0	5	0	1.0	0-0	0	0	0	0
<b>PLAYOFF TOTALS</b>		<b>5</b>	<b>0</b>	<b>5</b>	<b>0</b>	<b>1.0</b>	<b>0-0</b>	<b>0</b>	<b>0</b>	<b>0</b>	<b>0</b>



**CHIEFS**

***2014 FEATURE CLIPPINGS***

## **EXECUTIVES / COACHES**

	<b><u>PAGE</u></b>
1) <b>(Lamar Hunt)</b> A Man for All Seasons (KCChiefs.com)	1
2) <b>Lamar Hunt:</b> Winning Cures All (KCChiefs.com)	4
3) <b>(Clark) Hunt</b> Excited About Team's Direction in Year Two of Dorsey-Reid Era (KCChiefs.com)	6
4) Chiefs need coach <b>Andy Reid's</b> expertise to separate preseason stink from regular-season hope (Kansas City Star)	8
5) <b>(Emmitt Thomas)</b> Marian basketball prospects embrace family tradition of defense (MLIVE)	11
6) <b>Brock Olivo's</b> odyssey brings him back to Missouri (The Kansas City Star)	14
7) Chiefs' running backs coach <b>Eric Bieniemy's</b> enthusiasm, passion rubs off on players (The Kansas City Star)	17

## **TEAM / PLAYERS**

1) <b>(Chiefs)</b> How Kansas City made an old stadium work (The Buffalo News)	20
2) <b>(Chiefs)</b> They're letting people host fantasy drafts in NFL stadiums now (USA Today)	25
3) <b>(Chiefs)</b> Red Friday, digital show at Union Station draw thousands (The Kansas City Star)	28
4) <b>(Chiefs')</b> new parking lot traffic plan scores rare compliments (Kansas City Business Journal)	30
5) <b>Chiefs</b> add solar array to Arrowhead Stadium (Kansas City Business Journal)	31
6) Chiefs running back <b>Jamaal Charles</b> is The Man in KC (The Kansas City Star)	32
7) <b>Alex Smith's</b> contract extension with the Chiefs makes sense for both sides (The Kansas City Star)	36
8) Armed with new deal, Chiefs QB <b>Alex Smith</b> looks forward (Associated Press)	38
9) Chiefs wide receiver <b>Albert Wilson's</b> story reads like a sequel to 'The Blind Side' (The Kansas City Star)	40
10) <b>(Cairo Santos)</b> Faith, Family and Football - A Kicker's Story (KCChiefs.com)	43
11) Business world suits Chiefs' <b>Chase Daniel</b> to a T (The Kansas City Star)	51
12) Chiefs' <b>Demetrius Harris</b> could be a slam-dunk at tight end (The Kansas City Star)	54
13) Faith comes before football for KC Chiefs safety <b>Husain Abdullah</b> (The Kansas City Star)	57
14) Chiefs linebackers <b>Josh Mauga, James-Michael Johnson</b> rekindle their college days (The Kansas City Star)	61
15) <b>Kevin Vickerson</b> wants to prove he's healthy, bring attitude to Chiefs' defense (The Kansas City Star)	63
16) Chiefs running back <b>Knile Davis</b> shows he's more than just the next man up (The Kansas City Star)	65
17) Chiefs' <b>Ron Parker</b> hopes to be a quick study at an old position (The Kansas City Star)	68
18) Chiefs' <b>Tamba Hali</b> has high expectations for 2014 season (The Kansas City Star)	71
19) Keep an eye on Chiefs rising star <b>Travis Kelce</b> (USA Today)	72
20) Player Profile: Chiefs Rookie <b>Zach Fulton</b> (KCChiefs.com)	74



## **EXECUTIVES/COACHES**

### **LAMAR HUNT (FOUNDER)**

#### **A Man for All Seasons**

Bob Moore  
KCChiefs.com  
August 28, 2014

Lamar Hunt was by nature a person uncomfortable as a public speaker, but still he knew that if his venture into professional sports was to work - and he found himself in a situation where he was taking on the established NFL who wanted no part of his new American Football League - he would have to be front and center the spokesperson for the new enterprise in Dallas, and also act to some extent in a similar role for the entire league.

You might say he took rather quickly to the PR function, however, speaking from what politicians refer to as "talking points", which he always preferred to prepared text, and repeated them again and again in every imaginable public setting. Still, he was not one to be caught mouthing the sorts of platitudes that today are considered diplomatically de rigueur when it comes to promoting your product.

Early on, he saw the profit in enlisting like-minded Dallas sports fans to sell tickets, organizing what he called "The Spur Club" complete with its own uniforms which were red blazers (Hunt loved devising uniforms for many of his start-up operations and was detailed in how they should be worn, for example, instructing his first pro soccer coach to place player names on the back of soccer jerseys without delay.)

As a complement to the Spur Club, he organized what came to be called "The Texan Hostesses," many of whom were school teachers, who spent their summers pushing tickets. He was not above selling tickets himself and proudly wore his red "Spur Club" coat when he went on speaking or sales calls. He sold 110 tickets the team's first year in Dallas. He was all the way in, as they say, and while he had the money to be so, his personal commitment in time and effort was never less than full-throttle.

In pricing, he devised a novel move: he priced his team's tickets higher than his in-city rival, the NFL's Cowboys. It caught the Cowboys off guard and gave his product greater worth, or so he believed the public would ultimately recognize.

As was his nature, he was very specific how the league's teams were to be promoted and urged the adoption of "mandatory rules for the presentation of our players' pictures and roster information." Hunt was quick to express his displeasure "with the shoddy appearance given by the uniforms worn by AFL players" in the league's first all-star game, and even something as simple as a newspaper photo showing Jan Stenerud wearing a number 15 jersey caught his attention. "I realize



these pictures may have been taken before we changed Stenerud from 15 to 3," he noted on a newspaper clipping sent to his general manager, instructing him see to it that the team stays alert to such possible miscues.

His moves didn't stop once the games began at the Cotton Bowl. Staging was very important, he believed, and added more value to what fans had paid to see.

He was equally specific how the players from both teams should be introduced, what they were supposed to do when their names were announced (run in formation to the center of the field, say if it was the offense, then have the center hike the ball, and finally the group proceeds to run a play against "air," then make its way to the sideline).

"The Tex-Anns", forerunner to today's dance units and familiar to anyone who followed college football at the time and saw repeated performances by the Kilgore Rangerettes, took the field at halftime, as did the team's queen, the lovely Kay Sutton who went on to become one of the nation's most famous models. Miss Sutton was even briefed by the team's PR person and was available to answer questions or offer insights, such as they were, following games. Nothing was left to chance. He even had someone compose a Texans fight song.

Hunt devised a special membership to what he titled "The Huddle Club" which gave children of junior high age or younger free admission to games along with a tee-shirt, and what he termed an "official contract" which brought them closer to the team, asking that they come to home games and cheer on the Texans. It cost \$1 to belong and whoever belonged received an official membership card.

Hunt's goal, he said, was "to have every child in the area in a Texans Huddle Club shirt." Younger fans become older fans one day, he believed, an idea that was forwarded by soccer proponents about their sport years later.

Hunt easily found sponsors for the club with Royal Crown Cola and K-Box Radio eagerly buying in.

He took some of his pre-season games to other cities in the area to include Fort Worth and Wichita Falls – predating a concept that many NFL teams in time came to employ on occasion – and cut deals with supermarkets that offered one free ticket for every one purchased. Supermarkets remain one of professional football's most important sponsorship partners today.

He was one of the founders of what became known as AFL Films, replicating what Ed Sabol had started for the NFL, and produced highlight films following each season for all of the new league's teams. He even helped script some of the narration for his Texans film. Promotion, to him, was never a season-long measure but must be maintained year-round.

He was acutely aware of timing and scheduling and the importance of devising extra events beyond football's regular season. In scheduling the AFL annual all-star game, he cautioned the commissioner's office "I don't think we have a snowball's chance of drawing a bigger crowd than



the NFL's [now defunct runner-up] game," and urged that AFL officials steer clear of any direct conflicts with the other league.

None of these measures was of itself an impetus to drive interested people to a Texans game. Some were little more than gimmicks, much in the manner of a Bill Veeck, but many had lasting effects and paved the way for what became staple policies and procedures in the marketing of the nation's sports.

Never one to boast publicly, he could be excused for doing so privately from time to time, as he did in the following memo to his fellow AFL owners during its early years:

"They'll never get 8 teams [critics said]. We got 8 teams. They'll never be able to sign players. We signed the lion's share of the outstanding 1959 seniors [1960]. They'll never get a TV contract. We got a TV contract [1960]. They'll never finish the season. We finished the season with television ratings which improved every week, finally climaxed by having the season's third largest TV audience of any football game in 1960 [January 1961]. They'll never make it for a second season. Here we are."

But even with a televised championship for the Texans by the league's third season that did much to build interest in the AFL and the Texans nationwide, attendance in Dallas was not what Hunt had hoped it would be, even though he edged the Cowboys at the gate early on. With the victory in the 1962 title game still fresh on his mind, Hunt took an offer from Kansas City mayor H. Roe Bartle, and moved his franchise to Missouri, selling his practice facility to the Cowboys.





## **Lamar Hunt: Winning Cures All**

Bob Moore  
KCChiefs.com  
September 18, 2014

What happened to change a disappointing situation in Kansas City -- and there is no hard evidence in the Hunt files that he entertained any formal offers from other cities to pack up and move -- was what always does: winning. The former AFL champs from 1962 found their way back to a championship after a successful 1966 season with one added advantage: a chance to play in the first Super Bowl.

As much as anything the franchise had done for Kansas City, and really has done since, the honor of representing a city which had enjoyed little in the way of professional sports success, a trip to the first World Championship of Professional Football, as it was known then, put to rest any thought of moving out of Kansas City. The public's new love for the game of football and its local team was set in place for the foreseeable future.

It is hardly breaking news to believe that winning cures all, but where Hunt was different than most owners, and certainly the city's only experience at that time was with A's owner Charley Finley who publicly bashed Kansas City's lack of support for his team, was that he was willing to sit tight and accept poor attendance as his team caught on. In his mind, he was only a few years from winning a championship, albeit in Dallas.

In his usual fashion, Hunt had thrown himself into the effort to make Kansas City work where Dallas did not. He evaluated weather patterns for the city and lobbied AFL schedulers for better dates. He continued his practice of speaking at as many public gatherings as possible, and adopted the role of MC for the team's annual home opening fan luncheon, where he offered his usual set of remarks highlighted by obscure facts such as, "the Chiefs have collected talent from colleges in 23 states." Years later, he still found delight in divulging the number of states his players -- as well as his fans -- called home.

For his many efforts, he was named "Salesman of the Year" by Kansas City's Advertising and Sales Executive Club. By May of 1966, the team had exceeded its goal of 20,000 season tickets.

With a second AFL championship under their collective belts, the Chiefs realized continued success at the gate. Even on the rainiest of afternoons, the Wolfpack was always filled, its ticket holders usually dressed in red Chiefs ponchos and sporting a full array of umbrellas.

Municipal's odd configuration for football helped to create another popular area, this one located below the east end zone bleachers which in time came to be known as, "Stenerud's Roost."

Hunt loved these creations, particularly when they were fan-based. A forerunner to Oakland's Black Hole, the "Roost" provided fans standing there a chance to upset the opposing team's quarterback



when his team was close to the goal line. Little more than a wide corridor running parallel to the Brooklyn Avenue concession stands and the endzone, ticket holders gathered behind mesh chicken wire intended to keep the football inside the field and people off it.

But as much as he loved the intimacy of old Municipal, he understood the need for more modern stadiums to showcase professional football.

“Within two to three years,” he predicted, as early as the mid-1960s, “the completion and expansion of league stadiums will place the AFL in a position never employed by any league in professional sports history.” Soon he and the city fathers began plans for a new stadium, especially since season ticket sales had continued to climb to 42,040, up from 36,616 in 1968. Just four years earlier sales had been a dismal 9,559.

Overall sales filled up 85% of old Municipal’s seats, according to team records, and set a record for the AFL’s five-team Western Division.



## **CLARK HUNT (CHAIRMAN & CEO)**

### **Hunt Excited About Team's Direction in Year Two of Dorsey-Reid Era**

BJ Kissel  
KCChiefs.com  
July 26, 2014

There are only so many ways you can describe what making the biggest turnaround in franchise history means to an organization.

Coming off a two-win season in 2012, Kansas City Chiefs CEO and Chairman Clark Hunt brought in General Manager John Dorsey and head coach Andy Reid that offseason. Both had a long history of success in their respective fields. That decision ultimately resulted in a nine-win improvement from 2012 to 2013, the best in franchise history.

Chiefs fans, arguably among the best in the NFL, welcomed playoff-caliber football back to Arrowhead Stadium. The atmosphere on game day reflected the play on the field as fans once again showed everyone why Arrowhead Stadium has the mystique it does, as one of the toughest places in the NFL for opposing teams to play.

Heading into the 2014 season, the expectations will continue to rise as the Chiefs look to get back to the playoffs again, where they fell short last season.

"When you have a great year, the expectations of everybody are higher and our goal this year is to build off of what we did last year," Hunt said. "Clearly, make it back to playoffs and hopefully make it further in the playoffs than we did last year."

The difference this year is one simply of continuity, as Reid and his staff are familiar with the majority of the players and vice versa.

"The big difference I would say that I see this year versus last year is our veterans know the drill," Hunt said. "They know Andy Reid's system both on offense and defense and you can see that they're much further ahead than they were last year."

With 151 wins in his NFL head coaching career, spanning 14 years in Philadelphia and his one season thus far in Kansas City, Reid knows what it takes to build a consistent winner.

"We weren't good enough last year," Reid explained. "We made some strides, but we weren't good enough. Guys know that and they came into the offseason looking forward to getting better and the coaches, we didn't do a good enough job there so we went back and reevaluated some things and now we get to play.

"We get to put those things to use here and see if we can't be a better football team. That's exciting. That's what it's all about."



In the hopes of building a better football team, Hunt likes what he's seen so far during training camp.

"I just feel that this camp only a week in at this point is just very, very efficient and they're getting a lot of work done," Hunt said.

One player who has been getting plenty of work in recent years is running back **Jamaal Charles**. Over the past two seasons combined, Charles has 2,895 rushing yards and 929 receiving yards, including 25 touchdowns.

Not to mention the other intangibles he brings to the table.

Hunt acknowledged how important keeping Charles in Kansas City for the foreseeable future was to the team moving forward.

"Well, clearly, Jamaal Charles is a special player; one of the greatest players already in his young career, in the history of the Kansas City Chiefs," Hunt said. "We had two years left on his existing deal – the structure of the contract gave us the opportunity to approach him and get an extension.

"It was good for both parties, and naturally, he was looking for an increase in compensation, which, we felt, based on his production, was warranted."

That production has made Charles one of the most explosive players in the NFL, and he's on the verge of some very big records in Kansas City.

Charles is just 248 rushing yards away from becoming the Chiefs all-time leading rusher, surpassing Priest Holmes, another former University of Texas player and one of the most storied players in Chiefs history.

"It's all about staying consistent and staying successful in this league," Charles said. "I want to be in the hall of fame when I retire, I want to win a championship; that's what it's all about."

Chiefs fans would be happy if both of those things came to fruition.

Based on Charles' individual success, and the team as a whole last season, those expectations are warranted.

Charles, Reid and company will continue to work throughout training camp to meet the expectations of themselves, and in turn, the fans.

## **ANDY REID (HEAD COACH)**

### **Chiefs need coach Andy Reid's expertise to separate preseason stink from regular-season hope**

Sam Mellinger  
KCChiefs.com  
August 28, 2014

**GREEN BAY, Wis.** If we lived in a world where the NFL preseason wasn't so generally boring and irrelevant in predicting real-world success, the 2014 Chiefs would be more of an excuse to put off yard work than a returning playoff team.

Now that it's over — with only rare smiles during a limp 34-14 loss to the Packers here on Thursday — any optimism in this group has to come from reasons that have nothing to do with what we saw in the Chiefs' four preseason games.

The hope is that the best thing about a 1-3 Chiefs preseason in which they were outscored 131-69 is that it's over, in other words. And if you're afraid that might actually turn out to be the *worst* thing about the preseason — that these guys could use some more time to get ready — you are not alone.

"It's good to get the preseason over," coach Andy Reid says. "Let's get on with the regular season."

Reid is the place to start. Your belief in the Chiefs looking better in the 16 games that matter than they did in the four that don't should be a direct reflection of your belief in the head coach. The spots where the Chiefs have shown inadequacies are the spots where Reid's experience and expertise are most effective.

In Reid the Chiefs trust, or, at least, in Reid the fans must hope. He was a leading candidate for coach of the year for much of last season. In his second year with the Chiefs, he faces another significant challenge.

With adults understanding the appropriate warnings about being too certain of anything after the preseason, the Chiefs were mostly awful for four games and need their coach's help, particularly as it relates to the offense. The defense has at least shown signs of improvement. The offense has shown few.

Toward this end, running back Jamaal Charles — the Chiefs' most important player, and it's not close — made a good point this week.

"He hasn't really called a game yet," Charles said. "The way he goes in the meetings, and puts people in places to make plays, puts people in their strong points, (where) they're in comfortable position to make plays, it's just crazy. When you see the real game plan, and what really goes on, then that's when you can really start worrying — when we're in the middle of the season."

After the final preseason game, backup quarterback Chase Daniel basically echoed that sentiment.

“We haven’t even touched the surface of how good we can be,” he said. “That’s a little bit of the preseason, Coach not wanting to show too much. But we just have to execute, you know? That’s the good thing about it. This preseason really doesn’t mean anything toward stats or wins or losses.”

It’s true, of course, that the Chiefs are running basic plays and the simplest game plans. But their opponents are, too, and the Chiefs’ offensive line, in particular, has looked mostly wretched.

Donald Stephenson was perhaps the worst of the bunch Thursday, taking a holding penalty and getting beat for a sack on back-to-back snaps. Remember that Stephenson was supposed to be the Chiefs’ starter at right tackle before a four-game suspension, so his struggles in a game for backups are especially concerning. If he was bad because he was disengaged, knowing he won’t play until October, that addresses some concerns but creates others.

It wasn’t just Stephenson, though. The running backs never had much to work with — and this was a week after the line was often overwhelmed in the third preseason game against the Vikings.

Reid is an old lineman and line coach. The struggles here must hit him particularly hard, but he is also better equipped than most of his peers to deal with it. Some of that can come with his expertise as a line coach. But more of it likely has to come from his skills as a play-caller.

There are ways that the best coaches can create space with the type and timing of their calls. The same can be said for helping the receivers, who — a tremendous diving catch down the sideline by A.J. Jenkins notwithstanding — haven’t shown enough to calm worries.

If there is such a thing, Reid is something like an ideal coach for a team with those particular weaknesses. Just like it’s possible to play-call space for the running game at times, it’s possible to play-call an open receiver at times.

This season, it’s probably worth the time to set some expectations. The Chiefs made a historic jump a year ago, from 2-14 all the way into the playoffs. They caught some breaks along the way, particularly with lots of injuries to their opponents (five straight weeks of facing a backup quarterback in their 9-0 start) and precious few to themselves (at least until the playoff game).

The natural pattern with the way the NFL is structured is for regression the year after a big jump, and the 2014 Chiefs are prime candidates for that. Their draft class hasn’t stood out (not for good reasons, anyway), they lost key performers along the offensive line and in the secondary, and their best players are no longer at the age where you expect natural improvement. A brutal early schedule and a secondary still full of *cross-your-fingers* is a problem.

A drop to seven wins feels realistic. Maybe even six. Five is in play if the offensive line doesn’t improve.





A disproportionate amount of the outcome will depend on Reid's ability to maximize strengths and minimize weaknesses, especially on the offensive line and with the receivers.

His track record shows the Chiefs are in good hands.

Their preseason indicates they'll need it.

## **BROCK OLIVO (ASSISTANT SPECIAL TEAMS COACH)**

### **Brock Olivo's odyssey brings him back to Missouri**

Randy Covitz  
The Kansas City Star  
August 4, 2014

**ST. JOSEPH** - Brock Olivo thought he was prepared for his first game as head coach for SS Lazio of the Italian Football League. Was he ever wrong.

As he walked into the locker room, ready to address his team, Olivo couldn't find his starting middle linebacker and center.

"A couple of their teammates, said, 'Coach, they are at the bar ...' which in Italian means at a café," recalled Olivo, now the Chiefs' assistant special teams coach. "My starting center and middle linebacker are smoking cigarettes and drinking espresso at halftime. ...

"One of my assistants said, 'Coach, 'Welcome to Italy.'"

Olivo, 38, eventually returned to the United States, and he's a lot more worldly than the carefree spirit who bulldozed his way for then-school record rushing and touchdown records at Mizzou and served as captain of Detroit's special teams during four seasons in the NFL.

He's worked in the nation's capital. He's run for Congress. He played and coached pro football overseas and coached in the defunct United Football League in Omaha before spending the past two years at the college level at Coastal Carolina.

And he wouldn't change a thing, especially after reuniting with Chiefs special teams coordinator Dave Toub, the Tigers' strength coach during Olivo's college career, who called Olivo "the hardest-working player" he ever had at Missouri.

"I'm grateful to Dave Toub," said Olivo, who replaced Kevin O'Dea, now Tampa Bay's special teams coach. "A guy like me would never had an opportunity had Dave not had the confidence and faith to give me a shot.

"Working with the best special teams coach in the league is like an aspiring physicist getting to work with Einstein."

Olivo's coaching odyssey began shortly after his four-year NFL career with the Lions ended in 2001. He worked three years at the National Italian American Foundation in Washington, D.C., where he met his fiancée, Federica, the mother of their daughter, Sophia.

Olivo, who had played briefly in Italy in 2002, was offered the job of coaching the Italian national team and S.S. Lazio Marines, a Serie A1 team. The experience was right out of the John Grisham



novel “Playing for Pizza”, which depicted Italians playing pro football as a sideline to their everyday jobs.

“They literally play for pizza,” Olivo said. “There are very few Italians who can make ends meet just by playing football. Coaching there taught me patience. You had to be an awesome teacher because you’re teaching players who didn’t start playing American football on average until they’re 17, 18 years old. And you have to teach it in Italian.”

Olivo, who grew up just west of St. Louis, threw his helmet into the political ring in 2008 when the seat in Missouri’s 9th congressional district became vacant.

“I’ve always been a political junkie,” Olivo said. “When I left Missouri, I would come back for events and certain factions of the Republican party courted me because they wanted some younger faces with name recognition.

“Somebody put the seed in my head ... I was at a point in my life, I knew I wanted to get in coaching, but before I sunk my teeth into it, I said, ‘Why not?’ It’s a great experience. It’s humbling. I got my butt kick. I had no business, running against the people I ran against. They were so much more seasoned. I was naive. But I learned a lot.”

Olivo hooked on as running backs coach for the Omaha Nighthawks of the UFL in 2011, and when that league folded, he followed coach Joe Moglia to Coastal Carolina, helping the Chanticleers to the FCS playoffs in each of the past two seasons.

O’Dea’s departure created an opportunity with the Chiefs, and Olivo couldn’t be happier to be in Kansas City, where he has brought the same energy and enthusiasm that earned him the inaugural Mosi Tatupu Award, bestowed upon college football’s top special teams player, and saw his No. 27 retired at Missouri.

“It’s awesome because I’m close to my family and friends,” said Olivo, who lives near former Missouri quarterback Corby Jones in Kansas City. “I’ve seen my father more in the past six months than I did the past six years.”

“When the St. Louis Cardinals broke my heart and went to Phoenix when I was a kid, by default I became a Kansas City Chiefs fan. I remember Christian Okoye and Deron Cherry, who were grinding it out on Sundays ...”

Though Olivo doesn’t have O’Dea’s background coaching kickers and punters, he has become a quick study in working with Pro Bowl punter Dustin Colquitt, kicker Ryan Succop and rookie Cairo Santos, the Lou Groza Award winner in college.

“Brock is learning that aspect of it,” Toub said. “Fortunately we have veteran guys. They’re kind of taking Brock under their wing and helping him along. The thing about Brock, he’s such a student of



the game. He'll study tape and he'll find little things when they start doing things different ... and he'll be able to (correct) them."

The players appreciate the fact that Olivo was a successful special teams player covering kicks and blocking in the return game in the NFL.

"He's a special guy because he has been in those shoes," Colquitt said. "He knows what it means to make the team as a special teams guy, and so when you have a guy like that, speaking from experience and has been in those trenches, in those games. ...

"When we are trying to get the ball inside the 1-yard line, we are trying to change field position ... he's been there, done that."

## **EMMITT THOMAS (DEFENSIVE BACKS COACH)**

### **Marian basketball prospects Bailey and Samantha Thomas embrace family tradition of defense**

Pete Barrows  
MLive  
July 16, 2014

The story of Bailey and younger sister Samantha Thomas – two of the highest-profile women's basketball recruits in the state of Michigan – doesn't begin with a court, a first pair of sneakers, or even a ball strategically placed in a crib. It doesn't even begin in state or directly with the Thomas girls.

It begins in a dusty field in Kansas City, Missouri.

Grandfather Emmitt Thomas carved out a hall-of-fame career with the Kansas City Chiefs in the American Football League's (AFL) infancy during the 1960's and still holds the franchise record for interceptions in a career (58). A three-time all-pro and three-time Super Bowl champion, Thomas made a living playing lock-down defense and still emphasizes a defense-first philosophy as the Chief's current secondary coach.

A defense-first philosophy that Emmitt also instilled in son Derek Thomas, who would become a collegiate basketball player, Division I coach at Western Illinois University and NBA scout. A defense-first philosophy that Derek, currently an assistant coach at Bloomfield Hills Marian, still holds dear and has passed down to daughters Bailey and Sam.

"Bailey and Sam, they do most everything well on the court, but their forte is defense," Derek said. "That's something that they learned at a young age – I think from both hearing me talk about defensive concepts while watching me coach in college games and hearing my dad talk about how defense wins championships – and when they heard about the importance of defense, they bought in.

"That's big, especially in today's game where 'flashy' is often glorified. When you have two kids on your team that are capable of neutralizing the other team's best players, kids that you give defensive assignments to knowing that the player that they guard isn't going to get their average, it not only helps the team directly, but also makes it easier for the other kids out on the floor.

"And when you have strong team defense, it's no secret – you really can win championships."

Last year, for instance, when the trio of Bailey, Sam and Derek helped Marian to a 44-26 victory over Canton in the Class A women's basketball state final at the Breslin Center. Employing a cagy defense that ranged from a 2-2-1, to a diamond press, to a 1-2-2 halfcourt trap, all keyed in large

part by the Thomas sisters, and receiving a career-high 15-point breakout performance from Sam at the opportune time, the game was never in question for the Mustangs.

The concept that “defense wins championships” may be one of the most overused truisms in sports, tired and worn, but for the Thomas's, where the cliché is as deeply rooted in the family's athletic lineage as it is in the vernacular of sport, the phrase is still uttered with a particular reverence.

“Both Sam and Bailey came in as ninth graders with polished abilities to dribble and shoot, but despite their youth, I think the biggest thing they give us is a real quality defensive effort,” said Marian coach Mary Cicerone, who in 32 years coaching has now won five state titles. “That’s no knock on their offensive skills, but defensively, when it comes to pressing and getting after, with their length and their ability to get their hands in on so many plays, we are able to do so much more with them out on the court.

“They're also both great kids that are very hard workers, and as hard as it is to believe, will continue to improve during their careers here at Marian and I really enjoy coaching them.”

Bailey, a 5-10 point guard who will return next season as a junior, hopes to grow into a more developed floor leader role on a Marian team that will return the nucleus of last year's squad, including Sam, a 6-0 soon-to-be sophomore wing, as well as Kara Holinski, Jaeda Robinson and Brittany Gray, all prospective college athletes.

It's a nucleus that figures to be an early odds-on favorite to defend its state title and has already grown together during this off-season, primarily through AAU competition. The Shock, a metro-Detroit AAU affiliate, coached by Derek Thomas, includes both Thomas girls, as well as Holinski, and had made it to four tournament finals in the six tournaments the squad has played this summer.

“We have put together a very competitive team with the Shock and our girls understand and appreciate the advantages of playing AAU ball,” Derek Thomas said. “They understand the benefit of playing against more diverse competition, of growing their games together and enjoy the challenge of doing things the right way on both ends, which has been a big component of both our success at Marian and during AAU play.”

As much as both Bailey and Sam have already accomplished as individuals and underclassmen – Sam was the youngest athlete to make the cut of 70 at U-17 of the Team USA basketball trials hosted in Colorado Springs, Colorado this summer, while Bailey ranked first in the state of Michigan with a 99 percent in her Spanish II honors exam – they plan on accomplishing even more as upperclassmen, together.

Both have aspirations of adding to Marian's championship collection – a pursuit that has become a Thomas family affair – and will continue to relish the opportunity to share their passion for basketball.





“Both Sam and I love playing basketball and we have both been lucky to have great teammates and coaches, but it definitely makes the game even more fun when you get to experience it with your family,” Bailey said. “You get to take the game home after practice, we all understand each other more than normal coaches and teammates would and I have noticed it makes a difference. Plus, everything you achieve means more.

“Winning last year's title was special – I know my dad and sister would say the same – and we hope to have that kind of experience again in the future.”

As bright as that future appears to be for Bailey and Sam, their basketball career paths beyond Marian are still undecided.

Both already have received various looks from Division I schools across the country – from in-state schools like the University of Michigan and Michigan State, to traditional powers like Notre Dame University, Duke University and the University of Louisville – and have followed up with several unofficial visits, including a trip to Durham, North Carolina, where they rubbed elbows with the No. 2 pick of this summer's NBA draft, Jabari Parker, but neither is prepared to levy a verdict, yet.

Although wherever their story goes from here, they hope to continue writing it together.

“It's important to keep an open mind, to see what you like and don't like, and although I don't have a preference right now, I have really enjoyed the process of making visits to determine specifically what it is that I'm looking for in a school,” Bailey said. “Academics will be key, so that I can have something after basketball, but of course it will also be important to me to find a school with not only a good basketball program, but with good people involved in it.

“If you're going to be at a place for a long time, I figure you better enjoy the staff and the people that are there with you.”

Sam continued the sentiment.

“Of course Bailey and I would love to play together at the next level, but we do understand that we are different people,” Sam said. “I'm not sure that it will work out that way, but I would love it if an opportunity for us to play together in college made sense for us.”



## **ERIC BIENIEMY (RUNNING BACKS COACH)**

### **Chiefs' running backs coach Eric Bieniemy's enthusiasm, passion rubs off on players**

Terez Paylor  
The Kansas City Star  
September 19, 2014

Knile Davis sees the alley and accelerates through it. His legs are pumping, he's running hard and, 19 yards later, he's finally knocked out of bounds.

This is Sunday, the second quarter of the Chiefs' game at Denver, and Davis pops up quickly, his enthusiasm obvious. Jamaal Charles is hurt again, which means it is Davis' turn to carry the mail, and he isn't the only one excited about the opportunity.

To Davis' right, a man with a headset has raced 10 yards to greet Davis before he trots back on the field. They meet, and running backs coach Eric Bieniemy — who is both Davis' greatest fan and also his greatest critic — shows his approval by sticking out his hand, which Davis slaps enthusiastically for a low five.

"Like he was a proud father," Davis, a second-year pro, recalls with a laugh.

To a man, none of his running backs were surprised to see Bieniemy, a former NFL running back, dishing out a hand-slap after Davis' big play. Bieniemy gets just as excited as they do.

"It's not so much that I pride myself on being an energetic guy," Bieniemy says. "It just comes more with who you are. As a player, I loved playing the game. I couldn't see myself doing anything else.

"Coach (Andy) Reid has given me an opportunity to come out here and coach. And I get the opportunity to work with a bunch of great players. Why not have fun with it?"

Bieniemy's enthusiasm might have rubbed off Sunday on Davis, who carried the ball 22 times for 79 yards and two touchdowns and seemed about as excited to play football as he ever has since joining the Chiefs. Davis finished off runs with gusto, and even trash-talked Denver's Rahim Moore after his first touchdown.

"Yeah, there were signs of it last year of him coming in there and making a nice run or picking up a blitz," offensive coordinator Doug Pederson says of Davis. "He's the silent, quiet type, but to see him kind of jazzed up and juiced up was exciting to see."

Davis, a third-round pick in 2013, says it's easy to go out and have fun when you know exactly what you're supposed to do, which wasn't always the case his rookie year.

And while Davis has certainly put in the work necessary to get better as a runner — his improved vision this year is noticeable — he, like the Chiefs' other running backs, credits Bieniemy and his loud, booming voice for helping him develop as a player.

"Not only do I hear him in practice, but in my sleep," Davis says with a laugh. "I wake up and he's still in my head."

Ah, that voice. De'Anthony Thomas knows it quite well.

A rookie fourth-round pick out of Oregon, Thomas was forced to miss most of organized team activities this summer while he finished his college courses. When he returned for the final three-day mandatory camp in late June, he wasn't quite ready for what was in store.

Under the blazing Kansas City sun, Thomas spent his first practices back getting yelled at by Bieniemy for everything from assignment issues to failing to run to the end zone after each carry, which the coach requires in the name finishing every play.

"Yes, I had to get to used to it," says Thomas, who failed to finish his first practice because of cramps.

But when Thomas, who spent most of May and June being quizzed by Bieniemy over Skype about the playbook, returned for training camp a month later, he looked like a different player. He was in better shape, and no longer had to be reminded to finish every run.

Like Davis, that voice had gotten in his head on a perpetual loop, and the respect he has for the man kept him on the right track.

"I feel like it made me a better player," Thomas says. "I feel like it's shown in my work ethic."

During practice, it's hard not to hear Bieniemy, let alone listen to him. His bellowing voice — which is often shouting one of his four go-to mantras of "finish," "go score," "chop wood" and "go get it" — is as much a regular part of the day as stretching or a tight spiral.

"We hear (his voice) so much that we know it, even in a game," fullback Anthony Sherman says. "When me and Jamaal are on the field, (and) E.B. is yelling, we can hear it."

Here's the thing, though: His players know they'd be better off listening to him. Bieniemy, 45, played as a running back in the NFL from 1991 to 1999, primarily as a third-down back and special-teams guy, so there's nothing he's asking them to do that he hasn't.

"I think he understood what worked for him and he uses a lot of that stuff and showed us how to do it," Sherman says. "When he says something, it comes with credibility. You know he's done it before."

That's what allows him to push all of his running backs, even Charles.



“A guy who is just Mr. Everything on this team, he still gets coached as hard as the next person,” fourth-year veteran Joe McKnight says. “If we do one thing great, he expects us to do the next thing greater than the last thing.”

Sherman says it took him all of four days to realize he was playing for a special coach when he joined the Chiefs last May. Several of his players feel the same way, with fullback Jordan Campbell — who entered the NFL as an undrafted free-agent linebacker a year ago — noting that he was even willing to switch positions because he wanted to be coached by Bieniemy.

This is obviously the kind of impact Reid hoped to get when he hired Bieniemy, who had just been fired after a two-year stint as offensive coordinator at his alma mater, Colorado, in January 2013.

“At Philadelphia, he brought energy to our team and great leadership,” says Reid, who coached Bieniemy his first year as Philadelphia’s head coach in 1999.

“Then I watched him coach for Brad Childress (at Minnesota from 2006 to 2010), and how he handled one of the best backs in the league (in Adrian Peterson) and taught him. I think Adrian would tell you the same thing our guys would you, that he was able to take their game up another notch.”

Bieniemy, however, isn’t much on self-promotion. During the one time Reid allowed his position coaches to speak to reporters in August, Bieniemy made sure to point out that Reid’s staff includes several good coaches, and that they all work hard at their jobs.

But Bieniemy’s voice, which was a bit hoarse at the time from — you guessed it, too much yelling — betrayed him.

“You always want your players to know, first and foremost, not just what you know, but how much you care,” Bieniemy says. “At the end of the day, that’s all you want to be recognized for, just being a coach who had an impact on a player’s life (by making) sure he maximizes his career. I just don’t want these guys to take anything for granted.”

So that’s what all the yelling is for — he simply can’t help it.

Davis, who will be in line to start against the Dolphins on Sunday if Charles’ high-ankle sprain doesn’t heal in time, says Bieniemy has eased up on him a tad, which makes sense. He’s no longer a rookie, and the presence of the dynamic Thomas — who might make his NFL debut on Sunday — has usurped some of Bieniemy’s attention.

But Davis knows that if he does get the nod to start on Sunday, and he happens to break off another big run near Bieniemy along the Chiefs’ sideline, his exuberant position coach will be right there, ready to offer praise via another low-five, just as quickly as he offers criticism.

“That’s E.B.,” Davis says. “He’s always hype.”



## **TEAM / PLAYERS**

### **KANSAS CITY CHIEFS**

#### **How Kansas City made an old stadium work**

Jerry Zremski  
The Buffalo News  
August 25, 2014

**KANSAS CITY, Mo.** – Kansas City Chiefs fans have been filling the stands of Arrowhead Stadium and emptying their lungs at full volume for 42 years now, one year longer than Bills fans have been doing the same at what’s now called Ralph Wilson Stadium in Orchard Park.

But you don’t hear NFL Commissioner Roger Goodell – who insists the Bills need a new stadium – clamoring for a new facility for the Chiefs.

Upon further review, after in-depth tours of both stadiums, the reasons are clear.

For one thing, Arrowhead is conveniently located at the intersection of two interstates 15 minutes east of downtown Kansas City and with major suburbs in every other direction, whereas the Ralph is at the south end of the metro area and especially inconvenient for fans coming from Canada.

And for another, Arrowhead isn’t really a 42-year-old stadium anymore.

The familiar curved seating bowl is the same, but everything else is different. The once-crowded concourses are now 60 percent wider. The number of suites grew from 80 to 126. And fans can do many things here that they can’t do at the Ralph, from relaxing in spacious lounges lit with gas fireplaces, to wandering through a glitzy red Chiefs “Hall of Honor,” to renting out huge event spaces for a high school prom, which two high schools did simultaneously earlier this year.

“If you didn’t know, you would think it’s a brand new stadium,” said Jim Rowland, executive director of the Jackson County Sports Complex Authority, which operates both Arrowhead and the adjacent Kauffman Stadium, the similarly renovated home of the Kansas City Royals baseball team.

All the improvements at Arrowhead cost \$375 million when they were completed back in 2010. In contrast, Erie County and the state settled for \$130 million in renovations at the Ralph this year after the Bills proposed a more thorough overhaul similar to Arrowhead’s, which local officials rejected as too expensive.

The trouble is, Arrowhead’s renovations make the Ralph’s current \$130 million upgrade feel like a paint job in comparison. Despite some changes aimed at making them less crowded, concourses are still the same old width at the Ralph, where there are far fewer diversions for fans and far more limited event space.

And above all, it's obvious that there are many more ways to spend money here than at the Ralph, and that is what the NFL is all about these days.

Asked about the revenue impact of the 2010 renovation, Chiefs President Mark Donovan said: "It's been significant."

### **A better Arrowhead**

That's because Arrowhead is significantly different. In essence it's the same seating bowl surrounded by all sorts of new amenities for the fans, all designed for maximum comfort.

The old Arrowhead, long regarded as a great – if exceptionally loud – place to see a game, was nothing like it. Kansas City natives routinely recall shoving their way through the crowded concourses and, of course, getting shoved back.

"People loved the tailgate experience and the in-seat experience," said Kelly Kerns, a principal at Populous, the Kansas City architectural firm that designed both this year's renovations at the Ralph and the more extensive Arrowhead project. "Everything else between the two stunk."

A decade ago, the Chiefs knew they needed to do something about that fact. Then-NFL commissioner Paul Tagliabue was clamoring for a renovation, replete with a retractable roof. Many other NFL teams had built new stadiums and were enjoying the new revenues that they attract, which build profits and help them sign players.

But one thing no one talked about at the time was abandoning Arrowhead. The fans didn't want to.

"There was an acknowledgment from the fan base that they wanted Arrowhead to remain Arrowhead, but they wanted Arrowhead to be better," Donovan said. "It needed to be done in order to be a top-notch fan experience." Yet there's another reason that no one in Kansas City can recall the NFL pushing for a new stadium, as Goodell is in Buffalo.

Arrowhead is part of the sprawling Harry S. Truman Sports Complex, at the intersection of two big highways - Interstates 70 and 435 - and with six entrances and vast parking lots in every direction. The complex's accessibility is astounding by modern professional sports standards: For example, on a recent Wednesday night, it was possible to leave downtown Kansas City at 6:15 p.m., drive to the stadium complex, park, buy a ticket and a barbecue sandwich and a beer, and be in your seat to see a Royals game by 7 p.m.

"The Truman Sports Complex is one of the things that makes it different," Donovan said. "Of course, the cost ramifications of a new building were considered – and \$375 million is a lot more palatable than a billion plus."

Kansas City-area voters approved a sales tax increase to fund \$212.5 million of the renovations, while rejecting plans for the expensive new roof. Meanwhile the Hunt family, which owns the team, contributed \$125 million and the state of Missouri chipped in the rest.





Construction started in 2007, leading to three difficult years for the Chiefs. Fans had to compete with work crews to get to their seats, sometimes walking on plywood walkways past chain link fences.

But when the renovations opened in 2010, Kansas City fans could quickly see what they paid for: a glimmering new metallic and glass facade housing nearly a half-million square feet of additional space.

“We basically built a brand new building around the bowl,” Rowland said.

### **Year-round attraction**

There’s something for every Chiefs fan here.

For the average fan, there’s a 35 percent increase in concessions stands and a new 5,000-square-foot team store that’s similar to the new one at the Ralph.

Any fan can wander for free through the Hall of Honor, a glimmering Chiefs hall of fame. And school children can enjoy “The Chiefs Sports Lab,” an interactive lesson in fitness and nutrition that’s open for field trips year-round.

A rabid fan can buy a brick and get his or her name engraved on it on the Founder’s Plaza outside the stadium.

And above all, there’s the Ford Fan Experience, sort of an indoor-outdoor luxury lounge for the common fan, at the highest point in the new tower built along the home sideline.

And there are many ways for big spenders to spend big here, even beyond the luxury suites. The Founder’s Club features a 50-foot double-sided bar and private lockers for members. The Foolish Club, which is what the founders of the American Football League called themselves, is another luxury lounge that features a huge mural of those AFL pioneers, including Bills founder Ralph C. Wilson Jr.

Add to that the two Tower Clubs and Club IV – honoring the Chiefs team that won Super Bowl IV – and the North Club, a massive two-story-high space that can seat 770 people for a banquet, and it’s clear that this isn’t just a stadium anymore. It’s a conference center/banquet facility where football happens to be played a few times a year.

“That was one of the key things: To be able to do events 365 days a year,” Rowland said.

The Bills host weddings and similar events in the two cramped, narrow lounges of the Ralph. But the Orchard Park stadium offers nothing like the event spaces at Arrowhead, where the structural beams that support the stadium are paneled in wood, where fine artwork hangs from the walls and where, in one lounge, the floor is covered with the sort of x’s and o’s that legendary coach Hank Stram probably drew to sketch out plays here four decades ago.

It may sound like a bit much to someone who has never visited a modern NFL stadium, but to hear Donovan tell it, the new Arrowhead is the sort of facility that teams need in order to compete in the modern NFL – both to succeed financially and to woo free agents and coaches.

“You need a stadium with 125 suites rather than 80 to compete,” Donovan said. “You need a stadium with 7,000 club seats, with real club amenities, so you can compete.”

Could the Ralph be fixed? In other words, by modern NFL standards, the Ralph’s current \$130 million renovation just isn’t enough, according to sources who are familiar with the league’s thinking.

Still, Buffalo could be in the midst of rebuilding the Ralph to be more like Arrowhead, had there been more will and more money.

In fact, the Bills proposed something similar to the Arrowhead renovations during stadium lease discussions two years ago: a renovation that would have expanded the stadium’s concourses and increased its footprint. Local leaders rejected the proposal because it would have cost at least an additional \$100 million, said Erie County Executive Mark C. Poloncarz.

Then again, there are doubts as to whether the NFL would support a more extensive renovation of the Ralph.

Sources who are familiar with the thinking within the league say there are big concerns about the stadium’s Southtowns location, which some team owners see as inaccessible for fans coming from Canada or Rochester. League officials have also said renovations usually don’t work well, even though Soldier Field in Chicago and Lambeau Field in Green Bay, Wis., have undergone expansions similar to Arrowhead’s.

When asked about the stadium situation in Buffalo, those involved in the Arrowhead retrofit said that whatever Buffalo does, it has to make sure its NFL stadium – new or renovated – fits not just the league’s expectations, but also those of Bills fans.

In other words, a glitzy, glass-covered stadium like Lincoln Financial Field in Philadelphia might well be inappropriate for Buffalo – but an NFL stadium with all the modern amenities but a more industrial feel, like Pittsburgh’s Heinz Field, might be just right, Donovan said.

Kerns, the architect, agreed.

“Buffalo, I think, is somewhat like Kansas City, somewhat like Pittsburgh,” Kerns said. “You can take things to an extreme that will offend people.”

That’s just one reason why some favor a renovation of the Ralph, no matter what the NFL thinks.

“A lot of people will tell you that the bare bones of that stadium are better than any from that era, and certainly better than the newer ones,” said Nellie Drew, a sports law professor at the University



at Buffalo who said that another, more Arrowhead-like renovation might be the best, most affordable solution to the Bills' search for a new stadium.

From a design standpoint, can it be done?

"I think so, yeah," said Kerns, who said his firm – which designed Coca-Cola Field and First Niagara Center, as well as the latest Ralph renovations – would be happy to work in Buffalo again. "Anything can be solved with money."

## **They're letting people host fantasy drafts in NFL stadiums now**

Nate Scott  
The USA Today  
September 5, 2014

**KANSAS CITY** — It's a dreary but warm day in Kansas City. Dozens of men, and yes, they're almost all men, line up outside the entrance to Arrowhead Stadium. They clutch clipboards, laptop bags, pens and pencils. About 50% are wearing Chiefs jerseys and shorts. Some wear suits. A few wear suits with Chiefs jerseys.

They are all here to draft imaginary football teams.

For the second year in a row, the Kansas City Chiefs invited fans to Arrowhead Stadium to host their fantasy drafts in the stadium's luxury suites. Season-ticket holders had first crack at the suites to host their drafts, but anyone can come.

On Monday, the Chiefs rolled out the red carpet, too. A collection of cheerleaders stood outside the entrance to Arrowhead, along with a 6-man drumline. They form a sort of tunnel that people are supposed to enter through, but fans seem confused and enter the building from all angles, causing some of the cheerleaders to abandon the tunnel formation and fan out. A couple of the cheerleaders talk to the guys and asks if they're excited to draft, but the rest of them just ruffle their pom poms and smile into the middle distance.

More than 33 million people will play fantasy football this year, according to the Fantasy Sports Trade Association. Around 80% of those participants will be male, a fact that's reflected in the makeup of the people congregating outside the entrance to the stadium.

The Chiefs place the fans in different suites surrounding the field for the draft. Some groups have brought massive trophies for their league. One guy has a silver championship belt he brandishes proudly. Some of the fans are season ticket holders but many are just fans of the team. For many of them, it's their first time setting foot inside the suites.

For the Chiefs, it represents an opportunity to tap into the growing fantasy football hysteria, as well as connect with some fans who might not otherwise get to see this side of Arrowhead.

"In my career, looking at the participants in fantasy football, it's nearly doubled," says Chiefs general manager John Dorsey. "It goes to show you that the National Football League has got something pretty good going. And to welcome people here in this great venue, it's a neat concept."

In Suite 245, a group of 12 men who comprise the Murderball Solutions fantasy football league gather and crack Bud Lights excitedly. They all work in sales for a tech company called eSolutions. About half of them are in Chiefs apparel. They're here for their second straight year to host their draft, invited by Jeremy Underwood, a league member who's a season ticket holder in section 318.



The suite is lavish, decked in plush carpet and leather seats. Flat screens hang from the walls. Over by the window, the Chiefs have provided a massive board where fantasy team owners can take stickers and post their picks to the board. The set-up of this makes an auction draft all but impossible, but the guys do straight pick 'em, so it's not an issue.

The first pick in the draft goes to Mindaugas Kliukevicius, who is playing his first ever year of fantasy football. The guys call him Minda.

"I'm from Lithuania," Kliukevicius says. "I don't really know what I'm doing. But I'm going to win."

Kliukevicius is by no means a fantasy expert, but he informs the crowd that he's been losing sleep over his first pick.

He wants LeSean McCoy, but he feels it wouldn't be right to pick him over hometown star Jamaal Charles.

"I'm wearing the Chiefs jersey," Kliukevicius explains, to anyone who will listen. "I have to take Charles." He pauses, then looks around the room frantically. "Right?"

No one answers.

With the first pick, Kliukevicius pauses for dramatic effect, then takes Jamaal Charles. "I have to do it!" he yells. "I am wearing the jersey!"

The draft goes like drafts go. Running backs go early. There's a brief hubbub when Peyton Manning goes with the fourth pick, with the room split on whether or not that was a reach.

By the time the draft snakes back around to Kliukevicius, he's in a panic.

"My app isn't working," he informs the group. "I spent \$4.99 on this app. And it isn't working."

He slaps at his phone repeatedly, but can't figure it out. He's brought no papers, no laptop, so he's flying blind. Flustered, he walks up and drafts Matthew Stafford about four rounds too early, and the room doesn't even laugh. There is just embarrassed silence.

Kliukevicius recovers, taking Zac Stacy with the next pick.

"Nice pick, Minda!" Underwood exclaims loudly, trying to diffuse the awkwardness.

The draft gets a burst of energy when Chiefs general manager John Dorsey shows up at the suite. He shakes hands, then walks over to the draft board and pulls out a cheat sheet of picks he likes.

"Hear you guys might need some help with some picks," Dorsey says. "I'm no good at this. Got some guys on staff who do fantasy, but I'm no good at this. Whose pick is it?"



Louis Raya raises his hand. He's excited that Dorsey's going to help him out, but unfortunately, the guys are deep enough in the draft that Dorsey's cheat sheet has players that are all taken. He riddles off a few names for Raya, but he keeps saying names that are all taken.

Finally, he lands on a name that isn't taken yet: Pierre Garcon. The problem is that Raya already has three wide receivers, but it's clear Dorsey doesn't have any names left, so Raya goes ahead and figures *why not*. He drafts Garcon and the room erupts into applause.

Raya has Dorsey sign the pick once its up on the board, and Dorsey says, "I want a picture of this. When you win, I expect a fee."

Raya, without missing a beat, fires back: "A fee? Do you know how much I pay for tickets?"

The draft goes on. Kliukevicius finds a joke he likes, where he says that the player just drafted is in jail. For example when someone selects Wes Welker, he yells out "You fool! Welker is in jail!" He says that after most picks.

The guys grumble about the lack of beer, but otherwise they're having fun. They're drafting in a suite overlooking Arrowhead Field. What could be better?

Towards the end of the draft, someone remarks that he can't believe the GM came to the suite.

"What are you talking about?" defending league champion Mitch Henton responds. "We're all GMs here."



## **Red Friday, digital show at Union Station draw thousands**

Matt Campbell  
The Kansas City Star  
September 5, 2014

Fireworks, Kansas City Chiefs enthusiasm and an eye-popping show splashed across the face of Union Station combined for a centennial blast Friday evening that wowed thousands.

After a Red Friday pep rally, the visual highlight of the night was a 10-minute montage of music and digital images 10 stories high and more than a city block wide.

A World War I dirigible appeared to come crashing out of the central arched window in front of Union Station. Other 3-D illusions that burst out toward the delighted audience included a Tyrannosaurus rex and the Titanic.

Huge columns of the facade even began to dance during one point in the multimedia display.

"We've never seen anything like that," said Frank Ruester, who lives in downtown Kansas City. He came with his wife, Lauren. "We saw the short clip online and knew we had to be here. It was better than advertised."

The program was a whirlwind history of Union Station and Kansas City, including construction of the depot, the two world wars, the Depression, the Union Station Massacre and the jazz age. The physical decline and rebirth of the station was also depicted in the \$175,000 animation project created by Quixotic, Bazillion and Bic.

The program was sponsored by Ivy Funds, Waddell & Reed and the National World War I Museum at Liberty Memorial.

Union Station placed large scrims on the three arched windows to enable the projection. Lights in the Country Club Plaza area south of the station were dimmed for effect.

Spotlights shown on the Liberty Memorial at the appropriate moment in the storyline.

"We loved it. That was amazing," said Maureen Liljegren of Overland Park. "It was like the 3-D was coming right at us, and I enjoyed the history."

The show required a dozen 20,000-lumen projectors worth about \$100,000 each and had to be gathered from across the country.

"I've never seen anything like it," said Hector Venegas of Kansas City. "It was a once-in-a-lifetime experience for the kids. I wish they could do a show every month."

The fireworks show that followed included 4,000 charges from the roof of Union Station. Viewers on the hill in front of Liberty Memorial got the downtown skyline as a backdrop.



Union Station plans to post a film of the digital animation program on its website and to show it on the Extreme Screen Theatre.

Other centennial events are planned leading up to an open house with activities on Nov. 1-2. Go to [unionstation.org](http://unionstation.org) for more information.

## **Chiefs' new parking lot traffic plan scores rare compliments**

James Dornbrook  
Kansas City Business Journal  
August 11, 2014

The Kansas City Chiefs stadium operations team almost never hears from fans unless there is some kind of a problem, so when compliments come in, they mean a lot.

The stadium operations team handles virtually everything that happens off the field on a typical game day, such as tickets, concessions, security, first aid and grounds crews. They also handle parking, which has captured the spotlight because of new rules at the first preseason game on Aug. 7, and fans are commenting.

"We actually took some compliments on the traffic plan," said David Young, vice president of stadium operations. "That's never happened before. People just don't tell you that you did a good job with traffic because there is an expectation that you should be able to drive to the stadium and park in a timely manner. But we got a few compliments through email and direct comment from fans."

Young said the one-way traffic on Dubliner Circle worked great. So did the parking-pass-only rule at Gate 5, which resulted in some of the best traffic the team has ever seen flowing through that gate, one of the stadium's busiest.

But Young said he doesn't want to paint too rosy a picture because a few issues did pop up.

"We found a pinch point in one place at Gate 6, just past this little triangle of grass," Young said. "We were taking two lanes and turning them almost 90 degrees, and frankly, it just didn't work out. So we're going to turn those two lanes into three for the next game, which should iron that out."

There were also huge backups outside the stadium, mainly due to a wreck on Interstate 70 during the height of traffic. But the Chiefs have regular conversations with the Kansas City Police Department to see whether there is anything they can do inside the stadium parking lot to help and vice versa. The Chiefs also stay in close contact with the Missouri Department of Transportation, which does everything possible to perform construction work on non-game days to keep lanes open.

"I think the biggest thing for our fans is to be aware of the new plan and be a bit patient with us, understanding that we are listening to them," Young said. "The major components of the plan won't change. But as we hear feedback about small changes, we'll listen to that. We want to make things good for our fans to give them the best experience possible."



## **Chiefs add solar array to Arrowhead Stadium**

James Dornbrook  
Kansas City Business Journal  
August 19, 2014

The Kansas City Chiefs announced a partnership with Kansas City Power & Light that led to the installation of 308 solar panels on their facilities at the Truman Sports Complex.

The solar panels were installed in three arrays, one on the roof of Arrowhead Stadium, one on the University of Kansas Hospital Training Complex and one on the grounds near the practice facility. The arrays generate about 29,000 kilowatt hours of electricity a year, or enough to power eight homes for a year.

Chiefs President Mark Donovan said the solar panels are part of a larger effort called the "Extra Yard for the Environment." The program includes recycling, renewable energy, composting and efficiency efforts.

"The end goal is to be better and more efficient at everything we're doing," Donovan said. "We're trying to be better on the field, better with marketing, and things like that. But this gives us a chance to be more efficient, more cost effective and utilize our brand to make more people aware of the opportunities they have at their home or business to help the environment."

Representatives of Kansas City Power & Light declined to comment on the cost of the program at Arrowhead, but they said that the Chiefs and KCP&L share in those costs. KCP&L will also continue working with the Chiefs to find innovative ways to reduce their energy consumption. KCP&L is currently installing five solar-powered mobile device charging stations on the concourses at Arrowhead.

In return, the Chiefs allowed their brand to be used as a high-profile example of KCP&L efficiency programs. The Chiefs will make appearances at educational events and provide fans with information on how they can apply renewable energy efforts at home.

"A lot of folks at KCP&L and the Chiefs worked very hard to make this happen," said KCP&L CEO Terry Bassham. "We're very proud of this partnership and the results so far."



## **JAMAAL CHARLES**

### **Chiefs running back Jamaal Charles is The Man in KC**

Terez Paylor  
The Kansas City Star  
September 5, 2014

When he's not ducking 300-pound men trying to rip his head off, Chiefs running back Jamaal Charles tries to be a good husband and live a normal life.

That means listening to his wife, Whitney, who helps take care of their two children. Which means going to the grocery store when she asks him to.

"I try to help her out," Charles said.

While this might seem like a standard task, going out in public is complicated for an NFL star like Charles, who can't go anywhere without people approaching him.

"I mean, I tried disguises," Charles said with a grin. "But you know what I'm saying, sometimes it doesn't work too good. Sometimes it works, sometimes it doesn't. It's crazy. The dreads definitely give me away. ... And if I cut them off, people will probably still recognize me."

Chiefs announcer Mitch Holthus can attest to this. He caught a glimpse of what life is like for Charles last year during a weekly radio show. A crowd of hundreds descended upon a South Kansas City restaurant to catch a glimpse of the player who has become the Face of the Franchise, like Tony Gonzalez and Derrick Thomas before him.

"He's hit superstar status," Holthus said. "We had it in too small a venue and people just flocked to him. ... he now is more like when Gonzalez or D.T. would go out."

That's life as The Man.

According to the team, Charles sells 40 percent more jerseys than the rest of the team combined, and this year, he's sold three times as many jerseys as the next-best seller.

So when the Chiefs recently created an oversized jersey to place on a statue outside of Union Station, they didn't pick the No. 11 of quarterback Alex Smith — who just agreed to a four-year, \$68 million contract extension. They picked Charles' No. 25.

"Clearly at this point, he is the most well-known Chief, regarded as one of the best players in the National Football League," owner Clark Hunt said. "And when you have one of those players, it's very, very exciting."

But life as The Man, even in a laid-back town like Kansas City, isn't always easy.



\*\*\*

Sometimes Charles wants family time. Maybe a meal at a restaurant. A visit to Chuck E. Cheese with the kids. Or a shopping trip.

But going out incognito is not an option.

"It's all the time, not just one time," Charles said. "Every time I go somewhere, there's always a situation where somebody comes up to me and asks for an autograph or wants to have a conversation or shake my hand."

Charles said he does his best to accommodate these requests in public, though things get complicated when he's trying to hang out with his family.

"Sometimes when I'm with my kids, it's hard," Charles said with a laugh. "(Fans) want to take pictures and they're running all over the place and I'm like 'Man, I'm with my kids ... next thing you know, (my kids) will be out of my sight, so I can't take pictures right now.'"

But Charles said he is not complaining. He said when he goes out in public and sees people wearing his jersey, it never gets old.

"You perform, you get the love," Charles said. "You don't perform, you don't get the love."

"So I understand that. I know that. I think I'm very blessed to be in the position I am, and I'm very blessed to play a role in this community."

It wasn't always this way, though. Interestingly enough, Charles attributes his rise in popularity to fantasy football.

He said people started noticing him in public in 2009, which marked the first time he rushed for more than 1,000 yards. The attention reached a crescendo last year, when he posted career highs of 1,980 yards from scrimmage and 19 touchdowns.

Charles, 27, was so brilliant last season that he got a new contract this year even though he had two years remaining on a very team-friendly deal. The Chiefs willingly restructured his terms before training camp to give him an additional \$5.1 million over the next two seasons.

Chiefs general manager John Dorsey said the club felt it was important to reward a player who not only excelled on the field, but did all the right things off it, too.

"It's staying true to your word," Dorsey said. "All along, we've said that if you do perform, we'll try to work on things. And we did that."

Hunt agreed, stressing the long-term importance of taking care of the Chiefs' best and most popular player.



“It’s interesting,” Hunt said. “Probably a year or two years ago, Jamaal was an incredible player and had produced several great seasons, but I don’t think people were talking about him as a potential Hall of Famer. And I think really, that dialogue has shifted now.

“And if he can go on and be successful and healthy for the next several years, that’s certainly something that he could potentially achieve.”

During the first month of the season, Charles likely will surpass one significant milestone that will help his Hall of Fame cause.

\*\*\*

Charles is only 247 yards shy of Priest Holmes’ franchise career rushing mark of 6,070, and Holthus is still tweaking what he plans to say when the big moment comes.

But he’s not giving any hints.

“No, no, no, that stays in here — it’s locked in the soul,” Holthus said with a laugh. “It’s going to be something, though. Because this cat deserves it.

“He deserves something that will be played 20 years from now, on whatever form of media we’re using, where his kids are gonna go, ‘Yeah, OK. That’s my dad.’”

Charles’ 5,823 career rushing yards ranks 91st all-time in the NFL. Thirteen of the top 18 backs who have cracked the 11,000-yard barrier have made the Pro Football Hall of Fame, and LaDanian Tomlinson will eventually make it 14.

That barrier could be difficult for Charles to reach, given his age and the multipurpose way in which Chiefs coach Andy Reid and offensive coordinator Doug Pederson use running backs. But with two or three more seasons like last year, when Charles led the AFC in rushing, he’d be a candidate.

His teammates aren’t betting against him — even this season, behind a largely unproven offensive line.

“I think the package on the offense that Coach Reid and Doug put together speaks for itself,” Smith said. “It’s comprehensive enough, especially with his role, that it’s tough to defend. You can’t defend all of it.

“If they want to give Jamaal a bunch of attention, then other guys are going to have opportunities, and we need to capitalize.”

And while a running back’s production tends to tail off at age 29, Holthus is optimistic Charles can maintain his level of play beyond that, for two reasons.





“One, Andy Reid’s offense and the way he schemes,” Holthus said. “And two, (because of backup running backs) Knile Davis, De’Anthony Thomas and Cyrus Gray, because they’ve shown the acumen to take some of the carries and touches away from him.”

But there’s no doubt who is the star of the bunch, the man who will pack the Chiefs’ radio show when it’s Charles’ turn to appear this season.

This time, Holthus said, they’ll be ready for all the additional attention that will come with his appearance.

“We’ll do it in a very different way,” Holthus said with a laugh. “We’ve got to bring him in a secret entrance.”

## **ALEX SMITH**

### **Alex Smith's contract extension with the Chiefs makes sense for both sides**

Sam Mellinger  
The Kansas City Star  
August 31, 2014

The Chiefs did the only thing they could and Alex Smith did the only thing he should. The marriage of team and quarterback was always so obviously beneficial to both sides that a contract extension was viewed more as when and how much, than if.

The answer came Sunday evening, The Star's Terez Paylor first reporting a four-year extension that will begin in 2015 and pay Smith at least \$45 million.

Smith is already rich, having made more than \$50 million in a wild career and had the leverage to make sure the Chiefs paid him more than they were initially intending. He'll make \$17 million a year, the going rate for the kind of quarterbacks teams build around when they don't have a superstar like Aaron Rodgers, Peyton Manning or Drew Brees.

The Chiefs had already invested two second-round draft picks to trade for Smith and then watched him take to coach Andy Reid's offense. If the defense would've been merely awful instead of atrocious, Smith's 378 yards, four touchdowns and no interceptions at Indianapolis would've made him the first quarterback in 20 years to win a playoff game for the Chiefs.

Smith wanted to get something done, too. He's had eight offensive coordinators in 10 NFL seasons, and just when he felt he was establishing himself in San Francisco he suffered a concussion and lost his starting job to Colin Kaepernick. He always had something of a long-distance, mutual admiration with Reid. The trade to Kansas City meant stability, finally. Signing this extension makes it official.

So this was going happen, always. For reasons both personal and practical. The real impact is in what this means for one of Smith's teammates — a critical benefit for the Chiefs that makes them better for at least the next three seasons.

Because by signing Smith, the Chiefs now have the leverage in their other high-profile negotiation, this one with star linebacker Justin Houston. The NFL's team-friendly CBA allows the Chiefs to pay Houston the \$1.4 million guarantee from his rookie contract this year, then around \$12 million or \$13 million next year and around \$14 million or \$15 million in 2016 under the franchise tag.

And that's if he stays healthy and stays on his current star-track.

By signing his own extension, Smith changed the entire context of Houston's negotiations. Now, Houston could be deciding between \$29 million or so tops with no guarantees over the next three



years, or, if he signs an updated version of Tamba Hali's contract, around \$35 million or \$40 million fully guaranteed.

The Chiefs will likely present that to Houston as a pretty easy decision.

In that way, by signing for his own riches and the stability he always wanted, Smith not only allowed the Chiefs to lock up their quarterback for the next five years — he made it more likely and easier for the Chiefs to lock up one of the game's great young pass rushers.

There are other factors at work here, too, just looking at Smith. The Chiefs will catch some criticism from folks who don't see Smith's very-good-but-not-great profile worth the big investment. But this contract wouldn't happen without Reid's approval, and the Chiefs are paying Reid a lot of money to make the right decisions on both picking and developing quarterbacks. This is the coach's guy, so the organization is supporting both coach and quarterback here.

Toward that end, the Chiefs need to back up this investment with help for Smith. The receivers and offensive line are mediocre at best, and the team has to know how it will play if their new big-money quarterback struggles because he's surrounded by Jamaal Charles and a bunch of meh.

So the Chiefs have a stable quarterback for the first time since Trent Green, and Alex Smith has a stable situation for the first time in his football life. But the real impact of Smith's contract, beyond what it does for his own mind and bank account, comes in the dominoes it sets off.

The team should be even more motivated now to give Smith help to succeed. And the front office is in an even better position to sign their most important defensive player long-term.



## **ALEX SMITH**

### **Armed with new deal, Chiefs QB Alex Smith looks forward**

Associated Press  
September 1, 2014

**KANSAS CITY, Mo.** -- Alex Smith didn't have much choice when he was traded from San Francisco to Kansas City last year.

He had the final say when it came to staying with the Chiefs, though.

One day after signing a four-year extension that should solidify his future through the 2018 season, Smith expressed relief at being able to focus solely on football -- rather than negotiations that had been going on for months, and that were threatening to bleed into the regular season.

"As much as you don't want to think about those types of things," Smith said, "you can't help but they sit in the back of your head: 'I'm playing for a contract, I'm playing for this and that.' Sometimes you can just be an added distraction. I was hoping and really happy that it got done."

Smith said he made it clear to his agent, Tom Condon, he wanted an agreement done before the start of the season. Chiefs general manager John Dorsey said that was also his goal.

"This has been a long process," Dorsey said. "You know, Tom Condon is very professional in his approach. We had ongoing discussions, consistent discussions, and I'm just glad we can concentrate on football. I'm happy for Alex, happy for the organization."

Smith is due \$7.5 million this season, the final year of the contract he signed with the 49ers. His extension is worth \$68 million, with \$45 million guaranteed, a person familiar with the terms told The Associated Press on condition of anonymity because details were not disclosed.

Asked whether the deal gave the Chiefs some flexibility moving forward, Dorsey replied: "I don't really like to talk the specifics of numbers in these venues, but it's a win for both sides."

The Chiefs can now turn their attention to pass rusher Justin Houston, entering the final year of his rookie contract. Minus an agreement, the Chiefs could use the franchise tag on Houston next season without worrying about losing Smith to free agency.

"It's one step at a time," Dorsey said, "and as we've always said as the process goes along, we've had discussions with (Houston's) representatives and we'll continue to have discussions."

Smith was a target for Dorsey and Reid almost from the moment they arrived in Kansas City. They traded two second-round draft picks to the 49ers to acquire him. It wasn't long after his arrival, either, that Smith expressed his desire to sign a long-term deal to remain in Kansas City.



The 2005 No. 1 overall pick hardly hurt his bargaining power on the field.

Taking over a franchise that won two games the previous season, Smith threw for a career-best 3,313 yards with 23 touchdowns and only seven interceptions, even while skipping a meaningless regular-season finale. He led Kansas City to a 9-0 start, an 11-5 record and a playoff appearance, throwing for 378 yards and four touchdowns in a 45-44 loss to the Colts.

Once the season was over, the questions about his future began. They were finally answered Sunday night.

"It allows us to have a heck of a football player here in person, a good leader in the locker room," Reid said. "All the players were fired up for him. Sometimes you don't see that on teams, a guy does a big deal and you have jealousies here and there. That's not how this crew was. We're excited for him and he can just go out there and play football."

Of course, that doesn't mean there wasn't some good-natured ribbing when Smith showed up Monday and the Chiefs began preparing for their season opener Sunday against Tennessee.

"That's part of the deal," Smith said. "You better be able to wear it when you walk in."

Smith said recent contracts signed by the Bengals' Andy Dalton and the 49ers' Colin Kaepernick didn't have much bearing on his own negotiations. But he also acknowledged that reaching a number commensurate with his accomplishments was important to him.

"The funny thing is, you can have five-year contracts in the NFL but you're ultimately always proving yourself," he said. "It's every year, every week. But it's nice. It's a two-way street. I wanted to be here and to have that reciprocated and put on paper. I'm really happy about it. It's nice."

"And that clutter is kind of gone from your head and you can focus on Week 1."



## **ALBERT WILSON**

### **Chiefs wide receiver Albert Wilson's story reads like a sequel to 'The Blind Side'**

Randy Covitz  
The Kansas City Star  
September 20, 2014

**MIAMI GARDENS, FLA.** – Albert Wilson was 2 years old when his father, Albert Wilson Sr., predicted his future.

"You're our ticket out of the ghetto," Wilson told his precocious son.

Albert Jr. fulfilled his father's prophecy by making it off the streets of Fort Pierce, Fla., and all the way to the NFL as a free-agent rookie wide receiver with the Chiefs this season.

Undersized at 5 feet 9 and 200 pounds, unheralded in high school in Port Lucie, Fla., and under the radar playing at Georgia State, the young man known to his friends and family as Junior has become one of the feel-good stories in an NFL season marred by sordid behavior.

Wilson will return to south Florida for Sunday's game against the Miami Dolphins and will be reunited with parents who spent his formative years in Florida prisons while he experienced a childhood in group homes and too many foster homes to count. In the eighth grade alone, he attended five different schools.

Somehow, someway, Wilson found his way.

"It's amazing to have this opportunity to show how hard work pays off and opens eyes for people who came from the same situation I have," said Wilson, who was signed by the Chiefs immediately after the draft.

"Just believing in yourself, and believing with the talent God gave you, everything will work out fine."

Wilson's story is almost a sequel to the story of NFL offensive tackle Michael Oher of "The Blind Side" fame. Oher was homeless in Memphis, Tenn., before he was adopted by a wealthy family and went on to the University of Mississippi, where he became a first-round draft pick by the Baltimore Ravens.

"You can look at it that way," Wilson said. "My parents were a part of my life the whole time ever since I was born. Even the years they were in prison, it was daily phone calls, letters back and forth, visitations all the time. They were a big part of my life."



Indeed, Albert Sr., was Junior's biggest fan and supporter. But it was difficult raising five daughters and a son on a forklift operator's salary. So Albert Sr. began selling and delivering drugs. When Junior was 8 years old, his father began the first of three stints in Florida prisons.

"I didn't have the money, just working jobs, to pay for the stuff he needed and for the places he needed to go," Albert Sr. said from his home in Fort Pierce. "The uniforms that he needed, the cleats that he needed. ... But I got them for him. And I introduced him to baseball. ... He can play baseball just as good as he played football.

"I knew I'd never have the money to send him to college. When I disappeared ... he started to almost give up, but he didn't. I told him that's what it's all about. 'Never give up. ... You stick with this ... you can make it, bro.'"

Without parents to live with, Wilson's journey took him from a Boys Town in Oveido, Fla., to the Hibiscus Center in Vero Beach, Fla., and to multiple homes with other families before he found the security he needed with Brian and Rose Bailey in Port St. Lucie, Fla.

The Baileys, who have adopted eight foster children, knew of Junior through their kids and brought him to their home when he was in 10th grade.

"He was friends with some of my children, played football with them, and my daughter used to do his hair when his hair was long," said Rose Bailey, who works for the agency that runs the foster care and adoption program in the area.

At the time, the Baileys had maxed out the number of children they could adopt, but they took in Junior anyway in what was called a non-relative placement. After spending 10th grade with them, Wilson could have returned to his parents after they were released from prison in Fort Pierce. But he moved in with a cousin, Sherri Brown, in Port St. Lucie, so he wouldn't have to change high schools.

"Without the Baileys and my cousin, I don't know what would have happened," Wilson said. "I didn't get a straight mind until my 10th grade year. I was running with the (wrong) crowd, and after a while, I realized Fort Pierce was somewhere I didn't want to be, and football would give me the best opportunity to get out of Fort Pierce, which it did.

"The Baileys brought me in like I was one of their own. I felt like their kids were my brothers and sisters and they were my mom and dad."

While grateful for the roof over his head and warmth of a loving family, Wilson was still an angry young man who missed his natural parents, three older sisters and two younger sisters.

"He was just angry about the situation he was in," Rose Bailey said. "He was angry about being separated from his family. He didn't understand the big picture. He didn't understand everything that he really didn't have control over his life.



“Your focus at that point is just to survive and get through today to get to tomorrow. At that age, can you concentrate on school? And especially for Junior, who is so close with his family ... that was very difficult.

“He persevered, and his success is on him, because he did not have somebody there, pushing him along, every step of the way. When his dad could finally come to one of his games, the smile on that boy’s face was priceless.”

As a diminutive high school quarterback, Wilson totaled 2,631 all-purpose yards as a senior at Port St. Lucie High School, including 1,029 yards passing with nine touchdowns; 824 yards rushing with 11 scores; 81 receiving yards, 132 interception return yards; and 565 kick/punt return yards.

And he received an athletic scholarship to Georgia State.

“He’s always been the underdog,” Rose Bailey said. “Our school was never the greatest football team. ... We had more losses than wins. But he did whatever he had to do in school and in college to fulfill his dream.”

Football, like his father said, was the ticket.

“All the way through my childhood, football was my escape route from reality,” Wilson said. “I turned to football to help with all my worries and uncertainties. Those few hours a day with football really meant a lot to me as I saw that as being a possible escape route from my situation.”

Georgia State, an urban school in Atlanta with aspirations to be a major program, did not field a football team until 2010 when Wilson was a member of the Panthers’ second recruiting class.

The Panthers worked their way from Football Championship Subdivision status during 2010-12 when they went 6-5, 3-8 and 1-10 before moving up to the top level of NCAA Division I, the Football Bowl Subdivision, in 2013, when they went 0-12.

But Wilson stood out from the crowd, beginning with his freshman year, when his 97-yard kickoff return against Alabama supplied the only points in a 63-7 loss to the Crimson Tide, through his senior year, when he finished his career with 6,235 all-purpose yards, ranking among the top 30 in NCAA history.

“I kind of knew what I was getting into,” said Wilson, who is a semester shy of a degree in, appropriately enough, sociology. “The first year was good and the following years were the build-up (to FBS). It was a great experience. I learned a lot from the school; the university was great. It turned out good for me, even the 0-12.”

Wilson, who owned the longest reception (93 yards), run from scrimmage (80 yards), kickoff return (100 yards) and punt return (62) in school history, was the first Panther to be invited to the NFL Combine and was signed quickly by the Chiefs as a free agent after the draft.



“He came to our rookie camp and gave us a spark and made us raise our eyebrows and say, ‘Let’s give this guy an opportunity,’” Chiefs offensive coordinator Doug Pederson said. “Right away, he was very explosive. You noticed his speed. You noticed his agility. And by putting him in the slot position, you saw him beat bump-and-run.

“It carried over into training camp. Sometimes in shorts, it’s one thing. But you put the pads on, and he carried it the same way. There was a long list of guys we were looking at for the slot position, and he kept emerging as one of the top guys at that position.”

Wilson made a big impression by returning a kickoff 65 yards against Cincinnati in the third preseason game and by catching a 1-yard touchdown pass against Minnesota in the third exhibition game.

“It was an opportunity that presented itself, and I took full advantage of it,” Wilson said. “From the time I woke up, I was learning to get better until the time I fell asleep. I was in my playbook, so I felt like I was taking care of business, doing what I had to do, being very coachable, just try and be as mistake-free as possible.”

A sore ankle kept Wilson out of last week’s game at Denver, and he might be inactive again for Sunday’s game against the Dolphins.

But he’ll at least see his parents, who still live in Fort Pierce, and his two younger sisters, Albertina, who is a senior in high school, and Porchee, who is attending an art institute.

Albert has been an inspiration to his sisters as well as others who have grown up in similar circumstances.

“I tell kids in tough situations ... me doing what I have done speaks for itself,” Wilson said. “If they read and see that it is able to happen that people can do it, that should be motivation enough.”



## **CAIRO SANTOS**

### **Faith, Family and Football - A Kicker's Story**

BJ Kissel  
KCChiefs.com  
September 3, 2014

It started from pure curiosity.

An exchange student, 4,300 miles from his home of Sau Paulo, Brazil, was asked to try kicking a football instead of a soccer ball.

At 15 years old, new Kansas City Chiefs kicker **Cairo Santos** left his mom, dad and sister in Brazil for an unknown journey to the United States.

It was a student exchange program that sent Cairo to St. Joseph Academy Catholic High School in St. Augustine, Florida.

Only a week before he left everything he's ever known—his family and the comfortable surroundings of his home country—it was only then that Cairo learned of the family he'd be staying with in Florida.

A family he'd later call his own and one that would help him through an unspeakable tragedy.

---

Tyler Burnett was an athlete himself—earning a scholarship to play basketball at Lynchburg College in Virginia.

Growing up as an only child, Tyler lived with his parents, David and Kathy Burnett, in St. Augustine, which sits 40 miles south of Jacksonville, Florida.

Tyler attended St. Joseph's Academy and one day, the school phoned his parents. They needed help.

Three exchange students were coming for the school year and there was no place for them to live. One of those students was Cairo.

The Burnetts agreed to take in Cairo, who was looking forward to the opportunity to play soccer at St. Joseph Academy, and Tyler admitted the language barrier was difficult at first between him and Cairo.

Cairo knew some English, but his accent was heavy and it wasn't something he was comfortable with at the beginning.



Out of pure curiosity on Tyler's part, one day he was out front playing basketball with some friends, and a simple request changed the trajectory of one 15-year-old's life, even if he didn't realize it at the time.

"My friend and I were training in my front yard, shooting and doing some drills," Tyler Burnett explained. "[Cairo] came out and he was just dribbling the soccer ball. I had a football there and we saw him kick it a little bit and we kind of said 'Hey. Can you kick this football down the road?"

"And so I held it for him. One of my friends went out to catch it for him and he just killed it. So we convinced him to go out for the team and that's how it all got started. It's kind of a funny story—kicking on the concrete."

The first time Cairo ever kicked a football was on a concrete street into the distance, simply because his host-brother was curious about how well this Brazilian soccer exchange student could kick a football.

What was supposed to be just one year away from his family with the exchange program in the United States suddenly became two years and then longer.

To this day, Cairo admits his life might be completely different had Tyler not asked him to do that more than 10 years ago.

"I'd probably be playing soccer somewhere," Cairo said. "I did have a scholarship to play soccer, so if I didn't, I don't know if I would have even come back for the two other years. Because of football, I decided to come back for two more years of high school. So maybe, yeah, I 'd still be in Brazil trying to play soccer."

Having never played American football before, Cairo knew after he agreed to play for St. Joseph that he had a lot to learn.

To learn the game, he turned to the most obvious teaching tool in any teenager's life—a video game.

"I went out and bought a Madden game for my X-Box," Cairo laughingly said. "That's how I learned the rules, the positions and the players."

His host-dad, or as he described, his "US dad," David Burnett, remembers a teenage Cairo for more than how he learned the sport he's now beginning a career in.

David recalls his first impression of Cairo when he showed up at his house so many years ago.

"A brave, young man," he said. "You could see he was nervous and scared, but we kind of respected right away his ability to handle everything."

"He was he's a pretty strong kid to leave his family and culture and come over here and not only stick it out, but obviously excel, which is what he did. He's just definitely always had this ability to



handle situations as they kind of fall. I think that's what makes him such a good kicker is the ability to handle pressure."

---

Before there was American football, game-winning field goals and athletic success in the United States, there was family in Brazil.

Cairo's sister, Talita, is just one year older and recalls Cairo always kicking a ball around when they were kids in Brazil and sometimes needing her help.

"I remember at our house when we were kids, he always kicked the ball into our neighbor's [yard]," Talita Santos said. "I remember that he would ask me to get the ball back because he already asked 1,000 times and the neighbor wasn't happy. He was always kicking the ball so high and my mom always joked that he was training to become a kicker."

Talita remembered the day Cairo left for the United States.

"I cried for a week," she said. "I never expected to miss him so much because we were kids and we were always fighting. But it was very hard because I only have him. It's very hard for everybody to be so far away from him, but we were very happy that he was happy about this new step of his life."

Even though he was 4,300 miles away in another country, Talita, along with their mother, Magalie, and father, Cairo Sr., found ways to stay in touch with Cairo.

"The first two months I had to Skype my parents and my sister a lot," Cairo said. "But then I got adjusted pretty quickly and English was getting better too. That was something that made me nervous a lot because I couldn't understand people that well."

Tyler remembers the day they picked up Cairo from the airport coming from Brazil. They got pizza and it didn't sit too well with Cairo.

"It was tough to getting used to eating when it's not your mom's food," Cairo said.

Sending your only sibling and son off to the United States in this exchange program wasn't easy for the Santos family, but after meeting the Burnetts, Talita said the family felt better about the situation.

"Kathy and David were very supportive," Talita said. "I think he learned a lot from them about becoming the independent man he is now. They were so great to him and we were relieved that he was in such a great place."

What started off as just a one-year exchange program and host family in Florida for Cairo later became much more.

Cairo's relationship with his sister was built over years together in Brazil.

"Cairo was always the nicest person to everybody," Talita said. "I was always the stressed-out sibling and he was always so kind to me and I love him. He's so good and when he went to the United States, he was so nervous because he's a shy person."

That shyness, combined with an unconfident grasp of speaking and understanding English, made for a tricky relationship early on with his host brother, Tyler.

"We started out talking here and there and it came to where we were friends, and then eventually turned into brothers," Tyler explained. "The more and more he learned English, he kind of grew out of his shell so he definitely is a really funny kid once you get to know him."

He grew out of that shell and kept excelling on the football field at St. Joseph Academy and was offered a full-ride scholarship to Tulane to kick for the Green Wave.

---

From kicking off of concrete to learning the rules of football from a video game, Cairo had come a long way to earn this opportunity at Tulane, and it's one he took advantage of.

Cairo kicked all four years of his college career, finishing with the best field goal percentage (.782) in school history. He connected on 61 of 78 attempts, also kicking off 190 times with 78 touchbacks.

In 2012, Cairo won the Lou Groza award, an honor given to the nation's best collegiate kicker.

Throughout his time at Tulane, Cairo found his way back to the family that had opened their home to him just a few years prior.

"He just never left to be honest," David explained. "He came back through college on breaks and holidays and the summer; he still had come and lived in our place because like I said, he's just like one of our kids."

Having two families was something Cairo enjoyed.

"It was great," Cairo said. "I Skyped them both throughout the weeks and whenever I had vacation or a fall break or anything, I went back to St. Augustine to be with my host family, so it was awesome just to have two families here that when I had bigger vacations, I'd go to Brazil."

"So to have two families, that's something that not a lot of people do and it's just awesome to have people that care about you."

During his junior year, along with the Lou Groza award, Cairo was named a consensus All-American, connecting on 21 consecutive field goals to finish out the season.



The NCAA record was 30 in a row—a record within reach for Cairo.

Then on September 15, 2013, midway through his senior year at Tulane, an unspeakable tragedy happened to the Santos family.

Cairo recalls that day.

“My mom usually calls me every Sunday from Brazil and I always talked to my dad and my sister on that Sunday call,” Cairo said. “My mom called me that night and I remember I was watching a football game—Sunday night football. I thought it was just a routine call to check on me and then she told me, ‘I have terrible news.’”

Cairo’s father, Cairo Santos Sr., who was a stunt pilot in Brazil, had been killed in an accident while performing a stunt.

Upon hearing the tragic news, David and Kathy Burnett immediately left for New Orleans to be with Cairo, who didn’t sleep at all Sunday night before meeting with his coaches at Tulane Monday morning.

They worked out a deal with the NCAA and flew Cairo home to Brazil to be with his family.

“It was very hard actually because I remember when my mom told me, she was a little bit nervous to tell Cairo because Cairo was in a good place in his school,” Talita said. “He wasn’t missing his field goals and his kicks.”

Cairo attended his father’s funeral on Tuesday.

On Thursday of that week, Cairo spoke with his coaches at Tulane, who told him to take as much time as he wanted before returning.

The team was set to play Syracuse that Saturday in New York.

“I said I wanted to play,” Cairo explained. “I want to go and do what my dad always told me to do. So I flew to Syracuse and continued my season.”

His host father, David, who back then and to this day considers Cairo a son, felt a responsibility to be there for whatever Cairo needed.

“You can never replace somebody’s biological parents,” David said. “But I’m trying to certainly step in and be that person to help him through the ups and downs of life.”

Against Syracuse, Cairo hit his first field goal, which brought him to 26 straight field goals, just four shy of the NCAA record.

But on his second attempt from just 32 yards, the kick was blocked and the streak ended at 26.





Less than a week after his father's funeral, Cairo traveled from Brazil to New York on a Friday and kicked on Saturday. Unfortunately, that was the day his streak ended.

But it showed everyone that playing football was more than just something Cairo was good at—it meant something more to him.

The next week at UL Monroe, Cairo hit a 56-yard field goal in a 31-14 win for Tulane.

A week later against North Texas, Cairo hit a 27-yard game-winner with five seconds remaining.

Then, for the third consecutive week, Cairo did something on the football field that served as more than a note in a box score for him personally. In the third overtime, Cairo hit a 42-yard field goal to win the game.

But those kicks were more than just game-winners; they were cathartic for Cairo.

"I remember the emotion I had after those kicks," Cairo said. "It allowed me to kind of see the light again and wanted to keep playing and keep doing it. So it ended up being a good moment in my life."

Talita recalls her father's pride for Cairo and how her mom helped keep them together.

"My dad was his number one fan and it was very difficult," Talita said. "But I think my mom is a very strong person. Her faith is very strong and I think this is what held us together. They are both my rock because they are very, very strong."

---

Through tragedy, there was triumph.

Years ago, when Cairo was making the decision between a football or soccer scholarship coming out of St. Joseph Academy, it was his father who pushed American football.

Cairo recalled his father's words.

"You're Brazilian, you've been kicking a ball since you're two years old—I think you can be more of a standout player there so I think you should pursue football."

The opportunity came for Cairo with the Kansas City Chiefs. He was signed as an undrafted free agent after a stellar collegiate career.

Back in May, when Cairo was getting ready for his first opportunity to show the Chiefs what he could do in OTAs, Talita and his mother came to help him pack for the trip.

"We helped him pack for Kansas City and he was very nervous because he was afraid that he was packing too many clothes," Talita said. "He was like 'Mom you're packing too much. I'm going to be



there for just a few months.' My mom said 'No. I looked at the weather there. Take everything you own.'

"A week later, he called us and he's like 'Mom. Everybody had just one suitcase and I had a bunch.'"

Through OTAs and training camp, Cairo battled with five-year Chiefs veteran Ryan Succop for the kicking job.

Ultimately won by Cairo, Talita recalls the moment she found out he had won the job.

"Actually when he told me, I was at a birthday party with all of his friends from Brazil," Talita said. "I told everyone and I was crying and everybody was hugging me. I was just like 'My little brother's in the NFL!' It's very surreal. But we were so happy about it and we couldn't be more proud of him."

Talita even found humor in the little things.

"He has his own Wikipedia," Talita joked. "I can't believe my little brother has his own Wikipedia."

But for Cairo, it's the memory of his father, not learning and excelling in a sport he knew nothing about, traveling 4,300 miles to be surrounded by people he had never met or deciding between the sport of his home country and one he learned from a video game, that means everything.

"We talked about how proud my dad would be at this moment," Cairo said. "And I know he is and he's watching me from a great place and proud of me. He was always a great fan, always loved to follow me. We talked about plans of if I did have a career here, then for my parents to move here and watch me from close.

"But to me, it's sad. It hurts that I can't share my proudest moment and the best moment of my life with such a person I admire my whole life. But I do it for him. I'm here every day working to be able to help my family, help my mom and one day bring her here and that's pretty much what I live for—my mom and sister."

Cairo's other father, David, recalled the tears in his eyes when he learned the news of Cairo winning the job, right before texting over 100 friends and family of the good news.

David said he was the first to get a Cairo Santos Chiefs jersey, buying one for both he and Tyler, and that he'll keep his nervous tradition of watching Cairo play.

"I stand up and I get nervous when he kicks," David said. "I always have. So when I go to go to a game, I tell people behind me, 'I know most of you don't like kickers but any kicks I have to stand up.' So, I can't sit down. I'll continue that tradition for sure."

For Cairo, it's simple.

"Every kick, I do it for my family."

## **CHASE DANIEL**

### **Business world suits Chiefs' Chase Daniel to a T**

Randy Covitz  
The Kansas City Star  
September 11, 2014

When the Chiefs took the field for warmups before their AFC playoff game at Indianapolis last season, they sported red T-shirts emblazoned with the words "Work to Win."

The shirts were compliments of backup quarterback Chase Daniel's burgeoning company, 10Star Apparel, as a means to galvanize the team and their fans, who were given the opportunity to purchase the same apparel as worn by the players.

Proceeds from sales of the shirts would be donated to charity each week, all the way to the Super Bowl.

"The shirts would have been a little stinky had we gone all the way," linebacker Derrick Johnson said with a laugh, "but we would have worn them."

The Chiefs fell short of the Super Bowl, but the T-shirts, like Daniel's business, were a success. Sales of the shirts raised \$2,500 for three different charities, and Daniel's teammates still wear them in the weight room and around the Arrowhead practice facility.

"For me, it's fun, it's a challenge," Daniel said of his dual career as QB and CEO. "I'm a business owner, and that's a lot of time and effort. I was a business major in college, so to actually take what I learned in college and to put it toward 10Star has been exceptional."

Daniel, who played in college at Missouri, began his Arlington, Texas-based company in 2011 in his hometown of Dallas as a subsidiary to B&E Industries, owned by an acquaintance, Brian Elliott.

B&E, now known as Allgoods, LLC, provides sweatshirts, T-shirts and other spirit wear to more than 10,000 high schools. Daniel was offered an opportunity to invest in the corporate side and print T-shirts for major companies. The business took off beyond his expectations.

10Star, operating in Allgoods' 250,000-square foot plant, has 300 employees, including 30 graphic artists, and prints 1.5 million T-shirts a year.

"We thought there was a niche in the market we could capture," Daniel said. "I've always been into clothes and fashion. We're not in the fashion business, but we're young men who know what looks good on a collared T-shirt or your team's shirts."

Daniel came up with the name 10Star, based on his longtime uniform number, and he brought in a high school friend and teammate, Aaron Luna, who was a business finance major when he played football and baseball at Rice before spending four years in the St. Louis Cardinals organization.

Within four years, 10Star has compiled an impressive client list that includes On the Border restaurants, 7-Eleven, the Texas Rangers and University of Missouri, and has a goal of \$1.5 million in sales this year, which would represent about 600 percent growth.

“We’re not a mom-and-pop shop down the street that can make you 12 shirts for a drop-dead price,” Daniel said. “We’re going to get you discounts on 1,000 T-shirts, 2,000 T-shirts, 3,000 T-shirts. We deal in bulk. That’s our business model.”

For example, Daniel said On the Border has 169 restaurants, and 10Star produces all the waiters’ T-shirts and plans to add the chefs’ coats, hats and aprons.

“You look at 7-Eleven, that’s a huge deal for us,” he said. “They’re in the process of revamping their employee on-line stores. There are 50,000 locations around the world, and they’re going to have access to our website. We’re in discussions with Sport Clips. They have 1,200 locations ... I want to shoot for the stars.”

Before embarking on their venture, neither Daniel nor Luna had any experience or background in the apparel industry.

“I had no idea what I was getting into,” Daniel said. “The more I researched it, the more I understood what (Elliott) was saying. ... We saw something that not a lot of people were getting their hands on, the corporate apparel market.”

In their first few weeks on the job, Daniel and Luna rolled up their sleeves and got down and dirty on the production floor, working at least two days in every department.

They followed T-shirts from the moment the design was printed on the screen, to how the screen went on the shirt, how it goes to the dryer and is picked, packed and shipped.

“The actual production of the T-shirt looks and sounds easy,” Luna said, “but to get the perfect print on the perfect spot every time ... when you’re doing an order of 1,500 units, making sure every one comes out exactly the same and the quality is consistent is more tedious than originally thought. ...

“You think, ‘Oh, that’s a cool design,’ but nothing really registers in your head how that was even made. It’s such a multistep process to get that print on your shirt with the printing of it being the final piece.”

During the football season, Luna oversees the day-to-day operation while Daniel tends to his duties with the Chiefs.

“I’m pretty picky with what happens within the company,” said Daniel, in his second season with the Chiefs. “I’m copied on every single email. So I can look down (at his phone), and at the end of the day have 25, 30 emails sent to me, and I know what’s going on with the company at all times.

“I’ve learned to manage my time during the season. Obviously football comes first. That’s why I’ve hired good people to help me.”



The only downtime for most NFL players is on “Victory Mondays,” if coaches reward the team with a day off from practice following a win, and on Tuesdays, which is a mandatory day off.

But win or lose, quarterbacks have no such luxuries. They’re in the facility on Mondays to go over game film from Sundays and work from 8 a.m. to 2 p.m. on Tuesdays, studying film of the upcoming opponent,

“After I get all my football work done, I get on the phone with Aaron and go over the weekly agenda,” Daniel said. “What the sales goals are, any major decisions that need to be made. Maybe it’s financial decisions: How much we want to spend on marketing. Do we want to take this client on? Some clients have a smaller need than others. Do we have time to do it? What are the next target accounts? Who do we want to go after next ...?”

“We have some really big corporations we’re working with on long-term contracts, and we’re growing. From last year’s fiscal year to this year, we had 2,000 percent growth, so we’re trying to handle the growth as we go.”

Though Daniel was a three-year starter at Missouri, leading the Tigers to a national No. 1 ranking at one point and to two Big 12 North titles, he went undrafted in 2009. He was signed and released by Washington and picked up by New Orleans, where he spent four years as Drew Brees’ backup before joining the Chiefs.

If anyone realized the importance of finding a career beyond football, it was Daniel.

“You can’t play forever, that was the notion for starting the company,” said Daniel, who is in the second year of a three-year contract worth up to \$10 million. “I’ve been blessed to play almost double the average amount of time in the league. I’m going into my sixth year. I wanted to have something set in place for when I walk away from this game. Hopefully, it’s not for another 10 years. ...

“So many guys in this league don’t really know when their time to get off the bus comes, but it’s going to come. It’s inevitable. whether you get cut, whether you retire, whether you get hurt, it’s going to happen. I wanted to be proactive and get out there and try to set myself up for life after sports.”



## **DEMETRIUS HARRIS**

### **Chiefs' Demetrius Harris could be a slam-dunk at tight end**

Randy Covitz  
The Kansas City Star  
August 15, 2014

**ST. JOSEPH** – Chiefs tight end Demetrius Harris couldn't resist temptation. He knew what he was about to do was illegal, but he still couldn't help himself.

After leaping high and hauling in a touchdown pass from Tyler Bray in practice this week, Harris, a converted college basketball player, soared even higher and slammed the football over the crossbar in a move former Chiefs tight end Tony Gonzalez made famous.

Starting this season, that celebration will cost a team 15 yards. But not on the practice field at Missouri Western in St. Joseph.

"That was my first time doing it, so I was doing it for the fans," said Harris, a former Division I basketball player at Wisconsin-Milwaukee. "I know I can't do it in a game, so I was just giving the fans some entertainment. The goal posts are for the fans. I just wanted to surprise them."

Harris, a 6-foot-7 power forward in college, gave the fans something to cheer about in the preseason opener against Cincinnati when he got open for a 30-yard completion from Bray on third and 9.

"I was kind of nervous," Harris said of his first NFL reception, "but I settled down, and was thinking, 'Act like it was a practice, and don't go through the motions. Go full speed, and if you mess up, still go full speed.' I just let myself go."

Harris spent all of last season on the Chiefs' practice squad, and the club was curious how he would perform in a game under the lights, in front of a big crowd and against hard-hitting linebackers and safeties.

"The guys were teasing him a little bit," said Chiefs tight ends coach Tom Melvin. "They were saying, 'OK, you haven't been tackled by an opponent yet. Your teammates aren't going to take a shot because you're going to take care of each other ...'"

"But he stood up, and shoot, he got 4 yards after contact on that. He's running hard. ... It's incredible what the young man has done to get himself to this point."

Harris had an offer to play football and basketball at Arkansas State after graduating from Jacksonville High School in a suburb of Little Rock. Though football was his first love, Harris played two years of basketball at Mineral Area (Mo.) College before transferring to Wisconsin-Milwaukee,



where he was spotted in a game three years ago by Chiefs general manager John Dorsey, who was working for the Packers at the time.

After Dorsey came to Kansas City last year, he placed a call to Harris, who was about to sign a contract to play professional basketball in Europe.

Harris thought someone was pulling a prank.

“It was like, it can’t be real,” Harris said. “It was around April Fool’s Day, and I thought somebody’s got to be playing a trick on me. I’ve got a friend, and he likes to play like that, and I thought it was him. But I said, if someone calls again, he must be serious. I got another call, and football was my first love. The following week I had a tryout.”

Had Harris been ready to play, there would have been an opportunity for him last year, especially after the oft-injured Tony Moeaki was released, third-round draft pick Travis Kelce missed all season because of a knee injury, and starter Anthony Fasano missed seven games because of injuries.

Instead, while Harris learned the nuances of the position, Chiefs brought in a series of backup tight ends such as Sean McGrath, Richard Gordon, Dominique Jones and Kevin Brock. McGrath has since retired, and Jones and Brock did not return, giving Harris — now 30 pounds heavier at 230 — plenty of opportunities to play alongside Fasano and Kelce.

“The transformation he made in the offseason,” said Melvin, “from the strength and conditioning part of it, what the strength coaches did with him, and the time he spent catching footballs and running routes, he’s a football player now.”

Kelce, who is 6 feet 5 inches, also had a big game against Cincinnati last week, catching two passes for 73 yards, including a 69-yard catch-and-run for a touchdown.

“Because Harris and Kelce are big bodies who can get out in space ...” Melvin said, “the bigger you get, tight ends have a little bit harder time playing in space, but those two guys are unique in that regard.”

Harris is aware of the legacy of Gonzalez — a former college basketball and football star — who had a Hall of Fame career in Kansas City, as well as the other combo basketball/football players such as Antonio Gates, Jimmy Graham and Julius Thomas.

“I like all of their games,” Harris said. “I’m just trying to grab everything from them and put it into mine and be better.”

Even if he’s listed behind Fasano and Kelce on the depth chart, Harris has carved out a spot for himself on special teams. He made key blocks on both the 65-yard kickoff return by Albert Wilson and De’Anthony Thomas’ 80-yard punt return for a touchdown against Cincinnati.





"I'm way more confident than I was last year," Harris said. "I don't want to say cocky, but confident. I know a lot more. Last year I came in and really didn't know and was second-guessing myself. Now, I'm going out there with confidence and doing everything full speed and know what I'm doing."



## **HUSAIN ABDULLAH**

### **Faith comes before football for KC Chiefs safety Husain Abdullah**

Sam Mellinger  
The Kansas City Star  
July 25, 2014

The organized chaos of an NFL practice surrounds Husain Abdullah, and he is tired. His legs feel heavy. This is such an important time for Abdullah. He's never had an opportunity like this before, and he can't be sure if an opportunity like this will ever come again.

But, man. He is exhausted. He sees a teammate open a bottle of Gatorade. That would help, if he could drink it. But even water is off-limits for Abdullah, who is competing for the Chiefs' starting safety spot opposite Eric Berry.

A nap is as good as it gets for recovery during his 13-hour workdays, much of them spent in the July heat with no water. Abdullah is a professional athlete with potentially millions of dollars at stake showing the sports world a whole different meaning of the word sacrifice.

Husain Abdullah made a pilgrimage with son Jalaal to Mecca, Saudi Arabia, in July. | Instagram photo courtesy of Husain Abdullah

"I do it for God," he says. "I don't do it to say I'm a tough guy. Trust me, when it's not the month of Ramadan, I am *not* fasting and playing football. You do it for the sake of God, and for me, God comes before anything."

As a practicing Muslim, Abdullah does not eat or drink from sunrise to sunset during Ramadan, which this year runs from June 28 through Monday. If he needs it, he'll occasionally rinse his mouth or splash water on his lips.

Trainers give him cool towels to put on his head and neck during breaks. They open the cafeteria at Missouri Western State University, site of the Chiefs' training camp, at 4 every morning and help Abdullah plan what to eat and drink when the sun is down to be as safe as possible when the sun is out. He eats a big meal just after sunset, and another just before sunrise. In between, he wakes up for a protein shake. Any little bit of nourishment helps.

Abdullah is working with NFL Films on a piece about his religion and football. He hasn't always liked the extra attention, but now he welcomes the opportunity to talk with teammates or others who are curious about his faith. For many of them, Abdullah is the first Muslim they've met.

If he can break down stereotypes, Abdullah is happy to do it.

He didn't know in the beginning that he was breaking stereotypes not only for Muslims but for football players in general.



\*\*\*

The football world can be cruel on many levels. It is insular and often dismissive of those who don't devote their entire selves to the cause.

This is still a culture that promotes workdays that are longer than necessary, especially among coaches. Talking about time away from family while grinding and sometimes sleeping in the office is like a badge of honor for many. Ryan Fitzpatrick, the quarterback now with the Texans, has talked about his Harvard education being seen by some teams as a negative — he has options outside of football.

All of which makes it remarkable that Abdullah is so plainspoken about where football fits for him.

"It can consume your life, right?" he said. "But for me, it's not like, 'This is it.' For a lot of people, when football is snatched away, it's like, 'What do I do with my life?' So, I mean, for me just to be able to know there's more to life than just football, that's very important."

Abdullah, who turns 29 Sunday, made that clear two years ago when he walked away from the sport at what should've been his athletic peak. Abdullah was with the Minnesota Vikings at the time, playing mostly on special teams, and knew that giving up football for a year might turn into giving it up forever.

But he and his brother, Hamza, then a safety for the Arizona Cardinals, took their parents to the holy city of Mecca anyway. The hajj is the Fifth Pillar of Islam, a pilgrimage that all Muslims are to make once if they have the health and wealth.

This was a life-changing decision, and those are rarely simple. Abdullah says he left football and made the hajj for a lot of reasons. He and his brother wanted to be sure their parents experienced it, too, and each felt an undeniable pull.

They could have waited until after their playing careers, but there are no guarantees. For Abdullah, in particular, he says he "yearned for" and "needed" to go. It's one thing to read about a place. It's quite another thing to see it firsthand. He says that being Muslim means submitting your will to God, and this "wasn't always my walk."

He needed to get that part of himself right.

"Now, I feel like I can call myself a Muslim," he said.

\*\*\*

Abdullah is popular within the Chiefs organization. General manager John Dorsey signed him to a one-year contract last year after a one-on-one meeting, and said, "I like his soul."



If there were ever concerns about Abdullah's commitment to football, they've been buried under his 18 months of being a model teammate. Abdullah works hard, studies long and is making connections in the game that could someday help him achieve his goal of joining a front office after retirement.

As we've seen with the drama between Chris Kluwe and the Vikings, a disagreement centered around alleged homophobic attitudes, NFL locker rooms can be brutal and vile. Abdullah has no complaints.

"Everybody's gotta have thick skin," he said. "We joke about everything. But nobody gets out of line."

Abdullah isn't a great athlete, at least not by NFL standards, but makes up for it with anticipation and preparation. Berry, for instance, often praises Abdullah's understanding of the defense and ability to be in the right place at the right time. Those are the biggest reasons the Chiefs gave Abdullah a two-year, \$2.27 million contract as the favorite to replace Kendrick Lewis as their starting free safety.

All of this means that Abdullah has a substantial platform. He's trying to use it as best he can while balancing the need to remain himself. He took his son Jalaal to a Ramadan sports festival in Qatar earlier this month, leading a football clinic and speaking on the balance between his faith and football. Last fall, he spoke to kids at the Islamic Society of Greater Kansas City. He hopes the piece he's shooting with NFL Films can help change the way people view those around them.

An interesting point on that, though. Most people tend to think the stereotypes Abdullah is knocking down are about Muslims. And that's certainly part of it. Abdullah grew up with 11 brothers and sisters, but outside of his immediate family, he didn't know many other Muslims. Part of him had to be reassured about the meaning of his religion.

Without intending it, Abdullah is also knocking down some stereotypes about football players. A lot of players talk about their interests outside of the sport. Linebacker Tamba Hali has a music label, for instance, and quarterback Alex Smith is a nationally recognized philanthropist, particularly known for helping foster kids.

It's just that those other interests are usually presented in the context of football paying the bills. You'll often hear guys say that football has to come first in order for these other opportunities to be there.

With Abdullah, it's the complete opposite.

He is who he is because of his religion, and he's shown in the clearest terms possible where those priorities rank. In that way, Abdullah is a stark counter to the obsessive culture in which he works. This is him, fully and authentically, and he doesn't think he'd be a probable starter in the NFL doing it any other way.



The water can wait.

"I absolutely love football," he said. "Absolutely love it. Eventually, this game is going to end. Whether I can't perform, or my body can't take it anymore, whatever, this game is going to end for me. But I'm still going to have life after that.

"Islam is a way of life. We believe in the hereafter. We believe in paradise. We believe in hell. Worshipping God is going to last all of eternity, and football is not. So when you look at it like that, football has to come after this."

## **JAMES-MICHAEL JOHNSON AND JOSH MAUGA**

### **Chiefs linebackers Josh Mauga, James-Michael Johnson rekindle their college days**

Randy Covitz  
The Kansas City Star  
September 9, 2014

James-Michael Johnson didn't have to look far to find a linebacker to emulate when he played at the University of Nevada.

Josh Mauga was the man. Johnson, as a redshirt freshman, patterned himself after Mauga, from how he studied film to how he smashed running backs and sacked quarterbacks, before joining him in the Wolfpack lineup.

Now, Johnson and Mauga are together again. But not exactly according to plan.

Johnson, in his second season with the Chiefs, will step into the role vacated by Pro Bowl inside linebacker Derrick Johnson, who is out for the season after suffering a ruptured Achilles tendon in the season-opening loss to Tennessee.

Mauga, a five-year veteran who joined the Chiefs at the start of training camp, took over at the other inside spot in the base 3-4 defense and had eight tackles against the Titans in place of Joe Mays, who is out at least six weeks after undergoing wrist surgery.

Chiefs fans — and even their own teammates — may not know much about either linebacker. Though it's been six years since they played together, Johnson and Mauga hope their familiarity with each other will help them plug up the teeth of the defense, starting Sunday at Denver.

"It's great knowing each other," Mauga said. "We can communicate a lot better, just knowing each other from the past to now. We can get out the calls. ... We know where each is playing, because we've switched off playing each position (in preseason)."

Mauga, 27, and Johnson, 25, are both on the rebounds in their careers.

Mauga, the Western Athletic Conference leader in tackles through Nevada's first seven games in 2007, suffered a knee injury that kept him out of action until he posted 11 tackles in a bowl game against New Mexico. He then had knee surgery, went undrafted and sat out the 2008 season before signing as a free agent in 2009 with the New York Jets.

After spending his rookie year on the practice squad, Mauga appeared in 29 games for the Jets, mostly on special teams during 2010-12, before he missed all of 2013 with a back injury and was released. Because he was familiar with defensive coordinator Bob Sutton's system with the Jets, the Chiefs signed Mauga on the first day of training camp.



"I wasn't sure what would happen to me, if I'd get a second or third chance," said Mauga, who wasn't cleared to play until last June. "Luckily, the Chiefs gave me a call. I never wanted to settle for being the injured guy and not being able to play because of that.

"Knowing Bob, knowing his defense, made the transition a little easier. There's playmakers all over this defense. It makes me want to get out there and step my game up and try to be one of those playmakers."

Johnson, who took Mauga's spot in the Nevada defense as a sophomore, was a fourth-round draft pick by Cleveland in 2012 and started eight games as a rookie before going on injured reserve with a knee injury. After a new front office and coaching staff took over in Cleveland last season, Johnson was released in the final roster cutdown, and the Chiefs, who had first call on waived players, quickly claimed him.

Johnson appeared in all 16 regular-season games for the Chiefs on special teams and started the regular-season finale at San Diego, making nine tackles, breaking up one pass and sacking Chargers quarterback Philip Rivers. He participated in 76 snaps on Sunday against Tennessee — 49 on defense after Derrick Johnson was injured and 27 on special teams.

"We thought JMJ was a good, solid linebacker," Chiefs coach Andy Reid said. "We felt that he had been better in the (nickel), so that's where we used him a little bit last year, and we had started using him in that position this year. But we do feel like he can step up and if he needs to play more, then he'll play more."

James-Michael Johnson realizes he's stepping into the shoes of Derrick Johnson, a three-time Pro Bowler, former team MVP and arguably the best defensive player on the club.

"You can't replace DJ," Johnson said. "I'm not going to try to be Derrick Johnson. I'm going to be the best James-Michael Johnson I can be. All I can focus on is waking up every day trying to be better than I was the day before."

Reid is hopeful Derrick Johnson will serve as the same role model for James-Michael Johnson as Mauga did back at Nevada.

"DJ is a great example," Reid said, "he's not going anywhere. He'll be around, too, so he can continue to be a good influence for these guys."





## **KEVIN VICKERSON**

### **Kevin Vickerson wants to prove he's healthy, bring attitude to Chiefs' defense**

Terez Paylor  
The Kansas City Star  
September 10, 2014

The Chiefs' newest defensive lineman was asked a familiar question Wednesday, one he knew was coming but was a tad frustrating.

Are you healthy?

"Man, look — yeah," Kevin Vickerson said, intently. "And I'm gonna show the world that I'm healthy.

"I'm glad to be here, I'm glad I got the opportunity ... It's just, that's been a question that's been circling (me), just 'Are you healthy? Are you healthy?' I'm healthy, yes."

Vickerson, 31, was a four-year starter in Denver who was released by the Broncos in late August. He logged 22 tackles and a sack in 11 games last season before he was placed on injured reserve in November because of an injured hip.

He returned after Denver's Super Bowl run but was released during the final cuts of camp despite logging five tackles in the Broncos' last preseason game.

"Life in the NFL, that's all," said Vickerson, who appeared in all 16 games for the Broncos in 2012. "That's all I was trying to do, just go out and play hard and show that I was healthy. Business is business."

Now he finds himself preparing to face his former team on Sunday, the continuation of a strange trend for the nine-year veteran, who is playing for his fifth team.

"That's crazy because every time I've went somewhere else, I've always played my former team the first game," Vickerson said. "I got traded from Tennessee to Seattle, ended up playing Tennessee the first (preseason) game (in 2010). Got released by Seattle, got picked up by Denver, ended up playing Seattle the second game (in 2010).

"Same thing, seen it all before. Game don't change."

Vickerson's extensive experience is a major reason the Chiefs decided to bring in the 6-foot-5, 328-pounder after defensive end Mike DeVito suffered a season-ending injury.

In Mike DeVito's absence, Chiefs coach Andy Reid initially said Monday that they planned to lean on defensive ends Jaye Howard and Vance Walker, the latter of which signed a three-year, \$13 million



free-agent contract this offseason. But Reid also hinted that they would explore outside options, and on Wednesday, Reid explained why they settled on signing Vickerson.

“He was somebody we were very concerned about last year when we played them,” Reid said. “I told him (that) when he got hurt, I felt bad for him ... but I can’t tell you I was the saddest guy in the world because he’s a pretty substantial load there and a good football player.”

Last year, Vickerson posted a Pro Football Focus grade of negative-9.0, which ranked 56th out of 69 NFL tackles who logged at least 25 percent of their team’s defensive snaps. It was a departure from the prior season, when he logged a grade of negative-2.0 in 2012 in 135 more snaps.

But Vickerson’s run-defense grade of 1.3 ranked 28th, and his run-defense grade of 1.2 in 2012 ranked 18th out of 85 qualifying tackles.

Vickerson touted his run defense as a strength when asked what the can Chiefs expect of him in the absence of DeVito, who ranked fourth among 45 qualifying 3-4 defensive ends with a run-defense grade of 16.2 last season.

“Being physical, just being myself,” Vickerson said. “Being dominant against the run ... and coming in with an attitude, man, giving this team that attitude. I definitely play with a chip on my shoulder and that’s how I’m going to approach my season.”

Considering the constant questions about his health, it’s a solid bet that that chip won’t be getting any smaller any time soon.

“I’m trying to get another year on my deal,” Vickerson said. “At the end of the day, that’s my business part of it. It’s me trying to get some more years to take care of my family. So I’m going to play my (brand of) ball.”



## **KNILE DAVIS**

### **Chiefs running back Knile Davis shows he's more than just the next man up**

Sam Mellinger  
The Kansas City Star  
September 21, 2014

**MIAMI GARDENS, FLA.** – Knile Davis just played the game of his professional life. He must be sore, but there is no telling. He must be proud, but you would not read it in his body language.

Really, the only way you'd know that Davis did anything out of the ordinary is that there are a dozen or so reporters waiting around his locker after the Chiefs' 34-15 win over the Dolphins here Sunday.

He'll talk in a second, but first, Cyrus Gray asked to borrow something that Davis packed away already, so he walks to the middle of the locker room to look through a pile of bags ready to go on the bus. After seeing the reporters waiting, and Davis struggling to find it, Gray calls him back.

Don't worry about it, man. OK, Davis says. He comes back, and talks to reporters about what was nearly a historical day after carrying the ball 32 times for 132 yards and a touchdown.

Davis did more than just power the Chiefs to their first win going into the schedule's toughest three-game stretch. He must've changed the way he's viewed around this team, and in the process, made an important case for general manager John Dorsey's drafting him.

"Thirty-two times," Davis says. "That's not a normal day for anybody."

In the 55-year history of the Chiefs, only seven men had carried the ball that many times. They are stars, almost exclusively, guys like Priest Holmes, Marcus Allen, Larry Johnson, Christian Okoye and Jamaal Charles.

Davis' turn, of course, came because Charles did not play a week after suffering a high-ankle sprain. An All-Pro goes out, so of course his backup rushes for more yards than all but one other NFL back on Sunday.

Next man up, indeed. All week, his teammates used that phrase so many times their interviews could've been done with one of those internet soundboards.

How do you make up for Jamaal not playing?

*Next man up.*

How much will not having your best player affect you on the road?



*Next man up.*

How would you deal with ISIS?

*Next man up.*

That phrase carries much more credibility now, whether Charles can play next Monday night against the Patriots or not. This is two difficult road games in a row where Davis has been a valuable help. He had 28 touches and 105 total yards with both of the Chiefs' touchdowns last week, and now more rushing yards against the Dolphins than Charles had in all but one game last year.

Let's be clear: Davis is not Charles, and it would be absurd to say that. Among other things, Davis still needs to earn trust with the ball. He put it on the ground twice Sunday, losing one fumble, something he openly acknowledges he needs to fix. He's also not as good blocking as Charles.

But along with a big day from Joe McKnight — six catches for 64 yards and two touchdowns — the Chiefs are showing they can still move the ball and score points without (by far) their best and most important player.

By all indications, Charles was close enough to playing here that you would think he'll be OK in eight days. But with the freak foot injury in the preseason, and his limited usage in the opener against the Titans, it's fair to wonder if he'll be 100 percent. Proving they can score 34 points (with no defensive takeaways) without Charles is a major step for the offense and team.

It's also significant on a deeper level, and one that goes beyond the day-to-day and week-to-week.

Davis was the third player drafted to the Chiefs by Dorsey last year, the 96th overall pick. Along with tight end Travis Kelce (another touchdown on Sunday) and even Eric Fisher (who continues to show progress, despite horrendous grades on Pro Football Focus) Davis is giving the Chiefs some much-needed production out of Dorsey's first draft class.

Even with the turnaround from 2-14 to the playoffs last year, Dorsey has taken criticism for his draft classes. Fisher made for an awkward first overall pick, but it's also worth noting that nobody taken at the top of that draft has done much. Kelce missed, basically, all of last season.

The criticism is fair if draft classes are judged on immediate results, but there are signs that the Chiefs will get value in the long-term. Fisher remains Dorsey's most visible pick, and if he becomes a good left tackle it will change the view on everything else.

But there are other positive spots here in a season that's still most effectively viewed for the long-term. Not just Davis, Kelce and Fisher. Dee Ford, this year's first-round pick, made an impact for the first time with the Chiefs, most notably beating his blocker and hitting Miami quarterback Ryan Tannehill's arm on a third-down pass.



Phillip Gaines needs to do it at cornerback, but he made some nice plays on special teams. The coaches think they have some ways for De'Anthony Thomas to shine. And Zach Fulton is starting on the offensive line.

The Chiefs still have some obvious holes, particularly with their receivers, along the offensive line and in the secondary. But when Dorsey was hired before last season, one of the biggest roster problems was vertical, not horizontal. The top of the Chiefs' roster was strong, but the middle and especially the bottom were fairly terrible.

That seems to be changing, evidenced by a close loss at Denver and now an impressive win at Miami without stars like Charles, Eric Berry and Derrick Johnson.

Davis has been a critical part of that, but along with what we've seen from other Dorsey draft picks these first three games, also represents what should be an improving public opinion of the Chiefs' last two draft classes.

For a Chiefs team still balancing the short- and long-term, that might be the best news of all to come out of South Florida on Sunday.



## **RON PARKER**

### **Chiefs' Ron Parker hopes to be a quick study at an old position**

Terez Paylor  
The Kansas City Star  
September 20, 2014

**KANSAS CITY, Mo.** – Ron Parker crept up toward the line of scrimmage. He saw the personnel — two receivers, two tight ends — and noticed Denver receiver Demaryius Thomas lined up in the slot, toward the boundary.

Based on his film study, Parker — a cornerback who was playing safety on Sunday for injured starter Eric Berry — knew this was not normal.

“They don’t use him in the slot very often, but when they do, it’s for a reason,” Parker said.

So Parker assumed an out route was coming. From there, he used his aggressiveness and physical gifts — he ran a 4.36 40-yard dash before the 2011 NFL Draft — to avoid a pick, sprint to Thomas and haul him down for only a 1-yard gain on a crucial third down.

“I kind of had an idea it was coming,” Parker said with a grin.

Parker, who entered the game for Berry early in the second quarter of the Chiefs’ 24-17 loss, finished the game with a team-high seven tackles. That isn’t bad for a guy who hasn’t played safety full-time since his final season at Newberry College in 2010, when he racked up 59 tackles and led the South Atlantic Conference with five interceptions and three fumble recoveries.

But with Berry listed as out because of a sprained ankle for the Chiefs’ game at Miami on Sunday, it would appear the 6-foot, 206-pound Parker is the next man up at the position, even though this is the first week he’s spent all week practicing at safety.

“He’s kind of done a little bit (of safety work), even back in OTAs,” Chiefs coach Andy Reid said.

“He’s been in a dime-type package the whole time, so he’s had the experience back there from that.

“But actually in there, this would be the first week he’s done that, the whole thing.”

But while Parker got a few reps at safety when the Chiefs practiced with six defensive backs on the field, Reid said turning to Parker wasn’t a difficult decision when Berry got hurt Sunday.

“I mean, he’s a gifted guy,” Reid said. “When this happened, that was an easy move.”

Chiefs defensive coordinator Bob Sutton said the 27-year-old Parker, who the Chiefs claimed off waivers from the Seahawks shortly before last season, caught his eye last season in limited playing

time. Parker racked up 17 tackles, three pass deflections, two interceptions, a forced fumble and a sack in only 95 defensive snaps.

“Ever since we’ve had him, he’s kind of had a natural ability to make plays, whether we use him as a blitzzer or whatever,” Sutton said. “He’s just always had that knack.”

Even at cornerback, a position Parker didn’t start playing until the pre-draft process. But on Thursday, even Sutton said that Parker has “natural skill-set” at safety.

“You’re more like a center fielder in baseball — when it comes off the bat you can go get it,” Sutton said. “He’s showing those skills.”

On Parker’s lone interception of the preseason, he was lined up at cornerback in off coverage, which allowed him to essentially function as a safety. He ran under a deep heave by Minnesota’s Matt Cassel.

“I like to be the one in the deep middle just roaming the field,” Parker said. “I do a good job of playing the ball in there, so with me being back there, I think I can help the defense a little more.”

Parker did plenty of that on Sunday, when the Chiefs seemed equally comfortable with him playing single-high coverage, as they did with their other starter at safety, Husain Abdullah.

But while Parker has shown an early aptitude at a once-familiar position, he knows he still has plenty of work to do. Just like they did with Berry, teams are going to try to tempt Parker to bite on a square-in route while having another receiver run a post route behind him.

Really, that’s just the tip of the iceberg when it comes to the things Parker is going to have to snuff out in the name of eliminating big offensive plays. But Sutton is optimistic Parker will become more comfortable and familiar with more work at safety.

“The things that are going to help him is the more comfortable he gets back there, the more familiar his break time — that’s what’s going to increase,” Sutton said. “There’s no substitute for being back there to do that.”

For his part, Parker wants to improve his knowledge of the system — “I want to know what every man is doing on the field next to me, assignment-wise,” he said — and added that his tackling also needs to improve.

“I’ve got to get back in my mind that I can come back and have a safety mentality where you can come downhill and just hit,” Parker said.

That’s not to say Parker was bad at that on Sunday. According to Pro Football Focus, he missed only one tackle, and Sutton made it clear that as a whole, Parker has a chance to help his team at once-familiar position.





“He’s got an opportunity,” Sutton said. “If he keeps working, he’d be a pretty good safety.”



## **TAMBA HALI**

### **Chiefs' Tamba Hali has high expectations for 2014 season**

Randy Covitz  
The Kansas City Star  
July 24, 2014

**ST. JOSEPH** – Chiefs outside linebacker Tamba Hali reported for his ninth training camp on Wednesday afternoon, and the expectations are no different than the first eight.

“Our goals are set,” Hali said on the eve of Thursday’s first full-squad practice. “There’s only one goal we set ... to get to the championship game. That’s our mind-set.”

The Chiefs’ 2013 season ended with a disappointing 45-44 loss at Indianapolis, and Hali said, “What happened in the past, you can’t do anything about it, we just have to build on it. Coming out here and working hard and listening to our coaches. They’re putting us in this position to have success again.”

Hali and fellow outside linebacker Justin Houston tied for the team lead with 11 sacks last season, and Hali was eager to resume working with Houston, a fellow Pro Bowler who sat out the entire off season in hopes of getting a contract extension.

“From what I hear, he’s going to be here,” Hali said. “We’re going to get it rocking again — Sack City. Whatever happened in the offseason, we put all of that behind us. He’s here to play football just like every other man. That’s our concern — get to that quarterback.”

Hali, 30, said he is as excited for this season as any he can remember.

“To keep doing it with one team, I can’t ask for any more,” Hali said. “It’s been a dream come true. I’m living the American Dream, as they say. Again, this is a business job and a production business. We have to get out there in the heat and get ready to win some football games.

“In two weeks, we’re going to play a (preseason) game. In a month, we’re going to be playing games that are going to count ... ”

Hali and Houston also will be joined by first-round draft pick Dee Ford, who is expected to continue the Chiefs’ pass rush tradition.

“We’re going to have fun out here,” Hali said, “but at the end of the day, we all remember what happened in that playoff game. That’s what has to carry us, the rookies, the veterans ... throughout the year.”



## **TRAVIS KELCE**

### **Keep an eye on Chiefs rising star Travis Kelce**

Tom Pelissero  
USA Today  
September 13, 2014

**KANSAS CITY, Mo.** – Kansas City Chiefs safety Eric Berry doesn't compare teammate Travis Kelce to New England Patriots star Rob Gronkowski.

Berry has covered Kelce enough in practice – or at least tried to cover him – to say the 6-foot-5, 260-pound former quarterback doesn't compare to any other tight end in the NFL.

"Nah, he's a different breed. For real," Berry told USA TODAY Sports this week. "He's big, he's got speed and he's got moves. He's got a lot of swag about his play. He doesn't do it like how it says in the book."

In the locker room and around the NFL, people are waiting for Kelce to break out. He's too gifted and the Chiefs need playmakers too badly for him to stay a part-time player long, even as Kelce, 24, continues to work his way back from microfracture knee surgery 11 months ago.

Kelce played just 18 snaps in last week's opener against the Tennessee Titans. But that was enough for Alex Smith to target him five times, completing three for 49 yards, including a corner route for 27 that left veteran linebacker Kamerion Wimbley stumbling to catch up.

"I grew up in Cleveland watching Kamerion Wimbley (with the Browns), so it was funny just going up against him and then burning him deep," said Kelce, whose older brother Jason plays center for the Philadelphia Eagles.

"I feel like I have the playmaking ability to get things going here soon. Whenever I get the ball in my hands, I just try to get the thing as north as possible and get in the end zone."

A third-round pick out of Cincinnati last year, Kelce didn't even play tight end until 2011, after serving a yearlong suspension for violating team rules. That might be part of why he – in Berry's words – "puts his own little flavor on" everything he does at the position.

Kelce says he still thinks like a quarterback, visualizing the entire concept of every play and trying to get someone else open when he's not. He says he's comfortable with everything he's asked to do athletically and in pattern. But this is still just his third full season as a tight end.

"He's a guy that's learning," Chiefs offensive coordinator Doug Pederson said, "and he's a guy that mentally we are going to put in certain situations and build a package around and give him 'X' amount of plays a game, and it's just through his growth and his maturity that, the more he can handle, the more obviously he'll step on the field."



The comparisons to Gronkowski are inevitable. They have similar frames. Both ran the 40-yard dash in the 4.6 range coming out of college. Both can handle themselves inline in addition to threatening defenses as receivers from a detached position.

Kelce knows he's a long way from deserving mention alongside one of the league's premier matchup threats, though. Right now, he's a second-stringer behind veteran Anthony Fasano. And Kelce admits he doesn't feel back to normal following the surgery last Oct. 8.

"Physically, I've changed," Kelce said. "My upper body has gotten to pretty much the strongest I've been, and then my lower body, I'm still trying to catch up. But I'm pretty sure by the time midseason rolls around, I should be back to where I should be."

Once that happens ... watch out.

"He's very smooth," Berry said. "He runs good routes, and not just on the field. We also train together (in Florida in the offseason). Off the field, he works hard. He works very hard. That's what a lot of people don't see. He puts the time in. I'm excited to see what he can do."



## **ZACH FULTON**

### **Player Profile: Chiefs Rookie Zach Fulton**

BJ Kissel  
KCChiefs.com  
July 22, 2014

Those who know him best describe him as quiet, polite, observant and motivated.

This “gentle giant”, who credits his father with the shaping his character, seems like your everyday guy when he’s not between the white lines.

But after the simple act of putting on a helmet, things change and this oft-silent giant turns into something entirely different.

Growing up south of Chicago, Kansas City Chiefs rookie offensive lineman Zach Fulton attended Homewood-Flossmoor High School, which sits about 30 miles from downtown Chicago.

Always having had the dual personalities, Fulton describes the changes that occur when the chin strap snaps into place.

“Just putting the helmet on, just brings out a monster,” Fulton said. “It’s time to fight, that’s all it is.”

At 6-foot-5, 323 pounds, Fulton possesses the size and tenacity to play in the trenches.

Chiefs area scout Pat Sperduto saw the same thing during Fulton’s time at the University of Tennessee.

“He is a big, strong man,” Sperduto said. “Very physical, plays the game hard. Anything in his way, he’s going to try and crush.”

The head coach at Homewood-Flossmoor during Fulton’s time there, Kenneth Smith, routinely saw both sides of him, but admitted that while the “monster” side of Fulton is getting a lot of attention right now, the other side of him is equally as impressive.

“From a physical standpoint, he’s always been a massive human being,” Smith said. “But he has a wonderful personality that draws people into him. So he was the type of player that everyone loved to have as a teammate and the type of kid that every coach would love to coach.”

Fulton said his father was the person most responsible for shaping his character, explaining the lessons he learned from watching him as a kid.

“He was always dependable,” Fulton said. “I never expected anything from anybody. He just taught me how to be a good man and that everything would work itself out, and that’s what I live by.”

When trying to determine the catalyst for his transformation on the field, Fulton could only venture to guess that it comes from a desire to help those closest to him.

“Growing up I didn’t have a lot, I just want to be a person my family can depend on,” Fulton said. “Provide for them and take care of them.”

One of Fulton’s assistant coaches at Homewood-Flossmoor, Michael Patterson, whom Fulton describes as probably having the biggest impact in bringing him along as a prep football player, believes in Fulton’s ability to pick things up quickly.

“He’s very quiet, but he’s very observant and he’s always listening,” Patterson said. “When you tell him what you want him to do and how he is going to succeed, he’s going to go above and beyond those expectations.”

Patterson remembers watching Fulton as a freshman back at Homewood-Flossmoor, knowing it was only a matter of time before this slightly uncoordinated monster of a teenager would come into his own. He just needed some development, and it was during Fulton’s sophomore year that Patterson was finally able to start working with him.

“We stripped everything down from his stance to his hand placement,” Patterson said. “He responded in a way that every coach hopes for. When you got him on the field, whether it was just reps in practice or in the game, he had the same level of attack in every single drill and every down he was on the field.”

In addition to it beginning to click on the football field, Patterson also believes that Fulton’s dedication to the weight room helped push him to where he’s at today.

Even if that meant Patterson was late for dinner a few times.

“In addition to my coaching responsibilities, I also ran the weight room,” Patterson said. “Zach was always the first at the door and one of the last to leave. We were at the point where I had to physically push him out of the weight room sometimes so we could both go home.”

When you combined Fulton’s natural size with his new-found work ethic, along with his improving technique, the only trait left to check off for Patterson was whether or not he had the tenacity to play in the trenches.

It was here that Patterson developed the nickname, “Big Ugly”, for Fulton. A term of endearment he still uses today when the two see each other.

“He was willing to get ugly in there, and not in a dirty way,” Patterson explained. “But in a way that he would finish every block or try to finish every block with a pancake. Just trying to leave a lasting impression against every guy he played.”



While Fulton currently finds himself in a battle for the right guard spot here at Chiefs training camp, Patterson couldn't help but think of the similarities of when Fulton first went to Tennessee. As a true freshman, Fulton found time on the field for the Volunteers, playing in 12 games and starting five.

Smith believes Fulton chose Tennessee because he wanted the challenge.

"He did that so he could compete against the best talent in the country, in the SEC," Smith said.

While this isn't college and the pads haven't even come on yet, Fulton knows there's still a long ways to go and admits there's a lot of room for improvement.

Consequently, Fulton seems to understand where he could help his case moving forward.

"I won't make the same mistake twice," Fulton said. "If I do it won't be often. I try and adjust to whatever style the coaches want."

As Fulton and 89 other players here at Chiefs training camp continue living out their dream of playing professional football, even if it's just training camp at the present. There are plenty of people out there who take pride in each of these guys being here, and playing at this level.

For Fulton, Patterson could be at the top of that list.

"I couldn't be more proud of where he comes from, and what he's accomplished to this point," Patterson said. "But I have to honestly say, I think the best for him is yet to come."

Chiefs fans will have the opportunity to try and witness that growth starting on Thursday, July 24 as training camp opens to the public with a 3:30 p.m. practice, with no admission charge for fans.