

# NEW ENGLAND PATRIOTS

# PRESS RELEASE



## REGULAR SEASON WEEK 3

## NEW ENGLAND PATRIOTS vs. OAKLAND RAIDERS

### MEDIA SCHEDULE

#### WEDNESDAY, SEPTEMBER 17

8:30 a.m.	Media Check-In (Ticket office)
9:00-9:15 a.m.	Bill Belichick Press Conference (Media Workroom)
10:00 a.m.	Tom Brady Media Availability (Media Workroom)
11:45 a.m.	Media Access at Practice
Approx. 2:00-2:45 p.m.	Patriots Media Availability (Open Locker Room)
TBD	Raiders Head Coach Dennis Allen Conference Call
TBD	Raiders player Conference Call

#### THURSDAY, SEPTEMBER 18

11:15 a.m.	Media Check-In (Ticket office)
11:45 a.m.	Media Access at Practice
Approx. 2:00-2:45 p.m.	Patriots Media Availability (Open Locker Room)

#### FRIDAY, SEPTEMBER 19

8:30 a.m.	Media Check-In (Ticket office)
9:00-9:15 a.m.	Bill Belichick Press Conference (Media Workroom)
11:15 a.m.	Media Access at Practice
Approx. 1:15-2:00 p.m.	Patriots Media Availability (Open Locker Room)

#### SATURDAY, SEPTEMBER 20

No Media Availability

#### SUNDAY, SEPTEMBER 21

1:00 p.m. ET Patriots vs. Oakland Raiders

### 2014 PATRIOTS SCHEDULE

#### REGULAR SEASON (1-1)

Sun., Sept. 7	at Miami	L	20-33
Sun., Sept. 14	at Minnesota	W	30-7
Sun., Sept. 21	Oakland	1:00 p.m.	CBS
Mon., Sept. 29	at Kansas City	8:30 p.m.	ESPN
Sun., Oct. 5	Cincinnati	8:30 p.m.	NBC*
Sun., Oct. 12	at Buffalo	1:00 p.m.	CBS*
Thurs., Oct. 16	N.Y. Jets	8:25 p.m.	CBS/NFLN
Sun., Oct. 26	Chicago	1:00 p.m.	FOX*
Sun., Nov. 2	Denver	4:25 p.m.	CBS*
Sun., Nov. 9	BYE WEEK		
Sun., Nov. 16	at Indianapolis	8:30 p.m.	NBC*
Sun., Nov. 23	Detroit	1:00 p.m.	FOX*
Sun., Nov. 30	at Green Bay	4:25 p.m.	CBS*
Sun., Dec. 7	at San Diego	8:30 p.m.	NBC*
Sun., Dec. 14	Miami	1:00 p.m.	CBS*
Sun., Dec. 21	at N.Y. Jets	1:00 p.m.	CBS*
Sun., Dec. 28	Buffalo	1:00 p.m.	CBS*

\*Game time and network subject to possible flexible scheduling adjustment

### 2014 AFC EAST STANDINGS

TEAM	W	L	T	PCT.	PF	PA
Buffalo Bills	2	0	0	1.000	52	30
Miami Dolphins	1	1	0	.500	43	49
New York Jets	1	1	0	.500	43	45
NEW ENGLAND	1	1	0	.500	50	40

### GAME SUMMARY

#### NEW ENGLAND PATRIOTS (1-1) vs. OAKLAND RAIDERS (0-2)

Sunday, Sept. 21, 2014 • Gillette Stadium (68,756) • 1:00 p.m. ET

The New England Patriots will host the Oakland Raiders in the 2014 home opener this Sunday at Gillette Stadium. After losing the opener at Miami, the Patriots rebounded with a 30-7 victory last week at Minnesota. New England will attempt to get over the .500 mark with a win on Sunday.

Since Gillette Stadium opened in 2002, the Patriots are 11-1 in home openers. The Patriots won their first 10 openers at Gillette before suffering their first loss, a 20-18 defeat to the Arizona Cardinals on Sept. 16, 2012. Overall, the Patriots enter this week's game with a 29-25 record in home openers.

The Patriots enter this week's game with a nine game home winning streak against AFC West opponents, including two playoff wins. The Patriots last loss at home against the AFC West was 17-7 defeat to Denver on Sept. 24, 2006.

### BROADCAST INFORMATION

**TELEVISION:** This week's game will be broadcast by **CBS** and can be seen on **WBZ-TV Channel 4** in Boston. **Greg Gumbel** will handle play-by-play duties with **Trent Green** as the color analyst. **Evan Washburn** will work from the sidelines. The game will be produced by **Bob Mansbach** and directed by **Suzanne Smith**.

**LOCAL RADIO:** 98.5 FM, The Sports Hub, is the flagship station for the **Patriots Radio Network**. Play-by-play broadcaster **Bob Socci** will call the action along with former Patriots quarterback **Scott Zolak**, who will provide color analysis.

### PATRIOTS RANK NO. 1 AMONG ORIGINAL AFL TEAMS

The Patriots and the Raiders have the most overall wins among the original eight AFL teams.

#### OVERALL VICTORY TOTAL OF ORIGINAL AFL TEAMS (REGULAR SEASON AND POSTSEASON)

Team	W	L	T
New England Patriots	464	392	9
Oakland Raiders	459	395	11
Denver Broncos	454	396	10
Kansas City Chiefs	423	410	12
San Diego Chargers	420	419	11
Tennessee Titans	414	435	6
Buffalo Bills	392	451	8
New York Jets	386	453	8

### WEEK 3 HIGHLIGHTS

- PAGE 5:** Michigan Men: Breaking Down Brady vs. Woodson
- PAGE 7:** A review of the Patriots' home openers at Gillette Stadium
- PAGE 8:** A strong ground game can translate into a W.
- PAGE 38:** The Patriots look to improve upon their superb record at Gillette Stadium.

### MEDIA CONTACTS

PATRIOTS MEDIA RELATIONS OFFICE: 508-384-4203

Stacey James, Vice President of Media Relations, staceyj@patriots.com, 508-326-6868

Aaron Salkin, Director of Media Relations, aarons@patriots.com, 508-326-6870

Christy Berkery, Social Media Manager, christyb@patriots.com, 508-549-0518

Michael Jurovaty, Asst. Director of Media Relations, mjurovaty@patriots.com, 508-326-6187

Cecily Faenza, Media Relations Coordinator, cecilyf@patriots.com, 774-254-7917

Jeremie Smith, Corporate Communications Coord., jeremies@patriots.com, 508-549-0492

GILLETTE STADIUM • ONE PATRIOT PLACE • FOXBOROUGH, MA 02035

TEL: 508-384-9105 • FAX: 508-543-9053

PATRIOTS.COM • HTTP://MEDIA.PATRIOTS.COM







# ROBERT KRAFT

## News & Notes

Since Robert Kraft purchased the team in 1994, the Patriots have experienced one of the most dramatic turnarounds in the history of sports. Now in his 21st season of ownership, Kraft has transformed one of the league's least successful clubs into what observers view as a model NFL franchise. In the five seasons immediately preceding his purchase (1989-93), the Patriots were a moribund team, winning just 19 of 80 games (.238 pct.) and logging the worst record in the NFL over that span. When he bought the franchise on Jan. 21, 1994,



Kraft announced his intention to bring a championship to New England, a tall order considering the team's previous success rate. But under Kraft's leadership, the Patriots have won more division titles (13), conference crowns (6) and Super Bowl championships (3) than any other NFL team. The Patriots have made six Super Bowl appearances since Kraft purchased the team, a period during which no other team has earned more than four berths. In Kraft's 20 seasons, the Patriots have qualified for the playoffs 15 times, more than doubling the franchise's accomplishments during its first 34 seasons.

	<b>Pre-Kraft 1960-93</b>	<b>1989-93</b>	<b>Kraft Era 1994-13</b>
Overall Record	225-276-9	19-61	239-116
Winning Pct.	.450	.238	.673
Super Bowl Titles	0	0	3
Conference Titles	1	0	6
Division Titles	3	0	13
Playoff Seasons	6	0	15
Playoff Record	4-6	-	21-12
Home Playoff Games	1	0	18
Home Playoff Record	0-1	-	15-3

## A CHAMPIONSHIP TRADITION

### MULTIPLE LEAGUE CHAMPIONSHIPS SINCE 2001

TEAM	LEAGUE	TITLES
Los Angeles Lakers	NBA	4
San Antonio Spurs	NBA	4
<b>New England Patriots</b>	<b>NFL</b>	<b>3</b>
Boston Red Sox	MLB	3

### HIGHEST WINNING PERCENTAGE IN MAJOR PROFESSIONAL SPORTS SINCE 1994 (Regular Season)

TEAM	LEAGUE	PCT
San Antonio Spurs	NBA	.686
<b>New England Patriots</b>	<b>NFL</b>	<b>.677</b>
Detroit Red Wings	NHL	.660
Green Bay Packers	NFL	.638
Los Angeles Lakers	NBA	.632
Pittsburgh Steelers	NFL	.626

## 218 GAME SELLOUT STREAK

In the early 1990's, the Patriots seemed destined for relocation until Robert Kraft's purchase of the team rejuvenated local interest. In 1991, the season ticket base was just 17,635, barely enough to support the club. Now, the season tickets are capped and more than 50,000 fans are on a season ticket waiting list. The Patriots have sold out 218 consecutive home games, including playoff and preseason games (dating back to the 1994 season opener).

## SINCE ROBERT KRAFT PURCHASED THE TEAM IN 1994

### TOTAL VICTORIES SINCE 1994 (Regular Season)

<b>New England Patriots</b>	<b>218</b>
Green Bay Packers	205
Pittsburgh Steelers	201
Indianapolis Colts	194

### TOTAL VICTORIES SINCE 1994 (Incl. Postseason)

<b>New England Patriots</b>	<b>239</b>
Green Bay Packers	221
Pittsburgh Steelers	218
Indianapolis Colts	206
Denver Broncos	204
Philadelphia Eagles	189

### WINNING PERCENTAGE SINCE 1994 (Incl. Postseason)

TEAM	W	L	T	PCT.
<b>New England Patriots</b>	<b>239</b>	<b>116</b>	<b>0</b>	<b>.673</b>
Green Bay Packers	221	129	1	.631
Pittsburgh Steelers	218	130	1	.626
Denver Broncos	204	137	0	.598
Indianapolis Colts	206	142	0	.592
Philadelphia Eagles	189	154	2	.551
N.Y. Giants	178	159	1	.528

### SUPER BOWL CHAMPIONSHIPS SINCE 1994

<b>New England Patriots</b>	<b>3</b>
Baltimore Ravens	2
Green Bay Packers	2
Pittsburgh Steelers	2
Denver Broncos	2
N.Y. Giants	2

### CONFERENCE CHAMPIONSHIPS SINCE 1994

<b>New England Patriots</b>	<b>6</b>
Pittsburgh Steelers	4
Denver Broncos	3
Green Bay Packers	3
N.Y. Giants	3

### DIVISION CHAMPIONSHIPS SINCE 1994

<b>New England Patriots</b>	<b>13</b>
Pittsburgh Steelers	10
Green Bay Packers	10
Indianapolis Colts	9

### PLAYOFF VICTORIES SINCE 1994

<b>New England Patriots</b>	<b>21</b>
Pittsburgh Steelers	17
Green Bay Packers	16
Baltimore Ravens	14
Indianapolis Colts	12
San Francisco 49ers	12

### PLAYOFF GAMES PLAYED SINCE 1994

<b>New England Patriots</b>	<b>33</b>
Green Bay Packers	29
Pittsburgh Steelers	27
Indianapolis Colts	26
Philadelphia Eagles	23
Baltimore Ravens	21
San Francisco 49ers	21

### PLAYOFF SEASONS SINCE 1994

<b>New England Patriots</b>	<b>15</b>
Indianapolis Colts	15
Green Bay Packers	15
Pittsburgh Steelers	12
Philadelphia Eagles	12

### PLAYOFF WINNING PERCENTAGE SINCE 1994

TEAM	W	L	PCT.
Baltimore Ravens	14	7	.667
<b>New England Patriots</b>	<b>21</b>	<b>12</b>	<b>.636</b>
Pittsburgh Steelers	17	10	.630
N.Y. Giants	10	6	.625
Arizona Cardinals	5	3	.625
Denver Broncos	11	8	.579
San Francisco 49ers	12	9	.571

## KRAFT PRODUCES MORE WINS THAN EVERY OTHER PATRIOTS OWNER COMBINED

The Patriots have 238 wins overall under Robert Kraft. He has produced more victories than every other Patriots owner combined. Under Kraft, the Patriots are 239-116 overall since he purchased the team in 1994. Kraft's predecessors in the owner's office went 225-276-9 in the 34 years prior to his purchase of the team.





# ROBERT KRAFT

21 Years of Ownership

OWNERSHIP

## ESTABLISHING A WINNING TRADITION

Kraft's winning percentage with the Patriots (.673) since taking over the team in 1994 is the highest among all owners/ownership groups with at least 200 wins (regular and postseason). He is just one of four owners with at least 200 wins and a winning percentage over .600.

OWNER	TEAM	YEARS	WINNING PCT.
<b>Robert Kraft</b>	<b>Patriots</b>	<b>1994-present</b>	<b>.673</b>
Eddie DeBartalo, Jr.	49ers	1977-1999	.636
Clint Murchison, Jr.	Cowboys	1960-1983	.634
Joe Robbie	Dolphins	1966-1989	.609

## ALL-TIME POSTSEASON WINS BY AN OWNER

Robert Kraft has 21 career postseason wins, tied for the fifth-most in NFL history.

WINS	OWNERSHIP
33	The Rooney Family, Pittsburgh (1933-present)
30	Green Bay Packers (1919-present)
24	the Mara Family, N.Y. Giants (1925-present)
22	Eddie DeBartalo, Jr., San Francisco (1977-1999)
<b>21</b>	<b>Robert Kraft, New England (1994-present)</b>
21	Al Davis, Oakland/Los Angeles (1972-2011)

## QB STABILITY

Since 1994, the Patriots have had 15 quarterbacks on their active roster. Of this group, only four quarterbacks have started a regular-season or post-season game for the club, the fewest total of any team in the NFL. Only Drew Bledsoe and Tom Brady - have started on Opening Day for New England.

TEAM	STARTING QBs SINCE 1994	OPENING DAY QBs SINCE 1994
<b>New England</b>	<b>4</b>	<b>2</b>
Green Bay	5	2
Houston**	9	3
N.Y. Giants	8	6
Pittsburgh	10	6
Indianapolis	11	4
San Diego	12	6
Cincinnati	12	8
New Orleans	13	7
Carolina	15	9
Kansas City	15	5
Seattle	15	6
Tennessee	15	7
Buffalo	15	9
Jacksonville	16	5
San Francisco	16	6
Philadelphia	16	8
Baltimore*	16	8
Tampa Bay	17	10
Denver	17	7
N.Y. Jets	17	8
Dallas	18	5
Detroit	18	5
Atlanta	18	6
Minnesota	19	9
Miami	20	9
St. Louis	21	6
Washington	21	13
Chicago	22	9
Arizona	23	11
Cleveland	23	12
Oakland	24	11

\* Since 1996

\*\* Since 2002

## A MODEL OF CONSISTENCY

With Belichick in his 15th season as head coach, the Patriots have had just three head coaches since 1994, the fewest number by far of any AFC East team.

AFC EAST TEAM	HEAD COACHES SINCE 1994
<b>New England</b>	<b>3</b>
Buffalo	7
N.Y. Jets	7
Miami	9

## SECOND-FASTEST TO 200 WINS

Robert Kraft reached 200 career wins on Oct. 2, 2011, in the Patriots 31-19 win at Oakland. Kraft currently has 238 wins.

OWNER	TEAM	GAMES TO 200 WINS
Halas Family	Chicago	295
<b>Robert Kraft</b>	<b>New England</b>	<b>302</b>
Green Bay Packers, Inc.	Green Bay	302

## COACHING CONSISTENCY

Since Kraft took ownership of the team in 1994, the Patriots have had just three head coaches - Bill Parcells (1994-1996), Pete Carroll (1997-1999) and current head coach Bill Belichick (2000-present). The only team with fewer head coaches since 1994 is the Pittsburgh Steelers, who have had two - Bill Cowher (199-2006) and Mike Tomlin (2007-present).

TEAM	HEAD COACHES SINCE 1994
Pittsburgh	2
<b>New England</b>	<b>3</b>
Baltimore Ravens*	3
Houston Texans**	3
N.Y. Giants	3
* Since 1996	
** Since 2002	

In fact, there have been a total of 187 head coaches in the NFL since 1994, an average of 5.8 coaches per team, which is about double New England's three:

Total Head Coaches	NFL Average	Patriots
187	5.8	3

## COVER BOYS



Kraft's success as an owner has brought the Patriots a great increase in national recognition. Prior to Kraft's ownership, the Patriots had been featured on the cover of just four issues of *Sports Illustrated* (1966, 1977, 1981 and 1986). Since 1994, New England has graced the cover a total of 28 times, including 17 that feature Tom Brady alone.





# PATRIOTS

## Home Dominance

GILLETTE



Since the Patriots opened Gillette Stadium in 2002, they have celebrated more regular and postseason wins than any other team in the NFL. The Patriots have the highest point differential at home, rank first in points scored and third in points allowed at Gillette Stadium.

### REGULAR SEASON HOME RECORD SINCE 2002

RANK	TEAM	W	L	T	PCT.
1	New England	81	15	0	0.844
2	Baltimore	74	24	0	0.755
3	Indianapolis	72	25	0	0.742
4	Pittsburgh	69	27	1	0.719
5	Green Bay	67	29	1	0.696

### HOME PLAYOFF RECORD SINCE 2002 (MIN. 5 GAMES)

RANK	TEAM	W	L	PCT.
1	Seattle	7	1	0.875
2	New England	11	3	0.786
3	Pittsburgh	6	2	0.750
4	Indianapolis	7	3	0.700
5	Philadelphia	5	4	0.556

### HOME RECORD SINCE 2002 (INCLUDING PLAYOFFS)

RANK	TEAM	W	L	T	PCT.
1	New England	92	18	0	0.836
2	Baltimore	76	26	0	0.745
3	Indianapolis	79	28	0	0.738
4	Pittsburgh	76	28	1	0.729
5	Seattle	74	31	0	0.705

### HOME RECORD AFTER HALLOWEEN SINCE 2002 (INCLUDING PLAYOFFS)

RANK	TEAM	W	L	T	PCT.
1	New England	54	12	0	0.818
2	Indianapolis	51	18	0	0.739
3	Baltimore	44	17	0	0.721
4	Green Bay	42	18	0	0.697
5	San Diego	39	23	0	0.629

### HOME RECORD VS. NFC SINCE 2002

RANK	TEAM	W	L	T	PCT.
1	Pittsburgh	20	3	1	0.854
2	New England	20	4	0	0.833
3	Baltimore	20	4	0	0.833
4	Indianapolis	17	8	0	0.680
5	Jacksonville	15	10	0	0.600

### HOME RECORD VS. DIVISIONAL OPPONENTS SINCE 2002

RANK	TEAM	W	L	T	PCT.
1	New England	31	5	0	0.861
2	Indianapolis	30	6	0	0.833
3	Green Bay	27	8	0	0.764
4	Seattle	27	9	0	0.750
5	Pittsburgh	27	10	0	0.730

### POINT DIFFERENTIAL AT HOME SINCE 2002

RANK	TEAM	POINT DIFFERENTIAL
1	New England	1005
2	Baltimore	801
3	Green Bay	778
4	Seattle	693
5	Pittsburgh	690

### POINTS ALLOWED PER GAME AT HOME SINCE 2002

RANK	TEAM	POINTS ALLOWED
1	Baltimore	16.3
2	Pittsburgh	17.1
3	New England	17.4
4	Seattle	17.8
5	New York Jets	18.9

### POINTS SCORED PER GAME AT HOME SINCE 2002

RANK	TEAM	POINTS SCORED
1	New England	27.9
2	Green Bay	27.0
3t	New Orleans	26.9
3t	San Diego	26.9
5	Indianapolis	26.2





# TOM BRADY

# MICHIGAN MEN

## CHARLES WOODSON

Tom Brady and Charles Woodson will meet for the sixth time as competitors on Sunday, 17 years after Michigan's last national title.



HEAD  
TO  
HEAD



4  
1  
132  
109 of 175  
239.4 YPG  
9 TDs

REGULAR SEASON WINS  
PLAYOFF WINS  
POINTS  
STATS

1  
0  
87  
21 Tackles  
3 Passes Defensed  
1 Forced Fumble

Tom Brady and Charles Woodson's last game as teammates was Michigan's 21-16 Rose Bowl win over Washington State on New Year's Day of 1998, earning them the title of national champions by the Associated Press. At the time, Woodson was a Heisman Trophy-winning superstar while Brady was merely a backup quarterback. Seventeen years later, both have cemented their status as future Pro Football Hall of Famers. As they set to square off for the sixth time overall on Sunday, we take a closer look at their previous matchups.

### JANUARY 19, 2002 AFC DIVISIONAL ROUND

*New England 16 vs. Oakland 13 (OT)*

Dubbed the "Snow Bowl" by some fans and the "Tuck Rule Game" by others, Brady and Woodson's first meeting was certainly the most memorable. Amidst blizzard conditions in the final game at Foxboro Stadium, the Patriots were driving in Raiders territory down 13-10 with just under two minutes remaining. **Woodson** came on a corner blitz from **Brady's** right and forced a fumble that was recovered by the Raiders' Greg Biekert. However, after reviewing the play, the officials overturned the call, citing the little-known "tuck rule". New England kept possession, tied the game in regulation and then won in overtime. Two weeks later, the Patriots were hoisting the Lombardi Trophy in New Orleans.



### NOVEMBER 17, 2002 Oakland 27 vs. New England 20

In **Woodson's** only victory versus Brady, the playmaking corner posted four tackles and forced a fumble off David Givens in the first quarter that was recovered by New England. Still, the Raiders held **Brady** to 18-of-30 passing for 172 yards - one of only five games in Brady's career where he has attempted at least 30 passes and thrown for fewer than 175 yards.

### SEPTEMBER 8, 2005

*New England 30 vs. Oakland 20*

The Patriots controlled the game from the opening kickoff and held a 16-point lead late into the fourth quarter. **Brady** completed 24-of-38 passes for 306 yards and two touchdowns. **Woodson** posted four tackles.

### NOVEMBER 19, 2006

*New England 35 at Green Bay 0*

**Woodson** posted four tackles in his first game against Brady as a Packer, but he couldn't keep the Patriots from scoring points. New England scored in every quarter and didn't allow Green Bay to score en route to the fifth shutout of the Brady-Belichick era. **Brady** completed 20-of-31 passes for 244 yards and four touchdowns.



### DECEMBER 19, 2010

*New England 31 vs. Green Bay 27*

The most recent matchup between the former Michigan teammates was a back-and-forth affair with five lead changes. **Brady** was efficient, completing 15-of-24 passes for 163 yards and two touchdowns, while **Woodson** recorded four tackles, two passes defensed and a quarterback hit on Brady. The Patriots prevailed after Brady tossed the game-winning score midway through the fourth quarter.






# PATRIOTS

## vs. Raiders

### SERIES HISTORY



The Patriots and Raiders will meet for the 34th time overall and for the 31st time in regular-season play this Sunday when Oakland travels to New England. It will be the Raiders second time playing at Gillette Stadium. On Sept. 8, 2005, the Patriots opened the season with a 30-20 victory in the Raiders Gillette Stadium debut. The last two meetings between the teams in 2008 and 2011 were in Oakland.

The teams have met three times in the playoffs, producing memorable, classic encounters on each occasion. In 1976 the Patriots beat the Raiders 48-17 in the regular season before losing a playoff game at Oakland, 24-21. The Patriots advanced to their first AFC Championship game in 1985 after beating the Raiders, 27-20, in Los Angeles. Then in the first Super Bowl championship year in 2001, the Patriots beat Oakland, 16-13, in overtime in the last game ever played in Foxboro Stadium.

The last time the Patriots and Raiders squared off in the regular season was in 2011 when New England traveled to Oakland and won 31-19 on Oct. 2, 2011.

The Patriots lead the all-time series with a 17-15-1 advantage, including a 2-1 postseason record.

The Raiders have had the edge in home games against the Patriots as they own a 10-7 record when the two teams square off on the west coast. The Raiders are 6-3 against the Patriots at the Oakland Coliseum. The series between the two charter members of the American Football League dates back to 1960, the inaugural season for each club.

Although the teams played frequently prior to the 1970 AFL-NFL merger, they have met just four times in the regular-season since 1989.

#### NEW ENGLAND 15, OAKLAND 14 (1 TIE)

Date	Result	Score	H/A	Stadium
10/16/60	L	14-27	A	Kezar Stadium (San Francisco)
11/04/60	W	34-28	H	Boston University Field
11/17/61	W	20-17	H	Boston University Field
12/09/61	W	35-21	A	Candlestick Park (SF)
10/26/62	W	26-16	H	Boston University Field
12/16/62	L	0-20	A	Frank Youell Field (Oakland)
09/22/63	W	20-14	A	Frank Youell Field (Oakland)
10/11/63	W	20-14	H	Fenway Park
09/13/64	W	17-14	A	Frank Youell Field (Oakland)
10/16/64	T	43-43	H	Fenway Park
10/08/65	L	10-24	H	Fenway Park
10/24/65	L	21-30	A	Frank Youell Field (Oakland)
10/30/66	W	24-21	H	Fenway Park
09/17/67	L	7-35	A	Oakland-Alameda Coliseum
10/22/67	L	14-48	H	Fenway Park
10/06/68	L	10-41	A	Oakland-Alameda Coliseum
09/28/69	L	23-38	H	Alumni Stadium (BC)
09/19/71	W	20-6	H	Schaefer Stadium
12/01/74	L	26-41	A	Oakland-Alameda Coliseum
10/03/76	W	48-17	H	Schaefer Stadium
09/24/78	W	21-14	A	Oakland-Alameda Coliseum
11/01/81	L	17-27	A	Oakland-Alameda Coliseum
09/29/85	L	20-35	H	Sullivan Stadium
11/01/87	W	26-23	H	Sullivan Stadium
11/26/89	L	21-24	A	Los Angeles Mem. Coliseum
10/09/94	L	17-21	H	Foxboro Stadium
11/17/02	L	20-27	A	Network Associates Coliseum
09/08/05	W	30-20	H	Gillette Stadium
12/14/08	W	49-26	A	Oakland Coliseum
10/02/11	W	31-19	W	O.co Coliseum

Note: Raiders franchise located in Los Angeles from 1982-94.

#### PLAYOFFS - NEW ENGLAND 2, OAKLAND 1

Date	Result	Score	H/A	Stadium
12/18/76	L	21-24	A	Oakland-Alameda Coliseum
01/05/86	W	27-20	A	Los Angeles Mem. Coliseum
01/19/02	W ot	16-13	H	Foxboro Stadium

### SERIES BREAKDOWN

**New England 17, Oakland 15 (1 Tie)**

(Including New England 2, Oakland 1 in Playoffs)

<b>Home Record</b> .....	<b>10-5-1 (incl. 1-0 in playoffs)</b>
Gillette Stadium .....	1-0
<b>Away Record</b> .....	<b>7-10 (incl. 1-1 in playoffs)</b>
in Oakland .....	3-6 (incl. 0-1 in playoffs)
Los Angeles Memorial Coliseum .....	1-1 (incl. 1-0 in playoffs)
Bill Belichick vs. Oakland .....	6-1 (4-1 with New England)
Dennis Allen vs. New England .....	first meeting

### TALE OF THE TAPE

2014 Regular Season	New England	Oakland
Record	1-1	0-2
Divisional Standings	2ndT	3rdT
Total Yards Gained	607	522
Total Offense (Rank)	303.5 (27)	261.0 (31)
Rush Offense	119.5 (16t)	63.0 (31)
Pass Offense	184.0 (27)	198.0 (23)
Points Per Game	25.0 (8)	14.0(28t)
Total Yards Allowed	577	729
Total Defense	288.5 (4)	364.5 (23)
Rush Defense	122.5 (21t)	200.0 (32)
Pass Defense	166.0 (4)	164.5 (2t)
Points Allowed/Game	20.0 (14)	24.5 (21t)
Possession Avg.	30:34	23:17
Sacks Allowed/Yards Lost	5/30	2/18
Sacks Made/Yards	7/48	2/31
Passing TD/Int (off.)	2/0	3/2
Passing TD/Int (def.)	3/5	3/1
Total Touchdowns	5	4
Penalties Against/Yards	24/263	9/44
Punts/Avg.	11/41.1	12/43.4
Field Goals Made/Att.	5/5	0/0
Takeaway/Giveaway Ratio	+5 (2t)	-2 (20t)

### LAST MEETING

#### PATRIOTS 31, OAKLAND 19

**October 31, 2010 ★ Gillette Stadium**

	1	2	3	4	Final
<b>New England Patriots</b>	7	10	7	7	— <b>31</b>
<b>Oakland Raiders</b>	3	7	3	6	— <b>19</b>

The New England Patriots got back to their winning ways with a 31-19 win over the Oakland Raiders at the O.Co Coliseum.

Tom Brady bounced back from a four-interception game against the Buffalo Bills by throwing for 226 yards, two touchdowns and no turnovers to help the Patriots to a win. Wes Welker caught nine passes for 158 yards and a score. RB BenJarvus Green-Ellis (75 yards) and rookie RB Stevan Ridley (97 yards) each scored and helped the Patriots rack up 183 rushing yards for a 6.1-yard average. Ridley scored on a 33-yard run in the third quarter, while Green-Ellis scored on a 1-yard run in the second quarter.

Brady's two touchdowns moved him past his boyhood hero Joe Montana on the all-time list. He also tied Peyton Manning's record of 13 straight games with at least two touchdowns.

With the Patriots holding a 14-10 lead late in the second quarter, S Patrick Chung intercepted Raiders QB Jason Campbell in the end zone after Oakland reached the 6-yard line with 2:24 to play in the half. The Patriots responded by marching on an 11-play, 54-yard drive to set up a 44-yard field goal as time expired in the first half for a 17-10 halftime lead.

New England then took the second half kickoff down the field for a score after Ridley's 33-yard touchdown run for a 24-10 lead before Campbell and the Raiders got the ball back after his first half interception.

After an Oakland field goal on the ensuing drive, Brady led the Patriots on an 8-play, 80-yard drive that ended with a 4-yard touchdown pass to WR Deion Branch in the fourth quarter for a 31-13 lead.

Campbell led Oakland into New England territory on the next series but 325-pound DL Vince Wilfork intercepted his second pass of the year and returned the ball 19 yards to midfield to end the scoring threat.

After stopping the Patriots on a fourth-down play from the 1-yard line





# PATRIOTS

## vs. Raiders

with 1:23 to play, Campbell connected on a 58-yard pass to help set up an Oakland score for a 31-19 final.

After Oakland took the opening kickoff and scored on a 28-yard field goal, the Patriots offense responded by scoring on their opening drive for the fourth straight game. Brady engineered a 9-play, 80-yard drive that ended with a 15-yard touchdown pass to Welker for a 7-3 advantage. A 41-yard run by RB Darren McFadden followed by a 17-yard run by Campbell and a 23-yard pass play helped set up a 1-yard touchdown run by RB Michael Bush for a 10-7 Raiders lead in the second quarter. New England answered with a touchdown drive that was highlighted by a 24 and 21-yard pass from Brady to Welker to set up Green-Ellis' 1-yard touchdown run to give the Patriots a 14-10 lead.

## HOME COOKING

Since Gillette Stadium opened in 2002, the Patriots are 11-1 in home openers. Overall, the Patriots enter this week's game with a 29-25 record in home openers.

DATE	SCORE	W/L	OPPONENT
09/07/02	30-14	W	Pittsburgh
09/21/03	23-16	W	N.Y. Jets
09/09/04	27-24	W	Indianapolis
09/08/05	30-20	W	Oakland
09/10/06	19-17	W	Buffalo
09/16/07	38-14	W	San Diego
09/07/08	17-10	W	Kansas City
09/14/09	25-24	W	Buffalo
09/12/10	38-24	W	Cincinnati
09/18/11	35-21	W	San Diego
09/16/12	18-20	L	Arizona
09/12/13	13-10	W	N. Y. Jets

## CONNECTIONS

### NEW ENGLAND TIES

★ Raiders assistant head coach/offensive line **Tony Sparano** is a native of West Haven, Conn., and he played center at Richard C. Lee HS in New Haven, Conn. He attended the University of New Haven, where he was the starting center and graduated with a bachelor's degree in criminal justice. Sparano launched his coaching career at his alma mater with a four-year stint (1984-87) as the school's offensive line coach. He spent the next six seasons (1988-93) at Boston University, where he served as offensive line coach (1988-89) and offensive coordinator (1990-93). Sparano returned to New Haven to serve as the team's head coach from 1994-98.

★ Raiders **CB Tyvon Branch** attended the University of Connecticut from 2004-07, where he played in 48 games with 31 starts, recording 230 tackles and three interceptions.

★ Raiders **LB Sio Moore** attended the University of Connecticut from 2009-12, where he played in 41 games with 31 starts, recording 274 tackles, 16 sacks and four interceptions.

### OAKLAND TIES

★ Patriots **QB Tom Brady** attended Junipero Serra HS in San Mateo, Calif., located 45 minutes from Oakland across the San Francisco Bay. He was the starting varsity quarterback for two seasons (1993-94) and completed 236 of 447 passes for 3,702 yards and 31 touchdowns, earning All-State and All-Far West honors. Brady was inducted into the school's Hall of Fame in 2003.

★ Patriots **WR Julian Edelman** attended Woodside (Calif.) HS, where he totaled 2,237 passing yards and 29 touchdowns in his high school career and also rushed for 964 yards and 13 touchdowns. As a senior dual-threat quarterback, Edelman led his high school to a 13-0 record and Central Coast Section championship in 2004, earning first-team all-league and all-county honors.

★ Patriots **RB Shane Vereen** played collegiately at the University of California, Berkeley from 2008-10, appearing in 38 games and rushing 556 times for 2,834 yards (5.1 avg.) and 29 touchdowns. Vereen's 29 touchdown runs tied Marshawn Lynch (2004-06) and Jahvid Best (2007-09) for third on Cal's all-time list.

★ Patriots **OL Cameron Fleming** (2011-13) and **RB Tyler Gaffney** (2009-11, 2013) both played collegiately at Stanford University. In 2013, Gaffney started 14 games and produced 1,709 yards on 330 carries – the second-most yards and carries in school history – and added 21 touchdowns. Fleming helped pave the way for Gaffney, starting all 39 games he played in and posting 272 key blocks and 30 touchdown-resulting blocks.

### FORMER NFL TEAMMATES

★ Patriots **CB Darrelle Revis**, **TE Tim Wright** and Raiders **OL Donald Penn** all played for the Tampa Bay Buccaneers in 2013.

★ Patriots **CB Darrelle Revis** and Raiders **OL Austin Howard** were teammates on the New York Jets from 2011-12. Howard was tutored by Patriots offensive line coach **Dave DeGuglielmo** while with the Jets in 2012.

★ Patriots offensive line coach **Dave DeGuglielmo** coached Raiders **OL Kevin Boothe** while with the New York Giants from 2007-08.

### FORMER COLLEGE TEAMMATES

★ Patriots **QB Tom Brady** and Raiders **CB Charles Woodson** were teammates at Michigan in 1997, when the Wolverines went 12-0 and won the AP National Championship. Woodson earned several honors after his eight-interception junior season, including the Heisman Trophy, becoming the first predominantly defensive player to win the award. Brady served as Brian Griese's backup in 1997 before taking over as the starter and leading Michigan to the Big Ten title in 1998.

★ Patriots **WR/ST Matthew Slater** and Raiders **RB Maurice Jones-Drew** were teammates at UCLA from 2003-05.

★ Patriots **DT Sealver Siliga** and Raiders **OL Tony Bergstrom** were teammates at Utah from 2008-10.

★ Patriots **C Bryan Stork** and Raiders **OL Menelik Watson** played together along Florida State's offensive line in 2012.

## MEMORABLE MATCHUPS

The Patriots and Raiders have met three times in the playoffs, with each game producing a memorable result.

### 2001 DIVISIONAL PLAYOFFS

**Jan. 19, 2002: Patriots 16, Raiders 13 (OT)**

In one of the greatest games in NFL history, the Patriots rebounded from a 10-point fourth-quarter deficit to defeat the Raiders in overtime. The game was played in a snowstorm that coated the field with a thick white blanket throughout the game, creating a unique scene that few people who have seen the game will ever forget. It was the final contest at Foxboro Stadium and began a record-tying nine-game playoff winning streak that the Patriots carried into the 2005 season. The Patriots trailed by a 13-3 score heading into the fourth quarter, but Tom Brady's 6-yard touchdown run cut the deficit to 13-10 with 7:52 left in the game. With 1:50 left in the game and the Patriots at their own 42-yard line, instant replay was used to overturn a call that had been incorrectly ruled a fumble by Tom Brady. New England was able to continue its drive down the field and Adam Vinatieri dramatically tied the game with 27 seconds left on a 45-yard field goal through the snow, forcing overtime. New England won the overtime coin toss and marched down the field to set up a 23-yard game-winning boot by Vinatieri to earn a berth in the AFC Championship Game.

### 1985 DIVISIONAL PLAYOFFS

**Jan. 5, 1986: Patriots 27, Raiders 20**

The Patriots rallied from a halftime deficit to upset the top-seeded Raiders in Los Angeles, continuing their run to Super Bowl XX. New England forced six L.A. turnovers and converted those opportunities into 20 points. New England scored first following a recovery of a muffed punt, but the Raiders rattled off 17 unanswered points to take a 17-7 lead midway through the second quarter. A Ronnie Lippett interception helped the Patriots tie the game at 17, but L.A. took a 20-17 lead into the intermission. In the third quarter, the Patriots tied the game on a field goal after Fred Marion recovered a Marcus Allen fumble. On the kickoff following the tying field goal, New England's Mose Tatupu forced the Raiders' Sam Seale to fumble and the ball rolled into the end zone, where New England's Jim Bowman recovered for a touchdown and a 27-20 Patriots lead. The New England defense stopped all three of L.A.'s fourth-quarter drives to clinch the win and a trip to Miami for the first AFC Championship Game in franchise history.

### 1976 DIVISIONAL PLAYOFFS

**Dec. 18, 1976: Raiders 24, Patriots 21**

The Raiders, en route to a 16-1 season and the Super Bowl XI championship, came back from a 21-10 fourth-quarter deficit in Oakland to defeat what many observers feel was one of the most talented teams in Patriots history. The Patriots controlled much of the first half, but an interception of a Russ Francis pass on an end around stalled the Patriots' momentum as the Raiders scored a touchdown in the final minute of the half to take a 10-7 lead into intermission. New England scored touchdowns on both of its third-quarter possessions, taking a 21-10 lead. Oakland scored early in the final quarter to cut New England's lead to 21-17 and the score stayed that way into the final minute. With Oakland facing a third-and-18 at the Patriots' 27-yard line, Ken Stabler's pass fell incomplete to seemingly put New England in position to win the game with one more stop on fourth-and-long. But Patriots nose tackle Ray Hamilton was called for a controversial roughing the passer penalty, giving the Raiders a first down at the Patriots' 13-yard line. Five plays later, Stabler ran into the end zone on a 1-yard run with 10 seconds left to clinch a 24-21 Oakland victory and advance to the AFC Championship Game.





# PATRIOTS

## Last Game

### PATRIOTS 30, VIKINGS 7

September 14, 2014 ★ TCF Bank Stadium

	1	2	3	4	Final
Minnesota Vikings	10	14	3	3	— 30
New England Patriots	7	0	0	0	— 7

The New England Patriots earned their first victory of the season with a 30-7 rout of the Minnesota Vikings at TCF Bank Stadium.

The Patriots defense intercepted Vikings QB Matt Cassel four times, sacked him six times and DE Chandler Jones blocked a field goal right before halftime and returned it 58 yards for a touchdown. The win was Bill Belichick's 200th regular season win, making him the sixth NFL coach to reach 200 career regular season wins. Patriots QB Tom Brady earned his 149th career win to move out of a third-place tie with Hall of Famer John Elway.

Devin McCourty, Darrelle Revis, Logan Ryan and Dominique Easley all picked off Cassel, setting up 17 points for the Patriots. After Minnesota took a 7-0 lead on their opening drive, the Patriots scored on their next three drives to take a 17-7 lead. Jones and LB Dont'a Hightower both had two sack performances.

McCourty picked off a pass on the Vikings' second series and returned it 60 yards to the 1-yard line to set up a 1-yard touchdown run by RB Stevan Ridley to tie the game 7-7. Ridley carried the ball 25 times for 101 yards with the one score. K Stephen Gostkowski drilled a 48-yard field goal to give the Patriots a 10-7 lead midway through the second quarter.

Cassel threw his second pick early in the second quarter when Revis registered his first interception as a member of the Patriots at the New England 39-yard line. A 44-yard pass from Brady to WR Julian Edelman helped get in position for a 9-yard touchdown pass from Brady to Edelman to make it 17-7.

Late in the second half, Minnesota got in position for a 48-yard field goal attempt that would have pulled them to within seven points at halftime. Jones powered through the line, blocked the field goal attempt and returned the ball 58 yards for a touchdown and a 24-7 New England lead.

After giving up 191 yards rushing in the season-opener at Miami, the Patriots defense held the Vikings to just 54 yards and a 2.8-yard average.

Ryan picked off a Cassel pass to end the Vikings first offensive drive in the second half, giving the Patriots a first down at the Minnesota 45-yard line. Four plays later, Gostkowski connected on a 47-yard field goal for a 27-7 lead. Gostkowski had a 27-yard field goal on the first play of the fourth quarter to round out the scoring for New England with a 30-7 lead.

The Patriots are now 35-5 in games following a loss since the beginning of 2003.

### BOUNCE BACK PATS

Since the beginning of 2003, the Patriots are now 35-4 (.897) in regular-season games following a loss. The Patriots have dropped back-to-back regular season games just four times since 2003. (2006, 2009, 2011 and 2012). As a starter, Tom Brady is 36-8 in games following a loss.

### STREAKING VS. NFC NORTH

The Patriots extended their streak to 12 straight wins against NFC North teams with the win over Minnesota. Since realignment in 2002, their only loss against the current NFC North was on Oct. 13, 2002, when they dropped a 28-10 decision at home against the Green Bay Packers in their very first game against the reconfigured division. The Patriots streak is the longest current streak any NFL team has against another division. Kansas City has the second longest streak at 10 straight wins against the NFC West.

## RUSH TO VICTORY

# 38-1

Since 2000, New England is 38-1 when a Patriot eclipses 100 yards rushing after Stevan Ridley gained 101 yards rushing at Minnesota. The only loss during the Bill Belichick era came at Miami on Dec. 20, 2004, when Corey Dillon rushed for 121 yards on 26 carries and the Patriots lost to the Dolphins, 29-28. Since then, New England is 25-0 with a 100-yard rusher.

### PICKS & SACKS

The Patriots defense forced four interceptions and registered six interceptions. It is the fifth time in team history that the team has achieved that feat.

DATE	GAME	SACKS	INTERCEPTIONS
09/14/14	at Minnesota	6.0	4
12/01/96	at San Diego	6.0	4
12/04/77	at Atlanta	8.0	4
11/29/64	at Houston	7.0	4

### CAREER MILESTONE FOR BELICHICK

Belichick (200) reached 200 career regular-season wins with the victory over Minnesota to become just the sixth NFL head coach to achieve that feat, joining Don Shula (328), George Halas (318), Tom Landry (250) Curly Lambeau (226) and Marty Schottenheimer (200).

### NUMBER OF GAMES TO 200 WINS

282 Don Shula
288 George Halas
300 Curly Lambeau
<b>306 Bill Belichick</b>
319 Tom Landry
327 Marty Schottenheimer

Head Coach	Teams	W-L-T (regular season)
Don Shula	Colts/Dolphins	328-156-6
George Halas	Bears	318-148-6
Tom Landry	Cowboys	250-162-6
Curly Lambeau	Packers/Cardinals/Redskins	226-132-22
<b>Bill Belichick</b>	<b>Browns/Patriots</b>	<b>200-106-0</b>
Marty Schottenheimer	Browns/Chiefs/Redskins/Chargers	200-126-1

### BRADY PASSES ELWAY

Tom Brady led the Patriots to his 149th career regular-season win to move past Hall of Famer John Elway into sole possession for third on the all-time win list among starting quarterbacks.

### MOST CAREER WINS AS A STARTING QB

(REGULAR SEASON ONLY) BOLD INDICATES ACTIVE PLAYERS

Rk	Name	W	L	T	Pct.
1.	Brett Favre	186	112	0	.624
2.	Peyton Manning	169	73	0	.698
<b>3.</b>	<b>Tom Brady</b>	<b>149</b>	<b>44</b>	<b>0</b>	<b>.772</b>
4.	John Elway	148	82	1	.643
5.	Dan Marino	147	93	0	.613





# PATRIOTS

## Last Game

### BRADY PERFECT VS. VIKINGS

Tom Brady improved to a 4-0 record against the Vikings and is undefeated against eight NFL teams: Minnesota (4-0), Atlanta (4-0), Chicago (3-0), Dallas (3-0), Detroit (3-0), Jacksonville (4-0), Philadelphia (3-0) and Tampa Bay (3-0).

### BRADY INCHES CLOSER TO 50K

Tom Brady (49,547) needs 453 yards to become the sixth player to reach 50,000 passing yards.

Player	Passing yards
1. Brett Favre	71,838
2. Peyton Manning	65,475
3. Dan Marino	61,361
4. John Elway	51,475
5. Drew Brees	51,651
<b>6. Tom Brady</b>	<b>49,457</b>
7. Warren Moon	49,325
8. Fran Tarkenton	47,003
9. Vinny Testaverde	46,233
10. Drew Bledsoe	44,611

### RIDLEY HITS CENTURY MARK

Stevan Ridley rushed for over 100 yards for the sixth time in his career, finishing the day with 25 attempts for 101 yards rushing and one touchdown.

### EDELMAN GOOD FOR SIX

Julian Edelman closed out the 2013 season with six straight games with at least six catches and extended his streak to eight with six receptions at Miami and at Minnesota in the first two games of 2014. It is the longest streak in the NFL.

### DEFENSE PRODUCING CONSISTENT PRESSURE

The Patriots have a sack in 17 straight games following Chandler Jones' 3-yard sack in the first quarter, tied for second longest streak since Bill Belichick took over as head coach in 2000, behind a 24-game streak from Oct. 1, 2006 to Nov. 25, 2007. The Patriots also had a 17-game streak from Oct. 25, 2009 to Sept. 10, 2010.

The Patriots have 55 sacks during the 17-game streak, compared to 34 during the 17-game streak and 68 during the 24-game streak. The last time the Patriots failed to record at least one sack was in the 2013 season-opener at Buffalo on Sept. 8, 2013.

### McCOURTYREGISTERS CAREER LONG

DB Devin McCourty returned a first quarter interception 60 yards to the Minnesota 1-yard line to set up a Patriots touchdown. It is the longest interception return of his career. He had a 50-yard return as a rookie in 2010 at Detroit (11/25) on Thanksgiving Day.

### JONES ACHIEVES TRIFECTA

DL Chandler Jones blocked a second quarter Minnesota 48-yard field goal attempt, recovered the loose ball and returned it 58 yards for a touchdown. It is the fifth blocked field goal returned for a touchdown in Patriots history and the first returned for a touchdown since S Patrick Chung blocked a field goal attempt that was returned 35 yards for a touchdown by DB Kyle Arrington at Miami on Oct. 4, 2010. It is the second field goal block by Jones. He blocked a 39-yard attempt vs. Miami on Oct. 27, 2013. It is Jones' second career touchdown. He recovered an errant shotgun snap squibbed into the end zone at Baltimore on Dec. 22, 2013.

### MULTIPLE SACKS FOR JONES

Jones finished with his fifth career two-sack game. He had three two-sack games in 2013.

### HIGHTOWER HAS A CAREER FIRST

LB Dont'a Hightower registered his first career two-sack game.

### EASLEY REGISTERS FIRST INT

2014 first round draft pick Dominique Easley registered his first NFL interception in the fourth quarter off QB Matt Cassel. It was his first interception since high school.

### GOSTKOWSKI GOOD LATE

Stephen Gostkowski has made 25 consecutive fourth-quarter field goals, including a 27-yard field goal against Minnesota.

### STARTING BLOCKS

- ★ 2014 fourth-round draft pick **OL Cameron Fleming** made his first NFL start when he lined up as a tackle-eligible tight end.
- ★ 2014 fourth-round draft pick **OL Bryan Stork** saw his first action after being inactive in the season-opener at Miami. He entered the game at center in the fourth quarter.
- ★ Rookie free agent **LB Deontae Skinner** was signed to the 53-man roster from the practice squad the day before the game and saw action at linebacker and on special teams in his NFL debut.
- ★ **DL Chris Jones** made his 2014 debut with a start against the Vikings. He was inactive in the season-opener.
- ★ **WR Aaron Dobson** made his 2014 debut after missing the season-opener at Miami.
- ★ **DL Sealter Siliga** made his first start of the 2014 season.





# PATRIOTS

## Team Notes

### BACK TO SCHOOL

Over the past 10 years, New England has amassed a league-best 24-9 September record. The Patriots are the only team in the NFL with a September winning percentage over .700 and the only NFL team with fewer than 10 September losses since 2004.

#### BEST SEPTEMBER RECORDS SINCE 2004

Team	Wins	Losses	Pct.
New England	24	9	.727
Seattle	23	12	.657
Indianapolis	22	12	.647
Baltimore	22	12	.647
Dallas	22	12	.647

### PATRIOTS 2014 CAPTAINS

The Patriots 2014 team captains were elected by their teammates.

#### OFFENSE

- ★ QB Tom Brady and C Dan Connolly

#### DEFENSE

- ★ DL Vince Wilfork, LB Jerod Mayo and S Devin McCourty

#### SPECIAL TEAMS

- ★ Matthew Slater

Brady has been chosen as a captain for the 13th straight season. Wilfork is a captain for the seventh straight season, Mayo is in his sixth season serving as a captain. McCourty and Slater are captains for a fourth time, and Connolly is a captain for the first time.

### NFL'S BEST RECORD IN THE LAST DECADE

The Patriots record of 125-37 (.776) over the past 10 seasons is the best in the NFL. Over the past 10 years, only four NFL teams have posted a winning percentage of .600 or better.

#### BEST RECORDS SINCE 2004

Team	W	L	T	Pct.
New England	125	36	0	.776
Indianapolis	111	51	0	.685
Pittsburgh	106	56	0	.654
San Diego	101	61	0	.623
Green Bay	97	64	1	.602

### BEST INTERCONFERENCE RECORD

Since realignment in 2002, the Patriots are now 40-9, the best inter-conference record in the NFL.

Team	Record
New England	40-9
Pittsburgh	33-14-1
Indianapolis	32-17
Tennessee	30-19
Atlanta	29-19-1

### NOTES OF INTEREST

#### BILL BELICHICK

- ★ Bill Belichick (219) moved past Hall of Famer Chuck Noll (209) into fifth place all time on the NFL wins list with the Patriots 30-27 win against New Orleans (10/13/13). Curly Lambeau is in fourth place with 229 career wins.
- ★ Belichick (19) needs one more postseason victory to break a tie with Don Shula (19) for second place in postseason wins, behind Tom Landry (20) for most playoff wins by a head coach.
- ★ Belichick has five conference titles and needs one more to match Don Shula, who led his teams to six Super Bowls.
- ★ Belichick has led the Patriots to 13 consecutive winning records (2001-13), third all time behind 20 by Tom Landry (1966-85) followed by 14 by Curly Lambeau (1934-47).

#### TOM BRADY

- ★ Tom Brady has 59 career 300-yard games and ranks fifth all-time for most 300-yard games, third among active players.
- ★ Brady (4,343) reached 4,000 passing yards in 2013 for the sixth time in his career. He joins Dan Marino (6), Brett Favre (6), Drew Brees (8) and Peyton Manning (13) as the only players to have at least five seasons with 4,000 passing yards.
- ★ Brady led the Patriots to his 149th career regular-season win at Minnesota on Sept. 14, 2014 to move out of a tie with Hall of Famer John Elway into third on the all-time win list among starting quarterbacks.

#### JULIAN EDELMAN

- ★ Julian Edelman finished with 105 receptions in 2013 to join Wes Welker (2007-09, 11-12) and Troy Brown (2001) as the only Patriots players to reach 100 receptions in a season. Edelman averaged 6.4 receptions per game in 2013.
- ★ Edelman finished with 1,056 receiving yards in 2013 to become the 10th Patriots player to register a 1,000-yard season.

#### ROB NINKOVICH

- ★ Rob Ninkovich has 11 fumble recoveries since 2010, the most of any player in the NFL over that time. Vince Wilfork is second with seven.
- ★ Ninkovich is the first Patriots player with back-to-back seasons with at least eight sacks (8 in 2012 and 12 in 2013) since Willie McGinest in 1995 (11) and 1996 (9.5). He is the only player to accomplish the feat during Belichick's tenure as head coach in New England.

#### STEPHEN GOSTKOWSKI

- ★ Stephen Gostkowski set the franchise record for most points in a season with 158 total points in 2013.
- ★ Gostkowski broke his own franchise record with 38 field goals in 2013. He originally set the record with 36 field goals in 2008.

### THE GREAT EIGHT

The Patriots have the most overall wins among the original eight AFL teams, four more than this week's opponent, the Oakland Raiders.

#### OVERALL VICTORY TOTAL OF ORIGINAL AFL TEAMS (REGULAR AND POSTSEASON)

TEAM	W	L	T
New England Patriots	464	392	9
Oakland Raiders	459	395	11
Denver Broncos	454	396	10





# 2014

## What To Watch For

### BILL BELICHICK

#### WINNING SEASONS

Belichick (13 straight winning seasons) needs one more winning season to tie Curly Lambeau (14) for the second-most consecutive winning seasons all time, trailing only Tom Landry with 20.

#### MOVING ON UP


Belichick (219 overall career wins) needs 11 wins to move past Curly Lambeau (229) and move into fourth place on the NFL's all-time list.

#### POSTSEASON SUCCESS

Belichick (19 playoff wins) needs one more playoff win as a head coach to break a tie with Don Shula (19) and move into a first-place tie with Tom Landry (20) for most postseason wins as a head coach.

#### SUPER STATUS

Bill Belichick needs to reach one more Super Bowl as a head coach to tie Don Shula for the most conference title, with six.



### CAREER WINS

With a win over Oakland on Sunday, Bill Belichick will move into sole possession of fifth place on the all-time regular

season wins list for NFL head coaches.

HEAD COACH	CAREER WINS
Don Shula	328
George Halas	318
Tom Landry	250
Curly Lambeau	226
<b>Bill Belichick</b>	<b>200</b>
Marty Schottenheimer	200

### TOM BRADY

#### TOUCHDOWN TOM

Brady currently sits in fifth place for most career touchdown passes with 361 and needs six more TD passes to move past Drew Brees (366) into fourth place all time.

#### 300-YARD GAMES

Brady currently sits in fifth place all-time with 59 career 300-yard passing games. Brett Favre (62), Dan Marino (63), Drew Brees (79) and Peyton Manning (84) are the only quarterbacks in front of him.

#### 30 TD PASSES

If Brady reaches 30 or more touchdowns passes in 2014, he will become just the fourth player in NFL history with at least 30 or more touchdown passes in five seasons.

#### 4,000-YARD PASSING SEASON

If Brady reaches 4,000 passing yards in 2014, he will be just the third player in NFL history with at least seven 4,000-yard passing seasons.

#### 50,000 CAREER PASSING YARDS

Brady (49,547) is sixth all-time in passing yards and needs 453 yards to become the sixth NFL player to reach 50,000 passing yards.

#### PLAYER OF THE WEEK

Brady (24) needs two more AFC Offensive Player of the Week honors to tie Peyton Manning (26) for the most player of the week honors in NFL history.

#### LEAGUE LEADER

Brady has led the league in touchdown passes three times in his career and can tie Drew Brees, Len Dawson, Brett Favre, Johnny Unitas and Steve Young (4) for the most seasons leading the league in touchdown passes.

2014 NOTES





# 2014

## What To Watch For

### JULIAN EDELMAN

#### TOP-FLIGHT RETURNER

Edelman has returned 113 punts for 1,398 yards during his career. He is first in team history and fourth in NFL history with a 12.4 average.

#### HIGHEST PUNT RETURN AVERAGE IN THE NFL (75 Returns)

Player	Punt Rt Avg.	Year
George McAfee (Chicago)	12.8 (112-1,431)	(1940-41, 45-50)
Jack Christiansen (Detroit)	12.8 (85-1,084)	(1951-58)
Claude Gibson (SD, OAK)	12.6 (110-1,381)	(1961-65)
<b>Julian Edelman (NE)</b>	<b>12.4 (113-1,398)</b>	<b>(2009-present)</b>
Bill Dudley (PITT, DEN, WAS)	12.2 (124-1,515)	(1942-53)
Devin Hester (CHI, ATL)	12.2 (266-3,249)	(2006-present)
Rick Upchurch (DEN)	12.1 (248-3,008)	(1975-83)
Dexter McCluster (KC, TEN)	12.0 (80-957)	(2010-present)

### STEPHEN GOSTKOWSKI

#### NFL SCORING LEADER #1

Stephen Gostkowski has led the NFL in scoring in each of the last two seasons (2012-13). He can become just the fifth NFL player to lead the NFL in scoring in at least three consecutive seasons, joining Don Hutson (1940-44), and Gino Cappelletti (1963-66), Pat Harder (1947-49) and Paul Hornung (1959-61).

#### NFL SCORING LEADER #2

If Stephen Gostkowski leads the NFL in scoring in 2014, he will join Don Hutson (5) and Gino Cappelletti (5) as the only NFL players to lead the NFL in scoring in at least four seasons. Gostkowski has led the NFL in scoring in 2008, 2012 and 2013.

#### KICKING INTO THE RECORD BOOKS

Gostkowski (1,043) needs 116 points to become the Patriots all-time leader and move past Adam Vinatieri (1,158). He needs 88 points to pass Gino Cappelletti (1,130) for second all-time.

### ROB GRONKOWSKI

#### TOP-10 IN POINTS SCORED

Gronkowski (264 points scored) needs 13 points to move into the top-10 in points scored in Patriots history.

#### ALL-TIME TDS

Gronkowski (44 touchdowns) is tied for sixth all-time in Patriots touchdowns with Tony Collins and needs three more TDs to move past Jim Nance into fifth place all-time in team history.

## RECEPTIONS

#### STREAK

# 52

Gronkowski enters this week with a streak of 52 consecutive regular-season games with a reception - every regular season game of his career since 2010.

#### LONGEST CURRENT STREAKS OF CONSECUTIVE GAMES WITH A RECEPTION BY TIGHT ENDS

- 90 Owen Daniels (Houston/Baltimore)
- 89 Jason Witten (Dallas)
- 83 Heath Miller (Pittsburgh)
- 52 Rob Gronkowski**

### JEROD MAYO

#### LEADING TACKLER

Jerod Mayo is currently tied with Vincent Brown at five years leading the team in tackles. He needs one more 100-tackle season to tie Fred Marion (6) for the all-time lead.

### TEAM

#### SEEKING A SIXTH

The Patriots have won five straight AFC East titles. If they win the division for the sixth straight season in 2014, they will join the Los Angeles Rams (7-1973-79), Pittsburgh Steelers (6-1974-79) and the Minnesota Vikings (6-1973-78) as the only teams since the merger with at least six straight division titles.

#### MOST CONSECUTIVE DIVISION TITLES

Team	Division	Titles	Years
Los Angeles Rams	NFC West	7	1973-79
Pittsburgh Steelers	AFC Central	6	1974-79
Minnesota Vikings	NFC Central	6	1973-78
Dallas Cowboys	NFL Capitol/NFC East	6	1966-71
Cleveland Browns	American/Eastern Conf.	6	1950-55
<b>New England Patriots</b>	<b>AFC East</b>	<b>5</b>	<b>2009-13</b>
<b>New England Patriots</b>	<b>AFC East</b>	<b>5</b>	<b>2003-07</b>
Indianapolis Colts	AFC South	5	2003-07
Dallas Cowboys	NFC East	5	1992-96
San Francisco 49ers	NFC West	5	1986-90
Chicago Bears	NFC Central	5	1984-88
Oakland Raiders	AFC West	5	1972-76

#### HELLO BYE

The Patriots have earned an NFL-record nine first round byes since the 12-team playoff format was instituted in 1990. The Patriots will attempt to add to that record in 2014.





# PATRIOTS

## Sustaining Success

### PATRIOTS ARE MOST FREQUENT SUPER BOWL TEAM OVER LAST 30 YEARS

The Patriots have won seven conference championships since the 1985 season and have more conference titles than any other team over the last 30 years (since 1983). Additionally, the Patriots' six conference titles over the last 25 years are two more than the next closest team and New England's six conference championships in the last 20 years are also more than any other team. New England also has more conference titles over the last 15 years (5) than any other team and trails only Pittsburgh (3) for the most conference titles over the last 10 years (2) of any NFL team.

#### Most Conference Championships in Last 7 Years (2007-2013)

<b>New England</b>	<b>2</b>
Pittsburgh	2
N.Y. Giants	2
8 Other Teams	1

#### Most Conference Championships in Last 10 Years (2004-2013)

Pittsburgh	3
<b>New England</b>	<b>2</b>
Indianapolis	2
N.Y. Giants	2
Seattle	2
8 Other Teams	1

#### Most Conference Championships in Last 15 Years (1999-2013)

<b>New England</b>	<b>5</b>
Pittsburgh	3
N.Y. Giants	3
Seattle	2
Indianapolis	2
St. Louis Rams	2
Baltimore	2

#### Most Conference Championships in Last 20 Years (1994-2013)

<b>New England</b>	<b>6</b>
Pittsburgh	4
Green Bay	3
N.Y. Giants	3
5 Other Teams	2

#### Most Conference Championships in Last 25 Years (1989-2013)

<b>New England</b>	<b>6</b>
Buffalo	4
N.Y. Giants	4
Pittsburgh	4
San Francisco	4
Dallas	3
Green Bay	3

#### Most Conference Championships in Last 30 Years (1984-2013)

<b>New England</b>	<b>7</b>
Denver	6
N.Y. Giants	5
San Francisco	5
Buffalo	4
Pittsburgh	4
Dallas	3
Green Bay	3

### WHAT HAVE YOU DONE FOR ME LATELY?

Since the 2011 season, the Patriots have maintained their spot atop the NFL in terms of regular season winning percentage and regular season points scored. Since the beginning of the 2011 season, the Patriots have the NFL's highest winning percentage and have scored the most points in the NFL. The Patriots also have the NFL's second highest winning percentage since 2012 and have scored the second-most points since 2012.

#### HIGHEST WINNING PERCENTAGE SINCE 2011

TEAM	W	L	T	PCT.	PF	PA
<b>New England</b>	<b>38</b>	<b>12</b>	<b>0</b>	<b>.760</b>	<b>1564</b>	<b>1051</b>
San Francisco	37	12	1	.750	1231	819
Denver	36	14	0	.720	1451	1119
Green Bay	35	14	1	.710	1457	1173
Seattle	32	18	0	.640	1197	837
Cincinnati	32	18	0	.640	1212	974
New Orleans	31	19	0	.620	1480	1160
Baltimore	31	19	0	.620	1138	991

#### HIGHEST WINNING PERCENTAGE SINCE 2012

TEAM	W	L	T	PCT.	PF	PA
Denver	28	6	0	.824	1142	729
<b>New England</b>	<b>25</b>	<b>9</b>	<b>0</b>	<b>.735</b>	<b>1051</b>	<b>709</b>
Seattle	25	9	0	.735	876	522
San Francisco	24	9	1	.721	851	590
Cincinnati	23	11	0	.676	868	651
Indianapolis	22	12	0	.647	799	784
Carolina	21	13	0	.618	767	625
Green Bay	20	13	1	.603	897	814
Baltimore	19	15	0	.559	760	725

#### HIGHEST WINNING PERCENTAGE SINCE 2013

TEAM	W	L	T	PCT.	PF	PA
Denver	15	3	0	.833	661	440
Seattle	14	4	0	.778	464	277
Carolina	14	4	0	.778	410	262
<b>New England</b>	<b>13</b>	<b>5</b>	<b>0</b>	<b>.722</b>	<b>494</b>	<b>378</b>
San Francisco	13	5	0	.722	454	317
Cincinnati	13	5	0	.722	477	331
Arizona	12	6	0	.667	422	355
Philadelphia	11	6	0	.647	476	399
Indianapolis	11	7	0	.647	442	397

#### MOST POINTS SCORED SINCE 2011

Team	Points
<b>New England</b>	<b>1564</b>
New Orleans	1480
Green Bay	1457
Denver	1451
Detroit	1283
San Francisco	1231
Dallas	1227
Atlanta	1221
Chicago	1221

#### MOST POINTS SCORED SINCE 2012

Team	Points
Denver	1142
<b>New England</b>	<b>1051</b>
New Orleans	933
Green Bay	897
Seattle	876
Cincinnati	868
Chicago	868
Dallas	858
San Francisco	851

#### MOST POINTS SCORED SINCE 2013

Team	Points
Denver	661
<b>New England</b>	<b>494</b>
Chicago	493
Dallas	482
Cincinnati	477
Philadelphia	476
New Orleans	472
Green Bay	464

SUCCESS





# INSIDE

## The Numbers

### BY THE NUMBERS

.0096

The Patriots were losing 24-0 at halftime vs. Denver before rallying for a 34-31 overtime win in 2013. Teams are 6-617 in games trailing by at least 24 at halftime for a winning percentage of .0096.

1:56

Stephen Gostkowski has two game-winning field goals in overtime, (vs. Denver [11/14/13] and vs. Baltimore, [10/17/10], with both coming with 1:56 remaining in overtime.

2

Stephen Gostkowski kicked two 53-yard field goals in the win at Houston on Dec. 1, 2013. He is the only Patriots player to kick two 50-yard field goals in the same game. He also had two 50-yard field goals vs. Arizona on Sept. 16, 2012.

2

Stephen Gostkowski executed a successful onside kick in a victory vs. Cleveland (12/8/13) for only the second time in team history. The first came when Jim Lee Hunt recovered a Gino Cappelletti kick at the end of the first half in a 26-10 win vs. the NY Jets (9/27/64.)

3

The Patriots have three players who have brothers that also play in the NFL - Chandler Jones (Arthur Jones/Indianapolis), Devin McCourty (Jason McCourty/Tennessee) and Shane Vereen (Brock Vereen/Chicago).

4

Julian Edelman (13) and Danny Amendola (10) each had 10 or more receptions at Miami on Dec. 15, 2013. It is the fourth time in team history that the Patriots had at least two players finish with at least 10 receptions in the same game.

5

The Patriots recorded four interceptions and six sacks at Minnesota (9/14/14). It is the fifth time in team history and the first time since a 1996 game at San Diego (12/1) that the team has had at least six sacks and four interceptions in a single game.

8

Tim Wright is one of just eight NFL tight ends to reach 50 receptions in their rookie season after he registered 54 receptions as a rookie in Tampa Bay in 2013.

11

Rookie Logan Ryan returned his first career interception 79 yards for a touchdown at the NY Jets (10/20) to become the 11th Patriots player to return his first career pick for a touchdown.

11

Vince Wilfork is in his 11th season with the Patriots under Bill Belichick. It is the longest a defensive player has played under Belichick in New England. Tedy Bruschi played nine seasons under Belichick.

12

The Patriots have won 12 straight games against NFC North teams. It is the longest current streak any NFL team has against another division.

13

The Patriots have compiled a winning record in 13 consecutive seasons and are the third team in NFL history to have 13 straight winning seasons since the 1970 merger.

15

The number of consecutive home wins against AFC East opponents after a 34-20 win vs. Buffalo (12/29/13).

25

Stephen Gostkowski has kicked 245 straight fourth-quarter field goals entering 2014.

35-5

Since the beginning of 2003, the Patriots are 35-4 (.897) in regular season games following a loss, dropping back-to-back games just four times.

38-1

Since 2000, the Patriots are 38-1 when a Patriots player eclipses 100 yards rushing. The only loss during the Bill Belichick era was on Dec. 20, 2004 in a 29-28 Miami win. Since then, the Patriots are 24-0 with a 100-yard rusher.

40-9

Since realignment in 2002, the Patriots have the best inter-conference record in the NFL.

### TOM BRADY BY THE NUMBERS

5

Brady is tied with John Elway as the only quarterback to lead his team to five conference titles. Brady needs to play in one more Super Bowl to match DL Mike Lodish for the most Super Bowls played. Lodish played in six (four with Buffalo and two with Denver).

### TOM BRADY BY THE NUMBERS (continued)

8

Brady tied an NFL record with his eighth start in a Conference Championship Game in 2013, joining Charlie Waters and Jack Reynolds.

11

The number of division championships by Tom Brady, the most division titles ever by a quarterback. Peyton Manning is second with 10.

14

The longest streak of consecutive pass completions by Brady in a regular season game (Dec. 27, 2009 vs. Jacksonville).

16

Brady set a Super Bowl record with 16 straight pass completions in Super Bowl XLVI vs. the New York Giants.

43

The number of times Brady has led his team to victory following a fourth-quarter deficit or tie, including five times in 2013 when he led the team to a win at Buffalo, vs. New Orleans, vs. Denver, at Houston and vs. Cleveland.

86.5

Brady is 45-7 in his career in December and has the best win percentage in December for any quarterback since the merger in 1970.

93.8

The percent of quarterback keepers converted by Brady (91 of 97) for first downs (67-of-70 on third-and-2 or less and 24 of 27 on fourth-and-2 or less).

6,424

Tom Brady is second in NFL history with 6,424 passing yards in the postseason, behind just Peyton Manning (6,589).

### THE KRAFT ERA

3

The number of Super Bowl championships the Patriots have won since Robert Kraft purchased the team in 1994. That mark is the highest total in the NFL over that span.

6

The number of conference championships the Patriots have won since Robert Kraft purchased the team in 1994. That mark is the highest total in the NFL over that span. Pittsburgh is second with four conference titles since 1994.

13

The number of division championships won by the Patriots since Kraft purchased the team in 1994.

15

The number of playoff seasons earned by the Patriots in the 20 seasons since Robert Kraft purchased the team.

33

The number of playoff games the Patriots have appeared in since 1994, the most in the NFL. Green Bay has the second most with 29.

218

The number of consecutive home games that have been sold out, including all playoff and preseason games dating back to the 1994 season opener.

239

The number of games the Patriots have won since Robert Kraft purchased the franchise in 1994. Prior to Kraft's ownership, the team had won 225 total games in its entire history from 1960-93.

### THE BELICHICK ERA

4

Bill Belichick is the first coach to lead his team to four 500-point seasons (2007, 2010, 2011, 2012).

5

Bill Belichick is fifth all-time in wins with 219. Curly Lambeau is fourth with 229 career wins.

6

Bill Belichick is one of six NFL coaches with at least 200 regular season wins.

8

Belichick has been a part of eight Super Bowls overall, including five as a head coach and three as an assistant coach.

11

The number of 11-win seasons by Bill Belichick, second to Don Shula's 13.





# BILL BELICHICK

## NEWS & NOTES



### 20<sup>TH</sup> SEASON AS HEAD COACH • 40<sup>TH</sup> NFL SEASON

**Overall Record:** 219-115 (.656) • **Regular Season:** 200-106 (.653) • **Postseason:** 19-9 (.679)

**With Patriots overall (2000-13):** 181-70 (.721)

**Super Bowl Titles:** 5 (86, 90, 01, 03, 04) • **Conf. Titles:** 8 (86, 90, 96, 01, 03, 04, 07, 11)

**Division Titles:** 18 (75, 78, 86, 89, 90, 96, 98, 01, 03, 04, 05, 06, 07, 09, 10, 11, 12, 13)

Bill Belichick is the only head coach in NFL history to win three Super Bowl titles in a four-year span. He has won more regular season games (123) and more games overall (136) during a 10-year stretch (2002-2011) than any other coach in NFL history. In the 2007 season, Belichick led the Patriots to the fourth undefeated and untied regular season in NFL history and the first since the NFL established a 16-game schedule in 1978.



### AMONG THE GREATS

Bill Belichick has recorded 219 career wins, which is fifth all-time in NFL history. Belichick owns a career winning percentage of .656, which is third all-time, behind George Halas (.682) and Don Shula (.667).

#### TOP WINNING PERCENTAGE AMONG HEAD COACHES WITH AT LEAST 160 WINS (INCL. POSTSEASON)

HEAD COACH	TEAM(S)	YEARS	W	L	T	PCT.
George Halas	CHI	1920-29,33-41,46-55,58-67	324	151	31	.682
Don Shula	BAL/MIA	1963-95	347	173	6	.667
<b>BILL BELICHICK</b>	<b>CLE/NE</b>	<b>1991-95,00-14</b>	<b>219</b>	<b>115</b>	<b>0</b>	<b>.656</b>
Curly Lambeau	GB/CHI/WAS	1921-53	229	134	22	.630

NOTE: Winning percentage calculated using current NFL rules, counting a tie as a half-win, half-loss.

### MOVING ON UP

Bill Belichick is in fifth place on the NFL wins list with 219 career wins.

#### MOST WINS NFL COACHES

HEAD COACH	TEAM(S)	YEARS	W	L	T
Don Shula	BAL/MIA	1963-95	347	173	6
George Halas	CHI	1920-29,33-41,46-55,58-67	324	151	31
Tom Landry	DAL	1960-88	270	178	6
Curly Lambeau	GB/CHI/WAS	1921-53	229	134	22
<b>BILL BELICHICK</b>	<b>CLE/NE</b>	<b>1991-95,00-14</b>	<b>219</b>	<b>115</b>	<b>0</b>

NOTE: Winning percentage calculated using current NFL rules, counting a tie as a half-win, half-loss.

### A WINNING EXTENSION

Bill Belichick has led the Patriots to a winning record for 13 consecutive seasons (2001-2013). The only other NFL coach to have at least 10 consecutive winning seasons with one team since the 1970 merger was Tom Landry, who led the Dallas Cowboys to 16 consecutive winning seasons (1970-1985).

### BETTER THAN AVERAGE

Bill Belichick has now led the Patriots to 13 straight winning seasons (2001-2013). Belichick's 13 straight winning seasons are third all-time, behind 20 by Landry (1966-85) and 14 by Curly Lambeau with Green Bay (1934-47).

#### MOST CONSECUTIVE SEASONS WITH A WINNING RECORD

HEAD COACH	TEAM	YEARS
Tom Landry	Dallas	20 - 1966-1985
Curly Lambeau	Green Bay	14 - 1934-1947
<b>Bill Belichick</b>	<b>New England</b>	<b>13 - 2001-2013</b>
Curly Lambeau	Green Bay	12 - 1921-1932
George Halas	Chicago	10 - 1933-1942
John Madden	Oakland	10 - 1969-1978

### CAREER MILESTONE FOR BELICHICK

Belichick (200) reached 200 career regular-season wins with the victory over Minnesota (9/14/14) to become just the sixth NFL head coach to achieve that feat, joining Don Shula (328), George Halas (318), Tom Landry (250), Curly Lambeau (226) and Marty Schottenheimer (200).

#### NUMBER OF GAMES TO 200 WINS

282 Don Shula
288 George Halas
300 Curly Lambeau
<b>306 Bill Belichick</b>
319 Tom Landry
327 Marty Schottenheimer

Head Coach	Teams	W-L-T (regular season)
Don Shula	Colts/Dolphins	328-156-6
George Halas	Bears	318-148-6
Tom Landry	Cowboys	250-162-6
Curly Lambeau	Packers/Cardinals/Redskins	226-132-22
<b>Bill Belichick</b>	<b>Browns/Patriots</b>	<b>200-106-0</b>
Marty Schottenheimer	Browns/Chiefs/Redskins/Chargers	200-126-1





# BILL BELICHICK

## NEWS & NOTES

### MANNING ON BELICHICK

#### **Peyton Manning on Bill Belichick**

"Coach Belichick is the best coach that I've ever competed against. "I think it's safe to say he'll go down as the greatest NFL coach of all-time. His teams are always well-coached, always well-disciplined, and you know it's going to be a 60-minute fight. To me, that speaks to his coaching."

### ELITE COMPANY

Bill Belichick is one of nine NFL head coaches to win three or more championships since the league began postseason play in 1933, but the only one to win three in four years. Belichick joined an exclusive club in which each of the eight other members has been enshrined in the Pro Football Hall of Fame.

#### **HEAD COACHES WITH THREE OR MORE NFL TITLES (Listed alphabetically)**

HEAD COACH	CHAMPIONSHIP TEAM(S)
<b>Bill Belichick</b>	<b>Patriots (SB XXXVI, XXXVIII, XXXIX)</b>
Paul Brown	Cleveland Browns (1950, 54, 55)
Weeb Ewbank	Baltimore Colts, N.Y. Jets (1958, 59, SB III)
Joe Gibbs	Washington Redskins (SB XVII, XXII, XXVI)
George Halas	Chicago Bears (1921, 33, 40, 41, 46, 63)
Curly Lambeau	Green Bay Packers (1929, 30, 31, 36, 39, 44)
Vince Lombardi	Green Bay Packers (1961, 62, 65, SB I, II)
Chuck Noll	Pittsburgh Steelers (SB IX, X, XIII, XIV)
Bill Walsh	San Francisco 49ers (SB XVI, XIX, XXIII)

### BELICHICK'S PATRIOTS RENAISSANCE

Once head coach Bill Belichick implemented his coaching design on the Patriots, his approach has given him the best record of any NFL head coach who has coached over 40 games since 2001 (including the postseason).

#### **NFL COACHES' RECORDS SINCE 2001**

COACH	TEAM	W	L	T	PCT.
<b>Bill Belichick</b>	<b>New England</b>	<b>177</b>	<b>59</b>	<b>0</b>	<b>.750</b>
Jim Harbaugh	San Francisco	42	15	1	.733
Tony Dungy	Tampa Bay/Indianapolis	101	41	0	.711
Bill Cowher	Pittsburgh	70	35	1	.665
John Harbaugh	Baltimore	72	39	0	.649
Sean Payton	New Orleans	79	45	0	.637
Mike McCarthy	Green Bay	89	51	1	.635
Mike Tomlin	Pittsburgh	77	45	0	.631

### ABOVE THE CENTURY MARK

Bill Belichick has an overall record of 219-115. He joins Don Shula and George Halas as the only coaches with 100 more wins than losses.

#### **MOST WINS NFL COACHES**

HEAD COACH	TEAM(S)	RECORD
Don Shula	BAL, MIA	347-173-6
George Halas	Chicago	324-151-31
<b>Bill Belichick</b>	<b>CLE, NE</b>	<b>219-115-0</b>

### 500+ FOR THREE STRAIGHT YEARS

Bill Belichick is the first head coach in NFL history to lead a team to three straight 500-point seasons (2010-2012). The Patriots are the first franchise in NFL history to score 500 or more points in four seasons (2007-589, 2010-518, 2011-513 and 2012-557). St. Louis is the only other team to have done it three times (1999-526, 2000-540, 2001-503).

### SUPER SUCCESS

Bill Belichick is one of just four head coaches to win three Super Bowl championships and the only coach to win three Super Bowls in the post-1993 salary cap era.

#### **MOST SUPER BOWL VICTORIES**

HEAD COACH	TEAM	TITLES	SEASONS
Chuck Noll	Pittsburgh	4	1974, 1975, 1978, 1979
<b>Bill Belichick</b>	<b>New England</b>	<b>3</b>	<b>2001, 2003, 2004</b>
Joe Gibbs	Washington	3	1982, 1987, 1991
Bill Walsh	San Francisco	3	1981, 1984, 1988

**NOTE:** Sorted by most recent championship. Super Bowls have determined NFL champion since 1966.

### PLAYOFF SUCCESS

#### **MOST PLAYOFF WINS BY AN NFL HEAD COACH**

HEAD COACH	TEAM(S)	WINS
Tom Landry	Dallas Cowboys	20
<b>Bill Belichick</b>	<b>Cleveland Browns, NE Patriots</b>	<b>19</b>
Don Shula	Baltimore Colts, Miami Dolphins	19
Joe Gibbs	Washington Redskins	17
Chuck Noll	Pittsburgh Steelers	16

### 11 ON 11

Bill Belichick now has eleven 11-win seasons, including 10 with the Patriots. He moved out of a tie with Tom Landry for sole possession of second place, behind Don Shula, who had 13 11-win seasons.

#### **NFL HEAD COACHES WITH THE MOST 11-WIN SEASONS**

Don Shula	13
<b>Bill Belichick</b>	<b>11</b>
Tom Landry	10





# BILL BELICHICK

## NEWS & NOTES

### POSTSEASON PROWESS

#### BEST POSTSEASON RECORDS IN NFL HISTORY (minimum of 10 games)

COACH	TEAM(S)	W	L	PCT.
Vince Lombardi	GB/WAS	9	1	.900
Tom Flores	Oakland	8	3	.727
Bill Walsh	San Francisco	10	4	.714
Joe Gibbs	Washington	17	7	.708
Jimmy Johnson	DAL/MIA	9	4	.692
John Harbaugh	Baltimore	9	4	.692
<b>Bill Belichick</b>	<b>CLE/NE</b>	<b>19</b>	<b>9</b>	<b>.678</b>

#### MOST POSTSEASON GAMES AS A HEAD COACH

HEAD COACH	GAMES
Tom Landry (Dallas)	36
Don Shula (Baltimore/Miami)	36
<b>Bill Belichick (Cleveland/New England)</b>	<b>28</b>

### 3X COACH OF THE YEAR

The Associated Press named Bill Belichick the NFL's Coach of the Year in 2010, the third time that Belichick earned the honor. He was also named Coach of the Year following the 2003 and 2007 seasons, joining Don Shula (4-time winner) and Chuck Knox as the only three-time winners.

### BELICHICK ADDED TO HIS RECORD IN 2013

Bill Belichick has coached the Patriots to 11 straight seasons with 10 or more wins after reaching his 10th win of the 2013 season vs. Cleveland on Dec. 8, adding to his NFL record streak. In 2011, Belichick became the first coach in NFL history with nine straight seasons with at least 10 victories. George Seifert has the second most consecutive 10-win seasons with eight from 1989-1996 for San Francisco.

### DIVISION TITLES RECORD

Belichick guided the Patriots to the AFC East Title in 2013. It is the 11th division title of his career, tying him with Don Shula for the most division titles since the 1970 NFL merger.

### FIRST WITH 14 WINS IN 4 SEASONS

Bill Belichick guided the Patriots to an NFL-best 14-2 record in 2010, becoming the first head coach ever to win at least 14 regular-season games in four separate seasons. Only four other coaches — San Francisco's George Seifert (3), Washington's Joe Gibbs (2), Chicago's Mike Ditka (2) and Miami's Don Shula (2) — have more than one 14-win season.

### EIGHT SB APPEARANCES ARE A RECORD

Belichick has been a part of eight Super Bowls during his coaching career, the most in NFL history.

#### MOST SUPER BOWL APPEARANCES AS A HEAD COACH OR ASSISTANT

HEAD COACH	SUPER BOWLS
<b>Bill Belichick</b>	<b>8 (five as a head coach)</b>
Dan Reeves	7 (four as a head coach)
Don Shula	6 (six as head coach)
Tom Landry	5 (five as a head coach)
Chuck Noll	5 (four as a head coach)
Marv Levy	5 (four as a head coach)

### GOOD IN DECEMBER

Bill Belichick is 51-9 (.850) in December with New England, the best record in December among head coaches with one team in NFL history (min. 25 games). George Seifert is second (27-6, .818).

### 8 CONFERENCE CHAMPIONSHIP GAMES

Bill Belichick reached his eighth conference championship game as a head coach in 2013, second to the 10 by Tom Landry.

Head Coach	Conference Championships
Tom Landry	10
<b>Bill Belichick</b>	<b>8</b>
Don Shula	7
Chuck Noll	7
John Madden	6
Bill Cowher	6








# TOM BRADY

## NEWS & NOTES



### CAREER NOTES

Tom Brady has quarterbacked the Patriots to victories in 149 of his 193 career regular season starts, compiling a .772 winning percentage and giving him the best record of any quarterback in the Super Bowl era (since 1966). Brady reached 125 career wins in the fewest starts among quarterbacks in NFL history.

### RECORDING SUCCESS

#### TOP WINNING PERCENTAGES IN SUPER BOWL ERA (Since 1966, Minimum 50 Starts, Regular Season Only)

PLAYER	TEAM(S)	YEARS	W	L	T	PCT.
<b>TOM BRADY</b>	<b>NE</b>	<b>2000-13</b>	<b>149</b>	<b>44</b>	<b>0</b>	<b>.772</b>
Roger Staubach	DAL	1969-79	85	29	0	.746
Joe Montana	SF/KC	1979-94	117	47	0	.713

#### ACTIVE QUARTERBACKS WINNING PERCENTAGE Minimum 32 Starts (two full seasons), Regular Season Only

QUARTERBACK	TEAM(S)	W	L	T	PCT.
<b>TOM BRADY</b>	<b>NE</b>	<b>149</b>	<b>44</b>	<b>0</b>	<b>.772</b>
Russel Wilson	SEA	25	9	0	.735
Peyton Manning	IND/DEN	169	73	0	.698
Ben Roethlisberger	PIT	96	48	0	.667
Aaron Rodgers	GB	59	30	0	.663
Andrew Luck	IND	22	12	0	.647
Joe Flacco	BAL	63	35	0	.643
Andy Dalton	CIN	32	18	0	.640
Matt Ryan	ATL	61	35	0	.635

#### EIGHT AFC CHAMPIONSHIP GAME APPEARANCES

The Patriots secured their eighth conference championship appearance in the Tom Brady - Bill Belichick era (since 2001 with Brady starting at QB) in 2013. By omitting the season Brady missed due to injury in 2008, the Patriots have made eight title games in 12 seasons with Brady as the starter.

### FOUR 30-TD SEASONS

Brady has four 30-touchdown seasons overall after throwing for 34 in 2012, an NFL-leading 36 in 2010, 39 in 2011 and a then NFL-record 50 in 2007. The only other Patriots quarterback to have a 30-touchdown season was Vito "Babe" Parilli in 1964 when he led the AFL with 31. Brady is the fifth quarterback in NFL history to have 30 or more touchdown passes in at least four seasons and the fifth quarterback in NFL history with three or more straight seasons with 30 or more touchdowns.

#### MOST SEASONS WITH 30-PLUS TOUCHDOWN PASSES

Brett Favre	9
Peyton Manning	8
Drew Brees	6
<b>TOM BRADY</b>	<b>4</b>
Dan Marino	4
Aaron Rodgers	3
Kurt Warner	3
Tony Romo	3
Philip Rivers	3

#### THREE OR MORE STRAIGHT 30 TOUCHDOWN SEASONS

Drew Brees	6 (2008-2013)
Brett Favre	5 (1994-98)
Peyton Manning	4 (2009-10, 12-13)
<b>TOM BRADY</b>	<b>3 (2010-2012)</b>
Dan Marino	3 (1984-86)

### 300-YARD AVG. IN THREE SEASONS

Brady averaged 301.7 yards per game in 2012. Brady (300.4 in 2007 and 327.2 in 2011) and joins Drew Brees as the first NFL players to average 300 yards per game in at least three seasons.

#### MOST SEASONS AVERAGING 300 OR MORE YARDS PER GAME

- 4 Drew Brees (2013, 2012, 2011, 2008) • **3 Tom Br (2012, 2011, 2007)**
- 2 Dan Fouts (1982, 1981)

### BRADY ONE OF FIVE

Brady moved out of a third-place tie with John Elway and is third all-time with 149 career wins.

#### MOST CAREER WINS AS A STARTER

(Regular season only) *Italics Indicates active players*

RK	NAME	W	L	T	PCT.
1.	Brett Favre	186	112	0	.624
2.	Peyton Manning	169	73	0	.698
<b>3.</b>	<b>Tom Brady</b>	<b>149</b>	<b>44</b>	<b>0</b>	<b>.772</b>
4.	John Elway	148	82	1	.643
5.	Dan Marino	147	93	0	.613
6.	Fran Tarkenton	124	109	6	.531
7.	Johnny Unitas	119	64	4	.647
8.	Joe Montana	117	47	0	.713
9.	Drew Brees	110	77	0	.588
10.	Terry Bradshaw	107	51	0	.677
11.	Warren Moon	102	101	0	.510

Brady is one of five NFL quarterbacks to average 250 or more yards per game for his career.

#### NFL RECORD FOR MOST PASSING YARDS PER GAME

PLAYER	TEAM	YARDS/GAME
Drew Brees	SD/NO	274.7
Peyton Manning	IND/DEN	270.6
Kurt Warner	STL/ARI	260.8
<b>Tom Brady</b>	<b>NE</b>	<b>254.1</b>
Dan Marino	Miami	253.6





# TOM BRADY

## NEWS & NOTES

### THREE 35-TD SEASONS

Brady is one of four NFL players to have at least 35 touchdown passes in three different seasons.

#### QBS WITH THE MOST 35+ PASSING TOUCHDOWNS IN NFL HISTORY

PLAYER	35+ TD SEASONS
Tom Brady	3 (50 in 2007, 36 in 2010 and 39 in 2011)
Brett Favre	3 (38 in 1995, 39 in 1996 and 35 in 1997)
Peyton Manning	3 (49 in 2004, 37 in 2012 and 55 in 2013)
Drew Brees	3 (46 in 2011, 43 in 2012 and 39 in 2013)

### ECLIPSING 3K

Brady (4,343) reached 3,000 passing yards for the 11th time in his career in 2013 to become one of just six players with at least 11 3,000-yard seasons.

#### NFL RECORD FOR MOST 3,000-YARD SEASONS

18	Brett Favre
15	Peyton Manning
13	Dan Marino
12	John Elway
11	Tom Brady
11	Drew Brees

### SIXTH 4,000-YARD SEASON

Brady finished the 2013 season with 4,343 passing yards, marking the sixth time in his career that he has reached 4,000 passing yards.

#### ALL-TIME 4,000 YARD PASSING SEASONS

13	Peyton Manning
8	Drew Brees
6	Tom Brady
6	Dan Marino
6	Brett Favre
5	Philip Rivers
4	Warren Moon
4	Tony Romo
4	Aaron Rodgers

### 19 CAREER 4-TD GAMES

Brady has thrown four or more touchdowns in a game 19 times with 15 four-touchdown games, two five-touchdown games and two six-touchdown games.

#### MOST GAMES WITH 4+ TOUCHDOWN PASSES

PLAYER	4+ TD GAMES
1. Peyton Manning	31
2. Drew Brees	25
3. Brett Favre	23
4. Dan Marino	21
5. Tom Brady	19
6. Johnny Unitas	17

#### MOST GAMES WITH 4+ TDS AND NO INTERCEPTIONS

PLAYER	GAMES
1. Drew Brees	17
2. Peyton Manning	16
3. Tom Brady	15
4. Brett Favre	12

### SIX FOR SIX-PLUS

Brady has thrown six touchdowns in a game two times and is one of five NFL players to have thrown at least six touchdowns in a game two times. Brady threw six touchdowns at Miami (10/21/07) and vs. Tennessee (10/18/09).

#### NFL PLAYERS WITH AT LEAST TWO 6+TD GAMES

PLAYER	6+ TD GAMES
Peyton Manning	3 (2 6 TD games and 1 7 TD Game)
George Blanda	2 games with 7 touchdowns
Y.A. Tittle	2 (1 game with 7 and 1 with 6 TDs)
Tom Brady	2 games with 6 touchdowns
Charley Johnson	2 games with 6 touchdowns

# WHAT TO

## WATCH FOR

# 50K

Tom Brady (49,547) needs 453 passing yards to become just the sixth quarterback in NFL history to surpass 50,000 yards passing in his career.

### FRANCHISE LEADING PASSER

#### PATRIOTS ALL-TIME LEADING PASSERS

PLAYER	YEARS	ATT	COMP	YARDS
Tom Brady	2000-13	6,664	4,222	49,547
Drew Bledsoe	1993-01	4,518	2,544	29,657
Steve Grogan	1975-90	3,593	1,879	26,886

### MOST CAREER TOUCHDOWN PASSES

Brady is one of five NFL players with at least 360 career touchdowns.

#### MOST CAREER TOUCHDOWN PASSES

(regular season only) Bold indicates active players

RANK	NAME	TOUCHDOWNS
1.	Brett Favre	508
2.	Peyton Manning	497
3.	Dan Marino	420
4.	Drew Brees	366
5.	<b>Tom Brady</b>	<b>361</b>
6.	Fran Tarkenton	342
7.	John Elway	300
8.	Warren Moon	291
9.	Johnny Unitas	290
10.	Vinny Testaverde	275

### MANNING ON BRADY

#### Peyton Manning on Tom Brady

"I think the one thing that jumps out about Tom is just his consistency. I feel like he's been a better player each year than he was the year before, and that, to me speaks to his work ethic in the offseason, his refusal to be complacent or satisfied. He always feels like he can step his game up one level higher, which in some of the seasons he's had you say, 'How can you get better than that?' But I think he has done that."





# TOM BRADY

## NEWS & NOTES

### BRADY RACKS UP PASSING YARDS

Brady has 59 NFL games with 300 or more yards passing and the Patriots are 48-11 in those games.

#### NFL QUARTERBACK 300-YARD GAMES (\* ACTIVE)

##### PLAYER 300-YARD GAMES

Peyton Manning*	84
Drew Brees*	79
Dan Marino	63
Brett Favre	62
<b>Tom Brady*</b>	<b>59</b>
Kurt Warner	52
Dan Fouts	51
Warren Moon	49
Tony Romo*	44

Brady had a career-best 11 300-yard games in the 2011 season, tied for third in NFL history behind Drew Brees (13 in 2011) and Peyton Manning (12 in 2013).

### TOM BRADY'S RECORD AS A STARTER

	REG. SEASON	PLAYOFFS	TOTAL
Overall	<b>149-44</b>	<b>18-8</b>	<b>167-52</b>
Home:	83-13	12-3	95-16
Road:	66-31	6-5*	72-36

#### By Yardage Total

Less than 200:	34-14	4-1	38-15
200-299:	67-19	10-5	77-24
300 or more:	48-11	4-2	52-13

#### Other Records

On Artificial Turf:	86-13	8-5	94-18
Temp Below 40:	32-4	10-2	42-6
Thanksgiving or later:	58-11	18-8	76-19
Leading at Halftime:	113-14	13-4	126-18
Leading after 3 Qtrs:	122-8	12-3	134-11
Overtime:	9-2	1-0	10-2
Passer rating >100.0:	84-5	8-0	92-5

\*Includes five Super Bowls at neutral sites

### TOP QB HOME STARTING RECORDS (MIN. 50 STARTS) SINCE 1970 MERGER (INCLUDES POSTSEASON)

PLAYER	TEAM(S)	W	L	T	PCT.
<b>Tom Brady</b>	<b>NE</b>	<b>95</b>	<b>16</b>	<b>0</b>	<b>.856</b>
Terry Bradshaw	PIT	75	14	0	.843
John Elway	DEN	104	25	0	.806

### 35 GAME-WINNING DRIVES

Brady has 35 game-winning drives in the fourth quarter or overtime in the regular season.

#### MOST GAME WINNING DRIVES IN THE FOURTH QUARTER OR OVERTIME (Regular Season)

PLAYER	TEAMS	4TH QTR GAME-WINNING DRIVES
1. Peyton Manning	IND/DEN	50
2. Dan Marino	Miami	47
3. Brett Favre	GB/NYJ/MIN	43
4. John Elway	Denver	40
<b>5t. Tom Brady</b>	<b>New England</b>	<b>35</b>
5t. Warren Moon	HOU/MIN/SEA/KC	35

### BRADY'S COMEBACKS

Brady has engineered 43 career game-winning performances to lead his team to a victory from a fourth-quarter deficit or tie, including five times in 2013.

TIME REMAINING					PASSING STATISTICS				
DATE	OPP.	SCORE	IN REG.	ATT	CMP	YDS	TD	INT	FINAL
12/08/13	CLE	3-19	15:00	20	16	142	2	0	27-26
12/01/13	at HOU	21-24	15:00	12	8	87	0	0	34-31
11/24/13	DEN	21-24	15:00	19	12	100	1	0	(ot) 34-31
10/13/13	NO	23-27	1:13	5	7	70	1	0	30-27
09/08/13	at BUF	20-21	4:31	7	7	36	0	0	23-21
10/21/12	NYJ	23-26	1:37	9	13	95	0	0	(ot) 29-26
09/30/12	at BUF	21-21	15:00	7	4	78	2	0	52-28
01/22/12	BAL*	16-20	15:00	6	3	20	0	1	23-20
12/24/11	MIA	17-17	15:00	11	8	120	0	0	27-24
10/16/11	DAL	13-16	5:13	9	11	87	1	0	20-16
12/19/10	GB	21-27	13:49	6	5	82	1	0	31-27
11/25/10	at DET	24-24	15:00	5	5	86	2	0	45-24
10/17/10	BAL	10-20	14:53	24	16	156	1	1	(ot) 23-20
09/14/09	BUF	13-24	5:32	13	11	112	2	0	25-24
12/29/07	at NYG	23-28	15:00	12	8	130	1	0	38-35
12/03/07	at BAL	17-24	14:25	17	7	113	1	0	27-24
11/25/07	PHI	24-28	15:00	16	11	109	0	0	31-28
11/04/07	at IND	10-20	9:42	10	8	144	2	0	24-20
01/14/07	at SD*	13-21	8:35	14	9	122	1	1	24-21
12/03/06	DET	13-21	13:07	15	14	101	0	0	28-21
11/26/06	CHI	10-10	14:46	7	6	98	1	0	17-13
09/10/06	BUF	14-17	15:00	6	3	58	0	1	19-17
11/13/05	at MIA	15-16	2:53	2	2	76	1	0	23-16
10/30/05	BUF	7-16	10:07	4	4	69	0	0	21-16
10/09/05	at ATL	28-28	3:52	2	2	17	0	0	31-28
09/25/05	at PIT	10-13	14:19	12	12	167	0	0	23-20
02/06/05	PHI**	14-14	15:00	4	2	33	0	0	24-21
10/03/04	at BUF	17-17	15:00	4	2	8	1	0	31-17
02/01/04	CAR**	29-29	1:08	5	4	47	0	0	32-29
01/10/04	TEN*	14-14	15:00	11	6	27	0	0	17-14
11/30/03	at IND	31-31	10:21	6	3	31	1	0	38-34
11/23/03	at HST	13-20	3:11	14	10	133	1	0	(ot) 23-20
11/03/03	at DEN	23-26	2:51	4	5	58	1	0	30-26
10/19/03	at MIA	13-13	15:00	10	7	147	1	0	(ot) 19-13
10/05/03	TEN	24-27	4:40	1	1	15	0	0	38-30
12/29/02	MIA	13-24	4:59	13	8	69	1	0	(ot) 27-24
11/10/02	at CHI	19-30	5:16	14	9	116	2	0	33-30
09/22/02	KC	38-38	0:00	5	4	46	0	0	(ot) 41-38
02/03/02	STL**	17-17	1:21	8	5	53	0	0	20-17
01/19/02	OAK*	3-13	15:00	27	20	138	0	0	(ot) 16-13
12/16/01	at BUF	6-9	5:57	13	9	116	0	0	(ot) 12-9
12/02/01	at NYJ	14-16	15:00	7	6	56	0	0	17-16
10/14/01	SD	16-26	8:48	18	13	130	1	0	(ot) 29-26

^Statistics are from the time noted until the end of the game \* Divisional Playoffs \*\* Super Bowl

### BRADY IN POSTSEASON

#### NFL ALL-TIME LEADERS/PLAYOFF VICTORIES AS STARTING QUARTERBACK

PLAYER	TEAM(S)	PLAYOFF WINS
<b>Tom Brady</b>	<b>New England</b>	<b>18</b>
Joe Montana	S.F./K.C.	16
Terry Bradshaw	Pittsburgh	14
John Elway	Denver	14
Brett Favre	GB/MIN	13

#### QB'S WITH 3 OR MORE SUPER BOWL VICTORIES

PLAYER	TEAM(S)	WINS
Terry Bradshaw	PIT	4
Joe Montana	SF	4
Troy Aikman	DAL	3
<b>Tom Brady</b>	<b>NE</b>	<b>3</b>

#### PLAYERS WITH MULTIPLE SUPER BOWL MVP AWARDS

PLAYER	TEAM(S)	MVP'S
Joe Montana	SF	3
Terry Bradshaw	PIT	2
<b>Tom Brady</b>	<b>NE</b>	<b>2</b>
Bart Starr	GB	2
Eli Manning	NYG	2





# TOM BRADY

## NEWS & NOTES

### LATE GAME WINNER

Brady now has six career games in which he threw a game-winning touchdown pass in the final minute of the game to turn a Patriots deficit into a Patriots win.

**11/10/02** at Chicago\* **W** **33-30**

The Patriots trailed 30-25 when Brady threw a 20-yard touchdown to David Patten with 21 seconds left to give the Patriots a 33-30 win.

\*-Champaign, Ill.

**11/3/03** at Denver **W** **30-26**

The Patriots trailed 26-23 when Brady threw an 18-yard touchdown to David Givens with 30 seconds left to give the Patriots a 30-26 win.

**12/3/07** at Baltimore **W** **27-24**

The Patriots trailed 24-20 when Brady threw an 8-yard touchdown to Jabar Gaffney with 44 seconds left to give the Patriots a 27-24 win.

**10/16/11** vs. Dallas **W** **20-16**

The Patriots trailed 16-13 when Brady threw an 8-yard touchdown pass to Aaron Hernandez with 22 seconds left to give the Patriots a 20-16 win.

**10/13/13** vs. New Orleans **W** **30-27**

The Patriots trailed 27-23 when Brady threw a 17-yard touchdown pass to Kenbrell Thompson with five seconds left to give the Patriots a 30-27 win.

**12/08/13** vs. Cleveland **W** **27-26**

The Patriots trailed 26-21 when Brady threw a 1-yard touchdown pass to Danny Amendola with 31 seconds left to give the Patriots a 27-26 win.

### RECORD TITLE HOLDER

Tom Brady earned his NFL record 11th division championship in 2013.

**QUARTERBACK** **CAREER DIVISION TITLES**

<b>Tom Brady</b>	<b>11</b>
Peyton Manning	10
Joe Montana	9

### 12-WIN SEASONS

Tom Brady guided the Patriots to their 12th win in 2013. Since entering the NFL in 2000, Brady's teams have reached 12 regular-season wins in eight different seasons, second all-time, behind Peyton Manning.

**STARTING QB'S WITH THE MOST 12-WIN REGULAR SEASONS IN NFL HISTORY**

**PLAYER** **SEASONS**

Peyton Manning	10
<b>Tom Brady</b>	<b>8</b>
Brett Favre	6
John Elway	4
Jim Kelly	4

### BRADY APPROACHING 50K

Tom Brady passed Pro Football Hall of Famer Warren Moon into sixth place all-time at Miami (09/07/14) and now has 49,547 passing yards, 453 yards away from becoming the sixth NFL player with 50,000 passing yards.

**PLAYER** **PASSING YARDS**

1. Brett Favre	71,838
2. Peyton Manning	65,475
3. Dan Marino	61,361
4. Drew Brees	51,651
5. John Elway	51,475
<b>6. Tom Brady</b>	<b>49,547</b>
7. Warren Moon	49,325
8. Fran Tarkenton	47,003
9. Vinny Testaverde	46,233
10. Drew Bledsoe	44,611

### SIXTH QB TO REACH 4,000 COMPLETIONS

Tom Brady (4,222) became the sixth player in NFL history to reach 4,000 completions.

**MOST PASS COMPLETIONS IN NFL HISTORY**

1. Brett Favre	6,300
2. Peyton Manning	5,575
3. Dan Marino	4,967
4. Drew Brees	4,537
<b>5. Tom Brady</b>	<b>4,222</b>
6. John Elway	4,123
7. Warren Moon	3,988

### THIRD FASTEST TO REACH 4,000 COMPLETIONS

Tom Brady has now completed 4,222 passes over his career in the regular season, becoming just the sixth player (third fastest) in NFL history to achieve the feat.

**GAMES PLAYED TO 4,000 CAREER COMPLETIONS**

Drew Brees	169
Peyton Manning	183
<b>Tom Brady</b>	<b>187</b>
Dan Marino	193
Brett Favre	196
John Elway	227

### BRADY HAS FIFTH-BEST QB RATING

PLAYER	YEARS	TEAM	RATING
Aaron Rodgers	2005-14	Green Bay	104.7
Peyton Manning	1998-14	IND/DEN	97.4
Steve Young	1985-99	TB/SF	96.8
Philip Rivers	2004-14	San Diego	96.1
<b>Tom Brady</b>	<b>2000-14</b>	<b>Patriots</b>	<b>95.5</b>
Tony Romo	2004-14	Dallas	95.4

### MOST TD THROWS COACH/QB TANDEM

Tom Brady has thrown 361 career touchdowns under head coach Bill Belichick, the most touchdowns among any head coach/starting quarterback tandem.

**MOST TDS/QB TANDEMS**

(Regular Season Only)

Quarterback/Head Coach	Team	Touchdowns
<b>Tom Brady/Bill Belichick</b>	<b>NE</b>	<b>361</b>
Dan Marino/Don Shula	MIA	352
Drew Brees/Sean Payton	NO	241
Len Dawson/Hank Stram	KC	232





# TOM BRADY

## NEWS & NOTES

### WINNINGEST COACH/QB TANDEM

Bill Belichick and Tom Brady have the best winning percentage among a head coach/starting quarterback tandem since the 1970 merger. The tandem's 149 wins are the most wins by any coach-QB tandem since the 1970 AFL-NFL merger.

#### WINNINGEST COACH/QB TANDEMS SINCE 1970

(Regular Season Only - by winning percentage)

Quarterback/Head Coach	Team	W	L	T	Pct.
<b>Tom Brady/Bill Belichick</b>	<b>NE</b>	<b>149</b>	<b>44</b>	<b>0</b>	<b>.772</b>
Ken Stabler/John Madden	OAK	60	19	1	.756
Jim McMahon/Mike Ditka	CHI	46	15	0	.754
Peyton Manning/Tony Dungy	IND	73	24	0	.753

#### WINNINGEST COACH/QB TANDEMS SINCE 1970

(Regular Season Only - by victories)

Quarterback/Head Coach	Team	W	L	T	Pct.
<b>Tom Brady/Bill Belichick</b>	<b>NE</b>	<b>149</b>	<b>44</b>	<b>0</b>	<b>.772</b>
Dan Marino/Don Shula	MIA	116	68	0	.630
Terry Bradshaw/Chuck Noll	PIT	107	51	0	.601

### MOST STARTS UNDER ONE HC

Tom Brady made his 185th career start at Carolina on Nov. 18, 2013, all under Bill Belichick. It is the most starts by a quarterback under one head coach in NFL history. Brady surpassed Dan Marino, who had 184 career starts under head coach Don Shula. Brady now has 193 career starts under Belichick.

### NFL RECORD FOR ATTEMPTS BETWEEN INTS

Tom Brady attempted 358 consecutive regular season passes without an interception, a streak spanning from Oct. 17, 2010-Sept. 1, 2011. Brady eclipsed Bernie Kosar's record of 308 pass attempts on Dec. 26, 2010 at Buffalo.

#### MOST CONSECUTIVE PASS ATTEMPTS WITHOUT AN INTERCEPTION

<b>358</b>	<b>Tom Brady (Patriots)</b>	<b>2010-11</b>
308	Bernie Kosar (Cleveland)	1990-91
294	Bart Starr (Green Bay)	1964-65
279	Jeff George (IND/ATL)	1993-94
277	Rich Gannon (Oakland)	2001
271	Jason Campbell (Washington)	2007-08

### 10 GAMES WITH 300 YARDS, 4 TDS & 0 INTS

Tom Brady had his 10th NFL game with 300 yards, four touchdowns and no interceptions vs. Pittsburgh (11/03/13), second in NFL history to the 15 such games by Drew Brees.

### SECOND IN DISTINCT HONOR

Tom Brady was named AFC Offensive Player of the Week by the National Football League for his performance in the Patriots' come-from-behind 34-31 overtime victory vs. Denver on Nov. 24, 2013. It is the 24th time in Brady's career that he has received the AFC Offensive Player of the Week honor.

#### CAREER PLAYER OF THE WEEK AWARDS

Player	Career	Team	POW Awards
Peyton Manning	1998-present	Colts/Broncos	26
<b>Tom Brady</b>	<b>2000-present</b>	<b>Patriots</b>	<b>24</b>
Dan Marino	1983-1999	Dolphins	18
Brett Favre	1991-2010	Packers, Jets, Vikings	16
John Elway	1983-1998	Broncos	15

### BRADY SHINES ON MONDAY NIGHT

Brady has thrown 42 touchdown passes on Monday Night Football, tying him for third all-time in that category.

#### CAREER TOUCHDOWN PASSES ON MONDAY NIGHT FOOTBALL

Player	TD Passes on MNF	Games
Dan Marino	74	38
Brett Favre	69	38
<b>Tom Brady</b>	<b>42</b>	<b>18</b>
Steve Young	42	25
Peyton Manning	36	17
Joe Montana	36	20

### THREE TD; NO INT.

Tom Brady is second in NFL history with 38 games with three or more touchdowns and no interceptions. The Patriots are 37-1 (.974) in such games.

#### PLAYER MOST GAMES WITH 3+ TD PASSES AND 0 INT.

Peyton Manning	47
<b>Tom Brady</b>	<b>38</b>
Brett Favre	36
Drew Brees	32
Dan Marino	18
Fran Tarkenton	18

### GREAT WHEN IT'S LATE

Tom Brady has the best record among any starting quarterback in the final four games of the regular season since the 1970 merger.

QUARTERBACK	W-L RECORD	WIN PCT.
<b>Tom Brady</b>	<b>43-9</b>	<b>.827</b>
Philip Rivers	30-6	.833
Roger Staubach	24-6	.800
Joe Montana	35-12	.745
Steve McNair	28-10	.737

### APPROACHING ANOTHER RECORD

Tom Brady played in his 195th NFL game for the Patriots and is now third all-time in most games played as a Patriots player.

Player	Games Played
Bruce Armstrong	212
Julius Adams	206
<b>Tom Brady</b>	<b>195</b>

### BRADY PERFECT VS. VIKINGS

Tom Brady improved to a 4-0 record against the Vikings and is undefeated against eight NFL teams: Minnesota (4-0), Atlanta (4-0), Chicago (3-0), Dallas (3-0), Detroit (3-0), Jacksonville (4-0), Philadelphia (3-0) and Tampa Bay (3-0).





# TOM BRADY

## NEWS & NOTES

### BRADY SEASON NOTES

#### BRADY GOES LONG

2013 marked Tom Brady's third straight 4,000-yard season and the sixth of his career. Brady owns six of the eight 4,000-yard passing seasons in Patriots history.

#### PATRIOTS TOP PASSING YARDS/SEASON

YARDS	PLAYER	YEAR
5,235	Tom Brady	2011
4,827	Tom Brady	2012
4,806	Tom Brady	2007
4,555	Drew Bledsoe	1994
4,398	Tom Brady	2009
4,343	Tom Brady	2013
4,110	Tom Brady	2005
4,086	Drew Bledsoe	1996

### BRADY GAME NOTES

#### BRADY THROWS FOR THIRD-HIGHEST TOTAL

Tom Brady threw for 432 yards vs. Pittsburgh (11/03/13), marking the fifth time in Brady's career that he has eclipsed the 400-yard mark, the third-highest single-game mark of his career.

#### MOST PASSING YARDS IN A GAME IN PATRIOTS HISTORY

Player	Date	Opp	Att	Cmp	Yds	TD	Int
Tom Brady	9/12/11	MIA	48	32	517	4	1
Tom Brady	12/16/12	SF	65	36	443	1	2
Tom Brady	11/03/13	PITT	33	23	432	4	0
Drew Bledsoe	11/13/94	MIN	70	45	426	3	0
Drew Bledsoe	11/23/98	MIA	54	28	423	2	2
Tom Brady	9/18/11	SD	40	31	423	3	0

#### 300 IN A HALF

Brady had his fourth 300-yard half and his third 300-yard second half after throwing for 323 yards in the second half vs. Cleveland on Dec. 8, 2013.

YARDS	GAME	HALF
367	vs. San Francisco (12-16-12)	2nd half
345	vs. Tennessee (10-18-09)	1st half
323	vs. Cleveland (12-08-13)	2nd half
306	at Miami (9-12-11)	2nd half

#### THE BRADY SIX

Tom Brady was the seventh quarterback selected in the 2000 NFL Draft

#### QUARTERBACKS TAKEN IN THE 2000 NFL DRAFT

Rd	Pick	Player	Taken By
1	18	Chad Pennington	NY Jets
3	65	Giovanni Carmazzi	San Francisco
3	75	Chris Redman	Baltimore
5	163	Tee Martin	Pittsburgh
6	168	Marc Bulger	New Orleans
6	183	Spergon Wynn	Cleveland
6	199	Tom Brady	New England

#### BRADY HANGS 50

Brady and the Patriots knocked off Pittsburgh, 55-31 on Nov. 3, 2013, the sixth time that New England scored at least 50 points in a game started by Brady, tying Pro Football Hall of Famer Len Dawson.

Date	Opponent	Score
10/28/07	vs. Washington	52-7
11/18/07	at Buffalo	56-10
10/18/09	vs. Tennessee	59-0
9/30/12	at Buffalo	52-28
11/18/12	vs. Indianapolis	59-24
11/03/13	vs. Pittsburgh	55-31

#### 50-YARD DOUBLE DOWN

Brady has thrown at least two 50-yard passes in the same game eight times in his career. His career best came in 2009 with three 50-yard strikes in one game.

#### BRADY'S GAMES WITH AT LEAST TWO 50-YARD PASSES

10/9/05 @ Atlanta	-55t (3Q) Bethel Johnson -51 (1Q) Deion Branch
1/14/06 @ Denver *AFC Divisional Playoff Round	-73 (4Q) Deion Branch -51 (2Q) Andre' Davis
12/31/06 @ Tennessee	-62t (3Q) Reche Caldwell -52 (1Q) Corey Dillon
12/9/07 vs. Pittsburgh	-63t (2Q) Randy Moss -56t (3Q) Jabar Gaffney >Flea-flicker w/R. Moss
11/15/09 @ Indianapolis	-63t (2Q) Randy Moss -55 (1Q) Randy Moss
12/06/09 @ Miami	-58t (1Q) Randy Moss -58 (2Q) Wes Welker -81t (3Q) Sam Aiken
11/22/12 @ NY Jets	-83t (2Q) Shane Vereen -56t (2Q) Julian Edelman
11/03/13 vs. Pittsburgh	-57 (2Q) Danny Amendola -81t(4Q) Aaron Dobson





# PATRIOTS OFFENSIVE NOTES

## WR DANNY AMENDOLA

### DANNY AMENDOLA ON WEARING TROY BROWN'S #80 JERSEY

When Danny Amendola joined the Patriots in the 2013 offseason, he was assigned jersey #80, the same number worn by Patriots' Hall of Fame member Troy Brown, who finished his career as the team's all-time leading receiver and is still the team's all-time leading punt returner.

Said Amendola on wearing Brown's jersey #80: "I talked to (Troy Brown) a little bit before I came here. I told him he's one of the greatest ever, and it's an honor to wear No. 80. I'm going to try to represent it the best I can."

## RB BRANDON BOLDEN

### BOLDEN HAD FIRST 100-YARD DAY AND FINISHED WITH AN 8.6-YARD AVG.

RB Brandon Bolden's 8.6-yard average at Buffalo (9/30/12) is tied for the third highest ever in a single game for the Patriots among running backs with at least 15 rushing attempts. Bolden earned the FedEx Ground Player of the Week for his performance.

#### HIGHEST RUSHING AVERAGE/SINGLE GAME (MIN. 15 RUSHING ATTEMPTS)

Player	Average
Curtis Martin	9.6 (17-164 vs. Washington, Oct. 13, 1996)
Tony Collins	9.2 (23-212 vs. N.Y. Jets, Sept. 18, 1983)
Sammy Morris	8.6 (16-138 vs. Denver, Oct. 20, 2008)
Jim Nance	8.6 (17-146 at Houston, Dec. 11, 1966)
<b>Brandon Bolden</b>	<b>8.6 (16-137 at Buffalo, Sept. 30, 2012)</b>
Stevan Ridley	8.5 (15-127 at St. Louis, Oct. 28, 2012)

### FOOTBALL RUNS IN BOLDEN'S FAMILY

Bolden's grandfather, Frank Pitts, played 10 years in the NFL (1965-74) as a receiver for Kansas City, Cleveland and Oakland. He was with Kansas City for two Super Bowls, losing Super Bowl I and winning Super Bowl IV. Said Bolden about his grandfather, "I remember being 6 years old, him popping in a highlight film of Super Bowl I and IV. I've seen that tape at least 500 times."

## OL DAN CONNOLLY

### DAN CONNOLLY HAS THE LONGEST KICKOFF RETURN EVER BY AN OFFENSIVE LINEMAN

Dan Connolly was named AFC Special Teams Player of the Week after he returned a kickoff 71 yards to the 4-yard line in the second quarter of the Patriots win vs. Green Bay on Dec. 19, 2010. According to the Elias Sports Bureau, it is the longest kickoff return by an offensive lineman in NFL history. The run by Connolly topped the 48-yard touchdown return by Atlanta's Mal Snyder in 1969. Previously, the longest kickoff return for a Patriots offensive lineman was a 27-yard return by G Stephen Neal on Nov. 30, 2008 vs. Pittsburgh. Connolly's previous best was a 16-yard return vs. Miami on Nov. 8, 2009.

## WR JULIAN EDELMAN

### JULIAN EDELMAN SET FRANCHISE RECORD WITH A 94-YARD PUNT RETURN FOR A TOUCHDOWN

WR Julian Edelman set a franchise record with a 94-yard punt return for a touchdown in the second quarter vs. Miami (01/02/11). The previous longest punt return was an 89-yard touchdown return by Mike Haynes vs. Buffalo on Nov. 7, 1976. Edelman returned his second career punt for a touchdown vs. Kansas City on Nov. 21, 2011 with a 72-yard return. He was named AFC Special Teams Player of the Week for his performance against Kansas City. He scored his third punt return for a touchdown with a 68-yarder vs. Indianapolis (11/18/12) to tie a franchise record.

[Most Punt Return Touchdowns/Patriots Career](#)

#### 3 Julian Edelman

3 Troy Brown  
3 Irving Fryar  
2 Mike Haynes



### EDELMAN SETS PATRIOTS RECORD FOR BEST PUNT RETURN AVERAGE IN A SEASON

Edelman has the two best punt return averages in a single season in New England history. In 2010, Edelman led the AFC and finished second in the NFL with a 15.3 punt return average. Chicago's Devin Hester led the NFL with a 17.1-yard average.

#### PATRIOTS BEST PUNT RETURN AVERAGE/SEASON (MIN. 15 RETURNS)

PLAYER	PR AVG.	YEAR
Julian Edelman	15.5	2012
Julian Edelman	15.3	2010
Mack Herron	14.8	1974
Troy Brown	14.2	2001





# PATRIOTS OFFENSIVE NOTES

## EDELMAN HAS HIGHEST PUNT RETURN AVERAGE IN TEAM HISTORY; FOURTH HIGHEST IN NFL HISTORY

Edelman has returned 113 punts for 1,398 yards during his career and is first in team history and fourth in NFL history with a 12.4 average.

### HIGHEST PUNT RETURN AVERAGE, PATRIOTS CAREER (20 Returns)

Player	Punt Rt Avg.	Year
<b>Julian Edelman</b>	<b>12.4</b>	<b>2009-14 (113-1,398)</b>
Mack Herron	12.0	1973-75 (74-888)
Carl Garrett	11.3	1969-72 (43-487)
Wes Welker	10.4	2007-12 (114-1,185)

### HIGHEST PUNT RETURN AVERAGE IN THE NFL (75 Returns)

Player	Punt Rt Avg.	Year
George McAfee (Chicago)	12.8 (112-1,431)	(1940-41, 1945-1950)
Jack Christiansen (Detroit)	12.8 (85-1,084)	(1951-58)
Claude Gibson (SD, OAK)	12.6 (110-1,381)	(1961-65)
<b>Julian Edelman (NE)</b>	<b>12.4 (113-1,398)</b>	<b>(2009-present)</b>
Devin Hester (Chicago/Atlanta)	12.2 (266-3,249)	(2006-present)
Bill Dudley (PITT, DEN, WAS)	12.2 (124-1,515)	(1942-53)
Rick Upchurch (DEN)	12.1 (248-3,008)	(1975-83)
Dexter McCluster (KC/Tenn.)	12.0 (80-957)	(2010-present)

## EDELMAN'S SETS ANOTHER TEAM RECORD

Edelman had a 47-yard run in the fourth quarter vs. Indianapolis (11/18/12). It is the longest run ever by a Patriots receiver, topping Troy Brown's 35-yard run vs. Tampa Bay on Sept. 3, 2000.

## EDELMAN GOES FROM STANDOUT QB TO WR

Edelman began his college football career with a year at the College of San Mateo (Calif.) before transferring to Kent State where as a senior he completed 56 percent of his passes (153 of 275 passes for 1,820 yards) with 13 touchdowns. He was also the leading rusher, gaining 1,551 yards on 215 attempts (an average of 7.5 yards per carry) and scoring 13 touchdowns. His offensive numbers broke Kent State's single-season record for total offense set by Joshua Cribbs in 2003. Said head coach Bill Belichick on the versatility of Edelman: "He played the quarterback position in college at Kent State and all the positions really that he's played in the NFL - covering kicks, returning kicks, slot receiver, outside receiver, slot defender - he didn't do any of those things in college. I think that really speaks to his versatility and how much he's grown as a player and how many things he's learned how to do that he really didn't have much experience with in college. I'd say that's pretty unusual, especially to be as competent in them as he is."

## EDELMAN TAKES HIS FATHER'S ADVICE

If there is one thing Julian Edelman has never lacked, it's athletic ability. A dual-threat quarterback at Kent State and former baseball standout in high school, Edelman once wowed Toronto Blue Jays players with his impressive footwork while fielding ground balls in an appearance at batting practice in 2011.

This natural ability may have been overlooked by NFL scouts, who let him fall to the Patriots in the seventh round of the 2009 NFL Draft. Edelman remains focused on the lessons his father, Frank Edelman, taught him at a young age. "I'm still constantly trying to learn," Edelman told the *Boston Herald*. "My dad always put it in my head, when you're green, you're growing, when you're ripe, you're lost. When you're done learning, you're done."

## EDELMAN BREAKS 1,000-YARD RECEIVING MARK IN 2013

Edelman finished the 2013 season with 1,056 receiving yards to become the 10th Patriots player to register a 1,000-yard season.

### 1,000-YARD RECEIVING SEASONS IN PATRIOTS HISTORY

Player	Yards	Season
Wes Welker	1,569	2011
Randy Moss	1,493	2007
Stanley Morgan	1,491	1986
Wes Welker	1,354	2012
Wes Welker	1,348	2009
Rob Gronkowski	1,327	2011
Randy Moss	1,264	2009
Troy Brown	1,199	2001
Wes Welker	1,175	2007
Ben Coates	1,174	1994
Wes Welker	1,165	2008
Terry Glenn	1,147	1999
Terry Glenn	1,132	1996
<b>Julian Edelman</b>	<b>1,056</b>	<b>2013</b>
Stanley Morgan	1,029	1981
Irving Fryar	1,014	1991
Harold Jackson	1,013	1979
Randy Moss	1,008	2008
Stanley Morgan	1,002	1979

## EDELMAN HITS THE CENTURY MARK

Edelman finished the 2013 season fourth in the NFL with 105 receptions to join Wes Welker (2007-09, 11-12) and Troy Brown (2001) as the only Patriots players to reach 100 receptions in a season. Edelman averaged 6.4 receptions per game in 2013.

### PATRIOTS PLAYERS WITH 100 RECEPTIONS

Player	Receptions	Season
Wes Welker	123	2009
Wes Welker	122	2011
Wes Welker	118	2012
Wes Welker	112	2007
Wes Welker	111	2008
<b>Julian Edelman</b>	<b>105</b>	<b>2013</b>
Troy Brown	101	2001





# PATRIOTS OFFENSIVE NOTES

## TE ROB GRONKOWSKI

### GRONKOWSKI SET NFL RECORD FOR RECEIVING YARDS BY A TIGHT END

Rob Gronkowski finished the 2011 season with 1,327 receiving yards, surpassing San Diego's Kellen Winslow's 1980 record of 1,290 receiving yards for most receiving yards in a season by a tight end.



#### MOST RECEIVING YARDS BY TIGHT END IN THE NFL

Player	Yards	Year
<b>Rob Gronkowski</b>	<b>1,327</b>	<b>2011</b>
Jimmy Graham (NO)	1,310	2011
Kellen Winslow (SD)	1,290	1980
Tony Gonzalez (KC)	1,258	2004
Todd Christensen (Raiders)	1,247	1983
Jimmy Graham (NO)	1,215	2013
Jackie Smith (STL)	1,205	1967
Tony Gonzalez (KC)	1,203	2000
Pete Retzlaff (PHI)	1,190	1965
Ben Coates (NE)	1,174	1994

#### MOST RECEIVING YARDS BY A PATRIOTS TIGHT END

Player	Yards	Year
<b>Rob Gronkowski</b>	<b>1,327</b>	<b>2011</b>
Ben Coates	1,174	1994
Ben Coates	915	1995
Aaron Hernandez	910	2011
Marv Cook	808	1991
Don Hasselbeck	808	1981

#### MOST RECEPTIONS BY A PATRIOTS TIGHT END

Player	Yards	Year
Ben Coates	96	1994
<b>Rob Gronkowski</b>	<b>90</b>	<b>2011</b>
Ben Coates	84	1995
Marv Cook	82	1991
Aaron Hernandez	79	2011

### GRONKOWSKI HAS CAUGHT AT LEAST ONE PASS IN ALL 52 OF HIS REGULAR SEASON GAMES

Gronkowski has caught at least one pass in all 52 regular season games that he has played in his career. The only game that Gronkowski has played in at the NFL level where he did not have at least one reception was the 2012 AFC Divisional playoff game vs. Houston when he left the game in the first quarter with an injury.

#### LONGEST CURRENT STREAKS OF CONSECUTIVE GAMES WITH A RECEPTION BY TIGHT ENDS

90 Owen Daniels (Houston/Baltimore)

89 Jason Witten (Dallas)

83 Heath Miller (Pittsburgh)

**52 Rob Gronkowski (New England)**

### GRONKOWSKI SET NFL MARK FOR TOUCHDOWNS BY A TIGHT END IN A SEASON

Gronkowski set an NFL record for most touchdowns by a tight end with 18 overall touchdowns in 2011 (17 receiving and 1 rushing). Gronkowski passed the old mark of 13 receiving touchdowns by Vernon Davis (SF in 2009) and Antonio Gates (SD in 2004). In addition to his 17 touchdown receptions, Gronkowski scored on a lateral in the third quarter vs. Indianapolis (12/4/11), credited as his first career rushing play.

#### MOST TOTAL TDs BY A TIGHT END IN A SINGLE NFL SEASON

	Player	Team	Year	TDs
<b>18</b>	<b>Rob Gronkowski</b>	<b>NE</b>	<b>2011</b>	<b>(17 pass, 1 rush)</b>
16	Jimmy Graham	NO	2013	(16 pass)
13	Vernon Davis	SF	2013	(13 pass)
13	Vernon Davis	SF	2009	(13 pass)
13	Antonio Gates	SD	2004	(13 pass)

#### MOST TD RECEPTIONS BY A TIGHT END IN A SINGLE NFL SEASON

	Player	Team	Year	TDs
<b>17</b>	<b>Rob Gronkowski</b>	<b>NE</b>	<b>2011</b>	
16	Jimmy Graham	SF	2013	
13	Vernon Davis	NO	2013	
13	Vernon Davis	SF	2009	
13	Antonio Gates	SD	2004	

### GRONKOWSKI BECAME FIRST PATRIOTS TIGHT END TO RECORD A RUSHING TD

Gronkowski scored a 2-yard touchdown on a lateral from Tom Brady in the third quarter vs. Indianapolis (12/4/11), becoming the first tight end in Patriots history to score a rushing touchdown. Gronkowski is the first NFL tight end to score a rushing touchdown since Tennessee's Bo Scaife had a 31-yard scoring run against Baltimore on Nov. 12, 2006. He is the first tight end since the 1970 merger to have two receiving touchdowns and a rushing touchdown in the same game.

### GRONKOWSKI HAD THREE STRAIGHT 10-TD SEASONS

Gronkowski had three straight 10 touchdown seasons (10 in 2010, 18 in 2011 and 11 in 2012). Gronkowski joins Randy Moss (2007, 2008 and 2009) and Corey Dillon (2004, 2005, 2006) as the only Patriots with three straight 10-plus touchdown seasons and three 10-plus touchdown seasons overall.

#### CONSECUTIVE 10-PLUS TD SEASONS / PATRIOTS HISTORY

**3 Rob Gronkowski - 2010, 2011, 2012**

3 Randy Moss - 2007, 2008, 2009

3 Corey Dillon - 2004, 2005, 2006

2 BenJarvus Green-Ellis - 2010, 2011

2 Curtis Martin - 1995, 1996

#### MOST 10-PLUS TOUCHDOWN SEASONS / PATRIOTS HISTORY

**3 Rob Gronkowski - 2001, 2011, 2012**

3 Randy Moss - 2007, 2008, 2009

3 Corey Dillon - 2004, 2005, 2006

2 BenJarvus Green-Ellis - 2010, 2011

2 Curtis Martin - 1995, 1996

2 Stanley Morgan - 1979, 1986

### GRONKOWSKI REACHED 20 TDS IN FEWEST GAMES AMONG TEs IN NFL HISTORY

Gronkowski reached the 20-touchdown mark in just 26 career games, the fewest games among tight ends in NFL history.

#### TEs TO REACH 20 TD REC. IN THE FEWEST GAMES

Player	Team	Games to 20 TD catches
<b>Rob Gronkowski</b>	<b>Patriots</b>	<b>26</b>
Mike Ditka	Chicago	31
Kellen Winslow	San Diego	35
Antonio Gates	San Diego	37





# PATRIOTS OFFENSIVE NOTES

## GRONKOWSKI IS FIRST TIGHT END WITH THREE STRAIGHT 10-PLUS TOUCHDOWN SEASONS

Gronkowski had 11 touchdowns in 2012 and is the first tight end in NFL history to have three straight 10-plus touchdown seasons.

### CONSECUTIVE 10-PLUS TD SEASON BY A TE/NFL HISTORY

<b>3 Rob Gronkowski</b>	<b>10 in 2010, 18 in 2011, 11 in 2012</b>
2 Antonio Gates	13 in 2004 and 10 in 2005

## GRONKOWSKI IS SECOND ON PATRIOTS LIST FOR TOUCHDOWNS BY A TIGHT END

### MOST RECEIVING TOUCHDOWNS BY A PATRIOTS TIGHT END

Player	TD	Years
Ben Coates	50	1991-99
<b>Rob Gronkowski</b>	<b>43</b>	<b>2010-Present</b>
Russ Francis	28	1975-80, 87-88
Ben Watson	20	2004-09

## MOST TD CATCHES BY A PATS TIGHT END

### MOST TD CATCHES IN A SEASON BY A PATRIOTS TE

Player	Year	Rec	Yds	Avg	Lg	TD
<b>Rob Gronkowski</b>	<b>2011</b>	<b>90</b>	<b>1327</b>	<b>14.7</b>	<b>52t</b>	<b>17</b>
Ben Coates	1996	62	682	11	84t	9
<b>Rob Gronkowski</b>	<b>2010</b>	<b>42</b>	<b>546</b>	<b>13</b>	<b>28</b>	<b>10</b>

Gronkowski finished the 2011 season with 90 receptions, posting the 13th season with 90 or more receptions by a tight end. New Orleans' Jimmy Graham (99) also eclipsed the 90-reception plateau in 2011.

## GRONKOWSKI'S 18 OVERALL TDS ARE SECOND MOST BY A PATRIOT IN A SEASON

Gronkowski finished the 2011 season with 18 overall touchdowns (17 receiving, 1 rushing). His 18 overall touchdowns passed Curtis Martin (17 overall in 1996) for the second highest single-season total in Patriots history.

### PATRIOTS RECORD BOOK / MOST TOUCHDOWNS IN A SEASON

Player	Season	TDs
Randy Moss	2007	23
<b>Rob Gronkowski</b>	<b>2011</b>	<b>18</b>
Curtis Martin	1996	17

## FINDING A WAY TO SCORE

Since Rob Gronkowski entered the league in 2010, he has the highest touchdown reception per game percentage among players with at least 100 receptions and 15 touchdowns.

Player, Current Team	Rec	TD	Pct
<b>Rob Gronkowski, New England</b>	<b>234</b>	<b>43</b>	<b>18.4</b>
Vernon Davis, San Francisco	223	33	14.8
Eric Decker, Denver/N.Y. Jets	231	34	14.7

## SECOND IN NFL HISTORY TO RUSH FOR A TD, CATCH A TD, RECORD A TACKLE AND RETURN A KICKOFF IN THE SAME SEASON

In 2011, Gronkowski became the second tight end in NFL history to rush for a touchdown, catch a touchdown, record a tackle and return a kickoff in the same season. Bo Scaife was the first to accomplish the feat in 2006 with Tennessee.

## GRONKOWSKI IS THE FASTEST TIGHT END TO 40 TOUCHDOWNS

Gronkowski scored his 40th touchdown reception on a 9-yard pass from Tom Brady at Carolina on Nov. 18, 2013 in his 47th NFL game. He is the fastest tight end to reach 40 touchdowns.

### FASTEST TO 40 TOUCHDOWNS RECEIVING/ TIGHT END

Player	Games to 40 touchdown receptions
<b>Rob Gronkowski (NE)</b>	<b>47 Games</b>
Jimmy Graham (NO)	61 Games
Antonio Gates (SD)	71 Games
Jerry Smith (WAS)	76 Games
Kellen Winslow SR. (SD)	92 Games
Dallas Clark (IND)	96 Games
Tony Gonzalez (KC)	101 Games

## GRONKOWSKI: NFL TIGHT END RECORD OF SEVEN GAMES OF TWO OR MORE TDS IN 2011

Gronkowski's seven games with two or more touchdowns in 2011 are an NFL record for a tight end. Antonio Gates (San Diego in 2004) and Jerry Smith (Washington in 1967) each had four two-touchdown games. Gronkowski has 12 such games in his NFL career.

### MOST GAMES WITH 2+ TD RECEPTIONS/ SEASON

8	Randy Moss (Patriots)	2007
<b>7</b>	<b>Rob Gronkowski (Patriots)</b>	<b>2011</b>
7	Cris Carter (Minnesota)	1995
7	Jerry Rice (San Francisco)	1987

## GRONKOWSKI IS TIED FOR SECOND SINCE 2010 WITH 43 TOUCHDOWN RECEPTIONS

Gronkowski's 43 touchdown receptions since the start of the 2010 season are tied for second with Jimmy Graham, behind Calvin Johnson's 47. Gronkowski's 44 overall touchdowns are sixth, behind Adrian Peterson (50), Arian Foster (50), Marshawn Lynch (48), Calvin Johnson (47) and LeSean McCoy (45).

### MOST TOUCHDOWNS RECEPTIONS BY A TIGHT END SINCE 2010

Player	Touchdowns
<b>Rob Gronkowski</b>	<b>43</b>
Jimmy Graham	43
Vernon Davis	33
Antonio Gates	31
Tony Gonzalez	29
Jason Witten	25

### MOST TOUCHDOWN RECEPTIONS SINCE 2010

Player	Touchdowns
Calvin Johnson	47
<b>Rob Gronkowski</b>	<b>43</b>
Jimmy Graham	43
Dez Bryant	41





# PATRIOTS OFFENSIVE NOTES

## GRONKOWSKI HAS 12 CAREER 100-YARD GAMES

Gronkowski registered his 12th career-100-yard game in Week 13 at Houston last season, compiling 127 yards on six receptions. He has the team mark for the most 100-yard games by a tight end.

### MOST 100-YARD GAMES BY A PATRIOTS TIGHT END

Player	100-Yard Games
<b>Rob Gronkowski</b>	<b>12</b>
Ben Coates	9

## ALL IN THE FAMILY

Gronkowski grew up playing football against his brothers in the backyard. Two of his brothers have NFL playing experience. Dan Gronkowski, finished the 2011 season with Cleveland after spending part of the season with the Patriots. He also spent time with Detroit (2009) and Denver (2010). Chris was with San Diego in 2013 after spending 2012 with Denver, 2010 with Dallas and 2011 with Indianapolis. The Gronkowskis are among 23 different sets of three brothers to have played in the NFL and join nine other families with at least three brothers in the NFL playing at the same time.

Family	Brothers	Yr. in NFL at Same Time
<b>Gronkowski</b>	<b>Rob, Dan, Chris</b>	<b>2010-2011</b>
Baldinger	Brian, Gary, Rich	1986-88, 90-92
Browner	Joey, Keith, Ross	1984-87
Olsen	Merlin, Phil, Orrin	1976
Saul	Rich, Bill, Ron	1970
Richardson	Gloster, Tom, Willie	1969
Rooney	Bill, Cobb, Joe	1924-27
Kinderdine	Hobby, Shine, Walt	1924
Nesser	Al, Frank, Fred, John, Phil, Ted	1921

## IN GOOD COMPANY

In 2011, Rob Gronkowski joined Dallas Clark, Jimmy Graham, Tony Gonzalez and Todd Christiansen, as the only tight ends in NFL history with 90-plus receptions, 1,000-plus yards and 10-plus touchdown receptions in a single season.

### TIGHT ENDS WITH 90-PLUS RECEPTIONS, 1000-PLUS YARDS AND 10-PLUS TOUCHDOWNS IN A SEASON

Player	Rec.	Yards	TDs	Year
<b>Rob Gronkowski (NE)</b>	<b>90</b>	<b>1,327</b>	<b>17</b>	<b>2011</b>
Jimmy Graham (NO)	99	1,310	11	2011
Dallas Clark (IND)	100	1,106	10	2009
Tony Gonzalez (KC)	96	1,058	10	2008
Todd Christensen (LAR)	92	1,247	12	1983

## GRONKOWSKI PAST GINO CAPPELLETTI FOR FOURTH ALL-TIME ON PATS TD RECEPTION LIST

Gronkowski's 6-yard touchdown in the second quarter at Miami on Sept. 7, 2014 was his 43rd career touchdown reception. He moved out of a tie with Gino Cappelletti (42) for the fourth-most touchdown receptions in team history.

### MOST PATRIOTS TOUCHDOWN RECEPTIONS/CAREER

67	Stanley Morgan
50	Ben Coates
	Randy Moss
<b>43</b>	<b>Rob Gronkowski</b>
42	Gino Cappelletti
39	Jim Calclough
38	Inving Fryar



## RIDLEY QUALIFIES FOR ALL-TIME TEAM LEAD IN RUSHING AVERAGE

Ridley has 588 rushing attempts for 2,599 yards for a 4.42-yard average to qualify for the team lead in rushing average.

### HIGHEST AVERAGE RUSHING GAIN (CAREER) (450 ATTEMPTS)

Player	Average
<b>Stevan Ridley</b>	<b>4.42, 2011-2014 (588-2,599)</b>
Corey Dillon	4.22, 2004-06 (753-3,180)
Craig James	4.22, 1984-88 (585-2,469)
Kevin Faulk	4.17, 1999-11 (864-3,607)
Laurence Maroney	4.17, 2006-09 (582-2,430)

## NOSE FOR THE END ZONE

Since 2012, Stevan Ridley ranks fourth in the NFL and leads the AFC with 20 rushing touchdowns.

### MOST RUSHING TOUCHDOWNS SINCE 2012

Player	Team	Rushing Touchdowns
Marshawn Lynch	Seattle	25
Adrian Peterson	Minnesota	22
Alfred Morris	Washington	22
<b>Stevan Ridley</b>	<b>New England</b>	<b>20</b>

## STEVAN RIDLEY OVER 1,000 YARDS RUSHING IN 2012

Stevan Ridley reached 1,000 yards in 2012 to give New England its 15th 1,000-yard rushing season. He is the 12th Patriots player to reach 1,000 yards and his 1,263 yards was the fourth-most in franchise history.

### PATRIOTS WITH 1,000 YARDS RUSHING IN A SEASON

Player	Yards	Year
<b>Stevan Ridley</b>	<b>1,263</b>	<b>2012</b>
BenJarvus Green-Ellis	1,008	2010
Corey Dillon	1,635	2004
Antowain Smith	1,157	2001
Robert Edwards	1,115	1998
Curtis Martin	1,160	1997
Curtis Martin	1,152	1996
Curtis Martin	1,487	1995
Leonard Russell	1,088	1993
John Stephens	1,168	1988
Craig James	1,227	1985
Tony Collins	1,049	1983
Sam Cunningham	1,015	1977
Jim Nance	1,216	1967
Jim Nance	1,458	1966





# PATRIOTS OFFENSIVE NOTES

## WR MATTHEW SLATER

### MATTHEW SLATER: LIKE FATHER LIKE SON

Matthew Slater is one of 10 sons of Hall of Fame members to be drafted in NFL history.

**HALL OF FAME FATHERS WITH SONS DRAFTED IN THE NFL**

**Jackie Slater (class of 2001) – son, Matthew Slater (NE)**

Bobby Bell (class of 1983) – son, Bobby Bell (NYJ)

Tony Dorsett (class of 1994) – son, Anthony Dorsett (HOU)

Bob Griese (class of 1990) – son, Brian Griese (DEN)

Russ Grimm (class of 2010) – son, Cody Grimm (TB)

Howie Long (class of 2000) – son, Chris Long (STL)

son, Kyle Long (CHI)

Bruce Matthews (class of 2007) – son, Jake Matthews (ATL)

Don Shula (class of 1997) – son, Mike Shula (TB)

Kellen Winslow (class of 1995) – son, Kellen Winslow (CLE)

### FATHER AND SON COMBINE FOR 10 PRO BOWLS

Matthew Slater was voted to his third straight Pro Bowl in 2013. His father, Jackie Slater, went to seven Pro Bowls. The Slater family's 10 combined Pro Bowls are the second most among father-son contingents to have been voted to at least one Pro Bowl each.

#### MOST FATHER AND SON PRO BOWL SELECTIONS

Players	Pro Bowls
Archie (2), Peyton (13) and Eli Manning (3)	18
<b>Jackie (7) and Matthew Slater (3)</b>	<b>10</b>

### SLATER EMERGED AS A THREE-TIME PRO BOWLER ON SPECIAL TEAMS

Bill Belichick acknowledged Matthew Slater's role as a gunner on special teams: "Matt is one of the best in the league," Belichick said. "Any time the punt return team has to double somebody, that makes it one less guy they can use somewhere else in the return. He almost always draws two guys out there unless they're in an eight-man rush. Most of the time, there's two guys out there — fourth-and-short, where they're trying to protect the box — but he draws a lot of double teams, and deservedly so. He does an outstanding job of covering punts."

### SLATER NAMED CAPTAIN FOR THE FOURTH STRAIGHT SEASON

Patriots wide receiver Matthew Slater has been named to three straight Pro Bowls (2011-13) for his special teams work, but perhaps more revealing of his value to New England is the fact that he has been elected a captain by his teammates for the fourth straight season in 2014.

The special teams ace was willing to share his advice on being a great captain with high school football players in a story published by *The Boston Globe*. "I think first and foremost, you have to be able to put others before yourself. Being a captain and leadership is about serving, and to me, that means a great deal of sacrifice — putting aside personal agendas for the greater common goal. Leadership is equated with sacrifice. I think you have to be willing to do whatever it takes for the unit to succeed. I think you need to lead by example. A lot of times, it's about what you do, not what you say."

### SLATER ON BILL BELICHICK

"Guys have really bought into what we're trying to do here and believing in the goals that we've set to accomplish. We try not to acknowledge all the noise and hype surrounding ballgames. We prepare ourselves to have success by the way we work day-in and day-out on the field and in the meeting room, but it definitely starts with our leadership on this team."

## T NATE SOLDER

### 2011 FIRST ROUND PICK NATE SOLDER

It only took a day for Nate Solder to decide to change from his lifelong position of tight end to tackle after playing his freshman year at Colorado as a tight end. "My coaches came to me and said, 'You'd be an all right tight end, but you'd be an even better tackle,'" he told the *Boston Globe*. "I've always wanted to be great, so that's why I moved to tackle."

He added over 30 pounds after his redshirt freshman season and was named the team's starting left tackle. He played in 2,540 of 2,542 offensive plays over the next three seasons at Colorado and became an immediate contributor on the Patriots offensive line at right tackle as a rookie before moving to left tackle.

## WR KENBRELL THOMPKINS

### JUDGE KEEPS AUTOGRAPHED PICTURE OF KENBRELL THOMPKINS ON HIS DESK

Florida judge Dennis Murphy will never forget Kenbrell Thompson. This is especially true now, as Murphy keeps an autographed picture of Thompson on his desk from Thompson's playing days at El Camino Community College. The picture was a gift from Thompson, who has Murphy to thank for granting him special probation conditions after a drug charge in 2007 that allowed Thompson to leave his crime-riddled neighborhood in Miami, Fla. and attend El Camino. "I'm a firm believer in giving youth a chance to try and turn it around," Murphy told the *Boston Globe*.

After being arrested seven times between the ages of 15 and 18, Thompson excelled at El Camino and went on to play at the University of Cincinnati en route to fulfilling his NFL dream. Thompson earned his degree from Cincinnati in criminal justice.

## RB SHANE VEREEN

### RB SHANE VEREEN SETS TEAM RECORD FOR RECEPTIONS AND RECEIVING YARDS BY A RUNNING BACK

Shane Vereen had 12 receptions for 153 yards vs. Cleveland on Dec. 8, 2013, setting a single-game franchise record for most receptions and most receiving yards by a running back.

#### MOST RECEIVING YARDS BY A PATRIOTS RUNNING BACK/SINGLE GAME

Player	Game	Yards
<b>Shane Vereen</b>	<b>vs. Cleveland (12/08/13)</b>	<b>153</b>
Dick Christy	vs. Oakland (11/04/60)	124
Joe Johnson	vs. Houston (11/25/60)	123

#### MOST RECEPTIONS BY A PATRIOTS RUNNING BACK/ SINGLE GAME

Player	Game	Rec.
<b>Shane Vereen</b>	<b>vs. Cleveland (12/08/13)</b>	<b>12</b>
Kevin Faulk	vs. Tampa Bay (09/03/00)	11
Leroy Thompson	vs. Minnesota (11/13/94)	11
Tony Collins	vs. Philadelphia (11/29/87)	11





# PATRIOTS DEFENSIVE NOTES

## VEREEN IS FIFTH NFL RUNNING BACK TO POST 150 YARDS RECEIVING IN A SINGLE GAME IN THE LAST 10 SEASONS

Player	Team	Yards
Jamaal Charles (2013)	Kansas City	195
Brain Westbrook (2004)	Philadelphia	156
Jahvid Best (2010)	Detroit	154
<b>Shane Vereen (2013)</b>	<b>Patriots</b>	<b>153</b>
Matt Forte (2010)	Chicago	151



## RYAN WENDELL LEADS THE NFL IN PLAY SNAPS IN 2012

Ryan Wendell played a league-high 1,249 snaps in 2012 and it helped earn him a spot on the USA Today All-Joe team. Said Wendell: "I think first it says a lot about the organization, our training staff and our strength training coaches, that they do everything they can all season and all off-season and during the spring to keep us healthy throughout the whole season. I think it says more about them than it does about me individually."



## WHAT IS IN A NUMBER?

When Arrington was first making the transition from Hofstra to the NFL in 2008, he was assigned jersey No. 42. At that point in his career, he was cut by both the Eagles and Buccaneers. When Arrington first arrived in New England as a practice squad player in 2009, he initially donned No. 27. But when No. 24 became available, a result of Jonathan Wilhite leaving in free agency after the 2010 season, Arrington pounced on it.

The reason is that it reflects how he's flipped his NFL fortunes - from a No. 42 struggling to hang on to a No. 24 who has carved out a role on a winning team. Arrington moved from 24 to 25 in an agreement with Adrian Wilson in 2013 to accommodate the veteran's desire to keep the same jersey he had worn during his 12-year NFL career.



## JAMIE COLLINS' JOURNEY

The road to the NFL has been anything but easy for linebacker and 2013 second-round draft pick Jamie Collins. The youngest of five siblings growing up in Meadville, Miss., Collins lost both of his parents when he was six years old and was raised by one of his sisters, who was in her mid 20s.

Collins turned to football as an outlet to help him through the tough times. "It means a lot. It's my living," Collins told the *Boston Herald*. "It kept me on track." Collins' resiliency in dealing with adversity has made a lasting impact on fellow Mississippi native Stevan Ridley, who grew up 30 miles west of Meadville in Natchez, Miss., and got to know Collins through a family friend. "What I've known about him, he really has been a strong person," Ridley told the Herald. "Anybody that's gone through the thing that he's gone through and can still find a way to be successful on the football field, you have to be mentally tough. That's what he's kind of done as a teammate here. He's come in here and accepted his role and did a pretty good job as a rookie."



## HIGHTOWER WEARS TEDY BRUSCHI'S JERSEY #54

As a first round draft pick, Dont'a Hightower is used to high expectations. Hightower went to training camp with jersey #45 but was switched to jersey #54 prior to the start of his rookie year in 2012. Former LB Tedy Bruschi wore #54 for 13 seasons.

Hightower understands the importance of the number and hopes to live up to its legacy. "I definitely feel honored to be able to wear this number," Hightower said. "I've read that Tedy didn't want it to be retired and he hoped another linebacker would come in and be able to wear this number and be able to play as well. I feel honored. Tedy was a great player, and he means a lot to this organization. I'm definitely proud to be able to wear this number."



## CHANDLER JONES FOLLOWS IN BROTHERS' FOOTSTEPS

Chandler Jones has two brothers, Arthur, a fifth-round NFL Draft selection by the Baltimore Ravens in 2010 (currently with the Indianapolis Colts), who was a Syracuse defensive tackle, and Jon "Bones" Jones, a UFC fighter and the reigning Lightweight Champion.

## JONES PILED UP SACKS IN 2013

Jones had three two-sack games in 2013 with two vs. Pittsburgh on Nov. 3 and two in both 2013 meetings against the New York Jets. He finished the 2013 season with 11½ sacks on the year. The Patriots have now had a player finish with 10 or more sacks in a season 15 times in team history.

### PATRIOTS 10-PLUS SACK SEASONS

Sacks	Player	Year
12.0	Tony McGee	1977
10.0	Bobby Hamilton	1977
11.5	Tony McGee	1978
10.5	Tony McGee	1979
18.5	Andre Tippett	1984
16.5	Andre Tippett	1985
10.0	Garin Veris	1985
11.0	Garin Veris	1986
12.5	Andre Tippett	1987
11.0	Willie McGinest	1995
12.5	Mike Vrabel	2007
10.0	Tully Banta-Cain	2009
10.0	Mark Anderson	2011
10.0	Andre Carter	2011
<b>11.5</b>	<b>Chandler Jones</b>	<b>2013</b>





# PATRIOTS DEFENSIVE NOTES

## RACKING UP SACKS

Chandler Jones reached a single-season high in 2013 11½ with sacks. He had six sacks as a rookie in 2012. He has 2.0 sacks so far in 2014.

### MOST SACKS IN THE FIRST THREE SEASONS/PATRIOTS HISTORY

Player	Seasons	Sacks
Garin Veris	1985-87	28.0 (10.0, 11.0, 7.0)
Andre Tippett	1982-84	27 (0, 8.5, 18.5)
Willie McGinest	1994-96	25 (4.5, 11, 9.5)
Chris Slade	1993-95	22.5 (9.0, 9.5, 4.0)
Brent Williams	1993-95	20 (7.0, 5.0, 8.0)
<b>Chandler Jones</b>	<b>2012-14</b>	<b>19.5 (6.0, 11.5, 2.0)</b>



## MAYO A TACKLING MACHINE

Jerod Mayo has his fifth straight 100-tackle season and his second season with over 180 total tackles after finishing the season with 184 tackles in 2012, the fifth-highest single season tackle total in franchise history. Mayo's 184 tackles are second to the 193 he had in 2010. Mayo registered at least 10 tackles in 10 games, including a season-high of 20 vs. the New York Jets (10/28/12). He matched his career-best with 10 games with 10 tackles. In 2010 he also had 10 games with 10 or more tackles.



### PATRIOTS SINGLE SEASON TACKLE LEADERS ALL-TIME

Year	Player	Tackles
1983	LB Clayton Weishuhn	229
1984	LB Steve Nelson	207
<b>2010</b>	<b>LB Jerod Mayo</b>	<b>193</b>
1980	LB Steve Nelson	186
<b>2012</b>	<b>LB Jerod Mayo</b>	<b>184</b>

## JONES NAMED AFC DEFENSIVE PLAYER OF THE MONTH FOR NOVEMBER IN 2013

Jones was named AFC Defensive Player of the Month for November in 2013 by the National Football League. It is the first time in his career that he has received the honor. Jones registered 16 total tackles and four sacks in the team's three November games to push his season total to 10 ½ sacks. The Patriots have now had a player finish with 10 or more sacks in a season 15 times. Jones has 17 ½ sacks (6 in 2012 and 11 ½ in 2013) in his first two NFL seasons, which ranks third in team history for most sacks in a player's first two seasons. Garin Veris had 21 and Chris Slade had 18 ½. Jones is the first Patriots player to earn an AFC Defensive Player of the Month honor since S Eugene Wilson was named AFC Defensive Player of the Month for September in 2004.

## JONES ACHIEVES TRIFECTA

DL Chandler Jones blocked a second quarter Minnesota 48-yard field goal attempt, recovered the loose ball and returned it 58 yards for a touchdown. It is the fifth blocked field goal returned for a touchdown in Patriots history and the first returned for a touchdown since S Patrick Chung blocked a field goal attempt that was returned 35 yards for a touchdown by DB Kyle Arrington at Miami on Oct. 4, 2010. It is the second field goal block by Jones. He blocked a 39-yard attempt vs. Miami on Oct. 27, 2013. It is Jones' second career touchdown. He recovered an errant shotgun snap squibbed into the end zone at Baltimore on Dec. 22, 2013.



## THIRD TEAM IS A CHARM

Chris Jones had an early introduction to failure in the NFL. Taken behind 37 other defensive linemen in the 2013 NFL Draft, the defensive tackle was cut by two teams over a span of just 11 days. After selecting him in the sixth round with the 198th overall pick, the Houston Texans cut Jones on Aug. 31. Jones signed with the Tampa Bay Buccaneers on Sept. 1, but lasted only 10 days, as the Buccaneers released him on Sept. 10. Rather than be deterred by these early disappointments, however, Jones maintained a positive outlook when he signed with the Patriots on Sept. 11, and it has paid off in a big way. Thrust into a starting role after key injuries to the defensive line, Jones finished his rookie season with six sacks. Jones' sudden success may have come as a surprise to some, but not to Dave Clawson, Jones' college coach at Bowling Green. Jones was part of Clawson's first recruiting class and blossomed into an All-American and two-time captain for the Falcons. "It's hard to talk about Chris without getting a little bit emotional," Clawson told the *Boston Herald*, "because he was that special of a player and person in our program."

## MAYO TIES TEAM MARK

Jerod Mayo has led the Patriots in tackles for five straight seasons (2008-12), joining Vincent Brown and Steve Nelson as the only Patriots players to lead the team in tackles for five straight seasons.

### Most years Leading the Patriots in Tackles

**5 Jerod Mayo (2008, 2009, 2010, 2011, 2012)**  
5 Vincent Brown (1991, 1992, 1993, 1994, 1995)  
5 Steve Nelson (1979, 1980, 1982, 1984, 1985)

## YOUNG LEADER

Jerod Mayo learned knowledge and discipline are the keys to success while spending afternoons with his three brothers under the supervision of their grandfather, Walter Johnson, a retired Air Force veteran of 30 years. While Mayo's mother worked two jobs, Johnson taught the boys discipline, responsibility and the value of life. Those lessons helped Mayo develop a work ethic and demeanor that has earned him the nickname of "Old Soul" from his teammates. His leadership skills and talent helped him become only the second Patriot to be named AFC Rookie of the Year, earning that title in 2008 to join Michael Haynes (1976).

## MAYO ON WHY THE PATRIOTS HAVE SUCCESS

Mayo, who serves as a defensive co-captain for New England, says the team's continued success is a result of the entire organization working towards one common goal.

"If you want to be a good football team, you'll never be stuck in rush-hour traffic," says Mayo. "You are the first one here and the last one to leave. I think guys really buy into that, guys that come from other teams, I think they follow the lead of the bulk of this team."





# PATRIOTS DEFENSIVE NOTES



## DOUBLE TROUBLE: DB DEVIN McCOURTY

After being selected by the Patriots in the first round of the 2010 NFL Draft, DB Devin McCourty became part of a select group in league history. McCourty's identical twin brother, Jason, is a cornerback with Tennessee, selected in the sixth round of the 2009 NFL Draft. The two are the 12th set of twins to play in the NFL. Devin redshirted for the 2005 season and therefore was a year behind his brother in eligibility. McCourty is the second twin to suit up for the Patriots, after CB Kato Serwanga was a member of the team from 1998-2000. His twin brother, Wasswa, played for San Francisco and Minnesota from 1999-2001. According to McCourty's mother, the two can only be told apart by tiny scars on their faces left by chickenpox. The McCourty twins are one of two active sets of twins playing in the NFL.

[Current Twins Playing in the NFL](#)

**Devin (NE) and Jason McCourty (TEN)**

Maurkice (PIT) and Mike Pouncey (MIA)

## McCOURTY POSTS SECOND-LONGEST KICKOFF RETURN IN FRANCHISE HISTORY

Devin McCourty had a 104-yard kickoff return for a touchdown in the first quarter vs. the Jets (10/21/12), the second longest kickoff return in team history. Ellis Hobbs has the longest in team history with a 108-yard return for a touchdown at the New York Jets on Sept. 9, 2007. McCourty was named AFC Special Teams Player of the Week for his performance.

[Longest Kickoff return in Patriots History](#)

Ellis Hobbs	108TD at New York Jets (09-09-07)
<b>Devin McCourty</b>	<b>104TD vs. New York Jets (10-21-12)</b>

## IN GOOD COMPANY

Devin McCourty earned Associated Press All-Pro Second Team honors at safety for his performance in 2013. He also earned Second Team All-Pro Honors as a rookie in 2010 when he played cornerback. McCourty joins Pro Football Hall of Famers Rod Woodson and Ronnie Lott as the only NFL players to earn All-Pro honors at both safety and cornerback.



## NINKOVICH LEADS NFL OVER LAST FOUR SEASONS WITH 11 FUMBLE RECOVERIES

Ninkovich has more opponent fumble recoveries (11) over the last five seasons (2010-2014) than any other NFL player. Chicago's Brian Urlacher (retired) and Vince Wilfork are second during that time with seven opponent fumble recoveries.



## NINKOVICH: WHERE DID HE COME FROM?

Rob Ninkovich's journey to the Patriots was not easy. He entered the league as a fifth-round pick by the Saints in 2006 and was waived four times by New Orleans and Miami before landing in New England on Aug. 2, 2009. He spent the 2009 offseason trying to make the New Orleans team as a long snapper. Before coming to the Patriots, he had appeared in just eight games over three seasons. He doubled that total in his first year in New England, appearing in 15 games in 2009 and his role on the team has grown since, earning a starting role at linebacker in 2010 and 2011 before moving to a starting role on the defensive line in 2011.

## NINKOVICH TIED CAREER-HIGH IN SACKS IN 2013

Ninkovich tied a career-high with 8.0 sacks in 2013. He also had 8.0 sacks in 2012. Ninkovich is the first Patriots player with back-to-back seasons with at least eight sacks since Willie McGinest in 1995 (11) and 1996 (9.5). He is the only player to accomplish the feat during Belichick's tenure as head coach in New England.

## NINKOVICH SCORED AS A TE IN COLLEGE

Ninkovich played some at tight end in college at Purdue and caught two touchdown passes with a 2-yard touchdown pass from Buffalo QB Kyle Orton and a 1-yard touchdown pass from New York Giants and Indianapolis QB Curtis Painter.





# PATRIOTS DEFENSIVE NOTES

## CB DARRELLE REVIS

### REVIS' HOMETOWN PATRIOTS CONNECTION

Revis and former Patriots CB Ty Law are close friends, having both grown up in Aliquippa, Pa.,. Revis considers Law a close family friend. He sees Law as somewhat of an adviser.

"Ty has been a mentor through my whole life. He's a very close friend to my family. I talk to Ty all the time - about life and football. I'm just happy he's on my side and I can bounce questions off of him and ask him certain things because he has a lot of experience. Ty's always there in my corner to help me whether it's football or life. I thank Ty for that."

### LEAGUE LEADER

Darrell Revis leads the NFL in passes defended since entering the league in 2007.

RANK	PLAYER	PD
1	<b>Darrell Revis</b>	<b>112</b>
2	Deangelo Hall	105
3	Tramon Williams	105
4	Asante Samuel	103

### GAME CHANGER

Darrell Revis has 21 career regular-season interceptions - four of which have either sealed a win or led to a game-winning score.

#### GAME SAVING INTERCEPTIONS

**9/7/08** at Miami **W** **20-14**

The Dolphins were driving deep into Jets territory late in the fourth quarter when Revis intercepted Miami QB Chad Pennington in the end zone with :10 left to secure the win.

**12/3/09** at Buffalo **W** **19-13**

The Bills had possession down by six points with 2:32 left when Revis picked off Bills QB Ryan Fitzpatrick on a deep pass intended for WR Terrell Owens. New York ran out the clock with four kneel downs.

**9/11/11** Dallas **W** **27-24**

With the score tied at 24 with under one minute in the fourth quarter, Revis intercepted a Tony Romo pass intended for Dez Bryant and returned the pick 20 yards into Dallas territory to set up the game-winning field goal.

**11/11/13** vs. Miami **W** **22-19**

With 1:44 remaining, Dolphins QB Ryan Tannehill threw a deep pass intended for WR Mike Wallace that was picked off by Revis in Buccaneers territory. Tampa Bay took possession and ran out the clock for the victory.

## DB LOGAN RYAN AND DB DURON HARMON

### CLASSMATES LOGAN RYAN AND DURON HARMON REUNITE IN NEW ENGLAND

Defensive backs Logan Ryan and Duron Harmon are used to learning a new system together. Ryan and Harmon began their college football careers together as members of the same recruiting class at Rutgers University and developed a close friendship during their four years in Piscataway, N.J. As fate would have it, Ryan and Harmon would begin their NFL journeys together as well when the Patriots selected the two defensive backs just eight picks apart in the third round of the 2013 NFL Draft. Reunited once again, the former Scarlet Knights are excited and eager to make their mark, just as they did at Rutgers. "We talked before the draft and said how good it would be to play on the same team again, and for it to happen again, it's exciting and it's a blessing," Harmon told the *Boston Globe*. "It's great [we're contributing], because at the end of the day you want to play, and to contribute to a team like this, it's fun."

### RYAN RETURNS FIRST PICK FOR A TOUCHDOWN

Ryan returned his first NFL interception 79 yards for a touchdown in the first quarter at the New York Jets on Oct. 20, 2013. The last Patriots player to return their first career interception for a touchdown was Kyle Arrington in 2010 against the Green Bay Packers, when he took back a Matt Flynn pass 36 yards for a touchdown. The last rookie Patriots player to return their first career interception for a touchdown was James Sanders in 2005:

#### PATRIOTS PLAYERS TO RETURN THEIR FIRST CAREER INT FOR A TD

Season	Player	INT TD Yds
<b>2013</b>	<b>Logan Ryan</b>	<b>79</b>
2010	Gary Guyton	59
2010	Kyle Arrington	36
2005	James Sanders	39
2003	Asante Samuel	55
1999	Andy Katzenmoyer	59
1996	Willie McGinest	46
1992	Chris Singleton	82
1967	John Charles	35
1963	Jim Hunt	78
1961	Don Webb	27

### RYAN RETURNS... TO SCHOOL

When Logan Ryan decided to leave Rutgers and enter the NFL Draft after his redshirt junior season in 2012, he made a promise to his parents that after his rookie year, he would return to school and earn his degree.

Ryan kept his promise and graduated in the spring of 2014 with a degree in labor relations and a minor in psychology.

"I committed to Rutgers, not only as a football player, but as a student, so I was going to make sure I finished that end too," Ryan told NJ.com.

"It's a big accomplishment in my life. I held my word to my parents and stuck with it and I'm fortunate. It took a lot of work, but I was able to go back and finish and walk in graduation."





# PATRIOTS DEFENSIVE NOTES

## RYAN'S FIRST NFL SACK RESULTS IN A FORCED FUMBLE

Ryan forced a fumble on his first NFL sack vs. Miami on Oct. 27, 2013, a week after returning his first career interception for a touchdown. Ryan strip-sacked Ryan Tannehill, forcing a fumble on a 10-yard sack that was recovered by Rob Ninkovich to give the Patriots possession at the Dolphins' 13-yard line in the third quarter. The play set up a 3-play, 13-yard drive that ended in Brandon Bolden's 2-yard touchdown run that tied the game at 17 in the third quarter. The play marked the second time in as many weeks that a Ryan turnover led to Patriots points. The previous week against the New York Jets, Ryan scored on a 79-yard interception return for a touchdown.



## JOE VELLANO IS ONE OF FOUR FATHER-SON DUOS TO BE NAMED ALL-AMERICANS AT THE SAME DIVISION I SCHOOL

Joe Vellano and his father, Paul, are one of only four father-son duos to be named All-Americans at the same Division I school. Paul Vellano was drafted in the 14th round of the 1974 NFL Draft by the Chicago Bears and played in the World League in 1974 and 1975 for the Florida Blazers in 1974 and then with the San Antonio Wings in 1975 when the franchise relocated there.

<u>Father/Son Duo</u>	<u>School</u>
<b>Paul and Joe Vellano</b>	<b>Maryland</b>
Eli and Archie Manning	Mississippi
Kevin and Drew Butler	Georgia
Lee and Travis McGriff	Florida



## WILFORK: REASONS FOR TEAM SUCCESS

Patriots Pro Bowl DL Vince Wilfork, who has served as a defensive captain for the Patriots for seven straight seasons, says the team's continued success is a result of the entire organization working towards one common goal: "The Patriots are all about team, family and smart football players. They try to get good people here from coaches to guys who work in the front office to guys who put on this uniform. I think everybody has to have one goal in mind, and that's to be together. When you get an organization together that is seeking one goal, you can be pretty successful."







# PATRIOTS SPECIAL TEAMS NOTES

## K STEPHEN GOSTKOWSKI

### GOSTKOWSKI LED NFL IN 2013 WITH 158 POINTS

Stephen Gostkowski finished first in the NFL in 2013 with 158 total points, a single-season career-high and a Patriots team record. His previous best was 153 points in 2012. Gostkowski surpassed the 155 total points scored by Gino Cappelletti in 1964.

**Patriots Record for Most Points in a Season**

**158 Stephen Gostkowski, 2013**

155 Gino Cappelletti, 1964 (includes 7 TDs)

**153 Stephen Gostkowski, 2012**

**148 Stephen Gostkowski, 2008**

147 Gino Cappelletti, 1961

**143 Stephen Gostkowski, 2011**



**NFL Record for Most Points by a Kicker**

166 David Akers (San Francisco) in 2011

164 Gary Anderson (Minnesota) in 1998

163 Jeff Wilkins (St. Louis) in 2003

161 Mark Moseley (Washington) in 1983

**158 Stephen Gostkowski (New England) in 2013**

157 Mike Vanderjagt (Indianapolis) in 2003

**153 Stephen Gostkowski (New England) in 2012**

### GOSTKOWSKI IS ONE OF JUST SIX PLAYERS TO LEAD LEAGUE IN SCORING FOR AT LEAST THREE SEASONS

Gostkowski led the NFL with 158 total points in 2013. Gostkowski led the NFL in scoring in 2008 with 148 points and in 2012 with 153 points and with his NFL-leading 158 points in 2013 he is one of six players to lead the NFL in scoring for at least three seasons.

**NFL Record for Most Seasons Leading the League in Scoring**

5 Don Hutson Green Bay (1940-44)

5 Gino Cappelletti Patriots (1961, 1963-66)

**3 Stephen Gostkowski (2008, 2012, 2013)**

3 Earl Clark, Portsmouth (1932), Detroit (1935-36)

3 Pat Harder, Chicago Cardinals (1947-49)

3 Paul Hornung, Green Bay (1959-61)

### GOSTKOWSKI BREAKS HIS OWN TEAM RECORD FOR MOST FIELD GOALS IN A SEASON IN 2013

Gostkowski tied for the NFL lead with Baltimore's Justin Tucker with 38 field goals in 2013. Gostkowski 38 field goals broke his own franchise record for most field goals in a season. He originally set the franchise record with 38 field goals in 2008.

**MOST FIELD GOALS MADE IN A SEASON/ PATRIOTS**

Player	Field Goals	Year
<b>Stephen Gostkowski</b>	<b>38</b>	<b>2013</b>
<b>Stephen Gostkowski</b>	<b>36</b>	<b>2008</b>
Tony Franklin	32	1986
Adam Vinatieri	31	2004
Adam Vinatieri	31	1998

### GOSTKOWSKI HAD SECOND BEST FIELD GOAL PERCENTAGE IN A SEASON IN 2013

Gostkowski made 38-of-41 field goal attempts for a 92.7 field goal percentage in 2013, the second-best percentage for a single season in team history.

**PATRIOTS BEST FIELD GOAL PCT./SEASON**

(Minimum 30 Attempts)

Player	Years	FGM	FGA	Pct.
Adam Vinatieri	2004	31	33	.939
<b>Stephen Gostkowski</b>	<b>2013</b>	<b>38</b>	<b>41</b>	<b>.927</b>
<b>Stephen Gostkowski</b>	<b>2008</b>	<b>36</b>	<b>40</b>	<b>.900</b>
Adam Vinatieri	2002	27	30	.900

### GOSTKOWSKI'S 38 FIELD GOALS IN 2013 ARE TIED FOR THE 5TH MOST EVER IN A SEASON

**MOST FIELD GOALS MADE IN A SEASON/NFL**

Player	Field Goals	Year
David Akers (San Francisco)	44	2011
Neil Rackers (Arizona)	40	2005
Olindo Mare (Miami)	39	1999
Jeff Wilkins (St. Louis)	39	2003
<b>Stephen Gostkowski (Patriots)</b>	<b>38</b>	<b>2013</b>
Justin Tucker (Baltimore)	38	2013

### EVEN STEPHEN

Since joining the Patriots as a fourth-round draft choice in 2006, Gostkowski has connected on 85.9 percent of his regular-season field goal attempts (213-for-248), achieving the best field goal percentage in Patriots history.

**PATRIOTS ALL-TIME LEADERS / FIELD GOAL PCT.**

(Minimum 50 Attempts)

Player	Years	FGM	FGA	Pct.
<b>Stephen Gostkowski</b>	<b>2006-14</b>	<b>213</b>	<b>248</b>	<b>.859</b>
Adam Vinatieri	1996-05	263	321	.819
Matt Bahr	1993-95	55	72	.764

### GOSTKOWSKI BECOMES THIRD PATRIOTS PLAYER TO REACH 1,000 POINTS

Gostkowski became the third Patriots player to reach 1,000 points when he reached the milestone at Baltimore on Dec. 22, 2013.

**MOST POINTS/ PATRIOTS HISTORY**

Player	Points
Adam Vinatieri (1996-05)	1,158
Gino Cappelletti (1960-70)	1,130
<b>Stephen Gostkowski (2006-14)</b>	<b>1,043</b>
John Smith (1974-83)	692

### GOSTKOWSKI REACHES 1,000 POINTS IN HIS 119TH GAME

Stephen Gostkowski [1,043] reached the 1,000 point mark in only his 119th career game. He is the only kicker in NFL history to reach 1,000 career points in less than 120 career games played. The kickers who needed the next fewest games to reach the century mark are Mike Vanderjagt (126), Jason Elam (132), Ryan Longwell (136) and Jan Stenerud (136):

**KICKERS TO REACH 1,000 POINTS IN FEWEST GAMES:**

Player	Points	Games
<b>Stephen Gostkowski</b>	<b>1,009</b>	<b>119</b>
Mike Vanderjagt	1,004	126
Jason Elam	1,003	132
Ryan Longwell	1,002	136
Jan Stenerud	1,002	136





# PATRIOTS SPECIAL TEAMS NOTES

## GOSTKOWSKI FIFTH- BEST EVER IN FG PCT.

Stephen Gostkowski's 85.6 field goal percentage is fifth-best among NFL kickers all-time.

Player	Years	FGM	FGA	Pct.
Mike Vanderjagt	1998-06	230	266	86.5
Steven Hauschka	2008-14	100	116	86.2
Nate Kaeding	2004-12	181	210	86.2
Robbie Gould	2005-14	236	274	86.1
<b>Stephen Gostkowski</b>	<b>2006-14</b>	<b>213</b>	<b>248</b>	<b>85.9</b>
Rob Bironas	2005-13	239	279	85.7
Shayne Graham	2001-14	250	292	85.6
Matt Bryant	2002-14	261	307	85.0
Phil Dawson	1999-13	231	337	84.5

## GOSTKOWSKI HAS MOST 50-YARD FIELD GOALS IN TEAM HISTORY

Gostkowski is 12-of-16 from 50 yards or more as a member of the Patriots and has the most 50-yard field goals in New England history.

### PATRIOTS RECORD FOR MOST 50 YARD FIELD GOALS

Player	Years	FGM	FGA	Pct.
<b>Stephen Gostkowski</b>	<b>2006-13</b>	<b>12</b>	<b>16</b>	<b>75.0</b>
Adam Vinatieri	1996-2005	8	17	47.1
Tony Franklin	1984-87	3	6	50.0

## GOSTKOWSKI IS FIRST PATRIOTS PLAYER TO KICK TWO 50-YARD FIELD GOALS IN THE SAME GAME

Gostkowski drilled a 51-yard field goal in the third quarter and a 53-yarder in the fourth quarter vs. Arizona on Sept. 16, 2012 and then connected on two 53-yard field goals at Houston on Dec. 1, 2013. He is the first Patriots player to have two 50-yard field goals in the same game.

## GOSTKOWSKI KICKS A CAREER-LONG 54- YARD FIELD GOAL VS. NEW ORLEANS IN 2013

Gostkowski connected on a career-long 54-yard field goal in the third quarter vs. New Orleans (10/13/13). His previous long was a 53-yard field goal, which he has done five times - vs. Tampa Bay (9/22/13), vs. Arizona (9/16/12), at Denver (10/11/09) and two times at Houston (12/01/13).

## GOSTKOWSKI HAS MOST 50-YARD FIELD GOALS MADE IN A SEASON FOR THE PATRIOTS

Gostkowski was 5-of-6 on 50 yard field goals in 2013. The five field goals of 50 or more yards are the most by a Patriots player in a single season. Matt Bahr (2 in 1995), Greg Davis (2 in 1989), Tony Franklin (2 in 1985), Adam Vinatieri (2 in 1998) and Gostkowski (2 in 2009 and 2012) had two in a season. The NFL record for most successful 50 yard field goals in a season is 10 by Blair Walsh in 2012 with Minnesota.

## GOSTKOWSKI REACHED 200 FIELD GOALS

Stephen Gostkowski's 50-yard field goal in the fourth quarter vs. Cleveland on Dec. 8, 2013 was his 200th field goal for the Patriots, joining Adam Vinatieri (262) as the only players in Patriots history with 200 or more field goals. Gostkowski now has 213 career field goals.

## GOSTKOWSKI NAMED AFC SPECIAL TEAMS PLAYER OF THE MONTH FOR OCTOBER IN 2013

Gostkowski was named AFC Special Teams Player of the Month for October by the National Football League in 2013. It is the second time in his career that he has received the AFC Special Teams Player of the Month honor. He received the award for the first time for the month of October in 2008. Gostkowski was a perfect 9-of-9 on field goal attempts in the month of October, including a career-long of 54 yards in the 30-27 win vs. New Orleans on Oct. 13. He totaled 36 of the Patriots' 90 points for the month.

## GOSTKOWSKI CLUTCH IN FOURTH QUARTER

Gostkowski extended his streak to 25 straight fourth quarter field goals with a 27-yard field goal in the fourth quarter at Minnesota on Sept. 14, 2014. For his career, Gostkowski is 64-of-66 on field goals in the fourth quarter.

## GOSTKOWSKI EXTENDS TEAM MARK BY SCORING IN HIS 109th CONSECUTIVE GAME

Gostkowski has now scored at least one point in 109 games, a franchise record. He broke a tie with Adam Vinatieri and John Smith for the all-time lead with 102 consecutive games scoring in the win vs. Denver on Nov. 24, 2013.

### Patriots Record for Most Consecutive Games Scored

**109** Stephen Gostkowski (12/17/06-present)

101 Adam Vinatieri (11/24/96-12/29/02)

101 John Smith (09/28/75-10/02/80)

## GOSTKOWSKI HAS FIVE CAREER GAME-WINNING FIELD GOALS

Stephen Gostkowski hit a game-winning 53-yard field goal with 3:12 remaining in regulation to cap the Patriots' 34-31 comeback win at Houston on Dec. 1, 2013. The game-winner was the fourth of Gostkowski's regular-season career (he has one in the playoffs). The game-winner vs. Denver on Nov. 24, 2013 was Gostkowski's second career overtime game winner, joining his winning boot against Baltimore at Gillette Stadium on Oct. 17, 2010 (which also came with 1:56 remaining in overtime).

### GOSTKOWSKI'S CAREER GAME-WINNING FIELD GOALS

TIME LEFT	DISTANCE	FINAL SCORE	OPP	DATE
3:12 4th	53	34-31	HOU	12/01/2013
1:56, OT	31	34-31	DEN	11/24/2013
0:05, 4th	35	23-21	BUF	09/08/2013
1:56, OT	35	23-20	BAL	10/17/2010
1:10, 4th	31	24-21	SD	01/14/2007*

\*Postseason

## GOSTKOWSKI IS FOURTH IN NFL HISTORY FOR MOST CONSECUTIVE EXTRA POINTS

Stephen Gostkowski is fourth in the NFL for most consecutive extra points in NFL history.

### Most Consecutive (Kicking) Points After Touchdown

422 Matt Stover, Baltimore, 1996-2008; Indianapolis, 2009

371 Jason Elam, Denver, 1993-2002

371 Jeff Wilkins, St. Louis, 1999-2007

**365** Stephen Gostkowski, New England, 2006-present

359 Jay Feely, Atlanta, 2002-04; N.Y. Giants, 2005-06; Miami, 2007; N.Y. Jets,

2008-09; Arizona, 2010-2013





# PATRIOTS REFERENCE NOTES

## PATRIOTS HAVE THE MOST RUSHING TOUCHDOWNS IN THE NFL SINCE 2003

Since 2003, the Patriots are one of only two teams (San Diego Chargers) to average more than one rushing touchdown per game, with 200 scores in 178 games. The ground game kept up its torrid pace in 2013, finishing first in the AFC with 19 rushing touchdowns in 16 games.

### RUSHING TOUCHDOWNS SINCE 2003 (REGULAR SEASON)

<b>New England</b>	<b>200</b>
San Diego	191
Minnesota	175
Kansas City	175
Philadelphia	168
Carolina	167
N.Y. Giants	167

## ANNUAL ACHIEVEMENT

The Patriots won more than half of their games for the 13th straight year in 2013. They are the first team to win more than half of their games in 13 straight seasons since free agency began in 1993. The Patriots are the third team to win more than half of their games in 13 straight seasons since the 1970 AFL-NFL merger, joining the 49ers (16 straight from 1983-1998) and the Cowboys (16 straight from 1970-1985).

### MOST CONSECUTIVE WINNING SEASONS (since 1970 merger)

San Francisco (1983-98)	16
Dallas (1970-85)	16
<b>New England (2001-13)</b>	<b>13</b>
Oakland (1970-80)	11

### MOST CONSECUTIVE WINNING SEASONS ALL-TIME

Dallas (1966-85)	20
San Francisco (1983-98)	16
Oakland (1965-80)	16
Chicago (1930-44)	15
Green Bay (1934-47)	14
<b>New England (2001-13)</b>	<b>13</b>
Cleveland (1957-69)	13

## PATRIOTS HAVE THE MOST 9+ WIN SEASONS SINCE 2001

The Patriots are the only team in the NFL to have recorded nine or more wins in each of the last 13 seasons.

### MOST SEASONS OF 9+ WINS SINCE 2001

<b>New England</b>	<b>13</b>
Indianapolis	11
Baltimore	9
Green Bay	9
Pittsburgh	9
Philadelphia	9

## PATRIOTS WIN 10 FOR THE 11th STRAIGHT YEAR

New England has reached at least 10 regular-season wins for 11 consecutive seasons, joining San Francisco (16) as the only teams to accomplish the feat.

Team	Years	Consecutive Seasons with 10+ Wins
San Francisco	1983-1998	16
<b>New England</b>	<b>2003-present</b>	<b>11</b>
Indianapolis	2002-2010	9

## PATRIOTS FORCE TURNOVERS

The Patriots lead the NFL with a +162 turnover margin since the 1994 season. The Patriots finished first in the NFL with a +25 turnover margin in 2012.

### NFL TURNOVER MARGIN SINCE 1994

Rank	Team	Turnover Margin
<b>1.</b>	<b>New England</b>	<b>+162</b>
2.	Kansas City	+93
3.	Green Bay	+74

## WHAT'S THE POINT?

During the past 14 seasons, the Patriots defense has always ranked higher in fewest points allowed than in yards allowed except for 2007 when both ranked fourth. The Patriots finished 10th in the NFL with 22.1 points allowed per game in 2013.

	Avg. Points Allowed	Avg. Yds Allowed
<b>2013</b>	<b>21.1 (10)</b>	<b>373.1. (26)</b>
2012	20.7 (9t)	373.3 (25)
2011	21.4 (15)	411.1 (31)
2010	19.6 (8)	365.5 (25)
2009	17.8 (5)	320.2 (11)
2008	19.3 (8)	309.0 (10)
2007	17.1 (4)	288.3 (4)
2006	14.8 (2)	294.4 (6)
2005	21.1 (17)	330.2 (26)
2004	16.3 (2t)	310.6 (9)
2003	14.9 (1)	291.6 (7)
2002	21.6 (17)	336.1 (23)
2001	17.0 (6)	334.5 (24)
2000	21.1 (17)	334.6 (20)

## NFL'S BEST ROAD WARRIORS

Since the start of the 2000 season, the Patriots have the best regular-season road record at 74-40 (.649).

TEAM	RECORD	PCT.
<b>New England</b>	<b>74-40</b>	<b>.649</b>
Philadelphia	71-41-1	.633
Indianapolis	68-45	.602
Pittsburgh	64-49	.566

## DIVISIONAL DOMINANCE I

The Patriots have the highest winning percentage in division games from November until the end of the season since 2002.

Team	W	L	T	Pct.
<b>New England</b>	<b>32</b>	<b>8</b>	<b>0</b>	<b>.800</b>
Indianapolis	33	10	0	.767
San Diego	31	11	0	.738
Pittsburgh	33	14	0	.702
Green Bay	32	14	1	.691





# PATRIOTS REFERENCE NOTES

## DIVISIONAL DOMINANCE II

The New England Patriots own a 63-18 (.778) record in regular season AFC East games since the beginning of the 2001 season, compiling the best intra-division record of any team in the NFL.

### NFL'S TOP DIVISIONAL RECORDS SINCE 2001

Team	W	L	T	Pct.
<b>New England Patriots</b>	<b>63</b>	<b>18</b>	<b>0</b>	<b>.778</b>
Indianapolis Colts	57	23	0	.713
Green Bay Packers	56	23	1	.706
Pittsburgh Steelers	58	26	0	.690

### AFC EAST DIVISIONAL RECORDS SINCE 2001

Team	W	L	T	Pct.	Div. Titles	Years
<b>New England</b>	<b>63</b>	<b>18</b>	<b>0</b>	<b>.778</b>	<b>11</b>	<b>2001, 03-07, 09-13</b>
New York Jets	39	41	0	.488	1	2002
Miami	34	48	0	.415	1	2008
Buffalo	27	54	0	.333	0	—

NOTES: The Indianapolis Colts were members of the AFC East in 2001 and compiled a 3-5 divisional record that season. In 2002, the Patriots and Jets both finished with a 9-7 overall record and a 4-2 divisional record, but the Jets claimed the division title by virtue of having a better record against common opponents. In 2008, the Patriots and Dolphins both finished with an 11-5 overall record and a 4-2 divisional record, but Miami qualified for the playoffs due to a better conference record (8-4 to 7-5).

## STRONG IN THE SECOND HALF

Since 2001, the Patriots have done a remarkable job of finishing the season strong, compiling an NFL-best 80-20 (.800) record in games on or after Thanksgiving.

### PATRIOTS BEFORE AND AFTER THANKSGIVING SINCE 2001

Season	Pre-Thanksgiving	Post-Thanksgiving	Overall
2001	5-5 (.500)	9-0 (1.000)	14-5*
2002	6-5 (.545)	3-2 (.600)*	9-7
2003	9-2 (.818)	8-0 (1.000)	17-2*
2004	9-1 (.900)	8-1 (.889)	17-2*
2005	6-4 (.600)	5-3 (.625)	11-7*
2006	7-3 (.700)	7-2 (.777)	14-5*
2007	10-0 (1.000)	8-1 (.889)	18-1*
2008	7-4 (.636)	4-1 (.800)	11-5
2009	7-3 (.700)	3-4 (.429)	10-7*
2010	8-2 (.800)	6-1 (.857)*	14-3*
2011	7-3 (.700)	8-1 (.889)	15-4*
2012	7-3 (.700)	6-2 (.750)*	13-5*
2013	8-3 (.727)	5-2 (.833)	13-5*
<b>Totals</b>	<b>96-38 (.716)</b>	<b>80-20 (.800)</b>	<b>176-58</b>

\*-Includes playoffs ^Includes games played on Thanksgiving

### BEST RECORDS IN GAMES PLAYED ON OR AFTER THANKSGIVING SINCE 2001

(Includes regular-season and playoff games)

Team	W	L	T	Pct.
<b>New England</b>	<b>80</b>	<b>20</b>	<b>0</b>	<b>.800</b>
Pittsburgh	63	30	0	.677
San Diego	53	31	0	.631
Philadelphia	57	35	0	.619
Green Bay	57	35	0	.619

## NFL'S BEST AT HOME

Since their state-of-the-art facility opened at the beginning of the 2002 season, the Patriots own the NFL's best record at home overall. The Patriots own an overall record of 81-15 (.844) at Gillette Stadium in regular season games and a 92-18 (.836) record including playoffs.

### BEST HOME RECORDS SINCE 2002 (including playoffs)

Team	W	L	T	Pct.
<b>New England</b>	<b>92</b>	<b>18</b>	<b>0</b>	<b>.836</b>
Indianapolis	79	28	0	.738
Baltimore	76	26	0	.745
Pittsburgh	75	29	1	.719
Seattle	74	31	0	.705
Green Bay	70	34	1	.671
Denver	68	36	0	.654
San Diego	66	36	0	.647
Atlanta	63	38	0	.624

## PATRIOTS ARE SHARP AT GILLETTE

The Patriots concluded a 20-game home winning streak with a 24-20 loss to the New York Giants on Nov. 6, 2011. It was the longest home win streak in team history. The Patriots own an overall record of 81-15 (.844) at Gillette Stadium in regular season games.

**Teams with the highest winning percentage at a stadium since 1970 (minimum 25 games):**

Team	Stadium	W-L-T	WIN PCT.
<b>New England</b>	<b>Gillette Stadium</b>	<b>81-15-0</b>	<b>.844</b>
Miami	Orange Bowl	101-22-1	.819
Minnesota	Metropolitan Stadium	64-23-1	.733
Pittsburgh	Heinz Field	76-28-1	.729
LA Rams	Memorial Coliseum	53-20-2	.726

### LONGEST HOME WINNING STREAK / PATRIOTS HISTORY (REG. SEASON)

Streak	First Win	Last Win
20	Dec. 12, 2008	Oct. 16, 2011
18	Dec. 29, 2002	Sept. 8, 2005
12	Nov. 26, 2006	Sept. 7, 2008
10	Sept. 18, 1976	Oct. 30, 1977





# PATRIOTS REFERENCE NOTES

## TOP 10 OFFENSE IN 2013

The Patriots offense finished seventh in the NFL with 384.5 yards per game in 2013. The Patriots offense has finished in the top 10 for seven straight seasons. Since the 1970 merger, the Patriots offense has finished in the top 10 a total of 17 times, including eight times under Bill Belichick.

Year	Rank
<b>2013</b>	<b>7 (384.5)</b>
2012	1 (427.9)
2011	2 (428.0)
2010	8 (363.8)
2009	3 (397.3)
2008	5 (365.4)
2007	1 (411.3)

## TOP OFFENSE

The Patriots have finished in the top-10 in offense for seven straight seasons (2007-13), second only to the eight straight by New Orleans (2006-13). The last team to finish in the top-10 for nine straight seasons was Indianapolis (1999-2007).

The NFL record for the most seasons finishing in the top-10 in offense since the merger in 1970 is the San Francisco 49ers with 15 (1982-96).

## PATRIOTS NEAR THE TOP WITH 28 WINNING SEASONS SINCE THE NFL MERGER

The Patriots have 28 winning seasons since the 1970 merger.

### MOST WINNING SEASONS SINCE THE 1970 MERGER

1. Pittsburgh	31
2. Dallas	29
3. Miami	29
<b>4. New England</b>	<b>28</b>
5. Minnesota	27
6. Denver	26
San Francisco	26

## PATRIOTS REACH 6,000 TOTAL YARDS FOR FIFTH TIME IN TEAM HISTORY IN 2013

The Patriots finished seventh in the NFL with 6,152 total yards in 2013. It is the fifth time in team history and third straight season that the Patriots reached 6,000 yards in a season.

### Patriots Most Total Net Yards/Season

6,848 in 2011
6,846 in 2012
6,580 in 2007
6,357 in 2009
<b>6,152 in 2013</b>

## PATRIOTS COMPLETE BIGGEST COMEBACK IN TEAM HISTORY

The Patriots came back from a 24-point deficit to defeat the Broncos 34-31 in overtime in a Sunday Night Football matchup on Nov. 24, 2013, marking the largest comeback win in team history. The Patriots trailed the Broncos 24-0 at halftime. New England's previous best comeback win was from 23 points down on Sept. 16, 1984, when the Patriots came back from a 23-0 deficit to win 38-23 vs. Seattle on Sept. 16, 1984. The Patriots came back from 22 points down to win at the New York Giants, 23-22, on Dec. 21, 1996. The Patriots have come from 21 points down to win four times, most recently on Jan. 1, 2012 against Buffalo.

# PATRIOTS







# PATRIOTS

## In The Playoffs

### PATRIOTS CLINCH PLAYOFF SPOT FOR 15th TIME IN KRAFT'S 20 YEARS OF OWNERSHIP

New England has qualified for the playoffs 21 times in its 54-year history. The Patriots have earned 15 of those playoff berths in the 20 seasons since Robert Kraft purchased the team in 1994. New England has won 13 AFC East crowns under Kraft's leadership. The franchise has 16 division crowns overall (15 AFC East crowns) and has qualified as a Wild Card team on four occasions (1998, 1994, 1985 and 1976). The Patriots also qualified for the playoffs in 1982 as part of a 16-team tournament following a players' strike.



### PATRIOTS PLAYOFF TRENDS (since the 1970 merger)

Patriots Playoff Trends (Since NFL Merger in 1970)

#### All Time (24-17)

vs. AFC	21-13
vs. NFC	3-4
Home	15-4
Away	6-9
Leading at Halftime	19-4
Trailing at Halftime	3-11
Tied at Halftime	2-2
Leading After 3 Quarters	19-4
Tied After 3 Quarters	2-0
Trailing After 3 Quarters	3-13
Decided by 7 Points or Less	9-8
Decided By 3 Points or Less	7-3
When Scoring First	18-7
When Not Scoring First	6-10
Positive Turnover Ratio	17-1
Even Turnover Ratio	3-4
Negative Turnover Ratio	4-12
Winning or Even Penalty Ratio	19-2
Losing Penalty Ratio	5-15
With a 100-Yard Rusher	8-0
Without a 100-Yard Rusher	16-17
With a 100-Yard Receiver	10-5
Without a 100-Yard Receiver	14-12
When Allowing a 100-Yard Rusher	2-5
When Not Allowing a 100-Yard Rusher	22-12
When Allowing a 100-Yard Receiver	6-8
When Not Allowing a 100-Yard Receiver	18-9
With a 300-Yard Passer	4-2
Without a 300-Yard Passer	20-15
Allowing a 300-Yard (net) Passer	6-2
Not Allowing a 300-Yard (net) Passer	18-15

### ANNUAL ACHIEVEMENTS

The Patriots won more than half of their games for the 13th straight year with a 12-4 record in 2013. They are the first team to win more than half of their games in 13 straight seasons since free agency began in 1993.

The Patriots are the third team to win more than half of their games in 13 straight seasons since the 1970 AFL-NFL merger, joining the 49ers (16 straight from 1983-1998) and the Cowboys (16 straight from 1970-85).

The Patriots have now won nine or more games in 17 of the 20 seasons Robert Kraft has owned the team.

#### MOST CONSECUTIVE WINNING SEASONS (Since 1970 merger)

San Francisco 49ers (1983-98)	16
Dallas (1970-85)	16
<b>New England (2001-13)</b>	<b>13</b>
Oakland (1970-80)	11

### MOST 9-WIN SEASONS SINCE 2001

The Patriots are the only team in the NFL to have recorded nine or more wins in each of the last 13 seasons.

#### MOST SEASONS OF 9+ WINS SINCE 2001

<b>New England</b>	<b>13</b>
Indianapolis	11
Baltimore	9
Green Bay	9
Philadelphia	9
Pittsburgh	9

### PATRIOTS WIN 10+ FOR THE 11th STRAIGHT YEAR

New England reached at least 10 regular-season wins for the 11th consecutive season in 2013. San Francisco (16) is the only other team to accomplish the feat.

#### MOST SEASONS OF 10+ WINS SINCE 2001

Team	Years	Consecutive Seasons With 10+ Wins
San Francisco	1983-1998	16
<b>New England</b>	<b>2003-13</b>	<b>11</b>

### PATRIOTS NEAR THE TOP WITH 28 WINNING SEASONS SINCE THE NFL MERGER

The Patriots have 28 winning seasons since the 1970 merger.

#### MOST WINNING SEASONS THE 1970 MERGER

1. Pittsburgh	31
2. Dallas	29
Miami	29
<b>4. New England</b>	<b>28</b>
5. Minnesota	27
6. Denver	26
San Francisco	26

### PATRIOTS EARN NUMBER TWO SEED IN AFC PLAYOFF FIELD IN 2013

With the New England Patriots' 34-20 victory over Buffalo (12/29/13) in the 2013 season finale, the Patriots earned the number two seed in the AFC playoff field. The Patriots have advanced to the Super Bowl in four of the six seasons (1978, 1996, 2001, 2004, 2011, and 2013) that they have earned the two seed, winning in two (2001 and 2004) of those three appearances.

### PATRIOTS SET NFL MARK FOR MOST FIRST-ROUND BYES; BECOME FIRST AFC TEAM TO EARN FOUR STRAIGHT

The Patriots earned a first-round bye in the 2013 NFL playoffs and lead the NFL with nine first-round byes since the current NFL playoff format was instituted in 1990. The Patriots earned a first-round bye for the fourth consecutive season, becoming the third NFL team to record four straight byes and the first AFC team to do so, joining Dallas and San Francisco, who did so from 1992 through 1995.

#### MOST SEASONS EARNING A BYE SINCE 12-TEAM PLAYOFF FORMAT IN 1990

<b>New England</b>	<b>9</b>
Pittsburgh	8
San Francisco	8
Denver	6

### PATRIOTS EARNED ANOTHER FIRST-ROUND BYE

The Patriots secured a first round playoff bye for the eighth time since 2001—a quantity unmatched by any team in the NFL in the last 13 years. During that time, the Chicago Bears and Pittsburgh Steelers have locked up a bye four times and the Indianapolis Colts and Philadelphia Eagles have earned a first-round pass three times.

#### MOST SEASONS EARNING A BYE SINCE 2001

<b>New England</b>	<b>8</b>
Chicago	4
Pittsburgh	4
Atlanta	3
Indianapolis	3
Philadelphia	3





# PATRIOTS FOOTBALL Network

The **Patriots Football Network (PFN)** is the full portfolio of media offerings from the three-time Super Bowl Champion New England Patriots. PFN provides Patriots content produced both in-house and with media partners spanning print, television, radio and the Internet.

## PATRIOTS ALL ACCESS

The Emmy-Award winning "Patriots All Access" airs weekly throughout the season on WBZ, Channel 4 in Boston and regional affiliates. Patriots All Access features exclusive, behind-the-scenes access and in-depth weekly features on Patriots players and personnel. Hosted by WBZ's Steve Burton, the show features weekly sit-downs with Coach Bill Belichick, including the popular "Belestrator" segment where the coach breaks down upcoming opponents.

Patriots All-Access airs Fridays from 7:00 - 8:00 p.m. on **WBZ-TV** and Sunday from 9:00 a.m. - 10:00 a.m. on **TV 38 - Boston, MA; WWLP in Springfield, MA; WCAX in Burlington, VT; WVII in Bangor, ME; WMTW in Portland, ME; WCTX in Hartford, CT and WPRI in Providence, RI.**

Check your local listings for airtime.



## TOTALLY PATRIOTS



Totally Patriots is a unique, one of a kind Patriots show aimed for the next generation of Patriots fans. This weekly, youth oriented football show allows school aged fans unprecedented access to their favorite players, enabling them to ask questions in a relaxed, informal setting. It airs on TV-38 on Saturday at morning 10 a.m.

## PATRIOTS TODAY AND PATRIOTS THIS WEEK

**PATRIOTS TODAY:** Available daily at Patriots.com.

**PATRIOTS THIS WEEK:** Saturdays 10:30 p.m. on Comcast Sports Net.

*Patriots Today* gives fans a daily, in-depth look at the club that is unmatched by any other outlet. Hosted by Jackie Brittain with daily reports from Brian Lowe and twice-weekly analysis from PFN's Paul Perillo. Patriots Today produces multiple segments each day during the season, with upwards of 45 minutes of up-to-the minute Patriots news, information and analysis throughout the day. Patriots Today is the only place fans can watch complete broadcasts of full-length press conferences on a daily basis, plus daily locker room uncut segments. Every Saturday at 10:30 p.m. on Comcast Sports Net, Scott Zolak will bring you *Patriots This Week*, providing a thorough recap of each week's developments.

## PATRIOTS.COM

### NEWS

Patriots.com features daily updates and exclusive content from the writers of Patriots Football Weekly, offering everything from breaking news to player features and the popular "Ask PFN" postings.

### VIDEO

The first professional sports team website to offer streaming video provides Patriots fans with a variety of exclusive video content. Visitors can choose their channel and watch exclusive video from news to cheerleaders. Patriots.com also features video of every Patriots press conference, including postgame press conferences and Coach Belichick's weekday media updates.

### AUDIO

Patriots Web Radio programming is available exclusively on Patriots.com beginning at noon each day, Monday through Friday. Kicking off the programming lineup is PFN In Progress, a daily online program that features candid commentary from the writers of Patriots Football Weekly. Following PFN In Progress is Patriots Playbook, hosted by John Rooke, featuring items from around the NFL. Fantasy Football Champs and Football Nation round out the Patriots.com radio lineup. Patriots.com also offers streaming audio of every Patriots press conference, as well as archives of Patriots.com Radio shows and exclusive podcasts.

## WEEI

WEEI Sports Radio broadcasts Patriots Monday each week, offering fans unique insight and analysis from Coach Belichick and Tom Brady in addition to other Patriots players. WEEI will broadcast Patriots Monday live from Gillette Stadium each Monday, kicking off with Dennis & Callahan at 6:00 a.m.

## PATRIOTS FRIDAY ON WAAF

WAAF broadcasts Patriots Friday each week, offering fans a look ahead at the weekend's game, match ups and rivalries. Various Patriots players will be featured on air. WAAF will broadcast Patriots Fridays each week throughout the season with Greg Hill from the Hill-Man Morning Radio Show.

## 98.5 THE SPORTS HUB PATRIOTS RADIO NETWORK

A new era in Patriots Radio history began in 2009, with the move of the game broadcasts to 98.5 FM, Boston's Sports Hub. The transition to Boston's new all-sports radio station insures that Patriots fans will continue to hear every kick, block and tackle in stereo, and without static, in crystal-clear FM quality. Fans all over New England will be able to listen in to any of 37 stations on the Safety Insurance 98.5 The Sports Hub Patriots Radio Network, starting with Patriots Preview three hours before kickoff, and capped off with Patriots Postgame for three hours after the final gun.



### FLAGSHIP STATION

WBZ-FM . . . Boston	98.5 FM
<b>Massachusetts</b>	
WBZ-FM . . . Boston	98.5 FM
WAGY . . . Springfield	102.1 FM
WBEC . . . Pittsfield	1420 AM
WPKZ . . . Fitchburg	1280 AM
WNAW . . . North Adams	1230 AM
WBSM . . . New Bedford	1420 AM
WPVQ . . . Greenfield	95.3 FM
WSAR . . . Fall River	1480 AM
WWFX . . . Worcester	100.1 FM
WXTK . . . Hyannis	95.1 FM
WMRC . . . Milford	1490 AM
<b>Maine</b>	
WBLM . . . Portland	102.9 FM
WEBB . . . Augusta	98.5 FM
WEZQ . . . Bangor	92.9 FM
WEGP . . . Presque Isle	1390 AM

### Connecticut

WTIC . . . Hartford	1080 AM
WINY . . . Putnam	1350 AM
WMOS . . . New London	102.3 FM
WGCH . . . Greenwich	1490 AM
WINE . . . Brookfield	940 AM

### New Hampshire

WFNQ . . . Nashua	106.3 FM
WPKQ . . . North Conway	103.7 FM
WSAK . . . Hampton	102.1 FM
WSHK . . . Portsmouth/Dover	105.3 FM
WNNH . . . Concord	99.1 FM
WLNH . . . Laconia	98.3 FM
WEMJ . . . Laconia	1490 AM
WINQ . . . Keene	98.7 FM
WXXX . . . Lebanon	100.5 FM

### Vermont

WCPV . . . Burlington	101.3 FM
WDVT . . . Rutland	94.5 FM
WIKE . . . Newport	1490 AM
WKVT . . . Brattleboro	92.7 FM
WRFK . . . Barre/Montpelier	107.1 FM
WSTJ . . . St. Johnsbury	1340 AM

### Rhode Island

WPRD . . . Providence	630 AM
WEAN . . . Providence	99.7 FM

### New York

WUSP . . . Utica	95.5 FM
WUSP . . . Utica	1550 AM
WRCK . . . Utica	1480 AM
WPUT . . . Brewster	1510 AM