



Miami Dolphins Weekly Release

Game 1: Miami Dolphins (0-0) vs. New England Patriots (0-0)
Sunday, Sept. 7 • 1 p.m. ET • Sun Life Stadium • Miami Gardens, Fla.



TABLE OF CONTENTS

2014 MIAMI DOLPHINS SEASON SCHEDULE	4-5
STEPHEN ROSS BIO	6
DENNIS HICKEY AND JOE PHILBIN BIOS	7
2014 MIAMI DOLPHINS OFFENSIVE/SPECIAL TEAMS COACHES BIOS	8
2014 MIAMI DOLPHINS DEFENSIVE/STRENGTH COACHES BIOS	9
GAME INFORMATION	10-11
2013 NFL RANKINGS	12
2014 NFL PRESEASON RANKINGS	13
A WIN AGAINST NEW ENGLAND WOULD.../2013 DOLPHINS STATISTICS	14
WHAT TO LOOK FOR IN 2014/WHAT TO LOOK FOR AGAINST NEW ENGLAND	15-16
SERIES HISTORY VS. NEW ENGLAND	17
DOLPHINS PLAYERS VS. PATRIOTS/DOLPHINS-PATRIOTS SERIES FAST FACTS	18
DOLPHINS-PATRIOTS COMPARISON	19
DOLPHINS-PATRIOTS CONNECTIONS	20
THE LAST TIME THEY MET...	21
OPENING GAME NOTES	22-24
POSITION-BY-POSITION BREAKDOWN	25-27
2014 MIAMI DOLPHINS DRAFT CLASS	28
2014 MIAMI DOLPHINS OFF-SEASON RECAP	29
TEAM NOTES/INDIVIDUAL PLAYER NOTES	30-43
DOLPHINS REGULAR SEASON SCHEDULE NOTES	44-45
DOLPHINS RECORD BOOK	46
NFL STANDINGS	47
SUN LIFE STADIUM MODERNIZATION	48-49
2014 MIAMI DOLPHINS ROOKIES IN THE COMMUNITY	50-51
DOLPHINS ON THE AIR THIS SEASON	52
MAIMI DOLPHINS MEDIA WORKROOM ACCESS/PARKING INFO	53
2014 MIAMI DOLPHINS TRANSACTIONS	54-55
2014 MIAMI DOLPHINS NUMERICAL ROSTER	56
2014 MIAMI DOLPHINS ALPHA ROSTER	57
2014 MIAMI DOLPHINS TENTATIVE DEPTH CHART/PRONUNCIATION GUIDE	58
FLASHBACK TO...	59
2014 PRESEASON SUPPLEMENTAL STATS	
2013 SEASON-ENDING SUPPLEMENTAL STATS	
2014 BIOS NOT IN MEDIA GUIDE	



2014 SCHEDULE

AUG SEP

NFL IMPORTANT DATES

MID-JULY

NFL Training
Camps Open

SEPTEMBER 4, 7-8

Kickoff Weekend
2014

SEPTEMBER 28

International
Series (London)
(Miami at Oakland)

OCTOBER 28

All Trading ends at
4 p.m. New York
Time

JANUARY 3-4

Wildcard Playoff
Games

JANUARY 10-11

Divisional Playoff
Games

JANUARY 18









AFC and NFC
Championship
Games

JANUARY 25

Pro Bowl
Phoenix, AZ

FEBRUARY 1

Super Bowl XLIX
Phoenix, AZ

8	 <div> <div>@ Atlanta Falcons</div> <div>Georgia Dome - 7 P.M.</div> <div>Atlanta 16, Miami 10</div> </div>	7	 <div> <div>New England Patriots</div> <div>Sun Life Stadium</div> <div>CBS 1 P.M.</div> </div>
16	 <div> <div>@ Tampa Bay Buccaneers</div> <div>Raymond James Stadium</div> <div>Miami 20, Tampa Bay 14</div> </div>	14	 <div> <div>@ Buffalo Bills</div> <div>Ralph Wilson Stadium</div> <div>CBS 1 P.M.</div> </div>
23	 <div> <div>Dallas Cowboys</div> <div>Sun Life Stadium</div> <div>Miami 25, Dallas 20</div> </div>	21	 <div> <div>Kansas City Chiefs</div> <div>Sun Life Stadium</div> <div>CBS 4:25 P.M.</div> </div>
28	 <div> <div>St. Louis Rams</div> <div>Sun Life Stadium</div> <div>Miami 14, St. Louis 13</div> </div>	28	 <div> <div>@ Oakland Raiders</div> <div>Wembley Stadium (London)</div> <div>CBS 1 P.M.</div> </div>

Note: Home preseason games are televised live only if sold out 72 hours prior to kickoff. Otherwise, they will air on a delayed basis.

WFOR-TV (Channel 4) will once again be the preseason home of the Dolphins as four preseason contests will be shown on the CBS affiliate in the Miami-Ft. Lauderdale market. The road contests at Atlanta and Tampa Bay will be broadcast live. The Dallas and St. Louis home games will be broadcast live if sold out 72 hours in advance of game time; otherwise they will be shown on a delayed basis. An announcement regarding the Dolphins' television plans throughout the rest of the state of Florida will be made at a later date.

PRESEASON

REGULAR SEASON — AWAY

REGULAR SEASON — HOME




2014 SCHEDULE


OCT


NOV


DEC


5
Bye Week


2**		
	San Diego Chargers	
	Sun Life Stadium	
	CBS	1 P.M.


1**		
	@ New York Jets	
	Met Life Stadium	
	ESPN	8:30 P.M.


12**		
	Green Bay Packers	
	Sun Life Stadium	
	FOX	1 P.M.


9**		
	@ Detroit Lions	
	Ford Field	
	FOX	1 P.M.


7**			
	Baltimore Ravens		
	Sun Life Stadium		
	CBS		1 P.M.


19**		
	@ Chicago Bears	
	Soldier Field	
	CBS	1 P.M.

13			
	Buffalo Bills		
	Sun Life Stadium		
	NFLN	8:25 P.M.	

14**		
	@ New England Patriots	
	Gillette Stadium	
	CBS	1 P.M.

26**			
	@ Jacksonville Jaguars		
	EverBank Field		
	CBS		1 P.M.

23**	
	@ Denver Broncos
	Sports Authority Field
	CBS4:25 P.M.

21**			
	Minnesota Vikings		
	Sun Life Stadium		
	FOX		1 P.M.

All Dolphins home and away games can be heard on WBGG-FM (Big 105.9) and WINZ-AM (940 – The Sports Animal), the flagship stations of the Miami Dolphins Radio Network, Dolphins.com and throughout South and Central Florida on the more than 12 stations that make up the Miami Dolphins Radio Network. In addition to the game broadcasts, two hour pregame and postgame shows round out “Dolphins Game Day Live” coverage on WBGG, WINZ, the Miami Dolphins Radio Network and Dolphins.com.

Note: Regular season home games are televised locally only if sold out 72 hours prior to kickoff.

** Games where starting time can potentially be moved, including to 8:20 p.m. Sunday on NBC-TV.

28**			
	New York Jets		
	Sun Life Stadium		
	CBS		1 P.M.

PRESEASON

REGULAR SEASON — AWAY

REGULAR SEASON — HOME



Stephen Ross

Chairman of the Board/ Managing General Partner

COLLEGE: MICHIGAN
NFL: SEVENTH SEASON
DOLPHINS: SEVENTH SEASON

Stephen M. Ross, Chairman and Founder of Related Companies – an international real estate firm – began his ownership interest in the Miami Dolphins in February of 2008 when he became a 50 percent partner with H. Wayne Huizenga in the team, Sun Life Stadium and the surrounding developable land. He increased that share to a 95 percent ownership of the team and the stadium on January 20, 2009 and assumed the responsibility of Managing General Partner of both the Dolphins and the stadium, which culminated one of his longheld dreams; Mr. Ross grew up in South Florida and the Dolphins have been a lifetime passion for him.

Under Mr. Ross' leadership, the Dolphins have become one of the most fan-friendly teams in the National Football League. They have significantly expanded the Miami Dolphins Foundation's presence in the South Florida community with a host of new civic and charitable initiatives. Additionally, Mr. Ross reached a unique agreement with Miami-Dade County in June of 2014 to modernize the home stadium of the Miami Dolphins. The performance-based arrangement provides for the stadium to be comprehensively modernized without County funds, and – upon completion of the project – makes the stadium eligible for economic incentives when it delivers world-class events, such as Super Bowls, college football championships, college football semifinals, World Cup soccer matches, as well as other international soccer events. Mr. Ross has also improved the gameday experience for stadium patrons by upgrading all facets of stadium operations and by introducing best-in-class amenities and activities that have changed the way fans experience live sports in South Florida. On the football side, Mr. Ross has lived up to his pledge to provide the coaches, staff and players all of the necessary resources to build a winning team, including a multi-million dollar renovation of the club's training facility over the past two seasons.

In 2012, Mr. Ross and Matt Higgins founded RSE Ventures, a multi-national sports and entertainment venture firm with a focus on new technologies. Today, RSE Ventures owns and operates a diverse group of companies in four interrelated verticals: Sports, Entertainment, Digital, and New Ventures. In addition to building businesses, RSE also actively invests in early stage companies through its partnership with marketing expert and serial entrepreneur, Gary Vaynerchuk. VaynerRSE focuses on teams building tomorrow's companies through unique consumer insight and relentless drive.

Mr. Ross, a resident of Palm Beach and New York, formed Related in 1972. Today, the company is considered the most prominent privately owned real estate firm in the United States, with expertise in fund management, development, acquisitions, property management, marketing and sales. Related is one of the largest owners of affordable housing, has real estate assets valued at \$15 billion and has developed \$22 billion in real estate assets including the landmark Time Warner Center and Hudson Yards development in New York City, and CityPlace in West Palm Beach.

Mr. Ross graduated from the University of Michigan with a Bachelor of Business Administration degree and from Wayne State University

Law School with a Juris Doctor degree. He later received a Master of Laws in Taxation from New York University School of Law. In 2004, the University of Michigan renamed its business school the Stephen M. Ross School of Business at the University of Michigan and in 2011, the school awarded him an honorary Doctor of Laws degree at its commencement.

Mr. Ross is Chairman of the Board of Directors of Equinox Holdings, Inc., and serves on the Executive Committee and is a trustee of Lincoln Center. In addition, he is a trustee of New York-Presbyterian Hospital and the Guggenheim Foundation. He also is a director on the board of the Culture Shed and the Jackie Robinson Foundation and Chair Emeritus of the Real Estate Board of New York (REBNY), the city's leading real estate trade association. Mr. Ross is also a director on the board of the World Resources Institute (WRI) and recently established the WRI Ross Center for Sustainable Cities, an innovative new initiative to integrate urban planning, sustainable transport, energy and climate change, water resources, and governance.

Over the years, Mr. Ross has received numerous honors for his business, civic, and philanthropic activities. Most recently, he was named a New York Power Player by the New York Times, the Most Powerful Person in New York Real Estate by the New York Observer, Multi-Family Property Executive of the Year by Commercial Property News, and Housing Person of the Year by the National Housing Conference. He also received The National Building Museum Honor Award, REBNY's Harry B. Helmsley Distinguished New Yorker Award and the Jack D. Weiler Award from United Jewish Appeal. Crain's New York named Mr. Ross one of the 100 Most Influential Leaders in Business and he was recognized by NYC & Company with its Leadership in Tourism Award.

In May of 2013, Mr. Ross pledged to give more than half of his estate to philanthropic causes and charitable organizations, including some based in South Florida. The commitment was made through the Giving Pledge, a long-term global initiative created by Warren Buffett and Bill and Melinda Gates that aims to inspire deeper engagement in philanthropy and increase charitable giving globally.

In February of 2014, Mr. Ross spearheaded a white paper with the NYU Sports and Society program, headed by University Professor Arthur R. Miller and NYU Law Dean and founder of the Sports and Society Program Trevor Morrison, examining the phenomenon of intolerant behavior in sports, and proposing a comprehensive range of initiatives focused on youth athletics to combat them. Mr. Ross is working with Morrison, Miller a team of NYU Law faculty, alumni, and students, as well as faculty affiliated with NYU to work on a range of linked projects examining the issue.





Dennis Hickey General Manager

COLLEGE: TULSA
NFL: 19TH SEASON
DOLPHINS: FIRST SEASON

PRO CAREER

Miami Dolphins Chairman of the Board and Managing General Partner Stephen Ross announced on January 26, 2014 that Dennis Hickey has been named the team's General Manager. Hickey brings 18 years of scouting and personnel experience to his new role with the Dolphins. He will oversee all aspects of football operations, reporting directly to Mr. Ross. Head Coach Joe Philbin will continue to oversee his coaching staff and report directly to Mr. Ross as well. Hickey joins the Dolphins from the Tampa Bay Buccaneers, where he spent the past 18 seasons with the team in a wide variety of personnel roles. Hickey served as the Director of Pro Personnel for the past three seasons (2011-13). Previously, Hickey served as the Buccaneers' Director of College Scouting (2005-10) and Midwest Scout (1998-04). During that time, he was a part of the Buccaneers organization that claimed the franchise's first Super Bowl championship in 2002. Hickey originally joined the Buccaneers as Pro Personnel Assistant in Tampa Bay's scouting department (1996-97).

BACKGROUND

Prior to joining the Buccaneers, Hickey spent two years (1994-95) as an assistant coach at Blinn Junior College in Brenham, Texas. At Blinn, he coached the defensive backs and was responsible for recruiting in the state of Texas. Hickey played collegiately at Coffeyville Community College, where he was an Academic All-American and team captain. He also was a three-year starter at the University of Tulsa where he received his bachelor's degree in 1994.

PERSONAL

He and his wife, Stephanie, have one daughter, Breanna, and one son, Barrett.



Joe Philbin Head Coach

COLLEGE: WASHINGTON & JEFFERSON
NFL: 11TH SEASON
DOLPHINS: THIRD SEASON

PRO CAREER

Joe Philbin Became the ninth coach in Dolphins history on January 20, 2012. Philbin joined Miami after serving as the offensive coordinator with the Green Bay Packers from 2007-11. During that era, his offense ranked in the top 10 in points scored and total yards every season. In five seasons at the helm of the Packers' prolific offense, the team scored 2,263 points (third in the NFL during that span). In 2011, the Packers set franchise records for victories (15), points (560) and total yards (6,357). The 560 points ranked second in NFL history. In 2008-09, the Packers became the first team in league annals to have a 4,000-yard passer (Aaron Rodgers), a 1,200-yard rusher (Ryan Grant) and two 1,000-yard receivers (Greg Jennings, Donald Driver) in consecutive seasons. Philbin joined the Packers in 2003 as an assistant offensive line coach. He served as the tight ends/assistant offensive line coach from 2004-05 and offensive line coach in 2006. His career record: 15-17.

BACKGROUND

Philbin played one year at Washington & Jefferson, where he earned his degree in sociology. He has coached collegiately at Tulane (1984-85), Worcester Polytechnic Institute (1986-87), Allegheny (1990-93), Ohio (1994), Northeastern (1995-96), Harvard (1997-98) and Iowa (1999-2002).

PERSONAL

Born July 2, 1961 in Springfield, Mass. He and his wife Diane have six children: Matthew, John, Kevin, Tim, Colleen and a deceased son, Michael.





2014 MIAMI DOLPHINS OFFENSIVE AND SPECIAL TEAMS COACHES



BILL LAZOR
OFFENSIVE COORDINATOR
Born June 14, 1972, Scranton, Pa. Quarterback Cornell 1990-93. No pro playing experience. College coach: Cornell 1994-2000, Buffalo 2001-02, Virginia 2010-12. Pro coach: Atlanta Falcons 2003, Washington Redskins 2004-07, Seattle Seahawks 2008-09, Philadelphia Eagles 2013, joined Dolphins in 2014.



PHIL MCGEOGHAN
ASSISTANT WIDE RECEIVERS
Born July 8, 1979, in Springfield, Mass. Wide receiver Maine 1998-2000. Pro wide receiver Denver Broncos 2001. College coach: Maine 2007, Naval Academy Prep 2008, South Florida 2009-11. Pro coach: Joined Dolphins in 2012.



JOHN BENTON
OFFENSIVE LINE
Born December 13, 1963, Los Angeles, Calif. Offensive lineman Colorado State 1986-90. No pro playing experience. College coach: California University (Pa.) 1990-94, Colorado State 1996-2003. Pro coach: St. Louis Rams 2004-05, Houston Texans 2006-13, joined Dolphins in 2014.



JEFF NIXON
RUNNING BACKS
Born October 16, 1974, Rochester, Pa. Running back West Virginia 1993-94, Penn State 1996. No pro playing experience. College coach: Penn State 1997, Princeton 1998, Shippensburg 1999-2002, Tennessee-Chattanooga 2003-05, Temple 2006. Pro Coach: Philadelphia Eagles 2007-10, joined Dolphins in 2011.



JACK BICKNELL JR.
ASSISTANT OFFENSIVE LINE
Born February 7, 1963, North Plainfield, N.J. Center Boston College 1981-85. No pro playing experience. College coach: Boston College 1985-86, 2007-08, New Hampshire 1987-96, Louisiana Tech 1997-2006. Pro coach: New York Giants 2009-11, Kansas City Chiefs 2012, Pittsburgh Steelers 2013, joined Dolphins in 2014.



KEN O'KEEFE
WIDE RECEIVERS
Born August 18, 1953, Milford, Conn. No pro playing experience. College coach: New Haven 1976-77, Allegheny 1986-97, Fordham 1998, Iowa 1999-2011. Pro coach: Joined Dolphins in 2012.



DAN CAMPBELL
TIGHT ENDS
Born April 13, 1976, Clifton, Texas. Tight end Texas A&M 1994-98. Pro tight end New York Giants 1999-2002, Dallas Cowboys 2003-05, Detroit Lions 2006-08, New Orleans Saints 2009. Pro coach: Joined Dolphins in 2010.



ZAC TAYLOR
QUARTERBACKS
Born May 10, 1983, Norman, Okla. Quarterback Nebraska 2005-06. Pro quarterback Tampa Bay Buccaneers 2007. College coach: Texas A&M 2011. Pro coach: Joined Dolphins in 2012.



BEN JOHNSON
ASSISTANT QUARTERBACKS
Born May 11, 1986, Charleston, S.C. Quarterback North Carolina 2004-08. No Pro playing experience. College coach: Boston College 2010-11. Pro coach: Joined Dolphins in 2012.



DARREN RIZZI
SPECIAL TEAMS COORDINATOR
Born July 21, 1970, Hillsdale, N.J. Tight end Rhode Island 1988-91. College coach: Rhode Island 1992, Colgate 1993, New Haven 1993-97, Northeastern 1998, New Haven 1999-2001 (head coach), Rutgers 2002-07, Rhode Island 2008 (head coach). Pro coach: Joined Dolphins in 2009.



BEN MARTIN
OFFENSIVE ASSISTANT
Born May 3, 1983, Danvers, Mass. Offensive lineman Trinity 2002-05. No Pro playing experience. College coach: Curry College (MA) 2007, Merrimack College (MA) 2008-09, Texas A&M 2010-11, Princeton 2012, Wagner 2013. Pro coach: Joined Dolphins in 2014.



MARWAN MAALOUF
ASSISTANT SPECIAL TEAMS
Born November 26, 1976, Strongsville, Ohio. Guard Baldwin Wallace 1997-99. No pro playing experience. College coach: Baldwin Wallace 2000, Fordham 2001, Rutgers 2002-03. Pro coach: Cleveland Browns 2004-06, Baltimore Ravens 2008-11, Indianapolis Colts 2012, joined Dolphins in 2013.



2014 MIAMI DOLPHINS DEFENSIVE AND STRENGTH AND CONDITIONING COACHES



KEVIN COYLE
DEFENSIVE COORDINATOR
Born January 14, 1956, Staten Island, N.Y.
Defensive back Massachusetts 1975-77.
No pro playing experience. College coach:
Cincinnati 1978-79, Arkansas 1980, U.S.
Merchant Marine Academy 1981, Holy Cross
1982-90, Syracuse 1991-93, Maryland 1994-96,
Fresno State 1997-2000. Pro coach: Cincinnati
Bengals 2001-11, joined Dolphins in 2012.



MARK DUFFNER
LINEBACKERS
Born July 19, 1953, Annandale, Va.
Defensive lineman William & Mary 1972-74.
No pro playing experience. College coach:
Ohio State 1975-76, Cincinnati 1977-80, Holy
Cross 1981-91 (HC 1986-91), Maryland 1992-
96 (HC). Pro coach: Cincinnati Bengals 1997-
02, Green Bay Packers 2003-05, Jacksonville
Jaguars 2006-13, joined Dolphins in 2014.



BLUE ADAMS
ASSISTANT DEFENSIVE BACKS
Born October 15, 1979, Miami, Fla.
Defensive back Cincinnati 1998-2003. Pro
defensive back New York Giants/Jacksonville
Jaguars 2003, Rhein Fire 2004, Tampa Bay
Buccaneers 2005-06, Cincinnati Bengals
2007. College coach: Purdue 2010,
Northern Iowa 2011. Pro coach: Joined
Dolphins in 2012.



KACY RODGERS
DEFENSIVE LINE
Born June 24, 1969, Humboldt, Tenn. Line-
backer/defensive end Tennessee 1988-91. Pro
linebacker Shreveport Pirates (CFL) 1994.
College coach: Tennessee-Martin 1994-97,
Louisiana-Monroe 1998, Middle Tennessee
State 1999-2001, Arkansas 2002. Pro
coach: Dallas Cowboys 2003-07, joined
Dolphins in 2008.




LOU ANARUMO
DEFENSIVE BACKS
Born August 18, 1966, Staten Island, N.Y.
Attended Wagner. No college or pro playing
experience. College coach: U.S. Merchant
Marine Academy 1989-90, 1992-94,
Wagner 1990, Syracuse 1990-91, Harvard
1995-2000, Marshall 2001-03, Purdue
2004-11. Pro coach: Joined Dolphins in
2012.



DARREN KREIN
HEAD STRENGTH & CONDITIONING
Born July 7, 1971, Aurora, Colo.
Linebacker/defensive end Miami 1989-
93. Pro linebacker San Diego Chargers
1994, Barcelona Dragons (NFL) 1996.
Pro coach: Seattle Seahawks 1997-98,
2002-09, joined Dolphins in 2011.



CHARLIE BULLEN
ASSISTANT DEFENSIVE LINE
Born September 28, 1984, Palatine, Ill.
Attended Iowa. No college or pro playing
experience. College coach: Iowa 2007-11. Pro
coach: Joined Dolphins in 2012.



DAVE PULOKA
ASST. STRENGTH AND CONDITIONING
Born January 12, 1979, Arlington, Mass.
Linebacker Holy Cross 1997-2000.
No pro playing experience. College coach:
Stevens Institute of Technology 2005,
Virginia 2006. Pro coach: Atlanta Falcons
2007, joined Dolphins in 2008.



JEFF BURRIS
DEFENSIVE ASSISTANT
Born June 6, 1972, Rock Hill, S.C.
Defensive back Notre Dame 1990-93. Pro
defensive back Buffalo Bills 1994-97, India-
napolis Colts 1998-2001, Cincinnati Bengals
2002-03. College coach: Massachusetts 2012.
Pro Coach: Sacramento Mountain Lions (UFL)
2011, joined Dolphins in 2013.



DAVE REGAN
SPORTS SCIENCE ANALYST
Born April 10, 1986, Melbourne, Australia.
Attended Australian Catholic University. No
college or pro playing experience. Austr-
alian Football League coach: Port Adelaide
Football Club 2010-14. Pro coach: Joined
Dolphins in 2014.



DAVID CORRAO
ASSISTANT LINEBACKERS
Born June 11, 1974, Mission Viejo, Calif.
Running back San Diego 1992. No pro
playing experience. College coach: Syracuse
2000-03, Northeastern 2004, Mississippi 2005-
07. Pro coach: Joined Dolphins in 2008.



JAY KAISER
ASSISTANT TO THE HEAD COACH
Born April 8, 1974, Liberal, Kansas.
Attended Bethany. No college or pro playing
experience. College coach: Bethany 1993-96,
Northwest Missouri State 1997-98, Northern
Iowa 1999, Toledo 2001, Kansas State 2002-
08. Pro coach: Tampa Bay Buccaneers 2009-
11, joined Dolphins in 2012.



WEEKLY INFORMATION

DOLPHINS VS. PATRIOTS



The Miami Dolphins (0-0) open the 2014 regular season against the New England Patriots (0-0) at Sun Life Stadium at 1 p.m. The Dolphins split the season series against the Patriots last year, with each team defending their home field. Miami holds a 50-44 regular season series record against New England and are 1-2 against the division rival in the postseason.

DOLPHINS ON THE AIR

Television:	WFOR-TV (CBS 4 - Miami-Ft. Lauderdale), WINK-TV (Ft. Myers), WPEC-TV (West Palm Beach)	
Broadcasters:	Greg Gumbel- Play-By-Play Trent Green - Color Analyst	
Radio:	DOLPHINS RADIO NETWORK CLEAR CHANNEL, WBGG 105.9-FM, WINZ 940-AM	
Broadcasters:	Jimmy Cefalo - Play-By-Play Bob Griese - Color Analyst Joe Rose - Color Analyst Keith Sims - Sideline Reporter	
Radio:	DOLPHINS SPANISH RADIO WQBA 1140-AM	
Broadcasters:	Raul Striker Jr. - Play-By-Play Roly Martin - Color Analyst	



2013 AFC EAST STANDINGS

TEAM	W	L	PCT	PF	PA
Patriots	12	4	.750	444	338
Jets	8	8	.500	290	387
Dolphins	8	8	.500	317	335
Bills	6	10	.375	339	388

DOLPHINS COMMUNICATIONS

Staff Member	Phone	Email@dolphins.com
Jason Jenkins, Vice President	954-452-7174	JJenkins
Fitz Ollison, Senior Director	954-452-7179	FOLLison
Theresa Manahan, Manager	305-943-1451	TManahan
Gayle Baden, Exec. Assistant	954-452-7173	GBaden
Hank Nathan, Coordinator	954-452-7033	HNathan
Michael Farnham, Staff Assistant	954-452-7047	MFarnham
Department Number	954-452-7010	
Twitter: @DolphinsMEDIA, @MiamiDolphins		

Tuesday (9/2)	Wednesday (9/3)	Thursday (9/4)	Friday (9/5)	Saturday (9/6)	Sunday (9/7)	Monday (9/8)
Practice 1:15 p.m.	NEW Player Conf. Call TBD	Practice 12:30 p.m.	No availability for Head Coach Joe Philbin or players	No availability for Head Coach Joe Philbin or players	Kickoff vs. New England (1 P.M.)	Joe Philbin 1 p.m. Coordinators 1:15 p.m.
Joe Philbin 2:55 p.m.	Bill Belichick Conf. Call 9:15 a.m.	Joe Philbin 2:40 p.m.				
Players 3:05 p.m.	Practice 12:30 p.m. Joe Philbin 2:40 p.m. Players 2:50 p.m.	Players 2:50 p.m.				



2014 PRESEASON RECAP

- Miami finished with a 3-1 record for the first time since 2011. Since 1978 when the NFL cut the preseason from six to four games while also increasing the regular season from 14 to 16 games, the Dolphins have recorded at least three wins in the preseason in 16 seasons prior to this year. Of those 16 seasons, Miami has reached the playoffs 10 times (62.5 percent of the time).

- Miami ranked 15th in total offense in the NFL and seventh in the AFC (325.3 Y/G).

- Miami ranked ninth in total defense in the NFL and sixth in the AFC (284.5 Y/G).

- Miami's offense allowed 4.0 sacks in the 2014 preseason (1.0 at Atlanta on Aug. 8, 1.0 at Tampa Bay on Aug. 16, 1.0 vs. Dallas on Aug. 23 and 1.0 vs. St. Louis on Aug. 28). The last time the Dolphins allowed 4.0 sacks or fewer in the preseason was in 2004.

- Miami's defense totaled 13 sacks (0.0 at Atlanta on Aug. 8, 5.0 at Tampa Bay on Aug. 16, 3.0 vs. Dallas on Aug. 23, 5.0 vs. St. Louis). The last time the team totaled at least 13 sacks in a preseason where the team played four games occurred in 2009.

MEDIA INFORMATION

The Miami Dolphins utilize an interactive media guide that provides users with a wealth of information including updated bios, weekly releases, statistics, rosters and other unique content about the organization in an efficient downloadable format. To view updated content of this Interactive Media Guide, please visit <http://dolphins.studiotigaapps.net>.

In addition, an FTP site will be used for large video and audio files.

If you encounter any questions about the Miami Dolphins Interactive Media Guide or Media Site, please contact a member of the Miami Dolphins Communications Department at (954) 452-7010.

MEDIA SITE	FTP SITE
http://dolphins.studiotigaapps.net	Ftp.dfins.com
<ul style="list-style-type: none"> • 2013 Weekly Information • 2013 Post Season Guide • 2014 NFL Draft Guide • 2014 Off-Season Guide • 2014 Preseason and Training Camp Guide • 2014 Weekly Information 	<ul style="list-style-type: none"> • Audio and Video Clips • Username: finsmedia • Password: medifins

PREGAME/IN-GAME ENTERTAINMENT

STRONGERTOGETHER

National Anthem: The Stadium

Flag: Full Field Flag

Pregame Entertainment: Cheerleader Performance

Alumni Captains: Dan Marino and Jason Taylor

Honor Guard: Homestead Air Reserve Base

Flyover: Black Diamond Jet Team (6)

Halftime: Four ladies who previously competed on NBC's "The Voice" and are South Florida natives, including Laura Vivas (Season 3), Michaela Paige (Season 3), Karina Iglesias (Season 4) and Monique Abbadie (Season 4), will perform songs together.

Everyday Hero: Staff Sergeant Brian Mast

GET CONNECTED

The Dolphins use a variety of social media platforms to stay connected with fans, including Facebook, Google+, Instagram, Snapchat (mobile app), Tumblr, Twitter and Vine (search for: Miami Dolphins). For more information on these platforms visit Dolphins.com.




[Miami Dolphins](http://MiamiDolphins)



[Miami Dolphins](http://MiamiDolphins)



miamidolphins



MiamiDolphins



dolphinsmedia



@MiamiDolphins



[Miami Dolphins](http://MiamiDolphins)

Dolphins.com

COMMUNICATIONS DEPARTMENT

INTERVIEW REQUESTS

All interview requests for Miami Dolphins executives, coaches and players should go through the Dolphins Communications Department. These should be submitted no later than 24 hours in advance.



JASON JENKINS

Vice President
Communications

O: 954-452-7174
M: 954-290-6864
JJenkins@dolphins.com



FITZ OLLISON

Sr. Director of
Communications

O: 954-452-7179
M: 408-595-4917
FOLLison@dolphins.com



THERESA MANAHAN

Communications
Manager

O: 305-943-1451
M: 904-838-7160
TManahan@dolphins.com



GAYLE BADEN

Executive
Assistant

O: 954-452-7173
M: 954-610-8660
GBaden@dolphins.com



HANK NATHAN

Communications
Coordinator

O: 954-452-7033
M: 443-804-3674
HNathan@dolphins.com



MICHAEL FARNHAM

Communications Staff
Assistant

O: 954-452-7047
M: 571-839-7026
MFarnham@dolphins.com



2013 NFL RANKINGS

FINAL OFFENSE

TOTAL		RUSH		PASS	
1	Broncos	1	Eagles	1	Broncos
2	Eagles	2	Bills	2	Saints
3	Packers	3	49ers	3	Lions
4	Saints	4	Seahawks	4	Chargers
5	Chargers	5	Redskins	5	Bears
6	Lions	6	Jets	6	Packers
7	Patriots	7	Packers	7	Falcons
8	Bears	8	Vikings	8	Bengals
9	Redskins	9	Patriots	9	Eagles
10	Bengals	10	Chiefs	10	Patriots
11	Texans	11	Panthers	11	Browns
12	Cardinals	12	Raiders	12	Steelers
13	Vikings	13	Chargers	13	Cardinals
14	Falcons	14	Titans	14	Cowboys
15	Colts	15	Broncos	15	Texans
16	Cowboys	16	Bears	16	Redskins
17	Seahawks	17	Lions	17	Colts
18	Browns	18	Bengals	18	Ravens
19	Bills	19	Rams	19	Giants
20	Steelers	20	Texans	20	Dolphins
21	Chiefs	20	Colts	21	Titans
22	Titans	22	Buccaneers	22	Jaguars
23	Raiders	23	Cardinals	23	Vikings
24	49ers	24	Cowboys	24	Chiefs
25	Jets	25	Saints	24	Raiders
26	Panthers	26	Dolphins	26	Seahawks
27	Dolphins	27	Browns	27	Rams
28	Giants	27	Steelers	28	Bills
29	Ravens	29	Giants	29	Panthers
30	Rams	30	Ravens	30	49ers
31	Jaguars	31	Jaguars	31	Jets
32	Buccaneers	32	Falcons	32	Buccaneers

FINAL DEFENSE

TOTAL		RUSH		PASS	
1	Seahawks	1	Cardinals	1	Seahawks
2	Panthers	2	Panthers	2	Saints
3	Bengals	3	Jets	3	Texans
4	Saints	4	49ers	4	Bills
5	49ers	5	Bengals	5	Bengals
6	Cardinals	6	Lions	6	Panthers
7	Texans	7	Seahawks	7	49ers
8	Giants	7	Broncos	8	Browns
9	Browns	9	Rams	9	Steelers
10	Bills	10	Eagles	10	Giants
11	Jets	11	Ravens	11	Titans
12	Ravens	12	Chargers	12	Ravens
13	Steelers	13	Raiders	13	Colts
14	Titans	14	Giants	14	Cardinals
15	Rams	15	Buccaneers	15	Bears
16	Lions	16	Vikings	16	Dolphins
17	Buccaneers	17	Redskins	17	Buccaneers
18	Redskins	18	Browns	18	Patriots
19	Broncos	19	Saints	19	Rams
20	Colts	20	Titans	20	Redskins
21	Dolphins	21	Steelers	21	Falcons
22	Raiders	22	Chiefs	22	Jets
23	Chargers	23	Texans	23	Lions
24	Chiefs	24	Dolphins	24	Packers
25	Packers	25	Packers	25	Chiefs
26	Patriots	26	Colts	25	Jaguars
27	Falcons	27	Cowboys	27	Broncos
27	Jaguars	28	Bills	28	Raiders
29	Eagles	29	Jaguars	29	Chargers
30	Bears	30	Patriots	30	Cowboys
31	Vikings	31	Falcons	31	Vikings
32	Cowboys	32	Bears	32	Eagles



2014 NFL PRESEASON RANKINGS

OFFENSE

TOTAL	YDS/G	RUSH	YDS/G	PASS	YDS/G
1. PHI	455.5	1. BLT	171.0	1. PHI	299.8
2. SEA	369.3	2. PHI	155.8	2. NE	255.3
3. NE	367.5	3. MIN	149.5	3. ATL	251.3
4. WAS	366.8	4. SEA	141.5	4. CHI	244.0
5. BLT	363.3	5. NYG	134.6	5. WAS	241.3
6. GB	362.8	6. GB	132.8	6. JAX	240.8
7. TEN	349.0	7. CIN	131.3	7. OAK	237.8
8. DEN	346.8	8. NYJ	128.3	8. TEN	236.3
9. STL	335.3	9. WAS	125.5	9. DEN	231.8
10. OAK	334.0	10. SD	123.8	10. MIA	231.0
11. MIN	333.5	11T. DEN	115.0	11. GB	230.0
12. CIN	332.5	11T. SF	115.0	12. NO	229.3
13. NO	329.5	13. STL	114.3	13. SEA	227.8
14. ATL	327.8	14. TEN	112.8	14. DET	222.8
15. MIA	325.3	15. NE	112.3	15. STL	221.0
16. NYJ	320.8	16. KC	110.8	16. ARZ	201.8
17. JAX	319.0	17. CLV	110.3	17. CIN	201.3
18. CHI	315.0	18. BUF	103.0	18. CAR	201.0
19. NYG	314.2	19. NO	100.3	19. NYJ	192.5
20. DET	313.3	20. IND	99.8	20. BLT	192.3
21. SD	308.5	21. OAK	96.3	21. KC	189.3
22. KC	300.0	22. MIA	94.3	22. CLV	187.5
23. CLV	297.8	23. TB	91.0	23. SD	184.8
24. CAR	291.3	24. DET	90.5	24. DAL	184.3
25. BUF	284.4	25. CAR	90.3	25. MIN	184.0
26. ARZ	280.8	26T. DAL	87.8	26. PIT	182.5
27. SF	273.8	26T. HST	87.8	27. BUF	181.4
28. DAL	272.0	28. ARZ	79.0	28. NYG	179.6
29. IND	265.0	29. JAX	78.3	29. IND	165.3
30. PIT	249.8	30. ATL	76.5	30. SF	158.8
31. HST	236.0	31. CHI	71.0	31. HST	148.3
32. TB	221.8	32. PIT	67.3	32. TB	130.8

DEFENSE

TOTAL	YDS/G	RUSH		PASS	YDS/G
1. BLT	245.8	1. DEN	72.3	1. SD	138.8
2. DEN	246.8	2. BUF	75.8	2. CIN	159.3
3. WAS	253.3	3. BLT	78.0	3. BLT	167.8
4. GB	268.8	4. DET	81.5	4. WAS	169.0
5. SD	269.0	5. WAS	84.3	5. SF	171.5
6. BUF	270.4	6. NYG	87.8	6. DEN	174.5
7. CIN	282.8	7. TB	88.3	7. GB	177.0
8. SEA	283.8	8. MIA	89.0	8. IND	183.8
9. MIA	284.5	9. STL	89.8	9. MIN	186.3
10. MIN	285.8	10. GB	91.8	10. KC	188.8
11. SF	288.0	11. ATL	92.0	11. SEA	191.5
12. DET	294.5	12. SEA	92.3	12. BUF	194.6
13. STL	298.8	13. JAX	99.0	13. MIA	195.5
14. IND	303.8	14T. MIN	99.5	14. ARZ	199.8
15. NYG	305.0	14T. CLV	99.5	15. CAR	200.5
16. CAR	305.8	16. OAK	101.3	16. STL	209.0
17. JAX	317.3	17. CAR	105.3	17. DET	213.0
18. ATL	321.8	18. SF	116.5	18. PIT	215.8
19. ARZ	323.8	19. IND	120.0	19. NYG	217.2
20. KC	339.3	20. HST	122.3	20. NE	217.5
21. OAK	341.3	21. CIN	123.5	21. JAX	218.3
22T. TEN	344.5	22. ARZ	124.0	22. TEN	218.8
22T. NE	344.5	23. PHI	124.3	23. NYJ	221.5
24. CLV	346.0	24. TEN	125.8	24. ATL	229.8
25. TB	346.5	25. CHI	126.5	25. DAL	235.0
26. NYJ	356.8	26. NE	127.0	26. HST	235.5
27. HST	357.8	27. SD	130.3	27. OAK	240.0
28. PIT	366.5	28. NYJ	135.3	28. NO	242.8
29. CHI	391.8	29. KC	150.5	29. CLV	246.5
30. DAL	393.3	30. PIT	150.8	30. TB	258.3
31. PHI	394.0	31. NO	153.5	31. CHI	265.3
32. NO	396.3	32. DAL	158.3	32. PHI	269.8



A WIN AGAINST NEW ENGLAND WOULD...

- Improve Miami's record to 1-0.
- Improve Miami's record to 34-14 at home and 51-44 in the all-time regular season series against New England.
- Give Miami wins in season openers in back-to-back years for the first time since the 2001-02 seasons.
- Give Miami back-to-back wins against New England for the first time since Week 17 of the 2000 season and Week 4 of the 2001 season.
- Improve Miami's record to 1-0 against the AFC East in 2014.
- Improve Miami's record to 1-0 at home this season.
- Improve Joe Philbin's career regular season record to 16-17.
- Improve Philbin's career record against New England to 2-3.

2013 DOLPHINS LEADERS

Category	Player	Total	AFC Rank	NFL Rank
Pass Attempts	R. Tannehill	588	4	7
Pass Completions	R. Tannehill	355	7	11
Completion Percentage	R. Tannehill	60.4	10	22
Yards Passing	R. Tannehill	3,913	6	10
Average Gain	R. Tannehill	6.65	10	27
Touchdown Passes	R. Tannehill	24	6	12t
Touchdown Percentage	R. Tannehill	4.1%	6	20
Interception Percentage	R. Tannehill	2.9%	10	22
Rating	R. Tannehill	81.7	9	24
Fourth-Quarter Rating	R. Tannehill	74.6	18	35
Third-Down Passing	R. Tannehill	78.9	11	24
Rushing Yards	L. Miller	709	15	26
Rushing Yards	Dan. Thomas	406	27	NR
Rushing Yards	R. Tannehill	238	37	NR
Receptions	B. Hartline	76	12t	24
Receptions	M. Wallace	73	14t	30t
Receptions	C. Clay	69	18	38
Receiving Yards	B. Hartline	1,016	12	24
Receiving Yards	M. Wallace	930	13	28
Receiving Yards	C. Clay	759	22	47t
Third-Down Receptions	C. Clay	18	20t	40t
Third-Down Receptions	B. Hartline	16	30t	NR
Third-Down Receptions	M. Wallace	14	42t	NR
Scoring, non-kickers	C. Clay	42	21t	45t
Scoring, non-kickers	Dan. Thomas	36	29t	NR
Scoring, non-kickers	M. Wallace	30	33t	NR
Scoring, non-kickers	B. Hartline	24	45t	NR
Scoring, Kickers	C. Sturgus	111	11	21t
Touchbacks	C. Sturgis	38	7t	15t
Yards from Scrimmage	B. Hartline	1,016	23	49
Yards from Scrimmage	M. Wallace	963	26	NR
Yards from Scrimmage	L. Miller	879	31t	NR
Yards from Scrimmage	C. Clay	774	43	NR
First Downs	B. Hartline	43	17t	40t
First Downs	M. Wallace	48	23t	48t
First Downs	C. Clay	38	39t	NR
Gross Punting Average	B. Fields	48.8	2	2
Net Punting Average	B. Fields	42.4	1	2
Punt Return Average	M. Thigpen	8.8	9	19
Kickoff Return Average	M. Thigpen	22.5	10	18
Interceptions	B. Grimes	4	4t	11t
Interceptions	D. Patterson	4	4t	11t
Interceptions	N. Carroll	3	15t	NR
Sacks	O. Vernon	11.5	3t	7t
Sacks	C. Wake	8.5	16	29t
Sacks	J. Odrick	4.5	42t	NR
Sacks	R. Starks	4.0	50t	NR
Def. Fumble Recoveries	D. Ellerbe	2	2t	6t

2013 DOLPHINS STATISTICS

	DOLPHINS	OPPONENTS
TOTAL FIRST DOWNS	278	327
RUSHING	61	114
PASSING	205	192
PENALTY	12	21
3RD DOWN, MADE / ATT.	6 / 217	91 / 238
3RD DOWN PCT.	35.0	38.2
4TH DOWN, MADE / ATT.	3 / 12	8 / 15
4TH DOWN PCT.	25.0	53.3
POSSESSION AVG.	28:27	31:33
TOTAL NET YARDS	5,007	5,750
AVG. PER GAME	312.9	359.4
TOTAL PLAYS	1,001	1,106
AVG. PER PLAY	5.0	5.2
NET YARDS RUSHING	1,440	1,998
AVG. PER GAME	90.0	124.9
TOTAL RUSHES	349	484
NET YARDS PASSING	3,567	3,752
AVG. PER GAME	222.9	234.5
SACKED / YDS. LOST	58 / 399	42 / 272
GROSS YARDS	3,966	4,024
ATT. / COMPLETIONS	594 / 357	580 / 344
COMPLETION PCT.	60.1	59.3
HAD INTERCEPTED	19	18
PUNTS / AVG.	85 / 48.8	78 / 43.7
NET PUNTING AVG.	85 / 42.4	78 / 38.7
PENALTIES / YARDS	70 / 598	95 / 748
FUMBLES / BALL LOST	16 / 7	14 / 6
TOTAL TOUCHDOWNS	34	33
TD, RUSHING	8	14
TD, PASSING	24	17
TD, RETURNS	2	2



WHAT TO LOOK FOR IN 2014

T BRANDEN ALBERT...

- Has played in 85 games and needs 15 to reach 100 in his career.

TE CHARLES CLAY...

- Recorded 69 receptions for 759 receiving yards and six touchdowns in 2013. His receptions and reception yardage totals are the second-highest single-season figures in Dolphins history among the team's tight ends and his touchdown reception total ranks tied for third. He needs 65 receptions, 631 receiving yards and eight touchdowns in 2014 to record the most receptions, receiving yards and touchdown receptions for a tight end in consecutive seasons in franchise history.

G DARYN COLLEDGE...

- Continuing his consecutive games played and starts streak, which stand at 128 and 97 games, the longest and second-longest active NFL streaks respectively among guards.

S LOUIS DELMAS...

- Has recorded 328 total tackles (237 solo) and needs 72 to reach 400 in his career.
- Has recorded six career interceptions and needs four to reach 10 in his career.

LS JOHN DENNEY...

- Continuing his consecutive games played streak, which currently stands at a franchise-record 144, having played in every game in his nine-year career.

LB DANNELL ELLERBE...

- Has recorded 271 total tackles (201 solo) and needs 29 to reach 300 in his career.
- Has recorded 6.5 career sacks and needs 3.5 to reach 10 in his career.

P BRANDON FIELDS...

- Looks to improve upon his 46.8 yards per punt average and 39.3 net average, which are the highest in team history. His 46.8 average also is the third-highest in NFL history.
- Has recorded three-straight seasons with a punting average of 48.8 yards or greater. He is one of two players in NFL history to accomplish that feat (Shane Lechler) and needs another season averaging 48.8 yards per punt to be tied for the most seasons all-time.
- Has recorded 184 punts inside the 20-yard line and needs 16 more to reach 200 in his career.

CB CORTLAND FINNEGAN...

- Has started 99 games in his career and needs one more to reach 100.
- Has recorded 586 total tackles (483 solo) and needs 14 total tackles to reach 600 in his career and 17 solo tackles to reach 500 in his career.
- Has recorded 18 career interceptions and needs two to reach 20 in his career.

WR BRANDON GIBSON...

- Has 2,416 receiving yards and needs 584 for 3,000 in his career.

CB BRENT GRIMES...

- Has recorded 295 total tackles (257 solo) and needs five total tackles to reach 300 in his career and 43 solo to reach 300 in his career.
- Has recorded 17 interceptions and needs three to reach 20 in his career.

WR BRIAN HARTLINE...

- Has recorded 259 receptions and needs 41 to reach 300 in his career.
- Has recorded 3,769 receiving yards and needs 231 to reach 4,000 in his career.
- Has recorded 1,000 receiving yards in back-to-back seasons and needs another 1,000-yard season to become the first player in franchise history

to accomplish that feat in three-straight seasons.

- Has recorded 70-or-more receptions in back-to-back seasons and needs one more season with 70 receptions to tie WR O.J. McDuffie as the only players in franchise history to accomplish that feat in three-straight seasons.
- Has recorded 150 receptions for 2,099 receiving yards over the past two seasons, good for fifth-most and sixth-most in team history over a two-year span. He needs 91 receptions and 1,437 receiving yards this season to surpass WR's O.J. McDuffie and Mark Clayton for most receptions and receiving yards respectively in a three-year span in team history.
- Has recorded 259 receptions, good for 10th-most in franchise history and needs 63 more to pass WR Davone Bess for sole possession of seventh-most in team history.
- Has recorded 3,769 receiving yards, good for seventh-most in franchise history and needs 766 more to surpass WR Duriel Harris for sole possession of sixth-most in team history.
- Has recorded 33 receptions of 25-or-more yards and needs one more for sole possession of second-most in franchise history.

S RESHAD JONES...

- Has started 46 games and needs four more to reach 50 in his career.
- Has recorded 277 total tackles (213 solo) and needs 23 more to reach 300 in his career.
- Has recorded seven interceptions and needs three more to reach 10 in his career.
- Has recorded 19 passes defensed and needs one more to reach 20 in his career.
- Has recorded 5.5 sacks and needs 1.5 sacks for second-most in franchise history for a defensive back.

WR RISHARD MATTHEWS...

- Has recorded 52 receptions and needs 48 to reach 100 in his career.
- Has recorded 599 receiving yards and needs 401 to reach 1,000 in his career.

RB LAMAR MILLER...

- Has recorded 959 rushing yards and needs 41 to reach 1,000 in his career.

LB KOA MISI...

- Has started 46 games and needs four more to reach 50 in his career.
- Has recorded 186 total tackles and needs 14 more to reach 200 in his career.
- Has recorded eight passes defensed and needs two more to reach 10 in his career.

RB KNOWSHON MORENO...

- Has started 45 games and needs five more to reach 50 in his career.
- Has recorded 845 rushing attempts and needs 155 to reach 1,000 in his career.
- Has rushed for 3,468 rushing yards and needs 532 to reach 4,000 in his career.
- Has recorded 1,401 receiving yards and needs 99 more to reach 1,500 in his career.
- Has recorded nine touchdown receptions and needs one more to reach 10 in his career.

DT JARED ODRICK...

- Has played in 49 games and needs one more to reach 50 in his career.
- Has recorded 80 solo tackles and needs 20 to reach 100 in his career.



WHAT TO LOOK FOR IN 2014

C MIKE POUNCEY...

- Has started in 46 games and needs four more to reach 50 in his career.

DT RANDY STARKS...

- Continuing his consecutive games played streak, which currently stands at 108, the most among active defensive tackles.
- Has recorded 357 total tackles and needs 43 more to reach 400 in his career.

QB RYAN TANNEHILL...

- Has thrown for 7,207 passing yards and needs 2,793 to reach 10,000 in his career.
- Has 36 touchdown passes and needs 14 to reach 50 in his career.
- His 7,207 passing yards through his first two NFL seasons are the fifth-most in NFL history. He needs 2,564 passing yards this season to crack the top 10 all-time and 3,561 passing yards to finish in the top five for most passing yards for a player in their first three seasons (contingent upon other players in their third season in 2014).
- Has recorded six games with 300-or-more passing yards and needs two more to surpass QB Chad Henne for sole possession of second-most games with 300-or-more passing yards in franchise history.

DE OLIVIER VERNON...

- Has recorded 80 total tackles and needs 20 for 100 in his career.
- Has recorded 15 sacks in his first two seasons, tied for the second-most in franchise history for a player through their first two seasons. He needs 10.5 sacks this season to surpass DE Adewale Ogunleye for sole possession of most sacks for a player through their first three seasons in franchise history.

DE CAMERON WAKE...

- Has recorded 162 solo tackles and needs 38 to reach 200 in his career.
- Has recorded 51.5 sacks and needs 8.5 sacks to surpass DE Jeff Cross for sole possession of fifth-most in franchise history.
- His 51.5 sacks through his first five years with the team are the most in franchise history. He needs 8.0 sacks to surpass DE Bill Stanfill for most sacks in franchise history for a player through their first six seasons with the team.
- His 51.5 sacks are 11th-most in NFL history for an undrafted player and he needs 12 this season to surpass DE James Hall for sole possession of seventh-most all-time among undrafted players.

WR MIKE WALLACE...

- Has recorded 4,972 receiving yards and needs 28 to reach 5,000 in his career.
- Recorded 73 receptions for 930 receiving yards in his first season with the team, good for third-most in both categories for a player in Dolphins history through their first season with the team. He needs 95 receptions and 1,456 receiving yards this season to surpass WR's Brandon Marshall and Mark Clayton for most receptions and receiving yards respectively in a two-year span in Dolphins history.
- Continuing leading AFC wide receivers in touchdown receptions since he entered the NFL in 2009. He currently has 37.

LB PHILIP WHEELER...

- Has played in 93 games and needs seven more to reach 100 in his career.
- Has recorded 410 total tackles and needs 90 to reach 500 in his career.

CB JIMMY WILSON...

- Has recorded 80 total tackles and needs 20 to reach 100 in his career.
- Has recorded three blocked punts and needs one more to have the most in franchise history.

WHAT TO LOOK FOR AGAINST NEW ENGLAND

TEAM

- The offensive line featuring five different starters in new positions in the season-opening game for the first time since the club's inaugural season in 1966.
- The offensive line starting five new starters in a season-opening game that did not start a single game for the team in the previous season for the first time in the NFL since the 2004 San Diego Chargers.

S LOUIS DELMAS

- Needs one pass defended to record the 25th of his career.

LS JOHN DENNEY

- Improving his consecutive games played streak to 145, most in franchise history.

LB DANNELL ELLERBE

- Needs one pass defended to record the 10th of his career.

CB CORTLAND FINNEGAN

- Starting the 100th game of his career.

WR BRANDON GIBSON

- Recording 84 receiving yards to reach 2,500 in his career.

CB BRENT GRIMES

- Recording five tackles to reach 300 in his career.

WR BRIAN HARTLINE

- Needs one more reception of 25-plus yards to assume sole possession of second-most 25-yard receptions in team history. He currently has 33 and is tied with Orande Gadsden.

RB LAMAR MILLER

- Recording 41 yards rushing to reach 1,000 in his career.

RB KNOWSHON MORENO

- Recording 32 yards rushing to reach 3,500 in his career.
- Recording one touchdown reception to reach 10 in his career.

DT JARED ODRICK

- Appearing in the 50th game of his career.

DT RANDY STARKS

- Recording one interception to tie Kevin Williams for the most interceptions among active defensive tackles. He currently has four and is tied with Darnell Dockett.
- Improving his consecutive games played streak to 109, most among active defensive tackles.
- Needs one pass defended to record the 20th of his career.

QB RYAN TANNEHILL

- Needs one game with 300 passing yards to tie Chad Henne for second-most career games with 300-or-more yards in franchise history. He currently has six in his career.
- Needs 51 yards rushing to reach 500 in his career.

RB MARCUS THIGPEN

- Needs 90 kickoff return yards to reach 2,000 in his career.

DE CAMERON WAKE

- Needs 1.5 sacks to surpass Greg Brown for the 10th-most sacks by an undrafted player in NFL history. He currently has 51.5.
- Needs one more forced fumble to reach 10 in his career.



WHAT TO LOOK FOR AGAINST NEW ENGLAND CONTINUED

WR MIKE WALLACE

- Recording 28 receiving yards to reach 5,000 in his career.
- Adding to his AFC-leading 37 career touchdown receptions among wide receivers since entering the NFL in 2009.

CB JIMMY WILSON

- Blocking the fourth punt of his career to assume sole possession of most blocked punts in franchise history.

SERIES HISTORY VS. NEW ENGLAND

MIAMI 50, NEW ENGLAND 46 (FORMERLY BOSTON)

11/27/66 BOSTON 20, AT MIAMI 14
10/15/67 AT BOSTON 41, MIAMI 10
12/17/67 AT MIAMI 41, BOSTON 32
11/24/68 MIAMI 34, AT BOSTON 10
12/8/68 AT MIAMI 38, BOSTON 7
11/9/69 MIAMI 17, AT BOSTON 16
11/30/69 BOSTON 38, MIAMI 23 (AT TAMPA)
9/20/70 AT BOSTON 27, MIAMI 14
12/6/70 AT MIAMI 37, BOSTON 20
10/17/71 AT MIAMI 41, NEW ENGLAND 3
12/5/71 AT NEW ENGLAND 34, MIAMI 13
11/12/72 AT MIAMI 52, NEW ENGLAND 0
12/3/72 MIAMI 37, AT NEW ENGLAND 21
9/30/73 AT MIAMI 44, NEW ENGLAND 23
10/28/73 MIAMI 30, AT NEW ENGLAND 14
9/15/74 AT NEW ENGLAND 34, MIAMI 24
12/15/74 AT MIAMI 34, NEW ENGLAND 27
9/28/75 MIAMI 22, AT NEW ENGLAND 14
12/1/75 AT MIAMI 20, NEW ENGLAND 7
9/19/76 AT NEW ENGLAND 30, MIAMI 14
10/31/76 AT MIAMI 10, NEW ENGLAND 3
11/13/77 AT MIAMI 17, NEW ENGLAND 5
12/11/77 AT NEW ENGLAND 14, MIAMI 10
10/22/78 AT NEW ENGLAND 33, MIAMI 24
12/18/78 AT MIAMI 23, NEW ENGLAND 3
10/21/79 AT NEW ENGLAND 28, MIAMI 13
11/29/79 AT MIAMI 39, NEW ENGLAND 24
10/12/80 AT NEW ENGLAND 34, MIAMI 0
12/8/80 AT MIAMI 16, NEW ENGLAND 13 (OT)
11/8/81 MIAMI 30, AT NEW ENGLAND 27 (OT)
12/6/81 AT MIAMI 24, NEW ENGLAND 14
12/12/82 AT NEW ENGLAND 3, MIAMI 0
1/8/83 *AT MIAMI 28, NEW ENGLAND 13
9/11/83 AT MIAMI 34, NEW ENGLAND 24
11/13/83 AT NEW ENGLAND 17, MIAMI 6
9/9/84 AT MIAMI 28, NEW ENGLAND 7
10/21/84 MIAMI 44, AT NEW ENGLAND 24
11/3/85 AT NEW ENGLAND 17, MIAMI 13
12/16/85 AT MIAMI 30, NEW ENGLAND 27
1/12/86 **NEW ENGLAND 31, AT MIAMI 14
10/5/86 AT NEW ENGLAND 34, MIAMI 7
12/22/86 NEW ENGLAND 34, AT MIAMI 27
9/13/87 AT NEW ENGLAND 28, MIAMI 21
12/28/87 NEW ENGLAND 24, AT MIAMI 10
11/6/88 AT NEW ENGLAND 21, MIAMI 10
11/20/88 NEW ENGLAND 6, AT MIAMI 3
9/17/89 MIAMI 24, AT NEW ENGLAND 10
12/10/89 AT MIAMI 31, NEW ENGLAND 10
9/9/90 MIAMI 27, AT NEW ENGLAND 24
10/18/90 AT MIAMI 17, NEW ENGLAND 10
10/6/91 MIAMI 20, AT NEW ENGLAND 10

11/10/91
10/18/92
12/27/92
11/21/93
1/2/94
9/4/94
10/30/94
9/10/95
11/12/95
9/1/96
11/3/96
11/23/97
12/22/97
12/28/97
10/25/98
11/23/98
10/17/99
11/21/99
9/24/00
12/24/00
10/7/01
12/22/01
10/6/02
12/29/02
10/19/03
12/7/03
10/10/04
12/20/04
11/13/05
1/1/06
10/8/06
12/10/06
10/21/07
12/23/07
9/21/08
11/23/08
11/8/09
12/6/09
10/4/10
1/2/11
9/12/11
12/24/11
12/2/12
12/30/12
10/27/13
12/15/13

AT MIAMI 30, NEW ENGLAND 20
AT MIAMI 38, NEW ENGLAND 17
MIAMI 16, AT NEW ENGLAND 13 (OT)
AT MIAMI 17, NEW ENGLAND 13
AT NEW ENGLAND 33, MIAMI 27 (OT)
AT MIAMI 39, NEW ENGLAND 35
MIAMI 23, AT NEW ENGLAND 3
MIAMI 20, AT NEW ENGLAND 3
NEW ENGLAND 34, AT MIAMI 17
AT MIAMI 24, NEW ENGLAND 10
AT NEW ENGLAND 42, MIAMI 23
AT NEW ENGLAND 27, MIAMI 24
NEW ENGLAND 14, AT MIAMI 12
*AT NEW ENGLAND 17, MIAMI 3
AT MIAMI 12, NEW ENGLAND 9 (OT)
AT NEW ENGLAND 26, MIAMI 23
MIAMI 31, AT NEW ENGLAND 30
AT MIAMI 27, NEW ENGLAND 17
AT MIAMI 10, NEW ENGLAND 3
MIAMI 27, AT NEW ENGLAND 24
AT MIAMI 30, NEW ENGLAND 10
AT NEW ENGLAND 20, MIAMI 13
AT MIAMI 26, NEW ENGLAND 13
AT NEW ENGLAND 27, MIAMI 24 (OT)
NEW ENGLAND 19, AT MIAMI 13 (OT)
AT NEW ENGLAND 12, MIAMI 0
AT NEW ENGLAND 24, MIAMI 10
AT MIAMI 29, NEW ENGLAND 28
NEW ENGLAND 23, AT MIAMI 16
MIAMI 28, AT NEW ENGLAND 26
AT NEW ENGLAND 20, MIAMI 10
AT MIAMI 21, NEW ENGLAND 0
NEW ENGLAND 49, AT MIAMI 28
AT NEW ENGLAND 28, MIAMI 7
MIAMI 38, AT NEW ENGLAND 13
NEW ENGLAND 48, AT MIAMI 28
AT NEW ENGLAND 27, MIAMI 17
AT MIAMI 22, NEW ENGLAND 21
NEW ENGLAND 41, AT MIAMI 14
NEW ENGLAND 38, AT MIAMI 7
NEW ENGLAND 38, AT MIAMI 24
AT NEW ENGLAND 27, MIAMI 24
NEW ENGLAND 23, AT MIAMI 16
AT NEW ENGLAND 28, MIAMI 0
AT NEW ENGLAND 27, MIAMI 17
AT MIAMI 24, NEW ENGLAND 20

* AFC PLAYOFF

** AFC CHAMPIONSHIP





DOLPHINS PLAYERS VS. PATRIOTS

PASSING

Player	G	A-C-I	Yds	Pct.	TD	Sk/Lst	Rtg
R. Tannehill	4	143-80-3	925	55.9	5	20/151	78.6

RUSHING

Player	G	Att.	Yds	Avg.	Lg	TD
K. Moreno	2	58	312	5.4	18	1
L. Miller	4	38	163	4.3	18	0
Dan. Thomas	4	21	76	3.6	15	0

RECEIVING

Player	G	Rec.	Yds	Avg.	Lg	TD
B. Hartline	9	35	459	13.1	39	2
M. Wallace	4	24	352	14.7	39t	3
R. Matthews	4	12	158	13.2	28	0
C. Clay	4	9	70	7.8	20	1
L. Miller	4	6	45	7.5	13	0
K. Moreno	2	5	42	8.4	27	0
B. Gibson	2	4	50	12.5	22	1
Dan. Thomas	4	4	26	6.5	12	2

KICKOFF RETURNS

Player	G	KOR	Yds	Avg.	Lg	TD
M. Thigpen	4	9	136	15.1	23	0

PUNT RETURNS

Player	G	PR	FC	Yds	Avg.	Lg	TD
M. Thigpen	4	8	4	58	7.3	14	0

KICKING

Player	G	FG	FGA	Lg	XP	XPA	KO	TB
C. Sturgis	2	2	4	52	5	5	9	6

PUNTING

Player	G	No.	Blk	Avg.	Lg	TB	I20	Net
B. Fields	14	68	1	46.3	61	1	26	39.4

DEFENSE

Player	G	UA	A	Tot	Sk	Yds	INT	PD	FF	FR
R. Jones	8	32	24	56	1.0	5	1	2	0	0
R. Starks	13	21	10	31	2.0	15	1	2	0	0
D. Ellerbe	5	18	12	30	1.5	12.5	0	0	0	0
P. Wheeler	6	13	17	30	0	0	0	0	1	0
C. Wake	10	20	7	27	6.5	30.5	0	1	0	0
J. Wilson	6	16	2	18	0	0	0	1	0	0
K. Misi	7	12	5	17	2.0	8	0	0	0	0
O. Vernon	4	6	6	12	1.0	2	0	0	0	0
J. Odrick	6	8	2	10	2.0	14	1	2	0	0
B. Grimes	3	7	2	9	0	0	0	0	0	0
C. Finnegan	2	8	0	8	0	0	0	2	0	0
L. Delmas	1	3	1	4	0	0	0	0	0	0
D. Shelby	4	2	2	4	0	0	0	0	0	0
J. Trusnik	10	1	3	4	0	0	0	0	0	0
D. Jordan	2	1	1	2	0	0	0	0	0	0

DOLPHINS-PATRIOTS SERIES FAST FACTS

DOLPHINS' LARGEST MARGIN OF VICTORY: 52 (DOLPHINS 52, PATRIOTS 0, 11/12/72 AT ORANGE BOWL)

PATRIOTS' LARGEST MARGIN OF VICTORY: 34 (PATRIOTS 34, DOLPHINS 0, 10/12/80 AT FOXBORO)

CURRENT SERIES STREAK: DOLPHINS 1 (12/15/13)

DOLPHINS' LONGEST WIN STREAK: 9 (9/17/89 – 11/21/93)

PATRIOTS' LONGEST WIN STREAK: 7, TWICE (1/12/86 – 11/20/88) AND (10/4/10-10/27/13)

MOST POINTS BY DOLPHINS: 52, PATRIOTS 0 (11/12/72 AT ORANGE BOWL)

MOST POINTS BY PATRIOTS: 49, DOLPHINS 28 (10/21/07 AT DOLPHIN STADIUM)

MOST POINTS, BOTH TEAMS: 77 (PATRIOTS 49, DOLPHINS 28, 10/21/07 AT DOLPHIN STADIUM)

FEWEST POINTS BY DOLPHINS: (FOUR TIMES) 0, PATRIOTS 34 (10/12/80 AT FOXBORO); PATRIOTS 3 (12/12/82 AT FOXBORO); PATRIOTS 12 (12/7/03 AT FOXBORO); PATRIOTS 28 (12/20/12 AT FOXBORO)

FEWEST POINTS BY PATRIOTS: (TWICE) 0, DOLPHINS 52 (11/12/72 AT ORANGE BOWL); DOLPHINS 21 (12/10/06 AT DOLPHIN STADIUM)

FEWEST POINTS, BOTH TEAMS: 3 (PATRIOTS 3, DOLPHINS 0, 12/12/82 AT FOXBORO)

DOLPHINS-PATRIOTS SERIES INDIVIDUAL SUPERLATIVES Regular Season

DOLPHINS

RUSHING YARDS:

197, MERCURY MORRIS, @MIA, 9/30/73

PASSING YARDS:

473, DAN MARINO, @MIA., 9/4/94

RECEPTIONS:

12, JIM JENSEN, @N.E., 11/6/88

RECEIVING YARDS:

211, IRVING FRYAR, @MIA., 9/4/94

PATRIOTS

RUSHING YARDS:

164, JIM NANCE, @MIA., 12/17/67

PASSING YARDS:

517, TOM BRADY, @MIA, 9/12/11

RECEPTIONS:

13, JULIAN EDELMAN, @MIA, 12/15/13

RECEIVING YARDS:

182, STANLEY MORGAN, @N.E., 11/8/81



DOLPHINS-PATRIOTS OFFENSIVE COMPARISON (2013)

	MIA	RNK	NE	RNK
Yards/Game	312.9	27	384.5	7
Yards/Play	5.00	26	5.41	11
Rushing Yards/Game	90.0	26	129.1	9
Rushing Yards/Play	4.13	17	4.39	9
Passing Yards/Game	222.9	20	255.5	10
Passing Yards/Play	6.01	27	6.51	15
Interception Rate	3.20%	23	1.75%	4
Sacks/Pass Attempt	9.76%	30	6.37%	9
First Downs/Game	17.4	29	23.6	2
Punt Return Avg	7.8	23	10.8	11
Kickoff Return Avg	21.3	26	24.0	12
Field Goals Made	76.47	29	92.68	6t
3rd Down Pct	35.02	23	37.56	16
4th Down Pct	25.00	31	46.67	18
Red Zone Pct	56.52	10	55.38	15
Goal-To-Go Pct	76.19	6	69.44	20
Avg Time of Possession	28:27	28	29:38	22
Points/Game	19.8	26	27.8	3

DOLPHINS-PATRIOTS DEFENSIVE COMPARISON (2013)

	MIA	RNK	NE	RNK
Yards/Game	359.4	21	373.1	26
Yards/Play	5.20	11	5.34	17
Rushing Yards/Game	124.9	24	134.1	30
Rushing Yards/Play	4.13	18	4.46	24
Passing Yards/Game	234.5	16	239.0	18
Passing Yards/Play	6.47	12	6.49	13
Interception Rate	3.10%	10	2.89%	13
Sacks/Pass Attempt	7.24%	12	8.15%	7
First Downs/Game	20.4	17t	21.1	26
Punt Return Avg	9.7	22	7.6	9
Kickoff Return Avg	22.9	15	20.8	6
3rd Down Pct	38.24%	17t	42.24	26
4th Down Pct	53.33%	21	19.05%	1
Red Zone Pct	46.43%	5	56.00%	16
Goal-To-Go Pct	80.77%	29	86.67%	31
Points Allowed	20.9	8	21.1	10
Point Differential/Game	-1.1	18	6.6	8
Yard Differential/Game	-46.4	28	-11.4	13

INDIVIDUAL COMPARISON (2013)

DOLPHINS

PATRIOTS

PASSING YARDS

Ryan Tannehill..... 3,913 Tom Brady.....4,343

RUSHING YARDS

Knowshon Moreno (w/ Den)... 1,038 Stevan Ridley773
Lamar Miller..... 709 Brandon Bolden.....271

RECEIVING YARDS

Brian Hartline..... 1,016 Julian Edelman1,056
Mike Wallace 930 Danny Amendola.....633
Charles Clay..... 759 Rob Gronkowski.....592

POINTS SCORED

Caleb Sturgis 111 Stephen Gostowski.....158
Charles Clay..... 42 Stevan Ridley42
Daniel Thomas..... 36 Julian Edelman40

INTERCEPTIONS

Brent Grimes..... 4 Logan Ryan5
Louis Delmas (w/ Det)..... 3 Duron Harmon2
Dannell Ellerbe 2 Darrelle Revis (w/TB).....2
Jimmy Wilson 2

SACKS

Olivier Vernon..... 11.5 Chandler Jones.....11.5
Cameron Wake 8.5 Rob Ninkovich8.0
Jared Odrick 4.5 Chris Jones6.0
Randy Starks.....4.0 Sealver Siliga3.0

DEFENSIVE TACKLES

Philip Wheeler 118 Dont'a Hightower97
Reshad Jones 107 Rob Ninkovich91
Dannell Ellerbe 101 Chandler Jones.....79
Devin McCourty.....67

SPECIAL TEAMS TACKLES

Don Jones 11 Matt Slater11
Jonathan Freeny..... 10 Dane Fletcher11
Jason Trusnik 8 Chris White9

KICKOFF RETURNS (Avg.)

Marcus Thigpen..... 22.3 Devin McCourty.....18.9

PUNT RETURNS (Avg.)

Marcus Thigpen..... 7.8 Julian Edelman10.7

FIELD GOALS

Caleb Sturgis 26-34 Stephen Gostkowski 38-41

PUNTING (GROSS/NET AVG.)

Brandon Fields48.8/42.4 Ryan Allen..... 45.9/39.9



DOLPHINS-PATRIOTS CONNECTIONS



Daboll



Ninkovich

FORMER DOLPHINS ON THE PATRIOTS

Offensive Assistant **Brian Daboll** was the offensive coordinator for the Miami Dolphins in 2011; Offensive Line Coach **Dave DeGuglielmo** held the same title with the Dolphins staff from 2009-11; Special Teams Coordinator **Scott O'Brien** was coordinator of football operations for the Dolphins from 2005-06; DE **Rob Ninkovich** was a Miami Dolphin in 2007 and 2008 until being signed off the practice squad on December 3, 2008.



Wilfork



Thompkins

PATRIOTS WITH CONNECTIONS TO SOUTH FLORIDA

DT **Vince Wilfork** is from Boynton Beach, attended Santaluces HS and the University of Miami (2001-03) winning the BCS National Championship in 2001; WR **Kenbrell Thompson** is from Miami; RB **James White** is from Ft. Lauderdale and played at St. Thomas Aquinas HS.



Philbin



Bicknell Jr.

DOLPHINS WITH CONNECTIONS TO MASSACHUSETTS

Head Coach **Joe Philbin** is from Springfield and has coached at Worcester Polytechnic Institute (1986-87), Northeastern University (1995-96), and Harvard (1997-98); Defensive Assistant **Jeff Burris** coached at the University of Massachusetts in 2012; Assistant Linebackers Coach **David Corrao** coached at Northeastern in 2004; Defensive Coordinator **Kevin Coyle** attended UMass and coached at Holy Cross from 1982-90; Linebackers Coach **Mark Duffner** coached at Holy Cross from 1981-91; Special Teams Coordinator **Darren Rizzi** coached at Northeastern in 1998; Assistant Offensive Line Coach **Jack Bicknell Jr.** attended Boston College and coached there from 1985-86.



Duffner



Fears

DOLPHINS – PATRIOTS COACHING CONNECTIONS

Dolphins Linebackers Coach **Mark Duffner** and Patriots Running Backs Coach **Ivan Fears** were college teammates at William & Mary from 1973-74; Dolphins Defensive Backs Coach **Lou Anarumo** also worked with Fears at Syracuse University in 1990; Dolphins Assistant Linebackers Coach **David Corrao** and Patriots Defensive Coordinator **Matt Patricia** were on the same staff at Syracuse from 2001-03.



Sturgis



Easley

DOLPHINS – PATRIOTS COLLEGE CONNECTIONS

K **Caleb Sturgis** (2009-12) and LB **Jelani Jenkins** (2009-12) were teammates with Patriots DL **Dominique Easley** (2010-13) at the University of Florida; Dolphins LB **Jonathan Freeny** was a teammate of Patriots DB **Duron Harmon**, DB **Devin McCourty**, and CB **Logan Ryan** at Rutgers from 2007-2010; Dolphins LB **Koa Misi** and DE **Derrick Shelby** were teammates with Patriots DT **Sealver Siliga** at the University of Utah from 2008-2010.



McDaniels



Moreno

DOLPHINS – PATRIOTS PRO CONNECTIONS

Patriots Offensive Coordinator **Josh McDaniels** was Dolphins RB **Knowshon Moreno's** Head Coach when they were with the Denver Broncos from 2009-10; Dolphins WR **Brandon Gibson** was with the St. Louis Rams while **McDaniels** was on the Rams coaching staff (2011) and Patriots WR **Danny Amendola** (2009-12) and TE **Michael Hoomanawanui** (2010-11) were Rams.



THE LAST TIME THEY MET...

GAME 14: DOLPHINS 24, PATRIOTS 20

SUN LIFE STADIUM • MIAMI GARDENS, FLA. • DEC. 15, 2013



Somehow, somehow the Miami Dolphins figured out how to do something against the New England Patriots that the New Orleans Saints and Denver Broncos couldn't – prevent them from pulling out a last-minute win. Quarterback Ryan Tannehill outdueled future Hall-of-Famer Tom Brady in a 24-20 victory at Sun Life Stadium, hitting Marcus Thigpen with a 14-yard touchdown pass with 1:15 remaining. Safety Michael Thomas, who was signed off of San Francisco's practice squad earlier in the week, intercepted Brady in the end zone with two seconds left on a 4th-and-5 to seal the win.

For the Miami players on offense, the coaching staff and the fans and the stands those last 75 seconds seemed like an eternity, especially since Brady was coming off yet another fourth quarter comeback. Wide receiver Mike Wallace doesn't feel quite as young as he used to. The Dolphins improved to 8-6 on the season and have one five of their last seven games to stay alive for the sixth and final playoff spot in the AFC and for the AFC East crown.

Tannehill completed 25-of-37 passes for 312 yards, three touchdowns and no interceptions and Wallace caught six passes for 105 yards and a 39-yard touchdown pass at the end of the first half.

Cameron Wake sacked Brady once late and hit him a number of other times to throw him off his game a bit and Thomas led a group of reserve defensive backs including rookie cornerback Will Davis that were called into action due to injuries to starting cornerbacks Brent Grimes and Nolan Carroll.

It was the latest example of how the Dolphins have had to test the depth of their roster. Unlike the first meeting between these two teams back on October 27th in Foxboro, Mass., when Miami jumped ahead 17-3 only to surrender 24 unanswered points, it was New England blowing the big lead.

Brady put his team ahead 10-0 late in the first half before watching the Dolphins score unanswered points to take a 17-10 lead on the first play of the fourth quarter on a 2-yard scoring pass to Daniel Thomas. But like Brady and the Patriots have done all season, starting with that comeback win over Miami, they flipped the scoreboard again by scoring the next 10 points to hold a 20-17 lead with just over four minutes left. Brady kept taking hit after hit from Wake and his defensive teammates, including linebacker Koa Misi on a blitz on that final drive.



SCORING

SCORE BY PERIODS	1	2	3	4	OT	Total
New England Patriots	3	7	0	10	0	20
Miami Dolphins	0	7	3	14	0	24

SCORING DRIVES

Team	Qtr	Time	Play Description (Extra Point) (Drive info)	NE	MIA
Patriots	1	3:53	S.Gostkowski 22 yd. Field Goal (16-83, 7:13)	3	0
Patriots	2	1:38	M.Hoomanawanui 13 yd. pass from T.Brady (S.Gostkowski kick) (7-69, 1:57)	10	0
Dolphins	2	0:32	M.Wallace 39 yd. pass from R.Tannehill (C.Sturgis kick) (8-82, 1:06)	10	7
Dolphins	3	7:31	C.Sturgis 32 yd. Field Goal (8-48, 3:43)	10	10
Dolphins	4	14:54	D.Thomas 2 yd. pass from R.Tannehill (C.Sturgis kick) (10-66, 5:11)	10	17
Patriots	4	7:45	S.Gostkowski 23 yd. Field Goal (15-81, 7:09)	13	17
Patriots	4	4:07	J.Edelman 24 yd. pass from T.Brady (S.Gostkowski kick) (6-73, 2:36)	20	17
Dolphins	4	1:15	M.Thigpen 14 yd. pass from R.Tannehill (C.Sturgis kick) (9-60, 2:52)	20	24

TEAM STATISTICS

	PATRIOTS	DOLPHINS
TOTAL FIRST DOWNS	29	20
THIRD DOWN EFFICIENCY	9-17-53%	4-11-36%
FOURTH DOWN EFFICIENCY	1-2-50%	1-2-50%
TOTAL NET YARDS	453	378
NET YARDS RUSHING	96	89
NET YARDS PASSING	357	289
PASS ATTEMPTS-COMPLETIONS-HAD INTERCEPTED	55-34-1	37-25-0
KICKOFFS Number-In End Zone-Touchbacks	5-3-2	5-5-4
PUNTS Number and Average	3-48.7	4-47.3
FGs - PATs Had Blocked	0-0	0-0
TOTAL RETURN YARDAGE (Not Including Kickoffs)	0	9
PENALTIES Number and Yards	1-2	4-21
FUMBLES Number and Lost	0-0	2-1
TOUCHDOWNS	2	3
EXTRA POINTS Made-Attempts	2-2	3-3
FIELD GOALS Made-Attempts	2-3	1-1
RED ZONE EFFICIENCY	1-4-25%	2-3-67%
GOAL TO GO EFFICIENCY	0-1-0%	1-1-100%
SAFETIES	0	0
TIME OF POSSESSION	31:21	28:39

INDIVIDUAL STATISTICS

RUSHING (Att-Yds): New England, L. Blount 11-47, S. Ridley 8-34, S. Vereen 2-13, J. Develin 1-2. Miami, L. Miller 15-61, Dan. Thomas 5-16, M. Wallace 1-13, B. Fields 1-0, R. Tannehill 1-(-1).

PASSING (C-A-Y-TD-I): New England, T. Brady 34-55-364-2-1. Miami, R. Tannehill 25-37-312-3-0.

RECEIVING (Rec-Yds): New England, J. Edelman 13-139-1, D. Amendola 10-131, J. Boyce 4-42, S. Vereen 3-8, A. Collie 2-25, M. Hoomanawanui 1-6-1. Miami, M. Wallace 6-105-1, B. Hartline 5-70, R. Matthews 5-64, M. Egnew 2-25, M. Thigpen 2-23-1, Ma. Moore 1-11, C. Clay 1-6, D. Sims 1-6, D. Thomas 1-2-1, L. Miller 1-0.

SACKS (Sk-Yds): New England, K. Arrington 1-4, Cha. Jones 1-8, S. Siliga 1-6, J. Vellano 1-5. Miami, C. Wake 1-7.

INTERCEPTIONS (Int-Yds): New England, none. Miami, M. Thomas 1-0.

TACKLES (S-A-T): New England, D. Hightower 8-1-9, K. Arrington 7-0-7, S. Gregory 5-1-6, A. Dennard 4-0-4, Cha. Jones 3-0-3, D. McCourty 3-0-3, A. Talib 3-0-3, S. Siliga 2-0-2, J. Collins 2-0-2, L. Ryan 2-0-2, D. Fletcher 2-0-2, R. Ninkovich 2-0-2, J. Vellano 1-0-1. Miami, C. Clemons 6-3-9, R. Jones 6-2-8, W. Davis 7-0-7, B. Grimes 5-0-5, J. Wilson 4-0-4, C. Wake 3-0-3, N. Carroll 3-0-3, P. Wheeler 3-0-3, R. Starks 2-1-3, M. Thomas 2-0-2, D. Shelby 2-0-2, D. Ellerbe 2-0-2, O. Vernon 2-0-2, J. Jenkins 2-0-2, D. Jordan 1-1-2, K. Misi 1-0-1, J. Odrick 1-0-1.

MISSED FIELD GOAL: New England, S. Gostkowski 48WL. Miami, none.



OPENING GAME NOTES

DOLPHINS ON KICKOFF WEEKEND

Miami is 25-22-1 (.532) in kickoff weekend games. The 25 wins includes an 11-game win streak from 1992 to 2002 that ranks as the second-longest in NFL history behind 17 straight opening weekend victories by the Dallas Cowboys. The 11-game win streak started on September 14, 1992 with a 27-23 victory at Cleveland and ended on September 7, 2003 with a 20-21 loss vs. Houston.

MOST CONSECUTIVE WINS ON KICKOFF WEEKEND

STREAK	TEAM	WINS	LOSSES	TIES
W 17	Dallas	36	17	1
W 11	MIAMI	25	22	1
W 10	Detroit	45	37	2
W 10	New England	30	24	0
W 9	Chicago	54	35	5

DOLPHINS ON KICKOFF WEEKEND AT HOME

Miami is 9-8 (.529) in kickoff weekend home games. Below is a list of all of the season opening home games in Dolphins history:

DATE	TIME	OPP	RESULT
9/12/11	7 P.M.	NEW	L 24-38
9/7/08	1 P.M.	NYJ	L 14-20
9/11/05	1 P.M.	DEN	W 34-10
9/11/04	1 P.M.	TEN	L 7-17
9/7/03	1 P.M.	HOU	L 20-21
9/8/02	1 P.M.	DET	W 49-21
9/3/00	4:15 P.M.	SEA	W 23-0
8/31/97	1 P.M.	IND	W 16-10
9/1/96	4 P.M.	NEW	W 24-10
9/3/95	4 P.M.	NYJ	W 52-14
9/4/94	4 P.M.	NEW	W 39-35
9/10/89	4 P.M.	BUF	L 24-27
9/22/75	9 P.M.	OAK	L 21-31
9/16/73	1 P.M.	SFO	W 21-13
9/14/68	8 P.M.	HOU	L 10-24
9/17/67	N/A	DEN	W 35-21
9/2/66	N/A	OAK	L 14-23



NOTABLE DOLPHINS PLAYERS IN SEASON OPENERS

CORTLAND FINNEGAN

DATE	OPP	TOT	SK/YDS	INT/YDS	FF	FR
9/10/06	VS. NYJ	5	1/10	0/0	1	0
9/9/07	AT JAC	4	0/0	0/0	0	0
9/7/08	VS. JAC	5	0/0	2/1	0	0
9/10/09	AT PIT	10	0/0	1/80	0	1
9/12/10	VS. OAK	5	0/0	0/0	0	0
9/11/11	AT JAC	2	0/0	0/0	0	0
9/9/12	AT DET	10	0/0	1/31	0	0
9/8/13	VS. ARI	7	0/0	0/0	0	0
TOTAL		48	1/10	4/112	1	1

BRANDON GIBSON

DATE	OPP	REC	YDS	AVG.	TD	LG
9/13/09	AT CAR	DNP				
9/12/10	VS. ARZ	DNP				
9/11/11	VS. PHI	3	50	16.7	0	31
9/9/12	AT DET	4	51	12.8	1	23
9/8/13	AT CLE	7	77	11.0	0	24
TOTAL		14	178	12.7	1	31

BRIAN HARTLINE

DATE	OPP	REC	YDS	AVG.	TD	LG
9/21/09	VS. IND	2	13	6.5	0	7
9/12/13	AT BUF	0	0	0.0	0	0
9/12/11	VS. NE	4	47	11.8	1	16
9/9/12	AT HOU	3	50	16.7	0	34
9/8/13	AT CLE	9	114	12.7	1	34T
TOTAL		18	224	12.4	2	34

RYAN TANNEHILL

DATE	OPP	ATT	CMP	YDS	TD	INT
9/9/12	AT HOU	36	20	219	0	3
9/8/13	AT CLE	38	24	272	1	1
TOTAL		74	44	491	1	4

MIKE WALLACE

DATE	OPP	REC	YDS	AVG.	TD	LG
9/10/09	VS. TEN	3	32	10.7	0	22
9/12/10	VS. ATL	2	62	31.0	0	52
9/11/11	AT BAL	8	107	13.4	0	26
9/9/12	AT DEN	4	37	9.3	1	14
9/8/13	AT CLE	1	15	15.0	0	15
TOTAL		18	253	14.1	0	52

CAMERON WAKE

DATE	OPP	TOT	SK/YDS	FF	FR
9/13/09	VS. ATL	0	0/0	0	0
9/12/10	VS. BUF	3	1/5	0	0
9/12/11	VS. NE	3	1/1	0	0
9/9/12	VS. HOU	3	0/0	0	0
9/8/13	AT CLE	4	2.5/19	0	0
TOTAL		9	4.5/25	0	0



OPENING GAME OFFENSIVE STARTERS (1966-2013)

YEAR	LT	LG	C	RG	RT	TE	WR	WR	QB	RB	FB
2013	Martin	Incognito	Pouncey	Jerry	Clabo	Sims	Wallace	Clay (TE)	Tannehill	Miller	Egnew (TE)
2012	Long	Incognito	Pouncey	Jerry	Martin	Fasano	Naanee	Bess	Tannehill	Bush	Clay
2011	Long	Incognito	Pouncey	Carey	Colombo	Fasano	Marshall	Hartline	Henne	Bush	Bess (TE)
2010	Long	Incognito	Berger	Jerry	Carey	Fasano	Marshall	Hartline	Henne	Brown	Polite
2009	Long	Smiley	Grove	Thomas	Carey	Fasano	Ginn	Camarillo	Pennington	Brown	Polite
2008	Long	Smiley	Satele	Thomas	Carey	Fasano	Ginn	Camarillo	Pennington	Williams	Martin (TE)
2007	Carey	Liwinski	Satele	Hadnot	Shelton	Martin	Chambers	Booker	Green	Brown	Peelle (TE)
2006	Shelton	James	Hadnot	Anderson	Carey	McMichael	Chambers	Booker	Culpepper	Brown	Barnes
2005	McIntosh	James	McKinney	Hadnot	Carey	McMichael	Chambers	Booker	Ferrotte	Brown	Diamond (TE)
2004	W. Smith	James	McKinney	Whitley	St. Clair	McMichael	Chambers	Booker	Fiedler	Minor	Lee (TE)
2003	W. Smith	Nails	Ruddy	T. Perry	Wade	McMichael	Chambers	Lee (TE)	Fiedler	R. Williams	Konrad
2002	Dixon	Nails	Ruddy	T. Perry	Wade	McMichael	Chambers	Gadsden	Fiedler	R. Williams	Konrad
2001	Spriggs	Dixon	Ruddy	T. Perry	Wade	Chambers	McKnight	Gadsden	Fiedler	L. Smith	Konrad
2000	Webb	Dixon	Ruddy	Donnalley	Wade	Goodwin	Martin	Gadsden	Fiedler	L. Smith	Konrad
1999	Webb	Dixon	Ruddy	Gogan	J. Brown	Drayton	Goodwin (TE)	McDuffie	Marino	Abdul-Jabbar	Konrad
1998	Webb	Dixon	Ruddy	Donnalley	J. Brown	Drayton	Perry (TE)	McDuffie	Marino	Abdul-Jabbar	Pritchett
1997	Webb	Sims	Ruddy	McIver	J. Brown	Drayton	Barnett	McDuffie	Marino	Abdul-Jabbar	Pritchett
1996	Webb	Sims	Ruddy	Gray	J. Brown	Byars	Miller	McDuffie	Marino	Abdul-Jabbar	Pritchett
1995	Webb	Sims	Ruddy	Gray	Heller	Green	Fryar	McDuffie	Marino	Parmalee	Byars
1994	Webb	Sims	Dellenbach	Weidner	Heller	Jackson	Fryar	Ingram	Marino	Kirby	Byars
1993	Webb	Sims	Dellenbach	Weidner	Heller	Jackson	Fryar	Ingram	Marino	Higgs	Byars
1992	Webb	Sims	Uhlenhake	Galbreath	Dennis	Edmunds	Duper	Martin	Marino	Higgs	Paige
1991	Dellenbach	Sims	Weidner	Galbreath	Dennis	Henry	Duper	Clayton	Marino	Higgs	Paige
1990	Webb	Sims	Uhlenhake	Galbreath	Dennis	Edmunds	Duper	Banks	Marino	Smith	Paige
1989	Cheek	Foster	Dellenbach	Galbreath	Lee	Edmunds	Duper	Banks	Marino	Stradford	Brown
1988	Dennis	Foster	Dellenbach	Toth	Lee	Hardy	Duper	Clayton	Marino	Stradford	Davenport
1987	Dellenbach	Foster	Stephenson	Toth	Lee	Hardy	Duper	Clayton	Marino	Hampton	Bennett
1986	Green	Foster	Stephenson	Lee	Koch	Hardy	Duper	Clayton	Marino	Hampton	Davenport
1985	Giesler	Foster	Stephenson	Lee	Green	Hardy	Duper	Clayton	Marino	Nathan	Bennett
1984	Giesler	Foster	Stephenson	Newman	Laakso	Johnson	Duper	Clayton	Marino	Jensen	Franklin
1983	Giesler	Kuechenberg	Stephenson	Newman	Laakso	Johnson	Harris	Cefalo	Woodley	Nathan	Franklin
1982	Giesler	Kuechenberg	Stephenson	Newman	Laakso	Lee	Harris	Cefalo	Woodley	Nathan	Franklin
1981	Giesler	Kuechenberg	Dennard	Newman	Laakso	Lee	Harris	Moore	Woodley	Nathan	Bennett
1980	Green	Kuechenberg	Dennard	Newman	Laakso	Hardy	Harris	Moore	Griese	D. Williams	Howell
1979	Kuechenberg	Newman	Langer	Little	Current	Hardy	Harris	Moore	Griese	D. Williams	Csonka
1978	Moore	Kuechenberg	Langer	Little	Current	Tillman	Harris	Moore	Strock	D. Williams	Harris
1977	Moore	Newman	Langer	Little	Carlton	Tillman	Solomon	Moore	Griese	Malone	Bulaich
1976	Moore	Kuechenberg	Langer	Little	Evans	Tillman	Twilley	Moore	Griese	Malone	Nottingham
1975	Moore	Kuechenberg	Langer	Little	Evans	Mandich	Twilley	Moore	Griese	Morris	Nottingham
1974	Crusan	Kuechenberg	Langer	Little	Evans	Mandich	Briscoe	Warfield	Griese	Kiick	Csonka
1973	Moore	Kuechenberg	Langer	Little	Evans	Fleming	Briscoe	Warfield	Griese	Morris	Csonka
1972	Moore	Kuechenberg	Langer	Little	Evans	Fleming	Briscoe	Warfield	Griese	Morris	Csonka
1971	Crusan	Kuechenberg	DeMarco	Little	Evans	Fleming	Stowe	Warfield	Griese	Kiick	Csonka
1970	Crusan	Williams	DeMarco	Little	Evans	Fleming	Twilley	Warfield	Griese	Kiick	Csonka
1969	Crusan	Williams	Goode	Neighbors	Boynton	Moreau	Twilley	Noonan	Griese	Kiick	Mitchell
1968	Williams	Fowler	Goode	Neighbors	Evans	Seiple	Twilley	Noonan	Griese	Mitchell	Csonka
1967	Williams	Woodson	Goode	Neighbors	Evans	Moreau	Twilley	Noonan	Stofa	Auer	Price
1966	Williams	Park	Goode	Neighbors	Evans	Kocourek	Roderick	Noonan	Wood	Auer	Joe





OPENING GAME DEFENSIVE STARTERS (1966-2013)

YEAR	LE	DT	DT	RE	LB	LB	LB	LCB	RCB	FS	SS
2013	Wake	Odrick	Soliai	Vernon	Wheeler	Ellerbe	Misi	Grimes	Patterson	Clemons	Jones
2012	Odrick	Starks	Soliai	Wake	Burnett	Dansby	Misi	Marshall	S. Smith	Jones	Clemons
2011	McDaniel	Merling	Odrick	Wake	Merling (DL)	Dansby	Sapp (DB)	Davis	S. Smith	Jones	Bell
2010	Langford	Starks	Odrick	Wake	Carpenter	Dansby	Sapp (DB)	Davis	Allen	Clemons	Bell
2009	Langford	Ferguson	Starks	Taylor	Crowder	Ayodele	Porter	Allen	S. Smith	Wilson	Bell
2008	Langford	Ferguson	Holliday	Roth	Crowder	Ayodele	Porter	Allen	Goodman	Crocker	Hill
2007	Roth	Traylor	Holliday	Taylor	Crowder	Z. Thomas	Lehan (DB)	Allen	Daniels	Bell	Hill
2006	Carter	Traylor	Holliday	Taylor	Crowder	Z. Thomas	Spragan	Allen	Goodman	Tillman	Hill
2005	Carter	Traylor	Holliday	Taylor	Crowder	Z. Thomas	Seau	Howard	Madison	T. Jones	Schulters
2004	D. Bowens	Chester	Zgonina	Taylor	Greenwood	Z. Thomas	Seau	Surtain	Madison	Knight	Edwards
2003	Ogunleye	Chester	T. Bowens	Taylor	Buckley (DB)	Z. Thomas	Seau	Surtain	Madison	Knight	Marion
2002	Ogunleye	Chester	T. Bowens	Taylor	Greenwood	Z. Thomas	Rodgers	Surtain	Madison	Freeman	Marion
2001	Mixon	Gardener	T. Bowens	Taylor	Russell	Z. Thomas	Rodgers	Surtain	Madison	Walker	Marion
2000	Mixon	Gardener	T. Bowens	Taylor	R. Jones	Z. Thomas	Rodgers	Surtain	Madison	Walker	Marion
1999	Mixon	Gardener	T. Bowens	Taylor	R. Jones	Z. Thomas	Rodgers	Buckley	Madison	Jackson	Marion
1998	Mixon	Gardener	T. Bowens	Stubbs	R. Jones	Z. Thomas	Rodgers	Buckley	Madison	Wooden	Marion
1997	Armstrong	Gardener	T. Bowens	Taylor	A. Harris	Hollier	Rodgers	Buckley	Jackson	Wooden	C. Harris
1996	Armstrong	Gardener	T. Bowens	Stubbs	Hollier	Z. Thomas	Singleton	Buckley	Jackson	Oliver	Atkins
1995	Cross	Kingbeil	T. Bowens	Coleman	Singleton	Cox	Hollier	Vincent	Brown	Stewart	Atkins
1994	Webster	Klingbeil	T. Bowens	Coleman	Singleton	Bullough	Cox	Vincent	Brown	Stewart	Atkins
1993	Cross	Klingbeil	Webster	Coleman	Hobley	Offerdahl	Cox	Vincent	Brown	Jackson	Oliver
1992	Turner	Klingbeil	Cross	Coleman	Grimsley	Offerdahl	Cox	Green	Brown	Hobley	Oliver
1991	Oglesby	Turner	Cross	Griggs	Offerdahl	Reichnbach	Cox	McGruder	Jackson	Williams	Oliver
1990	Turner	Oglesby	Cross	Griggs	Offerdahl	Odom	Green	McKyer	Brown	Williams	Oliver
1989	Turner	Sochia	Cross	Graf	Ahrens	Clark	Green	Lankford	Judson	Williams	Oliver
1988	Turner	Sochia	Bosa	Graf	Shipp	Offerdahl	Green	Lankford	Judson	Hobley	Williams
1987	Turner	Sochia	Bosa	Brudzinski	Shipp	Brown	Frye	Lankford	Judson	G. Blackwood	Brown
1986	Turner	Baumhower	Little	Brudzinski	Shipp	Offerdahl	Green	McNeal	Judson	Lankford	Brown
1985	Betters	Barnett	Charles	Sendlein	Shipp	Brown	Bowser	Sowell	Judson	Kozlowski	Brown
1984	Betters	Baumhower	Bokamper	Brudzinski	Brophy	Brown	Bowser	McNeal	Judson	G. Blackwood	L. Blackwood
1983	Betters	Baumhower	Bokamper	Brudzinski	Duhe	Rhone	Bowser	Small	Judson	G. Blackwood	L. Blackwood
1982	Betters	Baumhower	Barnett	Brudzinski	Duhe	Rhone	Gordon	McNeal	Small	G. Blackwood	L. Blackwood
1981	Betters	Baumhower	Barnett	Brudzinski	Duhe	Rhone	Gordon	McNeal	Small	G. Blackwood	Bessilieu
1980	Betters	Baumhower	Den Herder	Bokamper	Orettega	Chambers	Duhe	McNeal	Small	Foley	G. Blackwood
1979	Den Herder	Baumhower	Duhe	Bokamper	Towle	Chambers	Gordon	Thomas	Small	Foley	Kozlowski
1978	Den Herder	Baumhower	Betters	Bokamper	Towle	Matheson	Gordon	Thomas	Small	Foley	Volk
1977	Den Herder	Baumhower	Duhe	Bokamper	Towle	Kolen	Gordon	Foley	Johnson	Anderson	Roberson
1976	Den Herder	Crowder	Reese	Andrews	Gordon	Towle	Matheson	White	Foley	Babb	Hill
1975	Den Herder	Crowder	Reese	Andrews	Swift	Kolen	Matheson	Foley	Johnson	Babb	Scott
1974	Den Herder	Fernandez	Heinz	Stanfill	Swift	Kolen	Matheson	Mumphord	Johnson	Anderson	Scott
1973	Den Herder	Fernandez	Woods	Heinz	Swift	Buoniconti	Kolen	Foley	Johnson	Anderson	Scott
1972	Den Herder	Fernandez	Dunaway	Stanfill	Swift	Buoniconti	Kolen	Foley	Johnson	Anderson	Scott
1971	Riley	Fernandez	Richardson	Stanfill	Swift	Buoniconti	Kolen	Foley	Mumphord	Anderson	Scott
1970	Riley	Heinz	Richardson	Stanfill	Swift	Buoniconti	Kolen	Johnson	Mumphord	Anderson	Scott
1969	Riley	Heinz	Richardson	Stanfill	Edmunds	Buoniconti	Weiscosky	Warren	Mumphord	Petrella	Anderson
1968	Riley	Jacobs	Nomina	Branch	Edmunds	Emanuel	Bramlett	Warren	Lamb	Petrella	Anderson
1967	Riley	Jacobs	Zecher	Branch	McDaniel	Emanuel	Bramlett	Warren	Westmoreland	Jaquess	Lamb
1966	Branch	Nomina	Zecher	Cooke	McDaniel	Bruggers	Erlandson	Warren	Neff	West	McGeeve





POSITION-BY-POSITION BREAKDOWN

QUARTERBACKS (2)

NO	NAME	HT	WT	EXP	COLLEGE
8	Matt Moore	6-3	220	8	Oregon State
17	Ryan Tannehill	6-4	220	3	Texas A&M

Veteran Additions: Draft Choices/College Free Agents: None. Losses from 2013: None.



Matt Moore was 2-6 for 53 yards with no touchdowns and two interceptions for a rating of 27.1 in 2013...Played in a reserve role once and did not play 15 games in 2013...**Ryan Tannehill** was 355-588 for 3,913 yards with 24 touchdowns and 17 interceptions for a 81.7 rating and had 40 rushes for 238 yards and one touchdown in 2013...Also lost five fumbles...Led the Dolphins in rushing once...Started all 16 games in 2013.

RUNNING BACKS (4)

NO	NAME	HT	WT	EXP	COLLEGE
26	Lamar Miller	5-10	224	3	Miami
28	Knowshon Moreno	5-11	218	6	Georgia
32	Orleans Darkwa	6-0	215	R	Tulane
34	Damien Williams	5-11	221	R	Oklahoma

Veteran Additions: Knowshon Moreno (Denver). Draft Choices/College Free Agents: Orleans Darkwa (CFA), Damien Williams (CFA). Losses from 2013: Daniel Thomas.



Orleans Darkwa signed as an undrafted free agent on May 12, 2014...Four-year letterman at Tulane (2010-13)...**Damien Williams** signed as an undrafted free agent on May 12, 2014...Two-year letterman at Oklahoma (2012-13)...**Lamar Miller** led the Dolphins in rushing with 177 carries for 709 yards and two touchdowns and added 26 catches for 170 yards in 2013...Led the Dolphins in rushing 11 games...Started 15 times and played in a reserve role once...**Knowshon Moreno** signed by the Dolphins as an unrestricted free agent from Denver on March 28, 2014...Recorded 241 carries for 1,038 yards with 10 touchdowns in the regular season in 2013...Added 60 receptions for 548 yards with three touchdowns...Became the first player in Broncos history to record 1,000 rushing yards and 500 receiving yards in a season...Played in all 16 games with 15 starts and started all three playoff games as the Broncos advanced to Super Bowl XLVII.

WIDE RECEIVERS (5)

NO	NAME	HT	WT	EXP	COLLEGE
10	Brandon Gibson	6-0	210	6	Washington State
11	Mike Wallace	6-0	200	6	Mississippi
14	Jarvis Landry	5-11	202	R	Louisiana State
18	Rishard Matthews	6-0	215	3	Nevada
82	Brian Hartline	6-2	200	6	Ohio State

Veteran Additions: None. Draft Choices/College Free Agents: Jarvis Landry (D2). Losses from 2013: Marlon Moore (Cleveland), Marcus Thigpen.



Brandon Gibson recorded 30 receptions for 326 yards and three touchdowns in 2013...Played in seven games with three starts in first season with Dolphins before being placed on Injured Reserve on Oct. 29...Led the Dolphins in receptions twice and in reception yardage once...**Brian Hartline** led the Dolphins in receptions and in reception yardage with 76 catches for 1,016 yards and four touchdowns in 2013...His 76 catches surpassed his former single season career high of 74 catches, which he set in 2012...Led the Dolphins in receptions four times and in reception yardage four times...Started 15 times and played in a reserve role once...**Jarvis Landry** was selected in the second round (63 overall) in the 2014 NFL draft...Three-year letterman and one-year starter at LSU...**Rishard Matthews** had 41 catches for 448 yards and two touchdowns in 2013...Led the team in receptions once and in receiving yardage twice...Had one game of double figure receptions and more than 100 receiving yards (11 catches on Nov. 11th at Tampa Bay)...Started five times and played in a reserve role 11 times...**Mike Wallace** had 73 catches for 930 yards and five touchdowns in 2013...Also had three rushes for 33 yards...His 73 catches is the highest single season reception total of his career, surpassing his 72 catches as a member of the Pittsburgh Steelers in 2011...Led the Dolphins in receptions seven times and in receiving yardage seven times...Started all 16 games...Has caught a pass in 71 straight regular season games; the last time he didn't record a reception was on Nov. 29, 2009 at Baltimore as a member of the Pittsburgh Steelers.

TIGHT ENDS (3)

NO	NAME	HT	WT	EXP	COLLEGE
42	Charles Clay	6-3	255	4	Tulsa
80	Dion Sims	6-4	265	2	Michigan State
89	Harold Hoskins	6-2	248	R	Marshall

Veteran Additions: None. Draft Choices/College Free Agents: Harold Hoskins (CFA), Arthur Lynch (D5). Losses from 2013: None.



Charles Clay had 69 catches for 759 yards and six touchdowns and seven rushes for 15 yards and a touchdown in 2013...His receptions, receiving yardage and touchdown catches all represent single season career highs...Ranked third in the AFC and seventh in the NFL in receptions and was fourth



POSITION-BY-POSITION BREAKDOWN

in the AFC and 10th in the NFL in reception yardage among tight ends... Led the team in receptions five times and in reception yardage twice... Started 15 games and played in a reserve role once...**Harold Hoskins** signed as an undrafted college free agent on May 12, 2014...Four-year letterman at Marshall (2010-13)...**Dion Sims** had six catches for 32 yards and one touchdown in 2013...Started five games when the Dolphins opened up with two tight ends, played in a reserve role 10 times, and was inactive once...On Sept. 22nd vs. Atlanta had one catch, a one-yard touchdown reception from Ryan Tannehill.

OFFENSIVE LINEMEN (10)

CENTER

NO	NAME	HT	WT	EXP	COLLEGE
51	Mike Pouncey	6-5	305	4	Florida
64	Samson Satele	6-3	300	8	Hawaii

GUARD

NO	NAME	HT	WT	EXP	COLLEGE
63	Dallas Thomas	6-5	315	2	Tennessee
66	Shelley Smith	6-4	310	5	Colorado State
67	Daryn Colledge	6-4	308	9	Boise State
75	Nate Garner	6-7	320	7	Arkansas
77	Billy Turner	6-5	313	R	North Dakota State

TACKLE

NO	NAME	HT	WT	EXP	COLLEGE
70	Ja'Wuan James	6-6	315	R	Tennessee
71	Branden Albert	6-5	310	7	Virginia
74	Jason Fox	6-6	310	5	Miami

Veteran Additions: Brandon Albert (Kansas City), Daryn Colledge (Arizona), Jason Fox (Detroit), Samson Satele (Indianapolis), Shelley Smith (St. Louis). Draft Choices/College Free Agents: Ja'Wuan James (D1), Billy Turner (D3). Losses from 2013: David Arkin, Sam Brenner, Tyson Clabo (Houston), Richie Incognito (free agent), John Jerry (NY Giants), Bryant McKinnie (free agent), Danny Watkins (free agent).



Brandon Albert signed as an unrestricted free agent from Kansas City on March 12, 2014...Played in and started 12 games at left tackle in the regular season in 2013...Started one playoff game...Earned his first trip to the Pro Bowl...**Daryn Colledge** signed as a free agent on June 30, 2014...Started all 16 games at left guard for Arizona in 2013...Has appeared in all 128 regular season games in his career, the longest consecutive-games played streak among active guards in the NFL...**Jason Fox** signed as an unrestricted free agent from Detroit on April 2, 2014...Played in eight games with three starts in 2013...**Tony Hills** signed as a free agent on July 29, 2014...Has played in 11 career games with one start...**Nate Garner** started four games at left guard, twice at center (his first career starts at center) and played in a reserve role 12 times in 2013...**Ja'Wuan James** was selected in the first round (19 overall) in the 2014 NFL draft...Four-year starter at Tennessee (2010-13)...**Mike Pouncey** started 14 games at center in 2013 and was inactive on Nov. 24th vs. Carolina and Nov. 17th vs. San Diego because of an illness...Earned his first Pro Bowl berth...**Samson Satele** signed with Miami on Aug. 2, 2014...Started 13 games at center for Indianapolis Colts in 2013...**Shelley Smith** signed as an unrestricted free agent from St. Louis on March 18, 2014...Played in 14 games with two starts in 2013...**Dallas Thomas** played in a reserve role six times, did not play once, and was inactive nine games in 2013...Made his Dolphins and NFL debut in a reserve role

on Nov. 17 vs. San Diego...Third round draft pick (77th overall selection) of the Dolphins in the 2013 draft...**Billy Turner** selected in the third round (67 overall) in the 2014 NFL draft...Four-year starter at North Dakota State (2010-13).

DEFENSIVE LINEMEN (9)

NO	NAME	HT	WT	EXP	COLLEGE
50	Olivier Vernon	6-2	268	3	Miami
76	Anthony Johnson	6-2	304	R	LSU
78	Terrence Fede	6-4	282	R	Marist
79	Derrick Shelby	6-2	282	3	Utah
90	Earl Mitchell	6-3	310	5	Arizona
91	Cameron Wake	6-3	262	6	Penn State
94	Randy Starks	6-3	305	11	Maryland
95	Dion Jordan	6-6	275	2	Oregon ***Suspended
98	Jared Odrick	6-5	304	5	Penn State

Veteran Additions: Earl Mitchell (Houston). Draft Choices/College Free Agents: Terrence Fede (D7), Anthony Johnson (CFA), Losses from 2013: Paul Soliai (Atlanta).



Terrence Fede was selected in the seventh round (234 overall) in the 2014 NFL draft...Four-year letterman and three-year starter at Marist (2009, 2011-13)...**Anthony Johnson** signed as an undrafted college free agent on May 12, 2014...Three-year letterman at LSU (2011-13)...**Dion Jordan** had two sacks for 18 yards in losses in 2013...Played in a reserve role all 16 games this season...On Nov. 24 vs. Carolina had one tackle, an eight-yard sack of Panther quarterback Cam Newton...On Sept. 8th at Cleveland made his NFL and Dolphins debut in a reserve role and had one sack, tackling Browns quarterback Brandon Weeden for a ten-yard loss...**Tevin Mims** signed as an undrafted college free agent on May 12, 2014...Two-year letterman at South Florida (2012-13)...**Earl Mitchell** signed as an unrestricted free agent from Houston on March 12, 2014...Recorded 48 tackles (33 solo) and 1.5 sacks in 2013...Played in all 16 games with 14 starts...Established a career-high 11 tackles and a sack at Kansas City (10/20)...**Jared Odrick** ranked third on the Dolphins in sacks with 4.5 sacks for a total of 31 yards in losses...Started five games and played in a reserve role 11 times in 2013...**Derrick Shelby** had 2.5 sacks for 12 yards in losses in 2013...Started once and played in a reserve role 15 times this season...On Oct. 31st vs. Cincinnati had a half-sack for two yards, sharing a four-yard sack of Bengals' quarterback Andy Dalton with Jared Odrick...Made his first career start on Sept. 30 at New Orleans...On Sept. 15 at Indianapolis had two tackles including one sack, tackling Colts quarterback Andrew Luck for a one-yard loss and forcing him to fumble on the play...On Sept. 8th at Cleveland had one sack, tackling Browns quarterback Brandon Weeden for a nine-yard loss and also forced Weeden to fumble on the play...It was his first career sack...**Randy Starks** had 49 tackles and four sacks for 27.5 yards in losses in 2013...Finished second on the team in tackles once this season...Started 14 times and played in a reserve role twice this season...**Olivier Vernon** had 57 tackles and led the Dolphins with 11.5 sacks for 65 yards in losses in 2013...Ranked tied for third in the AFC and tied for seventh in the NFL in sacks...Started 15 games in 2013 and played in a reserve role once...**Cameron Wake** was second on the Dolphins with 8.5 sacks for a total of 56 yards in losses in 2013...Also had two points via a safety...Started 15 games this season and was inactive on Sept. 30th at New Orleans due to a knee injury...Earned his third-career Pro Bowl appearance.



POSITION-BY-POSITION BREAKDOWN

LINEBACKERS (8)

NO	NAME	HT	WT	EXP	COLLEGE
52	Philip Wheeler	6-2	245	7	Georgia Tech
53	Jelani Jenkins	6-0	245	2	Florida
55	Koa Misi	6-3	252	5	Utah
56	Jonathan Freeny	6-2	250	3	Rutgers
57	Jordan Tripp	6-3	240	R	Montana
59	Dannell Ellerbe	6-1	245	6	Georgia
58	Chris McCain	6-5	250	R	California
93	Jason Trusnik	6-4	252	8	Ohio North

Veteran Additions: none. Draft Choices/College Free Agent: Chris McCain (CFA), Jordan Tripp (D5b). Losses from 2013: Austin Spitler (Baltimore).



Dannell Ellerbe ranked third on the Dolphins in tackles with 101 stops, had one sack for five yards in losses and had two interceptions he returned a total of 25 yards in 2013...It was the first time in his career he recorded 100 or more tackles...His two interceptions are the most by a Dolphins linebacker in a season since Akin Ayodele had two interceptions in 2008...Started 15 games in 2013 and was inactive once (Oct. 20 vs. Buffalo) due to a shoulder injury...Suffered a shoulder injury on Oct. 6 vs. Baltimore and did not return...**Jonathan Freeny** ranked second on the Dolphins with 10 special teams tackles in 2013...Played in a reserve role 16 times...**Jelani Jenkins** had six special teams tackles in 2013...Played in a reserve role all 16 games...Made his NFL and Dolphins debut in a reserve role on Sept. 8 at Cleveland...**Chris McCain** signed as an undrafted college free agent on May 19, 2014...Three-year letterman at California (2011-13)...**Koa Misi** had 54 tackles and two sacks for 16 yards in losses in 2013...Started 12 games, played in a reserve role three times, and was inactive on Nov. 11 at Tampa Bay because of a knee injury suffered on Oct. 31 vs. Cincinnati...**Jordan Tripp** was the second of two players selected in the fifth round (171 overall) in the 2014 NFL draft...Five-year letterman and two-year starter at Montana (2009-13)...**Jason Trusnik** ranked tied for third on the team with eight special teams tackles in 2013...Started twice and played in a reserve role 14 games...**Philip Wheeler** finished first on the Dolphins in tackles with 118 stops, had 0.5 sacks for 2.5 yards in losses and had seven passes defended in 2013...Signed by the Dolphins as an unrestricted free agent from the Oakland Raiders on March 12, 2013.

DEFENSIVE BACKS (11)

CORNERBACK					
NO	NAME	HT	WT	EXP	COLLEGE
21	Brent Grimes	5-10	183	8	Shippensburg
22	Jamar Taylor	5-10	192	2	Boise State
24	Cortland Finnegan	5-10	190	9	Samford
29	Will Davis	5-11	190	2	Utah State
37	Sammy Seamster	6-0	205	R	Middle Tennessee State
SAFETY					
NO	NAME	HT	WT	EXP	COLLEGE
20	Reshad Jones	6-1	215	5	Georgia *** Suspended
25	Louis Delmas	5-11	210	6	Western Michigan
27	Jimmy Wilson	5-11	205	4	Montana
31	Michael Thomas	5-11	201	1	Stanford
33	Brandian Ross	6-1	190	3	Youngstown State
35	Walt Aikens	6-1	210	R	Liberty

Veteran Additions: Louis Delmas (Detroit), Cortland Finnegan (St. Louis). Draft Choices/College Free Agents: Walt Aikens (D4). Losses from 2013: Nolan Carroll (Philadelphia), Chris Clemons (Houston), Chris Owens (Kansas City).



Walt Aikens was selected in the fourth round (125 overall) of the 2014 NFL draft...Three-year starter at Liberty (2011-13)...Transferred from Illinois...**Will Davis** played in a reserve role five times, did not play once and was inactive 10 games in 2013...Made his Dolphins and NFL debut in a reserve role on Sept. 22 vs. Atlanta...**Louis Delmas** signed as a free agent from Detroit on March 10, 2014...Finished third on the team with 64 tackles (48 solo) and added two sacks, three interceptions and eight passes defended in 2013...Played in all 16 games with 15 starts...**Cortland Finnegan** signed as a free agent from St. Louis on March 18, 2014...Recorded 27 tackles (23 solo) and one interception in 2013...Played in seven games with five starts...**Brent Grimes** had 60 tackles, led the Dolphins with 16 passes defended, and tied for the team lead in interceptions with four picks that he returned a total of 102 yards and one touchdown in 2013...Started all 16 games...Earned a trip to his second Pro Bowl...**Reshad Jones** finished second on the Dolphins in tackles with 107 stops, had 1.5 sacks for nine yards in losses and has one interception he returned 25 yards for a touchdown in 2013...It marked the first time in his career he recorded 100 or more tackles in a season...Started all 16 games...**Brandian Ross** signed with Miami on Aug. 31...Has appeared in 30 games with 14 starts...**Sammy Seamster** signed with Miami on Aug. 31...Spend the 2014 preseason with the Ravens...**Jamar Taylor** played in a reserve role nine times and was inactive seven games in 2013...Made his Dolphins and NFL debut in a reserve role on Sept. 30 at New Orleans...**Michael Thomas** played in a reserve role three times in 2013...Had one interception without a return...On Dec. 15 vs. New England made his Dolphins and NFL debut in a reserve role...Joined Miami's roster after spending the past two seasons with the San Francisco 49ers...**Jimmy Wilson** had two interceptions that he returned 21 yards in 2013...Started three times and played in a reserve role 13 games.

SPECIALISTS (3)

NO	NAME	HT	WT	EXP	COLLEGE
2	Brandon Fields	6-5	249	8	Michigan State
9	Caleb Sturgis	5-9	190	2	Florida
92	John Denney	6-5	252	10	BYU

Veteran Additions: None. Draft Choices/College Free Agents: None. Losses from 2013: None.



John Denney played as a long snapper all 16 games in 2013...On Sept. 22 vs. Atlanta recovered a fumbled punt by the Falcons' Harry Douglas from the Atlanta 19-yard line with 1:58 left in the third quarter...The turnover resulted in a Dolphins touchdown to tie the game at 20-20 in a contest the Dolphins went on to win 27-23...**Brandon Fields** had 85 punts for 4,150 yards, an average of 48.8 yards per punt with 33 punts inside the 20-yard line and a net of 42.4 yards in 2013...Ranked second in the AFC and in the NFL in punting and was first in the AFC and second in the NFL in net punting...Was selected as the Dolphins' nominee for the 2013 Walter Payton NFL Man of the Year Award...Earned his first Pro Bowl appearance...**Caleb Sturgis** finished first on the Dolphins in scoring with 111 points, going 26-34 in field goals and 33-33 in extra points in 2013...Played in all 16 games...Converted the first 10 field goals of his career before his first miss, a 57-yard attempt on Oct. 6 vs. Baltimore...Fifth round draft pick (166th overall selection) of the Dolphins in the 2013 draft.



2014 MIAMI DOLPHINS DRAFT CLASS



2014 MIAMI DOLPHINS DRAFT RECAP

ROUND	PLAYER	NO	HOW ACQUIRED	POS	HT	WT	COLLEGE
1	Ja'Wuan James	19 th	---	T	6'6"	315	Tennessee
2a		50 th	to Chargers in draft trade down				
2b		57 th	to 49ers in draft trade down (from Chargers in draft trade down)				
2c	Jarvis Landry	63 rd	from 49ers in draft trade down	WR	5'11"	202	Louisiana State
3a	Billy Turner	67 th	from Raiders in draft trade up	G	6'4"	313	North Dakota State
3b		81 st	to Raiders in draft trade up				
4a		116 th	to Raiders in draft trade up				
4b	Walt Aikens	125 th	from Chargers in draft trade down	S	6'1"	210	Liberty
5a	Arthur Lynch	155 th	---	TE	6'5"	255	Georgia
5b	Jordan Tripp	171 st	from 49ers in draft trade down	LB	6'3"	240	Montana
6	Matt Hazel	190 th	---	WR	6'1"	202	Coastal Carolina
7	Terrence Fede	234 th	---	DE	6'4"	282	Marist



Tackle Ja'Wuan James



Wide Receiver Jarvis Landry



Safety Walt Aikens



2014 MIAMI DOLPHINS OFF-SEASON RECAP

FREE AGENCY TRACKER

The Dolphins were active in the 2014 Free Agency market. Prior to the start of the 2014 training camp, the team has re-signed five players who ended the season with the club, while also adding 13 veteran players to the roster. Below tracks the players the team has signed as well as those who ended the 2013 season on the Miami roster and their current status.

PLAYERS RETAINED

PLAYERS FROM 2014 RE-SIGNED (5)

Armon Binns*	WR	
Pat Devlin*	QB	
Jonathan Freeny*	LB	
Brent Grimes	CB	
Randy Starks	DT	

UNRESTRICTED FREE AGENTS SIGNED (6)

Branden Albert	T	Kansas City
Jason Fox	T	Detroit
Earl Mitchell	DT	Houston
Knowshon Moreno	RB	Denver
Shelley Smith	G	St. Louis
Damian Williams	WR	Tennessee

FREE AGENTS SIGNED (9)

Daryn Colledge	G	Arizona
Kevin Cone	WR	Atlanta
Louis Delmas	S	Detroit
Cortland Finnegan	CB	St. Louis
Anthony Gaitor+	CB	Tampa
Michael Rios^	WR	Arizona
Jordan Rodgers^	QB	Tampa Bay
Matt Szymanski#	P	Kansas City
Stephen Williams	WR	Jacksonville

^ Waived on May 12; # Waived on May 13; + Waived on June 19

* Re-Signed as Exclusive Rights Free Agent



REMAINING UNSIGNED FREE AGENTS FROM 2013 ROSTER

UNRESTRICTED FREE AGENTS (5)

Tyson Clabo	T	Houston
Richie Incognito	G	
Dustin Keller	TE	
Bryant McKinnie	T	
Marlon Moore	WR	Cleveland

FREE-AGENTS (1)

Danny Watkins*	G	
----------------	---	--

UNRESTRICTED FREE AGENTS LOST (6)

Paul Soliai	DT	Atlanta
Nolan Carroll	CB	Philadelphia
Chris Clemons	S	Houston
John Jerry	G	NY Giants
Christopher Owens	CB	Kansas City
Austin Spitzer	LB	Baltimore

FREE AGENTS LOST (3)

R.J. Stanford*	CB	Cincinnati
Dimitri Patterson	CB	NY Jets
Will Yeatman*	T	Houston

* Not tendered as a restricted free agent





TEAM NOTES

MIAMI AMONG BEST IN RED ZONE

In 2013, Miami finished in the top 10 in red zone efficiency on both offense and defense, one of five teams to accomplish that feat (Carolina, Cincinnati, Detroit and Kansas City):

2013 RED ZONE SCORING

TEAM	RZ DRIVES	RZ RUSH TDS	RZ PASS TDS	RZ TDS	RZ TD EFF
1. Den	67	14	37	51	76.1
2. Cin	46	13	21	34	73.9
3. Dal	51	12	23	35	68.6
4. Det	56	14	21	35	62.5
5. Oak	42	13	12	25	59.5
6. Chi	60	10	25	35	58.3
7. Car	50	12	17	29	58.0
8. KC	57	16	17	33	57.9
9. Ten	49	14	14	28	57.1
10. MIA	46	8	18	26	56.5

2013 OPPONENT RED ZONE SCORING

TEAM	RZ DRIVES	RZ RUSH TDS	RZ PASS TDS	RZ TDS	RZ TD EFF
1. Sea	36	4	9	13	36.1
2. Det	42	3	13	16	38.1
3. Car	41	4	13	17	41.5
4. NYJ	49	8	14	22	44.9
5. MIA	56	13	13	26	46.4
6. Buf	51	5	19	24	47.1
7. Bal	41	6	14	20	48.8
8. Cin	36	5	13	18	50.0
9. TB	56	8	20	28	50.0
10. KC	37	7	12	19	51.4

MIAMI TOPS IN TWO-MINUTE OFFENSE

In 2013, Miami scored 36 points in drives that started with two minutes or less at the end of a half, the most in the NFL:

2013 TWO-MINUTE OFFENSE

TEAM	POS	POINTS	RUSH TDS	PASS TDS	FGM
1. MIA	24	36	0	3	5
2. Dal	27	30	2	1	3
3. Chi	22	29	0	2	5
4. NE	28	26	1	2	2
5t. Den	23	22	0	1	5
5t. Jax	21	22	0	2	3

DOLPHINS AMONG LEAST PENALIZED

In 2013, the Dolphins committed just 70 penalties, tied for the third-fewest total in the NFL that season, for 598 yards, the second-fewest total. Since Head Coach Joe Philbin arrived in 2012, the Dolphins' 152 penalties committed for 1,322 yards are both the second-fewest in the NFL:

FEWEST PENALTIES COMMITTED, 2012-13

TEAM	PENALTIES COMMITTED	PENALTY YARDS
1. Atl	146	1,203
2. MIA	152	1,322
3t. Ind	160	1,377
3t. Min	160	1,525
5. NYG	163	1,364
6. NE	166	1,465
7. Pit	172	1,615
8. Car	178	1,506
9. Chi	187	1,519
10. GB	189	1,724

FEWEST PENALTY YARDS, 2012-13

TEAM	PENALTIES COMMITTED	PENALTY YARDS
1. Atl	146	1,203
2. MIA	152	1,322
3. NYG	163	1,364
4. Ind	160	1,377
5. NE	166	1,465
6. Car	178	1,506
7. KC	193	1,507
8. Chi	187	1,519
9. Min	160	1,525
10. NYJ	191	1,545





TEAM NOTES

MIAMI TOUGH TO SCORE AGAINST

The Dolphins defense has ranked in the top 10 in the NFL in points allowed per game for each of the past three seasons, finishing sixth in 2011 (19.6), seventh in 2012 (19.8) and eighth in 2013 (20.9). Miami is one of only four teams to be ranked in the top 10 in each of those three years:

TOP 10 NFL DEFENSES IN POINTS ALLOWED PER GAME, 2011-13

TEAM	SEASON	PTS/G	RANK
Cincinnati Bengals	2011	20.2	9
Cincinnati Bengals	2012	20.0	8
Cincinnati Bengals	2013	19.1	5t
MIAMI DOLPHINS	2011	19.6	6
MIAMI DOLPHINS	2012	19.8	7
MIAMI DOLPHINS	2013	20.9	8
San Francisco 49ers	2011	14.3	2
San Francisco 49ers	2012	17.1	2
San Francisco 49ers	2013	17.0	3
Seattle Seahawks	2011	19.7	7
Seattle Seahawks	2012	15.3	1
Seattle Seahawks	2013	14.4	1

MIAMI SACKS 40-PLUS

The Dolphins defense has recorded 40-plus sacks in each of the past three seasons, one of only four teams to accomplish that feat:

TEAMS WITH 40-PLUS SACKS IN THREE-STRAIGHT SEASONS

TEAM	SEASON	SACK
Cincinnati Bengals	2013	43
Cincinnati Bengals	2012	51
Cincinnati Bengals	2011	45
Denver Broncos	2013	41
Denver Broncos	2012	52
Denver Broncos	2011	41
MIAMI DOLPHINS	2013	42
MIAMI DOLPHINS	2012	42
MIAMI DOLPHINS	2011	41
Minnesota Vikings	2013	41
Minnesota Vikings	2012	44
Minnesota Vikings	2011	50

The Dolphins defense three-year stretch of recording 40-plus sacks from 2011-13 is the only time in franchise history that the team has recorded 40-plus sacks in three-straight seasons:

CONSECUTIVE SEASONS WITH 40-PLUS SACKS, DOLPHINS HISTORY

SEASON	SACKS
2013	42
2012	42
2011	41
2009	44
2008	40
2006	47
2005	49
2003	44
2002	47
1984	42
1983	49

MIAMI SACKS SINCE 2008

It's no coincidence that since Defensive Line Coach Kacy Rodgers assumed the role in 2008, the Dolphins defense has recorded 248 sacks, the third-most in the NFL during that stretch:

MOST SACKS IN NFL SINCE 2008

TEAM	SACKS
Minnesota Vikings	259
Pittsburgh Steelers	252
MIAMI DOLPHINS	248
Philadelphia Eagles	248
Dallas Cowboys	246

MIAMI TOUGH AGAINST THE PASS

In 2013, the Dolphins defense surrendered 17 touchdown passes, tied for the third-fewest in the NFL. In 2012, Miami allowed 18 touchdown passes, sixth-fewest in the NFL. Over the past two seasons, Miami's 35 touchdowns passes allowed are the second-fewest in the NFL, behind the Seattle Seahawks:

FEWEST PASSING TOUCHDOWNS ALLOWED SINCE 2012

TEAM	TD
Seattle Seahawks	31
MIAMI DOLPHINS	35
St. Louis Rams	37
Cincinnati Bengals	38
San Francisco 49ers	38

In 2013, the Dolphins defense limited opponents to a 77.3 passer rating, good for the third-lowest total in the AFC and fifth-lowest in the NFL:

PASSER RATING ALLOWED, 2013

TEAM	YDS	TD	INT	RATE
Seattle Seahawks	3,050	16	28	63.4
Cincinnati Bengals	3,623	22	20	74.2
Buffalo Bills	3,666	28	23	74.9
San Francisco 49ers	3,819	19	18	76.4
MIAMI DOLPHINS	4,024	17	18	77.3





RYAN TANNEHILL NOTES

TANNEHILL ATTEMPTS AND COMPLETIONS



Tannehill

QB Ryan Tannehill's pass attempts (588) and completions (355) in 2013 were the fourth-highest totals in team history:

MOST PASS COMPLETIONS SINGLE SEASON, TEAM HISTORY

ATT	PLAYER (YEAR), CMP
623	Dan Marino (1986), 378 completions
615	Dan Marino (1994), 385 completions
606	Dan Marino (1988), 354 completions
588	RYAN TANNEHILL (2013), 355 COMPLETIONS
567	Dan Marino (1985), 355 completions

MOST PASS ATTEMPTS, SINGLE SEASON, TEAM HISTORY

ATT	PLAYER (YEAR), CMP
385	Dan Marino (1994), 615 attempts
378	Dan Marino (1986), 623 attempts
362	Dan Marino (1984), 564 attempts
355	RYAN TANNEHILL (2013), 588 ATTEMPTS
354	Dan Marino (1988), 606 attempts

TANNEHILL AND MOORE COMPLETES

QBs Matt Moore and Ryan Tannehill rank third and fifth respectively for highest career completion percentage for a Dolphins quarterback.

MIAMI DOLPHINS CAREER COMPLETION PERCENTAGE (MIN. 150 COMPLETIONS)

PLAYER	YEARS	ATT	CMP	PCT.
1. Chad Pennington	2008-10	552	373	67.6
2. Chad Henne	2009-11	1,065	646	60.7
3. MATT MOORE	2011-13	372	223	59.9
4. Dan Marino	1983-99	8,358	4,967	59.43
5. RYAN TANNEHILL	2012-13	1,072	637	59.42

TANNEHILL QB RATING

QB Ryan Tannehill's 79.1 career passer rating is the fourth-highest of any Dolphin QB:

MIAMI DOLPHINS CAREER PASSER RATING (MINIMUM 250 ATTEMPTS)

PLAYER	YEARS	RTG
1. Chad Pennington	2008-10	94.5
2. Dan Marino	1983-99	86.4
3. Matt Moore	2011-13	85.0
4. RYAN TANNEHILL	2012-13	79.1
5. Bob Griese	1967-80	77.1
6. Jay Fiedler	2000-04	76.8
7. Earl Morrall	1972-76	76.2
8. Chad Henne	2008-11	75.7

TANNEHILL MAKING HISTORY

QB Ryan Tannehill, who passed for 3,913 yards last season, has totaled 7,207 passing yards in his career, good for the fifth-most in NFL history for a player in his first two seasons in the NFL, according to Pro Football Reference:

MOST PASSING YARDS IN FIRST TWO SEASONS OF CAREER, NFL HISTORY

PLAYER	TEAM	1ST YR YDS	2ND YR YDS	TOT YDS
1. Andrew Luck	Ind.	4,374	3,822	8,196
2. Cam Newton	Car.	4,051	3,869	7,920
3. Peyton Manning	Ind.	3,739	4,135	7,874
4. Dan Marino	Mia.	2,210	5,084	7,294
5. RYAN TANNEHILL	MIA.	3,294	3,913	7,207

Heading into the 2014 NFL season, Tannehill needs 2,564 passing yards to crack the top 10 all-time for most passing yards in a player's first three seasons. He needs 3,561 passing yards to finish in the top five. Here is the top 10 list (contingent upon other players in their third season in 2014):

MOST PASSING YARDS IN FIRST THREE SEASONS OF CAREER, NFL HISTORY

PLAYER	YEARS	YARDS
1. Peyton Manning	1998-2000	12,287
2. Dan Marino	1983-85	11,431
3. Andy Dalton	2011-13	11,360
4. Cam Newton	2011-13	11,299
5. Carson Palmer	2004-06	10,768
6. Drew Bledsoe	1993-95	10,556
7. Jeff Garcia	1999-2001	10,360
8. Joe Flacco	2008-10	10,206
9. Matt Ryan	2008-10	10,061
10. Jim Kelly	1986-88	9,771

3,000-PLUS

QB Ryan Tannehill has thrown for more than 3,000 yards in each of his two seasons with the Dolphins (3,294 in 2012 and 3,912 in 2013). He joins Dan Marino (13 times) as the only quarterbacks in team history to have multiple seasons with 3,000-plus passing yards. In fact, Tannehill is the only quarterback in franchise history to throw for more than 3,000 yards in each of his first two seasons with the team.

TANNEHILL DEEP BALL

In 2013, QB Ryan Tannehill completed 46 passes over 20 yards. His 46 completions of 20-plus yards were tied for 12th in the NFL and sixth in the AFC:

2013 COMPLETIONS OF 20-PLUS YARDS, AFC

PLAYER	TEAM	20+ YD CMP	20+ YD TD CMP
1. Peyton Manning	Den	68	18
2t. Philip Rivers	SD	60	10
2t. Ben Roethlisberger	Pit	60	10
4. Andy Dalton	Cin	56	12
5. Tom Brady	NE	49	5
6. RYAN TANNEHILL	MIA	46	6
7. Joe Flacco	Bal	45	2
8t. Andrew Luck	Ind	43	9
8t. Geno Smith	NYJ	43	5
10. Alex Smith	KC	42	7



RYAN TANNEHILL NOTES

MOST PASSING YARDS, SINGLE SEASON

QB Ryan Tannehill finished the 2013 season with 3,912 passing yards. This was the ninth-highest single season total in team history and most in team history by a quarterback other than Dan Marino:

MOST SINGLE-SEASON PASSING YARDS, TEAM HISTORY

PLAYER	YEAR	YARDS
1. Dan Marino	1984	5,084
2. Dan Marino	1986	4,746
3. Dan Marino	1994	4,453
4. Dan Marino	1988	4,434
5. Dan Marino	1985	4,137
6. Dan Marino	1992	4,116
7. Dan Marino	1989	3,997
8. Dan Marino	1991	3,970
9. RYAN TANNEHILL	2013	3,912
10. Dan Marino	1997	3,780
11. Dan Marino	1995	3,668
12. Chad Pennington	2008	3,653
13. Dan Marino	1990	3,563
14. Dan Marino	1998	3,497
15. Chad Henne	2010	3,301

TANNEHILL QB RATING - SINGLE GAME

In QB Ryan Tannehill's two-year career, he has had a quarterback rating of 90.0-or-higher 12 times:

RYAN TANNEHILL'S HIGHEST PASSER RATING, SINGLE GAME

DATE	OPP	RTG
12/16/12	vs. JAX	123.2
12/15/13	vs. NE	120.6
10/14/12	vs. STL	112.0
9/15/13	at IND	107.4
11/25/12	vs. SEA	97.1
12/8/13	at PIT	95.5
9/22/13	vs. ATL	94.5
12/2/13	at NYJ	94.2
12/23/12	vs. BUF	93.8
10/31/13	vs. CIN	92.6
10/7/12	at CIN	92.3
9/16/12	vs. OAK	91.0

TANNEHILL GOES LONG

RYAN TANNEHILL'S MOST PASSING YARDS, SINGLE GAME

DATE	OPP	YARDS
9/30/12	at ARI	431
12/1/13	vs. NYJ	331
9/15/13	at IND	319
12/15/13	vs. NE	312
11/24/13	vs. CAR	310
10/6/13	vs. BAL	307
11/4/12	at IND	290
9/8/13	at CLE	272
11/17/13	vs. SD	268
11/25/12	vs. SEA	253

TANNEHILL PASSES FOR 300-PLUS

QB Ryan Tannehill ranks third in Dolphins history for career games with 300-or-more passing yards, behind Dan Marino (63) and Chad Henne (7):

MOST 300-YARD PASSING GAMES (CAREER), TEAM HISTORY

NUMBER	PLAYER (YEARS)
63	Dan Marino (1983-99)
7	Chad Henne (2008-11)
6	RYAN TANNEHILL (2012-13)
3	Bob Griese (1967-80)
3	Jay Fiedler (2000-04)

300-PLUS SINGLE SEASON

QB Ryan Tannehill had five games of 300-plus passing yards during the 2013 season. It was tied for the seventh-highest single-season total by a Dolphins quarterback in team history. In fact, it is the most by a Dolphins signal-caller other than Dan Marino in a season in team history. The last time a Dolphins quarterback threw for five games of 300-plus yards in a season was in 1994 when Marino also totaled five 300-yard passing games:

MOST 300-YARD PASSING GAMES (SINGLE SEASON), TEAM HISTORY

NUMBER	PLAYER (YEARS)
9	Dan Marino (1984)
6	Dan Marino (1985)
6	Dan Marino (1986)
6	Dan Marino (1988)
5	RYAN TANNEHILL (2013)
5	Dan Marino (1989)
5	Dan Marino (1994)
4	Dan Marino (1987)
4	Dan Marino (1997)
4	Dan Marino (1998)

TANNEHILL CONNECTS

RYAN TANNEHILL CAREER-LONG COMPLETIONS

80, Ryan Tannehill to Brian Hartline at Arizona Cardinals (9/30/12)
67, Ryan Tannehill to Charles Clay at Indianapolis Colts (9/15/13)
57, Ryan Tannehill to Mike Wallace vs. Carolina Panthers (11/24/13)
57, Ryan Tannehill to Brian Hartline at Arizona Cardinals (9/30/12)
53, Ryan Tannehill to Mike Wallace vs. Carolina Panthers (11/24/13)

LONGEST RUSH BY A QB

QB Ryan Tannehill holds the longest rushing attempt by a quarterback in franchise history. The play came on a 48-yard run at Pittsburgh (12/8/13).

LONGEST RUSH BY A MIAMI DOLPHINS QUARTERBACK

PLAYER	DATE	OPP	LONG
1. Ryan Tannehill	12/8/13	at PIT	48
2t. Ryan Tannehill	11/08/09	vs. BUF	31
2t. Pat White	12/23/12	vs. BUF	31
4t. Jay Fiedler	10/01/00	at CIN	30
4t. Ryan Tannehill	12/16/12	vs. JAC	30



OFFENSE NOTES

LAMAR LONG RUSH



Miller

LAMAR MILLER LONGEST RUSHING ATTEMPTS

DATE	OPP	LONG
9/22/13	at ATL	49
10/31/13	vs. CIN	41
10/20/13	vs. BUF	30
12/23/12	vs. BUF	28
9/23/12	vs. NYJ	22

CAREER HIGH FOR MILLER

LAMAR MILLER MOST RUSHING YARDS, SINGLE GAME

DATE	OPP	ATT	YDS
10/31/13	vs. CIN	16	105
10/27/13	at NE	18	89
12/23/12	vs. BUF	10	73
12/1/13	at NYJ	22	72
9/15/13	at IND	14	69

MORENO SINCE WEEK 12 OF 2012



Moreno

Since taking over as Denver's starting running back in Week 12 of 2012, RB Knowshon Moreno ranks seventh in the NFL with 1,548 rushing yards and fifth in the league with 13 rushing scores:

MOST RUSHING YARDS IN NFL, WEEK 12, 2012-PRES.

PLAYER	TEAM	G	ATT	YDS	TD
1. Adrian Peterson	MIN	20	432	2,235	15
2. Alfred Morris	WAS	22	427	2,019	15
3. Jamaal Charles	KC	21	372	1,975	14
4. Marshawn Lynch	SEA	22	404	1,842	18
5. Matt Forte	CHI	22	393	1,792	11
6. LeSean McCoy	PHI	18	337	1,697	9
7. KNOWSHON MORENO	DEN, MIA	22	371	1,548	13
8. Frank Gore	SF	22	377	1,511	12
9. Chris Johnson	TEN, NYJ	22	385	1,458	8

MOST RUSHING TOUCHDOWNS IN NFL, WEEK 12, 2012-PRES.

PLAYER	TD
1. Marshawn Lynch	18
2t. Alfred Morris	15
2t. Adrian Peterson	15
4. Jamaal Charles	14
5. KNOWSHON MORENO	13

MORENO AMONG NFL LEADERS IN RUSHING TD'S IN 2013

In 2013, Moreno finished tied for fourth in the NFL in rushing touchdowns with 10:

MOST RUSHING TDS IN NFL, 2013

PLAYER	TEAM	G	ATT	YDS	TD
1t. Jamaal Charles	KC	15	259	1,287	12
1t. Marshawn Lynch	Sea	16	301	1,257	12
3. Eddie Lacy	GB	15	284	1,178	11
4t. KNOWSHON MORENO	Den	16	241	1,038	10
4t. Adrian Peterson	Min	14	279	1,266	10

MORENO IS A ROAD WARRIOR

Of Moreno's nine highest career rushing outputs, eight of them have come on the road:

MORENO'S TOP CAREER RUSHING GAMES

Date	OPP	ATT	YDS	TD
11/24/13	at NE	37	224	1
12/5/10	at KC	23	161	0
12/6/12	at OAK	32	119	1
12/16/12	at BAL	21	115	1
11/14/10	KC	22	106	0
11/15/09	at WAS	18	97	0
9/15/13	at NYG	13	93	2
10/6/13	at DAL	19	93	1
9/27/09	at OAK	21	90	1





OFFENSE NOTES

CLAY AMONG TOP TEs IN AFC IN 2013



TE Charles Clay was among the league leaders at his position last season in receptions (69), receiving yards (759) and touchdowns (6) in the AFC:

Clay

2013 AFC TIGHT END LEADERS

RECEPTIONS			RECEIVING YDS			TD RECS		
PLAYER	TM	REC	PLAYER	TM	YDS	PLAYER	TM	TD
1. J. Cameron	Cle	80	1. J. Cameron	Cle	917	1. J. Thomas	Den	12
2. A. Gates	SD	77	2. A. Gates	SD	872	2. J. Cameron	Cle	7
3. C. CLAY	MIA	69	3. J. Thomas	Den	788	3t. C. CLAY	MIA	6
4. J. Thomas	Den	65	4. C. CLAY	MIA	759	3t. D. Walker	Ten	6
5. D. Walker	Ten	60	5. S. Chandler	Buf	655	5. G. Graham	Hou	5

CLAY AMONG DOLPHINS TOP TEs IN 2013

In 2013, TE Charles Clay's reception and reception yardage totals ranked as the second-highest single-season figures in Dolphins history among the team's tight ends and his touchdown reception total ranks tied for third:

ALL-TIME DOLPHINS SINGLE-SEASON TIGHT END LEADERS

RECEPTIONS			RECEIVING YDS			TD RECS		
PLAYER	YR	REC	PLAYER	YR	YDS	PLAYER	YR	TD
R. McMichael	2004	73	R. McMichael	2004	791	K. Jackson	1994	7
C. CLAY	2013	69	C. CLAY	2013	759	A. Fasano	2008	7
R. McMichael	2006	62	K. Jackson	1994	673	C. CLAY	2013	6
R. McMichael	2005	60	R. McMichael	2006	640	K. Jackson	1993	6
K. Jackson	1994	59	K. Jackson	1993	613	J. Mandich	1974	6

Heading into 2014, Clay needs 65 receptions, 631 receiving yards and eight touchdown receptions to record the most receptions, receiving yards and touchdowns for a tight end in consecutive seasons in franchise history:

ALL-TIME DOLPHINS TWO-YEAR SPAN LEADERS

RECEPTIONS			RECEIVING YDS			TD RECS		
PLAYER	YRS	REC	PLAYER	YRS	YDS	PLAYER	YRS	TD
R. McMichael	2004-05	133	R. McMichael	2003-04	1,389	K. Jackson	1993-94	13
R. McMichael	2003-04	122	R. McMichael	2004-05	1,373	K. Jackson	1992-93	11
R. McMichael	2005-06	122	K. Jackson	1993-94	1,286	J. Mandich	1973-74	10
K. Jackson	1993-94	98	R. McMichael	2005-06	1,222	J. Mandich	1974-75	10
R. McMichael	2002-03	88	K. Jackson	1992-93	1,207	A. Fasano	2011-12	10

CAREER HIGHS FOR CLAY

CHARLES CLAY MOST RECEPTIONS, SINGLE GAME

REC	OPP	DATE
7	at PIT	12/8/13
7	at NYJ	12/1/13
6	vs. SD	11/17/13
6	vs. SEA	11/15/12
6	at NO	9/30/13

CHARLES CLAY MOST REC YARDS, SINGLE GAME

YARDS	OPP	DATE
109	at IND	9/15/13
97	at PIT	12/8/13
90	vs. SD	11/17/13
84	vs. SEA	12/25/12
80	at NYJ	12/1/13

SINGLE-GAME RECEPTION LEADERS IN TEAM HISTORY

MOST RECEPTIONS SINGLE GAME, TEAM HISTORY

NUMBER	PLAYER	DATE	OPP	YARDS
15	Chris Chambers	12/4/05	vs. BUF	238
12	Jim Jansen	11/6/88	at NE	110
12	BRIAN HARTLINE	9/30/12	at ARI	253
11	O.J. McDuffie	12/30/95	at BUF	154
11	O.J. McDuffie	12/13/98	vs. NYJ	105
11	Greg Camarillo	11/2/08	at DEN	11
11	Ted Ginn, Jr.	9/21/09	vs. IND	108
11	Brandon Marshall	12/10/10	vs. BUF	106
11	RISHARD MATTHEWS	11/11/13	at TB	120

SINGLE-GAME RECEIVING YARDS LEADERS IN TEAM HISTORY

MOST RECEIVING YARDS SINGLE GAME, TEAM HISTORY

YARDS	PLAYER	DATE	OPP	RECS
253	BRIAN HARTLINE	9/30/12	at ARI	12
238	Chris Chambers	12/4/05	vs. BUF	15
217	Mark Duper	11/10/85	vs. NYJ	8
211	Irving Fryar	9/4/94	vs. NE	5
210	Nat Moore	10/4/81	vs. NYJ	7
202	Mark Duper	10/9/83	vs. BUF	7
180	Duriel Harris	10/28/79	vs. GB	10
178	Mark Duper	9/2/84	at WAS	6
177	Mark Clayton	12/2/84	vs. OAK	9
175	Ted Ginn, Jr.	10/26/08	vs. BUF	7



OFFENSE NOTES

HARTLINE TWO YEARS TO REMEMBER



Hartline

Over the past two seasons, WR Brian Hartline has put together back-to-back 70-plus and 1,000-yard receiving seasons, propelling him up the team's record books. His 150 receptions for 2,099 receiving yards over the past two seasons are tied for fifth and the 2,099 receiving yards are sixth in team history over a two-year span:

DOLPHINS TWO-YEAR SPAN RECEIVING LEADERS

RECEPTIONS			RECEIVING YDS		
PLAYER	YRS	REC	PLAYER	YRS	YDS
1. Brandon Marshall	2010-11	167	1. Mark Clayton	1984-85	2,385
2. O.J. McDuffie	1998-98	166	2. Mark Duper	1983-84	2,309
3. Davone Bess	2009-10	155	3. Irving Fryar	1993-94	2,280
4. Chris Chambers	2004-05	151	4. Brandon Marshall	2010-11	2,228
5t. Mark Clayton	1988-89	150	5. Mark Clayton	1988-89	2,140
5t. O.J. McDuffie	1996-97	150	6. BRIAN HARTLINE	2012-13	2,099
5t. BRIAN HARTLINE	2012-13	150			

Heading into 2014, Hartline needs 91 receptions and 1,437 receiving yards to surpass WR's O.J. McDuffie and Mark Clayton for most receptions and receiving yards respectively in a three-year span in team history:

DOLPHINS THREE-YEAR SPAN RECEIVING LEADERS

RECEPTIONS			RECEIVING YDS		
PLAYER	YRS	REC	PLAYER	YRS	YDS
1. O.J. McDuffie	1998-98	240	1. Mark Clayton	1984-86	3,535
2. Chris Chambers	2003-05	215	2. Mark Duper	1984-86	3,269
3. O.J. McDuffie	1995-97	212	3. Irving Fryar	1993-95	3,190
4. Chris Chambers	2004-06	210	4. Mark Clayton	1986-88	3,055
5t. O.J. McDuffie	1997-99	209	5. Chris Chambers	2003-05	2,979
5t. Davone Bess	2008-10	209			

Hartline's 76 receptions in 2013 are tied for the seventh-highest single-season total in Dolphins history:

MOST SINGLE-SEASON RECEPTIONS, DOLPHINS HISTORY

PLAYER	YRS	REC	PLAYER	YRS	REC
1. O.J. McDuffie	1998	90	11t. BRIAN HARTLINE	2012	74
2t. Mark Clayton	1988	86	13t. Mark Clayton	1984	73
2t. Brandon Marshall	2010	86	13t. Irving Fryar	1994	73
4. Chris Chambers	2005	82	13t. Randy McMichael (TE)	2004	73
5. Brandon Marshall	2011	81	13t. Mike Wallace	2013	73
6. Davone Bess	2010	79	17. Tony Nathan (RB)	1985	72
7t. O.J. McDuffie	1997	76	18. Mark Duper	1984	71
7t. Davone Bess	2009	76	19t. Mark Clayton	1985	70
7t. BRIAN HARTLINE	2013	76	19t. Mark Clayton	1991	70
10. Terry Kirby (RB)	1993	75	19t. Mark Duper	1991	70
11t. O.J. McDuffie	1996	74			

Hartline recorded a career-high 76 receptions in 2013. It was his second-consecutive season recording 70-or-more receptions, becoming the fifth player in team history to accomplish the feat:

CONSECUTIVE 70-PLUS RECEPTIONS SEASONS, DOLPHINS HISTORY

PLAYER	1ST YEAR	RECS	2ND YEAR	RECS
Mark Clayton	1984	73	1985	70
O.J. McDuffie	1996	74	1997	76
O.J. McDuffie	1997	76	1998	90
Davone Bess	2009	76	2010	79
Brandon Marshall	2010	86	2011	81
BRIAN HARTLINE	2012	74	2013	76

Hartline's 1,016 yards receiving in 2013 are the 14th-highest single-season total in Dolphins history and his 1,083 receiving yards in 2012 are 10th:

MOST SINGLE-SEASON REC YARDS IN DOLPHINS HISTORY

PLAYER	YRS	YDS	PLAYER	YRS	YDS
1. Mark Clayton	1984	1,389	11. Mark Clayton	1991	1,053
2. Mark Duper	1986	1,313	12. O.J. McDuffie	1998	1,050
3. Mark Duper	1984	1,306	13. Tony Martin	1999	1,037
4. Irving Fryar	1994	1,270	14. BRIAN HARTLINE	2013	1,016
5. Brandon Marshall	2011	1,214	15. Brandon Marshall	2010	1,014
6. Mark Clayton	1986	1,150	16. Mark Clayton	1989	1,011
7. Mark Clayton	1988	1,129	17. Irving Fryar	1993	1,010
8. Chris Chambers	2005	1,118	18. Mark Duper	1983	1,003
9. Mark Duper	1991	1,085	19t. Mark Clayton	1985	996
10. BRIAN HARTLINE	2012	1,083	19t. Paul Warfield	1971	996

Coupled with 1,083 yards receiving in 2012, WR Brian Hartline is one of only five players in Dolphins history to record 1,000-plus yards receiving in multiple seasons, joining Clayton (six times; 1984-85, 1986, 1988-89, 1991), Duper (four times; 1983-84, 1986, 1991), Fryar (two times; 1993-94) and Marshall (two times; 2010-11). He is also just the fifth player in Dolphins history to accomplish the feat in consecutive seasons:

CONSECUTIVE 1,000-YARD RECEIVING SEASONS, DOLPHINS HISTORY

PLAYER	1ST YEAR	REC YDS	2ND YEAR	REC YDS
Mark Duper	1983	1,003	1984	1,306
Mark Clayton	1988	1,129	1989	1,011
Irving Fryar	1993	1,010	1994	1,270
Brandon Marshall	2010	1,014	2011	1,214
BRIAN HARTLINE	2012	1,083	2013	1,016

Hartline's receptions and receiving yards over the past two seasons put him among the AFC's leading receivers:

AFC RECEIVING LEADERS, 2012-13

PLAYER	YRS	REC	PLAYER	YRS	YDS
Player	TEAM	NO.	Player	TEAM	YDS.
1. Andre Johnson	Hou.	221	1. Andre Johnson	Hou.	3,005
2. A.J. Green	Cin.	195	2. Demaryius Thomas	Den.	2,864
3. Wes Welker	N.E., Den.	191	3. A.J. Green	Cin.	2,776
4. Demaryius Thomas	Den.	186	4. Josh Gordon	Clev.	2,451
5. Antonio Brown	Pitt.	176	5. Eric Decker	Den.	2,352
6. Eric Decker	Den.	172	6. Antonio Brown	Pitt.	2,286
7. Kendall Wright	Ten.	158	7. Wes Welker	N.E., Den.	2,132
8. BRIAN HARTLINE	MIA.	150	8. BRIAN HARTLINE	MIA.	2,099
9. Reggie Wayne	Ind.	144	9. Torrey Smith	Balt.	1,983
10t. Josh Gordon	Clev.	137	10. T.Y. Hilton	Ind.	1,944
10t. MIKE WALLACE	PITT., MIA.	137			



OFFENSE NOTES

HARTLINE CLIMBING DOLPHINS RECORD BOOKS

Hartline's 259 career receptions and 3,769 receiving yards are 10th-most and seventh-most in franchise history respectively:

ALL-TIME DOLPHINS RECEPTION LEADERS

PLAYER	SEASON	G	REC	YDS
1. Mark Clayton	1983-92	142	550	8,643
2. Mark Duper	1982-92	146	511	8,869
3. Nat Moore	1974-86	183	510	7,546
4. O.J. McDuffie	1993-00	116	415	5,074
5. Chris Chambers	2001-07	100	405	5,688
6. Tony Nathan	1979-87	123	383	3,592
7. Davone Bess	2008-12	77	321	3,447
8. Randy McMichael	2002-06	80	283	3,096
9. Duriel Harris	1976-85	111	269	4,534
10. BRIAN HARTLINE	2009-13	76	259	3,769

ALL-TIME DOLPHINS RECEIVING YARDS LEADERS

PLAYER	SEASON	G	REC	YDS
1. Mark Duper	1982-92	146	511	8,869
2. Mark Clayton	1983-92	142	550	8,643
3. Nat Moore	1974-86	183	510	7,546
4. Chris Chambers	2001-07	100	405	5,688
5. O.J. McDuffie	1993-00	116	415	5,074
6. Duriel Harris	1976-85	111	269	4,534
7. BRIAN HARTLINE	2009-13	76	259	3,769
8. Tony Nathan	1979-87	123	383	3,592
9. Davone Bess	2008-12	77	321	3,447
10. Paul Warfield	1970-74	60	156	3,355

HARTLINE A DEEP THREAT

Hartline's 14.6 yards-per-reception average is sixth-highest in team history:

ALL-TIME DOLPHINS RECEIVING YARDS AVG LEADERS, MIN 200 REC

PLAYER	SEASONS	AVG
Mark Duper	1982-92	17.4
Duriel Harris	1976-85	16.9
Mark Clayton	1983-92	15.7
Tony Martin	1990-00	15.6
Nat Moore	1974-86	14.8
BRIAN HARTLINE	2009-13	14.6
Howard Twilley	1966-76	14.5
Oronde Gadsden	1998-03	14.3
Chris Chambers	2001-07	14.0
O.J. McDuffie	1993-00	12.2

HARTLINE 25-PLUS

Hartline, consistently one of the team's best deep threats, has totaled 33 receptions of 25-plus yards, tied for second-most in franchise history:

ALL-TIME DOLPHINS RECEIVERS IN 25+-YARD RECS

PLAYER	SEASONS	25+
Chris Chambers	2001-07	48
Oronde Gadsden	1998-03	33
BRIAN HARTLINE	2009-13	33
O.J. McDuffie	1993-00	32
Irving Fryar	1993-95	28

HARTLINE TOP RECEIVING GAMES

BRIAN HARTLINE MOST RECEIVING YARDS, SINGLE GAME

YARDS	OPP	DATE
253*	at ARI	9/30/12
127	at NYJ	12/1/13
114	at CLE	9/8/13
111	vs. OAK	9/16/12
107	at IND	11/4/12

*Most in franchise history

BRIAN HARTLINE MOST RECEPTIONS, SINGLE GAME

REC	OPP	DATE
12	at ARI	9/30/12
9	at NYJ	12/1/13
9	at CLE	9/8/13
9	vs. OAK	9/16/12
8	at IND	11/4/12

60-PLUS CATCHES

WR Brian Hartline (76 catches), WR Mike Wallace (73 catches) and TE Charles Clay (69 catches) each had more than 60 receptions in 2013. That was the fifth time in team history that three players caught more than 60 passes in the same season:

ALL-TIME DOLPHINS RECEPTION LEADERS

PLAYER	REC	YDS	AVG.	TD
2013				
Brian Hartline	76	1,016	13.4	4
Mike Wallace	73	930	12.7	5
Charles Clay	69	759	11	6
1995				
Terry Kirby	66	618	9.4	3
Irving Fryar	62	910	14.7	8
O.J. McDuffie	62	819	13.2	8
1993				
Terry Kirby	75	874	11.7	3
Irving Fryar	64	1,010	15.8	5
Keith Byars	61	613	10	3
1986				
Mark Duper	67	1,313	19.6	11
Lorenzo Hampton	61	446	7.3	3
Mark Clayton	60	1,150	19.2	10
1984				
Mark Clayton	73	1,389	19	18
Mark Duper	71	1,306	18.4	8
Tony Nathan	61	579	9.5	2

TWO FOR 70

Brian Hartline (76 receptions) and Mike Wallace (73 receptions) became the fifth receiving duo in Dolphins history to have 70-plus receptions in the same season:

CONSECUTIVE 1,000-YARD RECEIVING SEASONS, DOLPHINS HISTORY

YEAR	PLAYER	REC	PLAYER	REC
1984	Mark Clayton	73	Mark Duper	71
1985	Tony Nathan	72	Mark Clayton	70
1991	Mark Duper	70	Mark Clayton	70
2010	Brandon Marshall	86	Davone Bess	79
2013	BRIAN HARTLINE	76	MIKE WALLACE	73



OFFENSE NOTES



Wallace

WALLACE'S FIRST SEASON

WR Mike Wallace was very productive in his first season with the Miami Dolphins. His receiving yards (930) and receptions (73) were the third-most by any player in their first season with the Dolphins.

DOLPHINS FIRST-YEAR W/TEAM SINGLE-SEASON RECEIVING LEADERS

RECEPTIONS			RECEIVING YDS		
PLAYER	YR	REC	PLAYER	YR	YDS
1. Brandon Marshall	2010	86	1. Brandon Marshall	2010	1,014
2. Terry Kirby	1993	75	2. Irving Fryar	1993	1,010
3. MIKE WALLACE	2013	73	3. MIKE WALLACE	2013	930
4. Jack Clancy	1966	67	4. Chris Chambers	2001	883
5. Irving Fryar	1993	64	5. Terry Kirby	1993	874

Heading into 2014, Wallace needs 95 receptions and 1,456 receiving yards to surpass WR's Brandon Marshall and Mark Clayton for most receptions and receiving yards respectively for a player through their first two seasons with the team in Dolphins history:

DOLPHINS TWO-YEAR SPAN RECEIVING LEADERS

RECEPTIONS			RECEIVING YDS		
PLAYER	YRS	REC	PLAYER	YRS	YDS
1. Brandon Marshall	2010-11	167	1. Mark Clayton	1984-85	2,385
2. O.J. McDuffie	1998-98	166	2. Mark Duper	1983-84	2,309
3. Davone Bess	2009-10	155	3. Irving Fryar	1993-94	2,280
4. Chris Chambers	2004-05	151	4. Brandon Marshall	2010-11	2,228
5t. Mark Clayton	1988-89	150	5. Mark Clayton	1988-89	2,140
5t. O.J. McDuffie	1996-97	150	6. BRIAN HARTLINE	2012-13	2,099
5t. BRIAN HARTLINE	2012-13	150			

WALLACE AMONG AFC'S BEST

Since WR Mike Wallace entered the NFL in 2009, he is among the AFC's leading wide receiver in receptions (308), receiving yards (4,972), average yards per reception (16.1) and receiving touchdowns (37):

LEADING AFC WIDE RECEIVERS FROM 2009-13

RECEPTIONS			RECEIVING YDS		
PLAYER	TEAMS	REC	PLAYER	TEAMS	YDS
1. Wes Welker	N.E., Den.	522	1. Andre Johnson	Hou.	6,282
2. Andre Johnson	Hou.	441	2. Wes Welker	N.E., Den.	5,897
3. Reggie Wayne	Ind.	430	3. Reggie Wayne	Ind.	5,437
4. Dwayne Bowe	K.C.	316	4. MIKE WALLACE	PIT., MIA.	4,972
5. Davone Bess	Mia., Cle.	309	5. Dwayne Bowe	K.C.	4,384
6. MIKE WALLACE	PIT., MIA.	308			
AVG PER CATCH (MIN. 150 REC)			RECEIVING TDS		
PLAYER	TEAMS	AVG.	PLAYER	TEAMS	TDS
1. Malcolm Floyd	S.D.	17.7	1. MIKE WALLACE	PIT., MIA.	37
2. Torrey Smith	Bal.	17.2	2t. Wes Welker	N.E., Den.	36
3. MIKE WALLACE	PIT., MIA.	16.1	2t. Eric Decker	Den.	33
4. Braylon Edwards	Cle., NYJ	15.8	4. Dwayne Bowe	K.C.	32
5. Kenny Britt	Ten.	15.6	5. Demaryius Thomas	Den.	30

Also since 2009, Wallace has been one of the NFL's biggest deep threats and his 54 catches of 25-plus yards are tied for third-most in the NFL during that time:

LEADING NFL RECEIVERS IN 25+-YARD RECS, 2009-13

PLAYER	TEAM	25+ RECS
1. DeSean Jackson	Phi., Was.	65
2. Calvin Johnson	Det.	63
3t. MIKE WALLACE	PIT., MIA.	54
3t. Andre Johnson	Hou.	54
5. Vincent Jackson	SD, TB	53

WALLACE SETS CAREER HIGH

In 2013, Wallace established a new career high in receptions with 73, besting his previous high by one reception:

MIKE WALLACE MOST RECEPTIONS, SINGLE SEASON

YEAR	REC
2013	73
2011	72
2012	64
2010	60
2009	39

WALLACE TOP RECEIVING GAMES

MIKE WALLACE MOST RECEIVING YARDS, SINGLE GAME

YARDS	OPP	DATE
144	at IND	9/25/11
136	vs. NE	11/14/10
127	vs. CAR	11/24/13
126	vs. SEA	9/18/11
123	at OAK	9/23/12

MIKE WALLACE MOST RECEPTIONS, SINGLE GAME

REC	OPP	DATE
9	at IND	9/15/13
8	vs. NE	11/14/10
8	at BAL	9/11/11
8	vs. SEA	9/18/11
8	at OAK	9/23/12
8	at CIN	10/21/12
7 (seven times, last:)	at NYJ	12/1/13





DEFENSE NOTES



VERNON SACKS OVER TWO YEARS

DE Olivier Vernon's 15.0 sacks over his first two seasons are tied for second overall in team history for most combined sacks by a Dolphins player in his rookie and second season.

Vernon

MOST SACKS BY A DOLPHINS PLAYER IN FIRST TWO NFL SEASONS

PLAYER	YEARS	1ST YR SACKS	2ND YR SACKS	TOT. SACKS
1. Bryan Cox	1991-92	2.0	14.0	16.0
2t. OLIVIER VERNON	2012-13	3.5	11.5	15.0
2t. A.J. Duhe	1977-78	7.0	8.0	15.0
4t. Bill Stanfill	1969-70	8.0	6.0	14.0
4t. Jason Taylor	1997-98	5.0	9.0	14.0

Vernon needs 10.5 sacks in 2014 to surpass DE Adewale Ogunleye for sole possession of most sacks in franchise history for a player through their first three seasons in the NFL:

MOST SACKS BY A DOLPHINS PLAYER IN FIRST THREE NFL SEASONS

PLAYER	YEARS	1ST YR SK	2ND YR SK	3RD YR SK	TOT SK
1. Adewale Ogunleye	2001-03	0.5	9.5	15.0	25.0
2. Jeff Cross	1988-90	0.0	10.0	11.5	21.5
3. Vern Den Herder	1971-73	1.0	10.5	10.0	21.5
4. Bryan Cox	1991-93	2.0	14.0	5.0	21.0
5. Bill Stanfill	1969-71	8.0	6.0	6.5	20.5

VERNON AMONG AFC SACK LEADERS

Vernon's 11.5 sacks in 2013 were tied for third-most in the AFC:

MOST SACKS IN 2013, AFC

PLAYER	TEAM	SACKS
1. Robert Mathis	IND	19.5
2. Mario Williams	BUF	13
3t. Chandler Jones	NE	11.5
3t. OLIVIER VERNON	MIA	11.5
5t. Tamba Hali	KC	11
5t. Justin Houston	KC	11

VERNON PLAYER OF THE WEEK FIRST

Olivier Vernon is the only player in team history to earn recognition as both AFC Defensive and Special Teams Players of the Week honors during their Dolphins career. Vernon was named as the AFC Defensive Player of the Week for Week 13 of the 2013 season for his three-sack and 10-tackle performance at the New York Jets. In 2012, he was honored as the AFC Special Teams Player of the Week following his Week 8 performance when he registered his first career touchdown as he recovered a blocked punt in the endzone and then went on to record his first career field goal block in a 30-9 road victory over the Jets on October 28. No player in team history has captured both the AFC Special Teams and Defensive honors.



Starks

STARKS PICKS

DT Randy Starks recorded the fourth interception of his career when he picked off an Andy Dalton pass at Cincinnati (10/7/12), which is tied for second among active defensive tackles.

MOST INTERCEPTIONS BY AN ACTIVE DEFENSIVE TACKLE

PLAYER	CURRENT TEAM	INT
Kevin Williams	SEA	5
RANDY STARKS	MIA	4
Darnell Dockett	ARI	4
Jonathan Babineaux	ATL	3
Haloti Ngata	BAL	3
Justin Smith	SF	3

STARKS AMONG DT SACK LEADERS

Since Starks joined the Dolphins in 2008, his 26.0 sacks are tied for the sixth-most among defensive tackles in the NFL:

NFL SACK LEADERS AMONG DEFENSIVE TACKLES SINCE 2008

PLAYER	G	TOT	TACK	AST	SKS
1. Justin Smith	94	371	272	99	38.5
2. Geno Atkins	57	137	84	53	29.0
3. Cullen Jenkins	79	160	126	34	28.5
4. Ndamukong Suh	62	185	135	50	27.5
5. Kyle Williams	83	320	205	115	27.0
6t. RANDY STARKS	96	225	173	52	26.0
6t. Kevin Williams	93	228	157	71	26.0

STARKS AN IRONMAN

Since Starks joined the Dolphins in 2008, he has played in all 108 contests. His 108 consecutive games played streak is most among active defensive tackles:

MOST CONSECUTIVE GAMES PLAYED, ACTIVE NFL DEFENSIVE TACKLES

PLAYER	CURRENT TEAM	CONSECUTIVE GAMES STREAK
1. RANDY STARKS	MIAMI	108
2. Kendall Langford	St. Louis	96
3. Barry Cofield	Washington	80
4. Domata Peko	Cincinnati	64
5. EARL MITCHELL	HOUSTON, MIAMI	57





DEFENSE NOTES



Wake

WAKE SACKS

DE Cameron Wake has recorded 51.5 sacks in his career, the fifth-most in the NFL from 2009-13:

MOST SACKS IN NFL, 2009-13

PLAYER	TEAM	SACKS
1. Jared Allen	MIN, CHI	71.0
2. DeMarcus Ware	DAL, DEN	63.5
3. Robert Mathis	IND	57.5
4. Tamba Hali	KC	55.0
5. CAMERON WAKE	MIA	51.5

Wake's 51.5 sacks through his first five seasons with the team are the most in franchise history:

MOST SACKS IN FIRST FIVE SEASONS WITH DOLPHINS

PLAYER	YEARS	TOTAL SACKS
1. CAMERON WAKE	2009-13	51.5
2. Bill Stanfill	1969-73	49.0
3. Trace Armstrong	1995-99	40.0
4t. Vern Den Herder	1971-75	39.5
4t. Jason Taylor	1997-01	39.5

Wake needs 8.0 sacks this season to surpass DE Bill Stanfill for most sacks for a player through their first six seasons with the team in franchise history:

MOST SACKS IN FIRST SIX SEASONS WITH DOLPHINS

PLAYER	YEARS	TOTAL SACKS
1. Bill Stanfill	1969-74	59.0
2. Jason Taylor	1997-02	58.5
3. Trace Armstrong	1995-2000	56.5
4. CAMERON WAKE	2009-13*	51.5
5. Jeff Cross	1988-93	44.0

*Through five seasons

WAKE CLIMBING DOLPHINS RECORD BOOKS

Wake's 51.5 sacks are good for the seventh-most in franchise history:

MIAMI DOLPHINS ALL-TIME CAREER SACK LEADERS

PLAYER	YEARS	TOTAL SACKS
1. Jason Taylor	1997-07, 2009, 2011	131.0
2. Bill Stanfill	1969-76	67.5
3. Doug Betters	1978-87	65.5
4. Vern Den Herder	1971-81	64.0
5. Jeff Cross	1988-95	59.5
6. Trace Armstrong	1995-00	56.5
7. CAMERON WAKE	2009-13	51.5
8t. Bob Baumhower	1977-86	39.5
8t. Kim Bokamper	1977-85	39.5
10. A.J. Duhe	1977-84	38.5

WAKE ALL-TIME UNDRAFTED SACKER

Wake's 51.5 sacks in his career are the most by an undrafted player in team history:

ALL-TIME UNDRAFTED MIAMI DOLPHINS SACK LEADERS

PLAYER	YEARS	TOTAL SACKS
1. CAMERON WAKE	2009-13	51.5
2. Adewale Ogunleye	2001-03	25.0
3. Brian Sochia	1986-91	15.0
4. Jay Williams	2002-04	10.5
5. Chuck Klingbeil	1991-95	7.5

Wake's 51.5 sacks in his career also are the 11th-most by an undrafted player since sacks became an official stat in 1982:

MOST SACKS BY UNDRAFTED PLAYERS IN NFL HISTORY (SINCE 1982)

TEAM	SEASON	TOTAL SACKS
1. Reggie White	1985-00	198.0
2. John Randle	1990-03	137.5
3. William Fuller	1986-98	100.5
4. Lee Williams	1984-93	82.5
5. Adewale Ogunleye	2001-10	67.0
6. James Harrison	2004-13	66.0
7. James Hall	2000-11	63.0
8. Keith Willis	1982-93	59.0
9. Chris Clemons	2004-13	58.0
10. Greg Brown	1981-87	52.5
11. CAMERON WAKE	2009-13	51.5
12. Joseph Nash	1982-96	47.5

TWO-OR-MORE SACKS IN TEAM HISTORY

Wake has nine games with two-or-more sacks, the fourth-most in team history:

MOST CAREER GAMES WITH TWO-OR-MORE SACKS IN DOLPHINS HISTORY

NAME	MULTI-SACK GAMES
1. Jason Taylor	25
2. Trace Armstrong	12
3. Jeff Cross	12
4. CAMERON WAKE	9
5. Doug Betters	8
6. Bryan Cox	7
7. Joey Porter	7

MULTI-SACK WAKE

Wake has recorded 11 multi-sack games in his career:

CAMERON WAKE'S MULTI-SACK GAMES

DATE	OPP	SACKS
9/30/12	at ARI	4.5
10/31/13	vs. CIN	3.0
12/9/12	at SF	3.0
10/17/10	at GB	3.0
9/8/13	at CLE	2.5
10/4/09	vs. BUF	2.5
11/7/10	at BAL	2.0
12/12/10	at NYJ	2.0
10/23/11	vs. DEN	2.0
12/5/10	vs. CLE	1.5
12/2/12	vs. NE	1.5



DEFENSE NOTES



Grimes

GRIMES TIME

CB Brent Grimes' 94-yard interception returned for a touchdown last season vs. Cincinnati (10/31) was the fourth longest in Dolphins history:

LONGEST INTERCEPTION RETURNS IN DOLPHINS HISTORY

YARDS	PLAYER (DATE), QB INTERCEPTED
103t	Louis Oliver (10/4/92 at Buffalo), Jim Kelly
100t	Brock Marion (1/6/02 vs. Buffalo), Travis Brown
96t	Dick Anderson (11/24/68 at Boston), Tom Sherman
94t	BRENT GRIMES (10/31/13 vs. Cincinnati), Andy Dalton
91t	Terrell Buckley (10/13/96 at Buffalo), Jim Kelly

Brent Grimes had four interceptions in his first season with the Dolphins in 2013. That was the fifth-highest total by a free agent that joined Miami:

MOST INTERCEPTIONS BY A FREE AGENT, DOLPHINS HISTORY

YEAR	PLAYER	INT
1966	Willie West	8
2000	Brian Walker	7
1966	Jimmy Warren	5
1979	Neal Colzie	5
2013	BRENT GRIMES	4

GRIMES PICKS SINCE 2009

Despite missing all but one game of the 2012 season, Grimes has posted a total of 16 interceptions during the 2009-13 seasons. His total is tied for the eighth-most by any NFL cornerback during that time span:

INTERCEPTIONS LEADERS AMONG CORNERBACKS, 2009-13

PLAYER	TOTAL
1. Asante Samuel	25
2. DeAngelo Hall	21
3. Richard Sherman	20
4t. Aqib Talib	19
4t. Tramon Williams	19
6t. Tim Jennings	18
6t. Johnathan Joseph	18
8t. BRENT GRIMES	16
3 others tied for 8th	16

GRIMES PASSES DEFENSED SINCE 2009

Also since 2009, Grimes' 67 passes defended are tied for ninth in the NFL despite missing all of 2012:

PASS DEFENSED LEADERS, 2009-13

Player	PD
1. Tramon Williams	84
2. Brandon Carr	81
3t. Brandon Flowers	78
3t. Dominique Rodgers-Cromartie	78
5. Darrelle Revis	76
6. Johnathan Joseph	69
7t. Jabari Greer	68
7t. DeAngelo Hall	68
9t. BRENT GRIMES	67
9t. Joe Haden	67



Ellerbe

ELLERBE INTERCEPTS

LB Dannelle Ellerbe's two interceptions in 2013 marked a career high and were the most by a Dolphins line-backer in a season since Akin Ayodele also had two interceptions in 2008.



Jones

JONES SACKS

S Reshad Jones' 5.5 career sacks are tied for the fourth-most sacks by a defensive back in Dolphins history:

MOST SACKS BY A DEFENSIVE BACK, DOLPHINS HISTORY

PLAYER	YEARS	SACKS
1. Jeremiah Bell	2004-11	11.0
2. Patrick Surtain	1998-04	6.5
3. Liffort Hobley	1987-93	6.0
4t. RESHAD JONES	2010-13	5.5
4t. Jerry Wilson	1996-00	5.5

FINNEGAN RETURNS



Finnegan

Since CB Cortland Finnegan entered the NFL in 2006, he has recorded 18 interceptions. But it's what he does with those interceptions that stands out. His 23.7 average yards per interception return are highest in the NFL since he entered the league in 2006 among active players. Additionally, his four interceptions returned for touchdowns are tied for the fifth-most in the NFL since 2006 among active players:

HIGHEST INTERCEPTION RETURN AVG, ACTIVE PLAYERS, 2006-13 (MIN 18 INTS)

PLAYER	INT	YDS	AVG	LONG	TD
1. CORTLAND FINNEGAN	18	426	23.7	99t	4
2. Richard Marshall	18	405	22.5	73	2
3. Rashean Mathis	18	391	21.7	72t	2
4. Dominique Rodgers-Cromartie	19	409	21.5	99t	5
5. Antrel Rolle	22	465	21.1	57	4

MOST INTERCEPTIONS RETURNED FOR TDS, ACTIVE PLAYERS, 2006-13

PLAYER	INT	YDS	AVG	LONG	TD
1. Charles Woodson	39	581	14.9	62t	9
2. Charles Tillman	27	476	17.6	56	7
3t. Captain Munnerlyn	7	230	32.9	74t	5
3t. Dominique Rodgers-Cromartie	19	409	21.5	99t	5
5t. Darius Butler	11	271	24.6	91t	4
5t. CORTLAND FINNEGAN	18	426	23.7	99t	4
5t. DeAngelo Hall	35	611	17.5	92t	4
5t. Johnathan Joseph	23	420	18.3	52t	4
5t. Antrel Rolle	22	465	21.1	57	4
5t. Aqib Talib	23	348	15.1	59t	4
5t. Josh Wilson	14	281	20.1	75t	4



SPECIAL TEAMS NOTES

SPECIAL TEAMS RANKED HIGHLY

In 2013, for the third consecutive season, the Dolphins' special teams, under the direction of Special Teams Coordinator Darren Rizzi, were rated among the top eight units in the NFL based on the annual *Dallas Morning News* Special Teams rankings. Miami was one of three teams to remain in the top 10 (along with Baltimore and Seattle) in both the 2012 and 2013 rankings. Additionally, over the past three seasons (2011-13), only Miami and Seattle have been ranked by the *Dallas Morning News* in the top ten.

Respected NFL Columnist Rick Gosselin of the *Dallas Morning News* annually compiles a comprehensive review of the NFL's Special Teams Units. The NFL's 32 teams are ranked in 22 kicking game categories and assigned points according to their standing (one for the best through 32 for the worst). The total points are tallied and the teams are then ranked by total points. Below are the Top 10 Special Teams units for the past three seasons according to the *Dallas Morning News*:

DALLAS MORNING NEWS TOP RANKED SPECIAL TEAMS UNITS, 2011-13

2013		2012		2011	
TEAM	POINTS	TEAM	POINTS	Team	Points
New England	229	Minnesota	253.5	San Francisco	225.5
San Francisco	250	Cincinnati	276	MIAMI	230.5
Kansas City	274.5	Baltimore	277	Chicago	241.4
Dallas	294.5	MIAMI	296	Tennessee	258.5
Baltimore	298	Seattle	302	New England	294
St. Louis	300.5	San Diego	305.5	Tampa Bay	298.5
Jacksonville	302	NY Giants	310.5	Seattle	313
MIAMI	321.5	Buffalo	319	New Orleans	313.5
NY Jets	321.5	Chicago	320	NY Jets	320
Seattle	349	Arizona	335	Denver	330.5

The Dolphins, based on compiling the average rank over the past three season rankings, are the top ranked Special Teams Unit in the NFL according to the method used by the *Dallas Morning News*. With an average rank of 4.7, Miami finished 1.3 points higher than the second-place unit of the San Francisco 49ers:

TOP 5 DALLAS MORNING NEWS SPECIAL TEAMS AVG. RANK, 2011-13

TEAM	AVG. RANK
MIAMI	4.7
San Francisco	6.0
New England	6.3
Seattle	7.3
Cincinnati	9.7



STURGIS ROOKIE KICKING RECORDS



Sturgis

K Caleb Sturgis finished 2013 with 26 field goals, the most by a Dolphins rookie in team history:

MOST FIELD GOALS BY A DOLPHIN ROOKIE

FG	PLAYER
26	CALEB STURGIS (2013), 34 att.
22	Fuad Reveiz (1985), 27 att.
21	Uwe von Schamann (1979), 29 att.
21	Dan Carpenter (2008), 25 att.

Caleb Sturgis had 111 points in 2013, the second-most by a Dolphins rookie in team history:

MOST POINTS BY A DOLPHIN ROOKIE

PTS	PLAYER
116	Fuad Reveiz (1985), 50 XPs, 22 Fgs
111	CALEB STURGIS (2013), 33 XPs, 26 FGs
103	Dan Carpenter (2008), 40 XPs, 21 FGs
99	Uwe von Schamann (1979), 36 XPs, 21 FGs

STURGIS GOES LONG

Sturgis connected on three field goals of 50-or-more yards in 2013, tied for the second most in team history in a single season:

MOST 50+ FIELD GOALS IN TEAM HISTORY

50+FG	NAME	SEASON
4	Olindo Mare	2003
4	Dan Carpenter	2010
3	CALEB STURGIS	2013
3	Garo Yepremian	1972
3	Pete Stoyanovich	1991
3	Pete Stoyanovich	1992
3	Olindo Mare	1999

DENNEY SETS RECORD



Denney

LS John Denney has played in all 144 games of his nine-year career with the Dolphins. He passed Jason Taylor for first place in Dolphins history for most consecutive games played in Week 3 of 2013 vs. Atlanta (9/22):

MOST CONSECUTIVE GAMES PLAYED IN DOLPHINS HISTORY

PLAYER	CONSECUTIVE GAMES PLAYED	STREAK
1. JOHN DENNEY	144*	1ST IN 2005 THROUGH 16TH IN 2013
2. Jason Taylor	130	15th in 1999 through 16th in 2007
3. Jim Langer	128	10th in 1970 through 9th in 1979
4. Garo Yepremian	127	2nd in 1970 through 16th in 1978
5. Bob Baumhower	125	1st in 1977 through 14th in 1984

* active



SPECIAL TEAMS NOTES



Fields

FIELDS IS DOLPHINS LEADER

P Brandon Fields has established himself as one of the most productive punters in NFL history. His 46.8 average yards per punt ranks third all-time for highest average:

NFL'S ALL-TIME CAREER GROSS PUNTING AVERAGE LEADERS

PLAYER	TEAM	YEARS	GMS	PUNTS	YARDS	AVG.
1. Shane Lechler	Oak., Hou.	2000-13	222	1,102	52,404	47.6
2. Thomas Morstead	N.O.	2009-13	80	296	13,936	47.1
3. BRANDON FIELDS	MIA.	2007-13	112	536	25,092	46.8
4. Andy Lee	S.F.	2004-13	160	869	40,099	46.1
5. Britton Colquitt	Den.	2010-13	64	319	14,616	45.8

Fields' 46.8 yard average and 39.3 net average are the highest career averages in team history:

HIGHEST PUNTING AVERAGE, TEAM HISTORY

PLAYER	YEARS	AVG.
1. BRANDON FIELDS	2007-13	46.8
2. Reggie Roby	1983-92	43.3
3. Matt Turk	2000-04	41.0

HIGHEST NET PUNTING AVERAGE, TEAM HISTORY

PLAYER	YEARS	AVG.
1. BRANDON FIELDS	2007-13	39.3
2. Matt Turk	2000-04	36.5
3. Reggie Roby	1983-92	36.1

FIELDS' BIG LEG

Fields has recorded a punting average of 48.8 yards or greater in the past three seasons. He is one of only two players (Shane Lechler) in NFL history to record three such seasons and needs one more season with a 48.8 punting yards average to be tied for the most all-time. There have been 13 times that a player has recorded a 48.8 punting yards average or more:

48.8-OR-MORE PUNTING YARDS AVG. SEASONS

PLAYER	SEASON/TEAM	G	PUNT	YDS	AVG
Shane Lechler	2009 Oak	16	96	4,909	51.1
Shane Lechler	2011 Oak	16	78	3,960	50.8
Shane Lechler	2007 Oak	16	73	3,585	49.1
Shane Lechler	2008 Oak	16	90	4,391	48.8
BRANDON FIELDS	2012 Mia	16	74	3,715	50.2
BRANDON FIELDS	2011 Mia	16	78	3,810	48.8
BRANDON FIELDS	2013 Mia	16	85	4,150	48.8
Sammy Baugh	1940 Was	11	35	1,799	51.4
Andy Lee	2011 SF	16	78	3,970	50.9
Thomas Morstead	2012 NO	16	74	3,707	50.1
Donnie Jones	2008 StL	16	82	4,100	50.0
Marquette King	2013 Oak	16	84	4,107	48.9
Yale Lary	1963 Det	10	35	1,713	48.9



Wilson

BLOCKED PUNTS

S Jimmy Wilson blocked his third career punt at Pittsburgh (12/13) in Week 13 of the 2013 season. He blocked his second career punt at the New York Jets (10/28/12) and first vs. Philadelphia (12/11/11).

MOST BLOCKED PUNTS, TEAM HISTORY

NO	PLAYER	YEARS
3	JIMMY WILSON	2011-13
3	Tim Foley	1970-80
2	Curtis Johnson	1970-78
2	William Judson	1982-89
2	Marc Logan	1989-91





2014 MIAMI DOLPHINS REGULAR SEASON SCHEDULE NOTES GAMES 1-8

Date	Opponent	Notes
Sept. 7	New England	<ul style="list-style-type: none"> - The Last Time vs. New England – Miami 24, New England 20. December 15, 2013 - The Series – Miami 50, New England 44 - Miami snapped a seven-game series losing streak with their 24-20 victory over New England in Week 15 last season - Miami holds a 33-14 home record vs. New England in the series history.
Sept. 14 at	Buffalo	<ul style="list-style-type: none"> - The Last Time at Buffalo – Buffalo 19, Miami 0. December 22, 2013 - The Series – Miami 56, Buffalo 39 (1 tie) - Miami holds a 25-23 record at Buffalo in the series history.
Sept. 21	Kansas City	<ul style="list-style-type: none"> - The Last Time vs. Kansas City in Miami – at Miami 13, Kansas City 10. November 12, 2006 - The Last Time vs. Kansas City – Miami 31, at Kansas City 3. November 11, 2006 - The Series – Miami 16, Kansas City 12 (including playoffs) - The Dolphins currently hold a three-game winning streak over the Chiefs with Kansas City's last victory over Miami coming on a 30-20 win on October 21, 2005 in South Florida - The Dolphins haven't played the Chiefs at home since the 2006 NFL season. The Chiefs and Colts (last played in Miami in 2009) are the only two AFC teams the Dolphins haven't played at home this decade
Sept. 28 at	Oakland (London, England)	<ul style="list-style-type: none"> - The Last Time at Oakland – Miami 33, at Oakland 17. November 28, 2010 - The Last Time vs. Oakland – at Miami 35, Oakland 13. September 16, 2012 - The Last Time in London, England – N.Y. Giants 13, at Miami 10. October 28, 2007 - The Series – Oakland 19, Miami 16 (1 Tie) (including playoffs) - The Dolphins have won four consecutive matchups and 10 of the 12 previous matchups with the Raiders dating back to 1997
Oct. 12	Green Bay	<ul style="list-style-type: none"> - The Last Time vs. Green Bay in Miami – Green Bay 34, at Miami 24. October 22, 2006 - The Last Time vs. Green Bay – Miami 23, at Green Bay 20 (OT). October 17, 2010 - The Series – Miami 10, Green Bay 3 - The Dolphins all-time winning percentage against the Packers (76.9%) is the best for any team against Green Bay
Oct. 19 at	Chicago	<ul style="list-style-type: none"> - The Last Time at Chicago – at Chicago 13, Miami 31. November 6, 2006 - The Last Time vs. Chicago – Chicago 16, at Miami 0. November 18, 2010 - The Series – Miami 7, Chicago 4 - The winning margin for six of the seven Dolphins all-time wins against the Bears has been 14 points or greater
Oct. 26 at	Jacksonville	<ul style="list-style-type: none"> - The Last Time at Jacksonville – Miami 14, at Jacksonville 10. December 13, 2009 - The Last Time vs. Jacksonville in Miami – at Miami 24, Jacksonville 3. December 16, 2012 - The Series – Miami 3, Jacksonville 3 (including playoffs) - The Dolphins have won three of their past four matchups against the Jaguars
Nov. 2	San Diego	<ul style="list-style-type: none"> - The Last Time vs. San Diego – at Miami 20, San Diego 16. November 17, 2013 - The Series – Miami 15, San Diego 14 (including playoffs) - The Dolphins snapped a two-game winless streak against the Chargers in 2013 with a 20-16 victory at Sun Life Stadium. - Miami has won eight of the last 10 games played between the two teams. - The Dolphins are hosting San Diego at home in consecutive regular seasons for the first time in the history of the series



2014 MIAMI DOLPHINS REGULAR SEASON SCHEDULE NOTES GAMES 9-16

Date	Opponent	Notes
Nov. 9	at Detroit	<ul style="list-style-type: none"> - The Last Time at Detroit – Miami 27, at Detroit 10. November 23, 2006 - The Last Time vs. Detroit – Detroit 34, at Miami 27. December 26, 2010 - The Series – Miami 7, Detroit 3 - The Dolphins have scored 20 or more points in nine of their 10 all-time matchups against the Lions
Nov. 13	Buffalo	<ul style="list-style-type: none"> - Miami holds a 31-16-1 home record against Buffalo in the series history - Miami last faced Buffalo on a Thursday game on Nov. 15, 2012 and fell 19-14 in Buffalo - Miami holds a 10-6 record in games played on a Thursday and are 4-2 at home, including a 22-20 victory last season vs. Cincinnati on Oct. 31
Nov. 23	at Denver	<ul style="list-style-type: none"> - The Last Time at Denver – Miami 26, at Denver 17. November 2, 2008 - The Last Time vs. Denver – Denver 18, at Miami 15 (OT). October 23, 2011 - The Series – Miami 11, Denver 5 (1 Tie) (including playoffs) - The Dolphins have held the Broncos to 20 points or less in the past four meetings between the two teams
Dec. 1	at New York Jets	<ul style="list-style-type: none"> - The Last Time at New York Jets – Miami 23, at New York Jets 3. December 1, 2013 - The Last Time vs. New York – New York Jets 20, at Miami 7. December 29, 2013 - The Series – New York Jets 50, Miami 45 (1 tie) - Miami holds a 40-38 record on Monday Night Football.
Dec. 7	Baltimore	<ul style="list-style-type: none"> - The Last Time vs. Baltimore in Miami – Baltimore 26, Miami 23. October 6, 2013 - The Series – Baltimore 6, Miami 5 (including playoffs) - The Dolphins' previous two wins against the Ravens (2003, 2007) have been overtime victories
Dec. 14	at New England	<ul style="list-style-type: none"> - Miami holds a 17-30 record at New England in the series history - The Last Time at New England - New England 27, Miami 17. October 27, 2013
Dec. 21	Minnesota	<ul style="list-style-type: none"> - The Last Time vs. Minnesota in Miami – at Miami 24, Minnesota 20. November 19, 2006 - The Last Time vs. Minnesota – Miami 14, at Minnesota 10. September 19, 2010 - The Series – Miami 7, Minnesota 4 (including Super Bowl VIII) - The Vikings have started six different quarterbacks in 10 all-time matchups against the Dolphins. Two have won the Super Bowl as starting quarterbacks (Brett Favre, Brad Johnson), two are enshrined in the Pro Football Hall of Fame (Fran Tarkenton, Warren Moon), four have led the league in passing yards in a season (Daunte Culpepper, Favre, Moon, Tarkenton) and all six have made at least one Pro Bowl team (Tommy Kramer, Favre, Johnson, Culpepper, Moon, Tarkenton)
Dec. 28	New York Jets	<ul style="list-style-type: none"> - Miami holds a 24-23-1 record against the New York Jets at home - Miami will face the New York Jets at home in the final week of the regular season in consecutive seasons for the first time since the 1979-80 seasons





DOLPHINS RECORD BOOK

DOLPHINS COACHING RECORDS

HEAD COACH	YEARS	W	L	T	PCT.
George Wilson	1966-69	15	39	2	.278
Don Shula	1970-95	274	147	2	.648
Jimmy Johnson	1996-99	38	31	0	.551
Dave Wannstedt	2000-04	43	33	0	.566
Jim Bates	2004	3	4	0	.429
Nick Saban	2005-06	15	17	0	.469
Cam Cameron	2007	1	15	0	.063
Tony Sparano	2008-11	29	33	0	.468
Todd Bowles	2011	2	1	0	.667
JOE PHILBIN	2012-13	15	17	0	.469



Hall of Fame Head Coach Don Shula patrols the sideline against the Buffalo Bills on Sept. 13, 1976

NFL RECORDS HELD BY DOLPHINS

Most Seasons Leading NFL in Attempts

5 Dan Marino (1984, 1986, 1988, 1992, 1997)

Most Seasons Leading NFL in Completions

6 Dan Marino (1984-86, 1988, 1992, 1997)

Most Consecutive Seasons Leading NFL in Completions

3 Dan Marino (1984-86); tied with George Blanda (Hou., 1963-65)

Most Seasons Leading NFL in Passing Yards Gained

5 Dan Marino (1984-86, 1988, 1992); tied with Sonny Jurgensen (Phi. 1961-62, Was. 1966-67, 1969)

Most Games, 400 or More Yards Passing in a Career

13 Dan Marino (1983-99)

Most Games, 400 or More Yards Passin in a Season

4 Dan Marino (1984); tied with Peyton Manning (Den. 2013)

Most Consecutive Games, 400 or More Yards Passing

2 Dan Marino (1984); tied with six others

Most Interceptions in a Game

4 Dick Anderson (Miami vs. Pittsburgh, Dec. 3, 1973); tied with 12 others

Most Interceptions Returned for a Touchdown in a Game

2 Dick Anderson (Miami vs. Pittsburgh, Dec. 3, 1973) and Mike Kozlowski (Miami vs. N.Y. Jets, Dec. 16, 1983); tied with 29 others

Most Kickoffs Returned for a Touchdown in a Game

2 Ted Ginn Jr. (Miami vs. N.Y. Jets, Nov. 1, 2009); tied with 9 others

Most Combined Returns for a Touchdown in a game

2 Ted Ginn Jr. (Miami vs. N.Y. Jets, Nov. 1, 2009); tied with 33 others

Most Career Fumbles Returned for a Touchdown

6 Jason Taylor (Miami, 1997-2007; Was., 2008; Miami, 2009; N.Y. Jets, 2010; Miami, 2011)

Most Consecutive Home Wins by a Team

27 Miami (1971-74)

Most Two-Point Conversions in a Season

Miami 6 (1994); tied with Minnesota (1997)

Most Seasons Leading NFL in Fewest Times Sacked

10 Miami (1973, 1982-90)

Most Consecutive Seasons Leading NFL in Fewest Times Sacked

9 Miami (1982-1990)

Fewest Times Sacked in a Season

7 Miami (1988)

Most Seasons Leading NFL in Fewest Penalties

13 Miami (1968, 1976-84, 1986, 1990-91)

Most Consecutive Seasons Leading NFL in Fewest Penalties

9 Miami (1976-1984)

Most Seasons Leading NFL in Fewest Yards Penalized

14 Miami (1967-68, 1973, 1977-84, 1990-91, 2010)

Most Consecutive Seasons Leading NFL in Fewest Yards Penalized

8 Miami (1977-84)



Hall of Fame Quarterback Dan Marino



2013 NFL STANDINGS

AMERICAN FOOTBALL CONFERENCE

East Division

Team	W	L	T	Pct	PF	PA	Home	Away	Conf	Div	Streak
y-New England Patriots	12	4	0	.750	444	338	8-0-0	4-4-0	9-3-0	4-2-0	Won 2
New York Jets	8	8	0	.500	290	387	6-2-0	2-6-0	5-7-0	3-3-0	Won 2
MIAMI DOLPHINS	8	8	0	.500	317	335	4-4-0	4-4-0	7-5-0	2-4-0	LOST 2
Buffalo Bills	6	10	0	.375	339	388	4-4-0	2-6-0	5-7-0	3-3-0	Lost 1

North Division

Team	W	L	T	Pct	PF	PA	Home	Away	Conf	Div	Streak
y-Cincinnati Bengals	11	5	0	.688	430	305	8-0-0	3-5-0	8-4-0	3-3-0	Won 2
Pittsburgh Steelers	8	8	0	.500	379	370	5-3-0	3-5-0	6-6-0	4-2-0	Won 3
Baltimore Ravens	8	8	0	.500	320	352	6-2-0	2-6-0	6-6-0	3-3-0	Lost 2
Cleveland Browns	4	12	0	.250	308	406	3-5-0	1-7-0	3-9-0	2-4-0	Lost 7

South Division

Team	W	L	T	Pct	PF	PA	Home	Away	Conf	Div	Streak
y-Indianapolis Colts	11	5	0	.688	391	336	6-2-0	5-3-0	9-3-0	6-0-0	Won 3
Tennessee Titans	7	9	0	.438	362	381	3-5-0	4-4-0	6-6-0	2-4-0	Won 2
Jacksonville Jaguars	4	12	0	.250	247	449	1-7-0	3-5-0	4-8-0	3-3-0	Lost 3
Houston Texans	2	14	0	.125	276	428	1-7-0	1-7-0	2-10-0	1-5-0	Lost 14

West Division

Team	W	L	T	Pct	PF	PA	Home	Away	Conf	Div	Streak
z-Denver Broncos	13	3	0	.813	606	399	7-1-0	6-2-0	9-3-0	5-1-0	Won 2
x-Kansas City Chiefs	11	5	0	.688	430	305	5-3-0	6-2-0	7-5-0	2-4-0	Lost 2
x-San Diego Chargers	9	7	0	.563	396	348	5-3-0	4-4-0	6-6-0	4-2-0	Won 4
Oakland Raiders	4	12	0	.250	322	453	3-5-0	1-7-0	4-8-0	1-5-0	Lost 6

NATIONAL FOOTBALL CONFERENCE

East Division

Team	W	L	T	Pct	PF	PA	Home	Away	Conf	Div	Streak
y-Philadelphia Eagles	10	6	0	.625	442	382	4-4-0	6-2-0	9-3-0	4-2-0	Won 2
Dallas Cowboys	8	8	0	.500	439	432	5-3-0	3-5-0	7-5-0	5-1-0	Lost 1
New York Giants	7	9	0	.438	294	383	4-4-0	3-5-0	6-6-0	3-3-0	Won 2
Washington Redskins	3	13	0	.188	334	478	2-6-0	1-7-0	1-11-0	0-6-0	Lost 8

North Division

Team	W	L	T	Pct	PF	PA	Home	Away	Conf	Div	Streak
y-Green Bay Packers	8	7	1	.531	417	428	4-3-1	4-4-0	6-5-1	3-2-1	Won 1
Chicago Bears	8	8	0	.500	445	478	5-3-0	3-5-0	4-8-0	2-4-0	Lost 2
Detroit Lions	7	9	0	.438	395	376	4-4-0	3-5-0	6-6-0	4-2-0	Lost 4
Minnesota Vikings	5	10	1	.344	391	480	5-3-0	0-7-1	4-7-1	2-3-1	Won 1

South Division

Team	W	L	T	Pct	PF	PA	Home	Away	Conf	Div	Streak
y-Carolina Panthers	12	4	0	.750	366	241	7-1-0	5-3-0	9-3-0	5-1-0	Won 3
x-New Orleans Saints	11	5	0	.688	414	304	8-0-0	3-5-0	9-3-0	5-1-0	Won 1
Atlanta Falcons	4	12	0	.250	353	443	3-5-0	1-7-0	3-9-0	1-5-0	Lost 2
Tampa Bay Buccaneers	4	12	0	.250	288	389	3-5-0	1-7-0	2-10-0	1-5-0	Lost 3

West Division

Team	W	L	T	Pct	PF	PA	Home	Away	Conf	Div	Streak
z-Seattle Seahawks	13	3	0	.813	417	231	7-1-0	6-2-0	10-2-0	4-2-0	Won 1
x-San Francisco 49ers	12	4	0	.750	406	272	6-2-0	6-2-0	9-3-0	5-1-0	Won 6
Arizona Cardinals	10	6	0	.625	379	324	6-2-0	4-4-0	6-6-0	2-4-0	Lost 1
St. Louis Rams	7	9	0	.438	348	364	5-3-0	2-6-0	4-8-0	1-5-0	Lost 1



SUN LIFE STADIUM MODERNIZATION PLAN

SUN LIFE STADIUM MODERNIZATION PLAN APPROVED BY MIAMI-DADE COUNTY COMMISSION



The modernization of Sun Life Stadium is ready to move forward.

The Miami-Dade County Commission on Tuesday, June 17 approved Mayor Carlos Gimenez's plan for bonus payments to the Miami Dolphins for hosting marquee events in exchange for Dolphins Owner Stephen Ross being financially responsible for the \$350 million renovation of the stadium without county assistance.

"I want to thank the Board of County Commissioners and Mayor Gimenez for approving this unique and creative plan to bring Super Bowls and other marquee events to Miami-Dade County," Ross said in a statement. "We have one of the world's most aspirational cities and, as such, deserve a stadium that will provide significant economic impact to Miami-Dade County. This will not only secure the future of the Dolphins, but will ensure that Miami has one of the world's best venues to host events of this magnitude going forward."

The resolution, which was co-sponsored by District Commissioner Barbara Jordan, was approved around 1 p.m. on Tuesday after approximately 1 hour and 45 minutes of discussion.

"I'm just excited that we can break ground and get started on creating a world-class facility for a world-class community," said Dolphins President & CEO Tom Garfinkel. "Now the hard work really begins. We've got to get the renovation plans finalized, start construction and get it done."

Garfinkel spoke before the county commission and the Dolphins delegation in downtown Miami, which included Pro Football Hall of Famers Dan Marino and Larry Little, along with former Dolphins greats Jason Taylor, Dick Anderson and Nat Moore.

Taylor said it was important for former players to show their support.

"We are the Miami Dolphins," Taylor said. "All the former players, guys that live in this community still and make this home, we are the Miami Dolphins. It's not just an owner or the players or the staff, it's all of us included and it's important for us to come out and support and do what we can to help. There's plenty of politicians and lobbyists and all that that do the dirty work. We lend a hand where we can."

As Marino pointed out, he played in the first-ever game at Sun Life Stadium back in the 1987 preseason, and he's thrilled it's about to get a facelift.

"I think it's great for the community," Marino said after the vote. "I'm a Dolphins fan. It's part of my life, playing there so many years. I'm excited that it's going to be around and get a new look."

With the agreement with Miami-Dade County in place, Garfinkel said the Dolphins intend to bid next spring for the next available Super Bowl, SB LIII to crown a champion in the 2018 season.

"That was part of the intent of trying to get it done," Garfinkel said. "We want to bring in as many marquee events as we can as soon as we can."

Garfinkel said the modernization of the stadium would be done in two stages, with the goal to have all of the work done before the start of the 2016 season.

The new deal was reached under what was termed a Performance-Based Marquee Event Grant Agreement.

The agreement, which is designed to help bring marquee events such as Super Bowls, college football championships, college football semifinals, World Cup soccer matches as well as other international soccer events, is for a period of 20 years.



MIAMI DOLPHINS START STADIUM MODERNIZATION

A HOST OF IMPROVEMENTS IS EXPECTED TO BE COMPLETE BY THE START OF THE 2016 FOOTBALL SEASON

On June 28, 2014, the Miami Dolphins commenced work on the modernization of Sun Life Stadium. The multi-year construction project officially began following a successful vote before the Miami-Dade Board of County Commissioners on June 17, 2014. The project, which will encompass a host of improvements, including all new seats, a shade canopy, new video boards, and concourse and concession improvements, is expected to be complete by the start of the 2016 football season. Upon completion, Sun Life Stadium will be a best-in-class facility capable of attracting world-class events to South Florida for the next 25 years.

"Today is an exciting day for the Miami Dolphins and South Florida as we mark the beginning of our comprehensive stadium modernization project," said Tom Garfinkel, President & Chief Executive Officer of the Miami Dolphins and Sun Life Stadium. "Once complete, the stadium will serve as a global destination that will bring a diverse set of world-class events and significant economic benefits to Miami-Dade County."





2014 MIAMI DOLPHINS ROOKIES IN THE COMMUNITY THIS OFF-SEASON

ROOKIE REBUILD

The Miami Dolphins rookie class is committed to serving the South Florida community, and that promise was brought to fruition on Wednesday, May 14, 2014, when the players participated in a Rebuilding Together project. Players assisted with landscaping and removing debris at the home of military veteran Roger Carter, who was in need of home improvements after it became a challenge for him to take care of the property himself.

At the front of the house, rookies raked, planted flowers and mulched to beautify the exterior. Around the house, groups cleaned up various debris -- including an old boat -- loaded it all into a large dumpster.



TE Arthur Lynch plants flowers at the home of military veteran Roger Carter

"It shouldn't have to be a requirement, people should just want to do it, especially considering the situation that we're in as athletes, whether you're undrafted or in the first-round. ... We want to help people that can't necessarily help themselves, who are less fortunate. I think that's kind of been the coolest thing I've been a part of since I've been here." -- Fifth-round pick TE Arthur Lynch



G Billy Turner helping to landscape military veteran Roger Carter's home

"Coming from the Minneapolis area and seeing people in poverty, seeing people struggling and what not throughout different parts of the country and finally being in a position at this stage of my life where I'm in a big organization and able to help out, it's a good feeling. It warms your heart knowing you're helping so many people around the area."

--Third-round pick OL Billy Turner

MIAMI NORLAND MIDDLE SCHOOL VISIT



DE Terrence Fede teaching drills to Miami Norland student

The Miami Dolphins rookie class on Wednesday, May 21, 2014, participated in a team community service project at Norland Middle School in Miami. The rookies visited classrooms to stress the importance of education and a spirit of continuous learning. Sharing stories from their childhood classrooms went a long way not only for the students, but in creating a bond among the players as well.

The impression made on the kids was not lost on the players. The students listened intently as the players addressed the classroom, giving them advice in life and answering questions. The players then went outside where Dolphins special teams and youth programs set up a Gatorade Junior Training Camp. The rookies helped facilitate field activities including Combine drills, relay races and a 40-yard dash to emphasize health and fitness.



OT Ja'Wuan James and LB Jordan Tripp lead a cheer with Miami Norland students

"It builds a lot of camaraderie because we get to be around each other outside of the facility and outside of the hotel. Going out and doing things like that, being together, not thinking all about football, just getting to know each other more and to be able to interact." -- First-round pick OT Ja'Wuan James



2014 MIAMI DOLPHINS ROOKIE CLASS AND GM DENNIS HICKEY TEAM FOR SPECIAL OLYMPICS EVENT



General Manager Dennis Hickey talks to Special Olympics athletes during warmups



Miami Dolphins rookie class huddling up Special Olympics athletes

The Miami Dolphins rookie class, along with General Manager Dennis Hickey, on Monday, June 16, 2014, coached, refereed and ran a fun fitness circuit for Special Olympics athletes at University School's Gloria Dei field. Hickey said, "I think the athletes are having as much fun as the (Special Olympics) athletes out here, and they are doing a great job with them and it's a lot of fun." He continued, "It's important for us and it's been an emphasis for the Dolphins to be giving back to our community and being involved and making an impact. Our guys have done a great job with that this off-season and we look forward to continuing that."

All of the rookies at the time were in attendance to coach the Special Olympics athletes in a game of flag football. Dolphins first-round draft pick Ja'Wuan James spoke on his experience saying, "This was my first time working with the Special Olympics group and it was fun, and it's great just being out here and coming out here with all the other rookies and just having a good time." He continued, "Seeing the smiles on everyone's faces, being excited and us celebrating with them -- it was pretty cool."

About 45 Special Olympics athletes ranging from teens to young adults enjoyed a day filled with sunshine and football. Dolphins second-round draft pick Jarvis Landry said of his experience, "It means the world to see the character of these guys in the situation they are in and be able to show support to these athletes and give back. I think that's the biggest thing and the biggest factor right now, and I can't say enough about the Dolphins organization."

"I think the stronger relationships you have off the field, the stronger you will be on the field. I was talking to a lot of the guys about that. We develop a brotherhood and relationship off the field, and it's not like you're just playing with another guy next to you, that's your brother, that's your good friend. You know them more than just the football player and you know what they're thinking, and you know how they're going to react. So when you go onto the field with them, it's not, 'Oh, that's just the next linebacker beside me, it's actually my really good friend.' So the stronger you are off the field, I believe the stronger you become on the field."
--Fifth-round pick LB Jordan Tripp



Miami Dolphins fifth-round pick Jordan Tripp cheering on a Special Olympics athlete during drills



Miami Dolphins rookie class, General Manager Dennis Hickey and Special Olympics athletes take a group photo at the end of the event



DOLPHINS ON THE AIR THIS SEASON

CEFALO, GRIESE AND ROSE RETURN TO THE BOOTH IN 2014

WBGG (105.9 FM) and WINZ (940 AM) are in their fifth year as the flagship stations for the Miami Dolphins Radio Network.

On March 1, 2010, the Dolphins announced a multi-year radio broadcast rights partnership with Clear Channel Communications that resulted in WBGG-FM (Big 105.9) and WINZ-AM (940 – The Sports Animal) being the Dolphins flagship stations. All Dolphin preseason, regular season and playoff games are broadcast exclusively in South Florida on those two outlets and throughout South and Central Florida on the Miami Dolphins Radio Network.

In addition to the game broadcasts, a two-hour pregame and a two-hour postgame show rounds out “Dolphins Game Day Live” coverage on WBGG, WINZ, The Miami Dolphins Radio Network, Dolphins.com, FanVision, the In-Stadium Television Network, the Dolphins Television Network and the Dolphins mobile app.

In July 2014, the Dolphins announced a multi-year extension of their partnership with Univision Radio in Miami to be the Spanish language flagship station of the Miami Dolphins. Univision Radio’s WQBA-AM (1140 AM) and the Miami Dolphins Spanish Radio Network broadcast every preseason, regular season and post-season Dolphins game. This season marks the 33rd consecutive year that Dolphins games will be broadcast in Spanish.



In 2014, Joe Rose, Bob Griese and, Jimmy Cefalo return to the Dolphins’ radio team.

Jimmy Cefalo begins his 10th season as part of the Dolphins’ radio team, and is certainly well known as both a broadcaster and a former Dolphins player. For many years he served as the sports anchor for WPLG-TV (Channel 10), first joining that station in October of 1992 as the host of “Sports Monday.” Since then he became the sports anchor for Local 10 News Monday through Friday and anchored the station’s popular “Sports Jam Live,” which aired on Sunday nights.

Prior to his broadcasting career, Cefalo played seven seasons with the Dolphins (1978-84) as a wide receiver, and finished with 93 catches for 1,739 yards and 13 touchdowns. His best season came in 1981, when he caught 29 passes for 631 yards (21.8 yards per catch) and three touchdowns. He also was a member of two Dolphins Super Bowl teams, and in Super Bowl XVII against the Washington Redskins, he caught a 76-yard touchdown pass from David Woodley, which at the time was the second-longest reception in Super Bowl history. Cefalo originally joined the Dolphins as a third-round draft choice in 1978 following a stellar collegiate career at Penn State.

Joe Rose again joins Cefalo on the team’s radio broadcasts, and like Cefalo, he built a broadcast career after his playing days ended. He is in his ninth season as a Dolphins radio analyst and also serves as the sports director for WTVJ-TV (Channel 6), joining that station in 1992. In past years he has hosted “The Coaches Show” on that outlet and is featured on the station’s successful “Sunday Sports Final” as well. Along with his television work, Rose is well known locally for his popular 6-10 a.m. weekday show on WQAM.

Rose was a Dolphins tight end from 1980-85, and in that time caught 112 passes for 1,493 yards and 13 touchdowns. He had his best year in 1983, when he had 29 catches for 345 yards and three touchdowns. He is best known for catching Dan Marino’s first regular season touchdown pass, a six-yard reception on September 19, 1983 in Los Angeles versus the Raiders. Rose originally was a seventh-round draft pick of the Dolphins in 1980 after playing at the University of California.

Joining Rose and Cefalo in the booth for the regular season is former Dolphins great and Pro Football Hall of Fame member Bob Griese, who is in his fourth year as a member of Miami’s radio team after a long tenure on ABC and ESPN’s broadcast teams for college football.

On the Spanish broadcasts, Raul Striker, Jr. returns for his ninth season. In addition to those duties, he is well known for his extensive sports reporting on Spanish radio and television outlets in South Florida. Roly Martin will be joining him in the booth to assist in calling games.

2014 MIAMI DOLPHINS RADIO NETWORKS

LOCATION	NETWORK	LOCATION	NETWORK
Belle Glade	WSVN 900 AM	Miami	WINZ 940 AM
Florida Keys	WKWF 1600 AM	Miami	WQBA 1140 AM (Spanish)
Fort Lauderdale	WBGG 105.9 FM	Orlando	ESPN 580 AM
Fort Lauderdale	WINZ 940 AM	Stuart	WCZR 101.7 FM
Fort Lauderdale	WQBA 1140 AM (Spanish)	Vero Beach	WCZR 101.7 FM
Fort Myers/Naples	WRXK 96 K-Rock FM	West Palm Beach	WZZR 94.3 FM
Fort Pierce	WCZR 101.7 FM	West Palm Beach	WRLX 92.1 FM (Spanish)
Miami	WBGG 105.9 FM		



Raul Striker



Roly Martin



MIAMI DOLPHINS MEDIA WORKROOM ACCESS PARKING INFORMATION FOR THE 2014 SEASON

As a reminder, the workroom for accredited media covering the Miami Dolphins is located behind the Dolphins Pro Shop at the Doctors Hospital Training Facility at Nova Southeastern University. Access to the media workroom is granted by the Communications Staff to members of the media upon their arrival at training camp.

Parking passes are distributed by the Communications Department. The passes need to be clearly displayed to gain entry into the media parking areas. Media parking is available at the Nova Southeastern University Medical School garage (HPD Garage), which is next to the Dolphins Pro Shop, and located near the intersection of University Drive and S.W. 30th Street, between Griffin Road and I-595. Access to this garage is off University Drive and S.W. 30th Street. In the event the HPD Garage is full, the overflow media parking will be in the AUX Parking Lot next to the NOVA Softball fields.

PLEASE NOTE – ALL MEDIA ARE ASKED TO PARK ON THE SECOND FLOOR OF THE HPD GARAGE. PARKING ON THE FIRST FLOOR IS RESERVED FOR NOVA PATIENTS ONLY. THE GARAGE WILL BE MONITORED BY NOVA AND THOSE WHO PARK ON THE FIRST FLOOR WILL BE TICKETED.

PLEASE PREARRANGE ALL LIVE TRUCK PARKING through the Miami Dolphins Communications Department.

DIRECTIONS TO DOCTORS HOSPITAL TRAINING FACILITY AT NOVA SOUTHEASTERN UNIVERSITY

FROM I-95 OR FLORIDA'S TURNPIKE

Exit at I-595; proceed west to University Drive exit
Turn left (south) onto University Drive
Proceed to S.W. 30th Street (Abe Fischler Blvd.) turn left (east)
Proceed past the Miami Dolphins facility to Ray Ferrero Jr. Blvd.
Turn right and parking facility will be on your right.

UNIVERSITY DRIVE

From north of I-595
Take University Drive south past I-595 to S.W. 30th Street (Abe Fischler Blvd.) turn left (east).
Proceed past the Miami Dolphins facility to Ray Ferrero Jr. Blvd.
Turn right and parking facility will be on your right.

FROM SOUTH OF GRIFFIN ROAD

Take University Drive north past Griffin Road to S.W. 30th Street (Abe Fischler Blvd.) turn right (east)
Proceed past the Miami Dolphins facility to Ray Ferrero Jr. Blvd.
Turn right and parking facility will be on your right.



2014 MIAMI DOLPHINS TRANSACTIONS

<u>DATE</u>	<u>POS.</u>	<u>PLAYER/COACH</u>	<u>TRANSACTION</u>
Jan. 6		Mike Sherman	Relieved of Duties as Offensive Coordinator
Jan. 7		Jeff Ireland	Mutually agreed to part ways
Jan. 15		Bill Lazor	Named Offensive Coordinator
Jan. 21		Mark Duffner	Named Linebackers Coach
Jan. 26		Dennis Hickey	Named General Manager
Jan. 29		Brian Gaine	Mutually agreed to part ways
		John Benton	Named Assistant Offensive Line Coach
Feb. 2		Richie Incognito	Suspension lifted
Feb. 7	DT	Isaako Aaitui	Signed to futures contract
	RB	Cameron Marshall	Signed to futures contract
	TE	Kyle Miller	Signed to futures contract
	TE/FB	Emmanuel Ogbuehi	Signed to futures contract
	OL	Michael Ola	Signed to futures contract
	WR	Ryan Spadola	Signed to futures contract
	T	Jason Weaver	Signed to futures contract
Feb. 19		Jim Turner	Relieved of Duties
		Kevin O'Neill	Relieved of Duties
March 1		John Benton	Promoted to Offensive Line Coach
		Jack Bicknell Jr.	Named Assistant Offensive Line Coach
March 3	CB	Brent Grimes	Re-signed
March 10	S	Louis Delmas	Signed as FA
	CB	Dimitri Patterson	Contract terminated
March 12	T	Branden Albert	Signed as UFA (K.C.)
	DT	Earl Mitchell	Signed as UFA (Hou.)
	DT	Randy Starks	Re-signed as UFA
	T	Jonathan Martin	Traded to San Francisco for undisclosed draft pick
	QB	Pat Devlin	Re-signed/Exclusive Rights Free Agent
March 18	CB	Cortland Finnegan	Signed as FA
	OL	Shelley Smith	Signed as UFA (St.L)
March 28	RB	Knowshon Moreno	Signed as UFA (Den.)
April 1	WR	Armon Binns	Re-signed/Exclusive Rights Free Agent
April 2	T	Jason Fox	Signed as UFA (Det.)
	WR	Kevin Cone	Signed as FA
	WR	Michael Rios	Signed as FA
	QB	Jordan Rodgers	Signed as FA
April 10	LB	Jonathan Freeny	Re-signed/Exclusive Rights Free Agent
April 11	WR	Damian Williams	Signed as UFA (Ten.)
April 22	P	Matt Szymanski	Signed as FA
May 2	T	Jason Weaver	Waived/Injured
May 8	OT	Ja'Wuan James	Selected in NFL Draft - D1, '14
May 9	WR	Jarvis Landry	Selected in NFL Draft - D2, '14
	OL	Billy Turner	Selected in NFL Draft - D3, '14
May 10	DB	Walt Aikens	Selected in NFL Draft - D4, '14
	TE	Arthur Lynch	Selected in NFL Draft - D5, '14
	LB	Jordan Tripp	Selected in NFL Draft - D5b, '14
	WR	Matt Hazel	Selected in NFL Draft - D6, '14
	DE	Terrence Fede	Selected in NFL Draft - D7, '14
May 12	WR	Michael Rios	Waived
	QB	Jordan Rodgers	Waived
	DB	Deion Beale	Signed as an Undrafted College Free Agent
	DB	Steven Clarke	Signed as an Undrafted College Free Agent
	LB	Tariq Edwards	Signed as an Undrafted College Free Agent
	OL	Evan Finkenberg	Signed as an Undrafted College Free Agent
	TE	Harold Hoskins	Signed as an Undrafted College Free Agent
	OL	David Hurd	Signed as an Undrafted College Free Agent
	DT	Anthony Johnson	Signed as an Undrafted College Free Agent
	LB	Derrell Johnson	Signed as an Undrafted College Free Agent
	DT	Kamal Johnson	Signed as an Undrafted College Free Agent
	WR	Ryan Lankford	Signed as an Undrafted College Free Agent
	OL	Tyler Lawson	Signed as an Undrafted College Free Agent
	DE	Tevin Mims	Signed as an Undrafted College Free Agent
	DT	Garrison Smith	Signed as an Undrafted College Free Agent
	LB	Marcus Thompson	Signed as an Undrafted College Free Agent
	OL	Davonte Wallace	Signed as an Undrafted College Free Agent
	RB	Damien Williams	Signed as an Undrafted College Free Agent
	LB	Andrew Wilson	Signed as an Undrafted College Free Agent
May 13	WR	Rantavious Wooten	Signed as an Undrafted College Free Agent
	DE	Gannon Conway	Signed as an Undrafted College Free Agent
	RB	Orleans Darkwa	Signed as an Undrafted College Free Agent
	P	Matt Szymanski	Waived
May 15		Eric Stokes	Named Assistant General Manager
	WR	Stephen Williams	Signed as FA
	DB	Demetrius Wright	Signed as an Undrafted College Free Agent
	WR	Ryan Lankford	Waived
May 16	DE	Gannon Conway	Waived
May 19		Joe Schoen	Named Director of Player Personnel
	QB	Brock Jensen	Signed as Undrafted College Free Agent
	LB	Chris McCain	Signed as Undrafted College Free Agent
May 22	TE	Arthur Lynch	Signed
May 23	DE	Terrence Fede	Signed
	WR	Matt Hazel	Signed
	LB	Jordan Tripp	Signed
May 25	CB	Deion Beale	Waived
	OL	Michael Ola	Waived
May 27	OL	Samuel Longo	Signed as Undrafted College Free Agent
	DT	Micajah Reynolds	Signed as Undrafted College Free Agent
	OL	Michael Philipp	Signed as FA
May 28	CB	Anthony Gaitor	Signed as FA
	RB	Cameron Marshall	Waived
June 10	WR	Gerald Ford	Signed as FA
	TE	Emmanuel Ogbuehi	Waived
June 12	WR	Jarvis Landry	Signed
June 19	T	Ja'Wuan James	Signed
	CB	Kevin Fogg	Signed as FA
	CB	Anthony Gaitor	Waived

2014 MIAMI DOLPHINS TRANSACTIONS

<u>DATE</u>	<u>POS.</u>	<u>PLAYER/COACH</u>	<u>TRANSACTION</u>
June 30	G	Daryn Colledge	Signed as FA
July 1	LB	Marcus Thompson	Waived
July 18	G	Billy Turner	Signed
July 24	RB	Knowshon Moreno	Placed on Physically Unable to Perform List
	C	Mike Pouncey	Placed on Physically Unable to Perform List
July 28	T	Steven Baker	Signed as FA
	T	Tony Hills	Signed as FA
	WR	Gerald Ford	Waived
	T	Michael Philipp	Waived
July 29	TE	Brett Brackett	Signed as FA
	QB	Seth Lobato	Signed as FA
	DE	D'Aundre Reed	Signed as FA
	QB	Brock Jensen	Waived
	LB	Derrell Johnson	Waived
	G	Davonte Wallace	Waived/Injured
July 31	WR	Raymond Webber	Signed as FA
	TE	Brett Brackett	Waived
August 1	LB	Ryan Rau	Signed as FA
	LB	Tariq Edwards	Waived/Injured
August 2	C	Samson Satele	Signed as FA
	G	Samuel Longo	Waived
August 3	QB	Brock Jensen	Signed as FA
	WR	Rantavious Wooten	Waived
August 4	TE	Brett Brackett	Signed as FA
	WR	Stephen Williams	Waived
August 5	K	Danny Hrapmann	Signed as FA
	LB	Ryan Rau	Waived
August 6	RB	Knowshon Moreno	Passed Physical/Activated from Physically Unable to Perform List
August 11	RB	Cameron Marshall	Signed as FA
	QB	Brock Jensen	Waived
August 12	QB	Brady Quinn	Signed as FA
	QB	Pat Devlin	Waived/Injured
	TE	Evan Wilson	Signed as FA
	WR	Raymond Webber	Waived
August 15	K	John Potter	Signed as FA
	K	Danny Hrapmann	Waived
August 18	DE	Rakim Cox	Signed as FA
	RB	Cameron Marshall	Waived
August 22	CB	Jalil Brown	Waived/Injured
	TE	Michael Egnew	Waived
	DT	Micajah Reynolds	Waived
August 24		Dan Marino	Named Special Advisor
August 25	DL	Cory Grissom	Signed as FA
	K	Jake Rogers	Signed as FA
	T	Steven Baker	Waived
	S	Demetrius Wright	Waived
	K	John Potter	Waived/Injured
August 26	DT	A.J. Francis	Placed on Reserve/Injured List
	RB	Mike Gillislee	Placed on Reserve/Injured List
	TE	Arthur Lynch	Placed on Reserve/Injured List
	WR	Armon Binns	Waived
	TE	Brett Brackett	Waived
	CB	Steven Clarke	Waived
	DE	Rakim Cox	Waived
	DT	Cory Grissom	Waived
	C	Tyler Larsen	Waived
	WR	Ryan Spadola	Waived
	QB	Brady Quinn	Contract Terminated
August 30	DT	Isaako Aitui	Waived
	G	David Arkin	Waived
	C	Sam Brenner	Waived
	WR	Kevin Cone	Waived
	G	Evan Finkenburg	Waived
	CB	Kevin Fogg	Waived
	WR	Matt Hazel	Waived
	S	Jordan Kovacs	Waived
	QB	Seth Lobato	Waived
	TE	Kyle Miller	Waived
	DE	Tevin Mims	Waived
	DE	D'Aundre Reed	Waived
	K	Jake Rogers	Waived
	DT	Garrison Smith	Waived
	RB/WR	Marcus Thigpen	Waived
	RB	Daniel Thomas	Waived
	LB	Andrew Wilson	Waived
	TE	Evan Wilson	Waived
	DT	Kamal Johnson	Placed on Reserve/Injured List
	G	Tony Hills	Contract Terminated
	S	Brandian Ross	Acquired from Waivers
	CB	Sammy Seamster	Acquired from Waivers
	S	Don Jones	Waived
	WR	Damian Williams	Waived
	C	Sam Brenner	Practice Squad Addition
	WR	Matt Hazel	Practice Squad Addition
	T	Tony Hills	Practice Squad Addition
	LB	David Hinds	Practice Squad Addition
	QB	Seth Lobato	Practice Squad Addition
	TE	Jacob Maxwell	Practice Squad Addition
	DE	D'Aundre Reed	Practice Squad Addition
	CB	Lowell Rose	Practice Squad Addition
	DT	Garrison Smith	Practice Squad Addition
	WR	Tommy Streeter	Practice Squad Addition

2014 MIAMI DOLPHINS NUMERICAL ROSTER

NO.	NAME	POS.	HT.	WT.	BIRTHDATE	EXP.	COLLEGE	HOMETOWN	HOW ACO.
2	Brandon Fields	P	6-5	249	5/21/84	8	Michigan State '07	Toledo, Ohio	D7b, '07
8	Matt Moore	QB	6-3	220	8/9/84	8	Oregon State '07	Newhall, Calif.	UFA, '11 (Car.)
9	Caleb Sturgis	K	5-9	190	8/9/89	2	Florida '13	St. Augustine, Fla.	D5b, '13
10	Brandon Gibson	WR	6-0	210	8/13/87	6	Washington State '08	Puyallup, Wash.	UFA, '13 (St.L)
11	Mike Wallace	WR	6-0	200	8/1/86	6	Mississippi '09	New Orleans, La.	UFA, '13 (Pitt)
14	Jarvis Landry	WR	5-11	202	11/28/92	R	LSU '15	Lutcher, La.	D2, '14
17	Ryan Tannehill	QB	6-4	220	7/27/88	3	Texas A&M '12	Big Spring, Texas	D1, '12
18	Rishard Matthews	WR	6-0	215	10/12/89	3	Nevada '12	Santa Ana, Calif.	D7b, '12
21	Brent Grimes	CB	5-10	190	7/19/83	8	Shippensburg '06	Philadelphia, Pa.	UFA, '13 (Atl.)
22	Jamar Taylor	CB	5-10	200	9/29/90	2	Boise State '13	San Diego, Calif.	D2, '13
24	Cortland Finnegan	CB	5-10	190	2/2/84	9	Samford '06	Milton, FL	FA, '14
25	Louis Delmas	S	5-11	210	4/12/87	6	Western Michigan '09	North Miami Beach, Fla.	FA, '14
26	Lamar Miller	RB	5-10	224	4/25/91	3	Miami (FL) '13	Miami, Fla.	D4, '12
27	Jimmy Wilson	S	5-11	205	7/30/86	4	Montana '11	San Diego, Calif.	D7b, '11
28	Knowshon Moreno	RB	5-11	218	7/16/87	6	Georgia '10	Middletown, NJ	UFA, '14 (Den)
29	Will Davis	CB	5-11	190	5/8/90	2	Utah State '13	Spokane, Wash.	D3b, '13
31	Michael Thomas	S	5-11	201	3/17/90	1	Stanford '12	Houston, Texas	FA, '13
32	Orleans Darkwa	RB	6-0	215	2/28/92	R	Tulane '14	Nashville, Tenn.	FA, '14
33	Brandian Ross	S	6-1	190	9/28/89	3	Youngstown State '11	Richmond, Va.	Wai., '14 (Oak)
34	Damien Williams	RB	5-11	221	4/3/92	R	Oklahoma '14	San Diego, Calif.	FA, '14
35	Walt Aikens	S	6-1	210	6/19/91	R	Liberty '14	Charlotte, NC	D4, '14
37	Sammy Seamster	CB	6-0	205	2/5/91	R	Middle Tenn. State '14	Ooltewah, Tenn.	Wai., '14 (Balt.)
42	Charles Clay	TE	6-3	255	2/13/89	4	Tulsa '11	Little Rock, Ark.	D6, '11
50	Olivier Vernon	DE	6-2	268	10/7/90	3	Miami (FL) '13	Miami, Fla.	D3a, '12
51	Mike Pouncey	C	6-5	305	7/24/89	4	Florida '11	Lakeland, Fla.	D1, '11
52	Philip Wheeler	LB	6-2	245	12/12/84	7	Georgia Tech '08	Columbus, Ga.	UFA, '13 (Oak)
53	Jelani Jenkins	LB	6-0	245	3/13/92	2	Florida '13	Olney, Md.	D4a, '13
55	Koa Misi	LB	6-3	252	1/17/87	5	Utah '10	Santa Rosa, Calif.	D2, '10
56	Jonathan Freeny	LB	6-2	254	6/15/89	3	Rutgers '11	Margate, Fla.	FA, '11
57	Jordan Tripp	LB	6-3	240	4/3/91	R	Montana '14	Missoula, Mont.	D5b, '14
58	Chris McCain	LB	6-5	250	11/21/91	R	California '14	Greensboro, NC	FA, '14
59	Dannell Ellerbe	LB	6-1	245	11/29/85	6	Georgia '08	Rockingham, N.C.	UFA, '13 (Balt.)
63	Dallas Thomas	G	6-5	315	10/30/89	2	Tennessee '13	Baton Rouge, La.	D3a, '13
64	Samson Satele	C	6-3	300	11/29/84	8	Hawaii '07	Kailua, Hawaii	FA, '14
66	Shelley Smith	G	6-4	310	5/21/87	5	Colorado State '10	Phoenix, Ariz.	UFA, '14 (StL)
67	Daryn Colledge	G	6-4	308	2/11/82	9	Boise State '05	North Pole, Alaska	FA, '14
70	Ja'Wuan James	T	6-6	315	6/3/92	R	Tennessee '14	Suwannee, Ga.	D1, '14
71	Branden Albert	T	6-5	310	11/4/84	7	Virginia '09	Glen Burnie, Md.	UFA, '14 (K.C.)
74	Jason Fox	T	6-6	310	5/2/88	5	Miami (FL) '10	Fort Worth, Texas	UFA, '14 (Det.)
75	Nate Garner	G	6-7	320	1/18/85	7	Arkansas '07	Roland, Ark.	Wai., '08 (NYJ)
76	Anthony Johnson	DT	6-2	304	1/24/93	R	LSU '15	New Orleans, La.	FA, '14
77	Billy Turner	G	6-5	313	10/17/91	R	North Dakota State '14	Shoreview, Minn.	D3, '14
78	Terrence Fede	DE	6-4	282	11/19/91	R	Marist '14	Nyack, NY	D7, '14
79	Derrick Shelby	DE	6-2	282	3/4/89	3	Utah '12	Houston, Texas	FA, '12
80	Dion Sims	TE	6-4	265	2/18/91	2	Michigan State '14	Detroit, Mich.	D4b, '13
82	Brian Hartline	WR	6-2	200	11/22/86	6	Ohio State '10	North Canton, Ohio	D4, '09
89	Harold Hoskins	TE	6-2	248	12/19/91	R	Marshall '14	Gainesville, Fla.	FA, '14
90	Earl Mitchell	DT	6-3	310	9/25/87	5	Arizona '10	Houston, Texas	UFA, '14 (Hou.)
91	Cameron Wake	DE	6-3	262	1/30/82	6	Penn State '05	Hyattsville, Md.	FA, '09
92	John Denney	LS	6-5	252	12/13/78	10	Brigham Young '05	Thornton, Colo.	FA, '05
93	Jason Trusnik	LB	6-4	252	6/6/84	8	Ohio Northern '07	Macedonia, Ohio	UFA, '11 (Clev.)
94	Randy Starks	DT	6-3	305	12/14/83	11	Maryland '05	Waldorf, Md.	UFA, '08 (Tenn.)
98	Jared Odrick	DT	6-5	304	12/31/87	5	Penn State '10	Lebanon County, Pa.	D1, '10

RESERVE/INJURED									
NO.	NAME	POS.	HT.	WT.	BIRTHDATE	EXP.	COLLEGE	HOMETOWN	HOW ACO.
23	Gillislee, Mike	RB	5-11	216	11/1/90	2	Florida '13	DeLand, Fla.	D5a, '13
73	Johnson, Kamal	DT	6-3	314	12/9/91	R	Temple '14	Willingboro, N.J.	FA, '14
88	Lynch, Arthur	TE	6-5	255	6/17/90	R	Georgia '14	Dartmouth, Mass.	D5, '14
96	Francis, AJ	DT	6-5	330	5/7/90	1	Maryland '13	Severn, Md.	FA, '13

RESERVE/SUSPENDED									
NO.	NAME	POS.	HT.	WT.	BIRTHDATE	EXP.	COLLEGE	HOMETOWN	HOW ACO.
20	Jones, Reshad	S	6-1	215	2/25/88	5	Georgia '10	Atlanta, Ga.	D5b, '10
95	Jordan, Dion	DE	6-6	275	3/5/90	2	Oregon '13	Chandler, Ariz.	D1, '13

2014 MIAMI DOLPHINS ALPHABETICAL ROSTER

NO.	NAME	POS.	HT.	WT.	BIRTHDATE	EXP.	COLLEGE	HOMETOWN	HOW ACO.
35	Aikens, Walt	S	6-1	210	6/19/91	R	Liberty '14	Charlotte, NC	D4, '14
71	Albert, Branden	T	6-5	310	11/4/84	7	Virginia '09	Glen Burnie, Md.	UFA, '14 (K.C.)
42	Clay, Charles	TE	6-3	255	2/13/89	4	Tulsa '11	Little Rock, Ark.	D6, '11
67	Colledge, Daryn	G	6-4	308	2/11/82	9	Boise State '05	North Pole, Alaska	FA, '14
32	Darkwa, Orleans	RB	6-0	215	2/28/92	R	Tulane '14	Nashville, Tenn.	FA, '14
29	Davis, Will	CB	5-11	190	5/8/90	2	Utah State '13	Spokane, Wash.	D3b, '13
25	Delmas, Louis	S	5-11	210	4/12/87	6	Western Michigan '09	North Miami Beach, Fla.	FA, '14
92	Denney, John	LS	6-5	252	12/13/78	10	Brigham Young '05	Thornton, Colo.	FA, '05
59	Ellerbe, Dannell	LB	6-1	245	11/29/85	6	Georgia '08	Rockingham, N.C.	UFA, '13 (Balt.)
78	Fede, Terrence	DE	6-4	282	11/19/91	R	Marist '14	Nyack, NY	D7, '14
2	Fields, Brandon	P	6-5	249	5/21/84	8	Michigan State '07	Toledo, Ohio	D7b, '07
24	Finnegan, Cortland	CB	5-10	190	2/2/84	9	Samford '06	Milton, FL	FA, '14
74	Fox, Jason	T	6-6	310	5/2/88	5	Miami (FL) '10	Fort Worth, Texas	UFA, '14 (Det.)
56	Freeny, Jonathan	LB	6-2	254	6/15/89	3	Rutgers '11	Margate, Fla.	FA, '11
75	Garner, Nate	G	6-7	320	1/18/85	7	Arkansas '07	Roland, Ark.	Wai., '08 (NYJ)
10	Gibson, Brandon	WR	6-0	210	8/13/87	6	Washington State '08	Puyallup, Wash.	UFA, '13 (St.L)
21	Grimes, Brent	CB	5-10	190	7/19/83	8	Shippensburg '06	Philadelphia, Pa.	UFA, '13 (Atl.)
82	Hartline, Brian	WR	6-2	200	11/22/86	6	Ohio State '10	North Canton, Ohio	D4, '09
89	Hoskins, Harold	TE	6-2	248	12/19/91	R	Marshall '14	Gainesville, Fla.	FA, '14
70	James, Ja'Wuan	T	6-6	315	6/3/92	R	Tennessee '14	Suwannee, Ga.	D1, '14
53	Jenkins, Jelani	LB	6-0	245	3/13/92	2	Florida '13	Olney, Md.	D4a, '13
76	Johnson, Anthony	DT	6-2	304	1/24/93	R	LSU '15	New Orleans, La.	FA, '14
14	Landry, Jarvis	WR	5-11	202	11/28/92	R	LSU '15	Lutcher, La.	D2, '14
18	Matthews, Rishard	WR	6-0	215	10/12/89	3	Nevada '12	Santa Ana, Calif.	D7b, '12
58	McCain, Chris	LB	6-5	250	11/21/91	R	California '14	Greensboro, NC	FA, '14
26	Miller, Lamar	RB	5-10	224	4/25/91	3	Miami (FL) '13	Miami, Fla.	D4, '12
55	Misi, Koa	LB	6-3	252	1/17/87	5	Utah '10	Santa Rosa, Calif.	D2, '10
90	Mitchell, Earl	DT	6-3	310	9/25/87	5	Arizona '10	Houston, Texas	UFA, '14 (Hou.)
8	Moore, Matt	QB	6-3	220	8/9/84	8	Oregon State '07	Newhall, Calif.	UFA, '11 (Car.)
28	Moreno, Knowshon	RB	5-11	218	7/16/87	6	Georgia '10	Middletown, NJ	UFA, '14 (Den)
98	Odrick, Jared	DT	6-5	304	12/31/87	5	Penn State '10	Lebanon County, Pa.	D1, '10
51	Pouncey, Mike	C	6-5	305	7/24/89	4	Florida '11	Lakeland, Fla.	D1, '11
64	Satele, Samson	C	6-3	300	11/29/84	8	Hawaii '07	Kailua, Hawaii	FA, '14
79	Shelby, Derrick	DE	6-2	282	3/4/89	3	Utah '12	Houston, Texas	FA, '12
80	Sims, Dion	TE	6-4	265	2/18/91	2	Michigan State '14	Detroit, Mich.	D4b, '13
66	Smith, Shelley	G	6-4	310	5/21/87	5	Colorado State '10	Phoenix, Ariz.	UFA, '14 (StL)
94	Starks, Randy	DT	6-3	305	12/14/83	11	Maryland '05	Waldorf, Md.	UFA, '08 (Tenn.)
9	Sturgis, Caleb	K	5-9	190	8/9/89	2	Florida '13	St. Augustine, Fla.	D5b, '13
33	Ross, Brandian	S	6-1	190	9/28/89	3	Youngstown State '11	Richmond, Va.	Wai., '14 (Oak)
37	Seamster, Sammy	CB	6-0	205	2/5/91	R	Middle Tenn. State '14	Ooltewah, Tenn.	Wai., '14 (Balt.)
17	Tannehill, Ryan	QB	6-4	220	7/27/88	3	Texas A&M '12	Big Spring, Texas	D1, '12
22	Taylor, Jamar	CB	5-10	200	9/29/90	2	Boise State '13	San Diego, Calif.	D2, '13
63	Thomas, Dallas	G	6-5	315	10/30/89	2	Tennessee '13	Baton Rouge, La.	D3a, '13
31	Thomas, Michael	S	5-11	201	3/17/90	1	Stanford '12	Houston, Texas	FA, '13
57	Tripp, Jordan	LB	6-3	240	4/3/91	R	Montana '14	Missoula, Mont.	D5b, '14
93	Trusnik, Jason	LB	6-4	252	6/6/84	8	Ohio Northern '07	Macedonia, Ohio	UFA, '11 (Clev.)
77	Turner, Billy	G	6-5	313	10/17/91	R	North Dakota State '14	Shoreview, Minn.	D3, '14
50	Vernon, Olivier	DE	6-2	268	10/7/90	3	Miami (FL) '13	Miami, Fla.	D3a, '12
91	Wake, Cameron	DE	6-3	262	1/30/82	6	Penn State '05	Hyattsville, Md.	FA, '09
11	Wallace, Mike	WR	6-0	200	8/1/86	6	Mississippi '09	New Orleans, La.	UFA, '13 (Pitt)
52	Wheeler, Philip	LB	6-2	245	12/12/84	7	Georgia Tech '08	Columbus, Ga.	UFA, '13 (Oak)
34	Williams, Damien	RB	5-11	221	4/3/92	R	Oklahoma '14	San Diego, Calif.	FA, '14
27	Wilson, Jimmy	S	5-11	205	7/30/86	4	Montana '11	San Diego, Calif.	D7b, '11

RESERVE/INJURED									
NO.	NAME	POS.	HT.	WT.	BIRTHDATE	EXP.	COLLEGE	HOMETOWN	HOW ACO. DATE PLACED
96	Francis, AJ	DT	6-5	330	5/7/90	1	Maryland '13	Severn, Md.	FA, '13 8/26/14
23	Gillislee, Mike	RB	5-11	216	11/1/90	2	Florida '13	DeLand, Fla.	D5a, '13 8/26/14
73	Johnson, Kamal	DT	6-3	314	12/9/91	R	Temple '14	Willingboro, N.J.	FA, '14 8/30/14
88	Lynch, Arthur	TE	6-5	255	6/17/90	R	Georgia '14	Dartmouth, Mass.	D5, '14 8/26/14

RESERVE/SUSPENDED									
NO.	NAME	POS.	HT.	WT.	BIRTHDATE	EXP.	COLLEGE	HOMETOWN	HOW ACO. DATE PLACED
20	Jones, Reshad	S	6-1	215	2/25/88	5	Georgia '10	Atlanta, Ga.	D5b, '10 8/30/2014
95	Jordan, Dion	DE	6-6	275	3/5/90	2	Oregon '13	Chandler, Ariz.	D1, '13 8/30/2014

2014 MIAMI DOLPHINS TENTATIVE DEPTH CHART

OFFENSE

WR	82	Brian Hartline	75	Nate Garner		
LT	71	Branden Albert		<u>77</u>	<u>Billy Turner</u>	
LG	67	Daryn Colledge		51	Mike Pouncey	
C	64	Samson Satele		63	Dallas Thomas	
RG	66	Shelley Smith		74	Jason Fox	
RT	<u>70</u>	<u>Ja'Wuan James</u>		80	Dion Sims	<u>89</u> <u>Harold Hoskins</u>
TE	42	Charles Clay		18	Rishard Matthews	
WR	11	Mike Wallace		8	Matt Moore	
QB	17	Ryan Tannehill		28	Knowshon Moreno	<u>34</u> <u>Damien Williams</u> <u>32</u> <u>Orleans Darkwa</u>
RB	26	Lamar Miller		<u>14</u>	<u>Jarvis Landry</u>	
WR	10	Brandon Gibson				

DEFENSE

LE	91	Cameron Wake	79	Derrick Shelby		
DT	94	Randy Starks/98	Jared Odrick	<u>76</u>	<u>Anthony Johnson</u>	
DT	90	Earl Mitchell				
RE	50	Olivier Vernon	<u>78</u>	<u>Terrence Fede</u>		
LB	52	Philip Wheeler	56	Jonathan Freeny	<u>58</u>	<u>Chris McCain</u>
LB	55	Koa Misi	93	Jason Trusnik		
LB	59	Dannell Ellerbe	53	Jelani Jenkins	<u>57</u>	<u>Jordan Tripp</u>
CB	21	Brent Grimes	22	Jamar Taylor		
CB	24	Cortland Finnegan	29	Will Davis	<u>37</u>	<u>Sammy Seamster</u>
S	25	Louis Delmas	31	Michael Thomas		
S	27	Jimmy Wilson	<u>35</u>	<u>Walt Aikens</u>	33	Brandian Ross

SPECIALISTS

P	2	Brandon Fields				
K	9	Caleb Sturgis				
KO	9	Caleb Sturgis				
H	2	Brandon Fields				
KOR	<u>14</u>	<u>Jarvis Landry</u>	<u>34</u>	<u>Damien Williams</u>	<u>32</u>	<u>Orleans Darkwa</u>
PR	<u>14</u>	<u>Jarvis Landry</u>	18	Rishard Matthews	21	Brent Grimes
LS	92	John Denney				


*2014 Rookies Underlined

2014 MIAMI DOLPHINS PRONUNCIATION GUIDE

PLAYER	PHONETICALLY	COACH/STAFF	PHONETICALLY
Orleans Darkwa	DARK-Wuh	Lou Anarumo	ann-UH-room-OH
Dannell Ellerbe	DAN – el	Joe Cimino	Chu-MEAN-oh
Terrence Fede	Fuh-DAY	Naohisa Inoue	Now-HE-Sa, IN-ew-way
Ja'Wuan James	JUH-Wan	Darren Krein	CRY-eyen
Jelani Jenkins	JAY – la - NEE	Marwan Maalouf	mah-LOOF
Koa Misi	CO-uh, ME-see	Phil McGeoghan	muh-GAY-gehn
Knowshon Moreno	KNOW-Shawn	Dave Puloka	Puh-LOU-kuh
Mike Pouncey	POUNCE-e		
Brandian Ross	BRAN-don		
Caleb Sturgis	KAY-lib		
Ryan Tannehill	TAN-uh-hill		
Jason Trusnik	TRUH-is-nick		
Olivier Vernon	Oh-Liv-E-AYE		

FLASHBACK...

TO A NOTABLE DOLPHINS-PATRIOTS GAME AT HOME



Dec. 15, 2013 -- Ryan Tannehill outdueled future Hall-of-Famer Tom Brady in a 24-20 victory at Sun Life Stadium, hitting Marcus Thigpen with a 14-yard touchdown pass with 1:15 remaining. Michael Thomas, who was signed off of San Francisco's practice squad earlier in the week, intercepted Brady in the end zone with two seconds left on a 4th-and-5 to seal the win, snapping a seven-game losing streak to the divisional rival.





SUPPLEMENTAL STATS

2014

2014 MIAMI DOLPHINS PRESEASON STATISTICS

WON 3, LOST 1

08/08 L 10-16	at Atlanta	68,540
08/16 W 20-14	at Tampa Bay	50,555
08/23 W 25-20	Dallas	55,623
08/28 W 14-13	St. Louis	43,340

	Miami	Opp.
TOTAL FIRST DOWNS	72	72
Rushing	19	13
Passing	42	46
Penalty	11	13
3rd Down: Made/Att	21/57	20/60
3rd Down Pct.	36.8	33.3
4th Down: Made/Att	3/4	2/4
4th Down Pct.	75.0	50.0

POSSESSION AVG.	29:12	30:48
TOTAL NET YARDS	1301	1138
Avg. Per Game	325.3	284.5
Total Plays	259	256
Avg. Per Play	5.0	4.4

NET YARDS RUSHING	377	356
Avg. Per Game	94.3	89.0
Total Rushes	111	109

NET YARDS PASSING	924	782
Avg. Per Game	231.0	195.5
Sacked/Yards Lost	4/28	13/72
Gross Yards	952	854
Att./Completions	144/88	134/69
Completion Pct.	61.1	51.5
Had Intercepted	3	0

PUNTS/AVERAGE	22/46.8	26/49.1
----------------------	---------	---------

NET PUNTING AVG.	22/41.0	26/39.6
-------------------------	---------	---------

PENALTIES/YARDS	36/277	39/306
------------------------	--------	--------

FUMBLES/BALL LOST	6/3	5/2
TOUCHDOWNS	8	6
Rushing	4	1
Passing	4	4
Returns	0	1

* SCORE BY PERIODS	Q1	Q2	Q3	Q4	OT	PTS
TEAM	13	10	18	28	0	69
OPPONENTS	10	23	13	17	0	63

* SCORING	TD	Ru	Pa	Rt	K-PAT	FG	S	PTS
Damie. Williams	2	2	0	0			0	14
Potter	0	0	0	0	2/ 2	3/ 3	0	11
Darkwa	1	1	0	0			0	8
Gibson	1	0	1	0			0	6
Hazel	1	0	1	0			0	6
Hoskins	1	0	1	0			0	6
Matthews	1	0	1	0			0	6
Dan. Thomas	1	1	0	0			0	6
Hrapmann	0	0	0	0	1/ 1	1/ 1	0	4
Sturgis	0	0	0	0	2/ 2	0/ 1	0	2
TEAM	8	4	4	0	5/ 5	4/ 5	0	69
OPPONENTS	6	1	4	1	6/ 6	7/ 8	0	63

2-Pt Conv: Darkwa, Damie. Williams, TM 2-3,
OPP 0-0

SACKS: McCain 2, Vernon 2, Wake 2,
K. Johnson 1.5, Fede 1, Jenkins 1, Jordan 1,
Odrick 1, G. Smith 1, A. Johnson 0.5, TM 13,
OPP 4

FUM/LOST: Cone 1/0, Landry 1/0, Lobato 1/1,
Sims 1/1, Tannehill 1/1, Thigpen 1/0

* RUSHING	No.	Yds	Avg	Long	TD
Darkwa	25	112	4.5	53	1
Damie. Williams	27	69	2.6	20	2
Moreno	10	64	6.4	19	0
L. Miller	14	48	3.4	11	0
Dan. Thomas	13	38	2.9	9	1
Gillislee	8	30	3.8	10	0
Marshall	4	11	2.8	5	0
Tannehill	2	6	3.0	7	0
Lobato	3	5	1.7	6	0
Quinn	2	1	0.5	2	0
Mat. Moore	3	-7	-2.3	-1	0

TEAM	111	377	3.4	53	4
OPPONENTS	109	356	3.3	14	1

* RECEIVING	No.	Yds	Avg	Long	TD
Landry	7	73	10.4	26	0
Darkwa	7	53	7.6	15	0
Matthews	6	91	15.2	36	1
Hazel	6	87	14.5	22t	1
M. Wallace	6	67	11.2	21	0
Cone	6	59	9.8	21	0
Damie. Williams	6	36	6.0	12	0
L. Miller	6	31	5.2	13	0
Brackett	5	69	13.8	30	0
Damia. Williams	4	100	25.0	54	0
Gibson	4	42	10.5	16	1
Binns	4	39	9.8	21	0
K. Miller	4	38	9.5	14	0
Hartline	4	30	7.5	16	0
Thigpen	3	27	9.0	15	0
Hoskins	2	32	16.0	27t	1
Sims	2	14	7.0	8	0
Spadola	1	27	27.0	27	0
Clay	1	18	18.0	18	0
Marshall	1	8	8.0	8	0
Egnew	1	7	7.0	7	0
E. Wilson	1	6	6.0	6	0
Gillislee	1	-2	-2.0	-2	0

TEAM	88	952	10.8	54	4
OPPONENTS	69	854	12.4	57	4

* INTERCEPTIONS	No.	Yds	Avg	Long	TD
TEAM	0	0	---	---	0
OPPONENTS	3	22	7.3	12	1

* PUNTING	No.	Yds	Avg	Net	TB	In	Lg	B
Fields	22	1030	46.8	41.0	1	7	60	0

TEAM	22	1030	46.8	41.0	1	7	60	0
OPPONENTS	26	1276	49.1	39.6	2	9	76	0

* PUNT RETURNS	Ret	FC	Yds	Avg	Long	TD
Thigpen	5	2	81	16.2	32	0
Landry	4	3	74	18.5	48	0
Damia. Williams	4	1	38	9.5	26	0
Fogg	1	0	13	13.0	13	0
TEAM	14	6	206	14.7	48	0
OPPONENTS	15	2	109	7.3	21	0

* KICKOFF RETURNS	No.	Yds	Avg	Long	TD
Landry	4	93	23.3	26	0

Damie. Williams	3	82	27.3	38	0
Thigpen	2	56	28.0	31	0
Darkwa	1	29	29.0	29	0
Fogg	1	16	16.0	16	0
TEAM	11	276	25.1	38	0
OPPONENTS	15	388	25.9	50	0

* FIELD GOALS	1-19	20-29	30-39	40-49	50+
Potter	0/ 0	1/ 1	0/ 0	1/ 1	1/1

Hrapmann	0/ 0	0/ 0	0/ 0	1/ 1	0/0
Sturgis	0/ 0	0/ 0	0/ 0	0/ 0	0/1
TEAM	0/ 0	1/ 1	0/ 0	2/ 2	1/2
OPPONENTS	0/ 0	2/ 2	1/ 1	1/ 1	3/4

Potter: ()(48G,51G)(26G)()
Hrapmann: (42G)()()
Sturgis: ()()() (56N)
TM: (42G)(48G,51G)(26G)(56N)
OPP: (21G,21G,34G)() (52G,50G) (49G,63N,53G)

* PASSING	Att	Cmp	Yds	Cmp%	Yds/Att	TD	TD%	Int	Int%	Long	Sack/Lost	Rating
Lobato	53	26	271	49.1	5.11	1	1.9	1	1.9	30	2/ 17	62.7
Mat. Moore	46	30	368	65.2	8.00	2	4.3	1	2.2	54	1/ 1	95.2
Tannehill	41	28	291	68.3	7.10	1	2.4	1	2.4	36	1/ 10	86.5
Quinn	4	4	22	100.0	5.50	0	0.0	0	0.0	8	0/ 0	89.6
TEAM	144	88	952	61.1	6.61	4	2.8	3	2.1	54	4/ 28	81.1
OPPONENTS	134	69	854	51.5	6.37	4	3.0	0	0.0	57	13/ 72	81.5

2014 MIAMI PRESEASON DOLPHINS DEFENSIVE STATISTICS											
PLAYER	SOLO	ASST	TOTAL TACKLES	SACKS	SK YDS	INTS/ YARDS	PASS DEF	TACKLES FOR LOSS	QB HITS	FUMBLES FORCED	FUMBLES RECOV.
M. Thomas	12	2	14	0	0	0	1	1	0	0	0
J. Jenkins	10	3	13	1	8	0	0	2	1	0	0
D. Ellerbe	9	2	11	0	0	0	0	0	0	0	0
J. Trusnik	9	1	10	0	0	0	0	0	0	0	0
W. Aikens	9	1	10	0	0	0	0	0	1	0	0
K. Misi	7	2	9	0	0	0	0	0	0	0	0
C. McCain	7	0	7	2	11	0	1	2	3	0	0
B. Grimes	7	0	7	0	0	0	0	0	0	1	0
A. Wilson	6	1	7	0	0	0	0	0	1	0	0
K. Fogg	6	0	6	0	0	0	1	0	0	0	0
C. Finnegan	6	0	6	0	0	0	1	0	0	0	0
D. Jordan	5	1	6	1	6	0	0	0	2	1	0
J. Taylor	5	1	6	0	0	0	2	0	0	0	0
K. Johnson	4	2	6	1.5	5	0	0	1	2	0	0
J. Tripp	4	2	6	0	0	0	1	0	0	0	0
J. Freeny	3	3	6	0	0	0	0	0	0	0	0
G. Smith	5	0	5	1	7	0	0	3	1	0	0
I. Aaitui	5	0	5	0	0	0	0	1	0	0	0
T. Mims	5	0	5	0	0	0	0	0	1	0	0
E. Mitchell	4	1	5	0	0	0	0	0	0	0	0
A. Johnson	2	3	5	0.5	4	0	0	1	1	0	0
O. Vernon	4	0	4	2	10	0	0	1	2	1	0
W. Davis	4	0	4	0	0	0	4	0	0	0	0
R. Jones	4	0	4	0	0	0	1	1	0	0	0
D. Reed	4	0	4	0	0	0	1	0	0	0	0
C. Wake	3	1	4	2	16	0	1	2	3	0	0
T. Fede	3	1	4	1	5	0	0	2	1	0	1
L. Delmas	3	1	4	0	0	0	0	0	0	0	0
J. Wilson	3	0	3	0	0	0	0	0	0	0	0
J. Odrick	2	0	2	1	0	0	0	0	1	0	0
J. Kovacs	2	0	2	0	0	0	0	0	0	0	0
R. Starks	2	0	2	0	0	0	0	1	0	0	0
D. Shelby	2	0	2	0	0	0	0	0	0	0	0
D. Jones	1	1	2	0	0	0	0	0	0	0	0
J. Brown	1	0	1	0	0	0	1	0	0	0	0
P. Wheeler	1	0	1	0	0	0	0	1	2	0	0
D. Wright	1	0	1	0	0	0	0	0	0	0	0
S. Clarke	1	0	1	0	0	0	0	0	0	0	0
A. Francis	0	1	1	0	0	0	0	0	0	0	0
TOTALS	171	30	201	13	72	0	15	19	22	3	1

2014 MIAMI DOLPHINS PRESEASON SPECIAL TEAMS STATISTICS

PLAYER	TOTAL TACKLES	SOLO	ASST	FUM FORCED	FUM REC	BLKD FG	BLKD PAT	BLKD PUNT	DWND IN 20
A. Wilson	4	4	0	0	0	0	0	0	0
J. Jenkins	3	3	0	0	0	0	0	0	0
M. Thomas	2	2	0	0	0	0	0	0	0
O. Darkwa	2	2	0	0	0	0	0	0	0
J. Taylor	2	2	0	0	0	0	0	0	0
K. Fogg	2	2	0	0	0	0	0	0	0
J. Trusnik	2	2	0	0	0	0	0	0	0
C. McCain	1	1	0	0	0	0	0	0	0
W. Davis	1	0	1	0	0	0	0	0	0
J. Freeny	1	1	0	0	1	0	0	0	0
J. Tripp	1	1	0	0	0	0	0	0	0
J. Denney	1	1	0	0	0	0	0	0	0
S. Clarke	1	1	0	0	0	0	0	0	0
C. Marshall	1	1	0	0	0	0	0	0	0
K. Cone	1	1	0	0	0	0	0	0	0
K. Miller	0	0	1	0	0	0	0	0	0
J. Kovacs	3	3	0	0	0	0	0	0	2
M. Gillislee	0	0	1	0	0	0	0	0	0
D. Jordan	0	0	0	0	0	0	0	0	1
D. Jones	1	1	0	0	0	0	0	0	0
M. Thigpen	0	0	0	0	1	0	0	0	0
TOTALS	29	28	3	0	2	0	0	0	3

2014 MIAMI DOLPHINS PRESEASON DOLPHINS INTERCEPTIONS

AT ATLANTA	0	0
AT TAMPA BAY	0	0
VS. DALLAS	0	0
VS. ST. LOUIS	0	0
TOTAL	0	0

2014 MIAMI DOLPHINS PRESEASON DOLPHINS SACKS

AT ATLANTA	0.0	
AT TAMPA BAY	5.0	O. Vernon 1-7, K. Johnson 1-1, D. Jordan 1-6, T. Fede 1-5, J. Odrick 1-0
VS. DALLAS	3.0	C. Wake 2-16, O. Vernon 1-3
VS. ST. LOUIS	5.0	C. McCain 2-11, J. Jenkins 1-8, G. Smith 1-7, K. Johnson 0.5-4, A. Johnson 0.5-4
TOTAL	13.0	

2014 MIAMI DOLPHINS PRESEASON GAME-BY-GAME TACKLES

PLAYER VS.	ATL	TB	DAL	STL	TOTAL	PLAYER VS.	ATL	TB	DAL	STL	TOTAL
Aaitui, Issako	0	1	1	3	5	Kovacs, Jordan	1	0	0	1	2
Aikens, Walt	3	1	DNP	6	10	McCain, Chris	2	2	0	3	7
Davis, Will	1	1	1	1	4	Mims, Tevin	2	3	0	0	5
Delmas, Louis	0	1	3	DNP	4	Misi, Koa	2	6	DNP	DNP	8
Ellerbe, Dannell	4	3	4	DNP	11	Mitchell, Earl	1	1	2	DNP	4
Fede, Terrence	2	2	DNP	DNP	4	Odrick, Jared	1	1	0	DNP	2
Finnegan, Cortland	1	2	3	DNP	6	Shelby, Derrick	0	1	1	0	2
Fogg, Kevin	3	3	0	DNP	6	Starks, Randy	0	1	1	DNP	2
Francis, AJ	0	DNP	DNP	IR	0	Taylor, Jamar	1	0	1	3	5
Freeny, Jonathan	2	1	0	1	4	Thomas, Michael	1	0	2	4	7
Grimes, Brent	1	3	3	DNP	7	Tripp, Jordan	2	2	5	1	10
Jenkins, Jelani	2	3	0	5	10	Trusnik, Jason	2	1	1	3	7
Johnson, Anthony	1	1	0	2	4	Vernon, Olivier	3	1	2	DNP	6
Johnson, Kamal	0	2	1	3	6	Wake, Cameron	DNP	3	1	DNP	4
Jones, Reshad	0	1	3	0	4	Wheeler, Philip	0	0	4	DNP	4
Jones, Don	0	0	1	0	1	Wilson, Andrew	0	0	1	3	4
Jordan, Dion	0	2	1	2	5	Wilson, Jimmy	1	2	2	DNP	5

LEGEND

IN = INACTIVE

DNP = DID NOT PLAY

IR = INJURED
RESERVE

PUP = PHYSICALLY UNABLE TO PERFORM

NFI = NON-FOOTBALL INJURY

2014 MIAMI DOLPHINS PRESEASON GAME-BY-GAME STATISTICS

MIAMI

	FIRST DOWNS				OFFENSE			NET PASSING							NET RUSHING				PEN		FUMB		T.O.P
GAME	T	R	P	PN	AT	YDS	AVG	A	C	I	YDS	TD	SK	YDS	AT	YDS	AVG	TD	NO	YD	NO	LST	
ATL	12	3	8	1	56	229	4.1	34	20	0	177	1	1	9	21	52	2.5	0	10	78	1	1	26:58
TB	16	3	13	0	64	326	5.1	37	26	0	280	1	1	10	26	46	1.8	1	12	111	1	1	31:14
DAL	27	10	11	6	76	490	6.4	40	25	2	290	1	1	1	35	200	5.7	2	9	58	3	1	32:23
STL	17	3	10	4	63	256	4.1	33	17	1	177	1	1	8	29	79	2.7	1	5	30	1	0	28:27
TOTAL	72	19	42	11	259	1301	5.0	144	88	3	924	4	4	28	111	377	3.4	4	36	277	6	3	

OPPONENTS

	FIRST DOWNS				OFFENSE			NET PASSING							NET RUSHING				PEN		FUMB		T.O.P
GAME	T	R	P	PN	AT	YDS	AVG	A	C	I	YDS	TD	SK	YDS	AT	YDS	AVG	TD	NO	YD	NO	LST	
ATL	21	3	13	5	70	372	5.3	38	20	0	288	0	0	0	32	84	2.6	1	9	82	0	0	33:02
TB	17	2	9	6	63	250	4.0	30	15	0	159	2	5	19	28	91	3.3	0	6	54	4	2	28:46
DAL	16	4	12	0	61	251	4.1	33	16	0	157	1	3	19	25	94	3.8	0	10	68	1	0	27:37
STL	18	4	12	2	62	265	4.3	33	18	0	178	1	5	34	24	87	3.6	0	14	102	0	0	31:33
TOTAL	72	13	46	13	256	1138	4.4	134	69	0	782	4	13	72	109	356	3.3	1	39	306	5	2	

2013 MIAMI DOLPHINS DEFENSIVE STATISTICS										
PLAYER	TOTAL TACKLES	SOLO	ASST	SACKS/ YARDS	INTS/ YARDS	PASS DEF	TACKLES FOR LOSS	QB HITS	FUMBLES FORCED	FUMBLES RECOV.
Philip Wheeler	118	83	35	0.5/2.5		7	5	5		1
Reshad Jones	107	84	23	1.5/9.0	1/25	4	3	3		
Dannell Ellerbe	101	70	31	1.0/5.0	2/25	5	3	4		2
Chris Clemons	89	59	30		1/0	8	1	1		
Brent Grimes	60	52	8		4/102	16	1			
Olivier Vernon	57	46	11	11.5/65.0			13	15		
Koa Misi	54	34	20	2.0/16.0		3	6	4		
Randy Starks	49	36	13	4.0/27.5		1	7	7	1	1
Nolan Carroll	46	43	3	2.0/16.0	3/24	12	2	2		
Jared Odrick	43	34	9	4.5/31.0		2	9	12	1	
Jimmy Wilson	37	36	1		2/21	5			1	
Cameron Wake	37	29	8	8.5/56.0			8	19	2	1
Paul Soliai	34	19	15	1.0/9.0		5	4	3	1	
Derrick Shelby	32	21	11	2.5/12.0				4	2	
Dion Jordan	24	18	6	2.0/18		2	2	5		
Dimitri Patterson	19	18	1	1.0/5.0	4/7	6	1	1		
Jason Trusnik	17	12	5				1			
Jelani Jenkins	11	10	1							
Will Davis	8	8	0							
Jonathan Freeny	3	2	1							
Isaako Aaitui	3	1	2							
Michael Thomas	2	2	0		1/0	2				
Jamar Taylor	1	1	0							
Marvin Austin	1	1	0				1			
Vaughn Martin	1	1	0							
Matt Moore	1	0	1							
TOTALS	955	720	235	42/272	18/204	78	67	85	8	5

NOTE: Special teams and miscellaneous tackles/fumbles not included above
 DEFENSIVE TOUCHDOWNS: R. Jones - 1 (25 yard INT return for TD vs. Baltimore 10/6/13); B. Grimes - 1 (94 yard INT return for TD vs. Cincinnati 10/31/13)
 MISCELLANEOUS TACKLES: Wallace - 5; R. Matthews - 3; Hartline - 2; L. Miller - 2; Mar. Moore - 2; Tannehill - 2; T. Clabo - 1; Clay - 1; Incognito - 1; Pouncey - 1; Sturgis - 1.
 MISCELLANEOUS FORCED FUMBLES:
 MISCELLANEOUS FUMBLE RECOVERIES: R. Tannehill - 3; T. Clutts - 1; Mat. Moore - 1; DN. Thomas - 1.

2013 DOLPHINS INTERCEPTIONS		
Brent Grimes	4	1 - at Indianapolis Colts (9/15); 1 - vs. Cincinnati Bengals (10/31); 1 - vs. San Diego Chargers (11/17); 1 - at New York Jets (12/1)
Dimitri Patterson	4	2 - at Cleveland Browns (9/8); 1 - at New England Patriots (10/27); 1 - vs. Cincinnati Bengals (10/31)
Nolan Carroll	3	1 - at Cleveland Browns (9/8); 1 - vs. Carolina Panthers (11/24); 1 - at Buffalo Bills (12/22)
Dannell Ellerbe	2	1 - vs. Cincinnati Bengals (10/31); 1 - at New York Jets (12/1)
Jimmy Wilson	2	1 - vs. Atlanta Falcons (9/22); 1 - at Tampa Bay (11/11)
Chris Clemons	1	1 - vs. Buffalo Bills (10/20)
Reshad Jones	1	1 - vs. Baltimore Ravens (10/6)
Michael Thomas	1	1 - vs. New England Patriots (12/15)
TOTAL	18	
2013 DOLPHINS SACKS		
Olivier Vernon	11.5	0.5 - at Indianapolis Colts (9/15); 1 - at New Orleans (9/30); 1 - vs. Baltimore Ravens (10/6); 1 - vs. Buffalo Bills (10/20); 1 - at New England Patriots (10/27); 1 - vs. San Diego Chargers (11/17); 2 - vs. Carolina Panthers (11/24); 3.0 at New York Jets (12/1); 1 - at Pittsburgh Steelers (12/8).
Cameron Wake	8.5	2.5 - at Cleveland Browns (9/8); 3 - vs. Cincinnati Bengals (10/31); 1 - vs. San Diego Chargers (11/17); 1 - at Pittsburgh Steelers (12/8); 1 - vs. New England Patriots (12/15)
Jared Odrick	4.5	1 - at New Orleans (9/30); 2 - at New England Patriots (10/27); 0.5 - vs. Cincinnati Bengals (10/31); 1 - vs. San Diego Chargers (11/17)
Randy Starks	4.0	1.5 - at Cleveland Browns (9/8); 0.5 - at Indianapolis Colts; 1 - vs. Buffalo Bills (10/20); 1 - at Pittsburgh Steelers (12/8)
Derrick Shelby	2.5	1 - at Cleveland Browns (9/8); 1 - at Indianapolis Colts (9/15); 0.5 - vs. Cincinnati Bengals (10/31)
Nolan Carroll	2.0	1 - at Tampa Bay (11/11); 1 - at Buffalo Bills (12/22)
Dion Jordan	2.0	1 - at Cleveland Browns (9/8); 1 - vs. Carolina Panthers (11/24)
Koa Misi	2.0	1 - vs. Baltimore Ravens (10/6); 1 - at New York Jets (12/1)
Reshad Jones	1.5	0.5 - at Indianapolis Colts (9/15); 1 - vs. Buffalo Bills (10/20)
Dannell Ellerbe	1.0	1 - at Tampa Bay (11/11)
Dimitri Patterson	1.0	1 - vs. Buffalo Bills (10/20)
Paul Soliai	1.0	1 - vs. Cincinnati Bengals (10/31)
Philip Wheeler	0.5	0.5 - at Indianapolis Colts (9/15)
TOTAL	42.0	

2013 MIAMI DOLPHINS GAME-BY-GAME TACKLES

PLAYER VS.	CLV	IND	ATL	NO	BLT	BUF	NE	CIN	TB	SD	CAR	NYJ	PIT	NE	BUF	NYJ	TOTAL
Aaitui, Isaako	NR	NR	PS	PS	PS	0	3	0	0	IN	IN	PS	PS	PS	PS	PS	3
Austin, Marvin	NR	NR	NR	1	0	NR	NR	NR	NR	NR	NR	NR	NR	NR	NR	NR	1
Brown, Jalil	NR	NR	NR	NR	NR	NR	NR	NR	NR	NR	NR	NR	NR	IN	IN	IN	0
Campbell, D.J.	NR	NR	NR	NR	NR	PS	PS	PS	0	0	0	0	IN	IN	NR	NR	0
Carroll, Nolan	3	4	6	2	1	3	0	0	2	4	3	4	2	3	6	3	46
Clemons, Chris	4	3	1	8	6	2	10	9	5	3	3	3	13	9	7	3	89
Davis, Will	IN	IN	0	IN	IN	IN	IN	IN	DNP	IN	0	1	IN	7	0	IN	8
Ellerbe, Dannell	6	14	10	8	2	IN	11	4	11	4	6	1	5	2	10	7	101
Francis, A.J.	NR	NR	NR	NR	NR	NR	NR	NR	NR	NR	NR	IN	IN	IN	IN	IN	0
Freeny, Jonathan	0	0	0	0	1	0	0	0	1	0	0	1	0	0	0	0	3
Grimes, Brent	2	5	3	3	5	3	3	5	1	5	4	2	3	5	6	5	60
Jenkins, Jelani	0	0	0	1	1	3	0	0	0	1	0	1	0	2	1	1	11
Jones, Don	0	0	0	0	0	0	0	0	0	0	0	0	0	0	0	0	0
Jones, Reshad	6	9	7	6	3	10	7	6	5	5	5	4	5	8	10	11	107
Jordan, Dion	1	1	2	1	1	1	0	2	1	1	1	3	1	2	4	2	24
Kaddu, Josh	IN	IN	IN	0	IN	IN	PS	PS	PS	PS	PS	PS	PS	PS	PS	PS	0
Kovacs, Jordan	PS	PS	PS	PS	0	0	0	0	NR	PS	PS	0	0	0	0	0	0
Martin, Vaughn	0	0	1	IR	IR	IR	IR	IR	NR	NR	NR	NR	NR	NR	NR	NR	1
McCray, Kelcie	0	0	0	0	NR	NR	NR	NR	NR	NR	NR	NR	NR	NR	NR	NR	0
Misi, Koa	5	3	4	2	8	2	3	5	IN	3	2	3	3	1	6	4	54
Odrick, Jared	1	2	2	5	6	2	4	1	4	2	3	1	2	1	5	2	43
Owens, Chris	NR	NR	NR	NR	NR	NR	NR	NR	NR	NR	NR	NR	NR	NR	IN	0	0
Patterson, Dimitri	2	DNP	IN	IN	IN	3	4	8	IN	1	IN	IN	1	IR	IR	IR	19
Rogers, Justin	NR	NR	NR	NR	NR	NR	NR	NR	NR	NR	NR	NR	NR	IN	NR	NR	0
Shelby, Derrick	2	2	1	4	3	4	2	2	4	1	2	1	1	2	1	0	32
Soliai, Paul	2	4	IN	1	4	3	4	3	1	3	1	1	1	0	5	1	34
Spitler, Austin	NR	NR	NR	NR	0	0	0	0	0	0	0	0	0	0	0	0	0
Stanford, RJ	0	0	0	0	0	0	0	0	0	0	0	0	0	IR	IR	IR	0
Starks, Randy	3	1	4	0	2	4	4	7	5	0	1	1	5	3	7	2	49
Taylor, Jamar	IN	IN	IN	1	0	0	IN	0	0	0	0	IN	IN	IN	0	0	1
Thomas, Michael	NR	NR	NR	NR	NR	NR	NR	NR	NR	NR	NR	NR	NR	2	0	0	2
Trusnik, Jason	0	0	3	1	2	6	0	2	2	0	0	0	0	0	1	0	17
Vernon, Olivier	0	1	3	5	3	3	6	4	1	6	4	10	2	2	5	2	57
Wake, Cameron	4	1	0	IN	0	1	2	5	2	4	2	4	3	3	4	2	37
Wheeler, Philip	6	12	4	3	10	8	8	7	5	6	9	7	7	3	14	9	118
Wilson, Jimmy	1	5	0	4	1	1	3	2	2	3	1	0	4	4	3	3	37
IN = INACTIVE NR = NOT ON ROSTER IR = INJURED RESERVE																	
DNP = DID NOT PLAY PS = PRACTICE SQUAD SS = SUSPENDED																	

2013 MIAMI DOLPHINS TURNOVERS

TAKEAWAYS										GIVEAWAYS		
DATE	OPPONENT	INT	FUMBLES	TOTAL	INT	FUMBLES	TOTAL	DIFFERENTIAL	W/L			
9/8	at Cleveland Browns	3	0	3	1	0	1	2	W			
9/15	at Indianapolis Colts	1	0	1	0	1	1	0	W			
9/22	ATLANTA FALCONS	1	1	2	1	1	2	0	W			
9/30	at New Orleans Saints	0	1	1	3	1	4	-3	L			
10/6	BALTIMORE RAVENS	1	1	2	0	0	0	2	L			
10/20	BUFFALO BILLS	1	0	1	2	1	3	-2	L			
10/27	at New England Patriots	1	0	1	2	1	3	-2	L			
10/31	CINCINNATI BENGALS	3	1	4	0	1	1	3	W			
11/11	at Tampa Bay Buccaneers	1	0	1	1	0	1	0	L			
11/17	SAN DIEGO CHARGERS	1	0	1	1	0	1	0	W			
11/24	CAROLINA PANTHERS	1	0	1	1	0	1	0	L			
12/1	at New York Jets	2	1	3	1	0	1	2	W			
12/8	at Pittsburgh Steelers	0	1	1	1	0	1	0	W			
12/15	NEW ENGLAND PATRIOTS	1	0	1	0	1	1	0	W			
12/22	at Buffalo Bills	1	0	1	2	0	2	-1	L			
12/29	NEW YORK JETS	0	0	0	3	0	3	-3	L			
TOTAL		18	6	24	19	7	26	-2	8-8			

2013 MIAMI DOLPHINS FUMBLES			
PLAYER	NUMBER	LOST	LOST FUMBLES
Ryan Tannehill	9	(5 Lost)	1 - at Indianapolis Colts (9/15); 1 - vs. Atlanta Falcons; 1 - at New Orleans (9/30); 1 - vs. Buffalo Bills (10/20); 1 - at New England Patriots (10/27)
Marcus Thigpen	3	(0 lost)	
Brandon Fields	1	(1 lost)	vs. New England Patriots (12/15)
Lamar Miller	1	(1 lost)	1 - vs. Cincinnati Bengals (10/31)
Matt Moore	1	(0 lost)	
Mike Pouncey	1	(0 lost)	
TOTAL	16	(7 Lost)	

MIAMI DOLPHINS GAME-BY-GAME TEAM SPECIAL TEAMS TACKLES									
DATE	OPPONENT	TOTAL TACKLES	SOLO	ASST	FF	FR	BLKD FG	BLKD PAT	BLKD PUNT
9/8	at Cleveland Browns	7	5	2	0	0	0	0	0
9/15	at Indianapolis Colts	3	3	0	0	0	0	0	0
9/22	ATLANTA FALCONS	3	3	0	1	1	0	0	0
9/30	at New Orleans Saints	5	5	0	0	0	0	0	0
10/6	BALTIMORE RAVENS	8	8	0	0	0	0	0	0
10/20	BUFFALO BILLS	4	4	0	0	0	0	0	0
10/27	at New England Patriots	6	6	0	0	0	0	0	0
10/31	CINCINNATI BENGALS	8	8	0	0	0	0	0	0
11/11	at Tampa Bay Buccaneers	6	5	1	0	0	0	0	0
11/17	SAN DIEGO CHARGERS	5	5	0	0	0	0	0	0
11/24	CAROLINA PANTHERS	2	2	0	0	0	1	0	0
12/1	at New York Jets	7	5	2	0	0	0	0	0
12/8	at Pittsburgh Steelers	12	8	4	0	0	0	0	1
12/15	NEW ENGLAND PATRIOTS	1	1	0	0	1	0	0	0
12/22	at Buffalo Bills	7	5	2	1	1	0	0	0
12/29	NEW YORK JETS	2	2	0	0	0	0	0	0
2013 TOTALS		86	75	11	2	3	1	0	1

2013 MIAMI DOLPHINS SPECIAL TEAMS STATISTICS								
PLAYER	TOTAL TACKLES	SOLO	ASST	FUM FOR	FUM REC	BLKD FG	BLKD PAT	BLKD PUNT
Don Jones	11	10	1	1	0	0	0	0
Jonathan Freeny	10	8	2	0	0	0	0	0
Austin Spitler	8	8	0	0	0	0	0	0
Jason Trusnik	8	8	0	0	0	0	0	0
Jelani Jenkins	6	5	1	0	0	0	0	0
R.J. Stanford	5	5	0	0	0	0	0	0
Marlon Moore	5	4	1	1	0	0	0	0
Chris Clemons	3	3	0	0	0	0	0	0
D.J. Campbell	3	3	0	0	0	0	0	0
Daniel Thomas	3	3	0	0	0	0	0	0
John Denney	3	2	1	0	1	0	0	0
Brandon Fields	2	2	0	0	0	0	0	0
Derrick Shelby	2	2	0	0	0	0	0	0
Jamar Taylor	2	2	0	0	0	0	0	0
Jimmy Wilson	2	2	0	0	0	0	0	1
Mike Gillislee	2	2	0	0	0	0	0	0
Caleb Sturgis	2	1	1	0	0	0	0	0
Dion Jordan	2	1	1	0	0	0	0	0
Rishard Matthews	2	1	1	0	0	0	0	0
Chris Owens	1	1	0	0	0	0	0	0
Jordan Kovacs	1	1	0	0	0	0	0	0
Michael Thomas	1	1	0	0	0	0	0	0
Charles Clay	1	0	1	0	0	0	0	0
Nolan Carroll	1	0	1	0	0	0	0	0
Marcus Thigpen	0	0	0	0	2	0	0	0
TEAM	0	0	0	0	0	1	0	0
TOTALS	86	75	11	2	3	1	0	1

2013 MIAMI DOLPHINS GAME-BY-GAME INDIVIDUAL STATISTICS											
PUNTING											
BRANDON FIELDS											
DATE	OPPONENT	NO	YDS	AVG	LG	IN 20	TB	BLK	50+	PR YARDS	NET
9/8	at Cleveland Browns	5	270	54.0	66	2	0	0	3	31	47.8
9/15	at Indianapolis Colts	5	208	41.6	53	3	0	0	1	16	38.4
9/22	ATLANTA FALCONS	3	159	53.0	56	1	0	0	3	4	51.7
9/30	at New Orleans Saints	4	208	52.0	57	0	1	0	3	44	36.0
10/6	BALTIMORE RAVENS	8	420	52.5	62	3	0	0	6	50	46.3
10/20	BUFFALO BILLS	6	282	47.0	58	2	0	0	2	14	44.7
10/27	at New England Patriots	4	161	40.3	52	1	0	0	1	13	37.0
10/31	CINCINNATI BENGALS	8	391	48.9	58	2	0	0	5	49	42.8
11/11	at Tampa Bay Buccaneers	5	257	51.4	55	2	0	0	4	72	37.0
11/17	SAN DIEGO CHARGERS	4	209	52.3	61	2	0	0	2	46	40.8
11/24	CAROLINA PANTHERS	6	291	48.5	64	4	1	0	3	41	38.3
12/1	at New York Jets	3	128	42.7	53	2	0	0	1	6	40.7
12/8	at Pittsburgh Steelers	5	232	46.4	52	1	0	0	1	14	43.6
12/15	NEW ENGLAND PATRIOTS	4	189	47.3	52	2	0	0	2	0	47.3
12/22	at Buffalo Bills	10	501	50.1	74	6	2	0	5	0	46.1
12/29	NEW YORK JETS	5	244	48.8	63	0	3	0	4	7	35.4
2013 TOTALS		85	4150	48.8	66	33	7	0	46	407	42.4
CAREER TOTALS		536	25092	46.8	71	184	46	2	235	3049	39.3
DOLPHINS TOTALS		536	25092	46.8	71	184	46	2	235	3049	39.3

2013 MIAMI DOLPHINS GAME-BY-GAME INDIVIDUAL STATISTICS							
PUNT RETURNS							
THIGPEN							
DATE	OPPONENT	NO	FC	YDS	AVG	LG	TD
9/8	at Cleveland Browns	3	0	7	2.3	5	0
9/15	at Indianapolis Colts	0	0	0	0.0	0	0
9/22	ATLANTA FALCONS	0	1	0	0.0	0	0
9/30	at New Orleans Saints	1	0	5	5.0	5	0
10/6	BALTIMORE RAVENS	1	1	11	11.0	11	0
10/20	BUFFALO BILLS	4	1	11	2.8	7	0
10/27	at New England Patriots	3	2	28	9.3	13	0
10/31	CINCINNATI BENGALS	0	3	0	0.0	0	0
11/11	at Tampa Bay Buccaneers	1	2	34	34.0	34	0
11/17	SAN DIEGO CHARGERS	0	2	0	0.0	0	0
11/24	CAROLINA PANTHERS	7	0	72	10.1	20	0
12/1	at New York Jets	4	3	39	9.8	25	0
12/8	at Pittsburgh Steelers	2	2	22	11.0	16	0
12/15	NEW ENGLAND PATRIOTS	2	0	9	4.5	9	0
12/22	at Buffalo Bills	3	0	0	0.0	2	0
12/29	NEW YORK JETS	3	1	27	9.0	15	0
2013 TOTALS		34	18	265	7.8	34	0
CAREER TOTALS		60	26	581	9.7	72t	1
DOLPHINS TOTALS		60	26	581	9.7	72t	0

2013 MIAMI DOLPHINS GAME-BY-GAME INDIVIDUAL STATISTICS																	
KICKING																	
STURGIS																	
DATE		OPPONENT		PATs		FIELD GOALS				FG ACCURACY							
		MD	AT	MD	AT	PCT	LG	PTS	1-19	20-29	30-39	40-49	50+	KO	EZ	TB	
9/8	at Cleveland Browns	2	2	3	3	100.0%	49	11	0-0	0-0	1-1	2-2	0-0	6	6	2	
9/15	at Indianapolis Colts	3	3	1	1	100.0%	54	6	0-0	0-0	0-0	0-0	1-1	4	4	3	
9/22	ATLANTA FALCONS	3	3	2	2	100.0%	50	9	0-0	0-0	0-0	1-1	1-1	5	5	5	
9/30	at New Orleans Saints	2	2	1	1	100.0%	34	5	0-0	0-0	1-1	0-0	0-0	4	3	2	
10/6	BALTIMORE RAVENS	2	2	3	4	75.0%	48	11	0-0	1-1	1-1	1-1	0-1	6	5	1	
10/20	BUFFALO BILLS	3	3	0	1	0.0%	-	3	0-0	0-0	0-0	0-0	0-1	4	4	2	
10/27	at New England Patriots	2	2	1	3	33.3%	52	5	0-0	0-0	0-1	0-1	0-0	4	3	2	
10/31	CINCINNATI BENGALS	2	2	2	3	66.6%	44	8	0-0	0-0	1-2	1-1	0-0	5	3	2	
11/11	at Tampa Bay Buccaneers	1	1	2	2	100.0%	40	7	0-0	0-0	1-1	1-1	0-0	5	4	3	
11/17	SAN DIEGO CHARGERS	2	2	2	2	100.0%	37	8	0-0	1-1	1-1	0-0	0-0	5	5	3	
11/24	CAROLINA PANTHERS	1	1	3	4	75.0%	47	10	0-0	1-1	1-1	1-1	0-1	5	5	4	
12/1	at New York Jets	2	2	3	4	75.0%	43	11	1-1	0-0	1-1	1-2	0-0	6	5	1	
12/8	at Pittsburgh Steelers	4	4	2	3	75.0%	30	10	0-0	1-1	1-1	0-0	0-1	7	4	2	
12/15	NEW ENGLAND PATRIOTS	3	3	1	1	100.0%	32	6	0-0	0-0	1-1	0-0	0-0	5	5	4	
12/22	at Buffalo Bills	0	0	0	0	0	-	0	0-0	0-0	0-0	0-0	0-0	1	1	1	
12/29	NEW YORK JETS	1	1	0	0	0	-	1	0-0	0-0	0-0	0-0	0-0	2	2	1	
2013 TOTALS		33	33	26	34	76.5%	54	111	1-1	4-4	9-11	8-10	2-6	74	64	38	
CAREER TOTALS		33	33	26	34	76.5%	54	111	1-1	4-4	9-11	8-10	2-6	74	64	38	
DOLPHINS TOTALS		33	33	26	34	76.5%	54	111	1-1	4-4	9-11	8-10	2-6	74	64	38	

2013 MIAMI DOLPHINS GAME-BY-GAME INDIVIDUAL STATISTICS																
KICKOFF RETURNS																
		CLAY					SPITLER					THIGPEN				
DATE	OPPONENT	NO	YDS	AVG	LG	TD	NO	YDS	AVG	LG	TD	NO	YDS	AVG	LG	TD
9/8	at Cleveland Browns	0	0	0.0	0	0	0	0	0.0	0	0	1	24	24.0	24	0
9/15	at Indianapolis Colts	0	0	0.0	0	0	0	0	0.0	0	0	2	73	36.5	38	0
9/22	ATLANTA FALCONS	0	0	0.0	0	0	0	0	0.0	0	0	2	48	24.0	27	0
9/30	at New Orleans Saints	0	0	0.0	0	0	0	0	0.0	0	0	3	68	22.7	28	0
10/6	BALTIMORE RAVENS	0	0	0.0	0	0	0	0	0.0	0	0	2	49	24.5	31	0
10/20	BUFFALO BILLS	0	0	0.0	0	0	0	0	0.0	0	0	2	59	29.5	44	0
10/27	at New England Patriots	0	0	0.0	0	0	0	0	0.0	0	0	3	52	17.3	23	0
10/31	CINCINNATI BENGALS	0	0	0.0	0	0	0	0	0.0	0	0	3	79	26.3	30	0
11/11	at Tampa Bay Buccaneers	0	0	0.0	0	0	0	0	0.0	0	0	2	30	15.0	20	0
11/17	SAN DIEGO CHARGERS	0	0	0.0	0	0	0	0	0.0	0	0	2	48	24.0	25	0
11/24	CAROLINA PANTHERS	0	0	0.0	0	0	0	0	0.0	0	0	3	59	19.7	25	0
12/1	at New York Jets	0	0	0.0	0	0	0	0	0.0	0	0	2	69	34.5	50	0
12/8	at Pittsburgh Steelers	0	0	0.0	0	0	0	0	0.0	0	0	4	82	20.5	25	0
12/15	NEW ENGLAND PATRIOTS	0	0	0.0	0	0	0	0	0.0	0	0	2	25	12.5	13	0
12/22	at Buffalo Bills	1	8	8.0	8	0	1	0	8.0	0	0	3	75	25.0	30	0
12/29	NEW YORK JETS	1	15	15.0	15	0	0	0	0.0	0	0	3	38	12.7	38	0
2013 TOTALS		2	23	11.5	15	0	1	0	0.0	0	0	39	878	22.5	50	0
CAREER TOTALS		2	23	11.5	15	0	1	0	0.0	0	0	77	1918	24.9	96	1
DOLPHINS TOTALS		2	23	11.5	15	0	1	0	0.0	0	0	77	1918	24.9	96	1

2013 MIAMI DOLPHINS GAME-BY-GAME STATISTICS																							
MIAMI																							
	FIRST DOWNS				OFFENSE			NET PASSING							NET RUSHING				PEN		FUMB		T.O.P
GAME	T	R	P	PN	AT	YDS	AVG	A	C	I	YDS	TD	SK	YDS	AT	YDS	AVG	TD	NO	YD	NO	LST	
CLV	18	1	15	2	65	275	4.2	38	24	1	255	1	4	17	23	20	0.9	1	10	77	0	0	32:47
IND	21	7	14	0	66	398	6.0	34	23	0	297	1	5	22	27	101	3.7	2	0	0	3	1	29:26
ATL	16	3	13	0	55	285	5.2	35	24	1	195	2	5	41	15	90	6.0	1	2	13	2	1	22:51
NO	19	5	13	1	58	331	5.7	35	22	3	216	1	4	33	19	115	6.1	1	5	25	1	1	26:11
BLT	10	0	9	1	57	294	5.2	40	21	0	272	1	6	35	11	22	2.0	0	4	65	1	0	23:44
BUF	19	5	12	2	64	293	4.6	37	19	2	173	3	2	21	25	120	4.8	0	4	32	1	1	29:48
NE	23	9	14	0	79	301	3.8	42	22	2	145	2	6	47	31	156	5.0	0	7	61	1	1	34:59
CIN	15	7	7	1	61	345	5.7	28	20	0	188	0	3	20	30	157	5.2	1	2	25	1	1	28:20
TB	16	1	14	1	58	231	3.7	42	27	1	211	2	2	18	14	2	0.1	0	4	70	0	0	25:12
SD	21	5	15	1	58	343	5.9	35	22	1	239	1	4	29	19	104	5.5	1	3	15	0	0	28:26
CAR	13	1	12	0	62	332	5.4	42	28	1	280	1	3	30	17	52	3.1	0	6	55	0	0	29:48
NYJ	25	5	20	0	80	453	5.7	43	28	1	328	2	1	3	36	125	3.5	0	3	28	0	0	38:52
PIT	18	5	12	1	60	367	6.1	33	20	1	186	3	2	14	25	181	7.2	1	5	36	2	0	28:55
NE	20	3	16	1	64	378	5.9	37	25	0	289	3	4	23	23	89	3.9	0	4	21	2	1	28:39
BUF	6	2	4	0	52	103	2.0	33	12	2	89	0	7	46	12	14	1.2	0	6	37	2	0	23:29
NYJ	18	2	15	1	62	296	4.8	40	20	3	204	1	0	0	22	92	4.2	0	5	38	0	0	27:36
2013 TOTAL	278	61	205	12	1001	5025	5.0	594	357	19	3567	24	58	399	349	1440	4.1	8	70	598	16	7	
OPPONENTS																							
	FIRST DOWNS				OFFENSE			NET PASSING							NET RUSHING				PEN		FUMB		T.O.P
GAME	T	R	P	PN	AT	YDS	AVG	A	C	I	YDS	TD	SK	YDS	AT	YDS	AVG	TD	NO	YD	NO	LST	
CLV	20	2	15	3	72	291	4.0	53	26	3	244	1	6	45	13	47	3.6	0	9	57	2	0	27:13
IND	23	9	14	0	72	448	6.2	43	25	1	315	1	3	6	26	133	5.1	1	3	13	1	0	30:34
ATL	24	9	14	1	68	377	5.5	38	23	1	231	2	0	0	30	146	4.9	0	7	59	1	1	37:09
NO	23	4	18	1	65	465	7.2	39	30	0	397	4	2	16	24	68	2.8	1	6	45	1	1	33:49
BLT	20	6	12	2	74	384	5.2	32	19	1	251	0	2	18	40	133	3.3	2	6	64	1	1	36:16
BUF	15	6	8	1	66	268	4.1	32	21	1	178	0	4	24	30	90	3.0	1	6	53	2	0	30:12
NE	19	9	6	4	62	252	4.1	22	13	1	100	1	3	16	37	152	4.1	2	5	35	0	0	25:01
CIN	28	10	17	1	93	465	5.0	53	32	3	302	0	5	36	35	163	4.7	2	3	63	1	1	40:02
TB	18	7	9	2	60	264	4.4	21	11	1	124	1	2	15	37	140	3.8	1	9	70	0	0	34:48
SD	22	7	14	1	63	435	6.9	34	22	1	281	1	3	17	26	154	5.9	0	10	76	0	0	31:24
CAR	20	9	10	1	69	295	4.3	38	19	1	159	1	3	15	28	136	4.8	1	8	56	0	0	30:12
NYJ	10	4	6	0	54	177	3.3	28	13	2	78	0	4	30	22	99	4.5	0	4	25	1	1	21:08
PIT	16	4	12	0	63	412	6.5	39	23	0	328	3	3	21	21	84	4.0	0	9	63	1	1	31:05
NE	29	9	19	1	78	453	5.8	55	34	1	357	2	1	7	22	96	4.4	0	1	2	0	0	31:21
BUF	18	9	8	1	77	390	5.1	25	15	1	187	0	1	6	51	203	4.0	1	4	31	3	0	36:31
NYJ	22	10	10	2	70	374	5.3	28	18	0	220	0	0	0	42	154	3.7	2	5	36	0	0	32:24
2013 TOTAL	327	114	192	21	1106	5750	5.2	580	344	18	3752	17	42	272	484	1998	4.1	14	95	748	14	6	

2013 MIAMI DOLPHINS SUPPLEMENTAL STATS																
<u>DRIVE ENGINEERING</u>																
	DRIVES	TD	FG	MFG	BK FG	PUNT	BK Punt	FMBL	INT	DOWNS	SAF	HALF	GAME	END RG	PTS	
Dolphins	194	32	26	7	1	85	0	7	19	6	1	4	6	0	301	
Opponents	195	31	34	5	1	78	0	5	18	5	1	9	8	1	319	
<u>INSIDE THE 20-YARD LINE</u>																
	DRIVES	TD	FG	MFG	BK FG	TD %	SCORE %	FMBL	INT	DOWNS	PUNT	HALF	GAME	END RG	PTS	
Dolphins	46	26	15	3	0	56.5%	89.1%	0	1	1	0	0	0	0	226	
Opponents	56	26	23	2	1	46.4%	87.5%	0	3	1	0	0	0	0	251	
<u>GOAL-TO-GO SITUATIONS</u>																
	DRIVES	TD	FG	MFG	BK FG	TD %	SCORE %	FMBL	INT	DOWNS	PUNT	HALF	GAME	END RG	PTS	
Dolphins	20	15	4	0	0	75.0%	95.0%	0	0	1	0	0	0	0	117	
Opponents	26	20	5	0	0	76.9%	96.1%	0	0	1	0	0	0	0	155	

2013 MIAMI DOLPHINS GAME-BY-GAME DRIVE PRODUCTION																			
MIAMI																			
GAME	POSS	TD	PAT	2-PT.	M-2PT.	FG	MFG	Bk FG	PUNT	INT	FUM	SAF	DWNS	HF	GM	PTS	TD%	SCORE %	PTS/POSS
CLV	13	2	2	0	0	3	0	0	5	1	0	0	0	1	1	23	15.4%	38.5%	1.8
IND	12	3	3	0	0	1	0	0	5	0	1	0	1	0	1	24	25.0%	33.3%	2.0
ATL	11	3	3	0	0	2	0	0	3	1	1	0	0	0	1	27	27.2%	45.4%	2.5
NO	12	2	2	0	0	1	0	0	4	3	1	0	0	1	0	17	16.6%	25.0%	1.7
BLT	13	1	1	0	0	3	1	0	8	0	0	0	0	0	0	16	7.7%	30.7%	0.8
BUF	14	3	3	0	0	0	1	0	6	2	1	0	1	0	0	21	21.4%	21.0%	1.5
NE	12	2	2	0	0	1	2	0	4	2	1	0	0	0	0	17	16.6%	25.0%	1.4
CIN	13	1	1	0	0	2	1	0	8	0	1	0	0	0	0	13	7.6%	23.0%	1.0
TB	11	2	1	0	1	2	0	0	5	1	0	1	0	0	0	19	18.1%	36.3%	1.7
SD	10	2	2	0	0	2	0	0	4	1	0	0	0	1	0	20	20%	40.0%	2.0
CAR	13	1	1	0	0	3	1	0	6	1	0	0	0	0	1	16	8%	30.7%	1.2
NYJ	13	2	2	0	0	3	1	0	3	1	0	0	2	0	1	23	15%	30.7%	1.8
PIT	13	4	4	0	0	2	1	0	5	1	0	0	0	0	0	34	30.8%	46.2%	2.6
NE	10	3	3	0	0	1	0	0	4	0	1	0	0	0	1	24	30%	40%	2.4
BUF	13	0	0	0	0	0	0	0	10	2	0	0	1	0	0	0	0%	0%	0.0
NYJ	11	1	1	0	0	0	0	0	5	3	0	0	1	1	0	7	9.1%	9.1%	0.6
TOTAL	194	32	31	0	1	26	8	0	85	19	7	1	6	4	6	301	16.5%	29.9%	1.6
OPPONENTS																			
GAME	POSS	TD	PAT	2-PT.	M-2PT.	FG	MFG	Bk FG	PUNT	INT	FUM	SAF	DWNS	HF	GM	PTS	TD%	SCORE %	PTS/POSS
CLV	12	1	1	0	0	1	0	0	5	3	0	0	2	0	0	10	8.3%	25.0%	1.2
IND	11	2	2	0	0	2	1	0	4	1	0	0	1	0	0	20	18.2%	36.3%	1.8
ATL	9	2	2	0	0	3	1	0	2	1	0	0	0	0	0	23	22.2%	55.5%	2.5
NO	12	5	5	0	0	1	1	0	3	0	1	0	0	0	1	38	41.6%	50.0%	3.1
BLT	15	2	2	0	0	4	0	0	5	1	1	0	0	1	1	26	13.3%	40.0%	1.7
BUF	13	1	1	0	0	3	0	0	7	1	0	0	0	1	0	16	7.6%	30.7%	1.2
NE	13	3	3	0	0	2	0	0	5	1	0	0	0	1	1	27	23.1%	38.5%	2.1
CIN	15	2	2	0	0	2	0	0	4	3	1	1	0	2	0	20	13.3%	26.6%	1.3
TB	12	2	2	0	0	2	0	0	5	1	0	0	0	1	1	20	16.6%	33.3%	1.6
SD	10	1	1	0	0	3	0	0	4	1	0	0	0	0	1	16	10.0%	40.0%	1.6
CAR	13	2	2	0	0	2	0	1	7	1	0	0	0	0	0	20	15.4%	30.8%	1.5
NYJ	13	0	0	0	0	1	0	0	7	2	1	0	1	1	0	3	0.0%	7.7%	0.2
PIT	12	3	3	0	0	0	0	0	6	0	1	0	1	0	1	21	25.0%	25.0%	1.75
NE	10	2	2	0	0	2	1	0	3	1	0	0	0	1	0	20	20.0%	40.0%	2.0
BUF	14	1	1	0	0	4	0	0	6	1	0	0	0	1	1	19	7.1%	35.7%	1.35
NYJ	11	2	2	0	0	2	1	0	5	0	0	0	0	0	1	20	18.2%	36.4%	1.8
TOTAL	195	31	31	0	0	34	5	1	78	18	5	1	5	9	8	319	15.9%	33.3%	1.6

2013 MIAMI DOLPHINS GAME-BY-GAME REDZONE PRODUCTION																	
MIAMI																	
GAME	POSS	TD	PAT	2-PT.	M-2PT.	FG	MFG	Bk FG	INT	FUM	DW/PNT	HF	GM	PTS	TD%	SCORE %	PTS/POSS
CLV	2	1	1	0	0	1	0	0	0	0	0	0	0	10	50.0%	100%	5.0
IND	3	3	3	0	0	0	0	0	0	0	0	0	0	21	100%	100%	7.0
ATL	3	3	3	0	0	0	0	0	0	0	0	0	0	21	100%	100%	7.0
NO	3	2	2	0	0	1	0	0	0	0	0	0	0	17	66.6%	100%	5.6
BLT	3	1	1	0	0	2	0	0	0	0	0	0	0	13	33.3%	100%	4.3
BUF	4	3	3	0	0	0	0	0	1	0	0	0	0	21	75.0%	75.0%	5.3
NE	4	2	2	0	0	0	2	0	0	0	0	0	0	14	50.0%	50.0%	3.5
CIN	3	1	1	0	0	1	1	0	0	0	0	0	0	10	33.3%	66.6%	3.3
TB	3	2	1	0	1	1	0	0	0	0	0	0	0	16	66.6%	100.0%	5.3
SD	3	1	1	0	0	2	0	0	0	0	0	0	0	13	33.3%	100.0%	4.3
CAR	2	0	0	0	0	2	0	0	0	0	0	0	0	6	0.0%	100.0%	3.0
NYJ	3	0	0	0	0	2	0	0	0	0	1	0	0	6	0.0%	75.0%	2.0
PIT	6	4	4	0	0	2	0	0	0	0	0	0	0	34	66.6%	100.0%	5.6
NE	3	2	2	0	0	1	0	0	0	0	0	0	0	17	66.6%	100.0%	5.6
BUF	0	0	0	0	0	0	0	0	0	0	0	0	0	0	0.0%	0.0%	0.0
NYJ	1	1	1	0	0	0	0	0	0	0	0	0	0	7	100.0%	100.0%	7.0
TOTAL	46	26	25	0	1	15	3	0	1	0	1	0	0	226	56.5%	89.1%	4.9
2013 MIAMI DOLPHINS GAME-BY-GAME REDZONE PRODUCTION																	
OPPONENTS																	
GAME	POSS	TD	PAT	2-PT.	M-2PT.	FG	MFG	Bk FG	INT	FUM	DW/PNT	HF	GM	PTS	TD%	SCORE %	PTS/POSS
CLV	2	1	1	0	0	0	0	0	0	0	1	0	0	7	50.0%	50.0%	3.5
IND	4	2	2	0	0	2	0	0	0	0	0	0	0	20	50.0%	100%	5.0
ATL	5	2	2	0	0	2	1	0	0	0	0	0	0	20	40.0%	80.0%	4.0
NO	4	3	3	0	0	1	0	0	0	0	0	0	0	24	75.0%	100%	6.0
BLT	3	2	2	0	0	1	0	0	0	0	0	0	0	17	66.6%	100%	5.6
BUF	4	1	1	0	0	3	0	0	0	0	0	0	0	16	25.0%	100.0%	4.0
NE	4	3	3	0	0	1	0	0	0	0	0	0	0	24	75.0%	100.0%	6.0
CIN	3	1	1	0	0	1	0	0	1	0	0	0	0	10	33.3%	66.6%	3.3
TB	4	2	2	0	0	2	0	0	0	0	0	0	0	20	50.0%	100.0%	5.0
SD	3	1	1	0	0	2	0	0	0	0	0	0	0	13	33.3%	100.0%	4.3
CAR	3	2	2	0	0	0	0	1	0	0	0	0	0	14	66.6%	66.6%	4.6
NYJ	2	0	0	0	0	1	0	0	1	0	0	0	0	3	0.0%	50.0%	1.5
PIT	2	2	2	0	0	0	0	0	0	0	0	0	0	14	100.0%	100.0%	7.0
NE	4	1	1	0	0	2	0	0	1	0	0	0	0	13	25.0%	75.0%	3.25
BUF	4	1	1	0	0	3	0	0	0	0	0	0	0	16	25.0%	100.0%	4.0
NYJ	5	2	2	0	0	2	1	0	0	0	0	0	0	20	40.0%	80.0%	4.0
TOTAL	56	26	26	0	0	23	2	1	3	0	1	0	0	251	46.4%	87.5%	4.5

2013 MIAMI DOLPHINS GAME-BY-GAME GOAL TO GO DRIVE PRODUCTION															
MIAMI															
GAME	POSS	TD	PAT	2-PT.	FG	MFG	INT	FUM	DN	HF	GM	PTS	TD%	SCORE %	PTS/POSS
CLV	1	1	1	0	0	0	0	0	0	0	0	7	100%	100%	5.0
IND	2	2	2	0	0	0	0	0	0	0	0	14	100%	100%	7.0
ATL	1	1	1	0	0	0	0	0	0	0	0	7	100%	100%	7.0
NO	1	1	1	0	0	0	0	0	0	0	0	7	100%	100%	7.0
BLT	1	1	1	0	0	0	0	0	0	0	0	7	100%	100%	7.0
BUF	2	2	2	0	0	0	0	0	0	0	0	14	100%	100%	7.0
NE	1	1	1	0	0	0	0	0	0	0	0	7	100%	100%	7.0
CIN	1	1	1	0	0	0	0	0	0	0	0	7	100%	100%	7.0
TB	1	0	0	0	1	0	0	0	0	0	0	3	0%	100%	3.0
SD	2	1	1	0	1	0	0	0	0	0	0	10	50%	100%	5.0
CAR	0	0	0	0	0	0	0	0	0	0	0	0	0%	0%	0.0
NYJ	2	0	0	0	1	0	0	0	1	0	0	3	0%	50%	1.5
PIT	3	2	2	0	1	0	0	0	0	0	0	17	66.6%	100%	5.6
NE	1	1	1	0	0	0	0	0	0	0	0	7	100%	100%	7.0
BUF	0	0	0	0	0	0	0	0	0	0	0	0	0%	0%	0.0
NYJ	1	1	1	0	0	0	0	0	0	0	0	7	100%	100%	7.0
TOTAL	20	15	15	0	4	0	0	0	1	0	0	117	75.0%	95.0%	5.9
2013 MIAMI DOLPHINS GAME-BY-GAME GOAL TO GO DRIVE PRODUCTION															
OPPONENTS															
GAME	POSS	TD	PAT	2-PT.	FG	MFG	INT	FUM	DN	HF	GM	PTS	TD%	SCORE %	PTS/POSS
CLV	2	1	1	0	0	0	0	0	1	0	0	7	50.0%	50.0%	3.5
IND	2	2	2	0	0	0	0	0	0	0	0	14	100%	100%	7.0
ATL	2	2	2	0	0	0	0	0	0	0	0	14	100%	100%	7.0
NO	1	1	1	0	0	0	0	0	0	0	0	7	100%	100%	7.0
BLT	2	2	2	0	0	0	0	0	0	0	0	14	100%	100%	7.0
BUF	2	1	1	0	1	0	0	0	0	0	0	10	50%	100%	5.0
NE	2	2	2	0	0	0	0	0	0	0	0	14	100%	100%	7.0
CIN	1	1	1	0	0	0	0	0	0	0	0	7	100%	100%	7.0
TB	2	2	2	0	0	0	0	0	0	0	0	14	100%	100%	7.0
SD	2	1	1	0	1	0	0	0	0	0	0	10	50%	100%	5.0
CAR	2	2	2	0	0	0	0	0	0	0	0	14	100%	100%	7.0
NYJ	1	0	0	0	1	0	0	0	0	0	0	3	0%	100%	3.0
PIT	0	0	0	0	0	0	0	0	0	0	0	0	0%	0%	0.0
NE	1	0	0	0	1	0	0	0	0	0	0	3	0%	100%	3.0
BUF	2	1	1	0	1	0	0	0	0	0	0	10	50%	100%	5.0
NYJ	2	2	2	0	0	0	0	0	0	0	0	14	100%	100%	7.0
TOTAL	26	20	20	0	5	0	0	0	1	0	0	155	76.9%	96.2%	6.0

2013 LONGEST DRIVES			
MIAMI			
—	PLAYS	NET YARDS	TIME
	15 - at Cleveland Browns (9/8) at New York Jets (12/1)	93t - vs. Cincinnati Bengals (10/31)	9:10 - at New York Jets (12/1)
For TD	14 - vs. New York Jets (12/29)	93t - vs. Cincinnati Bengals (10/31)	6:56 - vs. New York Jets (12/29)
OPPONENT			
—	PLAYS	NET YARDS	TIME
	19 - at Buffalo Bills (12/22)	94t - vs. Baltimore Ravens (10/6)	9:16 - at Buffalo Bills (12/22)
For TD	14 - vs. Atlanta Falcons (9/22) vs. Carolina Panthers (11/24)	94t - vs. Baltimore Ravens (10/6)	8:48 - vs. Atlanta Falcons (9/22)

2013 BIG PLAYS	
MIAMI	
PASSING PLAYS (25 yards or more)	RUNNING PLAYS (15 yards or more)
67, Ryan Tannehill to Charles Clay at Indianapolis Colts (9/15)	55, Daniel Thomas at Pittsburgh Steelers (12/8)
57, Ryan Tannehill to Mike Wallace vs. Carolina Panthers (11/24)	49, Lamar Miller vs. Atlanta Falcons (9/22)
55t, Ryan Tannehill to Mike Wallace vs. Carolina Panthers (11/24)	48, Ryan Tannehill at Pittsburgh Steelers (12/8)
50, Ryan Tannehill to Marcus Thigpen at New Orleans Saints (9/30)	30, Lamar Miller vs. Buffalo Bills (10/20)
50, Matt Moore to Brian Hartline at Buffalo Bills (12/22)	26, Ryan Tannehill at New Orleans Saints (9/30)
49, Ryan Tannehill to Mike Wallace vs. Baltimore Ravens (10/6)	20, Lamar Miller at New Orleans Saints (9/30)
46, Ryan Tannehill to Mike Wallace vs. Buffalo Bills (10/20)	18, Lamar Miller at New England Patriots (10/27)
46, Ryan Tannehill to Brandon Gibson vs. Baltimore Ravens (10/6)	18, Ryan Tannehill at New York Jets (12/1)
45, Ryan Tannehill to Charles Clay vs. Baltimore Ravens (10/6)	17, Lamar Miller at New York Jets (12/1)
40, Ryan Tannehill to Charles Clay at Pittsburgh Steelers (12/8)	16, Lamar Miller vs. New York Jets (12/29)
40, Ryan Tannehill to Mike Wallace vs. Cincinnati Bengals (10/31)	16, Daniel Thomas vs. Buffalo Bills (10/20)
39t, Ryan Tannehill to Mike Wallace vs. New England Patriots (12/15)	15, Ryan Tannehill at New Orleans Saints (9/30)
39t, Ryan Tannehill to Charles Clay vs. San Diego Chargers (11/17)	15, Daniel Thomas at New England Patriots (10/27)
34t, Ryan Tannehill to Brian Hartline at Cleveland Browns (9/8)	
34, Ryan Tannehill to Mike Wallace at Indianapolis Colts (9/15)	
31t, Ryan Tannehill to Brian Hartline at New York Jets (12/1)	
30, Ryan Tannehill to Brian Hartline vs. Baltimore Ravens (10/6)	
29*, Ryan Tannehill to Brian Hartline vs. Buffalo Bills (10/20)	
29, Ryan Tannehill to Rishard Matthews vs. San Diego Chargers (11/17)	
28t, Ryan Tannehill to Mike Wallace at New York Jets (12/1)	
28, Ryan Tannehill to Charles Clay at New York Jets (12/1)	
28, Ryan Tannehill to Brandon Gibson at New Orleans Saints (9/30)	
27**, Ryan Tannehill to Rishard Matthews at Tampa Bay (11/11)	
25, Ryan Tannehill to Mike Wallace at New England Patriots (10/27)	
25, Ryan Tannehill to Brian Hartline vs. New York Jets (12/29)	
*14 yard pass from Tannehill to Hartline PEN on BUF-K.Alonzo, Personal Foul, 15 yards	
**12 yard pass from Tannehill to MAtthews PEN on TB-Goldson, Personal Foul, 15 yards	

2013 BIG PLAYS	
OPPONENTS	
PASSING PLAYS (25 yards or more)	RUNNING PLAYS (15 yards or more)
67, Ben Roethlisberger to E. Sanders at Pittsburgh Steelers (12/8)**	51, Ryan Mathews vs. San Diego Chargers (11/17)
57, Thad Lewis to Robert Woods at Buffalo Bills (12/22)	35t, Giovani Benard vs. Cincinnati Bengals (10/31)
48, Drew Brees to Darren Sproles at New Orleans Saints (9/30)	32, Chris Ivory at New York Jets (12/1)
47, Andrew Luck to T.Y. Hilton at Indianapolis Colts (9/15)	31, Bobby Rainey at Tampa Bay (11/11)
43t, Ben Roethlisberger to Antonio Brown at Pittsburgh Steelers (12/8)	28, Bernard Pierce vs. Baltimore Ravens (10/6)
43t, Drew Brees to Jimmy Graham at New Orleans (9/30)	26*, Giovani Benard vs. Cincinnati Bengals (10/30)
43, Joe Flacco to Ed Dickson vs. Baltimore Ravens (10/6)	24, Mike James at Tampa Bay (11/11)
41, Joe Flacco to Torrey Smith vs. Baltimore Ravens (10/6)	23, C.J. Spiller at Buffalo Bills (12/22)
40, Andrew Luck to Colby Fleener at Indianapolis Colts (9/15)	23^, Cam Newton vs. Carolina Panthers (11/24)
40, Joe Flacco to Tandon Doss vs. Baltimore Ravens (10/6)	23, Stevan Ridley at New England Patriots (10/27)
35, Philip Rivers to Ladarius Green vs. San Diego Chargers (11/17)	19, LeGarrette Blount at New England Patriots (10/27)
34, Geno Smith to Kellen Winslow vs. New York Jets (12/29)	18, Jacquizz Rodgers vs. Atlanta Falcons (9/22)
34, Matt Ryan to Jason Snelling vs. Atlanta Falcons (9/22)	18, Darren Sproles at New Orleans (9/30)
32, Philip Rivers to Ladarius Green vs. San Diego Chargers (11/17)	17^^, Geno Smith vs. New York Jets (12/29)
32*, Thad Lewis to Stevie Johnson vs. Buffalo Bills (10/20)	17, Jason Snelling vs. Atlanta Falcons (9/22)
31, Geno Smith to David Nelson vs. New York Jets (12/29)	16, Frank Summers vs. Buffalo Bills (10/20)
31, Ben Roethlisberger to Heath Miller at Pittsburgh Steelers (12/8)	15, Ryan Mathews vs. San Diego Chargers (11/17)
30, Bilal Powell to Jeff Cumberland vs. New York Jets (12/29)	15, Mike Tolbert vs. Carolina Panthers (11/24)
30, Tom Brady to Danny Amendola vs. New England Patriots (12/15)	
30, Tom Brady to Josh Boyce vs. New England Patriots (12/15)	
30, Thad Lewis to T.J. Graham vs. Buffalo Bills (10/20)	
29, Cam Newton to Brandon LaFell vs. Carolina Panthers (11/24)	
28, Matt Ryan to Julio Jones vs. Atlanta Falcons (9/22)	
27t, Drew Brees to Jimmy Graham at New Orleans Saints (9/30)	
26, Tom Brady to Aaron Dobson at New England Patriots (10/27)	
26, Andy Dalton to Marvin Jones vs. Cincinnati Bengals (10/31)	
*17 yard pass from Lewis to Johnson PEN on MIA-J.Jenkins, Roughing the Passer, 15 yards	
* 11 yard run by Benard PEN on MIA-R. Jones, Horse Collar Tackle, 15 yards	
^ 8 yard run by Newton PEN on MIA-R.Jones, Personal Foul, 15 yards	
*Sanders lateral to A. Brown ran out of bounds after 55 yd gain	
^^12 yard run by Smith PEN on MIA - R.Jones, Def Holding, 5 yards	

2013 BIG GAMES		
MIAMI		
100-YARD RUSHERS	100-YARD RECEIVERS	300-YARD PASSERS
105, Lamar Miller vs. Cincinnati Bengals (10/31)	127, Brian Hartline at New York Jets (12/1)	331, Ryan Tannehill at New York Jets (12/1)
105, Daniel Thomas at Pittsburgh Steelers (12/8)	127, Mike Wallace vs. Carolina Panthers (11/24)	319, Ryan Tannehill at Indianapolis Colts (9/15)
	120, Rishard Matthews at Tampa Bay (11/11)	312, Ryan Tannehill vs. New England Patriots (12/15)
	115, Mike Wallace at Indianapolis Colts (9/15)	310, Ryan Tannehill vs. Carolina Panthers (11/24)
	114, Brian Hartline at Cleveland Browns (9/8)	307, Ryan Tannehill vs. Baltimore Ravens (10/6)
	109, Charles Clay at Indianapolis Colts (9/15)	
	105, Mike Wallace vs. New England Patriots (12/15)	
	105, Mike Wallace vs. Baltimore Ravens (10/6)	
2013 BIG GAMES		
OPPONENT		
100-YARD RUSHERS	100-YARD RECEIVERS	300-YARD PASSERS
127, Ryan Mathews vs. San Diego Chargers (11/17)	139, Julian Edelman vs. New England Patriots (12/15)	413, Drew Brees at New Orleans Saints (9/30)
111, Fred Jackson at Buffalo Bills (12/22)	138, Antonio Brown at Pittsburgh Steelers (12/8)	364, Tom Brady vs. New England Patriots (12/15)
	131, Danny Amendola vs. New England Patriots (12/15)	349, Ben Roethlisberger at Pittsburgh Steelers (12/8)
	128, A.J. Green vs. Cincinnati Bengals (10/31)	338, Andy Dalton vs. Cincinnati Bengals (10/31)
	124, T.Y. Hilton at Indianapolis Colts (9/15)	321, Andrew Luck at Indianapolis Colts (9/15)
	121, Torrey Smith vs. Baltimore Ravens (10/6)	
	115, Julio Jones vs. Atlanta Falcons (9/22)	
	114, Darren Sproles at New Orleans Saints (9/30)	
	108, Jordan Cameron at Cleveland Browns (9/8)	
	100, Jimmy Graham at New Orleans Saints (9/30)	

2013 MIAMI DOLPHINS GAME-BY-GAME 3RD DOWNS							
MIAMI				OPPONENTS			
DATE	OPPONENT	MADE	ATTEMPTS	PCT	MADE	ATTEMPTS	PCT
9/8	at Cleveland Browns	8	16	50.0%	1	14	7.1%
9/15	at Indianapolis Colts	6	14	42.9%	7	15	46.7%
9/22	ATLANTA FALCONS	7	12	58.3%	5	11	45.5%
9/30	at New Orleans Saints	3	9	33.3%	6	13	46.2%
10/6	BALTIMORE RAVENS	3	16	18.8%	6	16	37.5%
10/20	BUFFALO BILLS	3	13	23.1%	9	19	47.4%
10/27	at New England Patriots	8	17	47.1%	2	10	20.0%
10/31	CINCINNATI BENGALS	3	14	21.4%	10	20	50.0%
11/11	at Tampa Bay Buccaneers	4	12	33.3%	3	12	25.0%
11/17	SAN DIEGO CHARGERS	2	10	20.0%	4	11	36.4%
11/24	CAROLINA PANTHERS	4	16	25.0%	6	17	35.3%
12/1	at New York Jets	7	16	43.8%	2	12	16.7%
12/8	at Pittsburgh Steelers	6	14	42.9%	8	17	47.1%
12/15	NEW ENGLAND PATRIOTS	4	11	36.4%	9	17	52.9%
12/22	at Buffalo Bills	2	14	14.3%	7	19	36.8%
12/29	NEW YORK JETS	6	13	46.2%	6	15	40.0%
TOTAL		76	217	35.0%	91	238	38.2%

THIRD DOWN EFFICIENCY													
3RD DOWN AND ...													
	1	2	3	4	5	6	7	8	9	10	10+	TOTAL	PERCENT
Dolphins	14-23	11-21	8-16	9-20	3-15	6-19	3-11	5-9	7-15	5-20	4-48	76-217	35.0%
Opponents	19-28	6-16	5-21	12-22	4-13	3-12	9-19	3-14	3-7	9-26	9-43	91-238	38.2%

2013 THIRD DOWN EFFICIENCY GAME-BY-GAME													
MIAMI DOLPHINS 3RD DOWN AND...													
Date	OPP	1	2	3	4	5	6	7	8	9	10	10+	TOTAL
9/8	at Cleveland Browns	1-1	3-3		1-2	0-1	0-1			2-2		1-6	8-16
9/15	at Indianapolis Colts	2-3	0-1	1-1	1-1	0-1	0-1	0-1	2-2		0-2	0-1	6-14
9/22	ATLANTA FALCONS	1-1	1-2		1-1			1-2	1-1	2-3	0-1	0-1	7-12
9/30	at New Orleans Saints	0-1		1-1		0-1	1-1			1-2		0-2	3-9
10/6	BALTIMORE RAVENS	0-1	0-1	0-1		0-1	1-3			1-1	1-4	0-4	3-16
10/20	BUFFALO BILLS	2-2	0-1	0-1	1-1	0-2	0-1	0-1			0-2	0-2	3-13
10/27	at New England Patriots		2-5	1-2	2-2	0-2		1-1			1-2	1-3	8-17
10/31	CINCINNATI BENGALS	3-6		0-1	0-2		0-2			0-1		0-2	3-14
11/11	at Tampa Bay Buccaneers	1-1		2-2					0-1	1-4		0-4	4-12
11/17	SAN DIEGO CHARGERS		2-3		0-1				0-1			0-5	2-10
11/24	CAROLINA PANTHERS	1-1		0-1	1-3	0-1	1-3	1-1			0-2	0-4	4-16
12/1	at New York Jets	1-4	1-1	1-2	0-1	1-2	2-2				0-1	1-3	7-16
12/8	at Pittsburgh Steelers	1-1	1-1	1-2	2-2			0-3	1-2	0-1		0-2	6-14
12/15	NEW ENGLAND PATRIOTS		1-2	1-1	0-2	1-1	0-1				1-1	0-3	4-11
12/22	at Buffalo Bills	1-1	0-1		0-2	0-1		0-1	0-1		0-3	1-4	2-14
12/29	NEW YORK JETS			0-1		1-2	1-4		1-1	0-1	2-2	0-2	6-13
2013 TOTALS		14-23	11-21	8-16	9-20	3-15	6-19	3-11	5-9	7-15	5-20	4-48	76-217
PERCENTAGE		60.8%	52.3%	50.0%	45.0%	20.0%	31.5%	27.2%	55.5%	46.6%	25.0%	8.3%	35.0%
OPPONENTS 3RD DOWN AND...													
Date	OPP	1	2	3	4	5	6	7	8	9	10	10+	TOTAL
9/8	at Cleveland Browns		0-1		1-1	0-1			0-3		0-4	0-4	1-14
9/15	at Indianapolis Colts	1-3	1-1	1-2	0-1	0-1	1-1	2-2	0-1	0-1	0-1	1-1	7-15
9/22	ATLANTA FALCONS	2-4			2-3			1-1			0-2	0-1	5-11
9/30	at New Orleans Saints		1-2	1-2	1-2		0-1					3-6	6-13
10/6	BALTIMORE RAVENS	1-1	1-3	0-2	0-1	2-2	0-1	0-1			1-1	1-4	6-16
10/20	BUFFALO BILLS	2-2	1-1	0-1	1-2		0-1	1-2	0-1	1-2	0-1	3-6	9-19
10/27	at New England Patriots	2-2	0-3	0-1		0-1			0-1		0-2		2-10
10/31	CINCINNATI BENGALS	1-2	0-1	0-3	1-4	1-1		1-1	2-3		3-4	1-1	10-20
11/11	at Tampa Bay Buccaneers	2-2			0-1	0-1	0-1			1-1	0-2	0-4	3-12
11/17	SAN DIEGO CHARGERS	1-1			1-1	0-2		1-3		0-1	1-1	0-2	4-11
11/24	CAROLINA PANTHERS	1-3	1-1	1-2		0-1		2-4	1-1		0-2	0-3	6-17
12/1	at New York Jets	1-1	0-1	0-1			0-2		0-2		1-1	0-4	2-12
12/8	at Pittsburgh Steelers	3-3		0-2	2-3		1-2	0-1			2-3	0-3	8-17
12/15	NEW ENGLAND PATRIOTS	2-2	3-4	1-1	1-2	0-2			0-3		1-2	0-1	9-17
12/22	at Buffalo Bills	1-2	0-1	2-5	2-2		1-2	0-2	0-1	1-1	0-1	0-2	7-19
12/29	NEW YORK JETS	1-2	1-1		1-1	1-3	0-1	1-2	0-1	0-1	1-1	0-2	6-15
2013 TOTALS		19-28	6-16	5-21	12-22	4-13	3-12	9-19	3-14	3-7	9-26	9-43	91-238
PERCENTAGE		67.8%	37.5%	23.8%	54.5%	30.8%	25.0%	47.3%	21.4%	42.8%	34.6%	20.9%	38.2%

2013 MIAMI DOLPHINS GAME-BY-GAME 4th DOWNS							
MIAMI				OPPONENTS			
DATE	OPPONENT	MADE	ATTEMPTS	PCT	MADE	ATTEMPTS	PCT
9/8	at Cleveland Browns	0	0	0.0%	2	4	50.0%
9/15	at Indianapolis Colts	0	1	0.0%	0	1	0.0%
9/22	ATLANTA FALCONS	0	0	0.0%	0	0	0.0%
9/30	at New Orleans Saints	0	0	0.0%	0	0	0.0%
10/6	BALTIMORE RAVENS	1	1	100.0%	0	0	0.0%
10/20	BUFFALO BILLS	0	1	0.0%	0	0	0.0%
10/27	at New England Patriots	1	2	50.0%	1	1	100.0%
10/31	CINCINNATI BENGALS	0	0	0.0%	1	1	100.0%
11/11	at Tampa Bay Buccaneers	0	1	0.0%	0	0	0.0%
11/17	SAN DIEGO CHARGERS	0	0	0.0%	0	0	0.0%
11/24	CAROLINA PANTHERS	0	0	0.0%	2	2	100.0%
12/1	at New York Jets	0	2	0.0%	0	2	0.0%
12/8	at Pittsburgh Steelers	0	0	0.0%	1	2	50.0%
12/15	NEW ENGLAND PATRIOTS	1	2	50.0%	1	2	50.0%
12/22	at Buffalo Bills	0	1	0.0%	0	0	0.0%
12/29	NEW YORK JETS	0	1	0.0%	0	0	0.0%
TOTAL		3	12	25.0%	8	15	53.3%

2013 MIAMI DOLPHINS 4th DOWN AND ...													
FOURTH DOWN EFFICIENCY													
4th DOWN AND ...													
	1	2	3	4	5	6	7	8	9	10	10+	TOTAL	PERCENT
Dolphins	1-6				1-1					1-2	0-3	3-12	25.0%
Opponent	2-2	0-1		2-2	0-2			1-2	0-1	3-5		8-15	53.3%

2013 FOURTH DOWN EFFICIENCY MIAMI DOLPHINS 4th DOWN AND...																							
Date	OPP	1	2	3	4	5	6	7	8	9	10	10+	TOTAL										
9/8	at Cleveland Browns												0-0										
9/15	at Indianapolis Colts	0-1											0-1										
9/22	ATLANTA FALCONS												0-0										
9/30	at New Orleans Saints												0-0										
10/6	BALTIMORE RAVENS	1-1											1-1										
10/20	BUFFALO BILLS	0-1											0-1										
10/27	at New England Patriots	1-1											0-1	1-2									
10/31	CINCINNATI BENGALS												0-0										
11/11	at Tampa Bay Buccaneers												0-1	0-1									
11/17	SAN DIEGO CHARGERS												0-0										
11/24	CAROLINA PANTHERS												0-0										
12/1	at New York Jets	0-2											0-2										
12/8	at Pittsburgh Steelers												0-0										
12/15	NEW ENGLAND PATRIOTS	0-1											1-1	1-2									
12/22	at Buffalo Bills												0-1	0-1									
12/29	NEW YORK JETS	0-1																					
2013 TOTALS		1-6											1-1	1-2	0-3	3-12							
PERCENTAGE		17%											0%	0%	0%	100%	0%	0%	0%	50%	0%	25.0%	
2013 FOURTH DOWN EFFICIENCY OPPONENTS 4th DOWN AND...																							
Date	OPP	1	2	3	4	5	6	7	8	9	10	10+	TOTAL										
9/8	at Cleveland Browns	0-1											0-1	2-2	2-4								
9/15	at Indianapolis Colts												0-1	0-1									
9/22	ATLANTA FALCONS													0-0									
9/30	at New Orleans Saints													0-0									
10/6	BALTIMORE RAVENS													0-0									
10/20	BUFFALO BILLS													0-0									
10/27	at New England Patriots												1-1	1-1									
10/31	CINCINNATI BENGALS	1-1												1-1									
11/11	at Tampa Bay Buccaneers													0-0									
11/17	SAN DIEGO CHARGERS													0-0									
11/24	CAROLINA PANTHERS	1-1											1-1	2-2									
12/1	at New York Jets												0-1	0-1	0-2								
12/8	at Pittsburgh Steelers	1-1											0-1	1-2									
12/15	NEW ENGLAND PATRIOTS	0-1											1-1	1-2									
12/22	at Buffalo Bills																						
12/29	NEW YORK JETS																						
2013 TOTALS		2-2											0-1	2-2	0-2	1-2	0-1	3-5	8-15				
PERCENTAGE		100%											0%	0%	100%	0%	0%	0%	50%	0%	60%	0%	53.3%

2013 MIAMI DOLPHINS QUARTER-BY-QUARTER SCORING														
MIAMI									OPPONENTS					
DATE	OPPONENT	W/L	1st	2nd	3rd	4th	OT	Total	1st	2nd	3rd	4th	OT	Total
9/8	at Cleveland Browns	W	3	3	7	10	0	23	0	7	3	0	0	10
9/15	at Indianapolis Colts	W	14	3	7	0	0	24	3	14	3	0	0	20
9/22	ATLANTA FALCONS	W	0	10	10	7	0	27	7	6	7	3	0	23
9/30	at New Orleans Saints	L	3	7	0	7	0	17	7	14	14	3	0	38
10/6	BALTIMORE RAVENS	L	3	10	0	10	0	23	3	3	10	10	0	26
10/20	BUFFALO BILLS	L	0	14	7	0	0	21	14	3	0	6	0	23
10/27	at New England Patriots	L	7	10	0	0	0	17	0	3	17	7	0	27
10/31	CINCINNATI BENGALS	W	0	10	7	3	2	22	0	3	7	10	0	20
11/11	at Tampa Bay Buccaneers	L	0	7	12	0	0	19	10	5	0	7	0	22
11/17	SAN DIEGO CHARGERS	W	3	7	7	3	0	20	7	3	3	3	0	16
11/24	CAROLINA PANTHERS	L	7	9	0	0	0	16	3	3	7	7	0	20
12/1	at New York Jets	W	0	6	14	3	0	23	0	0	3	0	0	3
12/8	at Pittsburgh Steelers	W	3	7	14	10	0	34	7	0	14	7	0	28
12/15	NEW ENGLAND PATRIOTS	W	0	7	3	14	0	24	3	7	0	10	0	20
12/22	at Buffalo Bills	L	0	0	0	0	0	0	3	7	0	9	0	19
12/29	NEW YORK JETS	L	0	7	0	0	0	7	0	14	0	6	0	20
TOTAL		8-8	43	117	88	67	2	317	67	92	88	88	0	335

IN 2013, THE MIAMI DOLPHINS ARE ...			
2-2	when leading after the 1 st Quarter	4-4	in road games
3-3	when leading after the 2 nd Quarter	0-1	when playing in domes
6-3	when leading after the 3 rd Quarter	8-7	when playing outdoors
4-4	when behind after the 1 st Quarter	2-3	when playing on artificial turf
3-5	when behind after the 2 nd Quarter	6-5	when playing on natural grass
0-5	when behind after the 3 rd Quarter	3-3	after winning the coin toss
4-2	when Miami scores first	5-5	after losing the coin toss
4-6	when opponent scores first	7-2	when scoring 21 points or more
2-0	when tied at halftime	6-3	when yielding 20 points or less
4-4	in home games	1-0	in overtime contests

2013 MIAMI DOLPHINS GAME-BY-GAME STARTERS											
OFFENSE											
GAME	WR	LT	LG	C	RG	RT	TE	WR	QB	RB	WR
at Cleveland Browns	Clay*	Martin	Incognito	Pouncey	Jerry	Clabo	Sims	Wallace	Tannehill	L. Miller	Egnew*
at Indianapolis Colts	Hartline	Martin	Incognito	Pouncey	Jerry	Clabo	Clay	Wallace	Tannehill	L. Miller	Sims#
ATLANTA FALCONS	Hartline	Martin	Incognito	Pouncey	Jerry	Clabo	Clay	Wallace	Tannehill	L. Miller	Gibson
at New Orleans Saints	Hartline	Martin	Incognito	Pouncey	Jerry	Clabo	Clay	Wallace	Tannehill	L. Miller	Gibson
BALTIMORE RAVENS	Hartline	Martin	Incognito	Pouncey	Jerry	Clabo	Clay	Wallace	Tannehill	L. Miller	Gibson
BUFFALO BILLS	Hartline	Martin	Incognito	Pouncey	Jerry	Clabo	Sims	Wallace	Tannehill	DN Thomas	Egnew
at New England Patriots	Hartline	McKinnie	Incognito	Pouncey	Jerry	Martin	Clay	Wallace	Tannehill	L. Miller	Sims
CINCINNATI BENGALS	Hartline	McKinnie	Incognito	Pouncey	Jerry	Clabo	Clay	Wallace	Tannehill	L. Miller	Egnew
at Tampa Bay Buccaneers	Hartline	McKinnie	Garner	Pouncey	Jerry	Clabo	Clay	Wallace	Tannehill	L. Miller	Matthews
SAN DIEGO CHARGERS	Hartline	McKinnie	Brenner	Garner	Jerry	Clabo	Clay	Wallace	Tannehill	L. Miller	Egnew
CAROLINA PANTHERS	Hartline	McKinnie	Brenner	Garner	Jerry	Clabo	Clay	Wallace	Tannehill	L. Miller	Matthews
at New York Jets	Hartline	McKinnie	Garner	Pouncey	Jerry	Clabo	Clay	Wallace	Tannehill	L. Miller	Matthews
at Pittsburgh Steelers	Hartline	McKinnie	Garner	Pouncey	Jerry	Clabo	Clay	Wallace	Tannehill	L. Miller	Sims
NEW ENGLAND PATRIOTS	Hartline	McKinnie	Brenner	Pouncey	Jerry	Clabo	Clay	Wallace	Tannehill	L. Miller	Matthews
at Buffalo Bills	Hartline	McKinnie	Brenner	Pouncey	Jerry	Clabo	Clay	Wallace	Tannehill	L. Miller	Matthews
NEW YORK JETS	Hartline	McKinnie	Garner	Pouncey	Jerry	Clabo	Clay	Wallace	Tannehill	L. Miller	Egnew
DEFENSE											
GAME	LE	DT	DT	RE	LOLB	ILB	ROLB	CB	CB	SS	FS
at Cleveland Browns	Wake	Odrick	Soliai	Vernon	Wheeler	Ellerbe	Misi	Grimes	Patterson	Clemons	Jones
at Indianapolis Colts	Wake	Odrick	Soliai	Vernon	Wheeler	Ellerbe	Misi	Grimes	Carroll	Clemons	Jones
ATLANTA FALCONS	Wake	Odrick	Starks	Vernon	Wheeler	Ellerbe	Misi	Grimes	Carroll	Clemons	Jones
at New Orleans Saints	Shelby	Starks	Soliai	Vernon	Wheeler	Ellerbe	Misi	Grimes	Carroll	Clemons	Jones
BALTIMORE RAVENS	Wake	Starks	Soliai	Vernon	Wheeler	Ellerbe	Misi	Grimes	Carroll	Clemons	Jones
BUFFALO BILLS	Wake	Starks	Soliai	Vernon	Wheeler	Trusnik	Misi	Grimes	Carroll	Clemons	Jones
at New England Patriots	Wake	Starks	Soliai	Vernon	Wheeler	Ellerbe	Wilson	Grimes	Patterson	Clemons	Jones
CINCINNATI BENGALS	Wake	Starks	Soliai	Vernon	Wheeler	Ellerbe	Misi	Grimes	Patterson	Clemons	Jones
at Tampa Bay Buccaneers	Wake	Starks	Soliai	Vernon	Wheeler	Ellerbe	Trusnik	Grimes	Carroll	Clemons	Jones
SAN DIEGO CHARGERS	Wake	Starks	Soliai	Vernon	Wheeler	Ellerbe	Misi	Grimes	Patterson	Clemons	Jones
CAROLINA PANTHERS	Wake	Starks	Soliai	Vernon	Wheeler	Ellerbe	Misi	Grimes	Carroll	Clemons	Jones
at New York Jets	Wake	Starks	Soliai	Vernon	Wheeler	Ellerbe	Misi	Grimes	Carroll	Clemons	Jones
at Pittsburgh Steelers	Wake	Starks	Soliai	Vernon	Wheeler	Ellerbe	Wilson	Grimes	Carroll	Clemons	Jones
NEW ENGLAND PATRIOTS	Wake	Starks	Soliai	Vernon	Wheeler	Ellerbe	Wilson	Grimes	Carroll	Clemons	Jones
at Buffalo Bills	Wake	Starks	Soliai	Vernon	Wheeler	Ellerbe	Misi	Grimes	Carroll	Clemons	Jones
NEW YORK JETS	Wake	Starks	Soliai	Odrick	Wheeler	Ellerbe	Misi	Grimes	Carroll	Clemons	Jones

2013 MIAMI DOLPHINS INACTIVES							
at Cleveland Browns	Devlin	J. Taylor	Gillislee	Davis	Kaddu	Watkins	DLThomas
at Indianapolis Colts	Devlin	J. Taylor	Gillislee	Davis	Kaddu	Watkins	DLThomas
ATLANTA FALCONS	Devlin	J. Taylor	Patterson	Kaddu	Watkins	DL Thomas	Soliai
at New Orleans Saints	Devlin	Gillislee	Patterson	Davis	Watkins	DL Thomas	Wake
BALTIMORE RAVENS	Devlin	Gillislee	Patterson	Davis	Kaddu	Watkins	DL Thomas
BUFFALO BILLS	Devlin	Gillislee	Davis	Kaddu	Ellerbe	Watkins	DL Thomas
at New England Patriots	Devlin	Gillislee	Taylor	Davis	Watkins	DL Thomas	Yeatman
CINCINNATI BENGALS	Devlin	Gillislee	Davis	Watkins	DL Thomas	Martin	Sims
at Tampa Bay Buccaneers	Devlin	Gillislee	Patterson	Misi	Arkin	DL Thomas	Martin
SAN DIEGO CHARGERS	Devlin	Gillislee	Davis	Pouncey	Arkin	Martin	Aaitui
CAROLINA PANTHERS	Devlin	Gillislee	Patterson	Pouncey	Watkins	Martin	Aaitui
at New York Jets	Devlin	Taylor	Patterson	DN Thomas	Watkins	Arkin	Francis
at Pittsburgh Steelers	Devlin	Taylor	Davis	Campbell	Watkins	Arkin	Francis
NEW ENGLAND PATRIOTS	Devlin	Taylor	Rogers	Campbell	Watkins	Arkin	Francis
at Buffalo Bills	Devlin	Gillislee	J. Brown	C. Owens	Watkins	Arkin	Francis
NEW YORK JETS	Devlin	Gillislee	Davis	J. Brown	Watkins	Arkin	Francis

2013 HONORS
AFC DEFENSIVE PLAYER OF THE WEEK
<i>Week 9 - DE Cameron Wake vs. Cincinnati Bengals (10/31)</i>
<i>Week 13 - DE Olivier Vernon at New York Jets (12/1)</i>
<i>Week 15 - S Michael Thomas vs. New England Patriots (12/15)</i>
PEPSI NEXT ROOKIE OF THE WEEK
<i>Week 1 - K Caleb Sturgis at Cleveland Browns (9/8)</i>
OTHER HONORS
<i>WEEK 3 - GMC NEVER SAY NEVER MOMENT OF THE WEEK - 4th Quarter Comeback vs. Atlanta (9/22)</i>

2013 MIAMI DOLPHINS TEAM SINGLE-GAME HIGHS

MIAMI DOLPHINS

HIGH	OPPONENT	DATE		LOW	OPPONENT	DATE
			<u>FIRST DOWNS</u>			
25	at New York Jets	12/1	Total	6	at Buffalo Bills	12/22
9	at New England Patriots	10/27	Rushing	0	vs. Baltimore Ravens	10/6
20	at New York Jets	12/1	Passing	4	at Buffalo Bills	12/22
2	at Cleveland Browns	9/8	Penalty	0	at Indianapolis Colts	9/15
	vs. Buffalo Bills	10/20			vs. Atlanta Falcons	9/22
					at New England Patriots	10/27
					vs. Carolina Panthers	11/24
					at New York Jets	12/1
					at Buffalo Bills	12/22
			<u>TOTAL NET YARDS</u>			
			<u>RUSHING</u>			
181	at Pittsburgh Steelers	12/8	Net Yards	2	at Tampa Bay	11/11
36	at New York Jets	12/1	Attempts	11	vs. Baltimore Ravens	10/6
7.5	at Pittsburgh Steelers	12/8	Average	0.1	at Tampa Bay	11/11
2	at Indianapolis Colts	9/15	Touchdowns	0	vs. Baltimore Ravens	10/6
					vs. Buffalo Bills	10/20
					at New England Patriots	10/27
					at Tampa Bay	11/11
					vs. Carolina Panthers	11/24
					at New York Jets	12/1
					vs. New England Patriots	12/15
					at Buffalo Bills	12/22
					vs. New York Jets	12/29
			<u>PASSING</u>			
328	at New York Jets	12/1	Net Yards	89	at Buffalo Bills	12/22
43	at New York Jets	12/1	Attempts	33	at Pittsburgh Steelers	12/8
					at Buffalo Bills	12/22
28	vs. Carolina Panthers	11/24	Completions	12	at Buffalo Bills	12/22
	at New York Jets	12/1				
3	vs. Buffalo Bills	10/20	Touchdowns	0	vs. Cincinnati Bengals	10/31
	at Pittsburgh Steelers	12/8			at Buffalo Bills	12/22
	vs. New England Patriots	12/15				
71.4%	vs. Cincinnati Bengals	10/31	Completion %	36.0%	at Buffalo Bills	12/22
3	at New Orleans Saints	9/30	Interceptions	0	at Indianapolis Colts	9/15
	vs. New York Jets	12/29			vs. Baltimore Ravens	10/6
					vs. Cincinnati Bengals	10/31
					vs. New England Patriots	12/15
7	at Buffalo Bills	12/22	Times Sacked	0	vs. New York Jets	12/29
47	at New England Patriots	10/27	Yards Lost	0	vs. New York Jets	12/29
			<u>PUNT</u>			
10	at Buffalo Bills	12/22	Total	3	vs. Atlanta Falcons	9/22
					at New York Jets	12/1
501	at Buffalo Bills	12/22	Yards	128	at New York Jets	12/1
74	at Buffalo Bills	12/22	Long	52	at Pittsburgh Steelers	12/8
					vs. New England Patriots	12/15
54.0	at Cleveland Browns	9/8	Gross Average	40.3	at New England Patriots	10/27
51.7	vs. Atlanta Falcons	9/22	Net Average	35.4	vs. New York Jets	12/29
7	vs. Carolina Panthers	11/24	Returns	0	at Indianapolis Colts	9/15
					vs. Atlanta Falcons	9/22
					vs. Cincinnati Bengals	10/31
					vs. San Diego Chargers	11/17
71	vs. Carolina Panthers	11/24	Return Yards	0	at Indianapolis Colts	9/15
					vs. Atlanta Falcons	9/22
					vs. Cincinnati Bengals	10/31
					vs. San Diego Chargers	11/17
					at Buffalo Bills	12/22
34.0	at Tampa Bay	11/11	Return Average	0.0	at Indianapolis Colts	9/15
					vs. Atlanta Falcons	9/22
					vs. Cincinnati Bengals	10/31
					vs. San Diego Chargers	11/17
					at Buffalo Bills	12/22
			<u>PENALTIES</u>			
10	at Cleveland Browns	9/8	Total	0	at Indianapolis Colts	9/15
77	at Cleveland Browns	9/8	Yards Penalized	0	at Indianapolis Colts	9/15
			<u>FUMBLES</u>			
3	at Indianapolis Colts	9/15	Total	0	at Cleveland Browns	9/8
					at Tampa Bay	11/11
					vs. San Diego Chargers	11/17

1	at Indianapolis Colts	9/15	Lost	0	vs. Carolina Panthers	11/24
	vs. Atlanta Falcons	9/22			at New York Jets	12/1
	at New Orleans Saints	9/30			vs. New York Jets	12/29
	vs. Buffalo Bills	10/20			at Cleveland Browns	9/8
	at New England Patriots	10/27			vs. Baltimore Ravens	10/6
	vs. Cincinnati Bengals	10/31			at Tampa Bay	11/11
	vs. New England Patriots	12/15			vs. San Diego Chargers	11/17
					vs. Carolina Panthers	11/24
38:52			<u>TIME OF POSSESSION</u>	22:51	at New York Jets	12/1
					at Pittsburgh Steelers	12/8
					at Buffalo Bills	12/22
					vs. New York Jets	12/29
					vs. Atlanta Falcons	9/22

2013 MIAMI DOLPHINS OPPONENT TEAM SINGLE-GAME HIGHS						
OPPONENTS vs. DOLPHINS						
HIGH	OPPONENT	DATE		LOW	OPPONENT	DATE
			<u>FIRST DOWNS</u>			
29	vs. New England Patriots	12/15	Total	10	at New York Jets	12/1
10	vs. Cincinnati Bengals	9/15	Rushing	2	at Cleveland Browns	9/8
	vs. New York Jets	12/29				
19	vs. New England Patriots	12/15	Passing	6	at New England Patriots	10/27
					at New York Jets	12/1
4	at New England Patriots	10/27	Penalty	0	at Indianapolis Colts	9/15
					at New York Jets	12/1
					at Pittsburgh Steelers	12/8
			<u>RUSHING</u>			
203	at Buffalo Bills	12/22	Net Yards	47	at Cleveland Browns	9/8
51	at Buffalo Bills	12/22	Attempts	13	at Cleveland Browns	9/8
5.9	vs. San Diego Chargers	11/17	Average	2.8	at New Orleans Saints	9/30
2	vs. Baltimore Ravens	10/6	Touchdowns	0	at Cleveland Browns	9/8
	at New England Patriots	10/27			vs. Atlanta Falcons	9/22
	vs. Cincinnati Bengals	10/31			vs. San Diego Chargers	11/17
	vs. New York Jets	12/29			at New York Jets	12/1
					at Pittsburgh Steelers	12/8
					vs. New England Patriots	12/15
			<u>PASSING</u>			
397	at New Orleans Saints	9/30	Net Yards	78	at New York Jets	12/1
55	vs. New England Patriots	12/15	Attempts	21	at Tampa Bay	11/11
34	vs. New England Patriots	12/15	Completions	11	at Tampa Bay	10/27
4	at New Orleans Saints	9/30	Touchdowns	0	vs. Baltimore Ravens	10/6
					vs. Buffalo Bills	10/20
					vs. Cincinnati Bengals	10/31
					at New York Jets	12/1
					at Buffalo Bills	12/22
					vs. New York Jets	12/29
76.9%	at New Orleans Saints	9/30	Completion %	46.4%	at New York Jets	12/1
3	at Cleveland Browns	9/8	Interceptions	0	at New Orleans Saints	9/30
	vs. Cincinnati Bengals	10/31			at Pittsburgh Steelers	12/8
					vs. New York Jets	12/29
6	at Cleveland Browns	9/8	Times Sacked	0	vs. Atlanta Falcons	9/22
					vs. New York Jets	12/29
45	at Cleveland Browns	9/8	Yards Lost	0	vs. Atlanta Falcons	9/22
					vs. New York Jets	12/29
			<u>PUNT</u>			
7	vs. Buffalo Bills	10/20	Total	2	vs. Atlanta Falcons	9/22
	vs. Carolina Panthers	11/24				
	at New York Jets	12/1				
397	vs. Carolina Panthers	11/24	Yards	66	vs. Atlanta Falcons	9/22
72	vs. Carolina Panthers	11/24	Long	36	vs. Atlanta Falcons	9/22
56.7	vs. Carolina Panthers	11/24	Gross Average	33.0	vs. Atlanta Falcons	9/22
46.6	vs. Carolina Panthers	11/24	Net Average	32.0	vs. Baltimore Ravens	10/6
					at Pittsburgh Steelers	12/8
6	vs. Cincinnati Bengals	10/31	Returns	0	vs. New England Patriots	12/15
55	at Tampa Bay	11/11	Return Yards	0	vs. New England Patriots	12/15
					at Buffalo Bills	12/22
41.0	vs. Carolina Panthers	11/24	Return Average	0.0	vs. New England Patriots	12/15
					at Buffalo Bills	12/22
			<u>PENALTIES</u>			
10	vs. San Diego Chargers	11/17	Total	1	vs. New England Patriots	12/15
76	vs. San Diego Chargers	11/17	Yards Penalized	2	vs. New England Patriots	12/15

			<u>FUMBLES</u>			
3	at Buffalo Bills	12/22	Total	0	at Tampa Bay	11/11
					vs. San Diego Chargers	11/17
					vs. Carolina Panthers	11/24
					at Pittsburgh Steelers	12/8
					vs. New England Patriots	12/15
					vs. New York Jets	12/29
1	vs. Atlanta Falcons	9/22	Lost	0	at Cleveland Browns	9/8
	at New Orleans Saints	9/30			at Indianapolis Colts	9/15
	vs. Baltimore Ravens	10/6			vs. Buffalo Bills	10/20
	vs. Cincinnati Bengals	10/31			at New England Patriots	10/27
	at New York Jets	12/1			at Tampa Bay	11/11
					vs. San Diego Chargers	11/17
					vs. Carolina Panthers	11/24
					at Pittsburgh Steelers	12/8
					vs. New England Patriots	12/15
					at Buffalo Bills	12/22
					vs. New York Jets	12/29
40:02	vs. Cincinnati Bengals	10/31	<u>TIME OF POSSESSION</u>	21:08	at New York Jets	12/1

2013 MIAMI DOLPHINS AND OPPONENT INDIVIDUAL SINGLE-GAME HIGHS				
DOLPHINS INDIVIDUAL HIGHS		PLAYER	OPPONENT	DATE
OFFENSE				
RUSHING				
Yards	105	Lamar Miller	vs. Cincinnati Bengals	10/31
		Daniel Thomas	at Pittsburgh Steelers	12/8
Attempts	22	Lamar Miller	at New York Jets	12/1
Touchdowns	1	Daniel Thomas	at Cleveland Browns	9/8
		Lamar Miller	at Indianapolis Colts	9/15
		Charles Clay	at Indianapolis Colts	9/15
		Daniel Thomas	vs. Atlanta Falcons	9/22
		Lamar Miller	at New Orleans Saints	9/30
		Ryan Tannehill	vs. Cincinnati Bengals	10/31
		Daniel Thomas	vs. San Diego Chargers	11/17
		Daniel Thomas	at Pittsburgh Steelers	12/8
Yards by Quarterback	56	Ryan Tannehill	at Pittsburgh Steelers	12/8
Longest Run from Scrimmage	55	Daniel Thomas	at Pittsburgh Steelers	12/8
Longest Run from Scrimmage for TD	10	Lamar Miller	at Indianapolis Colts	9/15
PASSING				
Yards	331	Ryan Tannehill	at New York Jets	12/1
Attempts	43	Ryan Tannehill	at New York Jets	12/1
Completions	28	Ryan Tannehill	vs. Carolina Panthers	11/24
		Ryan Tannehill	at New York Jets	12/1
Touchdowns	3	Ryan Tannehill	vs. Buffalo Bills	10/20
		Ryan Tannehill	at Pittsburgh Steelers	12/8
		Ryan Tannehill	vs. New England Patriots	12/15
Completion Percentage	71.4%	Ryan Tannehill	vs. Cincinnati Bengals	9/8
Interceptions	0	Ryan Tannehill	at Indianapolis Colts	9/15
		Ryan Tannehill	vs. Baltimore Ravens	10/6
		Ryan Tannehill	vs. Cincinnati Bengals	10/31
		Ryan Tannehill	vs. New England Patriots	12/15
Longest Completion	67	Ryan Tannehill	at Indianapolis Colts	9/15
Longest Completion for TD	53t	Ryan Tannehill	vs. Carolina Panthers	11/24
RECEIVING				
Receptions	11	Rishard Matthews	at Tampa Bay	11/11
Yards	127	Mike Wallace	vs. Carolina Panthers	11/24
		Brian Hartline	at New York Jets	12/1
Touchdowns	2	Brandon Gibson	vs. Buffalo Bills	10/20
		Rishard Matthews	at Tampa Bay	11/11
		Charles Clay	at Pittsburgh Steelers	12/8
Longest Reception by Running Back	50	Marcus Thigpen	at New Orleans Saints	9/30
Yards by Running Back	50	Marcus Thigpen	vs. New Orleans Saints	9/30
Longest Reception	67	Charles Clay	at Indianapolis Colts	9/15
Longest Reception for TD	53t	Mike Wallace	vs. Carolina Panthers	11/24
TOTAL YARDS FROM SCRIMMAGE	129	Lamar Miller	vs. Cincinnati Bengals	10/31
DEFENSE				
TACKLES				
Total	14	Dannell Ellerbe	at Indianapolis Colts	9/15
		Philip Wheeler	at Buffalo Bills	12/22
Solo	11	Dannell Ellerbe	at Tampa Bay	11/11
INTERCEPTIONS				
Total	2	Dimitri Patterson	at Cleveland Browns	9/8
Longest Return	94t	Brent Grimes	vs. Cincinnati Bengals	10/31
Longest Return for Touchdown	94t	Brent Grimes	vs. Cincinnati Bengals	10/31
FUMBLES				
Total Forced	1	Derrick Shelby	at Cleveland Browns	9/8
		Derrick Shelby	at Indianapolis Colts	9/15
		Jimmy Wilson	at New Orleans Saints	9/30
		Paul Soliai	vs. Baltimore Ravens	10/6
		Randy Starks	vs. Buffalo Bills	10/20
		Cameron Wake	vs. Cincinnati Bengals	10/31
		Cameron Wake	at Pittsburgh Steelers	12/8
		Jared Odrick	at Buffalo Bills	12/22

Total Recovered	1	Dannell Ellerbe	at New Orleans Saints	9/30
		Dannell Ellerbe	vs. Baltimore Ravens	10/6
		Cameron Wake	vs. Cincinnati Bengals	10/31
		Philip Wheeler	at New York Jets	12/1
		Randy Starks	at Pittsburgh Steelers	12/8
Longest Return for Touchdown	-	-	-	-
SACKS				
Total	3	Cameron Wake	vs. Cincinnati Bengals	10/31
		Olivier Vernon	at New York Jets	12/1
Yards Lost	25	Olivier Vernon	at New York Jets	12/1
SPECIAL TEAMS				
Field Goals Made	3	Caleb Sturgis	at Cleveland Browns	9/8
		Caleb Sturgis	vs. Baltimore Ravens	10/6
		Caleb Sturgis	vs. Carolina Panthers	11/24
		Caleb Sturgis	at New York Jets	12/1
Field Goal Attempts	4	Caleb Sturgis	vs. Baltimore Ravens	10/6
		Caleb Sturgis	vs. Carolina Panthers	11/24
		Caleb Sturgis	at New York Jets	12/1
Longest Field Goal	54	Caleb Sturgis	at Indianapolis Colts	9/15
Longest Field Goal Attempt	57	Caleb Sturgis	vs. Baltimore Ravens	10/6
Punts	10	Brandon Fields	at Buffalo Bills	12/22
Longest Punt (yards)	74	Brandon Fields	at Buffalo Bills	12/22
Highest Gross Average	54.0	Brandon Fields	at Cleveland Browns	9/8
Highest Net Average	51.7	Brandon Fields	vs. Atlanta Falcons	9/22
Most Punt Returns	7	Marcus Thigpen	vs. Carolina Panthers	11/24
Most Punt Return Yards	71	Marcus Thigpen	vs. Carolina Panthers	11/24
Highest Punt Return Average*	10.1	Marcus Thigpen	vs. Carolina Panthers	11/24
Longest Punt Return	34	Marcus Thigpen	at Tampa Bay	11/11
Most Kickoff Returns	4	Marcus Thigpen	at Pittsburgh Steelers	12/8
Most Kickoff Return Yards	82	Marcus Thigpen	at Pittsburgh Steelers	12/8
Highest Kickoff Return Average*	36.5	Marcus Thigpen	at Indianapolis Colts	9/15
Longest Kickoff Return	50	Marcus Thigpen	at New York Jets	12/1
*Min of two				

2013 OPPONENT VS. MIAMI DOLPHINS INDIVIDUAL SINGLE-GAME HIGHS				
DOLPHINS INDIVIDUAL HIGHS		PLAYER	OPPONENT	DATE
OFFENSE				
RUSHING				
Yards	127	Ryan Mathews	vs. San Diego Chargers	11/17
Attempts	27	Ray Rice	vs. Baltimore Ravens	10/6
Touchdowns	2	Ray Rice	vs. Baltimore Ravens	10/6
		Giovani Bernard	vs. Cincinnati Bengals	10/31
Yards by Quarterback	51	Cam Newton	vs. Carolina Panthers	11/24
Longest Run from Scrimmage	51	Ryan Mathews	vs. San Diego Chargers	11/17
Longest Run from Scrimmage for TD	35t	Giovani Bernard	vs. Cincinnati Bengals	10/31
PASSING				
Yards	413	Drew Brees	at New Orleans Saints	9/30
Attempts	55	Tom Brady	vs. New England Patriots	12/15
Completions	34	Tom Brady	vs. New England Patriots	12/15
Touchdowns	4	Drew Brees	at New Orleans Saints	9/30
Completion Percentage	76.9%	Drew Brees	at New Orleans Saints	9/30
Interceptions	0	Drew Brees	at New Orleans Saints	9/30
		Ben Roethlisberger	at Pittsburgh Steelers	12/8
		Geno Smith	vs. New York Jets	12/29
Longest Completion	62	Ben Roethlisberger	at Pittsburgh Steelers	12/8
Longest Completion for TD	43	Drew Brees	at New Orleans Saints	9/30
		Ben Roethlisberger	at Pittsburgh Steelers	12/8
RECEIVING				
Receptions	13	Julian Edelman	vs. New England Patriots	12/15
Yards	139	Julian Edelman	vs. New England Patriots	12/15
Touchdowns	2	Jimmy Graham	at New Orleans Saints	9/30
Yards by Running Back	114	Darren Sproles	at New Orleans Saints	9/30
Longest Reception	57	R. Woods	at Buffalo Bills	12/22
Longest Reception for TD	43	Jimmy Graham	at New Orleans Saints	9/30
		Antonio Brown	at Pittsburgh Steelers	12/8
TOTAL YARDS FROM SCRIMMAGE	143	Ryan Mathews	vs. San Diego Chargers	11/17
DEFENSE				
TACKLES				
Total	13	David Harris	at New York Jets	12/1
Solo	8	Chris Owens	at Cleveland Browns	9/8
		Jason Worlds	at Pittsburgh Steelers	12/8
		Don't'a Hightower	vs. New England Patriots	12/15
INTERCEPTIONS				
Total	2	Dee Milner	vs. New York Jets	12/29
Longest Return	29	Tashaun Gipson	at Cleveland Browns	9/8
Longest Return for Touchdown	19	Nickell Roby	vs. Buffalo Bills	10/20
		Troy Polamalu	at Pittsburgh Steelers	12/8
FUMBLES				
Total Forced	2	Osi Umenyiora	vs. Atlanta Falcons	9/22
Total Recovered	1	Joe Lefeged	at Indianapolis Colts	9/15
		Peria Jerry	vs. Atlanta Falcons	9/22
		Rafael Bush	at New Orleans Saints	9/30
		Kyle Williams	vs. Buffalo Bills	10/20
		Rob Ninkovich	at New England Patriots	10/27
		Adam Jones	vs. Cincinnati Bengals	10/31
Longest Return for Touchdown	-	-	-	-
SACKS				

Total	3	Terrell Suggs	vs. Baltimore Ravens	10/6
Yards Lost	21	Osi Umenyiora	vs. Atlanta Falcons	9/22
		Mario Williams	vs. Buffalo Bills	10/20
SPECIAL TEAMS				
Field Goals Made	4	Justin Tucker	vs. Baltimore Ravens	10/6
		Dan Carpenter	at Buffalo Bills	12/22
Field Goal Attempts	4	Justin Tucker	vs. Baltimore Ravens	10/6
		Dan Carpenter	at Buffalo Bills	12/22
Longest Field Goal	54	Mike Nugent	vs. Cincinnati Bengals	10/31
Longest Field Goal Attempt	54	Mike Nugent	vs. Cincinnati Bengals	10/31
Punts	7	Brian Moorman	vs. Buffalo Bills	10/20
		Brad Nortman	vs. Carolina Panthers	11/24
		Ryan Quigley	at New York Jets	12/1
Longest Punt (yards)	72	Brad Nortman	vs. Carolina Panthers	11/24
Highest Gross Average	56.7	Brad Nortman	vs. Carolina Panthers	11/24
Highest Net Average	46.6	Brad Nortman	vs. Carolina Panthers	11/24
Most Punt Returns	6	Brandon Tate	vs. Cincinnati Bengals	10/31
Most Punt Return Yards	55	Eric Page	at Tampa Bay	11/11
Highest Punt Return Average*	27.5	Eric Page	at Tampa Bay	11/11
Longest Punt Return	52	Eric Page	at Tampa Bay	11/11
Most Kickoff Returns	5	Emmanuel Sanders	at Pittsburgh Steelers	12/8
Most Kickoff Return Yards	128	Deonte Thompson	vs. Baltimore Ravens	10/6
Highest Kickoff Return Average*	32.0	Deonte Thompson	vs. Baltimore Ravens	10/6
Longest Kickoff Return	47	Deonte Thompson	vs. Baltimore Ravens	10/6
*Min of two				

2013 GAME-BY-GAME STATUS																
NAME	CLV	IND	ATL	NO	BLT	BUF	NE	CIN	TB	SD	CAR	NYJ	PIT	NE	BUF	NYJ
Aaitui, Isaako	NR	NR	PS	PS	PS	P	P	P	P	IN	IN	PS	PS	PS	PS	PS
Arkin, David	NR	NR	NR	NR	NR	NR	NR	NR	IN	IN	P	IN	IN	IN	IN	IN
Austin, Marvin	NR	NR	NR	P	P	NR	NR	NR	NR	NR	NR	NR	NR	NR	NR	NR
Brenner, Sam	PS	PS	PS	PS	PS	PS	PS	PS	PS	LG	LG	P	P	LG	LG	P
Brown, Jalil	NR	NR	NR	NR	NR	NR	NR	NR	NR	NR	NR	NR	NR	NR	IN	IN
Campbell, D.J.	NR	NR	NR	NR	NR	PS	PS	PS	P	P	P	P	IN	IN	NR	NR
Carroll, Nolan	P	CB	CB	CB	CB	CB	P	P	CB	P	CB	CB	CB	CB	CB	CB
Clabo, Tyson	RT	RT	RT	RT	RT	RT	DNP	RT	RT	RT	RT	RT	RT	RT	RT	RT
Clay, Charles	TE	TE	TE	TE	TE	P	TE	TE	TE	TE	TE	TE	TE	TE	TE	TE
Clemons, Chris	S	S	S	S	S	S	S	S	S	S	S	S	S	S	S	S
Clutts, Tyler	P	P	P	P	NR	NR	NR	NR	NR	NR	NR	NR	NR	NR	NR	NR
Davis, Will	IN	IN	P	IN	IN	IN	IN	IN	DNP	IN	P	P	IN	P	P	IN
Denney, John	P	P	P	P	P	P	P	P	P	P	P	P	P	P	P	P
Devlin, Pat	IN	IN	IN	IN	IN	IN	IN	IN	IN	IN	IN	IN	IN	IN	IN	IN
Egnew, Michael	TE	P	P	P	P	TE	P	TE	P	TE	P	P	P	P	P	TE
Ellerbe, Dannell	LB	LB	LB	LB	LB	IN	LB	LB	LB	LB	LB	LB	LB	LB	LB	LB
Francis, A.J.	NR	NR	NR	NR	NR	NR	NR	NR	NR	NR	NR	IN	IN	IN	IN	IN
Fields, Brandon	P	P	P	P	P	P	P	P	P	P	P	P	P	P	P	P
Freeny, Jonathan	P	P	P	P	P	P	P	P	P	P	P	P	P	P	P	P
Garner, Nate	P	P	P	P	P	P	P	P	LG	C	C	LG	LG	P	P	LG
Gibson, Brandon	P	P	WR	WR	WR	WR	P	IR	IR	IR	IR	IR	IR	IR	IR	IR
Gillislee, Mike	IN	IND	DNP	IN	IN	IN	IN	IN	IN	IN	IN	P	P	P	IN	IN
Grimes, Brent	CB	CB	CB	CB	CB	CB	CB	CB	CB	CB	CB	CB	CB	CB	CB	CB
Hartline, Brian	P	WR	WR	WR	WR	WR	WR	WR	WR	WR	WR	WR	WR	WR	WR	WR
Incognito, Richie	LG	LG	LG	LG	LG	LG	LG	LG	SUS	SUS	SUS	SUS	SUS	SUS	SUS	SUS
Jenkins, Jelani	P	P	P	P	P	P	P	P	P	P	P	P	P	P	P	P
Jerry, John	RG	RG	RG	RG	RG	RG	RG	RG	RG	RG	RG	RG	RG	RG	RG	RG
Jones, Don	P	P	P	P	P	P	P	P	P	P	P	P	P	P	P	P
Jones, Reshad	S	S	S	S	S	S	S	S	S	S	S	S	S	S	S	S
Jordan, Dion	P	P	P	P	P	P	P	P	P	P	P	P	P	P	P	P
Kaddu, Josh	IN	IN	IN	P	IN	IN	PS	PS	PS	PS	PS	PS	PS	PS	PS	PS
Kovacs, Jordan	PS	PS	PS	PS	P	P	P	P	NR	PS	PS	P	P	P	P	P
Martin, Jonathan	LT	LT	LT	LT	LT	LT	RT	IN	IN	IN	IN	NFI	NFI	NFI	NFI	NFI
Martin, Vaughn	P	P	P	IR	IR	IR	IR	IR	NR	NR	NR	NR	NR	NR	NR	NR
Matthews, Rishard	P	P	P	P	P	P	P	P	WR	P	WR	WR	P	WR	WR	P
McCray, Kelcie	P	P	P	P	NR	NR	NR	NR	NR	NR	NR	NR	NR	NR	NR	NR
McKinzie, Bryant	NR	NR	NR	NR	NR	NR	LT	LT	LT	LT	LT	LT	LT	LT	LT	LT
Miller, Lamar	RB	RB	RB	RB	RB	P	RB	RB	RB	RB	RB	RB	RB	RB	RB	RB
Misi, Koa	LB	LB	LB	LB	LB	LB	P	LB	IN	LB	LB	LB	P	P	LB	LB
Moore, Marlon	NR	NR	NR	NR	NR	NR	NR	NR	P	P	P	P	P	P	P	P
Moore, Matt	DNP	DNP	DNP	DNP	DNP	DNP	DNP	DNP	DNP	DNP	DNP	DNP	DNP	DNP	P	DNP
Odrick, Jared	DT	DT	DT	P	P	P	P	P	P	P	P	P	P	P	P	RE
Owens, Chris	NR	NR	NR	NR	NR	NR	NR	NR	NR	NR	NR	NR	NR	NR	IN	P

Patterson, Dimitri	CB	DNP	IN	IN	IN	P	CB	CB	IN	CB	IN	IN	P	IR	IR	IR
Pouncey, Mike	C	C	C	C	C	C	C	C	C	IN	IN	C	C	C	C	C
Rogers, Justin	NR	NR	NR	NR	NR	NR	NR	NR	NR	NR	NR	NR	NR	IN	NR	NR
Shelby, Derrick	P	P	P	LE	P	P	P	P	P	P	P	P	P	P	P	P
Sims, Dion	TE	TE	P	P	P	TE	TE	IN	P	P	P	P	TE	P	P	P
Soliai, Paul	DT	DT	IN	NT	NT	NT	NT	NT	NT	NT	NT	NT	NT	NT	NT	NT
Spadola, Ryan	NR	NR	NR	NR	NR	PS	PS	P	PS	PS	PS	PS	PS	PS	PS	PS
Spitler, Austin	NR	NR	NR	NR	P	P	P	P	P	P	P	P	P	P	P	P
Stanford, RJ	P	P	P	P	P	P	P	P	P	P	P	P	P	IR	IR	IR
Starks, Randy	P	P	DT	DT	DT	DT	DT	DT	DT	DT	DT	DT	DT	DT	DT	DT
Sturgis, Caleb	P	P	P	P	P	P	P	P	P	P	P	P	P	P	P	P
Tannehill, Ryan	QB	QB	QB	QB	QB	QB	QB	QB	QB	QB	QB	QB	QB	QB	QB	QB
Taylor, Jamar	IN	IN	IN	P	P	P	IN	IN	P	P	P	IN	IN	IN	P	P
Thigpen, Marcus	P	P	P	P	P	P	P	P	P	P	P	P	P	P	P	P
Thomas, Dallas	IN	IN	IN	IN	IN	IN	IN	IN	IN	P	P	P	P	P	DNP	P
Thomas, Daniel	P	P	P	P	P	RB	P	P	P	P	P	IN	P	P	P	P
Thomas, Michael	NR	NR	NR	NR	NR	NR	NR	NR	NR	NR	NR	NR	NR	P	P	P
Trusnik, Jason	P	P	P	P	P	LB	P	P	LB	P	P	P	P	P	P	P
Vernon, Olivier	RE	RE	RE	RE	RE	RE	RE	RE	RE	RE	RE	RE	RE	RE	RE	P
Wake, Cameron	LE	LE	LE	IN	LE	LE	LE	LE	LE	LE	LE	LE	LE	LE	LE	LE
Wallace, Mike	WR	WR	WR	WR	WR	WR	WR	WR	WR	WR	WR	WR	WR	WR	WR	WR
Watkins, Danny	IN	IN	IN	IN	IN	IN	IN	IN	DNP	P	IN	IN	IN	IN	IN	IN
Wheeler, Philip	LB	LB	LB	LB	LB	LB	LB	LB	LB	LB	LB	LB	LB	LB	LB	LB
Wilson, Jimmy	P	P	P	P	P	P	DB	P	P	P	P	P	S	S	P	P
Yeatman, Will	P	P	P	P	P	P	IN	P	P	IR	IR	IR	IR	IR	IR	IR
LEGEND																
IN - INACTIVE PP - PHYSICALLY UNABLE TO PERFORM NF - NON-FOOTBALL INJURY PS - PRACTICE SQUAD NFI - NON-FOOTBALL ILLNESS DNP - DID NOT PLAY IR - INJURED RESERVE SUS - SUSPENDED NR - NOT ON ROSTER																

2013 MIAMI DOLPHINS GAME-BY-GAME STATISTICS												
PASSING												
RYAN TANNEHILL												
DATE	OPPONENT	AT	COMP	YDS	PCT	TD	INT	LG	SKD	YDS	RATING	
9/8	at Cleveland Browns	38	24	272	63.2%	1	1	34t	4	17	82.3	
9/15	at Indianapolis Colts	34	23	319	67.6%	1	0	67	5	22	107.4	
9/22	ATLANTA FALCONS	35	24	236	66.6%	2	1	21	5	41	94.5	
9/30	at New Orleans Saints	35	22	249	62.9%	1	3	50	4	33	57.9	
10/6	BALTIMORE RAVENS	40	21	307	52.5%	1	0	49	6	35	86.1	
10/20	BUFFALO BILLS	37	19	194	51.3%	3	2	46	2	21	71.2	
10/27	at New England Patriots	42	22	192	52.4%	2	2	25	6	47	60.8	
10/31	CINCINNATI BENGALS	28	20	208	71.4%	0	0	40	3	20	92.6	
11/11	at Tampa Bay Buccaneers	42	27	229	64.3%	2	1	19t	2	18	84.3	
11/17	SAN DIEGO CHARGERS	35	22	268	62.8%	1	1	39t	4	29	84.0	
11/24	CAROLINA PANTHERS	42	28	310	66.6%	1	1	57	3	30	86.4	
12/1	at New York Jets	43	28	331	65.1%	2	1	31t	1	3	94.2	
12/8	at Pittsburgh Steelers	33	20	200	60.6%	3	1	40	2	14	95.5	
12/15	NEW ENGLAND PATRIOTS	37	25	312	67.5%	3	0	39t	4	23	120.6	
12/22	at Buffalo Bills	27	10	82	37.0%	0	0	13	7	46	45.6	
12/29	NEW YORK JETS	40	20	204	50.0%	1	3	25	0	0	42.1	
2013 TOTALS		588	355	3913	60.4%	24	17	67	58	399	81.7	
CAREER TOTALS		1072	637	7207	59.4%	36	30	80	93	624	79.1	
DOLPHINS TOTALS		1072	637	7207	59.4%	36	30	80	93	624	79.1	

2013 MIAMI DOLPHINS GAME-BY-GAME STATISTICS											
PASSING											
MATT MOORE											
DATE	OPPONENT	AT	COMP	YDS	PCT	TD	INT	LG	SKD	YDS	RATING
9/8	at Cleveland Browns					DID NOT PLAY					
9/15	at Indianapolis Colts					DID NOT PLAY					
9/22	ATLANTA FALCONS					DID NOT PLAY					
9/30	at New Orleans Saints					DID NOT PLAY					
10/6	BALTIMORE RAVENS					DID NOT PLAY					
10/20	BUFFALO BILLS					DID NOT PLAY					
10/27	at New England Patriots					DID NOT PLAY					
10/31	CINCINNATI BENGALS					DID NOT PLAY					
11/11	at Tampa Bay Buccaneers					DID NOT PLAY					
11/17	SAN DIEGO CHARGERS					DID NOT PLAY					
11/24	CAROLINA PANTHERS					DID NOT PLAY					
12/1	at New York Jets					DID NOT PLAY					
12/8	at Pittsburgh Steelers					DID NOT PLAY					
12/15	NEW ENGLAND PATRIOTS					DID NOT PLAY					
12/22	at Buffalo Bills	6	2	53	33.3	0	2	50	0	0	27.1
12/29	NEW YORK JETS					DID NOT PLAY					
2013 TOTALS		6	2	53	0.0%	0	2	50	0	0	27.1
CAREER TOTALS		764	450	5321	58.9%	33	28	66	65	438	79.3
DOLPHINS TOTALS		372	223	2681	59.9%	17	11	65t	37	230	85.0

2013 MIAMI DOLPHINS GAME-BY-GAME STATISTICS											
PASSING											
PAT DEVLIN											
DATE	OPPONENT	AT	COMP	YDS	PCT	TD	INT	LG	SKD	YDS	RATING
9/8	at Cleveland Browns					INACTIVE					
9/15	at Indianapolis Colts					INACTIVE					
9/22	ATLANTA FALCONS					INACTIVE					
9/30	at New Orleans Saints					INACTIVE					
10/6	BALTIMORE RAVENS					INACTIVE					
10/20	BUFFALO BILLS					INACTIVE					
10/27	at New England Patriots					INACTIVE					
10/31	CINCINNATI BENGALS					INACTIVE					
11/11	at Tampa Bay Buccaneers					INACTIVE					
11/17	SAN DIEGO CHARGERS					INACTIVE					
11/24	CAROLINA PANTHERS					INACTIVE					
12/1	at New York Jets					INACTIVE					
12/8	at Pittsburgh Steelers					INACTIVE					
12/15	NEW ENGLAND PATRIOTS					INACTIVE					
12/22	at Buffalo Bills					INACTIVE					
12/29	NEW YORK JETS					INACTIVE					
2013 TOTALS		0	0	0	-	0	0	0	0	0	-
CAREER TOTALS		0	0	0	-	0	0	0	0	0	-
DOLPHINS TOTALS		0	0	0	-	0	0	0	0	0	-

2013 MIAMI DOLPHINS GAME-BY-GAME STATISTICS																
RUSHING																
		CLAY					CLUTTS					FIELDS				
DATE	OPPONENT	AT	YDS	AVG	LG	TD	AT	YDS	AVG	LG	TD	AT	YDS	AVG	LG	TD
9/8	at Cleveland Browns	0	0	0.0	0	0	0	0	0.0	0	0	0	0	0.0	0	0
9/15	at Indianapolis Colts	1	1	1.0	1	1	0	0	0.0	0	0	0	0	0.0	0	0
9/22	ATLANTA FALCONS	0	0	0.0	0	0	0	0	0.0	0	0	0	0	0.0	0	0
9/30	at New Orleans Saints	0	0	0.0	0	0	0	0	0.0	0	0	0	0	0.0	0	0
10/6	BALTIMORE RAVENS	0	0	0.0	0	0	NOT ON ROSTER					0	0	0.0	0	0
10/20	BUFFALO BILLS	0	0	0.0	0	0	NOT ON ROSTER					0	0	0.0	0	0
10/27	at New England Patriots	1	1	1.0	1	0	NOT ON ROSTER					0	0	0.0	0	0
10/31	CINCINNATI BENGALS	1	13	13.0	13	0	NOT ON ROSTER					0	0	0	0	0
11/11	at Tampa Bay Buccaneers	2	0	0.0	1	0	NOT ON ROSTER					0	0	0.0	0	0
11/17	SAN DIEGO CHARGERS	0	0	0.0	0	0	NOT ON ROSTER					0	0	0.0	0	0
11/24	CAROLINA PANTHERS	0	0	0	0	0	NOT ON ROSTER					0	0	0.0	0	0
12/1	at New York Jets	1	0	0.0	0	0	NOT ON ROSTER					0	0	0.0	0	0
12/8	at Pittsburgh Steelers	0	0	0.0	0	0	NOT ON ROSTER					0	0	0.0	0	0
12/15	NEW ENGLAND PATRIOTS	0	0	0.0	0	0	NOT ON ROSTER					1	0	0.0	0	0
12/22	at Buffalo Bills	0	0	0.0	0	0	NOT ON ROSTER					0	0	0	0	0
12/29	NEW YORK JETS	1	0	0.0	0	0	NOT ON ROSTER					0	0	0	0	0
2013 TOTALS		7	15	2.1	1	1	0	0	0.0	0	0	1	0	0.0	0	0
CAREER TOTALS		7	15	1.0	1	1	0	0	0.0	0	0	3	0	0.0	0	0
DOLPHINS TOTALS		7	15	1.0	1	1	0	0	0.0	0	0	1	0	0.0	0	0

2013 MIAMI DOLPHINS GAME-BY-GAME STATISTICS																
RUSHING																
		GILLISLEE					MILLER					TANNEHILL				
DATE	OPPONENT	AT	YDS	AVG	LG	TD	AT	YDS	AVG	LG	TD	AT	YDS	AVG	LG	TD
9/8	at Cleveland Browns	INACTIVE					10	3	0.3	5	0	5	3	0.6	3	0
9/15	at Indianapolis Colts	INACTIVE					14	69	4.9	14	1	4	1	0.3	2	0
9/22	ATLANTA FALCONS	DNP					8	62	7.8	49	0	2	7	3.5	8	0
9/30	at New Orleans Saints	INACTIVE					11	62	5.6	20	1	4	48	12.0	26	0
10/6	BALTIMORE RAVENS	INACTIVE					7	15	2.1	9	0	2	6	3.0	6	0
10/20	BUFFALO BILLS	INACTIVE					9	43	4.8	30	0	3	5	1.7	3	0
10/27	at New England Patriots	INACTIVE					18	89	4.9	18	0	1	12	12.0	12	0
10/31	CINCINNATI BENGALS	INACTIVE					16	105	6.6	41	0	1	1	1.0	1	1
11/11	at Tampa Bay Buccaneers	INACTIVE					7	2	0.3	4	0	1	2	2.0	2	0
11/17	SAN DIEGO CHARGERS	INACTIVE					4	17	4.3	8	0	4	21	5.3	10	0
11/24	CAROLINA PANTHERS	INACTIVE					10	8	0.8	4	0	4	36	9.0	19	0
12/1	at New York Jets	6	21	3.5	6	0	22	72	3.3	17	0	3	22	7.3	18	0
12/8	at Pittsburgh Steelers	0	0	0.0	0	0	6	20	3.3	7	0	3	56	18.7	48	0
12/15	NEW ENGLAND PATRIOTS	0	0	0.0	0	0	15	61	4.1	7	0	1	-1	-1.0	-1	0
12/22	at Buffalo Bills	INACTIVE					3	8	2.7	3	0	0	0	0.0	0	0
12/29	NEW YORK JETS	INACTIVE					17	73	4.3	16	0	2	19	9.5	20	0
2013 TOTALS		6	21	0.0	0	0	177	709	4.0	49	2	40	238	6.0	48	1
CAREER TOTALS		6	21	0.0	0	0	228	959	4.2	49	3	90	432	4.8	48	3
DOLPHINS TOTALS		6	21	0.0	0	0	228	959	4.2	49	3	90	432	4.8	48	3

2013 MIAMI DOLPHINS GAME-BY-GAME STATISTICS																
RUSHING																
		THIGPEN					THOMAS					WALLACE				
DATE	OPPONENT	AT	YDS	AVG	LG	TD	AT	YDS	AVG	LG	TD	AT	YDS	AVG	LG	TD
9/8	at Cleveland Browns	0	0	0.0	0	0	8	14	1.8	4	1	0	0	0.0	0	0
9/15	at Indianapolis Colts	0	0	0.0	0	0	8	30	3.8	12	0	0	0	0.0	0	0
9/22	ATLANTA FALCONS	0	0	0.0	0	0	5	21	4.2	6	1	0	0	0.0	0	0
9/30	at New Orleans Saints	0	0	0.0	0	0	4	5	1.3	4	0	0	0	0.0	0	0
10/6	BALTIMORE RAVENS	0	0	0.0	0	0	2	1	0.5	1	0	0	0	0.0	0	0
10/20	BUFFALO BILLS	0	0	0.0	0	0	12	60	5.0	16	0	1	12	12.0	12	0
10/27	at New England Patriots	1	-1	-1.0	-1	0	9	47	5.2	15	0	1	8	8.0	8	0
10/31	CINCINNATI BENGALS	0	0	0.0	0	0	12	38	3.2	9	0	0	0	0	0	0
11/11	at Tampa Bay Buccaneers	0	0	0.0	0	0	4	-2	-0.5	1	0	0	0	0.0	0	0
11/17	SAN DIEGO CHARGERS	1	9	9.0	9	0	10	57	5.7	11	1	0	0	0.0	0	0
11/24	CAROLINA PANTHERS	0	0	0	0	0	3	8	2.7	4	0	0	0	0.0	0	0
12/1	at New York Jets	4	10	2.5	4	0	INACTIVE					0	0	0.0	0	0
12/8	at Pittsburgh Steelers	0	0	0.0	0	0	16	105	6.6	55	1	0	0	0.0	0	0
12/15	NEW ENGLAND PATRIOTS	0	0	0.0	0	0	5	16	3.2	4	0	1	13	13.0	13	0
12/22	at Buffalo Bills	0	0	0.0	0	0	9	6	0.7	2	0	0	0	0	0	0
12/29	NEW YORK JETS	0	0	0.0	0	0	2	0	0	1	0	0	0	0	0	0
2013 TOTALS		6	18	3.0	9	0	109	406	3.7	55	4	3	33	11.0	13	0
CAREER TOTALS		6	18	4.0	9	0	365	1312	3.6	55	8	24	196	8.2	21	0
DOLPHINS TOTALS		6	18	4.0	9	0	365	1312	3.6	55	8	3	33	11.0	13	0

2013 MIAMI DOLPHINS GAME-BY-GAME INDIVIDUAL STATISTICS																
RECEIVING																
		CLAY					CLUTTS					EGNEW				
DATE	OPPONENT	REC	YDS	AVG	LG	TD	REC	YDS	AVG	LG	TD	REC	YDS	AVG	LG	TD
9/8	at Cleveland Browns	5	54	10.8	20	0	0	0	0.0	0	0	0	0	0.0	0	0
9/15	at Indianapolis Colts	5	109	21.8	67	0	0	0	0.0	0	0	0	0	0.0	0	0
9/22	ATLANTA FALCONS	4	40	10.0	21	0	0	0	0.0	0	0	1	8	8.0	8	0
9/30	at New Orleans Saints	6	42	7.0	14	1	0	0	0.0	0	0	0	0	0.0	0	0
10/6	BALTIMORE RAVENS	3	52	17.3	45	1	NOT ON ROSTER					0	0	0.0	0	0
10/20	BUFFALO BILLS	1	7	7.0	7	1	NOT ON ROSTER					0	0	0.0	0	0
10/27	at New England Patriots	5	37	7.4	11	0	NOT ON ROSTER					1	11	11.0	11	0
10/31	CINCINNATI BENGALS	3	22	7.3	9	0	NOT ON ROSTER					1	13	13.0	13	0
11/11	at Tampa Bay Buccaneers	4	21	5.3	14	0	NOT ON ROSTER					1	7	7.0	7	0
11/17	SAN DIEGO CHARGERS	6	90	15.0	39	1	NOT ON ROSTER					0	0	0.0	0	0
11/24	CAROLINA PANTHERS	4	27	6.8	11	0	NOT ON ROSTER					1	5	5.0	5	0
12/1	at New York Jets	7	80	11.4	28	0	NOT ON ROSTER					0	0	0.0	0	0
12/8	at Pittsburgh Steelers	7	97	13.9	40	2	NOT ON ROSTER					0	0	0.0	0	0
12/15	NEW ENGLAND PATRIOTS	1	6	6.0	6	0	NOT ON ROSTER					2	25	12.5	14	0
12/22	at Buffalo Bills	4	32	8	13	0	NOT ON ROSTER					0	0	0.0	0	0
12/29	NEW YORK JETS	4	43	10.8	21	0	NOT ON ROSTER					0	0	0.0	0	0
2013 TOTALS		69	759	11.0	67	6	0	0	0.0	0	0	7	69	9.9	13	0
CAREER TOTALS		103	1204	11.7	67	11	8	48	6.0	10	0	7	69	9.9	13	0
DOLPHINS TOTALS		103	1204	11.7	67	11	0	0	0	0	0	7	69	9.9	13	0

2013 MIAMI DOLPHINS GAME-BY-GAME INDIVIDUAL STATISTICS																
RECEIVING																
		GIBSON					GILLISLEE					HARTLINE				
DATE	OPPONENT	REC	YDS	AVG	LG	TD	REC	YDS	AVG	LG	TD	REC	YDS	AVG	LG	TD
9/8	at Cleveland Browns	7	77	11.0	24	0	INACTIVE					9	114	12.7	34	1
9/15	at Indianapolis Colts	1	11	11.0	11	0	INACTIVE					5	68	13.6	24	0
9/22	ATLANTA FALCONS	6	49	8.2	19	0	DNP					4	56	14.0	29	1
9/30	at New Orleans Saints	6	71	11.8	28	0	INACTIVE					3	34	11.3	13	0
10/6	BALTIMORE RAVENS	4	74	18.5	46	0	INACTIVE					4	60	15.0	30	0
10/20	BUFFALO BILLS	5	40	8.0	16	2	INACTIVE					6	69	11.5	19	0
10/27	at New England Patriots	1	4	4.0	4	1	INACTIVE					4	37	9.3	15	0
10/31	CINCINNATI BENGALS	RESERVE/INJURED					INACTIVE					3	39	13.0	21	0
11/11	at Tampa Bay Buccaneers	RESERVE/INJURED					INACTIVE					5	57	11.4	19	0
11/17	SAN DIEGO CHARGERS	RESERVE/INJURED					INACTIVE					5	65	13.0	16	0
11/24	CAROLINA PANTHERS	RESERVE/INJURED					INACTIVE					5	78	15.6	26	0
12/1	at New York Jets	RESERVE/INJURED					0	0	0	0	0	9	127	14.1	31	1
12/8	at Pittsburgh Steelers	RESERVE/INJURED					0	0	0	0	0	5	51	10.2	18	1
12/15	NEW ENGLAND PATRIOTS	RESERVE/INJURED					0	0	0	0	0	5	70	14.0	19	0
12/22	at Buffalo Bills	RESERVE/INJURED					INACTIVE					2	53	26.5	50	0
12/29	NEW YORK JETS	RESERVE/INJURED					INACTIVE					2	38	19.0	25	0
2013 TOTALS		7	77	11.0	46	3	0	0	0.0	0	0	76	1016	13.4	34	4
CAREER TOTALS		181	2167	12.0	46	9	0	0	0.0	0	0	259	3769	14.6	80	10
DOLPHINS TOTALS		7	77	11.0	46	0	0	0	0.0	0	0	259	3769	14.6	80	10

2013 MIAMI DOLPHINS GAME-BY-GAME INDIVIDUAL STATISTICS																
RECEIVING																
		MATTHEWS					MILLER					MAR. MOORE				
DATE	OPPONENT	REC	YDS	AVG	LG	TD	REC	YDS	AVG	LG	TD	REC	YDS	AVG	LG	TD
9/8	at Cleveland Browns	0	0	0.0	0	0	1	7	7.0	7	0	NOT ON ROSTER				
9/15	at Indianapolis Colts	0	0	0.0	0	0	2	6	3.0	6	0	NOT ON ROSTER				
9/22	ATLANTA FALCONS	4	42	10.5	14	0	1	2	2.0	2	0	NOT ON ROSTER				
9/30	at New Orleans Saints	1	21	21.0	21	0	1	6	6.0	6	0	NOT ON ROSTER				
10/6	BALTIMORE RAVENS	0	0	0.0	0	0	0	0	0.0	0	0	NOT ON ROSTER				
10/20	BUFFALO BILLS	0	0	0.0	0	0	1	4	4.0	4	0	NOT ON ROSTER				
10/27	at New England Patriots	3	30	10.0	20	0	3	23	7.7	13	0	NOT ON ROSTER				
10/31	CINCINNATI BENGALS	2	24	12.0	16	0	4	24	6.0	9	0	NOT ON ROSTER				

THE LAST TIME MIAMI DOLPHINS...

TEAM

Won in Overtime

By Dolphins:	10/31/13	Dolphins win vs. Cincinnati, 22-20 (Sack of Andy Dalton for a Safety by Cameron Wake with 8:22 into overtime)
By Opponent:	9/30/12	Cardinals win at Arizona, 24-21 (Jay Feely 46-yard field goal 6:31 into overtime)

Won by Scoring in the last two Minutes of Regulation

By Dolphins:	12/15/13	Dolphins win vs. New England, 24-20 (last score at 1:15)
By Opponent:	11/24/13	Panthers win at Miami, 20-16 (last score at 0:43)

Tied game by Scoring in the last two Minutes of Regulation

By Dolphins:	10/31/13	Dolphins tied vs. Cincinnati, 20-20 (tied game at 0:11)
By Opponent:	9/30/12	Cardinals tied at Arizona, 21-21 (tied game at 0:22)

Shutout

By Dolphins:	12/10/06	Dolphins win vs. New England, 21-0
By Opponent:	12/22/13	Bills win at Buffalo, 19-0

Won by 20-or-More Points

By Dolphins:	12/1/13	Dolphins win at New York Jets, 23-3
By Opponent:	9/30/13	Saints win at New Orleans, 38-17

Won After trailing by 20-or-More Points

By Dolphins:	12/4/05	Dolphins win vs. Buffalo, 24-23 (Bills ahead 21-0 in 1 st Q)
By Opponent:	10/25/09	Saints win vs. New Orleans, 46-34 (Dolphins ahead 24-3 in 2 nd Q)

Held a 28-or-More Point lead

By Dolphins:	12/4/11	Dolphins win vs. Oakland, 34-14 (34)
By Opponent:	12/30/12	Patriots win at New England, 28-0 (28)

Held a 21-or-More Point lead

By Dolphins:	12/16/12	Dolphins win vs. Jacksonville, 24-3 (Dolphins led by 21 with 3:12 remaining in 4 th quarter)
By Opponent:	9/30/13	Saints win at New Orleans, 38-17 (Saints led 35-10 end of third)

Scored 20-or-More Points in a Quarter

By Dolphins:	12/4/11	Dolphins win vs. Oakland, 34-14 (21 points, 3 rd Q)
By Opponent:	9/9/12	Texans win at Houston, 30-10 (24 points, 2 nd Q)

Scored 20-or-More Points in a Half

By Dolphins:	12/8/13	Dolphins win at Pittsburgh, 34-28 (24 points, 2ndhalf)
By Opponent:	12/8/13	Steelers loss at Pittsburgh, 34-28 (21 points, 2ndhalf)

Held Opponent without a Touchdown

By Dolphins:	12/1/13	Dolphins win at New York Jets, 23-3 (1 FG)
By Opponent:	12/22/13	Bills win at Buffalo, 19-0

Touchdowns Scored by Offense and Defense

THE LAST TIME MIAMI DOLPHINS...

By Dolphins:	10/31/13	Dolphins win vs. Cincinnati Bengals, 22-20 (1 offense, 1 defense)
By Opponent:	12/8/13	Steelers loss at Pittsburgh, 34-28 (1 offense, 1 defense)

Touchdowns Scored by Offense, Defense and Special Teams

By Dolphins:	11/1/09	Dolphins win at New York Jets, 30-25 (1 offense, 1 defense, 2 special teams)
By Opponent:	10/4/10	Patriots win at New England, 41-14 (2 offense, 1 defense, 2 special teams)

Safety Scored

By Dolphins:	10/31/13	Cameron Wake sacks Andy Dalton in Endzone vs. Cincinnati
By Opponent:	11/11/13	Lavonte David tackled Daniel Thomas in Endzone at Tampa Bay

Successful Two Point Conversion

By Dolphins:	12/16/12	Ryan Tannehill pass to Anthony Fasano vs. Jacksonville Jaguars
By Opponent:	10/14/12	Sam Bradford to Steven Jackson of St. Louis Rams

Failed Two Point Conversion Attempt

By Dolphins:	11/11/13	Ryan Tannehill incomplete pass to Mike Wallace at Tampa Bay
By Opponent:	10/28/12	Mark Sanchez incomplete pass to Dustin Keller at New York Jets

OFFENSE

600-or-More total Net Yards of Offense

By Dolphins:	N/A	
By Opponent:	9/12/11	Patriots win vs. New England, 38-24 (622; 106 rushing, 516 passing)

500-or-More total Net Yards of Offense

By Dolphins:	9/4/94	Dolphins win vs. New England Patriots, 39-35 (525; 69 rushing, 456 passing)
By Opponent:	11/4/12	Colts win vs. Indianapolis, 23-20 (516; 97 rushing, 419 passing)

400-or-More total Net Yards of Offense

By Dolphins:	12/1/13	Dolphins win at New York Jets, 23-3 (453; 125 rushing, 328 passing)
By Opponent:	12/15/13	Patriots loss at Miami, 24-20 (453; 96 rushing, 357 passing)

300-or-More Net Yards Rushing by team

By Dolphins:	11/11/73	Dolphins win vs. Baltimore Colts, 44-0 (315)
By Opponent:	12/18/88	Steelers win at Pittsburgh, 40-24 (305)

200-or-More Net Yards Rushing by team

By Dolphins:	9/16/12	Dolphins win vs. Oakland Raiders, 35-13 (263)
By Opponent:	12/22/13	Bills win at Buffalo, 19-0, (203)

Individual 200-Yard Rushing game

By Dolphins:	12/18/11	Reggie Bush (25-203-1 TD) at Buffalo
By Opponent:	12/7/86	Rueben Mayes (28-203-2 TDs) vs. New Orleans

Individual 150-Yard Rushing game

By Dolphins:	9/16/12	Reggie Bush (26-172-2 TDs) vs. Oakland
By Opponent:	12/23/07	Laurence Maroney (14-156- 1 TD) vs. New England

THE LAST TIME MIAMI DOLPHINS...

Individual 100-Yard Rushing game

By Dolphins: 12/8/13 Daniel Thomas (16-105) at Pittsburgh Steelers
By Opponent: 12/22/13 Fred Jackson of Buffalo, (19-11) at Buffalo

Two 100-Yard Rushers in the Same game

By Dolphins: 10/5/75 Mercury Morris (125 yards) and Don Nottingham (102 yards) at Green Bay
By Opponent: 12/9/07 Fred Jackson (115 yards) and Marshawn Lynch (107 yards) of Buffalo

Consecutive 100-Yard Rushing games

By Dolphins: 12/4/11-12/24/11 Reggie Bush (22-100-1 TD) vs. Oakland;
Reggie Bush (14-103) vs. Philadelphia;
Reggie Bush (25-203-1 TD) at Buffalo;
Reggie Bush (22-113) at New England
By Opponent: 12/9/07-12/23/07 Fred Jackson (15-115)/Marshawn Lynch (23-107) at Buffalo;
Willis McGahee (29-104) at Miami;
Laurence Maroney (14-156-1 TD) at New England

Combined 200-Yard Rushing by two Players

By Dolphins: 9/16/12 237 by Reggie Bush (26-172-2 TDs)/Lamar Miller (10-65-1 TD) vs. Oakland
By Opponent: 12/9/07 222 by Fred Jackson (15-115)/Marshawn Lynch (23-107) at Buffalo

Individual with 30-or-More Carries

By Dolphins: 11/27/03 31 by Ricky Williams (31-104) at Dallas
By Opponent: 11/18/07 32 by Brian Westbrook (32-148) at Philadelphia

Individual with 25-or-More Carries

By Dolphins: 9/16/12 26 by Reggie Bush (26-172-2 TDs) vs. Oakland Raiders
By Opponent: 10/6/13 27 by Ray Rice (27-74) vs. Baltimore

Rushing Play of 80-or-More Yards

By Dolphins: None
By Opponent: None

Rushing Play of 60-or-More Yards

By Dolphins: 9/16/12 65 by Reggie Bush vs. Oakland
By Opponent: 10/22/06 70 by Ahman Green vs. Green Bay

Rushing Play of 40-or-More Yards

By Dolphins: 12/8/13 55 by Daniel Thomas at Pittsburgh
By Opponent: 11/17/13 51 by Ryan Mathews vs. San Diego

Individual with two-or-More Rushing Touchdowns

By Dolphins: 9/16/12 Reggie Bush (2) vs. Oakland
By Opponent: 10/31/13 Giovani Bernard (2) vs. Cincinnati

400 Net Yards Passing by team

By Dolphins: 10/1/95 Dolphins win at Cincinnati, 26-23 (442)
By Opponent: 11/4/12 Colts win at Indianapolis, 23-20 (419)

300 Net Yards Passing by team

By Dolphins: 12/1/13 Dolphins win at New York Jets, 23-3 (328)
By Opponent: 12/15/13 Patriots loss at Miami, 24-20 (357)

THE LAST TIME MIAMI DOLPHINS...

Individual with 50-or-More Pass Attempts

By Dolphins:	12/27/09	Chad Henne (55-35-322-1 INT-1 TD) vs. Houston
By Opponent:	12/15/13	Tom Brady (55-34-364-1 INT-2 TD) vs. New England Patriots

Individual with 40-or-More Pass Attempts

By Dolphins:	12/29/13	Ryan Tannehill (40-20-204-3 INT-1 TD) vs New York Jets
By Opponent:	9/15/13	Andrew Luck (43-25-321-1 INT- 1 TD) at Indianapolis

Individual with 30-or-More Pass Completions

By Dolphins:	9/12/11	Chad Henne (49-30-416-1 INT- 2 TDs) vs. New England
By Opponent:	12/15/13	Tom Brady (55-34-364-1 INT-2 TD) vs. New England Patriots

Individual with 25-or-More Pass Completions

By Dolphins:	12/1/13	Ryan Tannehill (43-28-331-1 INT – 2 TD) at New York Jets
By Opponent:	9/15/13	Andrew Luck (43-25-321-1 INT- 1 TD) at Indianapolis

No Sacks Allowed

By Dolphins:	12/29/13	Dolphins vs. New York Jets (40 attempts – Ryan Tannehill)
By Opponent:	12/29/13	Jets win vs. Miami, 20-7 (27 attempts – Geno Smith)

Highest Individual Passer Rating (Min. 20 attempts)

By Dolphins:	11/27/03	156.0 Jay Fiedler (20-16-239-3 TDs) win at Dallas, 40-21
By Opponent:	9/14/08	158.3 Kurt Warner (24-19-361-3 TDs) win at Arizona, 31-10

Individual 300-Yard Passing game

By Dolphins:	12/1/13	Ryan Tannehill (37-25-312-0 INT – 3 TD) vs. New England Patriots
By Opponent:	12/15/13	Tom Brady (55-34-364-1 INT-2 TD) vs. New England Patriots

Consecutive 300-Yard Passing games

By Dolphins:	11/24/13-12/1/13	Ryan Tannehill (42-28-310-1 INT- 1 TD) vs. Carolina Panthers; Ryan Tannehill (43-28-331-1 INT – 2 TD) at New York Jets
By Opponent:	9/23/12-9/30/12	Mark Sanchez (45-21-306-2 INTs-1 TD) vs. New York Jets; Kevin Kolb (48-29-324-2 INTs-3 TDs) at Arizona

Individual Four-or-More Touchdown Passes

By Dolphins:	11/26/95	Dan Marino (36-23-254-1 INT-4 TDs) at Indianapolis
By Opponent:	9/30/13	Drew Brees (39-30-413-0 INT-4 TDs) at New Orleans

Individual with Three-or-More Touchdown Passes

By Dolphins:	12/1/13	Ryan Tannehill (37-25-312-0 INT – 3 TD) vs. New England Patriots
By Opponent:	12/8/13	Ben Roethlisberger (39-23-349-3 TD – 0 INT) at Pittsburgh

Individual with 15-or-More Receptions

By Dolphins:	12/4/05	Chris Chambers (15-238-1 TD) vs. Buffalo
By Opponent:	12/24/95	Isaac Bruce (15-210-1 TD) at St. Louis

Individual with 10-or-More Receptions

By Dolphins:	11/11/13	Rishard Matthews (11-120 - 2 TD) at Tampa Bay
By Opponent:	12/15/13	Julian Edelman (13-139-1 TD) vs. New England

Individual with 200-Yard Receiving game

By Dolphins:	9/30/12	Brian Hartline (12-253-1 TD) at Arizona
By Opponent:	12/24/95	Isaac Bruce (15-210-1 TD) at St. Louis

Individual with 150-Yard Receiving game

By Dolphins:	9/30/12	Brian Hartline (12-253-1 TD) at Arizona
By Opponent:	9/12/11	Wes Welker (8-160-2 TDs) vs. New England

THE LAST TIME MIAMI DOLPHINS...

Individual with 100-Yard Receiving game

By Dolphins:	12/1/13	Brian Hartline (9-127 -TD) at New York Jets
By Opponent:	12/15/13	Julian Edelman (13-139-1 TD) and Danny Amendola (10-131) vs. New England

Two 100-Yard Receivers in the Same game

By Dolphins:	9/15/13	Mike Wallace (9-115) and Charles Clay (5-109) at Indianapolis Colts
By Opponent:	12/15/13	Julian Edelman (13-139-1 TD) and Danny Amendola (10-131) vs. New England

Consecutive 100-Yard Receiving games

By Dolphins:	11/24/13-12/1/13	Mike Wallace (5-127 -TD) vs. Carolina Panthers Brian Hartline (9-127 -TD) at New York Jets
By Opponent:	12/8/13-12/15/13	Antonio Brown (5-138-1 TD) at Pittsburgh Steelers Julian Edelman (13-139-1 TD) /Danny Amendola (10-131) vs. New England

100-Yard Receiving in a half

By Dolphins:	11/24/13	Mike Wallace (2-110 -TD in the first half) vs. Carolina Panthers
By Opponents:	12/8/13	Julian Edelman (102 in the second half) vs. New England

Pass Play of 90-or-More Yards

By Dolphins:	None	
By Opponent:	9/12/11	99t, Tom Brady to Wes Welker vs. New England

Pass Play of 80-or-More Yards

By Dolphins:	9/30/12	80, Ryan Tannehill to Brian Hartline at Arizona
By Opponent:	9/12/11	99, Tom Brady to Wes Welker vs. New England

Pass Play of 60-or-More Yards

By Dolphins:	9/15/13	67, Ryan Tannehill Charles Clay at Indianapolis
By Opponent:	12/8/13	67, Ben Roethlisberger to Emmanuel Sanders at Pittsburgh (*Sanders lateral to A. Brown ran out of bounds after 56 yd gain)

Pass Play of 40-or-More Yards

By Dolphins:	12/8/13	40, Ryan Tannehill to Charles Clay at Pittsburgh
By Opponent:	12/22/13	57, Thad Lewis to Robert Brown at Buffalo

Individual with Three-or-More Touchdown Receptions

By Dolphins:	12/21/98	Lamar Thomas (6-136-3 TDs) vs. Denver
By Opponent:	11/23/08	Randy Moss (8-125-3 TDs) vs. New England

Individual with Two-or-More Touchdown Receptions

By Dolphins:	12/8/13	Charles Clay (7-97 - 2 TD) at Pittsburgh
By Opponent:	9/30/12	Andrew Roberts (6-118 - 2 TDs) at Arizona

Led team in Both Rushing and Receiving Yards in the Same game

By Dolphins:	11/1/09	Ricky Williams at New York Jets (27 yards rushing and 41 yards receiving)
By Opponent:	11/7/10	Ray Rice at Baltimore (83 yards rushing and 97 receiving yards)

100-Yard Rusher & Receiver in the Same game

By Dolphins:	None	
By Opponent	9/1/91	Thurman Thomas of Buffalo (165 yards rushing and 103 receiving yards)

100-Yard Rusher, 100-Yard Receiver & 300-Yard Passer in the Same game

THE LAST TIME MIAMI DOLPHINS...

By Dolphins:	12/1/91	Dan Marino (307 yards passing), Mark Higgs (131 yards rushing) Tony Martin (106 yards receiving)
By Opponent:	12/21/08	Tyler Thigpen (320 yards passing), Larry Johnson (108 yards rushing) Jamaal Charles (102 receiving yards)

Individual with at least One Rushing and One Receiving Touchdown in the Same game

By Dolphins:	12/23/12	Reggie Bush (1 rushing, 2 receiving) vs. Buffalo
By Opponent:	9/30/13	Darren Sproles (1 rushing, 1 receiving) at New Orleans

Individual with at least One Rushing Touchdown and One Touchdown Pass in the Same game

By Dolphins:	9/16/12	Ryan Tannehill (1 rushing, 1 passing) vs. Oakland
By Opponent:	12/24/11	Tom Brady (2 rushing, 1 passing) at New England

No turnovers

By Dolphins:	10/6/13	Dolphins loss vs. Baltimore Ravens, 23-26
By Opponent:	12/29/13	Jets win vs. Miami, 20-7

Touchdown Scored on First Drive

By Dolphins:	9/15/13	Dolphins win at Indianapolis, 24-20
By Opponent:	11/11/13	Buccaneers win vs. Miami, 22-19

DEFENSE

Held Opponent under 100 Net Yards of total Offense

By Dolphins:	10/21/73	Dolphins held Buffalo to 76 net yds in a home win
By Opponent:	10/12/80	New England held Dolphins to 88 net yds in a Dolphins road loss

Held Opponent under 150 Net Yards of total Offense

By Dolphins:	9/21/03	Dolphins held Buffalo to 118 net yds in a home win
By Opponent:	12/22/12	Buffalo held Dolphins to 103 net yds in a Dolphins road loss

Held Opponent under 200 Net Yards of total Offense

By Dolphins:	12/1/13	Dolphins held New York Jets to 177 net yds in a road win
By Opponent:	11/15/12	Buffalo held Dolphins to 184 net yds in a Dolphins road loss

Held Opponent under 300 Net Yards of total Offense

By Dolphins:	11/24/13	Dolphins held Carolina to 295 net yds in a home loss
By Opponent:	12/29/13	New York held Dolphins to 296 net yds in a Dolphins home loss

Held Opponent under 30 Yards Rushing

By Dolphins:	9/30/12	Dolphins held Arizona to 28 rushing yds in a road loss
By Opponent:	12/22/13	Buffalo held Dolphins to 14 rushing yds in a Dolphins road loss

Held Opponent under 50 Yards Rushing

By Dolphins:	9/8/13	Dolphins held Cleveland to 47 rushing yds in a road win
By Opponent:	10/14/12	St. Louis held Dolphins to 36 rushing yds in a Dolphins home win

Held Opponent under 75 Yards Rushing

By Dolphins:	10/6/13	Dolphins held Baltimore to 74 rushing yds in a home loss
By Opponent:	11/15/12	Buffalo held Dolphins to 60 rushing yds in a Dolphins road loss

Held Opponent under 100 Yards Rushing

By Dolphins:	12/15/13	Dolphins held New England to 96 rushing yds in a home win
By Opponent:	12/29/13	New York held Miami to 92 yds rushing in a Dolphins home loss

THE LAST TIME MIAMI DOLPHINS...

Held Opponent under 100 Net Yards Passing

By Dolphins:	12/1/13	Dolphins held New York to 77 Net passing yds in win at N.Y. Jets
By Opponent:	12/22/13	Buffalo held Dolphins to 89 net passing yds in Dolphins road loss

Held Opponent under 150 Net Yards Passing

By Dolphins:	11/11/13	Dolphins held Tampa Bay to 124 net passing yds in a road loss
By Opponent:	10/27/13	Patriots held Dolphins to 145 net passing yds in Dolphins road loss

Interception Return for a Touchdown

By Dolphins:	10/31/13	Brent Grimes (94TD) vs. Cincinnati Bengals
By Opponent:	12/8/13	Troy Polamalu (19TD) at Pittsburgh Steelers

Individual with Three-or-More Interceptions

By Dolphins:	11/7/99	Sam Madison (3) vs. Tennessee
By Opponent:	10/20/02	Nate Clements (3) at Buffalo

Individual with Two-or-More Interceptions

By Dolphins:	9/8/13	Dimitri Patterson (2) at Cleveland
By Opponent:	12/29/13	Dee Millner (2) vs New York Jets

Seven-or-More Sacks by team

By Dolphins:	9/30/12	Dolphins recorded 8 sacks in a loss at Arizona
By Opponent:	12/30/12	New England Patriots recorded 7 sacks in a home win

Six-or-More Sacks by team

By Dolphins:	9/8/13	Dolphins recorded 6 sacks in a win at Cleveland
By Opponent:	12/22/13	Buffalo Bills recorded 6 sacks in win vs Miami

Five-or-More Sacks by team

By Dolphins:	10/31/13	Dolphins recorded 5 sacks in a win vs. Cincinnati
By Opponent:	9/15/13	Indianapolis Colts recorded 5 sacks in loss vs. Miami

Individual with Four-or-More Sacks

By Dolphins:	9/30/12	Cameron Wake (4.5) at Arizona
By Opponent:	N/A	

Individual with Three-or-More Sacks

By Dolphins:	12/1/13	Olivier Vernon (3.0) at New York Jets
By Opponent:	10/6/13	Terrell Suggs (3.0) vs. Baltimore

Individual with Two-or-More Sacks

By Dolphins:	11/24/13	Olivier Vernon (2.0) vs. Carolina Panthers
By Opponent:	10/20/13	Mario Williams (2.0) vs. Buffalo Bills

Fumble Recovered for Touchdown

By Dolphins:	9/19/10	Koa Misi (0) at Minnesota
By Opponent:	12/20/07	Chinedum Ndukwe (54) at Cincinnati

SPECIAL TEAMS

Kickoff Return for a Touchdown

By Dolphins:	11/15/12	Marcus Thigpen (96TD) at Buffalo
By Opponent:	11/25/12	Leon Washington (98TD) vs. Seattle

Kickoff Return for a Touchdown on the Opening Kickoff

By Dolphins:	12/5/71	Mercury Morris (94 yds) at New England
--------------	---------	--

THE LAST TIME MIAMI DOLPHINS...

By Opponent: 11/28/10 Jacoby Ford (101TD) at Oakland

Kickoff Return for 50 yards or more

By Dolphins: 12/1/13 Marcus Thigpen (50) at New York Jets
By Opponent: 11/25/12 Leon Washington (98TD) vs. Seattle

Punt Return for a Touchdown

By Dolphins: 9/9/12 Marcus Thigpen (72TD) at Houston
By Opponent: 11/15/12 Leodis McKelvin (79TD) at Buffalo

Punt Return for 50 yards or more

By Dolphins: 9/9/12 Marcus Thigpen (72TD) at Houston
By Opponent: 11/15/12 Leodis McKelvin (79TD) at Buffalo

Blocked Punt Recovered for Touchdown

By Dolphins: 10/28/12 Olivier Vernon at New York Jets
By Opponent: 9/29/91 Chris Burkett vs. New York Jets

Blocked Punt

By Dolphins: 12/8/13 Jimmy Wilson at Pittsburgh
(Blocked a Mat McBriar punt in the 2nd quarter)
By Opponent: 10/4/10 Patrick Chung vs. New England
(Block a Brandon Fields punt in the 3rd quarter)

Blocked PAT

By Dolphins: 12/6/92 Dolphins (J. Cross) blocked San Francisco (M. Cofer) extra point
By Opponent: 11/15/09 Tampa Bay (D. Penn) blocked Dolphins (D. Carpenter) extra point

Missed (not blocked) PAT

By Dolphins: 11/15/09 Dan Carpenter vs. Tampa Bay
By Opponent: 10/25/09 John Carney at New Orleans

Blocked Field Goal

By Dolphins: 11/24/13 Jared Odrick vs. Carolina Panthers (G. Gano 35yd attempt)
By Opponent: 10/27/13 Chandler Jones at New England Patriots (C. Sturgis 39yd attempt)

Blocked Field goal returned for a TD

By Dolphins: 12/19/71 Curtis Johnson (47TD) on Tim Webster attempt vs. Green Bay
By Opponent: 10/4/10 Kyle Arrington (35TD) on Dan Carpenter attempt vs. New England

Individual with Six-or-More Field goals attempted

By Dolphins: 11/28/10 Dan Carpenter (4-6) at Oakland (49, 51SH, 23, 44, 49 WR, 25)
By Opponent: 9/7/03 Kris Brown (5-7) vs. Houston (36, 43WR, 50, 54WL, 23, 24, 35)

Individual with Six-or-More Field goals made

By Dolphins: 10/17/99 Olindo Mare (6-6) at New England (20, 33, 45, 45, 41, 53)
By Opponent: N/A

Individual with Five-or-More Field goals attempted

By Dolphins: 11/14/11 Shane Graham (4-5) at Dallas (26, 47WL, 28, 27, 23)
By Opponent: 11/4/12 Adam Vinatieri (3-5) at Indianapolis (48WR, 23, 54B, 47, 43)

Individual with Five-or-More Field goals made

By Dolphins: 10/31/10 Dan Carpenter (5-5) at Cincinnati (38, 42, 24, 54, 31)
By Opponent: 10/7/07 Kris Brown (5-5) at Houston (54, 43, 54, 20, 57)

Individual with Four-or-More Field goals attempted

By Dolphins: 12/1/13 Caleb Sturgis (3-4) at New York Jets (41WR, 34, 43, 18)
By Opponent: 12/22/13 Dan Carpenter (4-4) at Buffalo (45, 21, 22, 26)

THE LAST TIME MIAMI DOLPHINS...

Individual with Four-or-More Field goals made

By Dolphins:	1/1/12	Dan Carpenter (4-4) at New York Jets (44, 58, 40, 44)
By Opponent:	12/22/13	Dan Carpenter (4-4) at Buffalo (45, 21, 22, 26)

Individual with Three-or-More Field goals attempted

By Dolphins:	12/8/13	Caleb Sturgis (2-3) at Pittsburgh (34, 52SH, 27)
By Opponent:	12/29/13	Nick Folk (2-3) vs. New York Jets (35WR, 35, 26)

Individual with Three-or-More Field goals made

By Dolphins:	12/1/13	Caleb Sturgis (3-4) at New York Jets (41WR, 34, 43, 18)
By Opponent:	10/20/13	Nick Novak (3-3) vs. San Diego Chargers (27, 50, 29)

Successful Onsides Kick

By Dolphins:	10/28/12	Dolphins win at New York Jets
By Opponent:	12/18/11	Dolphins win at Buffalo


Failed Onsides Kick Attempt

By Dolphins:	12/2/12	Dolphins home loss vs. New England
By Opponent:	1/1/12	New York Jets loss vs. Miami Dolphins



BIOS NOT IN THE MEDIA GUIDE

2014



Brandian ROSS

5 | 33

HT: 6-1
WT: 190
BORN: 9/29/89
ACQUIRED: WAI., 2014 (OAK)
COLLEGE: YOUNGSTOWN STATE '11
NFL: THIRD
DOLPHINS: FIRST



PRO CAREER

CAREER TRANSACTIONS - Awarded to Miami off waivers from Oakland August 31, 2014... Released by Oakland on August 30, 2014... Re-signed by Oakland on April 21, 2014... Re-signed by Oakland on April 15, 2013... Activated to Oakland from Green Bay Packers practice squad September 19, 2012... Added to Green Bay practice squad on September 12, 2012... Released by Green Bay on September 10, 2012... Signed by Green Bay on January 18, 2012... Added to Green Bay practice squad on September 4, 2011... Released by Green Bay on September 3, 2011... Signed by Green Bay as an undrafted free agent on July 28, 2011.

2013 - Played in a career-high 16 games with 13 starts with Oakland... Moved into starting role at SS following a Week 2 injury to Tyvon Branch.....Ranked fourth on the team with 101 tackles (59 solo)...Credited with two sacks and six passes defended... Recorded a career-high 13 tackles vs. Denver (12/29).

2012 - Played in 14 games, with one start for Oakland...Was in on 14 tackles (13 solo), and three more on special teams...Signed by Raiders off Packers' practice squad on Sept. 19...Made the Packers' active roster to begin the 2012 season... Made his NFL debut, playing exclusively on special teams, recording one tackle vs. Pittsburgh (9/23)... Made his first NFL start and assisted on a third-and-1 stop that forced a fourth-quarter punt at San Diego (12/30).

2011 - Spent the entire season on Green Bay's practice squad.

COLLEGE - Four-year letterman (2007-10) and three-year starter at Youngstown State...Played in 45 career games with 33 starts for the Penguins... A safety-turned-cornerback, totaled 233 tackles (135 solo), seven interceptions, three fumble recoveries and two forced fumbles during his career... Earned second-team All-Missouri Valley Football Conference honors as a senior in 2010 after starting all 11 games and making 60 tackles (40 solo), and leading the team with three interceptions... Was named one of four team captains before the season... Assumed the cornerback position for the first time as a junior in 2009 due to injuries at the position... Started all 11 games and was credited with 47 tackles (33 solo), including one for loss, and two interceptions on the season...Started all 11 games as a sophomore in 2008, the first two at free safety and the final nine at strong safety...Led the team with 98 tackles (49 solo), including 4.5 for loss, three passes defended, three QB hurries and an interception... Had a career-high 13 tackles in a win at Western Illinois (Nov. 22) in the season finale ...Participated as a true freshman in 2007, playing in 11 games as a reserve in the secondary and also on special teams...Posted 18 tackles (13 solo) and an interception as one of six true freshmen on the team to see the field.

PERSONAL - Attended Meadowbrook (Va.) High School... Lettered three times as a quarterback, wide receiver, cornerback and safety... Earned first-team All-Central District honors as a defensive back and second-team acclaim as a WR his senior year... Also lettered three times in basketball and three times in track... Attended the annual holiday party for the Families of Children with Cancer in December 2011... Attended various community events throughout 2013, including numerous visits to local hospitals.

BRANDIAN ROSS' NFL REGULAR SEASON STATISTICS

		TACKLES						INTERCEPTIONS					FUMBLES			
YEAR	TEAM	GP	GS	TOT	SOLO	ASST	SK	YDS	NO	YDS	LG	TD	PD	FF	FR	YDS
2012	Oakland	14	1	17	15	2	0	0	0	0	0	0	0	0	0	0
2013	Oakland	16	13	73	54	19	2	10	0	0	0	0	3	1	0	0
NFL TOTALS		30	14	90	69	21	2	10	0	0	0	0	3	1	0	0



Samson SATELE

C | 69

HT: 6-3
WT: 300
BORN: 11/29/84
ACQUIRED: FA, 2014
COLLEGE: HAWAII '07
NFL: EIGHTH SEASON
DOLPHINS: THIRD SEASON



PRO CAREER

CAREER TRANSACTIONS - Signed by Miami as a free agent on August 2, 2014... Released by Indianapolis on March 6, 2014... Signed by Indianapolis on March 21, 2012... Declared a free agent on March 13, 2012... Re-signed with Oakland on August 2, 2011... Declared a free agent on July 25, 2011... Traded by Miami to Oakland on March 23, 2009... Signed by Miami on July 19, 2007... Originally a second-round draft selection (60th overall) of Miami in the 2007 NFL Draft.

2013 - Started all 13 games he appeared in for the Indianapolis Colts.

2012 - Started all 11 games he appeared in for Indianapolis... Was inactive for four games and was active but did not play in one game.

2011 - Started all 15 contests he participated in for Oakland.

2010 - Saw action in all 16 games (15 starts) and helped the Oakland offense rank second in the NFL in rushing... Part of an offensive line that helped set a franchise record by averaging 4.9 yards per rushing attempt... Blocked for an offense that generated three games with 500-plus yards of total offense... Part of a record-breaking offensive performance, helping the team amass 508 yards of total offense and team records for points (59), touchdowns (eight) and rushing touchdowns (five) at Denver (10/24).

2009 - Saw action in 15 games (12 starts) at center and special teams for Oakland.

2008 - Started all 16 games at center for Miami... Helped Miami rank 10th in the NFL in passing and 11th in rushing... Started at center and saw his first career action at guard in a reserve role against San Francisco (12/14)... Made his playoff debut against Baltimore (1/4), starting at center in the team's AFC Wild Card Playoff game.

2007 - Started all 16 games at center as a rookie and became the first rookie in Dolphins history to start every regular season game at center... Became just the fourth NFL rookie in a decade to start every game at center... Selected to NFL All-Rookie teams by several media outlets... Participated in every offensive snap in 15-of-16 regular season contests... Made his first career start at Washington (9/9).

COLLEGE - A four-year letterwinner at Hawaii (2003-06) where he started all 53 games he played during his collegiate career, marking a streak that was the longest among active players in college football in 2006... Served as a team captain during his senior season and started all 12 games at center... A first-team All-Western Athletic Conference selection... Helped spearhead an offense that led the nation in total offense (559.2 ypg.), passing offense (441.3 ypg.) and scoring (46.9 ppg.)... Was a first-team All-WAC pick as a junior and helped Hawaii rank second in the nation in passing offense (384.3 ypg.).

PERSONAL - Attended Kailua (Hawaii) High School and was a first-team all-state offensive lineman as a senior... A three-time letterwinner in basketball and track, performing the shot put and discus... Named the school's athlete of the year as a junior...

Born in Kailua, Hawaii on November 29, 1984.

SAMSON SATELE'S NFL REGULAR SEASON STATISTICS

GAMES/STARTS: 2007: 16/16 , 2008: 16/16 , 2009: 12/15 , 2010: 15/16 , 2011: 15/15 , 2012: 11/11, 2013: 13/13 **NFL TOTALS: 98/102**



Sammy SEAMSTER

CB | 37



HT: 6-0
WT: 205
BORN: 2/5/91
ACQUIRED: WAI., 2014 (BALT.)
COLLEGE: MIDDLE TENN. STATE '14
NFL: ROOKIE
DOLPHINS: ROOKIE

PRO CAREER

CAREER TRANSACTIONS - Awarded to Miami off waivers from the Baltimore Ravens August 31, 2014... Released by Baltimore on August 30, 2014... Signed by Baltimore as an undrafted free agent on May 12, 2014.

COLLEGE - Four-year letterman (2009-13) at Middle Tennessee State where appeared in 44 career games (10 starts), recording 69 tackles (50 solo), three tackles for loss, one interception (14 return yards), four forced fumbles, two fumble recoveries and one pass defended... Played in 13 games, including six starts, as a senior in 2013 and posted a career-high 33 tackles (22 solo) and his first-career interception..... Named the team's 2013 Lifter of the Year and was invited to participate in the NFLPA Collegiate Bowl... Registered a season-high six tackles on 107 defensive snaps against Eastern Carolina... Notched his first-career interception at North Carolina, ending quarterback Bryn Renner's streak of 140-consecutive completions... Moved from safety to corner back during the spring and appeared in 12 contests, earning two starts as a junior in 2012... Posted 17 tackles (13 solo), two tackles for loss and one forced fumble... Started against Troy and recorded a career-high seven solo tackles, including two tackles for loss, and one forced fumble... Played in all 12 games and had two starts as a sophomore in 2011... Finished the season with 13 tackles (10 solo)... Appeared in seven games as a freshman in 2009, recording six tackles (five solo), one tackle for loss and one forced fumble.

PERSONAL - Prepped at Ooltewah (Tenn.) High School, where he lettered in football, basketball and track... Helped lead the football team to an 11-2 finish as a senior, earning All-State (5A) and All-Region honors... Recorded 53 tackles, two tackles for loss, one forced fumble and led the team with six interceptions and 27 passes defended as a senior... Rated a two-star recruit by Rivals.com... Helped Ooltewah earn the state track title during his junior year... Born February 5, 1991.