

NEW ENGLAND PATRIOTS

PRESS RELEASE



REGULAR SEASON WEEK 1

NEW ENGLAND PATRIOTS AT MIAMI DOLPHINS



MEDIA SCHEDULE

WEDNESDAY, SEPTEMBER 3

8:30 a.m. Media Check-In (Ticket office)
 9:00-9:15 a.m. Bill Belichick Press Conference (Media Workroom)
 Between 10-11:00 a.m. Tom Brady Media Availability (Media Workroom)
 11:00-11:10 a.m. Miami Head Coach Joe Philbin Conference Call
 11:45 a.m. Media Access at Practice
 Approx. 2:00-2:45 p.m. Patriots Media Availability (Open Locker Room)
 2:50-3 p.m. Dolphins Player Conference Call

THURSDAY, SEPTEMBER 4

11:15 a.m. Media Check-In (Ticket office)
 11:45 a.m. Media Access at Practice
 Approx. 2:00-2:45 p.m. Patriots Media Availability (Open Locker Room)

FRIDAY, SEPTEMBER 5

8:30 a.m. Media Check-In (Ticket office)
 9:00-9:15 a.m. Bill Belichick Press Conference (Media Workroom)
 11:15 a.m. Media Access at Practice
 Approx. 12:45-1:30 p.m. Patriots Media Availability (Open Locker Room)

SATURDAY, SEPTEMBER 6

No Media Availability

SUNDAY, SEPTEMBER 7

1:00 p.m. Patriots at Miami Dolphins

2014 PATRIOTS SCHEDULE

PRESEASON (2-2)

Date	Location	Time	TV
Thurs., Aug. 7	at Washington	6-23	L
Fri., Aug. 15	Philadelphia	42-35	W
Fri., Aug. 22	Carolina	30-7	W
Thurs., Aug. 28	at N.Y. Giants	13-16	L

REGULAR SEASON

Date	Location	Time	TV
Sun., Sept. 7	at Miami	1:00 p.m.	CBS
Sun., Sept. 14	at Minnesota	1:00 p.m.	CBS
Sun., Sept. 21	Oakland	1:00 p.m.	CBS
Mon., Sept. 29	at Kansas City	8:30 p.m.	ESPN
Sun., Oct. 5	Cincinnati	8:30 p.m.	NBC*
Sun., Oct. 12	at Buffalo	1:00 p.m.	CBS*
Thurs., Oct. 16	N.Y. Jets	8:25 p.m.	CBS/NFLN
Sun., Oct. 26	Chicago	1:00 p.m.	FOX*
Sun., Nov. 2	Denver	4:25 p.m.	CBS*
Sun., Nov. 9	BYE WEEK		
Sun., Nov. 16	at Indianapolis	8:30 p.m.	NBC*
Sun., Nov. 23	Detroit	1:00 p.m.	FOX*
Sun., Nov. 30	at Green Bay	4:25 p.m.	CBS*
Sun., Dec. 7	at San Diego	8:30 p.m.	NBC*
Sun., Dec. 14	Miami	1:00 p.m.	CBS*
Sun., Dec. 21	at N.Y. Jets	1:00 p.m.	CBS*
Sun., Dec. 28	Buffalo	1:00 p.m.	CBS*

*Game time and network subject to possible flexible scheduling adjustment

2013 AFC EAST FINAL STANDINGS

TEAM	W	L	T	PCT.	PF	PA
NEW ENGLAND	12	4	0	.750	444	338
New York Jets	8	8	0	.500	290	387
Miami Dolphins	8	8	0	.500	317	335
Buffalo Bills	6	10	0	.375	339	388

GAME SUMMARY

NEW ENGLAND PATRIOTS (0-0) at Miami Dolphins (0-0) Sunday, Sept. 7, 2014 • Sun Life Stadium (75,192) • 1:00 p.m. ET

The New England Patriots will open the 2014 season when they travel to Miami to face the Dolphins. The Patriots will be looking for their 11th straight opening day win. It is the fourth straight season that the Patriots will be opening on the road.

The Patriots will be opening the season against Miami for the eighth time and for the first time since a 38-24 win on Monday Night Football in 2011. The Patriots are 4-3 against the Dolphins on opening day.

The New England Patriots own a 63-17 (.788) record in regular season AFC East games since the beginning of the 2001 season, compiling the best intra-division record of any team in the NFL. Indianapolis is second with a 57-23-0 division record. Tom Brady has an 11-1 (.917) record as a starting quarterback on opening day, the best record among any starting quarterback in the Super Bowl era. Hall of Famer John Elway (12-4, .750) and Dan Fouts (9-3, .750) are next.

BROADCAST INFORMATION

TELEVISION: This week's game will be broadcast by CBS and can be seen on WBZ-TV Channel 4 in Boston. Greg Gumbel will handle play-by-play duties with Trent Green as the color analyst. Evan Washburn will work from the sidelines. The game will be produced Jim Rikhhof and directed by Steve Milton.

NATIONAL RADIO: This week's game will be broadcast to a national audience by ESPN. Mark Kestesch and Louis Riddick will call the game while Ian Fitzsimmons will handle sideline duties.

LOCAL RADIO: 98.5 FM, The Sports Hub, is the flagship station for the Patriots Radio Network. Play-by-play broadcaster Bob Socci will call the action along with former Patriots quarterback Scott Zolak, who will provide color analysis.

PATRIOTS SEEKING 11th STRAIGHT KICKOFF WEEKEND WIN

The Patriots earned their 10th straight season opening win last season with a 23-21 win at Buffalo and joined Dallas (17, 1965-1981), Miami (11, 1992-2002) and Portsmouth/Detroit (10, 1930-1939) as the only teams with 10 straight opening-day wins. The Patriots 10 opening day wins is the longest active streak in the NFL. Of the 10 wins, four have been on the road, including wins at the Jets in 2007, at Miami in 2011 and at Tennessee in 2012.

MOST CONSECUTIVE OPENING DAY WINS

Team	Consecutive Wins	Years
Dallas	17	(1965-1981)
Miami	11	(1992-2002)
New England	10	(2004-2013)
Portsmouth/Detroit	10	(1930-1939)
Chicago	9	(1984-1992)

WEEK 1 HIGHLIGHTS

On Sept. 4, 1994, Robert Kraft and his family attended their first game as owners of the New England Patriots - at Miami. In the 20 years since, the Patriots have become the most successful franchise in the NFL. Find more on the team's success on **PAGE 2**.

PAGE 8: The Patriots' history vs. Miami on kickoff weekend.

PAGE 9: Brady has the best opening-day record in the Super Bowl era.

PAGE 12: Head Coach Bill Belichick seeks his 200th regular-season win.

PAGE 19: QB Tom Brady looks to pass John Elway in career wins.

PAGE 22: Brady can leapfrog Warren Moon into sixth place for career passing yards.

MEDIA CONTACTS

PATRIOTS MEDIA RELATIONS OFFICE: 508-384-4203

Stacey James, Vice President of Media Relations, staceyj@patriots.com, 508-326-6868

Aaron Salkin, Director of Media Relations, aaron@patriots.com, 508-326-6870

Christy Berkery, Social Media Manager, christyb@patriots.com, 508-549-0518

Michael Jurovaty, Asst. Director of Media Relations, mjurovaty@patriots.com, 508-326-6187

Cecily Faenza, Media Relations Coordinator, cecilyf@patriots.com, 774-254-7917

Jeremie Smith, Corporate Communications Coord., jeremies@patriots.com, 508-549-0492

GILLETTE STADIUM • ONE PATRIOT PLACE • FOXBOROUGH, MA 02035

TEL: 508-384-9105 • FAX: 508-543-9053

PATRIOTS.COM • HTTP://MEDIA.PATRIOTS.COM





ROBERT KRAFT

News & Notes

Since Robert Kraft purchased the team in 1994, the Patriots have experienced one of the most dramatic turnarounds in the history of sports. Now in his 21st season of ownership, Kraft has transformed one of the league's least successful clubs into what observers view as a model NFL franchise. In the five seasons immediately preceding his purchase (1989-93), the Patriots were a moribund team, winning just 19 of 80 games (.238 pct.) and logging the worst record in the NFL over that span. When he bought the franchise on Jan.



21, 1994, Kraft announced his intention to bring a championship to New England, a tall order considering the team's previous success rate. But under Kraft's leadership, the Patriots have won more division titles (13), conference crowns (6) and Super Bowl championships (3) than any other NFL team. The Patriots have made six Super Bowl appearances since Kraft purchased the team, a period during which no other team has earned more than four berths. In Kraft's 20 seasons, the Patriots have qualified for the playoffs 15 times, more than doubling the franchise's accomplishments during its first 34 seasons.

	<u>Pre-Kraft 1960-93</u>	<u>1989-93</u>	<u>Kraft Era 1994-13</u>
Overall Record	225-276-9	19-61	238-115
Winning Pct.	.450	.238	.674
Super Bowl Titles	0	0	3
Conference Titles	1	0	6
Division Titles	3	0	13
Playoff Seasons	6	0	15
Playoff Record	4-6	-	21-12
Home Playoff Games	1	0	18
Home Playoff Record	0-1	-	15-3

A CHAMPIONSHIP TRADITION

MULTIPLE LEAGUE CHAMPIONSHIPS SINCE 2001

TEAM	LEAGUE	TITLES
Los Angeles Lakers	NBA	4
San Antonio Spurs	NBA	4
New England Patriots	NFL	3
Boston Red Sox	MLB	3

HIGHEST WINNING PERCENTAGE IN MAJOR PROFESSIONAL SPORTS SINCE 1994 (Regular Season)

TEAM	LEAGUE	PCT
San Antonio Spurs	NBA	.686
New England Patriots	NFL	.678
Detroit Red Wings	NHL	.661
Los Angeles Lakers	NBA	.642
Green Bay Packers	NFL	.639
Pittsburgh Steelers	NFL	.627

218 GAME SELLOUT STREAK

In the early 1990's, the Patriots seemed destined for relocation until Robert Kraft's purchase of the team rejuvenated local interest. In 1991, the season ticket base was just 17,635, barely enough to support the club. Now, the season tickets are capped and more than 50,000 fans are on a season ticket waiting list. The Patriots have sold out 218 consecutive home games, including playoff and preseason games (dating back to the 1994 season opener).

SINCE ROBERT KRAFT PURCHASED THE TEAM IN 1994

TOTAL VICTORIES SINCE 1994 (Regular Season)

New England Patriots	217
Green Bay Packers	204
Pittsburgh Steelers	200
Indianapolis Colts	194

TOTAL VICTORIES SINCE 1994 (Incl. Postseason)

New England Patriots	238
Green Bay Packers	220
Pittsburgh Steelers	217
Indianapolis Colts	206
Denver Broncos	202
Philadelphia Eagles	187

WINNING PERCENTAGE SINCE 1994 (Incl. Postseason)

TEAM	W	L	T	PCT.
New England Patriots	238	115	0	.674
Green Bay Packers	220	128	1	.632
Pittsburgh Steelers	217	129	1	.627
Denver Broncos	202	137	0	.596
Indianapolis Colts	206	140	0	.595
Philadelphia Eagles	187	154	2	.548
N.Y. Giants	178	157	1	.531

SUPER BOWL CHAMPIONSHIPS SINCE 1994

New England Patriots	3
Baltimore Ravens	2
Green Bay Packers	2
Pittsburgh Steelers	2
Denver Broncos	2
N.Y. Giants	2

CONFERENCE CHAMPIONSHIPS SINCE 1994

New England Patriots	6
Pittsburgh Steelers	4
Denver Broncos	3
Green Bay Packers	3
N.Y. Giants	3

DIVISION CHAMPIONSHIPS SINCE 1994

New England Patriots	13
Pittsburgh Steelers	10
Green Bay Packers	10
Indianapolis Colts	9

PLAYOFF VICTORIES SINCE 1994

New England Patriots	21
Pittsburgh Steelers	17
Green Bay Packers	16
Baltimore Ravens	14
Indianapolis Colts	12
San Francisco 49ers	12

PLAYOFF GAMES PLAYED SINCE 1994

New England Patriots	33
Green Bay Packers	29
Pittsburgh Steelers	27
Indianapolis Colts	26
Philadelphia Eagles	23
Baltimore Ravens	21
San Francisco 49ers	21

PLAYOFF SEASONS SINCE 1994

New England Patriots	15
Indianapolis Colts	15
Green Bay Packers	15
Pittsburgh Steelers	12
Philadelphia Eagles	12

PLAYOFF WINNING PERCENTAGE SINCE 1994

TEAM	W	L	PCT.
Baltimore Ravens	14	7	.667
New England Patriots	21	12	.636
Pittsburgh Steelers	17	10	.630
N.Y. Giants	10	6	.625
Arizona Cardinals	5	3	.625
Denver Broncos	11	8	.579
San Francisco 49ers	12	9	.571

KRAFT PRODUCES MORE WINS THAN EVERY OTHER PATRIOTS OWNER COMBINED

The Patriots have 238 wins overall under Robert Kraft. He has produced more victories than every other Patriots owner combined. Under Kraft, the Patriots are 238-115 overall since he purchased the team in 1994. Kraft's predecessors in the owner's office went 225-276-9 in the 34 years prior to his purchase of the team.



ROBERT KRAFT

21 Years of Ownership

ROBERT KRAFT: ESTABLISHING A WINNING TRADITION

Kraft's winning percentage with the Patriots (.674) since taking over the team in 1994 is the highest among all owners/ownership groups with at least 200 wins (regular and postseason). He is just one of five owners with at least 200 wins and a winning percentage over .600.

OWNER	TEAM	YEARS	WINNING PCT.
Robert Kraft	Patriots	1994-present	.674
Eddie DeBartolo, Jr.	49ers	1977-1999	.636
Clint Murchison, Jr.	Cowboys	1960-1983	.634
Joe Robbie	Dolphins	1966-1989	.609
Pat Bowlen	Broncos	1984-present	.602

ALL-TIME POSTSEASON WINS BY AN OWNER

Robert Kraft has 21 career postseason wins, tied for the fifth-most in NFL history.

WINS	OWNERSHIP
33	The Rooney Family, Pittsburgh (1933-present)
30	Green Bay Packers (1919-present)
24	the Mara Family, N.Y. Giants (1925-present)
22	Eddie DeBartolo, Jr., San Francisco (1977-1999)
21	Robert Kraft, New England (1994-present)
21	Al Davis, Oakland/Los Angeles (1972-2011)

SECOND-FASTEST TO 200 WINS

Robert Kraft reached 200 career wins on Oct. 2, 2011, in the Patriots 31-19 win at Oakland. He reached 200 career wins in 302 career games, tied with the Green Bay Packers, Inc., for the second-fastest to reach 200 wins. Kraft currently has 238 wins.

OWNER	TEAM	GAMES TO 200 WINS
Halas Family	Chicago	295
Robert Kraft	New England	302
Green Bay Packers, Inc.	Green Bay	302

QUARTERBACK STABILITY

Over the last 20 years, the Patriots have had 14 quarterbacks on their active roster. Of this group, only four quarterbacks have started a regular-season or postseason game for the club, the fewest total of any team in the NFL. Only two of these four quarterbacks - Drew Bledsoe and Tom Brady - have started on Opening Day for New England, tied with Green Bay (Brett Favre and Aaron Rodgers) and Houston (David Carr and Matt Schaub) for the fewest number in the NFL.

TEAM	STARTING QBs SINCE 1994	OPENING DAY QBs SINCE 1994
New England	4	2
Green Bay	5	2
Houston**	8	2
N.Y. Giants	8	6
Pittsburgh	10	6
Indianapolis	11	4
San Diego	12	6
Cincinnati	12	8
New Orleans	13	7
Carolina	14	8
Kansas City	15	5
Seattle	15	6
Tennessee	15	7
Buffalo	15	9
Jacksonville	16	5
San Francisco	16	6
Philadelphia	16	7
Baltimore*	16	8
Tampa Bay	16	9
Denver	17	7
N.Y. Jets	17	8
Dallas	18	5
Detroit	18	5
Atlanta	18	6
St. Louis	19	5
Minnesota	19	8
Miami	20	9
Washington	21	13
Arizona	22	11
Chicago	22	9
Oakland	23	10
Cleveland	23	11

* Since 1996
** Since 2002

PATRIOTS A MODEL OF CONSISTENCY UNDER KRAFT

The Patriots have been a model of consistency at the coaching position under Robert Kraft. With Belichick in his 15th season as head coach, the Patriots have had just three head coaches since 1994, the fewest number by far of any AFC East team.

AFC EAST TEAM	HEAD COACHES SINCE 1994
New England	3
Buffalo	7
N.Y. Jets	7
Miami	9

COACHING CONSISTENCY UNDER KRAFT

In a league of constant change at the head coaching position, the Patriots have been a model of consistency under Robert Kraft. Since Kraft took ownership of the team in 1994, the Patriots have had just three head coaches - Bill Parcells (1994-1996), Pete Carroll (1997-1999) and current head coach Bill Belichick (2000-present), who is in his 15th season in New England and is the longest-tenured active head coach in the NFL. The only team with fewer head coaches since 1994 is the Pittsburgh Steelers, who have had two - Bill Cowher (1999-2006) and Mike Tomlin (2007-present).

TEAM	HEAD COACHES SINCE 1994
Pittsburgh	2
New England	3
Baltimore Ravens*	3
Houston Texans**	3
N.Y. Giants	3

* Since 1996
** Since 2002

In fact, there have been a total of 187 head coaches in the NFL since 1994, an average of 5.8 coaches per team, which is about double New England's three:

Total Head Coaches	NFL Average	Patriots
187	5.8	3

COVER BOYS



Kraft's success as an owner has brought the Patriots a great increase in national recognition. Prior to Kraft's ownership, the Patriots had been featured on the cover of just four issues of *Sports Illustrated* (1966, 1977, 1981 and 1986). Since 1994, New England has graced the cover a total of 28 times, including 17 that feature Tom Brady alone.



PATRIOTS

Home Dominance

GILLETTE



Since the Patriots opened Gillette Stadium in 2002, they have celebrated more regular and postseason wins than any other team in the NFL. The Patriots have the highest point differential at home, rank first in points scored and third in points allowed at Gillette Stadium.

REGULAR SEASON HOME RECORD SINCE 2002

RANK	TEAM	W	L	T	PCT.
1	New England	81	15	0	0.844
2	Baltimore	73	23	0	0.760
3	Indianapolis	72	24	0	0.750
4	Pittsburgh	68	27	1	0.714
5	Green Bay	66	29	1	0.693

HOME PLAYOFF RECORD SINCE 2002 (MIN. 5 GAMES)

RANK	TEAM	W	L	PCT.
1	Seattle	7	1	0.875
2	New England	11	3	0.786
3	Pittsburgh	6	2	0.750
4	Indianapolis	7	3	0.700
5	Philadelphia	5	4	0.556

HOME RECORD SINCE 2002 (INCLUDING PLAYOFFS)

RANK	TEAM	W	L	T	PCT.
1	New England	92	18	0	0.836
2	Baltimore	75	25	0	0.750
3	Indianapolis	79	27	0	0.745
4	Pittsburgh	74	29	1	0.716
5	Seattle	73	31	0	0.702

HOME RECORD AFTER HALLOWEEN SINCE 2002 (INCLUDING PLAYOFFS)

RANK	TEAM	W	L	T	PCT.
1	New England	54	12	0	0.818
2	Indianapolis	51	18	0	0.739
3	Baltimore	44	17	0	0.721
4	Green Bay	42	18	0	0.697
5	San Diego	39	23	0	0.629

HOME RECORD VS. NFC SINCE 2002

RANK	TEAM	W	L	T	PCT.
1	Pittsburgh	20	3	1	0.854
2	New England	20	4	0	0.833
3	Baltimore	20	4	0	0.833
4	Indianapolis	17	7	0	0.708
5	Jacksonville	15	10	0	0.600

HOME RECORD VS. DIVISIONAL OPPONENTS SINCE 2002

RANK	TEAM	W	L	T	PCT.
1	New England	31	5	0	0.861
2	Indianapolis	30	6	0	0.833
3	Green Bay	27	8	0	0.764
4	Seattle	27	9	0	0.750
5t	Pittsburgh	26	10	0	0.722

POINT DIFFERENTIAL AT HOME SINCE 2002

RANK	TEAM	POINT DIFFERENTIAL
1	New England	1,005
2	Baltimore	791
3	Green Bay	767
4	Pittsburgh	687
5	San Diego	644

POINTS ALLOWED PER GAME AT HOME SINCE 2002

RANK	TEAM	POINTS ALLOWED
1	Baltimore	16.3
2	Pittsburgh	17.0
3	New England	17.4
4	Seattle	17.7
5	Green Bay	19.0

POINTS SCORED PER GAME AT HOME SINCE 2002

RANK	TEAM	POINTS SCORED
1	New England	27.9
2	Green Bay	27.0
3	New Orleans	26.9
4	San Diego	26.8
5	Indianapolis	25.6



2013

Season Rankings

2013 RANKINGS

TEAM OFFENSE

Total Net Yards	6,152	AFC in 2013	3rd
Total Net Yards	6,152	Team History	5th
Points Scored	444	NFL in 2013	3rd
Points Scored	444	Team History	5th
Points Allowed	338	AFC in 2013	5th
Touchdowns Scored	47	AFC in 2013	4th
Rushing Touchdowns	19	NFL in 2013	t-2nd
Rushing Touchdowns	19	AFC in 2013	1st
First Downs	378	NFL in 2013	2nd
First Downs	378	Team History	4th
Passing First Downs	225	NFL in 2013	5th
Passing First Downs	225	Team History	4th
Team Receptions	380	AFC in 2013	2nd
Fewest Penalties	65	NFL in 2013	2nd
Fewest Penalty Yards	625	NFL in 2013	3rd
Fewest INTs thrown	11	Team History	t-3rd
Fewest INTs thrown	11	AFC in 2013	t-4th
Turnover Differential	+9	AFC in 2013	3rd

TOM BRADY

Passing Yards	4,343	NFL in 2013	6th
Passing Yards	4,343	Team History	6th
Passing Yds/Game	271	AFC in 2013	3rd
Passing Yds in a Game	432	AFC in 2013	2nd
Passing Yds in a Game	432	Team History	3rd
Longest Pass	81t	AFC in 2013	3rd
Pass Attempts	628	AFC in 2013	2nd
Pass Attempts	628	Team History	t-4th
Passing First Downs	225	NFL in 2013	t-4th
Completions	380	NFL in 2013	4th
Completions	380	Team History	5th

JULIAN EDELMAN

Receptions	105	NFL in 2013	5th
Receptions	105	AFC in 2013	3rd
Receptions	105	Team History	6th
Receptions in a Game	13	Team History	t-3rd
Receptions in a Game	13	NFL in 2013	t-4th
Receiving Yards	1,056	AFC in 2013	10th
Punt Return Yards	374	NFL in 2013	4th
Punt Return Average	10.7	AFC in 2013	5th
Punt Ret Avg (Career)	12.3	Team History	1st



STEVAN RIDLEY

Rushing Yards	773	AFC in 2013	10th
Rushing Touchdowns	7	AFC in 2013	t-5th
Rushing First Downs	36	AFC in 2013	9th

LEGARRETTE BLOUNT

Average Yards/Rush	5.0	AFC in 2013	2nd
Average Yards/Rush	5.0	NFL in 2013	6th
First Down Percentage	22.9	AFC in 2013	6th
10+ Yard Run Percentage	11.8	AFC in 2013	4th
All-Purpose Yds in a Game	334	Team History	1st
All-Purpose Yds in a Game	334	NFL in 2013	1st
Rushing Yds in a Game	189	Team History	5th
Rushing Yds in a Game	189	NFL in 2013	4th
Rushing Yds in a Game	189	AFC in 2013	2nd
Rushing Touchdowns	7	AFC in 2013	t-5th

STEPHEN GOSTKOWSKI

Scoring	158	Team History	1st
Scoring	158	NFL in 2013	1st
Field Goals Made	38	Team History	1st
Field Goals Made	38	NFL in 2013	t-1st
Field Goals Attempted	41	Team History	t-1st
Field Goals Attempted	41	NFL in 2013	1st
Field Goal Percentage	92.7	NFL in 2013	t-3rd
Field Goals 50+ Yds	5	NFL in 2013	3rd
Field Goals 50+ Yds	11	NFL in 2013	4th
Longest Field Goal	54	Team History	3rd



CHANDLER JONES

Sacks	11½	NFL in 2013	t-7th
Sacks	11½	AFC in 2013	t-3rd
Sacks	11½	Team History	t-4th

CHRIS JONES

Sacks	6	AFC Rookies in 2013	1st
Sacks	6	NFL Rookies in 2013	2nd

LOGAN RYAN

Interceptions	5	Rookies in 2013	1st
Interceptions	5	AFC in 2013	t-1st
Interceptions	5	NFL in 2013	t-5th



PATRIOTS

vs. Dolphins

SERIES HISTORY



The New England Patriots and Miami Dolphins will square off for the 98th time, including three playoff games, in their 49th year as division foes and for the first of two meetings of the 2014 season.

The teams split the annual series in 2013. The Patriots extended their streak to seven straight wins over Miami after a 27-17 victory at Gillette Stadium in the first meeting on Oct. 27, 2013 but dropped the rematch in Miami on Dec. 15, 2013 with a 24-20 loss.

The Dolphins and Patriots met for the first time in 1966 and began playing twice a year during the regular season in 1967, except in 1982 during the strike year.

The Patriots swept the series nine times.

The Patriots have had the upper hand at home against Miami, as they hold a 30-17 record in games played in New England in the regular-season, including a 10-2 record at Gillette Stadium. But the Patriots are only 15-34 all-time in Miami, including two postseason games.

The two have played three times in the postseason with New England holding a 2-1 advantage.

SERIES TRENDS

Miami 51, New England 46

(Including New England 2, Miami 1 in Playoffs)

*-A Miami home game was played in Tampa Bay in 1969

Record in New England..... 31-17 (Incl. 1-0 in playoffs)

Record in Foxborough..... 29-15 (1-0)

Record in Boston..... 2-2

Record in Miami..... 15-34 (Incl. 1-1 in playoffs)

Record at Dolphins / Pro Player / Joe Robbie / Sun Life..... 11-16

Record at Orange Bowl..... 3-18 (1-1)

Record in Tampa*..... 1-0

Seasonal Sweeps..... Patriots 9, Dolphins 13

Seasonal Splits..... 24 (Most recent 2013)

Bill Belichick vs. Miami..... 18-12 (18-10 with New England)

PATRIOTS-DOLPHINS QUICK HITS

★ Since Bill Belichick became Patriots head coach in 2000, New England is 18-10 (.643) against the Miami Dolphins.

★ Since 2000, the Patriots are 65-23 (.739) against AFC East opponents. The Patriots are 18-10 against the Dolphins over that span and are 19-9 against the New York Jets and 25-3 against the Buffalo Bills in that time. The Patriots were 3-1 against Indianapolis from 2000 through 2001 when they were in the AFC East.

★ The Patriots have not been swept in their season series with a divisional opponent since 2000, when they lost both games to Miami and also to the New York Jets.

★ Tom Brady owns a 17-7 record when playing against Miami. While he is 11-1 against Miami in home games, including wins in the last seven games, Brady is just 6-6 in games played in Miami.

★ Brady's only home loss to Miami was on Jan. 1, 2006 in the final game of the 2005 season when the Patriots had already locked up the AFC East Title and Brady played in the first quarter before being relieved by backup Matt Cassel.

TALE OF THE TAPE

2013 Regular Season	New England	Miami
Record	12-4	8-8
Divisional Standings	1st	2ndT
Total Yards Gained	6,152	5,007
Total Offense (Rank)	384.5 (7)	312.9 (27)
Rush Offense	129.1 (9)	90.0 (16)
Pass Offense	255.4 (10)	222.9 (20)
Points Per Game	27.8 (3)	19.8 (26)
Total Yards Allowed	5,969	5,750
Total Defense	373.1 (26)	359.4 (21)
Rush Defense	134.1 (30)	124.9 (24)
Pass Defense	239.0 (18)	234.5 (16)
Points Allowed/Game	21.1 (10)	20.9 (8)
Possession Avg.	29:38	28:27
Sacks Allowed/Yards Lost	40/256	58/399
Sacks Made/Yards	48/313	42/272
Passing TD/Int (off.)	25/11	24/19
Passing TD/Int (def.)	25/17	17/18
Total Touchdowns	47	34
Penalties Against/Yards	69/625	70/598
Punts/Avg.	77/45.8	85/48.8
Field Goals Made/Att.	38/41	26/34
Takeaway/Giveaway Ratio	+9 (8)	-2 (18)

PASSING PERFORMANCES

Tom Brady is scheduled to start at quarterback against Miami for the 25th time and has compiled a 17-7 record in his previous 24 starts against the Dolphins. Brady is 59-14 in his career as a starter in the regular-season against AFC East opponents, with seven of the 14 losses coming to the Dolphins. One of those losses was in the final game of the 2005 season when Brady was pulled after the first quarter.

PASSING PERFORMANCES

Tom Brady vs. Miami Dolphins (17-7)

Date	H/A	A	C	Yd	%	TD	I	Rating	W/L	Score
10/07/01	A	24	12	86	.500	0	0	58.7	L	10-30
12/22/01	H	19	11	108	.579	1	0	91.6	W	20-13
10/06/02	A	31	17	240	.548	2	2	74.7	L	13-26
12/29/02	H	44	25	221	.568	1	1	68.5	W	27-24
10/19/03	A	34	24	283	.706	2	0	115.2	W	19-13
12/07/03	H	31	16	163	.516	0	0	67.0	W	12-0
10/10/04	H	19	7	76	.368	2	1	62.6	W	24-10
12/20/04	A	29	18	171	.621	3	4	73.3	L	28-29
11/13/05	A	36	21	275	.583	2	2	77.9	W	23-16
01/01/06*	H	8	3	37	.375	1	1	52.6	L	26-28
10/08/06	H	29	16	140	.552	2	0	91.2	W	20-10
12/10/06	A	25	12	78	.480	0	0	55.1	L	0-21
10/21/07	A	25	21	354	.840	6	0	158.3	W	49-28
12/23/07	H	33	18	215	.545	3	2	79.7	W	28-7
11/08/09	H	37	25	332	.676	1	1	93.5	W	27-17
12/06/09	A	29	19	352	.655	2	2	101.5	L	21-22
10/04/10	A	24	19	153	.792	1	0	107.1	W	41-14
01/02/11	H	16	10	199	.625	2	0	145.6	W	38-7
09/12/11	A	48	32	517	.667	4	1	121.6	W	38-24
12/24/11	H	46	27	304	.587	1	0	85.8	W	27-24
12/02/12	A	40	24	238	.600	1	1	74.8	W	23-16
12/30/12	H	36	22	284	.611	2	0	104.4	W	28-0
10/27/13	H	22	13	116	.591	1	1	69.5	W	27-17
12/14/13	A	55	34	364	.618	2	1	85.7	L	20-24
Totals		740	446	5306	.603	42	20	89.8		17-7

*-Played only the first quarter



PATRIOTS

2013 vs. Dolphins

FIRST 2013 MEETING PATRIOTS 27, MIAMI 17

October 27, 2013 ★ Gillette Stadium

	1	2	3	4	Final
Miami Dolphins	7	10	0	0	— 17
New England Patriots	0	3	17	7	— 27

The New England Patriots improved to a 6-2 record with a come-from-behind 27-17 victory over the visiting Miami Dolphins.

Trailing 17-3 after gaining just 59 yards in the first half, the Patriots quickly turned the game around in the third quarter with two touchdowns in a span of seven plays.

The Patriots ran for 111 yards in the second half, recorded six second-half sacks, and forced three second-half turnovers to lead the comeback.

Tom Brady, who completed six-of-eight pass attempts for only 25 yards in the first half, threw for 76 of his 116 yards in the third quarter.

After Miami missed on a 46-yard field goal attempt that would have extended the lead to 20-3 in the third quarter, a 23-yard run by RB Stevan Ridley and a 23-yard pass from Brady to TE Rob Gronkowski helped set up a 14-yard touchdown pass from Brady to WR Aaron Dobson that closed the gap to 17-10 to begin the comeback.

The Patriots regained possession two plays after the kickoff when CB Logan Ryan forced a fumble on a 10-yard sack of Miami QB Ryan Tannehill that was recovered by DE Rob Ninkovich at the Miami 13-yard line. Three plays later, RB Brandon Bolden scored on a 2-yard touchdown run to tie the game at 17.

New England took the lead for good when K Stephen Gostkowski drilled a 48-yard field goal to make it 20-17 with eight seconds left in the third quarter.

Brady led the Patriots on their longest drive of the game when he engineered a 12-play, 82-yard drive that took 7:46 off the clock before Ridley scored on a 3-yard run to expand the lead to 27-17.

The outlook at halftime was bleak after the Dolphins had rushed for 103 yards. Brady's first pass of the game was intercepted by CB Dimitri Patterson and helped set up a Miami touchdown. The Dolphins added to their lead with a 10-point second quarter.

The Patriots defense had a season-high six sacks – all coming in the second half and held Miami scoreless in the second half to help drive the comeback.

S Marquice Cole recorded his first interception of the season when DB Devin McCourty batted an errant Tannehill pass, volleyball-style, back into the field of play where it was hauled in by Cole early in the fourth quarter. The play gave New England a first down at the Patriots 18-yard line and set up a 13-play, 82-yard drive that ended in Ridley's 3-yard touchdown run and a 27-17 Patriots lead.

DE Chandler Jones blocked a 39-yard Miami field goal attempt with 2:51 remaining in the game to help thwart a Miami comeback attempt. The block came with Miami seeking to make the game a one-score contest, as it trailed 27-17 in the fourth quarter.

SECOND 2013 MEETING MIAMI 24, PATRIOTS 20

December 15, 2013 ★ SunLife Stadium

	1	2	3	4	Final
New England Patriots	3	7	0	10	— 20
Miami Dolphins	0	7	3	14	— 24

QB Tom Brady and the New England Patriots latest comeback effort fell short, as the Miami Dolphins stopped the Patriots from clinching the AFC East with a 24-20 victory.

The Patriots rallied from fourth quarter deficits to win their last three games, but Brady's fourth-down pass from the Miami 14-yard line was intercepted by S Michael Thomas with two seconds left to give Miami the win.

The Dolphins scored on a 2-yard touchdown pass from QB Ryan Tannehill to RB Daniel Thomas on the first play of the fourth quarter to break a 10-10 tie with a 17-10 advantage. The Patriots scored on their next two offensive series with a 15-play, 81-yard drive that ended at the Miami 5-yard line with a 23-yard field goal by K Stephen Gostkowski and then capped a 6-play, 73-yard drive when Brady connected with WR Julian Edelman on a 24-yard touchdown to give the Patriots a 20-17 lead with four minutes left to play.

Miami caught a break when the ensuing kickoff went out of bounds, allowing them to start a drive at their own 40-yard line. The Dolphins faced a fourth-and-5 situation from their own 45-yard line with 2:41 left, but TE Charles Clay kept the drive alive when he converted with a 6-yard reception. Tannehill then completed a 24-yard pass to WR Rishard Matthews and then a 14-yard touchdown pass to RB Marcus Thigpen to give Miami a 24-20 lead with 1:15 left to play.

The Patriots responded by moving to the Miami 14-yard line but Brady threw three straight passes that fell incomplete into the end zone before his final pass was intercepted in the end zone to give Miami the win.

Brady finished the game 34-of-55 for 364 yards with two touchdowns and one interception, while Edelman had 13 receptions for 139 yards and WR Danny Amendola had 10 receptions for 131 yards.

Tannehill finished 25-of-37 for 312 yards with three touchdown passes, including two in the fourth quarter.

The Patriots scored on their first offensive possession for the first time since Oct. 20 at the New York Jets when Gostkowski finished a 16-play, 83-yard drive with a 22-yard field goal. New England expanded their lead to 10-0 in the second quarter when a 30-yard pass from Brady to Amendola helped the Patriots get into Miami territory before Brady culminated the drive with a 13-yard touchdown pass to TE Michael Hoomanawanui with 1:38 left in the first half.

A 24-yard pass from Tannehill to Matthews on the next series helped get into position for his 39-yard touchdown pass to WR Mike Wallace to make it 10-7 with just 32 seconds left in the half to make it 10-7 at the break.

The Patriots got a break midway through the second quarter when a miscommunication between the long snapper and the holder resulted in a fumble when the ball bounced off the holder's facemask during a Dolphins field goal attempt. Miami tied the game on their first possession of the third quarter when Tannehill completed passes of 13, 19 and 14 yards to help set up a field goal.

New England was 1-for-4 in the red zone against the Dolphins.



PATRIOTS

vs. Dolphins

DIVISIONAL DOMINANCE

The New England Patriots own a 63-17 (.788) record in regular season AFC East games since the beginning of the 2001 season, compiling the best intra-division record of any team in the NFL.

NFL'S TOP DIVISIONAL RECORDS SINCE 2001

Team	W	L	T	Pct.
New England Patriots	63	17	0	.788
Indianapolis Colts	57	23	0	.713
Green Bay Packers	56	23	1	.706
Pittsburgh Steelers	57	25	0	.695

AFC EAST DIVISIONAL RECORDS SINCE 2001

Team	W	L	T	Pct.	Div. Titles	Years
New England	63	17	0	.788	11	2001, 03-07, 09-13
N.Y. Jets	39	41	0	.488	1	2002
Miami	33	47	0	.413	1	2008
Buffalo	26	54	0	.325	0	—

NOTES: The Indianapolis Colts were members of the AFC East in 2001 and compiled a 3-5 divisional record that season. In 2002, the Patriots and Jets both finished with a 9-7 overall record and a 4-2 divisional record, but the Jets claimed the division title by virtue of having a better record against common opponents. In 2008, the Patriots and Dolphins both finished with an 11-5 overall record and a 4-2 divisional record, but Miami qualified for the playoffs due to a better conference record (8-4 to 7-5).

CONNECTIONS

NEW ENGLAND TIES

★ Dolphins head coach **Joe Philbin** was born in Springfield, Mass. and began his coaching career as the offensive line coach at Worcester Tech from 1986-87. Philbin later served as offensive coordinator/offensive line coach at Northeastern University (1995-96) and Harvard University (1997-98).

★ Dolphins defensive coordinator **Kevin Coyle** was an assistant coach at Holy Cross from 1982-90, including five years (1986-90) as the team's defensive coordinator. Linebackers coach **Mark Duffner** served as the Crusaders' defensive coordinator from 1981-86 before being promoted to head coach (1986-91).

★ Dolphins assistant offensive line coach **Jack Bicknell Jr.** played collegiately for his father at Boston College from 1981-85, where he was the center for 1984 Heisman Trophy winner Doug Flutie. Upon graduation, Bicknell Jr. served as a graduate assistant for Boston College before moving on to New Hampshire, where he coached the defensive (1987-92) and offensive (1993-96) lines. He returned to Boston College to become the Eagles' offensive line coach in 2007.

★ Dolphins assistant quarterbacks coach **Ben Johnson** was a graduate assistant (2009-10) and tight ends coach (2011) at Boston College.

★ Dolphins wide receivers coach **Ken O'Keefe** started his coaching career as an assistant coach at the University of New Haven from 1976-77. He then spent seven seasons (1978-84) as head coach at Worcester Academy, where he led the team to three New England Class A prep championships.

★ Dolphins secondary coach **Lou Anarumo** served as assistant head coach at Harvard from 1995-2000.

★ Dolphins defensive assistant **Jeff Burris** spent the 2012 season as the University of Massachusetts' cornerbacks coach.

★ Dolphins assistant linebackers coach **David Corrao** served as tight ends coach at Northeastern in 2004.

Miami Ties

★ Patriots **DL Vince Wilfork** attended Santaluces HS in Boynton Beach, Fla., where his jersey is now retired. He was named one of the 100 greatest players in the history of Florida high school football by the Florida High School Athletic Association in 2007 and also holds the Florida state high school re-

cord in the shot put with a 68-foot throw. Wilfork played three years (2001-03) at Miami (Fla.), where he helped lead the Hurricanes to the 2001 BCS National Championship as a freshman.

★ Patriots **WR Kenbrell Thompson** was born and raised in Miami, Fla., and attended Miami Northwestern HS.

★ Patriots **RB James White** attended St. Thomas Aquinas HS in Fort Lauderdale, Fla., where he was named first-team all-county as a senior in 2009 after rushing 136 times for 1,145 yards and 15 touchdowns.

★ Patriots **WR Brian Tyms** attended Dillard HS in Fort Lauderdale, Fla. and went on to play college football at Florida A&M University.

★ Patriots **C Bryan Stork** attended Vero Beach (Fla.) HS, where he was primarily used as a blocking tight end.

Former Dolphins

★ Patriots **DE Rob Ninkovich** appeared in five games for the Dolphins from 2007-08 and recorded two special teams tackles.

★ Patriots **S Don Jones** was originally drafted by the Dolphins in the seventh round (250th overall) of the 2013 NFL Draft. Jones played in all 16 regular season games as a rookie and led the team with 11 special teams tackles.

★ Patriots tight ends coach **Brian Daboll** served as Miami's offensive coordinator in 2011, where he oversaw an offense that produced a 1,000-yard rusher and 1,000-yard receiver for the first time in franchise history. Offensive line coach **Dave DeGuglielmo** coached the Dolphins' offensive line from 2009-11, with LT Jake Long earning Pro Bowl nods each season. Special teams coach **Scott O'Brien** spent two seasons as Miami's coordinator of football operations/assistant to the head coach.

Hometown Ties

★ Patriots offensive coordinator **Josh McDaniels** and Dolphins **WR Brian Hartline** both grew up in Canton, Ohio, though they attended different high schools.

Former NFL Teammates

★ Patriots offensive coordinator/quarterbacks coach **Josh McDaniels** was head coach of the Denver Broncos when the team drafted Dolphins **RB Knowshon Moreno** in the first round of the 2009 NFL Draft.

Former College Teammates

★ Dolphins **LB Jonathan Freeny** (2007-10), Patriots **DB Devin McCourty** (2006-09), **DB Duron Harmon** (2009-12) and **DB Logan Ryan** (2009-12) were defensive teammates at Rutgers.

★ Patriots **DL Dominique Easley**, Dolphins **K Caleb Sturgis** and **LB Jelani Jenkins** were teammates at Florida from 2010-12.

★ Patriots **DT Seaulver Siliga**, Dolphins **LB Koa Misi** and **DE Derrick Shelby** were defensive teammates at Utah from 2008-09.

★ Patriots **RB Brandon Bolden** and Dolphins **WR Mike Wallace** were offensive teammates at Mississippi in 2008.

PATRIOTS VS. MIAMI IN SEASON OPENERS

The Patriots will be opening the season against the Miami Dolphins for the eighth time in team history and the first time since a 38-24 win at Miami in the 2011 season-opener on Sept. 12, 2011 on Monday Night Football.

The Patriots, who are 46-51 all-time against Miami, are 4-3 against the Dolphins when meeting in the season-opener. The Patriots are 3-1 in home games and 1-2 at Miami.

PATRIOTS VS. MIAMI IN SEASON OPENERS (4-3)

Year	Date	Opponent	Score
1970	09/20	vs. Miami	27-14 (W)
1974	09/15	vs. Miami	34-24 (W)
1987	09/13	vs. Miami	28-21 (W)
1990	09/09	vs. Miami	24-27 (L)
1994	09/04	at Miami	35-39 (L)
1996	09/01	at Miami	10-24 (L)
2011	09/12	at Miami	38-24 (W)



PATRIOTS

Opening Day Notes

PATRIOTS OPENING DAY SUPERLATIVES

Rushing Yards							
Year	Name	Opponent	No	Yds	Avg	LG	TD
1982	Tony Collins	Baltimore	21	137	6.5	54	0
2012	Stevan Ridley	Tennessee	21	125	6.0	17	1
1977	S. Cunningham	Kansas City	23	105	4.6	11	0
1995	Curtis Martin	Cleveland	19	102	5.4	30	1
2013	Shane Vereen	Buffalo	14	101	7.2	21	0
1983	R. Weathers	Baltimore	6	100	16.7	77	1

Receiving Yards							
Year	Name	Opponent	No	Yds	Avg	LG	TD
2007	Randy Moss	N.Y. Jets	9	183	20.3	51	1
1994	Ben Coates	Miami	8	161	20.1	62	2
2011	Wes Welker	Miami	8	160	20.0	99t	2
1989	Cedric Jones	N.Y. Jets	8	148	18.5	36	0
2009	Randy Moss	Buffalo	12	141	11.8	31	0

Passing Yards							
Year	Name	Opponent	Att	Com	Avg	LG	TD
2011	Tom Brady	Miami	48	32	517	4	1
1994	Drew Bledsoe	Miami	51	32	421	4	2
2009	Tom Brady	Buffalo	53	39	378	2	1
1999	Drew Bledsoe	N.Y. Jets	30	21	340	1	1
1997	Drew Bledsoe	San Diego	39	26	340	4	0

Tom Brady's 517 yards passing in the Miami game in 2011 on kickoff weekend was the second best passing day on kickoff weekend in NFL history. Norm Van Brocklin passed for 554 yards for the Los Angeles Rams vs. the New York Yanks on Sept. 28, 1951.

OPENING DAY RECORDS

OPENING DAY RECORDS FOR THE PATRIOTS

	W	L	T	Pct.	Streak
New England Patriots	30	24	0	.556	W-10
Bill Belichick	13	6	0	.684	W-10
Tom Brady	11	1	0	.917	W-10

The Patriots have won 10 straight openers, the longest streak in the NFL. Houston and Chicago are next with four straight opening day wins.

BRADY HAS BEST OPENING DAY RECORD IN SUPER BOWL ERA

Tom Brady improved to an 11-1 record as a starting quarterback on opening day, the best record among any starting quarterback in the Super Bowl era.

NFL QUARTERBACKS WITH THE BEST RECORD IN SEASON-OPENING GAMES

Player	Season Opening Record	Win Pct.
Tom Brady	11-1	.917
John Elway	12-4	.750
Dan Fouts	9-3	.750
Peyton Manning	11-4	.733

NFL'S BEST RECORD IN THE LAST DECADE

The Patriots record of 124-36 (.755) over the past 10 seasons is the best in the NFL. Over the past 10 years, only five NFL teams have posted a winning percentage of .600 or better.

BEST RECORDS SINCE 2004

Team	W	L	T	Pct.
New England	124	36	0	.755
Indianapolis	111	49	0	.694
Pittsburgh	105	55	0	.656
San Diego	100	60	0	.625
Green Bay	96	63	1	.603

PATRIOTS HAVE BEST SEPTEMBER RECORD OVER THE PAST 10 YEARS

No team in the NFL has started off seasons stronger than the Patriots over the past 10 years, as New England has amassed a league-best 23-8 September record since 2004. The Pats are the only team in the NFL with a September winning percentage (.742) over .700, with Indianapolis being the next highest at .688. New England's eight losses in September are the fewest in the league and make them the only NFL team with fewer than 10 September losses over that span.

BEST SEPTEMBER RECORDS SINCE 2004

Team	Wins	Losses	Pct.
New England	23	8	.742
Indianapolis	22	10	.688
Seattle	22	11	.667
Baltimore	21	11	.656
Dallas	21	11	.656

PATRIOTS SEASON OPENERS SINCE 2002

DATE	OPP	W/L	SCORE	GAME NOTES
09/08/13	at Buf	W	23-13	Tom Brady helped the Patriots overcome a 21-17 fourth quarter deficit by marching the Patriots 49 yards in 12 plays to set up a game-winning 35-yard field goal by K Stephen Gostkowski with five seconds to play for a 23-21 win. During the game-winning drive, Brady twice completed passes to convert on third down to WR Danny Amendola.

09/09/12 at Ten W 34-13 The Patriots' defense held the Titans to just 20 yards rushing on 16 attempts, including holding RB Chris Johnson to only four yards. Rookie DE Chandler Jones forced a fumble on a sack and fellow rookie LB Dont'a Hightower recovered the loose ball and scored on a 6-yard return. RB Stevan Ridley gained 125 yards on 21 carries.

09/12/11 at Mia W 38-24 Tom Brady threw for a team-record 517 yards and four touchdowns, including a 99-yard touchdown pass to Wes Welker, and the Patriots started with a victory for the eighth consecutive season.

09/12/10 vs. Cin. W 38-24 The Patriots took a commanding 24-3 lead that was expanded to 31-3 when Brandon Tate took the second half kickoff 97 yards for a touchdown.

09/14/09 vs. Buf. W 25-24 Tom Brady threw 2 TDs in the final 2 minutes to rally the Pats from a 24-13 deficit.

09/07/08 vs. KC W 17-10 The Patriots won their 20th consecutive regular-season game.

09/09/07 at NYJ W 38-14 Randy Moss totals 183 yards in Patriots debut.

09/10/06 vs. BUF W 19-17 Fourth-quarter safety by Ty Warren provides winning points.

09/08/05 vs. OAK W 30-20 Patriots unveil third Super Bowl banner in Thursday night opener.

09/09/04 vs. IND W 27-24 Willie McGinest sack leads to missed Colts FG in final minute.

09/07/03 at BUF L 0-31 Loss sparks 17 wins in next 18 en route to Super Bowl win.

09/09/02 vs. PIT W 30-14 Patriots win Gillette Stadium opener, first championship banner raised.



PATRIOTS

2013 Team Notes

2013 NOTES OF INTEREST

BILL BELICHICK

- ★ Bill Belichick (218) moved past Hall of Famer Chuck Noll (209) into fifth place all time on the NFL wins list with the Patriots 30-27 win against New Orleans (10/13/13). Curly Lambeau is in fourth place with 229 career wins
- ★ Belichick (19) needs one more postseason victory to break a tie with Don Shula (19) for second place in postseason wins, behind Tom Landry (20) for most playoff wins by a head coach.
- ★ Belichick has five conference titles and needs one more to match Don Shula, who led his teams to six Super Bowls.
- ★ Belichick has led the Patriots to 13 consecutive winning records (2001-13), third all time behind 20 by Tom Landry (1966-85) followed by 14 by Curly Lambeau (1934-47).

TOM BRADY

- ★ Tom Brady has 59 career 300-yard games and ranks fifth all-time for most 300-yard games and third among active players.
- ★ Brady (4,343) reached 4,000 passing yards in 2013 for the sixth time in his career. He joins Dan Marino (6), Brett Favre (6), Drew Brees (8) and Peyton Manning (13) as the only players to have at least five seasons with 4,000 passing yards.
- ★ Brady led the Patriots to his 148th career regular-season win to move into a tie with Hall of Famer John Elway for third on the all-time win list among starting quarterbacks.

JULIAN EDELMAN

- ★ Julian Edelman finished with 105 receptions in 2013 to join Wes Welker (2007-09, 11-12) and Troy Brown (2001) as the only Patriots players to reach 100 receptions in a season. Edelman averaged 6.4 receptions per game in 2013.
- ★ Edelman finished with 1,056 receiving yards in 2013 to become the 10th Patriots player to register a 1,000-yard season.

ROB NINKOVICH

- ★ Rob Ninkovich has 11 fumble recoveries over the last four seasons (2010-13), the most of any player in the NFL over that time. Vince Wilfork is second with seven.
- ★ Ninkovich is the first Patriots player with back-to-back seasons with at least eight sacks (8 in 2012 and 12 in 2013) since Willie McGinest in 1995 (11) and 1996 (9.5). He is the only player to accomplish the feat during Belichick's tenure as head coach in New England.

STEPHEN GOSTKOWSKI

- ★ Stephen Gostkowski set the franchise record for most points in a season with 158 total points in 2013.
- ★ Gostkowski broke his own franchise record with 38 field goals in 2013. He originally set the record with 36 field goals in 2008.

PATRIOTS HAVE BEST NFL RECORD SINCE 2003

The Patriots record of 138-38 (.784) since 2003 is the best in the NFL. Over that period, only four NFL teams have posted a winning percentage of .600 or better.

BEST RECORD SINCE 2003				
TEAM	W	L	T	PCT.
New England	138	38	0	.784
Indianapolis	123	53	0	.699
Pittsburgh	111	65	0	.631
Green Bay	106	69	1	.605
Baltimore	105	71	0	.597

2013 HONORS AND AWARDS

RB LeGARRETTE BLOUNT

- ★ AFC Offensive Player of the Week (Wk. 17 vs. Buffalo)

QB TOM BRADY

- ★ AFC Offensive Player of the Week (Wk. 12 vs. Denver)
- ★ Pro Bowl

WR JULIAN EDELMAN

- ★ USA Today All-Joe Team

K STEPHEN GOSTKOWSKI

- ★ AFC Special Teams Player of the Month (October)
- ★ Pro Bowl

DE CHANDLER JONES

- ★ AFC Defensive Player of the Month (November)

G LOGAN MANKINS

- ★ Pro Bowl
- ★ Associated Press All-Pro: Second Team
- ★ PFWA All-AFC Team

S DEVIN McCOURTY

- ★ Associated Press All-Pro: Second Team

DE ROB NINKOVICH

- ★ USA Today All-Joe Team

WR MATTHEW SLATER

- ★ Pro Bowl (special teams)
- ★ PFWA All-AFC Team

CB AQIB TALIB

- ★ Associated Press All-Pro: Second Team
- ★ Pro Bowl

PATRIOTS EXTEND STREAK TO 15 STRAIGHT WINS OVER AFC EAST FOES AT HOME

The Patriots won their 15th straight game at home against AFC East opposition with a 34-20 win vs. Buffalo on Dec. 29, 2013. The last time the Patriots lost a home game against an AFC East opponent was on Nov. 13, 2008, when the New York Jets left Gillette Stadium with a 34-31 overtime win. The Patriots are now 31-5 against the AFC East at Gillette Stadium.

MOST CONSECUTIVE HOME WINS AGAINST DIVISION OPPONENT SINCE 1970

TEAM	YEARS	STREAK
Green Bay	1994-98	18
Buffalo	1988-92	17
Dallas	1991-95	16
Miami	1971-75	16
New England	2009-present	15

PATRIOTS HAVE MOST WINS OVERALL AMONG ORIGINAL 8 AFL TEAMS

The Patriots have the most regular season wins among the original eight AFL teams.

OVERALL VICTORY TOTAL OF ORIGINAL AFL TEAMS (REGULAR AND POSTSEASON)

TEAM	W	L	T
New England Patriots	463	391	9
Oakland Raiders	459	393	11
Denver Broncos	452	396	10



PATRIOTS

2013 Team Notes

PATRIOTS FINISH WITH THREE RECEIVERS OVER 100 YARDS FOR THE FIRST TIME IN TEAM HISTORY VS. PITT IN 2013

The Patriots had three receivers with 120 or more receiving yards and a touchdown, as Rob Gronkowski (9-143-1), Aaron Dobson (5-130-2) and Danny Amendola (4-122-1) did so vs. Pittsburgh on Nov. 3, 2013. It is the third time in NFL history that a team has had three receivers top the 120 yard mark and score a touchdown in a game. The Dallas Cowboys achieved the feat in their 51-48 loss to the Denver Broncos on Oct. 6, 2013. In that game, the Cowboys' Terrence Williams (4-151-1), Dez Bryant (6-141-2) and Jason Witten (7-121-1) all had 120 or more yards and a touchdown. The only other time in NFL history that a team had such an accomplishment was the Houston Oilers on Nov. 19, 1961 against the New York Titans. In that game, the Oilers' Bill Groman (5-152-3), Charley Hennigan (8-123-1) and Billy Cannon (7-122-3) had 120 or more yards to go along with a touchdown as the Oilers beat New York 49-13.

FIVE OF THE SEVEN MEMBER 2013 DRAFT CLASS STARTED AT LEAST ONE GAME

Third-round draft pick DB Duron Harmon started at safety in place of the injured Steve Gregory at Carolina on Nov. 18. He joined LB Jamie Collins (second round), WR Aaron Dobson (second round), CB Logan Ryan (third round) and WR Josh Boyce (fourth round) as the fifth member of the seven-man draft class to earn a starting assignment.

PATRIOTS DID NOT COMMIT A PENALTY AT CINCINNATI AND AT HOUSTON

The Patriots played a penalty free game against Cincinnati on Oct. 6 and at Houston on Dec. 1. It is the fourth and fifth time in team history that the team did not commit a penalty in a game and the first time that the Patriots have done so twice in the same season.

PATRIOTS COMPLETE BIGGEST COMEBACK IN TEAM HISTORY

The Patriots came back from a 24-point deficit to defeat the Broncos 34-31 in overtime in a Sunday Night Football matchup on Nov. 24, 2013, marking the largest comeback win in team history. The Patriots trailed the Broncos 24-0 at halftime. New England's previous best comeback win was from 23 points down on Sept. 16, 1984, when the Patriots came back from a 23-0 deficit to win 38-23 vs. Seattle on Sept. 16, 1984. The Patriots came back from 22 points down to win at the New York Giants, 23-22, on Dec. 21, 1996. The Patriots have come from 21 points down to win four times, most recently on Jan. 1, 2012 against Buffalo.

TWO PLAYERS WITH 10 RECEPTIONS

Julian Edelman had 13 receptions and Danny Amendola had 10 receptions at Miami on Dec. 15, 2013. It is the fourth time in team history the Patriots had a game with two players that reached 10 receptions.

Games with at least two players with 10 receptions

Dec. 15, 2013 at Miami
Julian Edelman (13) and Danny Amendola (10)

Dec. 16, 2012 vs. San Francisco
Brandon Lloyd (10) and Aaron Hernandez (10)

Sept. 14, 2009 vs. Buffalo
Randy Moss (12) and Wes Welker (12)

Nov. 14, 1994 vs. Minnesota
Ben Coates (10), Leroy Thompson (11) and Michael Thompson (10)

TOP 10 OFFENSE IN 2013

The Patriots offense finished seventh in the NFL with 384.5 yards per game in 2013. The Patriots offense has finished in the top 10 for seven straight seasons. Since the 1970 merger, the Patriots offense has finished in the top 10 a total of 17 times, including eight times under Bill Belichick.

Year	Rank
2013	7 (384.5)
2012	1 (427.9)
2011	2 (428.0)
2010	8 (363.8)
2009	3 (397.3)
2008	5 (365.4)
2007	1 (411.3)

TOP OFFENSE

The Patriots have finished in the top-10 in offense for seven straight seasons (2007-13), second only to the eight straight by New Orleans (2006-13). The last team to finish in the top-10 for nine straight seasons was Indianapolis (1999-2007).

The NFL record for the most seasons finishing in the top-10 in offense since the merger in 1970 is the San Francisco 49ers with 15 (1982-96).

PATRIOTS NEAR THE TOP WITH 28 WINNING SEASONS SINCE THE NFL MERGER

The Patriots have 28 winning seasons since the 1970 merger.

MOST WINNING SEASONS SINCE THE 1970 MERGER

1. Pittsburgh	31
2. Dallas	29
3. Miami	29
4. New England	28
5. Minnesota	27
6. Denver	26
San Francisco	26

PATRIOTS REACH 6,000 TOTAL YARDS FOR FIFTH TIME IN TEAM HISTORY

The Patriots finished seventh in the NFL with 6,152 total yards in 2013. It is the fifth time in team history and third straight season that the Patriots reached 6,000 yards in a season.

Patriots Most Total Net Yards/Season

6,848 in 2011
6,846 in 2012
6,580 in 2007
6,357 in 2009
6,152 in 2013

CLOSING TIME - SCORING WAS GOOD IN THE FOURTH QUARTER IN 2014

The Patriots scored 178 fourth quarter points in 2013, the most in team history. The previous best was 161 fourth quarter points in 2012.

4th Quarter Points, Patriots History

Year	Total Points
2013	178
2012	161

PATRIOTS PERFECT AT HOME IN 2013

The Patriots finished with a perfect 8-0 regular-season record at Gillette Stadium for the sixth time in team history (2003, 2004, 2007, 2009, 2010 and 2013). Cincinnati and New Orleans were the only other teams in 2013 to finish undefeated at home.



2014

What To Watch For

BILL BELICHICK

WINNING SEASONS

Belichick (13 straight winning seasons) needs one more winning season to tie Curly Lambeau (14) for the second-most consecutive winning seasons all time, trailing only Tom Landry with 20.

MOVING ON UP


Belichick (218 career wins) needs 12 wins to move past Curly Lambeau (229) and move into fourth place on the NFL's all-time list.

POSTSEASON SUCCESS

Belichick (19 playoff wins) needs one more playoff win as a head coach to break a tie with Don Shula (19) and move into a first-place tie with Tom Landry (20) for most postseason wins as a head coach.

SUPER STATUS

Bill Belichick needs to reach one more Super Bowl as a head coach to tie Don Shula for the most conference title with six.



200 WINS

The 2014 season opener at Miami will be Bill Belichick's 305th regular-season contest as a head coach. Belichick looks

to become the fourth-fastest coach in NFL history to reach the 200 regular-season win plateau:

NUMBER OF GAMES TO 200 REG. SEASON WINS

282	Don Shula
288	George Halas
300	Curly Lambeau
319	Tom Landry
327	Marty Schottenheimer

TOM BRADY

CLIMBING THE LIST

Tom Brady (148 regular-season wins) needs one more win to move out of a third-place tie with John Elway (147) to stand alone in third place for most career wins as a starting quarterback.

TOUCHDOWN TOM

Brady enters 2014 in fifth place for most career touchdown passes with 359 and needs one more TD pass to become the fifth NFL player to ever reach 360 career touchdown passes.

300-YARD GAMES

Brady enters the 2014 season in fifth place all-time with 59 career 300-yard passing games. Brett Favre (62), Dan Marino (63), Drew Brees (78) and Peyton Manning (84) are the only quarterbacks in front of him.

30 TD PASSES

If Brady reaches 30 or more touchdowns passes in 2014, he will become just the fourth player in NFL history with at least 30 or more touchdown passes in five seasons.

4,000-YARD PASSING SEASON

If Brady reaches 4,000 passing yards in 2014, he will be just the third player in NFL history with at least seven 4,000-yard passing seasons.

50,000 CAREER PASSING YARDS

Brady (49,149) is 7th all-time in passing yards and needs 177 passing yards to move past Warren Moon (49,325) into sixth place all-time and needs 851 yards to become the sixth NFL player to reach 50,000 passing yards.

PLAYER OF THE WEEK

Brady (24) needs two more AFC Offensive Player of the Week honors to tie Peyton Manning (26) for the most player of the week honors in NFL history.

LEAGUE LEADER

Brady has led the league in touchdown passes three times in his career and can tie Drew Brees, Len Dawson, Brett Favre, Johnny Unitas and Steve Young (4) for the most seasons leading the league in touchdown passes



2014

What To Watch For

JULIAN EDELMAN

TOP-FLIGHT RETURNER

Edelman has returned 107 punts for 1,317 yards during his career. He is first in team history and tied for fourth in NFL history with a 12.3 average.

HIGHEST PUNT RETURN AVERAGE IN THE NFL (75 Returns)

Player	Punt Rt Avg.	Year
George McAfee (Chicago)	12.8 (112-1,431)	(1940-41, 45-50)
Jack Christiansen (Detroit)	12.8 (85-1,084)	(1951-58)
Claude Gibson (SD, OAK)	12.6 (110-1,381)	(1961-65)
Julian Edelman (NE)	12.3 (107-1,317)	(2009-present)
Devin Hester (CHI, ATL)	12.3 (264-3,241)	(2006-present)
Bill Dudley (PITT, DEN, WAS)	12.2 (124-1,515)	(1942-53)
Dexter McCuster (KC, TEN)	12.1 (79-959)	(2010-present)
Rick Upchurch (DEN)	12.1 (248-3,008)	(1975-83)

STEPHEN GOSTKOWSKI

NFL SCORING LEADER #1

Stephen Gostkowski has led the NFL in scoring in each of the last two seasons (2012-13). He can become just the fifth NFL player to lead the NFL in scoring in at least three consecutive seasons, joining Don Hutson (1940-44), and Gino Cappelletti (1963-66), Pat Harder (1947-49) and Paul Hornung (1959-61).

NFL SCORING LEADER #2

If Stephen Gostkowski leads the NFL in scoring in 2014, he will join Don Hutson (5) and Gino Cappelletti (5) as the only NFL players to lead the NFL in scoring in at least four seasons.

KICKING INTO THE RECORD BOOKS

Gostkowski (1,023) needs 136 points to become the Patriots all-time leader and move past Adam Vinatieri (1,158). He needs 108 points to pass Gino Cappelletti (1,130) for second all-time.

ROB GRONKOWSKI

TOP-10 IN POINTS SCORED

Gronkowski (258 points scored) needs 19 points to move into the top-10 in points scored in Patriots history.

ALL-TIME TDS

Gronkowski (43 touchdowns) is seventh all-time in Patriots touchdowns and needs four more TDs to move past Jim Nance into fifth place all-time in team history.

RECEPTIONS

STREAK

50

Gronkowski enters 2014 with a streak of 50 consecutive regular-season games with a reception.

LONGEST CURRENT STREAKS OF CONSECUTIVE GAMES WITH A RECEPTION BY TIGHT ENDS

211 Tony Gonzalez (Kansas City and Atlanta)

88 Owen Daniels (Houston)

87 Jason Witten (Dallas)

81 Heath Miller (Pittsburgh)

50 Rob Gronkowski

JEROD MAYO

LEADING TACKLER

Jerod Mayo is currently tied with Vincent Brown at five years leading the team in tackles. He needs one more 100-tackle season to tie Fred Marion (6) for the all-time lead.

TEAM

SEEKING A SIXTH

The Patriots have won five straight AFC East titles. If they win the division for the sixth straight season in 2014, they will join the Los Angeles Rams (7-1973-79), Pittsburgh Steelers (6-1974-79) and the Minnesota Vikings (6-1973-78) as the only teams since the merger with at least six straight division titles.

MOST CONSECUTIVE DIVISION TITLES

Team	Division	Titles	Years
Los Angeles Rams	NFC West	7	1973-79
Pittsburgh Steelers	AFC Central	6	1974-79
Minnesota Vikings	NFC Central	6	1973-78
Dallas Cowboys	NFL Capitol/NFC East	6	1966-71
Cleveland Browns	American/Eastern Conf.	6	1950-55
New England Patriots	AFC East	5	2009-13
New England Patriots	AFC East	5	2003-07
Indianapolis Colts	AFC South	5	2003-07
Dallas Cowboys	NFC East	5	1992-96
San Francisco 49ers	NFC West	5	1986-90
Chicago Bears	NFC Central	5	1984-88
Oakland Raiders	AFC West	5	1972-76

HELLO BYE

The Patriots have earned an NFL-record nine first round byes since the 12-team playoff format was instituted in 1990. The Patriots will attempt to add to that record with in 2014.

2014 NOTES



PATRIOTS

Sustaining Success

PATRIOTS ARE MOST FREQUENT SUPER BOWL TEAM OVER LAST 30 YEARS

The Patriots have won seven conference championships since the 1985 season and have more conference titles than any other team over the last 30 years (since 1983). Additionally, the Patriots' six conference titles over the last 25 years are two more than the next closest team and New England's six conference championships in the last 20 years are also more than any other team. New England also has more conference titles over the last 15 years (5) than any other team and trails only Pittsburgh (3) for the most conference titles over the last 10 years (2) of any NFL team.

Most Conference Championships in Last 7 Years (2007-2013)

New England	2
Pittsburgh	2
N.Y. Giants	2
8 Other Teams	1

Most Conference Championships in Last 10 Years (2004-2013)

Pittsburgh	3
New England	2
Indianapolis	2
N.Y. Giants	2
Seattle	2
8 Other Teams	1

Most Conference Championships in Last 15 Years (1999-2013)

New England	5
Pittsburgh	3
N.Y. Giants	3
Seattle	2
Indianapolis	2
St. Louis Rams	2
Baltimore	2

Most Conference Championships in Last 20 Years (1994-2013)

New England	6
Pittsburgh	4
Green Bay	3
N.Y. Giants	3
5 Other Teams	2

Most Conference Championships in Last 25 Years (1989-2013)

New England	6
Buffalo	4
N.Y. Giants	4
Pittsburgh	4
San Francisco	4
Dallas	3
Green Bay	3

Most Conference Championships in Last 30 Years (1984-2013)

New England	7
Denver	6
N.Y. Giants	5
San Francisco	5
Buffalo	4
Pittsburgh	4
Dallas	3
Green Bay	3

WHAT HAVE YOU DONE FOR ME LATELY?

Since the 2010 season, the Patriots have maintained their spot atop the NFL in terms of regular season winning percentage and regular season points scored. Since the beginning of the 2010 season, the Patriots have the NFL's highest winning percentage and have scored the most points in the NFL. The Patriots also have the NFL's highest winning percentage since 2011 and have scored the most points since 2011.

HIGHEST WINNING PERCENTAGE SINCE 2010

TEAM	W	L	T	PCT.	PF	PA
New England	51	13	0	.797	2032	1324
Green Bay	44	19	1	.695	1798	1363
San Francisco	42	21	1	.664	1488	1120
Baltimore	42	22	0	.656	1453	1232
New Orleans	42	22	0	.656	1806	1404
Atlanta	40	24	0	.625	1588	1380
Pittsburgh	40	24	0	.625	1415	1143
Seattle	38	26	0	.594	1460	1198
Denver	38	26	0	.594	1740	1549

HIGHEST WINNING PERCENTAGE SINCE 2011

TEAM	W	L	T	PCT.	PF	PA
New England	37	11	0	.771	1514	1011
San Francisco	36	11	1	.760	1183	774
Green Bay	34	13	1	.719	1410	1123
Denver	34	14	0	.708	1396	1078
New Orleans	31	17	0	.646	1422	1097
Seattle	31	17	0	.646	1150	791
Baltimore	30	18	0	.625	1096	962
Cincinnati	30	18	0	.625	1165	948

HIGHEST WINNING PERCENTAGE SINCE 2012

TEAM	W	L	T	PCT.	PF	PA
Denver	26	6	0	.813	1087	688
New England	24	8	0	.750	1001	669
Seattle	24	8	0	.750	829	476
San Francisco	23	8	1	.734	803	545
Indianapolis	22	10	0	.688	748	723
Cincinnati	21	11	0	.656	821	625
Green Bay	19	12	1	.609	850	764
Carolina	19	13	0	.594	723	604
New Orleans	18	14	0	.563	875	758

MOST POINTS SCORED SINCE 2010

Team	Points
New England	2032
New Orleans	1806
Green Bay	1798
Denver	1740
Detroit	1603
San Diego	1593
Atlanta	1588
Dallas	1578

MOST POINTS SCORED SINCE 2011

Team	Points
New England	1514
New Orleans	1422
Green Bay	1410
Denver	1396
Detroit	1241
Dallas	1184
San Francisco	1183
Atlanta	1174
Chicago	1173

MOST POINTS SCORED SINCE 2012

Team	Points
Denver	1087
New England	1001
New Orleans	875
Green Bay	850
Seattle	829
Cincinnati	821
Chicago	820
Dallas	815
San Francisco	803



INSIDE

The Numbers

BY THE NUMBERS

.0096

The Patriots were losing 24-0 at halftime vs. Denver before rallying for a 34-31 overtime win in 2013. Teams are 6-617 in games trailing by at least 24 at halftime for a winning percentage of .0096.

0

The Patriots defense held Saints TE Jimmy Graham without a catch in Week 6. Graham entered the game averaging 118.6 yards per game.

1:56

Stephen Gostkowski has two game-winning field goals in overtime, [vs. Denver (11/14/13) and vs. Baltimore, (10/17/10)], with both coming with 1:56 remaining in overtime.

2

Rookie free agent WR Kenbrell Thompkins caught two touchdown passes vs. Tampa Bay (9/22/13) to become the first rookie free agent to catch two touchdown passes in a game since Blair White of Indianapolis in 2010.

2

Stephen Gostkowski kicked two 53-yard field goals in the win at Houston on Dec. 1. He is the only Patriots player to kick two 50-yard field goals in the same game. He also had two 50-yard field goals vs. Arizona on Sept. 16, 2012.

2

Stephen Gostkowski executed a successful onside kick in a victory vs. Cleveland (12/8/13) for only the second time in team history. The first came when Jim Lee Hunt recovered a Gino Cappelletti kick at the end of the first half in a 26-10 win vs. the NY Jets (9/27/64.)

3

The Patriots own the top three totals in NFL history for most ball control plays from scrimmage with 1,199 in 1994, 1,191 in 2012 and 1,187 in 1995.

4

Julian Edelman (13) and Danny Amendola (10) each had 10 or more receptions at Miami on Dec. 15, 2013. It is the fourth time in team history that the Patriots had at least two players finish with at least 10 receptions in the same game.

8

Tim Wright is one of just eight NFL tight ends to reach 50 receptions in their rookie season after he registered 54 receptions as a rookie in Tampa Bay in 2013.

11

Rookie Logan Ryan returned his first career interception 79 yards for a touchdown at the NY Jets (10/20) to become the 11th Patriots player to return his first career pick for a touchdown.

13

The Patriots have compiled a winning record in 13 consecutive seasons and are the third team in NFL history to have 13 straight winning seasons since the 1970 merger.

15

The number of consecutive home wins against AFC East opponents after a 34-20 win vs. Buffalo (12/29/13).

24

Stephen Gostkowski has kicked 24 straight fourth-quarter field goals entering 2014.

24

The Patriots came back from a 24-point deficit to defeat Denver 34-31 on Nov. 24, 2013, the largest comeback win in team history.

37-1

Since 2000, the Patriots are 37-1 when a Patriots player eclipses 100 yards rushing. The only loss during the Bill Belichick era was on Dec. 20, 2004 in a 29-28 Miami win. Since then, the Patriots are 24-0 with a 100-yard rusher.

109

Darrell Revis leads the NFL with 109 passes defended since entering the league in 2007.

RANK	PLAYER	PD
1	Darrelle Revis	109
2	Deangelo Hall	105
3	Asante Samuel	103
5t	Jonathan Joseph	97
5t	Dominique Rodgers-Cromartie	97

TOM BRADY BY THE NUMBERS

5

Brady is tied with John Elway as the only quarterback to lead his team to five conference titles. Brady needs to play in one more Super Bowl to match DL Mike Lodish for the most Super Bowls played. Lodish played in six (four with Buffalo and two with Denver).

TOM BRADY BY THE NUMBERS (continued)

8

Brady tied an NFL record with his eighth start in a Conference Championship Game in 2013, joining Charlie Waters and Jack Reynolds.

11

The number of division championships by Tom Brady, the most division titles ever by a quarterback. Peyton Manning is second with 10.

14

The longest streak of consecutive pass completions by Brady in a regular season game (Dec. 27, 2009 vs. Jacksonville).

14

Brady set a Super Bowl record with 16 straight pass completions in Super Bowl XLVI vs. the New York Giants.

41

The number of times Brady has led his team to victory following a fourth-quarter deficit or tie, including five times in 2013 when he led the team to a win at Buffalo, vs. New Orleans, vs. Denver, at Houston and vs. Cleveland.

86.5

Brady is 45-7 in his career in December and has the best win percentage in December for any quarterback since the merger in 1970.

94.7

The percent of quarterback keepers converted by Brady (90 of 95) for first downs (67-of-69 on third-and-2 or less and 23 of 26 on fourth-and-2 or less).

6,424

Tom Brady is second in NFL history with 6,424 passing yards in the postseason, behind just Peyton Manning (6,589).

THE KRAFT ERA

3

The number of Super Bowl championships the Patriots have won since Robert Kraft purchased the team in 1994. That mark is the highest total in the NFL over that span.

6

The number of conference championships the Patriots have won since Robert Kraft purchased the team in 1994. That mark is the highest total in the NFL over that span. Pittsburgh is second with four conference titles since 1994.

13

The number of division championships won by the Patriots since Kraft purchased the team in 1994.

15

The number of playoff seasons earned by the Patriots in the 20 seasons since Robert Kraft purchased the team.

33

The number of playoff games the Patriots have appeared in since 1994, the most in the NFL. Green Bay has the second most with 29.

218

The number of consecutive home games that have been sold out, including all playoff and preseason games dating back to the 1994 season opener.

238

The number of games the Patriots have won since Robert Kraft purchased the franchise in 1994. Prior to Kraft's ownership, the team had won 225 total games in its entire history from 1960-93.

THE BELICHICK ERA

1

Bill Belichick needs one more regular season win to become the sixth NFL head coach to win 200 regular-season games.

4

Bill Belichick is the first coach to lead his team to four 500-point seasons (2007, 2010, 2011, 2012).

5

Bill Belichick is fifth all-time in wins with 218. Curly Lambeau is fourth with 229 career wins.

8

Belichick has been a part of eight Super Bowls overall, including five as a head coach and three as an assistant coach.

11

The number of 11-win seasons by Bill Belichick, second to Don Shula's 13.



BILL BELICHICK

NEWS & NOTES



20TH SEASON AS HEAD COACH • 40TH NFL SEASON

Overall Record: 218-114 (.657) • **Regular Season:** 199-105 (.655) • **Postseason:** 19-9 (.679)

With Patriots overall (2000-13): 181-69 (.724)

Super Bowl Titles: 5 (86, 90, 01, 03, 04) • **Conf. Titles:** 8 (86, 90, 96, 01, 03, 04, 07, 11)

Division Titles: 18 (75, 78, 86, 89, 90, 96, 98, 01, 03, 04, 05, 06, 07, 09, 10, 11, 12, 13)

Bill Belichick is the only head coach in NFL history to win three Super Bowl titles in a four-year span. He has won more regular season games (123) and more games overall (136) during a 10-year stretch (2002-2011) than any other coach in NFL history. In the 2007 season, Belichick led the Patriots to the fourth undefeated and untied regular season in NFL history and the first since the NFL established a 16-game schedule in 1978.

AMONG THE GREATS

Bill Belichick has recorded 218 career wins, which is 5th all-time in NFL history. Belichick owns a career winning percentage of .657, which is third all-time, behind George Halas (.682) and Don Shula (.667).

TOP WINNING PERCENTAGE AMONG HEAD COACHES WITH AT LEAST 160 WINS (INCL. POSTSEASON)

HEAD COACH	TEAM(S)	YEARS	W	L	T	PCT.
George Halas	CHI	1920-29,33-41,46-55,58-67	324	151	31	.682
Don Shula	BAL/MIA	1963-95	347	173	6	.667
BILL BELICHICK	CLE/NE	1991-95,00-13	218	114	0	.657
Curly Lambeau	GB/CHI/WAS	1921-53	229	134	22	.630

NOTE: Winning percentage calculated using current NFL rules, counting a tie as a half-win, half-loss.

MOVING ON UP

Bill Belichick won his 201st career game last season (10/13 vs. New Orleans) to move past Hall of Famer Chuck Noll into fifth place on the NFL wins list

MOST WINS NFL COACHES

HEAD COACH	TEAM(S)	YEARS	W	L	T
Don Shula	BAL/MIA	1963-95	347	173	6
George Halas	CHI	1920-29, 33-41, 46-55, 58-67	324	151	31
Tom Landry	DAL	1960-88	270	178	6
Curly Lambeau	GB/CHI/WAS	1921-53	229	134	22
BILL BELICHICK	CLE/NE	1991-95,00-13	218	114	0

NOTE: Winning percentage calculated using current NFL rules, counting a tie as a half-win, half-loss.

BELICHICK EXTENDED STREAK TO 13TH STRAIGHT WINNING RECORD

Bill Belichick has led the Patriots to a winning record for 13 consecutive seasons (2001-2013). The only other NFL coach to have at least 10 consecutive winning seasons with one team since the 1970 merger was Tom Landry, who led the Dallas Cowboys to 16 consecutive winning seasons (1970-1985).

13 STRAIGHT WINNING SEASONS THIRD ALL TIME

Bill Belichick has now led the Patriots to 13 straight winning seasons (2001-2013). Belichick's 13 straight winning seasons are third all-time, behind 20 by Landry (1966-85) and 14 by Curly Lambeau with Green Bay (1934-47).

MOST CONSECUTIVE SEASONS WITH A WINNING RECORD

HEAD COACH	TEAM	YEARS
Tom Landry	Dallas	20 - 1966-1985
Curly Lambeau	Green Bay	14 - 1934-1947
BILL BELICHICK	NEW ENGLAND	13 - 2001-2013
Curly Lambeau	Green Bay	12 - 1921-1932
George Halas	Chicago	10 - 1933-1942
John Madden	Oakland	10 - 1969-1978

BELICHICK ADDED TO HIS RECORD 11 STRAIGHT SEASONS OF 10 WINS

Bill Belichick has coached the Patriots to 11 straight seasons with 10 or more wins after reaching his 10th win of the 2013 season vs. Cleveland on Dec. 8, adding to his NFL record streak. In 2011, Belichick became the first coach in NFL history with nine straight seasons with at least 10 victories. George Seifert has the second most consecutive 10-win seasons with eight from 1989-1996 for San Francisco.

WHAT TO

WATCH FOR

199

Bill Belichick (199) needs one more regular-season win to become just the sixth NFL head coach with at least 200 career wins in the regular season, joining Don Shula (328), George Halas (318), Tom Landry (250), Curly Lambeau (226) and Marty Schottenheimer (200).



BILL BELICHICK

NEWS & NOTES

PEYTON MANNING ON BILL BELICHICK

Peyton Manning on Bill Belichick

"Coach Belichick is the best coach that I've ever competed against. "I think it's safe to say he'll go down as the greatest NFL coach of all-time. His teams are always well-coached, always well-disciplined, and you know it's going to be a 60-minute fight. To me, that speaks to his coaching."

ELITE COMPANY

Bill Belichick is one of nine NFL head coaches to win three or more championships since the league began postseason play in 1933, but the only one to win three in four years. Belichick joined an exclusive club in which each of the eight other members has been enshrined in the Pro Football Hall of Fame.

HEAD COACHES WITH THREE OR MORE NFL TITLES (Listed alphabetically)

HEAD COACH	CHAMPIONSHIP TEAM(S)
Bill Belichick	Patriots (SB XXXVI, XXXVIII, XXXIX)
Paul Brown	Cleveland Browns (1950, 54, 55)
Weeb Ewbank	Baltimore Colts, N.Y. Jets (1958, 59, SB III)
Joe Gibbs	Washington Redskins (SB XVII, XXII, XXVI)
George Halas	Chicago Bears (1921, 33, 40, 41, 46, 63)
Curly Lambeau	Green Bay Packers (1929, 30, 31, 36, 39, 44)
Vince Lombardi	Green Bay Packers (1961, 62, 65, SB I, II)
Chuck Noll	Pittsburgh Steelers (SB IX, X, XIII, XIV)
Bill Walsh	San Francisco 49ers (SB XVI, XIX, XXIII)

BELICHICK'S PATRIOTS RENAISSANCE

Once head coach Bill Belichick implemented his coaching design on the Patriots, his approach has given him the best record of any NFL head coach who has coached over 40 games since 2001 (including the postseason).

NFL COACHES' RECORDS SINCE 2001

COACH	TEAM	W	L	T	PCT.
Bill Belichick	New England	176	58	0	.752
Jim Harbaugh	San Francisco	41	14	1	.741
Tony Dungy	Tampa Bay/Indianapolis	101	41	0	.711
Bill Cowher	Pittsburgh	70	35	1	.665
Sean Payton	New Orleans	79	43	0	.653
John Harbaugh	Baltimore	71	38	0	.651
Mike McCarthy	Green Bay	88	50	1	.637
Mike Tomlin	Pittsburgh	76	44	0	.633

BELICHICK IS ONE OF THREE NFL COACHES WITH 100 MORE WINS THAN LOSSES

Bill Belichick has an overall record of 218-114. He joins Don Shula and George Halas as the only coaches with 100 more wins than losses.

MOST WINS NFL COACHES

HEAD COACH	TEAM(S)	RECORD
Don Shula	BAL, MIA	347-173-6
George Halas	Chicago	324-151-31
Bill Belichick	CLE, NE	218-114-0

BELICHICK FIRST HEAD COACH IN NFL HISTORY TO LEAD A TEAM TO THREE STRAIGHT 500-POINT SEASONS

Bill Belichick is the first head coach in NFL history to lead a team to three straight 500-point seasons (2010-2012). The Patriots are the first franchise in NFL history to score 500 or more points in four seasons (2007-589, 2010-518, 2011-513 and 2012-557). St. Louis is the only other team to have done it three times (1999-526, 2000-540, 2001-503).

SUPER SUCCESS

Bill Belichick is one of just four head coaches to win three Super Bowl championships. Belichick is the only coach to win three Super Bowls in the post-1993 salary cap era.

MOST SUPER BOWL VICTORIES

HEAD COACH	TEAM	TITLES	SEASONS
Chuck Noll	Pittsburgh	4	1974, 1975, 1978, 1979
Bill Belichick	New England	3	2001, 2003, 2004
Joe Gibbs	Washington	3	1982, 1987, 1991
Bill Walsh	San Francisco	3	1981, 1984, 1988

NOTE: Sorted by most recent championship. Super Bowls have determined NFL champion since 1966.

PLAYOFF SUCCESS

MOST PLAYOFF WINS BY AN NFL HEAD COACH

HEAD COACH	TEAM(S)	WINS
Tom Landry	Dallas Cowboys	20
Bill Belichick	Cleveland Browns, NE Patriots	19
Don Shula	Baltimore Colts, Miami Dolphins	19
Joe Gibbs	Washington Redskins	17
Chuck Noll	Pittsburgh Steelers	16



BILL BELICHICK

NEWS & NOTES

POSTSEASON PROWESS

BEST POSTSEASON RECORDS IN NFL HISTORY (minimum of 10 games)

COACH	TEAM(S)	W	L	PCT.
Vince Lombardi	GB/WAS	9	1	.900
Tom Flores	Oakland	8	3	.727
Bill Walsh	San Francisco	10	4	.714
Joe Gibbs	Washington	17	7	.708
Jimmy Johnson	DAL/MIA	9	4	.692
John Harbaugh	Baltimore	9	4	.692
Bill Belichick	CLE/NE	19	9	.678

MOST POSTSEASON GAMES AS A HEAD COACH

HEAD COACH	GAMES
Tom Landry (Dallas)	36
Don Shula (Baltimore/Miami)	36
Bill Belichick (Cleveland/New England)	28

BELICHICK NAMED COACH OF THE YEAR 3 TIMES

The Associated Press named Bill Belichick the NFL's Coach of the Year in 2010. It was the third time that Belichick earned the honor. He was also named Coach of the Year following the 2003 and 2007 seasons. Belichick joins Don Shula (4-time winner) and Chuck Knox as the only three-time winners.

BELICHICK LEADS PATRIOTS TO 11 WINS IN 2013

The win over Baltimore on Dec. 22 was the 11th win of the season for the Patriots in 2013. Bill Belichick now has eleven 11-win seasons, including 10 with the Patriots. He moved out of a tie with Tom Landry for sole possession of second place, behind Don Shula, who had 13 11-win seasons.

NFL HEAD COACHES WITH THE MOST 11-WIN SEASONS

Don Shula	13
Bill Belichick	11
Tom Landry	10

DIVISION TIES TITLES RECORD

Belichick guided the Patriots to the AFC East Title in 2013. It is the 11th division title of his career, tying him with Don Shula for the most division titles since the 1970 NFL merger.

BELICHICK FIRST WITH 14 WINS IN 4 SEASONS

Bill Belichick guided the Patriots to an NFL-best 14-2 record in 2010. Belichick is the first head coach ever to win at least 14 regular-season games in four separate seasons. Only four other coaches — San Francisco's George Seifert (3), Washington's Joe Gibbs (2), Chicago's Mike Ditka (2) and Miami's Don Shula (2) — have more than one 14-win season.

BELICHICK HAS BEEN A PART OF EIGHT SUPER BOWLS DURING HIS CAREER

Belichick has been a part of eight Super Bowls during his coaching career, the most in NFL history.

MOST SUPER BOWL APPEARANCES AS A HEAD COACH OR ASSISTANT

HEAD COACH	SUPER BOWLS
Bill Belichick	8 (five as a head coach)
Dan Reeves	7 (four as a head coach)
Don Shula	6 (six as head coach)
Tom Landry	5 (five as a head coach)
Chuck Noll	5 (four as a head coach)
Marv Levy	5 (four as a head coach)

BELICHICK IS GOOD IN DECEMBER

Bill Belichick is 51-9 (.850) in December with New England, the best record in December among head coaches with one team in NFL history (min. 25 games). George Seifert is second (27-6, .818).

EIGHT CONFERENCE CHAMPIONSHIP GAMES AS HEAD COACH ARE SECOND

Bill Belichick reached his eighth conference championship game as a head coach, second to the 10 by Tom Landry.


Head Coach	Conference Championships
Tom Landry	10
Bill Belichick	8
Don Shula	7
Chuck Noll	7
John Madden	6
Bill Cowher	6





TOM BRADY

NEWS & NOTES



CAREER NOTES

Tom Brady has quarterbacked the Patriots to victories in 148 of his 191 career regular season starts, compiling a .775 winning percentage and giving him the best record of any quarterback in the Super Bowl era (since 1966). Brady reached 125 career wins in the fewest starts among quarterbacks in NFL history.

RECORDING SUCCESS

TOP WINNING PERCENTAGES IN SUPER BOWL ERA

(Since 1966, Minimum 50 Starts, Regular Season Only)

PLAYER	TEAM(S)	YEARS	W	L	T	PCT.
TOM BRADY	NE	2000-13	148	43	0	.775
Roger Staubach	DAL	1969-79	85	29	0	.746
Joe Montana	SF/KC	1979-94	117	47	0	.713

ACTIVE QUARTERBACKS WINNING PERCENTAGE

Minimum 32 Starts (two full seasons), Regular Season Only

QUARTERBACK	TEAM(S)	W	L	T	PCT.
TOM BRADY	NE	148	43	0	.775
Peyton Manning	IND/DEN	167	73	0	.696
Ben Roethlisberger	PIT	95	47	0	.669
Aaron Rodgers	GB	58	29	0	.667
Joe Flacco	BAL	62	34	0	.646
Matt Ryan	ATL	60	34	0	.638
Philip Rivers	SD	79	49	0	.617

BRADY PLAYS IN EIGHTH AFC CHAMPIONSHIP GAME

The Patriots secured their eighth conference championship appearance in the Tom Brady - Bill Belichick era (since 2001 with Brady starting at QB). By omitting the season Brady missed due to injury in 2008, the Patriots have made eight title games in 12 seasons with Brady as the starter.

FOUR 30 TD SEASONS

Tom Brady finished with 34 passing touchdowns for his third straight 30-touchdown season in 2012. Brady has four 30-touchdown seasons overall after throwing for an NFL-leading 36 in 2010, 39 in 2011 and a then NFL-record 50 in 2007. The only other Patriots quarterback to have a 30-touchdown season was Vito "Babe" Parilli in 1964 when he led the AFL with 31. Brady is the fifth quarterback in NFL history to have 30 or more touchdown passes in at least four seasons and the fifth quarterback in NFL history with three or more straight seasons with 30 or more touchdowns.

MOST SEASONS WITH 30-PLUS TOUCHDOWN PASSES

Brett Favre	9
Peyton Manning	8
Drew Brees	6
TOM BRADY	4
Dan Marino	4
Aaron Rodgers	3
Kurt Warner	3
Tony Romo	3
Philip Rivers	3

THREE OR MORE STRAIGHT 30 TOUCHDOWN SEASONS

Drew Brees	6 (2008-2013)
Brett Favre	5 (1994-98)
Peyton Manning	4 (2009-10, 12-13)
TOM BRADY	3 (2010-2012)
Dan Marino	3 (1984-86)

QBS TO AVG. 300-YARDS PER GAME IN 3 SEASONS

Brady averaged 301.7 yards per game in 2012. Brady (300.4 in 2007 and 327.2 in 2011) and joins Drew Brees as the first NFL players to average 300 yards per game in at least three seasons.

MOST SEASONS AVERAGING 300 OR MORE YARDS PER GAME

- 4 Drew Brees (2013, 2012, 2011, 2008) • **3 TOM BRADY (2012, 2011, 2007)**
- 2 Dan Fouts (1982, 1981)

BRADY ONE OF FIVE

Brady became just the fifth NFL quarterback to reach 140 wins after leading the Patriots to a 30-23 win at Atlanta on Sept. 29, 2013.

MOST CAREER WINS AS A STARTER

(Regular season only) *Italics Indicates active players*

RK	NAME	W	L	T	PCT.
1.	Brett Favre	186	112	0	.624
2.	<i>Peyton Manning</i>	167	73	0	.696
3.	TOM BRADY	148	43	0	.775
3.	John Elway	148	82	1	.643
4.	Dan Marino	147	93	0	.613
6.	Fran Tarkenton	124	109	6	.531
7.	Johnny Unitas	119	64	4	.647
8.	Joe Montana	117	47	0	.713
9.	<i>Drew Brees</i>	110	75	0	.595
10.	Terry Bradshaw	107	51	0	.677
11.	Warren Moon	102	101	0	.510

Brady is one of five NFL quarterbacks to average 250 or more yards per game.

NFL RECORD FOR MOST PASSING YARDS PER GAME

PLAYER	TEAM	YARDS/GAME
Drew Brees	SD/NO	274.6
Peyton Manning	IND/DEN	270.7
Kurt Warner	STL/ARI	260.8
TOM BRADY	PATRIOTS	254.7
Dan Marino	Miami	253.6



TOM BRADY

NEWS & NOTES

BRADY ONE OF FOUR WITH 35 TDS IN THREE SEASONS

Brady is one of four NFL players to have at least 35 touchdown passes in three different seasons.

QBS WITH THE MOST 35+ PASSING TOUCHDOWNS IN NFL HISTORY

PLAYER	35+ TD SEASONS
Tom Brady	3 (50 in 2007, 36 in 2010 and 39 in 2011)
Brett Favre	3 (38 in 1995, 39 in 1996 and 35 in 1997)
Peyton Manning	3 (49 in 2004, 37 in 2012 and 51 in 2013)
Drew Brees	3 (46 in 2011, 43 in 2012 and 35 in 2013)

BRADY REACHES 3,000 PASSING YARDS FOR 11TH TIME

Brady (4,343) reached 3,000 passing yards for the 11th time in his career in 2013 to become one of just six players with at least 11 3,000-yard seasons.

NFL RECORD FOR MOST 3,000-YARD SEASONS

18	Brett Favre
15	Peyton Manning
13	Dan Marino
12	John Elway
11	Tom Brady
11	Drew Brees

BRADY HAS SIXTH 4,000-YARD SEASON

Brady finished the 2013 season with 4,343 passing yards, marking the sixth time in his career that he has reached 4,000 passing yards. He joined Dan Marino (6), Brett Favre (6), Drew Brees (8) and Peyton Manning (13) as the only players to have at least six seasons with 4,000 passing yards.

ALL-TIME 4,000 YARD PASSING SEASONS

13	Peyton Manning
8	Drew Brees
6	Tom Brady
6	Dan Marino
6	Brett Favre
5	Philip Rivers
4	Warren Moon
4	Tony Romo
4	Aaron Rodgers

BRADY HAS 19 CAREER 4-TD GAMES

Brady has thrown four or more touchdowns in a game 19 times with 15 four-touchdown games, two five-touchdown games and two six-touchdown games.

MOST GAMES WITH 4+ TOUCHDOWN PASSES

PLAYER	4+ TD GAMES
1. Peyton Manning	31
2. Drew Brees	25
3. Brett Favre	23
4. Dan Marino	21
5. Tom Brady	19
6. Johnny Unitas	17

MOST GAMES WITH 4+ TDS AND NO INTERCEPTIONS

PLAYER	GAMES
1. Drew Brees	17
2. Peyton Manning	16
3. Tom Brady	15
4. Brett Favre	12

BRADY IS ONE OF FIVE PLAYERS WITH AT LEAST TWO GAMES OF 6 TDS OR MORE

Brady has thrown six touchdowns in a game two times and is one of five NFL players to have thrown at least six touchdowns in a game two times. Brady threw six touchdowns at Miami (10/21/07) and vs. Tennessee (10/18/09).

NFL PLAYERS WITH AT LEAST TWO 6+TD GAMES

PLAYER	6+ TD GAMES
Peyton Manning	3 (2 6 TD games and 1 7 TD Game)
George Blanda	2 games with 7 touchdowns
Y.A. Tittle	2 (1 game with 7 and 1 with 6 TDs)
Tom Brady	2 games with 6 touchdowns
Charley Johnson	2 games with 6 touchdowns

WHAT TO

WATCH FOR

50K

Tom Brady (49,149) needs 851 passing yards to become just the sixth quarterback in NFL history to surpass 50,000 yards passing in his career.

FRANCHISE LEADING PASSER

PATRIOTS ALL-TIME LEADING PASSERS

PLAYER	YEARS	ATT	COMP	YARDS
Tom Brady	2000-13	6,586	4,178	49,149
Drew Bledsoe	1993-01	4,518	2,544	29,657
Steve Grogan	1975-90	3,593	1,879	26,886

MOST CAREER TOUCHDOWN PASSES

Brady is one of five NFL players with at least 350 career touchdowns.

MOST CAREER TOUCHDOWN PASSES

(regular season only) Bold indicates active players

RANK	NAME	TOUCHDOWNS
1.	Brett Favre	508
2.	Peyton Manning	491
3.	Dan Marino	420
4.	Drew Brees	363
5.	Tom Brady	359
6.	Fran Tarkenton	342
7.	John Elway	300
8.	Warren Moon	291
9.	Johnny Unitas	290
10.	Vinny Testaverde	275

PEYTON MANNING ON TOM BRADY

Peyton Manning on Tom Brady

"I think the one thing that jumps out about Tom is just his consistency. I feel like he's been a better player each year than he was the year before, and that, to me speaks to his work ethic in the offseason, his refusal to be complacent or satisfied. He always feels like he can step his game up one level higher, which in some of the seasons he's had you say, 'How can you get better than that?' But I think he has done that."



TOM BRADY

NEWS & NOTES

BRADY GOES OVER 300 YARDS FOR THE 59TH TIME IN HIS CAREER

Brady had his 59th NFL game with 300 or more yards passing at Miami on Dec. 15, 2013 and ranks third among active NFL quarterbacks, behind NFL-leader Peyton Manning (84) and Drew Brees (78). The Patriots are 48-11 when Brady throws for 300 or more yards.

NFL QUARTERBACK 300-YARD GAMES (* ACTIVE)

PLAYER 300-YARD GAMES

Peyton Manning*	84
Drew Brees*	78
Dan Marino	63
Brett Favre	62
Tom Brady*	59
Kurt Warner	52
Dan Fouts	51
Warren Moon	49
Tony Romo*	44

Brady had a career-best 11 300-yard games in the 2011 season, which is tied for third in NFL history. The NFL record for most 300-yard games in a season was set by Drew Brees in 2011 with 13. Peyton Manning is second with 12 in 2013.

TOM BRADY'S RECORD AS A STARTER

	REG. SEASON	PLAYOFFS	TOTAL
Overall	148-43	18-8	166-51
Home:	83-13	12-3	95-16
Road:	65-30	6-5*	71-35

By Yardage Total

Less than 200:	33-14	4-1	37-15
200-299:	67-18	10-5	77-23
300 or more:	48-11	4-2	52-13

Other Records

On Artificial Turf:	85-13	8-5	93-18
Temp Below 40:	32-4	10-2	42-6
Thanksgiving or later:	58-11	18-8	76-19
Leading at Halftime:	112-13	13-4	125-17
Leading after 3 Qtrs:	121-8	12-3	133-11
Overtime:	9-2	1-0	10-2
Passer rating >100.0:	83-5	8-0	91-5

*Includes five Super Bowls at neutral sites

TOP QB HOME STARTING RECORDS (MIN. 50 STARTS) SINCE 1970 MERGER (INCLUDES POSTSEASON)

PLAYER	TEAM(S)	W	L	T	PCT.
Tom Brady	NE	95	16	0	.856
Terry Bradshaw	PIT	75	14	0	.843
John Elway	DEN	104	25	0	.806

BRADY HAS 35 GAME-WINNING DRIVES IN THE FOURTH QUARTER

Brady has 35 game-winning drives in the fourth quarter or overtime in the regular season.

MOST GAME WINNING DRIVES IN THE FOURTH QUARTER OR OVERTIME (Regular Season)

PLAYER	TEAMS	4TH QTR GAME-WINNING DRIVES
1. Peyton Manning	IND/DEN	50
2. Dan Marino	Miami	47
3. Brett Favre	GB/NYJ/MIN	43
4. John Elway	Denver	40
5t. Tom Brady	New England	35
5t. Warren Moon	HOU/MIN/SEA/KC	35

BRADY'S COMEBACKS

Brady has engineered 43 career game-winning performances to lead his team to a victory from a fourth-quarter deficit or tie, including five times in 2013.

DATE	OPP.	SCORE	IN REG.	ATT	CMP	YDS	TD	INT	FINAL
12/08/13	CLE	3-19	15:00	20	16	142	2	0	27-26
12/01/13	at HOU	21-24	15:00	12	8	87	0	0	34-31
11/24/13	DEN	21-24	15:00	19	12	100	1	0	[ot] 34-31
10/13/13	NO	23-27	1:13	5	7	70	1	0	30-27
09/08/13	at BUF	20-21	4:31	7	7	36	0	0	23-21
10/21/12	NYJ	23-26	1:37	9	13	95	0	0	[ot] 29-26
09/30/12	at BUF	21-21	15:00	7	4	78	2	0	52-28
01/22/12	BAL*	16-20	15:00	6	3	20	0	1	23-20
12/24/11	MIA	17-17	15:00	11	8	120	0	0	27-24
10/16/11	DAL	13-16	5:13	9	11	87	1	0	20-16
12/19/10	GB	21-27	13:49	6	5	82	1	0	31-27
11/25/10	at DET	24-24	15:00	5	5	86	2	0	45-24
10/17/10	BAL	10-20	14:53	24	16	156	1	1	[ot] 23-20
09/14/09	BUF	13-24	5:32	13	11	112	2	0	25-24
12/29/07	at NYG	23-28	15:00	12	8	130	1	0	38-35
12/03/07	at BAL	17-24	14:25	17	7	113	1	0	27-24
11/25/07	PHI	24-28	15:00	16	11	109	0	0	31-28
11/04/07	at IND	10-20	9:42	10	8	144	2	0	24-20
01/14/07	at SD*	13-21	8:35	14	9	122	1	1	24-21
12/03/06	DET	13-21	13:07	15	14	101	0	0	28-21
11/26/06	CHI	10-10	14:46	7	6	98	1	0	17-13
09/10/06	BUF	14-17	15:00	6	3	58	0	1	19-17
11/13/05	at MIA	15-16	2:53	2	2	76	1	0	23-16
10/30/05	BUF	7-16	10:07	4	4	69	0	0	21-16
10/09/05	at ATL	28-28	3:52	2	2	17	0	0	31-28
09/25/05	at PIT	10-13	14:19	12	12	167	0	0	23-20
02/06/05	PHI**	14-14	15:00	4	2	33	0	0	24-21
10/03/04	at BUF	17-17	15:00	4	2	8	1	0	31-17
02/01/04	CAR**	29-29	1:08	5	4	47	0	0	32-29
01/10/04	TEN*	14-14	15:00	11	6	27	0	0	17-14
11/30/03	at IND	31-31	10:21	6	3	31	1	0	38-34
11/23/03	at HST	13-20	3:11	14	10	133	1	0	[ot] 23-20
11/03/03	at DEN	23-26	2:51	4	5	58	1	0	30-26
10/19/03	at MIA	13-13	15:00	10	7	147	1	0	[ot] 19-13
10/05/03	TEN	24-27	4:40	1	1	15	0	0	38-30
12/29/02	MIA	13-24	4:59	13	8	69	1	0	[ot] 27-24
11/10/02	at CHI	19-30	5:16	14	9	116	2	0	33-30
09/22/02	KC	38-38	0:00	5	4	46	0	0	[ot] 41-38
02/03/02	STL**	17-17	1:21	8	5	53	0	0	20-17
01/19/02	OAK*	3-13	15:00	27	20	138	0	0	[ot] 16-13
12/16/01	at BUF	6-9	5:57	13	9	116	0	0	[ot] 12-9
12/02/01	at NYJ	14-16	15:00	7	6	56	0	0	17-16
10/14/01	SD	16-26	8:48	18	13	130	1	0	[ot] 29-26

^Statistics are from the time noted until the end of the game * Divisional Playoffs ** Super Bowl

BRADY IN POSTSEASON

NFL ALL-TIME LEADERS/PLAYOFF VICTORIES AS STARTING QUARTERBACK

PLAYER	TEAM(S)	PLAYOFF WINS
Tom Brady	New England	18
Joe Montana	S.F./K.C.	16
Terry Bradshaw	Pittsburgh	14
John Elway	Denver	14
Brett Favre	GB/MIN	13

QB's WITH 3 OR MORE SUPER BOWL VICTORIES

PLAYER	TEAM(S)	WINS
Terry Bradshaw	PIT	4
Joe Montana	SF	4
Troy Aikman	DAL	3
Tom Brady	NE	3

PLAYERS WITH MULTIPLE SUPER BOWL MVP AWARDS

PLAYER	TEAM(S)	MVPs
Joe Montana	SF	3
Terry Bradshaw	PIT	2
Tom Brady	NE	2
Bart Starr	GB	2
Eli Manning	NYG	2



TOM BRADY

NEWS & NOTES

BRADY'S FINAL MINUTE, COME-FROM-BEHIND GAME-WINNING TOUCHDOWN PASSES

The game against the Browns on Dec. 8, 2013 was the sixth game in Tom Brady's career in which he threw a game-winning touchdown pass in the final minute of the game to turn a Patriots deficit into a Patriots win. Brady's six last-minute, game-winning touchdown passes are listed below.

11/10/02 at Chicago* **W** **33-30**

The Patriots trailed 30-25 when Brady threw a 20-yard touchdown to David Patten with 21 seconds left to give the Patriots a 33-30 win.

*Champaign, Ill.

11/3/03 at Denver **W** **30-26**

The Patriots trailed 26-23 when Brady threw an 18-yard touchdown to David Givens with 30 seconds left to give the Patriots a 30-26 win.

12/3/07 at Baltimore **W** **27-24**

The Patriots trailed 24-20 when Brady threw an 8-yard touchdown to Jabar Gaffney with 44 seconds left to give the Patriots a 27-24 win.

10/16/11 vs. Dallas **W** **20-16**

The Patriots trailed 16-13 when Brady threw an 8-yard touchdown pass to Aaron Hernandez with 22 seconds left to give the Patriots a 20-16 win.

10/13/13 vs. New Orleans **W** **30-27**

The Patriots trailed 27-23 when Brady threw a 17-yard touchdown pass to Kenbrell Thompkins with five seconds left to give the Patriots a 30-27 win.

12/08/13 vs. Cleveland **W** **27-26**

The Patriots trailed 26-21 when Brady threw a 1-yard touchdown pass to Danny Amendola with 31 seconds left to give the Patriots a 27-26 win.

BRADY EARNS 11TH DIVISION TITLE

Tom Brady earned his 11th division championship in 2013. Peyton Manning is second with 10 division titles.

QUARTERBACK **CAREER DIVISION TITLES**

Tom Brady	11
Peyton Manning	10
Joe Montana	9

BRADY GUIDES PATRIOTS TO 8TH 12-WIN SEASON IN 2013

Tom Brady guided the Patriots to their 12th win in 2013. Since entering the NFL in 2000, Brady's teams have reached 12 regular-season wins in eight different seasons, second all-time, behind Peyton Manning.

STARTING QB'S WITH THE MOST 12-WIN REGULAR SEASONS IN NFL HISTORY

PLAYER **SEASONS**

Peyton Manning	10
Tom Brady	8
Brett Favre	6
John Elway	4
Jim Kelly	4

BRADY BECOMES 9TH NFL PLAYER TO REACH 45,000 PASSING YARDS

Tom Brady became the ninth NFL player to reach 45,000 passing yards on a 35-yard pass to WR Julian Edelman at Buffalo (9/8/13). Brady is currently seventh on the NFL's all-time list (49,149) and looks to become the sixth QB in NFL history to surpass 50,000 career passing yards.

PLAYER **PASSING YARDS**

1. Brett Favre	71,838
2. Peyton Manning	64,964
3. Dan Marino	61,361
4. John Elway	51,475
5. Drew Brees	51,081
6. Warren Moon	49,325
7. Tom Brady	49,149
8. Fran Tarkenton	47,003
9. Vinny Testaverde	46,233
10. Drew Bledsoe	44,611

BRADY BECOMES 6TH NFL PLAYER TO REACH 4,000 COMPLETIONS

Tom Brady (4,178) became the sixth player in NFL history to reach 4,000 completions.

MOST PASS COMPLETIONS IN NFL HISTORY

1. Brett Favre	6,300
2. Peyton Manning	5,532
3. Dan Marino	4,967
4. Drew Brees	4,481
5. Tom Brady	4,178
6. John Elway	4,123
7. Warren Moon	3,988

BRADY IS 3RD FASTEST TO REACH 4,000 COMPLETIONS

Tom Brady has now completed 4,178 passes over his career in the regular season, becoming just the sixth player in NFL history to achieve the feat. Brady achieved the feat in 187 games, third fastest in NFL history behind Drew Brees (169 games) and Peyton Manning (183 games).

GAMES PLAYED TO 4,000 CAREER COMPLETIONS

Drew Brees	169
Peyton Manning	183
Tom Brady	187
Dan Marino	193
Brett Favre	196
John Elway	227

BRADY HAS SIXTH-BEST QB RATING

PLAYER	YEARS	TEAM	RATING
Aaron Rodgers	2005-13	Green Bay	104.9
Peyton Manning	1998-13	IND/DEN	97.2
Steve Young	1985-99	TB/SF	96.8
Philip Rivers	2004-13	San Diego	96.0
Tony Romo	2004-13	Dallas	95.8
Tom Brady	2000-13	Patriots	95.7



TOM BRADY

NEWS & NOTES

MOST TD THROWS COACH/QB TANDEM

Tom Brady has thrown 359 career touchdowns under head coach Bill Belichick, the most touchdowns among any head coach/starting quarterback tandem.

MOST TDS/QB TANDEMS (Regular Season Only)

Quarterback/Head Coach	Team	Touchdowns
Tom Brady/Bill Belichick	NE	359
Dan Marino/Don Shula	MIA	352
Drew Brees/Sean Payton	NO	240
Len Dawson/Hank Stram	KC	232

WINNINGEST COACH/QB TANDEM

Bill Belichick and Tom Brady have the best winning percentage among a head coach/starting quarterback tandem since the 1970 merger. The tandem's 148 wins are the most wins by any coach-QB tandem since the 1970 AFL-NFL merger.

WINNINGEST COACH/QB TANDEMS SINCE 1970

(Regular Season Only - by winning percentage)

Quarterback/Head Coach	Team	W	L	T	Pct.
Tom Brady/Bill Belichick	NE	148	43	0	.775
Ken Stabler/John Madden	OAK	60	19	1	.756
Jim McMahon/Mike Ditka	CHI	46	15	0	.754
Peyton Manning/Tony Dungy	IND	73	24	0	.753

WINNINGEST COACH/QB TANDEMS SINCE 1970

(Regular Season Only - by victories)

Quarterback/Head Coach	Team	W	L	T	Pct.
Tom Brady/Bill Belichick	NE	148	43	0	.775
Dan Marino/Don Shula	MIA	116	68	0	.630
Terry Bradshaw/Chuck Noll	PIT	107	51	0	.601

BRADY HAS MOST STARTS UNDER ONE HEAD COACH

Tom Brady made his 185th career start at Carolina on Nov. 18, 2013, all under Bill Belichick. It is the most starts by a quarterback under one head coach in NFL history. Brady surpassed Dan Marino, who had 184 career starts under head coach Don Shula. Brady now has 191 career starts under Belichick.

BRADY SETS NFL RECORD FOR MOST PASS ATTEMPTS WITHOUT AN INTERCEPTION

Tom Brady extended his streak to 358 consecutive regular season pass attempts without an interception before throwing his first interception since Oct. 17, 2010 in the 2011 opener at Miami (9/1/11). Brady eclipsed Bernie Kosar's record of 308 pass attempts on Dec. 26, 2010 at Buffalo.

MOST CONSECUTIVE PASS ATTEMPTS WITHOUT AN INTERCEPTION

358	Tom Brady (Patriots)	2010-11
308	Bernie Kosar (Cleveland)	1990-91
294	Bart Starr (Green Bay)	1964-65
279	Jeff George (IND/ATL)	1993-94
277	Rich Gannon (Oakland)	2001
271	Jason Campbell (Washington)	2007-08

BRADY NOW HAS 10 GAMES WITH 300 YARDS, 4 TDS AND 0 INTERCEPTIONS

Tom Brady had his 10th NFL game with 300 yards, four touchdowns and no interceptions vs. Pittsburgh (11/03/13), second in NFL history to the 15 such games by Drew Brees.

BRADY EARNS 24TH AFC PLAYER OF THE WEEK HONOR; SECOND MOST IN NFL HISTORY

Tom Brady was named AFC Offensive Player of the Week by the National Football League for his performance in the Patriots' come-from-behind 34-31 overtime victory vs. Denver on Nov. 24, 2013. It is the 24th time in Brady's career that he has received the AFC Offensive Player of the Week honor. Brady is two behind Peyton Manning for the most Player of the Week awards earned by a player since the accolade was instituted in 1984.

THE PLAYERS WITH THE MOST CAREER PLAYER OF THE WEEK AWARDS

Player	Career	Team	POW Awards
Peyton Manning	1998-present	Colts/Broncos	26
Tom Brady	2000-present	Patriots	24
Dan Marino	1983-1999	Dolphins	18
Brett Favre	1991-2010	Packers, Jets, Vikings	16
John Elway	1983-1998	Broncos	15

BRADY TIES STEVE YOUNG FOR THIRD-MOST TD PASSES ON MONDAY NIGHT

Brady threw a 9-yard touchdown pass to TE Rob Gronkowski at Carolina on Nov. 18, 2013. It was his 42nd touchdown pass on Monday Night Football, tying him for third all-time with Steve Young for most touchdown passes on Monday Night Football.

QUARTERBACKS WITH THE MOST CAREER TOUCHDOWN PASSES ON MONDAY NIGHT FOOTBALL

Player	TD Passes on Monday Night Football	Games
Dan Marino	74	38
Brett Favre	69	38
Tom Brady	42	18
Steve Young	42	25
Peyton Manning	36	17
Joe Montana	36	20

BRADY IS SECOND WITH MOST GAMES WITH 3 TDS AND NO INTERCEPTIONS

Tom Brady is second in NFL history with 38 games with three or more touchdowns and no interceptions. The Patriots are 37-1 (.974) in such games.

PLAYER MOST GAMES WITH 3+ TD PASSES AND 0 INT.

Peyton Manning	45
Tom Brady	38
Brett Favre	36
Drew Brees	32
Dan Marino	18
Fran Tarkenton	18

BRADY HAS THE BEST RECORD IN THE FINAL FOUR GAMES OF THE REGULAR SEASON SINCE 1970 MERGER

Tom Brady is now 43-9 in the final four games of the regular season, the best among any starting quarterback in the final four games since the 1970 merger.

QUARTERBACK	W-L RECORD	WIN PCT.
Tom Brady	43-9	.827
Philip Rivers	30-6	.833
Roger Staubach	24-6	.800
Joe Montana	35-12	.745
Steve McNair	28-10	.737



TOM BRADY

NEWS & NOTES

BRADY SEASON NOTES

BRADY FINISHES 2013 WITH 4,343 PASSING YARDS

Tom Brady finished the 2013 season with 4,343 passing yards, marking his third straight 4,000-yard season and his sixth 4,000-yard season of his career. Brady owns six of the eight 4,000-yard passing seasons in Patriots history.

PATRIOTS TOP PASSING YARDS/SEASON

YARDS	PLAYER	YEAR
5,235	Tom Brady	2011
4,827	Tom Brady	2012
4,806	Tom Brady	2007
4,555	Drew Bledsoe	1994
4,398	Tom Brady	2009
4,343	Tom Brady	2013
4,110	Tom Brady	2005
4,086	Drew Bledsoe	1996

BRADY GAME NOTES

BRADY'S 432 YARDS AGAINST PITTSBURGH IN 2013 ARE THIRD HIGHEST OF HIS CAREER

Tom Brady threw for 432 yards vs. Pittsburgh (11/03/13), marking the third highest single-game yardage total of his career. The game marked the fifth time in Brady's career that he has eclipsed the 400-yard mark.

MOST PASSING YARDS IN A GAME IN PATRIOTS HISTORY

Player	Date	Opp	Att	Cmp	Yds	TD	Int
Tom Brady	9/12/11	MIA	48	32	517	4	1
Tom Brady	12/16/12	SF	65	36	443	1	2
Tom Brady	11/03/13	PITT	33	23	432	4	0
Drew Bledsoe	11/13/94	MIN	70	45	426	3	0
Drew Bledsoe	11/23/98	MIA	54	28	423	2	2
Tom Brady	9/18/11	SD	40	31	423	3	0

BRADY HAS THROWN FOR 300 YARDS IN A HALF FOUR TIMES

Brady had his fourth 300-yard half and his third 300-yard second half after throwing for 323 yards in the second half vs. Cleveland on Dec. 8, 2013.

YARDS	GAME	HALF
367	vs. San Francisco (12-16-12)	2nd half
345	vs. Tennessee (10-18-09)	1st half
323	vs. Cleveland (12-08-13)	2nd half
306	at Miami (9-12-11)	2nd half

QUARTERBACK CLASS OF 2000

Tom Brady was the seventh quarterback selected in the 2000 NFL Draft. The Patriots selected him in the sixth round with the 199th overall pick.

QUARTERBACKS TAKEN IN THE 2000 NFL DRAFT

Rd	Pick	Player	Taken By
1	18	Chad Pennington	NY Jets
3	65	Giovanni Carmazzi	San Francisco
3	75	Chris Redman	Baltimore
5	163	Tee Martin	Pittsburgh
6	168	Marc Bulger	New Orleans
6	183	Spergon Wynn	Cleveland
6	199	Tom Brady	New England

BRADY HAS LED THE PATRIOTS TO SIX 50-POINT GAMES; TIES LEN DAWSON FOR MOST IN NFL HISTORY

Brady and the Patriots knocked off Pittsburgh, 55-31 on Nov. 3, 2012. The game marked the sixth time that New England scored at least 50 points in a game started by Brady, tying Pro Football Hall of Famer Len Dawson for the most 50-point games by a starting quarterback in NFL history.

Date	Opponent	Score
10/28/07	vs. Washington	52-7
11/18/07	at Buffalo	56-10
10/18/09	vs. Tennessee	59-0
9/30/12	at Buffalo	52-28
11/18/12	vs. Indianapolis	59-24
11/03/13	vs. Pittsburgh	55-31

BRADY HAS THROWN TWO 50-YARD PASSES IN THE SAME GAME EIGHT TIMES

Brady has thrown at least two 50-yard passes in the same game eight times in his career after completing a 57-yard pass to Danny Amendola and an 81-yard touchdown pass to Aaron Dobson vs. Pittsburgh on Nov. 3, 2013. His career best was when he had a 58-yard touchdown, a 58-yard pass and an 81-yard touchdown at Miami on Dec. 6, 2009.

BRADY'S GAMES WITH AT LEAST TWO 50-YARD PASSES

10/9/05 @ Atlanta

-55t (3Q) Bethel Johnson
-51 (1Q) Deion Branch

1/14/06 @ Denver *AFC Divisional Playoff Round

-73 (4Q) Deion Branch
-51 (2Q) Andre' Davis

12/31/06 @ Tennessee

-62t (3Q) Reche Caldwell
-52 (1Q) Corey Dillon

12/9/07 vs. Pittsburgh

-63t (2Q) Randy Moss
-56t (3Q) Jabar Gaffney >Flea-flicker w/R. Moss

11/15/09 @ Indianapolis

-63t (2Q) Randy Moss
-55 (1Q) Randy Moss

12/06/09 @ Miami

-58t (1Q) Randy Moss
-58 (2Q) Wes Welker
-81t (3Q) Sam Aiken

11/22/12 @ NY Jets

-83t (2Q) Shane Vereen
-56t (2Q) Julian Edelman

11/03/13 vs. Pittsburgh

-57 (2Q) Danny Amendola
-81t (4Q) Aaron Dobson



PATRIOTS OFFENSIVE NOTES

WR DANNY AMENDOLA

DANNY AMENDOLA ON WEARING TROY BROWN'S #80 JERSEY

When Danny Amendola joined the Patriots in the 2013 offseason, he was assigned jersey #80, the same number worn by Patriots' Hall of Fame member Troy Brown, who finished his career as the team's all-time leading receiver and is still the team's all-time leading punt returner.

Said Amendola on wearing Brown's jersey #80: "I talked to (Troy Brown) a little bit before I came here to camp. I told him he's one of the greatest ever, and it's an honor to wear No. 80. I'm going to try to represent it the best I can."

RB BRANDON BOLDEN

BOLDEN HAD FIRST 100-YARD DAY AND FINISHED WITH AN 8.6-YARD AVG.

RB Brandon Bolden finished with 16 carries for 137 yards and an 8.6-yard average at Buffalo (9/30/12) with runs of 20 and 27 yards. His 8.6-yard average is tied for the third highest ever in a single game for the Patriots among running backs with at least 15 rushing attempts. He earned the FedEx Ground Player of the Week for his performance.

HIGHEST RUSHING AVERAGE/SINGLE GAME (MIN. 15 RUSHING ATTEMPTS)

Player	Average
Curtis Martin	9.6 [17-164 vs. Washington, Oct. 13, 1996]
Tony Collins	9.2 [23-212 vs. N.Y. Jets, Sept. 18, 1983]
Sammy Morris	8.6 [16-138 vs. Denver, Oct. 20, 2008]
Jim Nance	8.6 [17-146 at Houston, Dec. 11, 1966]
Brandon Bolden	8.6 [16-137 at Buffalo, Sept. 30, 2012]
Stevan Ridley	8.5 [15-127 at St. Louis, Oct. 28, 2012]

FOOTBALL RUNS IN BOLDEN'S FAMILY

Bolden's grandfather, Frank Pitts, played 10 years in the NFL (1965-74) as a receiver for Kansas City, Cleveland and Oakland. He was with Kansas City for two Super Bowls, losing Super Bowl I and winning Super Bowl IV. Said Bolden about his grandfather, "I remember being 6 years old, him popping in a highlight film of Super Bowl I and IV. I've seen that tape at least 500 times."

OL DAN CONNOLLY

DAN CONNOLLY HAS THE LONGEST KICKOFF RETURN EVER BY AN OFFENSIVE LINEMAN

Dan Connolly was named AFC Special Teams Player of the Week after he returned a kickoff 71 yards to the 4-yard line in the second quarter of the Patriots win vs. Green Bay on Dec. 19, 2010. According to the Elias Sports Bureau, it is the longest kickoff return by an offensive lineman in NFL history. The run by Connolly topped the 48-yard touchdown return by Atlanta's Mal Snyder in 1969. Previously, the longest kickoff return for a Patriots offensive lineman was a 27-yard return by G Stephen Neal on Nov. 30, 2008 vs. Pittsburgh. Connolly's previous best was a 16-yard return vs. Miami on Nov. 8, 2009.

WR JULIAN EDELMAN

JULIAN EDELMAN SET FRANCHISE RECORD WITH A 94-YARD PUNT RETURN FOR A TOUCHDOWN

WR Julian Edelman set a franchise record with a 94-yard punt return for a touchdown in the second quarter vs. Miami (01/02/11). The previous longest punt return was an 89-yard touchdown return by Mike Haynes vs. Buffalo on Nov. 7, 1976. Edelman returned his second career punt for a touchdown vs. Kansas City on Nov. 21, 2011 with a 72-yard return. He was named AFC Special Teams Player of the Week for his performance against Kansas City. He scored his third punt return for a touchdown with a 68-yarder vs. Indianapolis (11/18/12) to tie a franchise record.

[Most Punt Return Touchdowns/Patriots Career](#)

3 Julian Edelman

3 Troy Brown
3 Irving Fryar
2 Mike Haynes



EDELMAN SETS PATRIOTS RECORD FOR BEST PUNT RETURN AVERAGE IN A SEASON

Edelman has the two best punt return averages in a single season in New England history with a 15.3-yard punt return average in 2010 and a 15.5-yard punt return average in 2012. The previous best was a 14.8 punt return average by Mack Herron in 1974. In 2010, Edelman led the AFC and finished second in the NFL with a 15.3 punt return average. Chicago's Devin Hester led the NFL with a 17.1-yard average.

PATRIOTS BEST PUNT RETURN AVERAGE/SEASON (MIN. 15 RETURNS)

PLAYER	PR AVG.	YEAR
Julian Edelman	15.5	2012
Julian Edelman	15.3	2010
Mack Herron	14.8	1974
Troy Brown	14.2	2001



PATRIOTS OFFENSIVE NOTES

EDELMAN HAS HIGHEST PUNT RETURN AVERAGE IN TEAM HISTORY; TIED FOR FOURTH HIGHEST IN NFL HISTORY

Edelman has returned 107 punts for 1,317 yards during his Patriots' career and is first in team history and tied for fourth in NFL history with a 12.3 average.

HIGHEST PUNT RETURN AVERAGE, PATRIOTS CAREER (20 Returns)

Player	Punt Rt Avg.	Year
Julian Edelman	12.3	2009-13(107-1,317)
Mack Herron	12.0	1973-75 (74-888)
Carl Garrett	11.3	1969-72 (43-487)
Wes Welker	10.4	2007-12 (114-1,185)

HIGHEST PUNT RETURN AVERAGE IN THE NFL (75 Returns)

Player	Punt Rt Avg.	Year
George McAfee (Chicago)	12.8 (112-1,431)	(1940-41, 1945-1950)
Jack Christiansen (Detroit)	12.8 (85-1,084)	(1951-58)
Claude Gibson (SD, OAK)	12.6 (110-1,381)	(1961-65)
Julian Edelman (NE)	12.3 (107-1,317)	(2009-present)
Devin Hester (Chicago/Atlanta)	12.3 (264-3,241)	(2006-present)
Bill Dudley (PITT, DEN, WAS)	12.2 (124-1,515)	(1942-53)
Dexter McCluster (KC)	12.1 (79-959)	(2010-present)
Rick Upchurch (DEN)	12.1 (248-3,008)	(1975-83)

EDELMAN'S 47-YARD RUN IS THE LONGEST RUN BY A PATS WIDE RECEIVER

Edelman had a 47-yard run in the fourth quarter vs. Indianapolis (11/18/12). It was the longest run from scrimmage for the Patriots in 2012, topping Steven Ridley's 41-yard run against St. Louis in London on Oct. 28. It is the longest run ever by a Patriots receiver, topping Troy Brown's 35-yard run vs. Tampa Bay on Sept. 3, 2000. It was the longest run by a Patriots player since Sammy Morris had a 55-yard run on Dec. 27, 2009 vs. Jacksonville.

EDELMAN GOES FROM STANDOUT QB TO WR

Edelman began his college football career with a year at the College of San Mateo (Calif.) before transferring to Kent State where as a senior he completed 56 percent of his passes (153 of 275 passes for 1,820 yards) with 13 touchdowns. He was also the leading rusher, gaining 1,551 yards on 215 attempts (an average of 7.5 yards per carry) and scoring 13 touchdowns. His offensive numbers broke Kent State's single-season record for total offense set by Joshua Cribbs in 2003. Said head coach Bill Belichick on the versatility of Edelman: "He played the quarterback position in college at Kent State and all the positions really that he's played in the NFL – covering kicks, returning kicks, slot receiver, outside receiver, slot defender – he didn't do any of those things in college. I think that really speaks to his versatility and how much he's grown as a player and how many things he's learned how to do that he really didn't have much experience with in college. I'd say that's pretty unusual, especially to be as competent in them as he is."

EDELMAN TAKES HIS FATHER'S ADVICE

If there is one thing Julian Edelman has never lacked, it's athletic ability. A dual-threat quarterback at Kent State and former baseball standout in high school, Edelman once wowed Toronto Blue Jays players with his impressive footwork while fielding ground balls in an appearance at batting practice in 2011. This natural ability may have been overlooked by NFL scouts, who let him fall to the Patriots in the seventh round of the 2009 NFL Draft. Edelman, who has already passed his career highs in receiving yards and receptions this season, remains focused on the lessons his father, Frank Edelman, taught him at a young age. "I'm still constantly trying to learn," Edelman told the *Boston Herald*. "My dad always put it in my head, when you're green, you're growing, when you're ripe, you're lost. When you're done learning, you're done."

EDELMAN BREAKS 1,000-YARD RECEIVING MARK IN 2013

Edelman finished the 2013 season with 1,056 receiving yards to become the 10th Patriots player to register a 1,000-yard season.

1,000-YARD RECEIVING SEASONS IN PATRIOTS HISTORY

Player	Yards	Season
Wes Welker	1,569	2011
Randy Moss	1,493	2007
Stanley Morgan	1,491	1986
Wes Welker	1,354	2012
Wes Welker	1,348	2009
Rob Gronkowski	1,327	2011
Randy Moss	1,264	2009
Troy Brown	1,199	2001
Wes Welker	1,175	2007
Ben Coates	1,174	1994
Wes Welker	1,165	2008
Terry Glenn	1,147	1999
Terry Glenn	1,132	1996
Julian Edelman	1,056	2013
Stanley Morgan	1,029	1981
Irving Fryar	1,014	1991
Harold Jackson	1,013	1979
Randy Moss	1,008	2008
Stanley Morgan	1,002	1979

EDELMAN BREAKS 100-CATCH MARK

Edelman finished the 213 season 4th in the NFL with 105 receptions to join Wes Welker (2007-09, 11-12) and Troy Brown (2001) as the only Patriots players to reach 100 receptions in a season. Edelman is averaging 6.4 receptions per game in 2013.

PATRIOTS PLAYERS WITH 100 RECEPTIONS

Player	Receptions	Season
Wes Welker	123	2009
Wes Welker	122	2011
Wes Welker	118	2012
Wes Welker	112	2007
Wes Welker	111	2008
Julian Edelman	105	2013
Troy Brown	101	2001



PATRIOTS OFFENSIVE NOTES

TE ROB GRONKOWSKI

GRONKOWSKI SETS NFL RECORD FOR RECEIVING YARDS BY A TIGHT END

Rob Gronkowski finished the 2011 season with 1,327 receiving yards, surpassing San Diego's Kellen Winslow's 1980 record of 1,290 receiving yards for most receiving yards in a season by a tight end. New Orleans' Jimmy Graham also broke Winslow's old record, but finished with 1,310 receiving yards, 17 shy of Gronkowski's new record.

MOST RECEIVING YARDS BY TIGHT END IN THE NFL


Player	Yards	Year
Rob Gronkowski	1,327	2011
Jimmy Graham (NO)	1,310	2011
Kellen Winslow (SD)	1,290	1980
Tony Gonzalez (KC)	1,258	2004
Todd Christensen (Raiders)	1,247	1983
Jimmy Graham (NO)	1,215	2013
Jackie Smith (STL)	1,205	1967
Tony Gonzalez (KC)	1,203	2000
Pete Retzlaff (PHI)	1,190	1965
Ben Coates (NE)	1,174	1994

MOST RECEIVING YARDS BY A PATRIOTS TIGHT END

Player	Yards	Year
Rob Gronkowski	1,327	2011
Ben Coates	1,174	1994
Ben Coates	915	1995
Aaron Hernandez	910	2011
Marv Cook	808	1991
Don Hasselbeck	808	1981

MOST RECEPTIONS BY A PATRIOTS TIGHT END

Player	Yards	Year
Ben Coates	96	1994
Rob Gronkowski	90	2011
Ben Coates	84	1995
Marv Cook	82	1991
Aaron Hernandez	79	2011



GRONKOWSKI ENTERS THE 2014 SEASON WITH A STREAK OF 50 STRAIGHT GAMES WITH AT LEAST ONE RECEPTION

Gronkowski has caught at least one pass in all 50 regular season games that he has played. The only game that Gronkowski has played in at the NFL level where he did not have at least one reception was the 2012 AFC Divisional play-off game vs. Houston when he left the game in the first quarter with an injury.

LONGEST CURRENT STREAKS OF CONSECUTIVE GAMES WITH A RECEPTION BY TIGHT ENDS

- 88 Owen Daniels (Houston)
- 87 Jason Witten (Dallas)
- 81 Heath Miller (Pittsburgh)
- 50 Rob Gronkowski (New England)**

GRONKOWSKI SETS NFL MARK FOR TOUCHDOWNS BY A TIGHT END IN A SEASON

Gronkowski set an NFL record for most touchdowns by a tight end with 18 overall touchdowns in 2011 (17 receiving and 1 rushing). Gronkowski passed the old mark of 13 receiving touchdowns by Vernon Davis (SF in 2009) and Antonio Gates (SD in 2004). In addition to his 17 touchdown receptions, Gronkowski scored on a lateral in the third quarter vs. Indianapolis [12/4/11], credited as his first career rushing play.

MOST TOTAL TDs BY A TIGHT END IN A SINGLE NFL SEASON

	Player	Team	Year	TDs
18	Rob Gronkowski	NE	2011	(17 pass, 1 rush)
16	Jimmy Graham	NO	2013	(16 pass)
13	Vernon Davis	SF	2013	(13 pass)
13	Vernon Davis	SF	2009	(13 pass)
13	Antonio Gates	SD	2004	(13 pass)

MOST TD RECEPTIONS BY A TIGHT END IN A SINGLE NFL SEASON

	Player	Team	Year	TDs
17	Rob Gronkowski	NE	2011	
16	Jimmy Graham	SF	2013	
13	Vernon Davis	NO	2013	
13	Vernon Davis	SF	2009	
13	Antonio Gates	SD	2004	

GRONKOWSKI BECOMES FIRST PATRIOTS TIGHT END TO RECORD A RUSHING TD

Gronkowski scored a 2-yard touchdown on a lateral from Tom Brady in the third quarter vs. Indianapolis [12/4/11], becoming the first tight end in Patriots history to score a rushing touchdown. Gronkowski is the first NFL tight end to score a rushing touchdown since Tennessee's Bo Scaife had a 31-yard scoring run against Baltimore on Nov. 12, 2006. He is the first tight end since the 1970 merger to have two receiving touchdowns and a rushing touchdown in the same game.

GRONKOWSKI HAD THREE STRAIGHT 10-TD SEASONS

Gronkowski had three straight 10 touchdown seasons (10 in 2010, 18 in 2011 and 11 in 2012). Gronkowski joins Randy Moss (2007, 2008 and 2009) and Corey Dillon (2004, 2005, 2006) as the only Patriots with three straight 10-plus touchdown seasons and three 10-plus touchdown seasons overall.

CONSECUTIVE 10-PLUS TD SEASONS / PATRIOTS HISTORY

3 Rob Gronkowski - 2010, 2011, 2012

- 3 Randy Moss - 2007, 2008, 2009
- 3 Corey Dillon - 2004, 2005, 2006
- 2 BenJarvus Green-Ellis - 2010, 2011
- 2 Curtis Martin - 1995, 1996

MOST 10-PLUS TOUCHDOWN SEASONS / PATRIOTS HISTORY

3 Rob Gronkowski - 2001, 2011, 2012

- 3 Randy Moss - 2007, 2008, 2009
- 3 Corey Dillon - 2004, 2005, 2006
- 2 BenJarvus Green-Ellis - 2010, 2011
- 2 Curtis Martin - 1995, 1996
- 2 Stanley Morgan - 1979, 1986



PATRIOTS OFFENSIVE NOTES

GRONKOWSKI IS FIRST TIGHT END WITH THREE STRAIGHT 10-PLUS TOUCHDOWN SEASONS

Gronkowski had 11 touchdowns in 2012 and is the first tight end in NFL history to have three straight 10-plus touchdown seasons.

CONSECUTIVE 10-PLUS TD SEASON BY A TE/NFL HISTORY

3 Rob Gronkowski	10 in 2010, 18 in 2011, 11 in 2012
2 Antonio Gates	13 in 2004 and 10 in 2005

GRONKOWSKI REACHED 20 TDS IN FEWEST GAMES AMONG TEs IN NFL HISTORY

Gronkowski reached the 20-touchdown mark in just 26 career games, the fewest games among tight ends in NFL history.

TEs TO REACH 20 TD REC. IN THE FEWEST GAMES

Player	Team	Games to 20 TD catches
Rob Gronkowski	Patriots	26
Mike Ditka	Chicago	31
Kellen Winslow	San Diego	35
Antonio Gates	San Diego	37

GRONKOWSKI IS SECOND ON PATRIOTS LIST FOR TOUCHDOWNS BY A TIGHT END

MOST RECEIVING TOUCHDOWNS BY A PATRIOTS TIGHT END

Player	TD	Years
Ben Coates	50	1991-99
Rob Gronkowski	42	2010-Present
Russ Francis	28	1975-80, 87-88
Ben Watson	20	2004-09

MOST TD CATCHES BY A PATS TIGHT END

MOST TD CATCHES IN A SEASON BY A PATRIOTS TE

Player	Year	Rec	Yds	Avg	Lg	TD
Rob Gronkowski	2011	90	1327	14.7	52t	17
Rob Gronkowski	2010	42	546	13	28	10
Ben Coates	1996	62	682	11	84t	9

Gronkowski finished the 2011 season with 90 receptions, posting the 13th season with 90 or more receptions by a tight end. New Orleans' Jimmy Graham (99) also eclipsed the 90-reception plateau in 2011.

GRONKOWSKI'S 18 OVERALL TDS ARE SECOND MOST BY A PATRIOT IN A SEASON

Gronkowski finished the 2011 season with 18 overall touchdowns (17 receiving, 1 rushing). His 18 overall touchdowns passed Curtis Martin (17 overall in 1996) for the second highest single-season total in Patriots history. Randy Moss had a franchise record 23 total touchdowns in 2007.

PATRIOTS RECORD BOOK / MOST TOUCHDOWNS IN A SEASON

Player	Season	TDs
Randy Moss	2007	23
Rob Gronkowski	2011	18
Curtis Martin	1996	17

SECOND IN NFL HISTORY TO RUSH FOR A TD, CATCH A TD, RECORD A TACKLE AND RETURN A KICKOFF IN THE SAME SEASON

In 2011, Gronkowski became the second tight end in NFL history to rush for a touchdown, catch a touchdown, record a tackle and return a kickoff in the same season. Bo Scaife was the first to accomplish the feat in 2006 with Tennessee.

GRONKOWSKI IS THE FASTEST TIGHT END TO 40 TOUCHDOWNS

Gronkowski scored his 40th touchdown reception on a 9-yard pass from Tom Brady at Carolina on Nov. 18, 2013 in his 47th NFL game. He is the fastest tight end to reach 40 touchdowns.

FASTEST TO 40 TOUCHDOWNS RECEIVING/ TIGHT END

Player	Games to 40 touchdown receptions
Rob Gronkowski (NE)	47 Games
Jimmy Graham (NO)	61 Games
Antonio Gates (SD)	71 Games
Jerry Smith (WAS)	76 Games
Kellen Winslow SR. (SD)	92 Games
Dallas Clark (IND)	96 Games
Tony Gonzalez (KC)	101 Games

GRONKOWSKI: NFL TIGHT END RECORD OF SEVEN GAMES OF TWO OR MORE TDS IN 2011

Gronkowski's seven games with two or more touchdowns in 2011 are an NFL record for a tight end. Antonio Gates (San Diego in 2004) and Jerry Smith (Washington in 1967) each had four two-touchdown games. The NFL record for most two-plus touchdown reception games in a season is eight by Randy Moss with the Patriots in 2007. Gronkowski's is tied with Cris Carter (1995) and Jerry Rice (1987) for the second most games with two or more touchdowns in a single season. Gronkowski has 12 such games in his NFL career, including three in 2012.

MOST GAMES WITH 2+ TD RECEPTIONS/SEASON

8	Randy Moss (Patriots)	2007
7	Rob Gronkowski (Patriots)	2011
7	Cris Carter (Minnesota)	1995
7	Jerry Rice (San Francisco)	1987

GRONKOWSKI IS SECOND SINCE 2010 WITH 42 TOUCHDOWN RECEPTIONS

Gronkowski's 42 touchdown receptions since the start of the 2010 season are second behind Calvin Johnson's 45. Gronkowski's 43 overall touchdowns are fourth, behind Adrian Peterson (50), Arian Foster (49) and Calvin Johnson (45).

MOST TOUCHDOWNS RECEPTIONS BY A TIGHT END SINCE 2010

Player	Touchdowns
Rob Gronkowski	42
Jimmy Graham	36
Vernon Davis	28
Antonio Gates	27
Tony Gonzalez	26
Jason Witten	23

MOST TOUCHDOWN RECEPTIONS SINCE 2010

Player	Touchdowns
Calvin Johnson	45
Rob Gronkowski	42
Jimmy Graham	36
Dez Bryant	36



PATRIOTS OFFENSIVE NOTES

GRONKOWSKI HAS 12 CAREER 100-YARD GAMES

Gronkowski registered his 10th career-100-yard game in his first game back in 2013 when he caught 8 passes for 114 yards at the New York Jets on Oct. 20, 2013 and then added his second of the 2013 season and 11th of his career with a career-high nine receptions for 143 yards vs. Pittsburgh on Nov. 3, 2013. In Week 13 at Houston, Gronkowski had his 12th 100-yard game with 127 yards on six receptions. He has the team mark for the most 100-yard games by a tight end.

MOST 100-YARD GAMES BY A PATRIOTS TIGHT END

Player	100-Yard Games
Rob Gronkowski	12
Ben Coates	9

ALL IN THE FAMILY

Gronkowski grew up playing football against his brothers in the backyard. Two of his brothers have NFL playing experience. Dan Gronkowski, finished the 2011 season with Cleveland after spending part of the season with the Patriots. He also spent time with Detroit (2009) and Denver (2010). Chris is currently with San Diego after spending 2012 with Denver, 2010 with Dallas and 2011 with Indianapolis. The Gronkowskis are among 23 different sets of three brothers to have played in the NFL and join nine other families with at least three brothers in the NFL playing at the same time. (Dan is currently out of the NFL).

Family	Brothers	Yr. in NFL at Same Time
Gronkowski	Rob, Dan, Chris	2010-2011
Baldinger	Brian, Gary, Rich	1986-88, 90-92
Browner	Joey, Keith, Ross	1984-87
Olsen	Merlin, Phil, Orrin	1976
Saul	Rich, Bill, Ron	1970
Richardson	Gloster, Tom, Willie	1969
Rooney	Bill, Cobb, Joe	1924-27
Kinderdine	Hobby, Shine, Walt	1924
Nesser	Al, Frank, Fred, John, Phil, Ted	1921

GOOD FOR A FIRST DOWN

Rob Gronkowski's first catch of the 2013 season went 12 yards for a first down at the New York Jets (10/20/13) and Gronkowski finished with eight catches in the game for six first downs. The first down conversion is something that Gronk has mastered since his arrival in the league in 2010, as he leads all tight ends in first down conversion percentage during that time:

GRONKOWSKI'S FIRST DOWN EFFICIENCY:

Year	REC	Receiving FIRST DOWNS	PCT.
2010	42	30	0.714
2011	90	69	0.767
2012	55	45	0.818
2013	37	29	0.784
Totals	224	173	0.772

HIGHEST FIRST DOWN CONVERSION RATE BY NFL TIGHT ENDS SINCE 2010:

Team	Player	PCT.
NE	1. Rob Gronkowski	0.772
NO	2. Jimmy Graham	0.720
SD	3. Antonio Gates	0.687
HOU	4. Owen Daniels	0.680
BUF	5. Scott Chandler	0.659

IN GOOD COMPANY

In 2011, Rob Gronkowski joined Dallas Clark, Jimmy Graham, Tony Gonzalez and Todd Christensen, as the only tight ends in NFL history with 90-plus receptions, 1,000-plus yards and 10-plus touchdown receptions in a single season.

TIGHT ENDS WITH 90-PLUS RECEPTIONS, 1000-PLUS YARDS AND 10-PLUS

TOUCHDOWNS IN A SEASON

Player	Rec.	Yards	TDs	Year
Rob Gronkowski (NE)	90	1,327	17	2011
Jimmy Graham (NO)	99	1,310	11	2011
Dallas Clark (IND)	100	1,106	10	2009
Tony Gonzalez (KC)	96	1,058	10	2008
Todd Christensen (LAR)	92	1,247	12	1983

GRONKOWSKI IS TIED WITH GINO CAPPELLETTI FOR FOURTH ALL-TIME ON PATS TD RECEPTION LIST

Gronkowski's 23-yard touchdown in the first quarter at Houston on Dec. 1, 2013 was his 42nd career touchdown reception. He is now tied with Gino Cappelletti (42) for the fourth-most touchdown receptions in team history.

MOST PATRIOTS TOUCHDOWN RECEPTIONS/CAREER

67	Stanley Morgan
50	Ben Coates
	Randy Moss
42	Rob Gronkowski
42	Gino Cappelletti
39	Jim Colclough
38	Irving Fryar



STEVAN RIDLEY OVER 1,000 YARDS RUSHING IN 2012

Stevan Ridley reached 1,000 yards in 2012 to give New England its 15th 1,000-yard rushing season. He is the 12th Patriots player to reach 1,000 yards and his 1,263 yards was the fourth-most in franchise history.

PATRIOTS WITH 1,000 YARDS RUSHING IN A SEASON

Player	Yards	Year
Stevan Ridley	1,263	2012
BenJarvus Green-Ellis	1,008	2010
Corey Dillon	1,635	2004
Antowain Smith	1,157	2001
Robert Edwards	1,115	1998
Curtis Martin	1,160	1997
Curtis Martin	1,152	1996
Curtis Martin	1,487	1995
Leonard Russell	1,088	1993
John Stephens	1,168	1988
Craig James	1,227	1985
Tony Collins	1,049	1983
Sam Cunningham	1,015	1977
Jim Nance	1,216	1967
Jim Nance	1,458	1966



PATRIOTS OFFENSIVE NOTES

RIDLEY QUALIFIES FOR ALL-TIME TEAM IN RUSHING AVERAGE

Ridley has 555 rushing attempts for 2,477 yards for a 4.46- yard average to qualify for the team lead in rushing average.

HIGHEST AVERAGE RUSHING GAIN (CAREER) (450 ATTEMPTS)

Player	Average
Stevan Ridley	4.46, 2011-2013 (555-2,477)
Corey Dillon	4.22, 2004-06 (753-3,180)
Craig James	4.22, 1984-88 (585-2,469)
Kevin Faulk	4.17, 1999-11 (864-3,607)
Laurence Maroney	4.17, 2006-09 (582-2,430)



MATTHEW SLATER: LIKE FATHER LIKE SON

Matthew Slater is one of 10 sons of Hall of Fame members to be drafted in NFL history.

HALL OF FAME FATHERS WITH SONS DRAFTED IN THE NFL

Jackie Slater (class of 2001) – son, Matthew Slater (NE)

Bobby Bell (class of 1983) – son, Bobby Bell (NYJ)

Tony Dorsett (class of 1994) – son, Anthony Dorsett (HOU)

Bob Griese (class of 1990) – son, Brian Griese (DEN)

Russ Grimm (class of 2010) – son, Cody Grimm (TB)

Howie Long (class of 2000) – son, Chris Long (STL)

son, Kyle Long (CHI)

Bruce Matthews (class of 2007) – son, Jake Matthews (ATL)

Don Shula (class of 1997) – son, Mike Shula (TB)

Kellen Winslow (class of 1995) – son, Kellen Winslow (CLE)

MATTHEW AND JACKIE SLATER COMBINE FOR 10 PRO BOWLS

Matthew Slater was voted to his third straight Pro Bowl in 2013. His father, Jackie Slater, went to seven Pro Bowls. The Slater family's 10 combined Pro Bowls are the second most among father-son combinations to have been voted to at least one Pro Bowl each.

MOST FATHER AND SON PRO BOWL SELECTIONS

Players	Pro Bowls
Archie (2), Peyton (13) and Eli Manning (3)	18
Jackie (7) and Matthew Slater (3)	10

SLATER EMERGED AS A THREE-TIME CAPTAIN AND THREE-TIME PRO BOWLER ON SPECIAL TEAMS

Bill Belichick acknowledged Matthew Slater's role as a gunner on special teams: "Matt is one of the best in the league," Belichick said. "Any time the punt return team has to double somebody, that makes it one less guy they can use somewhere else in the return. He almost always draws two guys out there unless they're in an eight-man rush. Most of the time, there's two guys out there — fourth-and-short, where they're trying to protect the box — but he draws a lot of double teams, and deservedly so. He does an outstanding job of covering punts."

MATTHEW SLATER ON BILL BELICHICK

"Guys have really bought into what we're trying to do here and believing in the goals that we've set to accomplish. We try not to acknowledge all the noise and hype surrounding ballgames. We prepare ourselves to have success by the way we work day-in and day-out on the field and in the meeting room, but it definitely starts with our leadership on this team."



2011 FIRST ROUND PICK NATE SOLDER

It only took a day for Nate Solder to decide to change from his lifelong position of tight end to tackle after playing his freshman year at Colorado as a tight end. "My coaches came to me and said, 'You'd be an all right tight end, but you'd be an even better tackle,'" he told the Boston Globe. "I've always wanted to be great, so that's why I moved to tackle." He added over 30 pounds after his redshirt freshman season and was named the team's starting left tackle. He played in 2,540 of 2,542 offensive plays over the next three seasons at Colorado and became an immediate contributor on the Patriots offensive line at right tackle as a rookie before moving to left tackle.



JUDGE KEEPS AUTOGRAPHED PICTURE OF KENBRELL THOMPSON ON HIS DESK

Florida judge Dennis Murphy will never forget Kenbrell Thompson. This is especially true now, as Murphy keeps an autographed picture of Thompson on his desk from the rookie's playing days at El Camino Community College. The picture was a gift from Thompson, who has Murphy to thank for granting him special probation conditions after a drug charge in 2007 that allowed Thompson to leave his crime-riddled neighborhood in Miami, Fla. and attend El Camino. "I'm a firm believer in giving youth a chance to try and turn it around," Murphy told The Boston Globe. After being arrested seven times between the ages of 15 and 18, Thompson excelled at El Camino and went on to play at the University of Cincinnati en route to fulfilling his NFL dream. Thompson earned his degree from Cincinnati in criminal justice.



RB SHANE VEREEN SETS TEAM RECORD FOR RECEPTIONS AND RECEIVING YARDS BY A RUNNING BACK

Shane Vereen had 12 receptions for 153 yards vs. Cleveland on Dec. 8, 2013, setting a single-game franchise record for most receptions and most receiving yards by a running back. Vereen's 153 receiving yards topped the 53-year-old franchise running back record of 124 receiving yards, achieved by Dick Christy against the Oakland Raiders on Nov. 4, 1960. Vereen's 12 receptions topped the previous Patriots running back record of 11 receptions, achieved three times, most recently by Kevin Faulk on Sept. 3, 2000 against Tampa Bay.

MOST RECEIVING YARDS BY A PATRIOTS RUNNING BACK/SINGLE GAME

Player	Game	Yards
Shane Vereen	vs. Cleveland (12/08/13)	153
Dick Christy	vs. Oakland (11/04/60)	124
Joe Johnson	vs. Houston (11/25/60)	123

MOST RECEPTIONS BY A PATRIOTS RUNNING BACK/ SINGLE GAME

Player	Game	Rec.
Shane Vereen	vs. Cleveland (12/08/13)	12
Kevin Faulk	vs. Tampa Bay (09/03/00)	11
Leroy Thompson	vs. Minnesota (11/13/94)	11
Tony Collins	vs. Philadelphia (11/29/87)	11



PATRIOTS DEFENSIVE NOTES

VEREEN IS FOURTH NFL RUNNING BACK TO POST 150 YARDS RECEIVING IN A SINGLE GAME IN THE LAST 10 SEASONS

Player	Team	Yards
Brain Westbrook (2004)	Philadelphia	156
Jahvid Best (2010)	Detroit	154
Shane Vereen (2013)	Patriots	153
Matt Forte (2010)	Chicago	151



RYAN WENDELL LEADS THE NFL IN PLAY SNAPS IN 2012

Ryan Wendell played a league-high 1,249 snaps in 2012 and it helped earn him a spot on the USA Today All-Joe team in 2012. Said Wendell: "I think first it says a lot about the organization, our training staff and our strength training coaches, that they do everything they can all season and all off-season and during the spring to keep us healthy throughout the whole season. I think it says more about them than it does about me individually."



WHAT IS IN A NUMBER?

When Arrington was first making the transition from Hofstra to the NFL in 2008, he was assigned jersey No. 42. At that point in his career, he was cut by both the Eagles and Buccaneers.

When Arrington first arrived in New England as a practice squad player in 2009, he initially donned No. 27. But when No. 24 became available, a result of Jonathan Wilhite leaving in free agency after the 2010 season, Arrington pounced on it.

The reason is that it reflects how he's flipped his NFL fortunes – from a No. 42 struggling to hang on to a No. 24 who has carved out a role on a winning team.

Arrington moved from 24 to 25 in an agreement with Adrian Wilson in 2013 to accommodate the veteran's desire to keep the same jersey he had worn during his 12-year NFL career.



JAMIE COLLINS' JOURNEY

The road to the NFL has been anything but easy for linebacker and 2013 second-round draft pick Jamie Collins. The youngest of five siblings growing up in Meadville, Miss., Collins lost both of his parents when he was six years old and was raised by one of his sisters, who was in her mid 20s. Collins turned to football as an outlet to help him through the tough times. "It means a lot. It's my living," Collins told the *Boston Herald*. "It kept me on track." Collins' resiliency in dealing with adversity has made a lasting impact on fellow Mississippi native Stevan Ridley, who grew up 30 miles west of Meadville in Natchez, Miss., and got to know Collins through a family friend. "What I've known about him, he really has been a strong person," Ridley told the *Herald*. "Anybody that's gone through the thing that he's gone through and still find a way to be successful on the football field, you have to be mentally tough. That's what he's kind of done as a teammate here. He's come in here and accepted his role and did a pretty good job as a rookie."



HIGHTOWER WEARS TEDY BRUSCHI'S JERSEY #54

As a first round draft pick, Dont'a Hightower is used to high expectations. Hightower went to training camp with jersey #45 but was switched to jersey #54 prior to the start of his rookie year in 2012. Former LB Tedy Bruschi wore #54 for 13 seasons. Hightower understands the importance of the number and hopes to live up to its legacy. "I definitely feel honored to be able to wear this number," Hightower said. "I've read that Tedy didn't want it to be retired and he hoped another linebacker would come in and be able to wear this number and be able to play as well. I feel honored. Tedy was a great player, and he means a lot to this organization. I'm definitely proud to be able to wear this number."



2012 FIRST-ROUND PICK CHANDLER JONES FOLLOWS IN BROTHERS' FOOTSTEPS

Chandler Jones has two brothers, Arthur, a fifth-round NFL Draft selection by the Baltimore Ravens in 2010 (currently with the Indianapolis Colts), who was a Syracuse defensive tackle, and Jon "Bones" Jones, a UFC fighter and the reigning Lightweight Champion.



JONES IS PILING UP SACKS

Jones had three two-sack games in 2013 with two vs. Pittsburgh on Nov. 3 and two in both 2013 meetings against the New York Jets. He finished the 2013 season with 11½ sacks on the year. The Patriots have now had a player finish with 10 or more sacks in a season 15 times in team history.

PATRIOTS 10-PLUS SACK SEASONS

Sacks	Player	Year
12.0	Tony McGee	1977
10.0	Bobby Hamilton	1977
11.5	Tony McGee	1978
10.5	Tony McGee	1979
18.5	Andre Tippett	1984
16.5	Andre Tippett	1985
10.0	Garin Veris	1985
11.0	Garin Veris	1986
12.5	Andre Tippett	1987
11.0	Willie McGinest	1995
12.5	Mike Vrabel	2007
10.0	Tully Banta-Cain	2009
10.0	Mark Anderson	2011
10.0	Andre Carter	2011
11.5	Chandler Jones	2013



PATRIOTS DEFENSIVE NOTES

JONES HAD 17½ SACKS IN HIS FIRST TWO NFL SEASONS

Chandler Jones reached a single-season high in 2013 after reaching 11 ½ sacks in 2012. He had 6.0 sacks as a rookie in 2012.

MOST SACKS IN THE FIRST TWO SEASONS/PATRIOTS HISTORY

Player	Seasons	Sacks
Garin Veris	1985-86	21.0 (10.0, 11.0)
Chris Slade	1993-94	18.5 (9.0, 9.5)
Chandler Jones	2012-13	17.5 (6.0, 11.5)
Willie McGinest	1994-95	15.5 (4.5, 11)

JONES NAMED AFC DEFENSIVE PLAYER OF THE MONTH FOR NOVEMBER

Jones was named AFC Defensive Player of the Month for November in 2013 by the National Football League. It is the first time in his career that he has received the honor. Jones registered 16 total tackles and four sacks in the team's three November games to push his season total to 10 ½ sacks. The Patriots have now had a player finish with 10 or more sacks in a season 15 times. Jones has 17 ½ sacks (6 in 2012 and 11 ½ in 2013) in his first two NFL seasons, which ranks third in team history for most sacks in a player's first two seasons. Garin Veris had 21 and Chris Slade had 18 ½. Jones is the first Patriots player to earn an AFC Defensive Player of the Month honor since S Eugene Wilson was named AFC Defensive Player of the Month for September in 2004.



THIRD TEAM IS A CHARM FOR CHRIS JONES

Chris Jones had an early introduction to failure in the NFL. Taken behind 37 other defensive linemen in the 2013 NFL Draft, the defensive tackle was cut by two teams over a span of just 11 days. After selecting him in the sixth round with the 198th overall pick, the Houston Texans cut Jones on Aug. 31. Jones signed with the Tampa Bay Buccaneers on Sept. 1, but lasted only 10 days, as the Buccaneers released him on Sept. 10. Rather than be deterred by these early disappointments, however, Jones maintained a positive outlook when he signed with the Patriots on Sept. 11, and it has paid off in a big way. Thrust into a starting role after key injuries to the defensive line, Jones finished his rookie season with six sacks. Jones' sudden success may come as a surprise to some, but not to Dave Clawson, Jones' college coach at Bowling Green. Jones was part of Clawson's first recruiting class and blossomed into an All-American and two-time captain for the Falcons. "It's hard to talk about Chris without getting a little bit emotional," Clawson told the *Boston Herald*, "because he was that special of a player and person in our program."



MAYO A TACKLING MACHINE

Jerod Mayo had his fifth straight 100-tackle season and his second season with over 180 total tackles after finishing the season with 184 tackles in 2012, the fifth-highest single season tackle total in franchise history. Mayo's 184 tackles are second to the 193 he had in 2010. Mayo registered at least 10 tackles in 10 games, including a season-high of 20 vs. the New York Jets (10/28/12). He matched his career-best with 10 games with 10 tackles. In 2010 he also had 10 games with 10 or more tackles.



PATRIOTS SINGLE SEASON TACKLE LEADERS ALL-TIME

Year	Player	Tackles
1983	LB Clayton Weishuhn	229
1984	LB Steve Nelson	207
2010	LB Jerod Mayo	193
1980	LB Steve Nelson	186
2012	LB Jerod Mayo	184

MAYO TIES TEAM MARK

Jerod Mayo has led the Patriots in tackles for five straight seasons (2008-12), joining Vincent Brown and Steve Nelson as the only Patriots players to lead the team in tackles for five straight seasons. He currently is leading the team with 55 total tackles.

Most years Leading the Patriots in Tackles

5 Jerod Mayo (2008, 2009, 2010, 2011, 2012)
5 Vincent Brown (1991, 1992, 1993, 1994, 1995)
5 Steve Nelson (1979, 1980, 1982, 1984, 1985)

MAYO IS A YOUNG LEADER

Jerod Mayo learned knowledge and discipline are the keys to success while spending afternoons with his three brothers under the supervision of their grandfather, Walter Johnson, a retired Air Force veteran of 30 years. While Mayo's mother worked two jobs, Johnson taught the boys discipline, responsibility and the value of life. Those lessons helped Mayo develop a work ethic and demeanor that has earned him the nickname of "Old Soul" from his teammates. His leadership skills and talent helped him become only the second Patriot to be named AFC Rookie of the Year, earning that title in 2008 to join Michael Haynes (1976).

MAYO ON WHY THE PATRIOTS HAVE SUCCESS

Mayo, who served as a defensive co-captain for New England last season, says the team's continued success is a result of the entire organization working towards one common goal.

"If you want to be a good football team, you'll never be stuck in rush-hour traffic," says Mayo. "You are the first one here and the last one to leave. I think guys really buy into that, guys that come from other teams, I think they follow the lead of the bulk of this team."



PATRIOTS DEFENSIVE NOTES



DOUBLE TROUBLE: DB DEVIN McCOURTY

After being selected by the Patriots in the first round of the 2010 NFL Draft, DB Devin McCourty became part of a select group in league history. McCourty's identical twin brother, Jason, is a cornerback with Tennessee, selected in the sixth round of the 2009 NFL Draft. The two are the 12th set of twins to play in the NFL. Devin redshirted for the 2005 season and therefore was a year behind his brother in eligibility. McCourty is the second twin to suit up for the Patriots, after CB Kato Serwanga was a member of the team from 1998-2000. His twin brother, Wasswa, played for San Francisco and Minnesota from 1999-2001. According to McCourty's mother, the two can only be told apart by tiny scars on their faces left by chickenpox. The McCourty twins are one of two active sets of twins playing in the NFL.

[Current Twins Playing in the NFL](#)

Devin (NE) and Jason McCourty (TEN)

Maurkice (PIT) and Mike Pouncey (MIA)

McCOURTY POSTS SECOND-LONGEST KICKOFF RETURN IN FRANCHISE HISTORY

Devin McCourty had a 104-yard kickoff return for a touchdown in the first quarter vs. the Jets (10/21/12), the second longest kickoff return in team history. Ellis Hobbs has the longest in team history with a 108-yard return for a touchdown at the New York Jets on Sept. 9, 2007. McCourty was named AFC Special Teams Player of the Week for his performance.

[Longest Kickoff return in Patriots History](#)

Ellis Hobbs

108TD at New York Jets (09-09-07)

Devin McCourty

104TD vs. New York Jets (10-21-12)

IN GOOD COMPANY

Devin McCourty earned Associated Press All-Pro Second Team honors at safety for his performance in 2013. He also earned Second Team All-Pro Honors as a rookie in 2010 when he played cornerback. McCourty joins Pro Football Hall of Famers Rod Woodson and Ronnie Lott as the only NFL players to earn All-Pro honors at both safety and cornerback.



NINKOVICH LEADS NFL OVER LAST FOUR SEASONS WITH 11 FUMBLE RECOVERIES

Ninkovich has more opponent fumble recoveries (11) over the last four seasons (2010-2013) than any other NFL player. Chicago's Brian Urlacher (retired) and Vince Wilfork are second during that time with seven opponent fumble recoveries.



NINKOVICH: WHERE DID HE COME FROM?

Rob Ninkovich's journey to the Patriots was not easy. He entered the league as a fifth-round pick by the Saints in 2006 and was waived four times by New Orleans and Miami before landing in New England on Aug. 2, 2009. He spent the 2009 offseason trying to make the New Orleans team as a long snapper. Before coming to the Patriots, he had appeared in just eight games over three seasons. He doubled that total in his first year in New England, appearing in 15 games in 2009 and his role on the team has grown since, earning a starting role at linebacker in 2010 and 2011 before moving to a starting role on the defensive line in 2011.

NINKOVICH TIED CAREER-HIGH IN SACKS IN 2013

Ninkovich tied a career-high with 8.0 sacks in 2013. He also had 8.0 sacks in 2012. Ninkovich is the first Patriots player with back-to-back seasons with at least eight sacks since Willie McGinest in 1995 (11) and 1996 (9.5). He is the only player to accomplish the feat during Belichick's tenure as head coach in New England.

NINKOVICH SCORED AS A TE IN COLLEGE

Ninkovich played some at tight end in college at Purdue and caught two touchdown passes with a 2-yard touchdown pass from Buffalo QB Kyle Orton and a 1-yard touchdown pass from New York Giants QB Curtis Painter.



PATRIOTS DEFENSIVE NOTES

DB LOGAN RYAN AND DB DURON HARMON

CLASSMATES LOGAN RYAN AND DURON HARMON REUNITE IN NEW ENGLAND

Defensive backs Logan Ryan and Duron Harmon are used to learning a new system together. Five years ago, Ryan and Harmon began their college football careers together as members of the same recruiting class at Rutgers University and developed a close friendship during their four years in Piscataway, N.J. As fate would have it, Ryan and Harmon would begin their NFL journeys together as well when the Patriots selected the two defensive backs just eight picks apart in the third round of the 2013 NFL Draft. Reunited once again, the former Scarlet Knights are excited and eager to make their mark, just as they did five years ago at Rutgers. "We talked before the draft and said how good it would be to play on the same team again, and for it to happen again, it's exciting and it's a blessing," Harmon told the *Boston Globe*. "It's great [we're contributing], because at the end of the day you want to play, and to contribute to a team like this, it's fun."

RYAN RETURNS FIRST PICK FOR A TOUCHDOWN

Ryan returned his first NFL interception 79 yards for a touchdown in the first quarter at the New York Jets on Oct. 20, 2013. The last Patriots player to return their first career interception for a touchdown was Kyle Arrington in 2010 against the Green Bay Packers, when he took back a Matt Flynn pass 36 yards for a touchdown. The last rookie Patriots player to return their first career interception for a touchdown was James Sanders in 2005:

PATRIOTS PLAYERS TO RETURN THEIR FIRST CAREER INT FOR A TD

Season	Player	INT TD Yds
2013	Logan Ryan	79
2010	Gary Guyton	59
2010	Kyle Arrington	36
2005	James Sanders	39
2003	Asante Samuel	55
1999	Andy Katzenmoyer	59
1996	Willie McGinest	46
1992	Chris Singleton	82
1967	John Charles	35
1963	Jim Hunt	78
1961	Don Webb	27

RYAN RETURNS... TO SCHOOL

When Logan Ryan decided to leave Rutgers and enter the NFL Draft after his redshirt junior season in 2012, he made a promise to his parents that after his rookie year, he would return to school and earn his degree.

Ryan kept his promise and graduated in the spring of 2014 with a degree in labor relations and a minor in psychology.

"I committed to Rutgers, not only as a football player, but as a student, so I was going to make sure I finished that end too," Ryan told NJ.com.

"It's a big accomplishment in my life. I held my word to my parents and stuck with it and I'm fortunate. It took a lot of work, but I was able to go back and finish and walk in graduation."

RYAN'S FIRST NFL SACK RESULTS IN A FORCED FUMBLE

Ryan forced a fumble on his first NFL sack vs. Miami on Oct. 27, 2013, a week after returning his first career interception for a touchdown. Ryan strip-sacked Ryan Tannehill, forcing a fumble on a 10-yard sack that was recovered by Rob Ninkovich to give the Patriots possession at the Dolphins' 13-yard line in the third quarter. The play set up a 3-play, 13-yard drive that ended in Brandon Bolden's 2-yard touchdown run that tied the game at 17 in the third quarter. The play marked the second time in as many weeks that a Ryan turnover has led to Patriots points. The previous week against the New York Jets, Ryan scored on a 79-yard interception return for a touchdown.

LOGAN RYAN TIES FOR AFC LEAD IN INTERCEPTIONS AND IS FIRST AMONG ROOKIES IN 2013

Logan Ryan led all rookies in interceptions in 2013 and finished tied with Cleveland's Tashaun Gipson and Tennessee's Alterraun Verner for the AFC lead, marking the fourth straight year a Patriots rookie has been in the top two among all NFL rookies in interceptions. Tavon Wilson (4) was second in 2012. Sterling Moore (2) was second in 2011 and Devin McCourty (7) made the Pro Bowl after leading all rookies in 2010. In 2009, Darius Butler finished one shy of second place with three interceptions. This is also the second straight year the Patriots have finished first in team interceptions by rookies, after tying with Green Bay in 2012 with 7 (Tavon Wilson, 4 and Alfonzo Dennard, 3) and leading 2013 with 7 (Logan Ryan, 5 and Duron Harmon, 2).

2013

5	Logan Ryan, NE
4	Kiko Alonso, BUF
4	Eric Reid, SF

2012

6	Casey Hayward, GB
4	Janoris Jenkins, STL
4	Tavon Wilson, NE

2011

4	Richard Sherman, SEA
2	Marcus Gilchrist, SD
2	Joe Lefeged, IND
2	Sterling Moore, NE
2	Patrick Peterson, ARI
2	Jimmy Smith, BAL

2010

7	Devin McCourty, NE
6	Joe Haden, CLE



JOE VELLANO IS ONE OF FOUR FATHER-SON DUOS TO BE NAMED ALL-AMERICANS AT THE SAME DIVISION I SCHOOL

Joe Vellano and his father, Paul, are one of only four father-son duos to be named All-Americans at the same Division 1 school. Paul Vellano was drafted in the 14th round of the 1974 NFL Draft by the Chicago Bears and played in the World League in 1974 and 1975 for the Florida Blazers in 1974 and then with the San Antonio Wings in 1975 when the franchise relocated there.

Father/Son Duo	School
Paul and Joe Vellano	Maryland
Eli and Archie Manning	Mississippi
Kevin and Drew Butler	Georgia
Lee and Travis McGriff	Florida



WILFORK: REASONS FOR TEAM SUCCESS

Patriots Pro Bowl DL Vince Wilfork, who has served as a defensive captain for the Patriots for five straight seasons, says the team's continued success is a result of the entire organization working towards one common goal: "The Patriots are all about team, family and smart football players. They try to get good people here from coaches to guys who work in the front office to guys who put on this uniform. I think everybody has to have one goal in mind, and that's to be together. When you get an organization together that is seeking one goal, you can be pretty successful."



PATRIOTS SPECIAL TEAMS NOTES

K STEPHEN GOSTKOWSKI

GOSTKOWSKI LED NFL IN 2013 WITH 158 POINTS

Stephen Gostkowski finished first in the NFL in 2013 with 158 total points, a single-season career-high and a Patriots team record. His previous best was 153 points in 2012. Gostkowski surpassed the 155 total points scored by Gino Cappelletti in 1964.

Patriots Record for Most Points in a Season

158 Stephen Gostkowski, 2013

155 Gino Cappelletti, 1964 (includes 7 TDs)

153 Stephen Gostkowski, 2012

148 Stephen Gostkowski, 2008

147 Gino Cappelletti, 1961

143 Stephen Gostkowski, 2011



NFL Record for Most Points by a Kicker

166 David Akers (San Francisco) in 2011

164 Gary Anderson (Minnesota) in 1998

163 Jeff Wilkins (St. Louis) in 2003

161 Mark Moseley (Washington) in 1983

158 Stephen Gostkowski (New England) in 2013

157 Mike Vanderjagt (Indianapolis) in 2003

153 Stephen Gostkowski (New England) in 2012

GOSTKOWSKI IS ONE OF JUST SIX PLAYERS TO LEAD LEAGUE IN SCORING FOR AT LEAST THREE SEASONS

Gostkowski led the NFL with 158 total points in 2013, topping Denver's Matt Prater's total of 150. Gostkowski led the NFL in scoring in 2008 with 148 points and in 2012 with 153 points and with his NFL-leading 158 points in 2013 he is one of six players to lead the NFL in scoring for at least three seasons.

NFL Record for Most Seasons Leading the League in Scoring

5 Don Hutson Green Bay (1940-44)

5 Gino Cappelletti Patriots (1961, 1963-66)

3 Stephen Gostkowski (2008, 2012, 2013)

3 Earl Clark, Portsmouth (1932), Detroit (1935-36)

3 Pat Harder, Chicago Cardinals (1947-49)

3 Paul Hornung, Green Bay (1959-61)

GOSTKOWSKI BREAKS HIS OWN TEAM RECORD FOR MOST FIELD GOALS IN A SEASON IN 2013

Gostkowski tied for the NFL lead with Baltimore's Justin Tucker with 38 field goals in 2013. Gostkowski 38 field goals broke his own franchise record for most field goals in a season. He originally set the franchise record with 38 field goals in 2008.

MOST FIELD GOALS MADE IN A SEASON/PATRIOTS

Player	Field Goals	Year
Stephen Gostkowski	38	2013
Stephen Gostkowski	36	2008
Tony Franklin	32	1986
Adam Vinatieri	31	2004
Adam Vinatieri	31	1998

GOSTKOWSKI HAD SECOND BEST FIELD GOAL PERCENTAGE IN A SEASON IN 2013

Gostkowski made 38-of-41 field goal attempts for a 92.7 field goal percentage in 2013, the second-best percentage for a single season in team history.

PATRIOTS BEST FIELD GOAL PCT./SEASON

(Minimum 30 Attempts)

Player	Years	FGM	FGA	Pct.
Adam Vinatieri	2004	31	33	.939
Stephen Gostkowski	2013	38	41	.927
Stephen Gostkowski	2008	36	40	.900
Adam Vinatieri	2002	27	30	.900

GOSTKOWSKI HAD SECOND BEST FIELD GOAL PERCENTAGE IN A SEASON IN 2013

MOST FIELD GOALS MADE IN A SEASON/NFL

Player	Field Goals	Year
David Akers (San Francisco)	44	2011
Neil Rackers (Arizona)	40	2005
Olindo Mare (Miami)	39	1999
Jeff Wilkins (St. Louis)	39	2003
Stephen Gostkowski (Patriots)	38	2013
Justin Tucker (Baltimore)	38	2013

EVEN STEPHEN

Since joining the Patriots as a fourth-round draft choice in 2006, Gostkowski has connected on 85.6 percent of his regular-season field goal attempts (208-for-243), achieving the best field goal percentage in Patriots history.

PATRIOTS ALL-TIME LEADERS / FIELD GOAL PCT.

(Minimum 50 Attempts)

Player	Years	FGM	FGA	Pct.
Stephen Gostkowski	2006-13	208	243	.856
Adam Vinatieri	1996-05	263	321	.819
Matt Bahr	1993-95	55	72	.764

GOSTKOWSKI BECOMES THIRD PATRIOTS PLAYER TO REACH 1,000 POINTS

Gostkowski became the third Patriots player to reach 1,000 points when he reached the milestone at Baltimore on Dec. 22, 2013.

MOST POINTS/PATRIOTS HISTORY

Player	Points
Adam Vinatieri (1996-05)	1,158
Gino Cappelletti (1960-70)	1,130
Stephen Gostkowski (2006-13)	1,023
John Smith (1974-83)	692

GOSTKOWSKI REACHES 1,000 POINTS IN HIS 119TH GAME

Stephen Gostkowski [1,023] reached the 1,000 point mark in only his 119th career game. He is the only kicker in NFL history to reach 1,000 career points in less than 120 career games played. The kickers who needed the next fewest games to reach the century mark are Mike Vanderjagt (126), Jason Elam (132), Ryan Longwell (136) and Jan Stenerud (136):

KICKERS TO REACH 1,000 POINTS IN FEWEST GAMES:

Player	Points	Games
Stephen Gostkowski	1,009	119
Mike Vanderjagt	1,004	126
Jason Elam	1,003	132
Ryan Longwell	1,002	136
Jan Stenerud	1,002	136



PATRIOTS SPECIAL TEAMS NOTES

GOSTKOWSKI FIFTH- BEST EVER IN FG PCT.

Stephen Gostkowski's 85.6 field goal percentage is fifth-best among NFL kickers all-time.

Player	Years	FGM	FGA	Pct.
Mike Vanderjagt	1998-06	230	266	86.5
Nate Kaeding	2004-12	181	210	86.2
Robbie Gould	2005-13	234	272	86.0
Rob Bironas	2005-13	239	279	85.7
Stephen Gostkowski	2006-13	208	243	85.6
Shayne Graham	2001-13	247	289	85.5
Matt Bryant	2002-13	257	303	84.8
Phil Dawson	1999-13	231	337	84.5

GOSTKOWSKI HAS MOST 50-YARD FIELD GOALS IN TEAM HISTORY

Gostkowski is now 12-of-16 from 50 yards or more as a member of the Patriots and has the most 50-yard field goals in New England history.

PATRIOTS RECORD FOR MOST 50 YARD FIELD GOALS

Player	Years	FGM	FGA	Pct.
Stephen Gostkowski	2006-13	12	16	75.0
Adam Vinatieri	1996-2005	8	17	47.1
Tony Franklin	1984-87	3	6	50.0

GOSTKOWSKI IS FIRST PATRIOTS PLAYER TO KICK TWO 50-YARD FIELD GOALS IN THE SAME GAME

Gostkowski drilled a 51-yard field goal in the third quarter and a 53-yarder in the fourth quarter vs. Arizona on Sept. 16, 2012 and then connected on two 53-yard field goals at Houston on Dec. 1, 2013. He is the first Patriots player to have two 50-yard field goals in the same game.

GOSTKOWSKI KICKS A CAREER-LONG 54- YARD FIELD GOAL VS. NEW ORLEANS

Gostkowski connected on a career-long 54-yard field goal in the third quarter vs. New Orleans (10/13/13). His previous long was a 53-yard field goal, which he has done five times - vs. Tampa Bay (9/22/13), vs. Arizona (9/16/12), at Denver (10/11/09) and two times at Houston (12/01/13).

GOSTKOWSKI HAS MOST 50-YARD FIELD GOALS MADE IN A SEASON FOR THE PATRIOTS

Gostkowski was 5-of-6 on 50 yard field goals in 2013. The five field goals of 50 or more yards are the most by a Patriots player in a single season. Matt Bahr (2 in 1995), Greg Davis (2 in 1989), Tony Franklin (2 in 1985), Adam Vinatieri (2 in 1998) and Gostkowski (2 in 2009 and 2012) had two in a season. The NFL record for most successful 50 yard field goals in a season is 10 by Blair Walsh in 2012 with Minnesota.

GOSTKOWSKI REACHED 200 FIELD GOALS

Stephen Gostkowski's 50-yard field goal in the fourth quarter vs. Cleveland on Dec. 8, 2013 was his 200th field goal for the Patriots, joining Adam Vinatieri (262) as the only players in Patriots history with 200 or more field goals. Gostkowski now has 208 career field goals.

GOSTKOWSKI NAMED AFC SPECIAL TEAMS PLAYER OF THE MONTH FOR OCTOBER IN 2013

Gostkowski was named AFC Special Teams Player of the Month for October by the National Football League in 2013. It is the second time in his career that he has received the AFC Special Teams Player of the Month honor. He received the award for the first time for the month of October in 2008. Gostkowski was a perfect 9-of-9 on field goal attempts in the month of October, including a career-long of 54 yards in the 30-27 win vs. New Orleans on Oct. 13. He totaled 36 of the Patriots' 90 points for the month.

GOSTKOWSKI CLUTCH IN FOURTH QUARTER

Gostkowski extended his streak to 24 straight fourth quarter field goals with a 35-yard field goal in the fourth quarter vs. Buffalo on Dec. 29, 2013. For his career, Gostkowski is 63-of-65 on field goals in the fourth quarter.

GOSTKOWSKI SETS TEAM MARK BY SCORING IN HIS 107th CONSECUTIVE GAME

Gostkowski has now scored at least one point in 107 games, a franchise record. He broke a tie with Adam Vinatieri and John Smith for the all-time lead with 102 consecutive games scoring in the win vs. Denver on Nov. 24, 2013.

Patriots Record for Most Consecutive Games Scored

107 Stephen Gostkowski (12/17/06-present)

101 Adam Vinatieri (11/24/96-12/29/02)

101 John Smith (09/28/75-10/02/80)

GOSTKOWSKI HAS FIVE CAREER GAME-WINNING FIELD GOALS

Stephen Gostkowski hit a game-winning 53-yard field goal with 3:12 remaining in regulation to cap the Patriots' 34-31 comeback win at Houston on Dec. 1, 2013. The game-winner was the fourth of Gostkowski's regular-season career (he has one in the playoffs). The game-winner vs. Denver on Nov. 24, 2013 was Gostkowski's second career overtime game winner, joining his winning boot against Baltimore at Gillette Stadium on Oct. 17, 2010 (which also came with 1:56 remaining in overtime).

GOSTKOWSKI'S CAREER GAME-WINNING FIELD GOALS

TIME LEFT	DISTANCE	FINAL SCORE	OPP	DATE
3:12 4th	53	34-31	HOU	12/01/2013
1:56, OT	31	34-31	DEN	11/24/2013
0:05, 4th	35	23-21	BUF	09/08/2013
1:56, OT	35	23-20	BAL	10/17/2010
1:10, 4th	31	24-21	SD	01/14/2007*

*Postseason

GOSTKOWSKI IS FOURTH IN NFL HISTORY FOR MOST CONSECUTIVE EXTRA POINTS

Stephen Gostkowski is fourth in the NFL for most consecutive extra points in NFL history.

Most Consecutive (Kicking) Points After Touchdown

422 Matt Stover, Baltimore, 1996-2008; Indianapolis, 2009

371 Jason Elam, Denver, 1993-2002

371 Jeff Wilkins, St. Louis, 1999-2007

360 Stephen Gostkowski, New England, 2006-present

359 Jay Feely, Atlanta, 2002-04; N.Y. Giants, 2005-06; Miami, 2007; N.Y. Jets,

2008-09; Arizona, 2010-present



PATRIOTS REFERENCE NOTES

PATRIOTS HAVE THE MOST RUSHING TOUCHDOWNS IN THE NFL SINCE 2003

As of the end of the 2013 regular season, the Patriots have more regular season rushing touchdowns than any other NFL team over the last 10 years. Since 2003, the Patriots are one of only two teams (San Diego Chargers) to average more than one rushing touchdown per game, with 198 scores in 176 games. The ground game kept up its torrid pace in 2013, finishing first in the AFC with 19 rushing touchdowns in 16 games.

RUSHING TOUCHDOWNS SINCE 2003 (REGULAR SEASON)

New England	198
San Diego	190
Minnesota	174
Kansas City	173
Carolina	166
N.Y. Giants	166

ANNUAL ACHIEVEMENT

The Patriots won more than half of their games for the 13th straight year after reaching nine wins with the 34-31 win at Houston on Dec. 1, 2013. They are the first team to win more than half of their games in 13 straight seasons since free agency began in 1993. The Patriots are the third team to win more than half of their games in 13 straight seasons since the 1970 AFL-NFL merger, joining the 49ers (16 straight from 1983-1998) and the Cowboys (16 straight from 1970-1985).

MOST CONSECUTIVE WINNING SEASONS (since 1970 merger)

San Francisco (1983-98)	16
Dallas (1970-85)	16
New England (2001-13)	13
Oakland (1970-80)	11

MOST CONSECUTIVE WINNING SEASONS ALL-TIME

Dallas (1966-85)	20
San Francisco (1983-98)	16
Oakland (1965-80)	16
Chicago (1930-44)	15
Green Bay (1934-47)	14
New England (2001-13)	13
Cleveland (1957-69)	13

PATRIOTS HAVE THE MOST 9+ WIN SEASONS SINCE 2001

The Patriots are the only team in the NFL to have recorded nine or more wins in each of the last 13 seasons.

MOST SEASONS OF 9+ WINS SINCE 2001

New England	13
Indianapolis	11
Baltimore	9
Green Bay	9
Pittsburgh	9
Philadelphia	9

PATRIOTS WIN 10 FOR THE 11th STRAIGHT YEAR

New England has reached at least 10 regular-season wins for 11 consecutive seasons, joining San Francisco (16) as the only teams to accomplish the feat.

Team	Years	Consecutive Seasons with 10+ Wins
San Francisco	1983-1998	16
New England	2003-present	11
Indianapolis	2002-2010	9

PATRIOTS FORCE TURNS

The Patriots lead the NFL with a +156 turnover margin since the 1994 season. The Patriots finished first in the NFL with a +25 turnover margin in 2012.

NFL TURNOVER MARGIN SINCE 1994

Rank	Team	Turnover Margin
1.	New England	+156
2.	Kansas City	+96
3.	Green Bay	+75

WHAT'S THE POINT?

During the past 14 seasons, the Patriots defense has always ranked higher in fewest points allowed than in yards allowed except for 2007 when both ranked fourth. The Patriots finished 10th in the NFL with 22.1 points allowed per game in 2013.

	<u>Avg. Points Allowed</u>	<u>Avg. Yds Allowed</u>
2013	21.1 (10)	373.1. (26)
2012	20.7 (9t)	373.3 (25)
2011	21.4 (15)	411.1 (31)
2010	19.6 (8)	365.5 (25)
2009	17.8 (5)	320.2 (11)
2008	19.3 (8)	309.0 (10)
2007	17.1 (4)	288.3 (4)
2006	14.8 (2)	294.4 (6)
2005	21.1 (17)	330.2 (26)
2004	16.3 (2t)	310.6 (9)
2003	14.9 (1)	291.6 (7)
2002	21.6 (17)	336.1 (23)
2001	17.0 (6)	334.5 (24)
2000	21.1 (17)	334.6 (20)

NFL'S BEST ROAD WARRIORS

Since the start of the 2000 season, the Patriots have the best regular-season road record at 73-39 (.652).

TEAM	RECORD	PCT.
New England	73-39	.652
Philadelphia	70-41-1	.629
Indianapolis	68-44	.607
Pittsburgh	64-48	.571

DIVISIONAL DOMINANCE I

The Patriots have the highest winning percentage in division games from November until the end of the season since 2002.

Team	W	L	T	Pct.
New England	32	8	0	.800
Indianapolis	33	10	0	.767
San Diego	31	11	0	.738
Pittsburgh	33	14	0	.702
Green Bay	32	14	1	.691



PATRIOTS REFERENCE NOTES

DIVISIONAL DOMINANCE II

The New England Patriots own a 63-17 (.788) record in regular season AFC East games since the beginning of the 2001 season, compiling the best intra-division record of any team in the NFL.

NFL'S TOP DIVISIONAL RECORDS SINCE 2001

Team	W	L	T	Pct.
New England Patriots	63	17	0	.788
Indianapolis Colts	57	23	0	.713
Green Bay Packers	56	23	1	.706
Pittsburgh Steelers	57	25	0	.695

AFC EAST DIVISIONAL RECORDS SINCE 2001

Team	W	L	T	Pct.	Div. Titles	Years
New England	63	17	0	.788	11	2001, 03-07, 09-13
New York Jets	39	41	0	.488	1	2002
Miami	33	47	0	.413	1	2008
Buffalo	26	54	0	.325	0	—

NOTES: The Indianapolis Colts were members of the AFC East in 2001 and compiled a 3-5 divisional record that season. In 2002, the Patriots and Jets both finished with a 9-7 overall record and a 4-2 divisional record, but the Jets claimed the division title by virtue of having a better record against common opponents. In 2008, the Patriots and Dolphins both finished with an 11-5 overall record and a 4-2 divisional record, but Miami qualified for the playoffs due to a better conference record (8-4 to 7-5).

STRONG IN THE SECOND HALF

Since 2001, the Patriots have done a remarkable job of finishing the season strong, compiling an NFL-best 80-20 (.800) record in games on or after Thanksgiving.

PATRIOTS BEFORE AND AFTER THANKSGIVING SINCE 2001

Season	Pre-Thanksgiving	Post-Thanksgiving	Overall
2001	5-5 (.500)	9-0 (1.000)	14-5*
2002	6-5 (.545)	3-2 (.600)*	9-7
2003	9-2 (.818)	8-0 (1.000)	17-2*
2004	9-1 (.900)	8-1 (.889)	17-2*
2005	6-4 (.600)	5-3 (.625)	11-7*
2006	7-3 (.700)	7-2 (.777)	14-5*
2007	10-0 (1.000)	8-1 (.889)	18-1*
2008	7-4 (.636)	4-1 (.800)	11-5
2009	7-3 (.700)	3-4 (.429)	10-7*
2010	8-2 (.800)	6-1 (.857)*	14-3*
2011	7-3 (.700)	8-1 (.889)	15-4*
2012	7-3 (.700)	6-2 (.750)*	13-5*
2013	8-3 (.727)	5-2 (.833)	13-5*
Totals	96-38 (.716)	80-20 (.800)	176-58

*-Includes playoffs ^Includes games played on Thanksgiving

BEST RECORDS IN GAMES PLAYED ON OR AFTER THANKSGIVING SINCE 2001

(Includes regular-season and playoff games)

Team	W	L	T	Pct.
New England	80	20	0	.800
Pittsburgh	63	30	0	.677
San Diego	53	31	0	.631
Philadelphia	57	35	0	.619
Green Bay	57	35	0	.619

NFL'S BEST AT HOME

Since their state-of-the-art facility opened at the beginning of the 2002 season, the Patriots own the NFL's best record at home overall. The Patriots own an overall record of 81-15 (.844) at Gillette Stadium in regular season games and a 92-18 (.835) record including playoffs.

BEST HOME RECORDS SINCE 2002 (including playoffs)

Team	W	L	T	Pct.
New England	92	18	0	.835
Baltimore	75	25	0	.750
Indianapolis	79	27	0	.745
Pittsburgh	74	29	1	.716
Seattle	73	31	0	.702
Green Bay	69	34	1	.668
Denver	66	36	0	.647
San Diego	65	36	0	.644
Atlanta	62	38	0	.620

PATRIOTS ARE SHARP AT GILLETTE

The Patriots concluded a 20-game home winning streak with a 24-20 loss to the New York Giants on Nov. 6, 2011. It was the longest home win streak in team history. The Patriots own an overall record of 81-15 (.844) at Gillette Stadium in regular season games.

Teams with the highest winning percentage at a stadium since 1970 (minimum 25 games):

Team	Stadium	W-L-T	WIN PCT.
New England	Gillette Stadium	81-15-0	.844
Miami	Orange Bowl	101-22-1	.819
Minnesota	Metropolitan Stadium	64-23-1	.733
LA Rams	Memorial Coliseum	53-20-2	.726
Pittsburgh	Heinz Field	75-28-1	.726

LONGEST HOME WINNING STREAK / PATRIOTS HISTORY (REG. SEASON)

Streak	First Win	Last Win
20	Dec. 12, 2008	Oct. 16, 2011
18	Dec. 29, 2002	Sept. 8, 2005
12	Nov. 26, 2006	Sept. 7, 2008
10	Sept. 18, 1976	Oct. 30, 1977



PATRIOTS

In The Playoffs

PATRIOTS CLINCH PLAYOFF SPOT FOR 15th TIME IN KRAFT'S 20 YEARS OF OWNERSHIP

New England has qualified for the playoffs 21 times in its 54-year history. The Patriots have earned 15 of those playoff berths in the 20 seasons since Robert Kraft purchased the team in 1994. New England has won 13 AFC East crowns under Kraft's leadership. The franchise has 16 division crowns overall (15 AFC East crowns) and has qualified as a Wild Card team on four occasions (1998, 1994, 1985 and 1976). The Patriots also qualified for the playoffs in 1982 as part of a 16-team tournament following a players' strike.



PATRIOTS PLAYOFF TRENDS (since the 1970 merger)

Patriots Playoff Trends (Since NFL Merger in 1970)

All Time (24-17)

vs. AFC	21-13
vs. NFC	3-4
Home	15-4
Away	6-9
Leading at Halftime	19-4
Trailing at Halftime	3-11
Tied at Halftime	2-2
Leading After 3 Quarters	19-4
Tied After 3 Quarters	2-0
Trailing After 3 Quarters	3-13
Decided by 7 Points or Less	9-8
Decided By 3 Points or Less	7-3
When Scoring First	18-7
When Not Scoring First	6-10
Positive Turnover Ratio	17-1
Even Turnover Ratio	3-4
Negative Turnover Ratio	4-12
Winning or Even Penalty Ratio	19-2
Losing Penalty Ratio	5-15
With a 100-Yard Rusher	8-0
Without a 100-Yard Rusher	16-17
With a 100-Yard Receiver	10-5
Without a 100-Yard Receiver	14-12
When Allowing a 100-Yard Rusher	2-5
When Not Allowing a 100-Yard Rusher	22-12
When Allowing a 100-Yard Receiver	6-8
When Not Allowing a 100-Yard Receiver	18-9
With a 300-Yard Passer	4-2
Without a 300-Yard Passer	20-15
Allowing a 300-Yard (net) Passer	6-2
Not Allowing a 300-Yard (net) Passer	18-15

ANNUAL ACHIEVEMENTS

The Patriots won more than half of their games for the 13th straight year with a 12-4 record in 2013. They are the first team to win more than half of their games in 13 straight seasons since free agency began in 1993.

The Patriots are the third team to win more than half of their games in 13 straight seasons since the 1970 AFL-NFL merger, joining the 49ers (16 straight from 1983-1998) and the Cowboys (16 straight from 1970-85).

The Patriots have now won nine or more games in 17 of the 20 seasons Robert Kraft has owned the team.

MOST CONSECUTIVE WINNING SEASONS (Since 1970 merger)

San Francisco 49ers (1983-98)	16
Dallas (1970-85)	16
New England (2001-13)	13
Oakland (1970-80)	11

MOST 9-WIN SEASONS SINCE 2001

The Patriots are the only team in the NFL to have recorded nine or more wins in each of the last 13 seasons.

MOST SEASONS OF 9+ WINS SINCE 2001

New England	13
Indianapolis	11
Baltimore	9
Green Bay	9
Philadelphia	9
Pittsburgh	9

PATRIOTS WIN 10+ FOR THE 11th STRAIGHT YEAR

New England reached at least 10 regular-season wins for the 11th consecutive season in 2013. San Francisco (16) is the only other team to accomplish the feat.

MOST SEASONS OF 10+ WINS SINCE 2001

Team	Years	Consecutive Seasons With 10+ Wins
San Francisco	1983-1998	16
New England	2003-13	11

PATRIOTS NEAR THE TOP WITH 28 WINNING SEASONS SINCE THE NFL MERGER

The Patriots have 28 winning seasons since the 1970 merger.

MOST WINNING SEASONS THE 1970 MERGER

1. Pittsburgh	31
2. Dallas	29
Miami	29
4. New England	28
5. Minnesota	27
6. Denver	26
San Francisco	26

PATRIOTS EARN NUMBER TWO SEED IN AFC PLAYOFF FIELD IN 2013

With the New England Patriots' 34-20 victory over Buffalo (12/29/13) in the 2013 season finale, the Patriots earned the number two seed in the AFC playoff field. The Patriots have advanced to the Super Bowl in four of the six seasons (1978, 1996, 2001, 2004, 2011, and 2013) that they have earned the two seed, winning in two (2001 and 2004) of those three appearances.

PATRIOTS SET NFL MARK FOR MOST FIRST-ROUND BYES; BECOME FIRST AFC TEAM TO EARN FOUR STRAIGHT

The Patriots earned a first-round bye in the 2013 NFL playoffs and lead the NFL with nine first-round byes since the current NFL playoff format was instituted in 1990. The Patriots earned a first-round bye for the fourth consecutive season, becoming the third NFL team to record four straight byes and the first AFC team to do so, joining Dallas and San Francisco, who did so from 1992 through 1995.

MOST SEASONS EARNING A BYE SINCE 12-TEAM PLAYOFF FORMAT IN 1990

New England	9
Pittsburgh	8
San Francisco	8
Denver	6

PATRIOTS EARNED ANOTHER FIRST-ROUND BYE

The Patriots secured a first round playoff bye for the eighth time since 2001—a quantity unmatched by any team in the NFL in the last 13 years. During that time, the Chicago Bears and Pittsburgh Steelers have locked up a bye four times and the Indianapolis Colts and Philadelphia Eagles have earned a first-round pass three times.

MOST SEASONS EARNING A BYE SINCE 2001

New England	8
Chicago	4
Pittsburgh	4
Atlanta	3
Indianapolis	3
Philadelphia	3



PATRIOTS FOOTBALL Network

The **Patriots Football Network (PFN)** is the full portfolio of media offerings from the three-time Super Bowl Champion New England Patriots. PFN provides Patriots content produced both in-house and with media partners spanning print, television, radio and the Internet.

PATRIOTS ALL ACCESS

The Emmy-Award winning "Patriots All Access" airs weekly throughout the season on WBZ, Channel 4 in Boston and regional affiliates. Patriots All Access features exclusive, behind-the-scenes access and in-depth weekly features on Patriots players and personnel. Hosted by WBZ's Steve Burton, the show features weekly sit-downs with Coach Bill Belichick, including the popular "Belestrator" segment where the coach breaks down upcoming opponents.

Patriots All-Access airs Fridays from 7:00 - 8:00 p.m. on **WBZ-TV** and Sunday from 9:00 a.m. - 10:00 a.m. on **TV 38 - Boston, MA; WWLP in Springfield, MA; WCAX in Burlington, VT; WVII in Bangor, ME; WMTW in Portland, ME; WCTX in Hartford, CT and WPRI in Providence, RI.**

Check your local listings for airtime.



TOTALLY PATRIOTS



Totally Patriots is a unique, one of a kind Patriots show aimed for the next generation of Patriots fans. This weekly, youth oriented football show allows school aged fans unprecedented access to their favorite players, enabling them to ask questions in a relaxed, informal setting. It airs on TV-38 on Saturday at morning 10 a.m.

PATRIOTS TODAY AND PATRIOTS THIS WEEK

PATRIOTS TODAY: Available daily at Patriots.com.

PATRIOTS THIS WEEK: Saturdays 10:30 p.m. on Comcast Sports Net.

Patriots Today gives fans a daily, in-depth look at the club that is unmatched by any other outlet. Hosted by Jackie Brittain with daily reports from Brian Lowe and twice-weekly analysis from PFN's Paul Perillo. Patriots Today produces multiple segments each day during the season, with upwards of 45 minutes of up-to-the minute Patriots news, information and analysis throughout the day. Patriots Today is the only place fans can watch complete broadcasts of full-length press conferences on a daily basis, plus daily locker room uncut segments. Every Saturday at 10:30 p.m. on Comcast Sports Net, Scott Zolak will bring you *Patriots This Week*, providing a thorough recap of each week's developments.

PATRIOTS.COM

NEWS

Patriots.com features daily updates and exclusive content from the writers of Patriots Football Weekly, offering everything from breaking news to player features and the popular "Ask PFN" postings.

VIDEO

The first professional sports team website to offer streaming video provides Patriots fans with a variety of exclusive video content. Visitors can choose their channel and watch exclusive video from news to cheerleaders. Patriots.com also features video of every Patriots press conference, including postgame press conferences and Coach Belichick's weekday media updates.

AUDIO

Patriots Web Radio programming is available exclusively on Patriots.com beginning at noon each day, Monday through Friday. Kicking off the programming lineup is PFN In Progress, a daily online program that features candid commentary from the writers of Patriots Football Weekly. Following PFN In Progress is Patriots Playbook, hosted by John Rooke, featuring items from around the NFL. Fantasy Football Champs and Football Nation round out the Patriots.com radio lineup. Patriots.com also offers streaming audio of every Patriots press conference, as well as archives of Patriots.com Radio shows and exclusive podcasts.

WEEI

WEEI Sports Radio broadcasts Patriots Monday each week, offering fans unique insight and analysis from Coach Belichick and Tom Brady in addition to other Patriots players. WEEI will broadcast Patriots Monday live from Gillette Stadium each Monday, kicking off with Dennis & Callahan at 6:00 a.m.

PATRIOTS FRIDAY ON WAAF

WAAF broadcasts Patriots Friday each week, offering fans a look ahead at the weekend's game, match ups and rivalries. Various Patriots players will be featured on air. WAAF will broadcast Patriots Fridays each week throughout the season with Greg Hill from the Hill-Man Morning Radio Show.

98.5 THE SPORTS HUB PATRIOTS RADIO NETWORK

A new era in Patriots Radio history began in 2009, with the move of the game broadcasts to 98.5 FM, Boston's Sports Hub. The transition to Boston's new all-sports radio station insures that Patriots fans will continue to hear every kick, block and tackle in stereo, and without static, in crystal-clear FM quality. Fans all over New England will be able to listen in to any of 37 stations on the Safety Insurance 98.5 The Sports Hub Patriots Radio Network, starting with Patriots Preview three hours before kickoff, and capped off with Patriots Postgame for three hours after the final gun.



FLAGSHIP STATION

WBZ-FM...Boston	98.5 FM
Massachusetts	
WBZ-FM...Boston	98.5 FM
WAGY...Springfield	102.1 FM
WBEC...Pittsfield	1420 AM
WPKZ...Fitchburg	1280 AM
WNAW...North Adams	1230 AM
WBSM...New Bedford	1420 AM
WPVQ...Greenfield	95.3 FM
WSAR...Fall River	1480 AM
WWFX...Worcester	100.1 FM
WXTK...Hyannis	95.1 FM
WMRC...Milford	1490 AM
Maine	
WBLM...Portland	102.9 FM
WEBB...Augusta	98.5 FM
WEZQ...Bangor	92.9 FM
WEGP...Presque Isle	1390 AM

Connecticut

WTIC...Hartford	1080 AM
WINY...Putnam	1350 AM
WMOS...New London	102.3 FM
WGCH...Greenwich	1490 AM
WINE...Brookfield	940 AM

New Hampshire

WFNQ...Nashua	106.3 FM
WPKQ...North Conway	103.7 FM
WSAK...Hampton	102.1 FM
WSHK...Portsmouth/Dover	105.3 FM
WNNH...Concord	99.1 FM
WLNH...Laconia	98.3 FM
WEMJ...Laconia	1490 AM
WINQ...Keene	98.7 FM
WXXX...Lebanon	100.5 FM

Vermont

WCPV...Burlington	101.3 FM
WDVT...Rutland	94.5 FM
WKE...Newport	1490 AM
WKVT...Brattleboro	92.7 FM
WRFK...Barre/Montpelier	107.1 FM
WSTJ...St. Johnsbury	1340 AM

Rhode Island

WPRD...Providence	630 AM
WEAN...Providence	99.7 FM

New York

WUSP...Utica	95.5 FM
WUSP...Utica	1550 AM
WRCK...Utica	1480 AM
WPUT...Brewster	1510 AM



SECOND WINNINGEST PRO SPORTS TEAM SINCE 1994

PATRIOTS ARE SECOND WINNINGEST PRO SPORTS FRANCHISE SINCE 1994

Since the 1994 season, the Patriots have won 67.8 percent of their regular season games (217-103), compiling the second-highest winning percentage in major American professional sports over that period. Since 1994, there have been 143 franchises that have fielded teams in the five major American sports leagues (NFL, MLB, NBA, NHL and MLS).

HIGHEST WINNING PERCENTAGE IN MAJOR AMERICAN PROFESSIONAL SPORTS, 1994-PRESENT

(Regular Season – Includes National Football League, Major League Baseball, National Basketball Association, National Hockey League and Major League Soccer)

Records updated through games of August 31, 2014

Rk	Team	Lg	W	L	T/OTL	Pct.
1	San Antonio Spurs	NBA	1091	500	0	0.686
2	New England Patriots	NFL	217	103	0	0.678
3	Detroit Red Wings	NHL	879	403	208	0.660
4	Green Bay Packers	NFL	204	115	1	0.639
5	Los Angeles Lakers	NBA	1006	586	0	0.632
6	Pittsburgh Steelers	NFL	200	119	1	0.627
7	Indianapolis Colts	NFL	194	126	0	0.606
7	New Jersey Devils	NHL	802	486	202	0.606
9	Seattle Sounders FC	MLS	89	51	47	0.602
10	Denver Broncos	NFL	191	129	0	0.597
11	New York Yankees	MLB	1956	1348	0	0.592
12	Dallas Stars	NHL	772	511	207	0.588
13	Utah Jazz	NBA	935	657	0	0.587
14	Philadelphia Flyers	NHL	754	500	223	0.586
15	Colorado Avalanche/Quebec Nordiques	NHL	775	522	193	0.585
16	Phoenix Suns	NBA	914	678	0	0.574
17	Dallas Mavericks	NBA	913	679	0	0.573
17	Atlanta Braves	MLB	1898	1412	0	0.573
17	Miami Heat	NBA	912	680	0	0.573
20	Oklahoma City/Seattle Thunder	NBA	907	685	0	0.570
21	Los Angeles Galaxy	MLS	277	197	111	0.568
22	St. Louis Blues	NHL	732	541	216	0.564
22	San Jose Sharks	NHL	736	546	208	0.564
24	Boston Bruins	NHL	725	536	229	0.563
25	Pittsburgh Penguins	NHL	745	565	179	0.560
26	Indiana Pacers	NBA	890	701	0	0.559
27	Vancouver Canucks	NHL	720	554	216	0.556
28	Houston Rockets	NBA	882	710	0	0.554
29	Philadelphia Eagles	NFL	176	142	1	0.553
30	Baltimore Ravens	NFL	158	129	1	0.550
30	Ottawa Senators	NHL	717	568	205	0.550
32	San Francisco 49ers	NFL	175	144	1	0.548
32	Boston Red Sox	MLB	1814	1497	0	0.548
34	Washington Capitals	NHL	707	577	205	0.544
35	Chicago Fire	MLS	221	176	125	0.543
36	Houston Dynamo	MLS	109	86	84	0.541
37	Buffalo Sabres	NHL	702	585	203	0.539
37	St. Louis Cardinals	MLB	1781	1526	0	0.539
39	Nashville Predators	NHL	557	469	160	0.537
39	Portland TrailBlazers	NBA	855	737	0	0.537
41	Anaheim Ducks	NHL	689	591	210	0.533
41	Montreal Canadiens	NHL	689	592	209	0.533
43	Chicago Blackhawks	NHL	676	581	224	0.532
43	Minnesota Wild	NHL	474	408	150	0.532
45	Dallas Cowboys	NFL	170	150	0	0.531
46	Toronto Maple Leafs	NHL	691	601	198	0.530
46	Minnesota Vikings	NFL	169	150	1	0.530
46	Los Angeles Dodgers	MLB	1753	1557	0	0.530
49	Los Angeles/Anaheim/CA Angels	MLB	1750	1561	0	0.529
50	Orlando Magic	NBA	841	751	0	0.528
50	New York Rangers	NHL	691	608	191	0.528

NOTES: This analysis uses NFL rules when calculating winning percentage, counting ties as a half-win and a half-loss. For NHL teams, overtime losses (OTL) and ties from 2001-2004 (the NHL abolished ties in 2005-2006 and instituted a shootout system) are counted as ties when calculating winning percentage.

HIGHEST WINNING PERCENTAGE AMONG BOSTON-AREA MAJOR PROFESSIONAL SPORTS TEAMS, 1994-PRESENT

(Rankings listed below are each team's overall ranking among the 143 major American pro sports teams)

Records updated through games of August 31, 2014

Rank	Team	Lg.	W	L	T/OTL	Pct.
2	New England Patriots	NFL	217	103	0	0.678
24	Boston Bruins	NHL	725	536	229	0.563
32	Boston Red Sox	MLB	1814	1497	0	0.548
87	Boston Celtics	NBA	779	812	0	0.490
110	New England Revolution	MLS	218	254	114	0.469



2014 FINAL PRESEASON OFFENSIVE STATISTICS

WON 2, LOST 2

08/07 L 6-23	at Washington	67,327
08/15 W 42-35	Philadelphia	68,756
08/22 W 30-7	Carolina	68,756
08/28 L 13-16	at New York Giants	74,658
	N.E.	Opp.

TOTAL FIRST DOWNS	89	81
Rushing	23	22
Passing	53	46
Penalty	13	13
3rd Down: Made/Att	35/61	18/47
3rd Down Pct.	57.4	38.3
4th Down: Made/Att	0/2	2/4
4th Down Pct.	0.0	50.0
POSSESSION AVG.	30:35	29:26
TOTAL NET YARDS	1470	1378
Avg. Per Game	367.5	344.5
Total Plays	266	240
Avg. Per Play	5.5	5.7
NET YARDS RUSHING	449	508
Avg. Per Game	112.3	127.0
Total Rushes	124	125
NET YARDS PASSING	1021	870
Avg. Per Game	255.3	217.5
Sacked/Yards Lost	6/43	7/40
Gross Yards	1064	910
Att./Completions	136/85	108/74
Completion Pct.	62.5	68.5
Had Intercepted	2	3
PUNTS/AVERAGE	16/42.4	14/47.6
NET PUNTING AVG.	16/37.8	14/41.1
PENALTIES/YARDS	33/242	30/221
FUMBLES/BALL LOST	4/1	5/3
TOUCHDOWNS	11	9
Rushing	2	1
Passing	9	7
Returns	0	1

* SCORE BY PERIODS	Q1	Q2	Q3	Q4	OT	PTS
TEAM	17	27	31	16	0	91
OPPONENTS	17	27	21	16	0	81

* SCORING	T	D	Ru	Pa	Rt	K	PAT	FG	S	PTS
Gostkowski	0	0	0	0	10/10	5/7	0	0	25	
Tyms	2	0	2	0				0	12	
Vereen	2	0	2	0				0	12	
Develin	1	0	1	0				0	6	
Dobson	1	0	1	0				0	6	
Finch	1	1	0	0				0	6	
LaFell	1	0	1	0				0	6	
Mallett	1	1	0	0				0	6	
McCuller	1	0	1	0				0	6	
Thompkins	1	0	1	0				0	6	
TEAM	11	2	9	0	10/10	5/7	0	91		
OPPONENTS	9	1	7	1	9/9	6/8	0	81		

2-Pt Conv: TM 0-1, OPP 0-0
 SACKS: Cha. Jones 2, Ninkovich 2, Bequette 1,
 Buchanan 1, Moore 1, TM 7, OPP 6
 FUM/LOST: Finch 1/0, Gallon 1/0,
 Houston(TM) 1/1, Ridley 1/0

* RUSHING	No.	Yds	Avg	Long	TD
Gray	37	142	3.8	17	0
J. White	29	80	2.8	9	0
Ridley	19	75	3.9	13	0
Finch	13	60	4.6	17	1
Vereen	7	25	3.6	9	0
Bolden	3	21	7.0	18	0
Boyce	1	13	13.0	13	0
Mallett	5	11	2.2	6t	1
Garoppolo	4	8	2.0	9	0
Houston TM	3	7	2.3	3	0
McCuller	2	5	2.5	3	0
Brady	1	2	2.0	2	0
TEAM	124	449	3.6	18	2
OPPONENTS	125	508	4.1	38	1

* RECEIVING	No.	Yds	Avg	Long	TD
Tyms	11	188	17.1	53	2
Thompkins	11	124	11.3	21	1
Edelman	10	118	11.8	35	0
Boyce	7	87	12.4	23	0
Vereen	7	78	11.1	40t	2
Finch	6	71	11.8	19	0
LaFell	6	59	9.8	25	1
Wright LG	6	54	9.0	16	0
Wright TM	4	43	10.8	16	0
J. White	4	45	11.3	29	0
McCuller	4	38	9.5	17	1
Dobson	3	57	19.0	33t	1
Develin	3	40	13.3	15t	1
Amendola	3	22	7.3	9	0
Johnson	2	39	19.5	31	0
Gallon	2	20	10.0	19	0
Maneri	1	19	19.0	19	0
Van Hooser	1	16	16.0	16	0
TEAM	85	1064	12.5	53	9
OPPONENTS	74	910	12.3	35	7

* INTERCEPTIONS	No.	Yds	Avg	Long	TD
Beauharnais	1	61	61.0	61	0
Harmon	1	33	33.0	33	0
Ebner	1	0	0.0	0	0
TEAM	3	94	31.3	61	0
OPPONENTS	2	77	38.5	77t	1

* PUNTING	No.	Yds	Avg	Net	TB	In	Lg	B
Allen	15	678	45.2	37.8	1	2	57	1
TEAM	16	678	42.4	37.8	1	2	57	1
OPPONENTS	14	666	47.6	41.1	0	7	63	0
* PUNT RETURNS		Ret	FC	Yds	Avg	Long	TD	
Gallon		4	1	20	5.0	10	0	
Edelman		3	0	59	19.7	30	0	
Finch		2	1	11	5.5	11	0	
Amendola		0	2	0	---	---	0	
TEAM		9	4	90	10.0	30	0	
OPPONENTS		9	2	53	5.9	17	0	

* KICKOFF RETURNS	No.	Yds	Avg	Long	TD
Finch	3	75	25.0	31	0
Boyce	2	46	23.0	25	0
J. White	2	36	18.0	19	0
Hawkins	1	20	20.0	20	0
TEAM	8	177	22.1	31	0
OPPONENTS	5	111	22.2	37	0

* FIELD GOALS	1-19	20-29	30-39	40-49	50+
Gostkowski	0/0	2/2	1/1	1/2	1/2
TEAM	0/0	2/2	1/1	1/2	1/2
OPPONENTS	0/0	2/2	3/3	1/3	0/0
Gostkowski:	(54N)	(43N)	(47G, 60G, 21G)	(37G, 21G)	
TM:	(54N)	(43N)	(47G, 60G, 21G)	(37G, 21G)	
OPP:	(39G, 46N, 27G, 39G)	(47N)	()	(24G, 45G, 37G)	

* PASSING	Att	Cmp	Yds	Cmp%	Yds/Att	TD	TD%	Int	Int%	Long	Sack/Lost	Rating
Garoppolo	79	46	618	58.2	7.82	5	6.3	1	1.3	53	3/19	99.0
Brady	31	25	285	80.6	9.19	3	9.7	1	3.2	40t	0/0	123.8
Mallett	26	14	161	53.8	6.19	1	3.8	0	0.0	23	3/24	85.6
TEAM	136	85	1064	62.5	7.82	9	6.6	2	1.5	53	6/43	102.7
OPPONENTS	108	74	910	68.5	8.43	7	6.5	3	2.8	35	7/40	104.3



2014 FINAL PRESEASON DEFENSIVE STATISTICS

Tackle Statistics based on Play-by-Play

PLAYER Name	TACKLES			SACKS			INTERCEPTIONS				FUMBLES				SP. TEAMS				
	TT	UT	A	S	Yds	QH	Int	Yds	TD	PD	FF	FR	Yds	TD	TT	UT	A	FF	FR
Steve Beauharnais	26	14	12	0.0	0.0	0	1	61	0	1	0	0	0	0	2	2	0	0	0
Nate Ebner	19	12	7	0.0	0.0	0	1	0	0	1	0	0	0	0	1	0	1	0	0
Malcolm Butler	14	7	7	0.0	0.0	0	0	0	0	2	1	1	0	0	1	1	0	0	0
Chris White	13	8	5	0.0	0.0	0	0	0	0	0	0	0	0	0	3	3	0	0	0
Tavon Wilson	12	5	7	0.0	0.0	0	0	0	0	0	0	0	0	0	0	0	0	0	0
Michael Buchanan	12	7	5	1.0	4.0	5	0	0	0	0	0	0	0	0	0	0	0	0	0
Darius Fleming	11	4	7	0.0	0.0	0	0	0	0	0	0	0	0	0	1	1	0	0	0
Ja'Gared Davis	11	5	6	0.0	0.0	1	0	0	0	0	0	0	0	0	0	0	0	0	0
Zach Moore	11	7	4	1.0	8.0	1	0	0	0	0	0	0	0	0	0	0	0	0	0
James Anderson	9	6	3	0.0	0.0	0	0	0	0	0	0	0	0	0	1	1	0	0	0
Logan Ryan	8	4	4	0.0	0.0	0	0	0	0	1	0	0	0	0	0	0	0	0	0
Jamie Collins	7	6	1	0.0	0.0	0	0	0	0	0	0	0	0	0	0	0	0	0	0
Duron Harmon	7	6	1	0.0	0.0	0	1	33	0	1	0	0	0	0	0	0	0	0	0
Jake Bequette	7	6	1	1.0	3.0	3	0	0	0	0	0	0	0	0	0	0	0	0	0
Travis Hawkins	6	5	1	0.0	0.0	0	0	0	0	0	0	0	0	0	0	0	0	0	0
Patrick Chung	6	5	1	0.0	0.0	0	0	0	0	0	0	0	0	0	0	0	0	0	0
Chandler Jones	6	6	0	2.0	15.0	2	0	0	0	0	0	0	0	0	0	0	0	0	0
L.T. Tuipulotu	6	3	3	0.0	0.0	0	0	0	0	0	0	0	0	0	0	0	0	0	0
Brandon Browner	6	5	1	0.0	0.0	0	0	0	0	1	0	0	0	0	0	0	0	0	0
Jerel Worthy	6	4	2	0.0	0.0	0	0	0	0	0	0	0	0	0	0	0	0	0	0
Daxston Davis	6	5	1	0.0	0.0	0	0	0	0	1	1	1	0	0	0	0	0	0	0
James Morris	5	5	0	0.0	0.0	0	0	0	0	0	0	0	0	0	0	0	0	0	0
Deontae Skinner	4	2	2	0.0	0.0	0	0	0	0	0	0	0	0	0	0	0	0	0	0
Kyle Arrington	4	3	1	0.0	0.0	0	0	0	0	0	0	0	0	0	0	0	0	0	0
Shamiel Gary	4	2	2	0.0	0.0	0	0	0	0	0	0	0	0	0	0	0	0	0	0
Justin Green	3	2	1	0.0	0.0	0	0	0	0	0	0	0	0	0	0	0	0	0	0
Joe Vellano	3	1	2	0.0	0.0	2	0	0	0	0	0	0	0	0	0	0	0	0	0
Rob Ninkovich	3	3	0	2.0	10.0	2	0	0	0	0	0	0	0	0	0	0	0	0	0
Eathyn Manumaleuna	3	3	0	0.0	0.0	0	0	0	0	0	0	0	0	0	0	0	0	0	0
Chris Jones	2	1	1	0.0	0.0	0	0	0	0	0	0	0	0	0	0	0	0	0	0
Will Smith	2	1	1	0.0	0.0	1	0	0	0	0	0	0	0	0	0	0	0	0	0
Devin McCourty	1	0	1	0.0	0.0	0	0	0	0	0	0	0	0	0	0	0	0	0	0
Dont'a Hightower	1	1	0	0.0	0.0	0	0	0	0	0	1	0	0	0	0	0	0	0	0
Jemea Thomas	1	1	0	0.0	0.0	0	0	0	0	0	0	0	0	0	0	0	0	0	0
Marcus Forston	1	1	0	0.0	0.0	1	0	0	0	0	0	0	0	0	0	0	0	0	0
Darrelle Revis	1	1	0	0.0	0.0	0	0	0	0	0	0	0	0	0	0	0	0	0	0
Vince Wilfork	1	1	0	0.0	0.0	0	0	0	0	0	0	0	0	0	0	0	0	0	0
Taylor McCuller	0	0	0	0.0	0.0	0	0	0	0	0	0	0	0	0	2	1	1	0	0
Tommy Kelly	0	0	0	0.0	0.0	0	0	0	0	0	0	1	0	0	0	0	0	0	0
Danny Aiken	0	0	0	0.0	0.0	0	0	0	0	0	0	0	0	0	1	1	0	0	0
Kanorris Davis	0	0	0	0.0	0.0	0	0	0	0	0	0	0	0	0	1	1	0	0	0
	248	158	90	7.0	40.0	18	3	94	0	8	3	3	0	0	13	11	2	0	0

FUMBLES - LOST (4-1)				
No.	Lost	Own Rec	O.B.	
James Develin	0	0	1	0
Roy Finch	1	0	1	0
Jeremy Gallon	1	0	1	0
Stephen Houston	1	1	0	0
Stevan Ridley	1	0	0	0
	4	1	3	0

MISC. OFFENSIVE STATS				
Tkl	Ast	FF	FR	
Roy Finch	0	0	0	1
Jeremy Gallon	1	0	0	0
Ryan Wendell	1	0	0	0
	2	0	0	1

KEY	
TT-Total Tackles	Int/Yds-Interceptions/Yards Returned
UT-Unassisted Tackles	PD-Passes Defensed
A-Assisted Tackles	FF-Forced Fumbles

BLOCKED KICKS		
XP	FG	P
Totals	0	0



2013 FINAL OFFENSIVE STATISTICS

WON 12, LOST 4

09/08 W 23-21	at Buffalo
09/12 W 13-10	New York Jets
09/22 W 23- 3	Tampa Bay
09/29 W 30-23	at Atlanta
10/06 L 6-13	at Cincinnati
10/13 W 30-27	New Orleans
10/20 L 27-30 OT	at New York Jets
10/27 W 27-17	Miami
11/03 W 55-31	Pittsburgh
11/18 L 20-24	at Carolina
11/24 W 34-31 OT	Denver
12/01 W 34-31	at Houston
12/08 W 27-26	Cleveland
12/15 L 20-24	at Miami
12/22 W 41- 7	at Baltimore
12/29 W 34-20	Buffalo

	N.E.	Opp.
TOTAL FIRST DOWNS	378	338
Rushing	110	110
Passing	225	208
Penalty	43	20
3rd Down: Made/Att	83/221	98/232
3rd Down Pct.	37.6	42.2
4th Down: Made/Att	7/15	4/21
4th Down Pct.	46.7	19.0
POSSESSION AVG.	29:38	30:22
TOTAL NET YARDS	6152	5969
Avg. Per Game	384.5	373.1
Total Plays	1138	1118
Avg. Per Play	5.4	5.3
NET YARDS RUSHING	2065	2145
Avg. Per Game	129.1	134.1
Total Rushes	470	481
NET YARDS PASSING	4087	3824
Avg. Per Game	255.4	239.0
Sacked/Yards Lost	40/256	48/313
Gross Yards	4343	4137
Att./Completions	628/380	589/336
Completion Pct.	60.5	57.0
Had Intercepted	11	17
PUNTS/AVERAGE	77/45.8	80/44.5
NET PUNTING AVG.	77/39.8	80/39.2
PENALTIES/YARDS	69/625	110/951
FUMBLES/BALL LOST	24/9	21/12
TOUCHDOWNS	47	39
Rushing	19	11
Passing	25	25
Returns	3	3

* SCORE BY PERIODS	Q1	Q2	Q3	Q4	OT	PTS
TEAM	74	104	85	178	3	444
OPPONENTS	70	74	95	96	3	338

* SCORING	TD-Ru	Pa	Rt	K-PAT	FG	S	PTS
Gostkowski	0	0	0	0	44/44	38/41	0 158
Blount	7	7	0	0			0 42
Ridley	7	7	0	0			0 42
Edelman	6	0	6	0			0 40
Dobson	4	0	4	0			0 24
Gronkowski	4	0	4	0			0 24
Thompkins	4	0	4	0			0 24
Vereen	4	1	3	0			0 24
Bolden	3	3	0	0			0 18
Amendola	2	0	2	0			0 12
Develin	1	1	0	0			0 6
Hoomanawanui	1	0	1	0			0 6
Cha. Jones	1	0	0	1			0 6
Mulligan	1	0	1	0			0 6
Ryan	1	0	0	1			0 6
T. Wilson	1	0	0	1			0 6
TEAM	47	19	25	3	44/44	38/41	0 444
OPPONENTS	39	11	25	3	38/38	22/27	0 338

2-Pt Conv: Edelman 2, TM 2-3, OPP 0-1

* RUSHING	No.	Yds	Avg	Long	TD
Ridley	178	773	4.3	29	7
Blount	153	772	5.0	47t	7
Bolden	55	271	4.9	46	3
Vereen	44	208	4.7	21	1
Brady	32	18	0.6	11	0
Edelman	2	11	5.5	7	0
Develin	4	10	2.5	4	1
Wood LG	3	9	3.0	5	0
Amendola	1	1	1.0	1	0
Washington TM	1	1	1.0	1	0
TEAM	470	2065	4.4	47t	19
OPPONENTS	481	2145	4.5	34	11

* RECEIVING	No.	Yds	Avg	Long	TD
Edelman	105	1056	10.1	44	6
Amendola	54	633	11.7	57	2
Vereen	47	427	9.1	50	3
Gronkowski	39	592	15.2	50	4
Dobson	37	519	14.0	81t	4
Thompkins	32	466	14.6	49	4
Bolden	21	152	7.2	18	0
Hoomanawanui	12	136	11.3	19	1
Ridley	10	62	6.2	24	0
Boyce	9	121	13.4	30	0
Collie	6	63	10.5	19	0
Develin	4	62	15.5	31	0
Blount	2	38	19.0	32	0
Mulligan	2	16	8.0	15	1
TEAM	380	4343	11.4	81t	25
OPPONENTS	336	4137	12.3	80t	25

* INTERCEPTIONS	No.	Yds	Avg	Long	TD
Ryan	5	82	16.4	79t	1
Talib	4	12	3.0	14	0
Harmon	2	44	22.0	42	0
T. Wilson	1	74	74.0	74t	1
Arrington	1	5	5.0	5	0
Spikes	1	3	3.0	3	0
Cole	1	0	0.0	0	0
Dennard	1	0	0.0	0	0
McCourty	1	0	0.0	0	0
TEAM	17	220	12.9	79t	2
OPPONENTS	11	56	5.1	31	1

* PUNTING	No.	Yds	Avg	Net	TB	In	Lg	B
Allen	76	3491	45.9	39.9	12	29	65	0
Brady	1	32	32.0	32.0	0	0	32	0
TEAM	77	3523	45.8	39.8	12	29	65	0
OPPONENTS	80	3559	44.5	39.2	2	28	64	0

* PUNT RETURNS	Ret	FC	Yds	Avg	Long	TD
Edelman	35	23	374	10.7	43	0
Amendola	1	0	13	13.0	13	0
TEAM	36	23	387	10.8	43	0
OPPONENTS	29	14	221	7.6	24	0

* KICKOFF RETURNS	No.	Yds	Avg	Long	TD
Blount	17	494	29.1	83	0
Boyce	9	214	23.8	41	0
McCourty	7	132	18.9	27	0
Vereen	3	66	22.0	24	0
Slater	2	10	5.0	10	0
Washington TM	1	19	19.0	19	0
Wood LG	1	20	20.0	20	0
TEAM	39	935	24.0	83	0
OPPONENTS	32	664	20.8	50	0
* FIELD GOALS	1-19	20-29	30-39	40-49	50+
Gostkowski	1/ 1	8/ 8	13/13	11/13	5/6
TEAM	1/ 1	8/ 8	13/13	11/13	5/6
OPPONENTS	0/ 0	4/ 4	10/13	5/ 6	3/4
Gostkowski:	(48G, 33G, 35G)	(21G, 30G, 43N)	(53G, 46G,		
33G)	(48G, 22G, 49G)	(42G, 19G)	(35G, 54G, 23G)	(39G, 44G)	
33G)	(34G, 48G)	(20G, 32G)	(42G, 26G)	(31G, 31G)	(55N, 53G,
53G)	(33G, 50G)	(22G, 48N, 23G)	(45G, 42G)	(43G, 35G, 29G,	
35G)					

OPP: () (37G) (38N, 30G) (23G, 45G, 25G) (39G, 50G) (28G, 39G) (37G, 37G, 42G) (52G, 46N, 39B) (30G) (43G) (27G) (43G) (43G, 37G, 58N) (32G) (37N) (51G, 37G)

* PASSING	Att	Cmp	Yds	Cmp%	Yds/Att	TD	TD%	Int	Int%	Long	Sack/Lost	Rating
Brady	628	380	4343	60.5	6.92	25	4.0	11	1.8	81t	40/ 256	87.3
TEAM	628	380	4343	60.5	6.92	25	4.0	11	1.8	81t	40/ 256	87.3
OPPONENTS	589	336	4137	57.0	7.02	25	4.2	17	2.9	80t	48/ 313	81.0



2013 FINAL DEFENSIVE STATISTICS

Tackle Statistics based on Coaches Film Review

PLAYER	TACKLES			SACKS			INTERCEPTIONS				FUMBLES				SP. TEAMS				
Name	TT	UT	A	S	Yds	QH	Int	Yds	TD	PD	FF	FR	Yds	TD	TT	UT	A	FF	FR
Dont'a Hightower	137	85	52	1.0	9.0	5	0	0	0	3	0	0	0	0	0	0	0	0	0
Brandon Spikes	134	78	56	0.0	0.0	0	1	3	0	2	0	1	0	0	0	0	0	0	0
Rob Ninkovich	93	65	28	8.0	38.0	18	0	0	0	0	2	2	0	0	0	0	0	0	0
Steve Gregory	90	68	22	1.0	0.0	2	0	0	0	2	0	0	0	0	0	0	0	0	0
Chandler Jones	82	58	24	11.5	73.5	22	0	0	0	0	1	1	0	1	0	0	0	0	0
Devin McCourty	75	59	16	0.0	0.0	0	1	0	0	8	2	1	0	0	2	2	0	0	0
Jerod Mayo	66	43	23	1.5	5.0	2	0	0	0	1	0	1	2	0	0	0	0	0	0
Kyle Arrington	60	45	15	2.0	11.0	2	1	5	0	12	2	0	0	0	4	3	1	0	0
Chris Jones	56	39	17	6.0	42.0	8	0	0	0	0	0	0	0	0	0	0	0	0	0
Joe Vellano	48	32	16	2.0	18.0	4	0	0	0	1	0	1	0	0	0	0	0	0	0
Aqib Talib	44	35	9	0.0	0.0	0	4	12	0	13	1	0	0	0	0	0	0	0	0
Alfonzo Dennard	42	34	8	0.0	0.0	0	1	0	0	8	0	0	0	0	0	0	0	0	0
Logan Ryan	41	33	8	1.5	14.0	2	5	82	1	10	1	0	0	0	0	0	0	0	0
Jamie Collins	38	23	15	0.0	0.0	3	0	0	0	3	0	0	0	0	11	9	2	0	1
Duron Harmon	30	23	7	0.0	0.0	0	2	44	0	4	0	0	0	0	0	0	0	0	0
Tommy Kelly	23	13	10	2.5	14.5	6	0	0	0	0	0	1	0	0	0	0	0	0	0
Sealver Siliga	21	14	7	3.0	26.0	2	0	0	0	0	1	0	0	0	0	0	0	0	0
Dane Fletcher	19	14	5	2.0	19.0	3	0	0	0	0	1	0	0	0	15	10	5	0	0
Vince Wilfork	10	6	4	0.0	0.0	1	0	0	0	0	0	0	0	0	0	0	0	0	0
Marquice Cole	10	8	2	0.0	0.0	0	1	0	0	2	0	0	0	0	8	6	2	0	1
Andre Carter	5	4	1	2.0	12.0	7	0	0	0	2	0	0	0	0	0	0	0	0	0
Marcus Forston	3	2	1	0.0	0.0	0	0	0	0	0	0	0	0	0	0	0	0	0	0
Michael Buchanan	3	3	0	2.0	15.0	5	0	0	0	0	0	0	0	0	7	6	1	0	0
Isaac Sopoaga	2	2	0	1.0	8.0	1	0	0	0	1	0	0	0	0	0	0	0	0	0
Tavon Wilson	2	1	1	0.0	0.0	0	1	74	1	1	0	0	0	0	3	2	1	0	0
Chris White	1	0	1	0.0	0.0	0	0	0	0	0	0	0	0	0	9	5	4	0	0
Steve Beauharnais	1	0	1	0.0	0.0	0	0	0	0	0	0	0	0	0	0	0	0	0	0
Matthew Slater	0	0	0	0.0	0.0	0	0	0	0	0	0	0	0	0	14	11	3	0	0
Jake Bequette	0	0	0	0.0	0.0	1	0	0	0	0	0	0	0	0	0	0	0	0	0
Kanorris Davis	0	0	0	0.0	0.0	0	0	0	0	0	0	0	0	0	1	1	0	0	0
Brandon Bolden	0	0	0	0.0	0.0	0	0	0	0	0	0	0	0	0	3	1	2	0	0
Nate Ebner	0	0	0	0.0	0.0	0	0	0	0	0	0	1	0	0	11	10	1	0	1
Stephen Gostkowski	0	0	0	0.0	0.0	0	0	0	0	0	0	0	0	0	1	1	0	0	0
Danny Aiken	0	0	0	0.0	0.0	0	0	0	0	0	0	0	0	0	5	4	1	0	0
Ryan Allen	0	0	0	0.0	0.0	0	0	0	0	0	0	0	0	0	1	1	0	0	0
Team Sacks	0	0	0	1.0	8.0	0	0	0	0	0	0	0	0	0	0	0	0	0	0
	1136	787	349	48.0	313.0	94	17	220	2	73	11	9	2	1	95	72	23	0	0

FUMBLES - LOST (24-9)				
	No.	Own Lost	Rec	O.B.
LeGarrette Blount	3	2	0	0
Tom Brady	9	3	5	0
Michael Buchanan	0	0	1	0
Aaron Dobson	1	0	1	0
Julian Edelman	6	0	3	0
Matt Mulligan	0	0	1	0
Stevan Ridley	4	4	0	0
Shane Vereen	1	0	0	0
Sebastian Vollmer	0	0	1	0
Aqib Talib	0	0	1	0
	24	9	13	0

MISC. OFFENSIVE STATS				
	Tkl	Ast	FF	FR
LeGarrette Blount	1	0	0	0
Marcus Cannon	1	0	0	0
Josh Boyce	1	0	0	0
Aaron Dobson	1	0	0	0
Rob Gronkowski	1	0	0	0
Logan Mankins	1	0	0	0
Nate Solder	2	0	0	0
Zach Sudfeld	1	0	0	0
Sebastian Vollmer	1	0	0	0
Ryan Wendell	1	0	0	0
	11	0	0	0

KEY	
TT-Total Tackles	Int/Yds-Interceptions/Yards Returned
UT-Unassisted Tackles	PD-Passes Defensed

BLOCKED KICKS		
	XP	FG
Chandler Jones	0	1
Totals	0	1



2013 POSTSEASON OFFENSIVE STATISTICS

WON 1, LOST 1

01/11 W 43-22	Indianapolis	68,756
01/19 L 16-26	at Denver	77,110
	N.E.	Opp.
TOTAL FIRST DOWNS	42	43
Rushing	17	8
Passing	24	34
Penalty	1	1
3rd Down: Made/Att	17/30	13/28
3rd Down Pct.	56.7	46.4
4th Down: Made/Att	1/3	2/2
4th Down Pct.	33.3	100.0
POSSESSION AVG.	29:38	30:22
TOTAL NET YARDS	739	893
Avg. Per Game	369.5	446.5
Total Plays	129	136
Avg. Per Play	5.7	6.6
NET YARDS RUSHING	298	176
Avg. Per Game	149.0	88.0
Total Rushes	62	49
NET YARDS PASSING	441	717
Avg. Per Game	220.5	358.5
Sacked/Yards Lost	4/34	3/14
Gross Yards	475	731
Att./Completions	63/37	84/52
Completion Pct.	58.7	61.9
Had Intercepted	0	4
PUNTS/AVERAGE	9/45.7	6/51.2
NET PUNTING AVG.	9/42.9	6/41.8
PENALTIES/YARDS	6/50	8/76
FUMBLES/BALL LOST	3/0	0/0
TOUCHDOWNS	8	4
Rushing	7	0
Passing	1	4
Returns	0	0

* RUSHING	No.	Yds	Avg	Long	TD
Blount	29	172	5.9	73t	4
Ridley	19	69	3.6	10	2
Vereen	9	51	5.7	11	0
Brady	3	6	2.0	5t	1
Allen	1	0	0.0	0	0
Develin	1	0	0.0	0	0
TEAM	62	298	4.8	73t	7
OPPONENTS	49	176	3.6	28	0

* RECEIVING	No.	Yds	Avg	Long	TD
Edelman	16	173	10.8	27	1
Vereen	7	75	10.7	24	0
Collie	5	72	14.4	20	0
Amendola	3	77	25.7	53	0
Hoomanawanui	3	39	13.0	18	0
Dobson	2	33	16.5	27	0
Mulligan	1	6	6.0	6	0
TEAM	37	475	12.8	53	1
OPPONENTS	52	731	14.1	46	4

* INTERCEPTIONS	No.	Yds	Avg	Long	TD
Dennard	2	27	13.5	27	0
Collins	1	20	20.0	20	0
Hightower	1	3	3.0	3	0
TEAM	4	50	12.5	27	0
OPPONENTS	0	0	---	---	0

* PUNTING	No.	Yds	Avg	Net	TB	In	Lg	B
Gostkowski	5	209	41.8	36.6	1	2	53	0
Allen	4	202	50.5	50.8	0	3	60	0
TEAM	9	411	45.7	42.9	1	5	60	0
OPPONENTS	6	307	51.2	41.8	1	0	58	0

* PUNT RETURNS	Ret	FC	Yds	Avg	Long	TD
Edelman	5	0	36	7.2	15	0
TEAM	5	0	36	7.2	15	0
OPPONENTS	3	2	5	1.7	9	0

* KICKOFF RETURNS	No.	Yds	Avg	Long	TD
Blount	2	37	18.5	22	0
TEAM	2	37	18.5	22	0
OPPONENTS	2	20	10.0	16	0

* SCORE BY PERIODS	Q1	Q2	Q3	Q4	OT	PTS
TEAM	14	10	8	27	0	59
OPPONENTS	10	15	17	6	0	48

* SCORING	TD	Ru	Pa	Rt	K	PAT	FG	S	PTS
Blount	4	4	0	0			0	24	
Ridley	2	2	0	0			0	14	
Gostkowski	0	0	0	0	6/	6	1/	1	0
Brady	1	1	0	0			0	6	
Edelman	1	0	1	0			0	6	
TEAM	8	7	1	0	6/	6	1/	1	0
OPPONENTS	4	0	4	0	4/	4	6/	6	1

* FIELD GOALS	1-19	20-29	30-39	40-49	50+
Gostkowski	0/ 0	0/ 0	0/ 0	1/ 1	0/0
TEAM	0/ 0	0/ 0	0/ 0	1/ 1	0/0
OPPONENTS	1/ 1	2/ 2	2/ 2	0/ 0	1/1

2-Pt Conv: Ridley, TM 1-2, OPP 0-0
 SACKS: Collins 1, Chr. Jones LG 1,
 Chr. Jones TM 1, Vellano 1, TM 3, OPP 4
 FUM/LOST: Aiken 1/0, Allen 1/0, Brady 1/0

* PASSING	Att	Cmp	Yds	Cmp%	Yds/Att	TD	TD%	Int	Int%	Long	Sack/Lost	Rating
Brady	63	37	475	58.7	7.54	1	1.6	0	0.0	53	4/ 34	87.7
TEAM	63	37	475	58.7	7.54	1	1.6	0	0.0	53	4/ 34	87.7
OPPONENTS	84	52	731	61.9	8.70	4	4.8	4	4.8	46	3/ 14	86.0



2013 POSTSEASON DEFENSIVE STATISTICS

PLAYER Name	TACKLES			SACKS			INTERCEPTIONS				FUMBLES				SP. TEAMS				
	TT	UT	A	S/	Yds	OH	Int/	Yds	TD	PD	FF	FR/	Yds	TD	TT	UT	A	FF	FR
Dont'a Hightower	16	10	6	0.0	0.0	0	1	3	0	1	0	0	0	0	0	0	0	0	0
Jamie Collins	13	9	4	1.0	8.0	3	1	20	0	2	0	0	0	0	0	0	0	0	0
Steve Gregory	12	7	5	0.0	0.0	0	0	0	0	0	0	0	0	0	0	0	0	0	0
Logan Ryan	12	9	3	0.0	0.0	0	0	0	0	0	0	0	0	0	0	0	0	0	0
Devin McCourty	9	9	0	0.0	0.0	0	0	0	0	0	0	0	0	0	1	1	0	0	0
Sealver Siliga	8	6	2	0.0	0.0	1	0	0	0	0	0	0	0	0	0	0	0	0	0
Kyle Arrington	8	5	3	0.0	0.0	0	0	0	0	0	0	0	0	0	0	0	0	0	0
Chris Jones	7	5	2	1.0	5.0	1	0	0	0	0	0	0	0	0	0	0	0	0	0
Joe Vellano	5	2	3	1.0	1.0	1	0	0	0	0	0	0	0	0	0	0	0	0	0
Aqib Talib	5	3	2	0.0	0.0	0	0	0	0	0	0	0	0	0	0	0	0	0	0
Dane Fletcher	5	2	3	0.0	0.0	0	0	0	0	0	0	0	0	0	0	0	0	0	0
Alfonzo Dennard	5	5	0	0.0	0.0	0	2	27	0	4	0	0	0	0	0	0	0	0	0
Chandler Jones	3	2	1	0.0	0.0	2	0	0	0	0	0	0	0	0	0	0	0	0	0
Rob Ninkovich	3	3	0	0.0	0.0	2	0	0	0	0	0	0	0	0	0	0	0	0	0
Matthew Slater	0	0	0	0.0	0.0	0	0	0	0	0	0	0	0	0	3	1	2	0	0
Kanorris Davis	0	0	0	0.0	0.0	0	0	0	0	0	0	0	0	0	2	1	1	0	0
Michael Buchanan	0	0	0	0.0	0.0	0	0	0	0	0	0	0	0	0	1	0	1	0	0
	111	77	34	3.0	14.0	10	4	50	0	7	0	0	0	0	7	3	4	0	0

FUMBLES - LOST (3-0)				
No.	Lost	Rec	O.B.	
Ryan Allen	1	0	1	0
Tom Brady	1	0	0	0
Danny Aiken	1	0	0	0
Logan Mankins	0	0	1	0
	3	0	2	0
MISC. OFFENSIVE STATS				
Tkl	Ast	FF	FR	
0	0	0	0	0

KEY	
TT-Total Tackles	Int/Yds-Interceptions/Yards Returned
UT-Unassisted Tackles	PD-Passes Defensed
Totals	



2014 NEW ENGLAND PATRIOTS ROSTER

AS OF SEPTEMBER 2, 2014

ALPHABETICAL ROSTER								
#	NAME	POS	HT	WT	BORN	YR	COLLEGE	H.S. HOMETOWN
6	Allen, Ryan	P	6-2	215	2/28/1990	2	Louisiana Tech	Salem, Ore.
80	Amendola, Danny	WR	5-11	195	11/2/1985	6	Texas Tech	The Woodlands, Texas
25	Arrington, Kyle	CB	5-10	190	8/12/1986	6	Hofstra	Accokeek, Md.
38	Bolden, Brandon	RB	5-11	220	1/26/1990	3	Mississippi	Baton Rouge, La.
12	Brady, Tom	QB	6-4	225	8/3/1977	15	Michigan	San Mateo, Calif.
39	Browner, Brandon	CB	6-4	221	8/2/1984	5	Oregon State	Sylmar, Calif.
99	Buchanan, Michael	DL	6-6	255	1/24/1991	2	Illinois	Homewood, Ill.
21	Butler, Malcolm	CB	5-11	190	3/2/1990	R	West Alabama	Vicksburg, Miss.
61	Cannon, Marcus	OL	6-5	335	5/6/1988	4	Texas Christian	Odessa, Texas
23	Chung, Patrick	S	5-11	210	8/19/1987	6	Oregon	Racho Cucamonga, Calif.
91	Collins, Jamie	LB	6-3	250	10/20/1989	2	Southern Mississippi	McCall Creek, Miss.
63	Connolly, Dan	OL	6-4	305	9/2/1982	9	Southeast Missouri St.	St. Louis, Mo.
37	Dennard, Alfonzo	CB	5-10	200	9/9/1989	3	Nebraska	Rochelle, Ga.
46	Develin, James	FB	6-3	255	7/23/1988	2	Brown	Gilbertsville, Pa.
65	Devey, Jordan	T	6-6	317	1/11/1988	1	Memphis	American Fork, Utah
17	Dobson, Aaron	WR	6-3	200	7/23/1991	2	Marshall	Dunbar, W.V.
74	Easley, Dominique	DL	6-2	290	4/28/1992	R	Florida	Staten Island, N.Y.
43	Ebner, Nate	DB	6-0	210	12/14/1988	3	Ohio State	Dublin, Ohio
11	Edelman, Julian	WR	5-10	200	5/22/1986	6	Kent State	Redwood City, Calif.
71	Fleming, Cameron	OL	6-6	325	9/3/1992	R	Stanford	Houston, Texas
58	Fleming, Darius	LB	6-2	255	7/19/1989	3	Notre Dame	Chicago, Ill.
10	Garoppolo, Jimmy	QB	6-2	225	11/2/1991	R	Eastern Illinois	Arlington, Ill.
93	Gaston, Bruce	DL	6-2	310	11/29/1991	R	Purdue	Chicago, Ill.
3	Gostkowski, Stephen	K	6-1	215	1/28/1984	9	Memphis	Madison, Miss.
87	Gronkowski, Rob	TE	6-6	265	5/14/1989	5	Arizona	Pittsburgh, Pa.
30	Harmon, Duron	DB	6-1	205	1/24/1991	2	Rutgers	Magnolia, Del.
54	Hightower, Dont'a	LB	6-3	270	3/12/1990	3	Alabama	Lewisburg, Tenn.
47	Hoomanawanui, Michael	TE	6-4	260	7/4/1988	5	Illinois	Bloomington, Ill.
95	Jones, Chandler	DE	6-5	265	2/27/1990	3	Syracuse	Endicott, N.Y.
94	Jones, Chris	DT	6-1	309	7/12/1990	2	Bowling Green	Brownsburg, Ind.
29	Jones, Don	S	5-11	205	5/14/1990	2	Arkansas State	Town Creek, Ala.
67	Kline, Josh	OL	6-3	295	12/29/1989	2	Kent State	Mason, Ohio
19	LaFell, Brandon	WR	6-3	210	11/4/1986	5	Louisiana State	Houston, Texas
51	Mayo, Jerod	LB	6-1	250	2/23/1986	7	Tennessee	Hampton, Va.
32	McCourty, Devin	DB	5-10	195	8/13/1987	5	Rutgers	Montvale, N.J.
90	Moore, Zach	DL	6-6	275	9/5/1990	9	Concordia-St. Paul	Chicago, Ill.
50	Ninkovich, Rob	DE	6-2	260	2/1/1984	R	Purdue	Blue Island, Ill.
98	Quarles, Kelcy	DL	6-4	294	1/23/1992	R	South Carolina	Hodges, S.C.
24	Revis, Darrelle	CB	5-11	198	7/14/1985	8	Pittsburgh	Aliquippa, Pa.
22	Ridley, Stevan	RB	5-11	220	1/27/1989	4	Louisiana State	Natchez, Miss.
26	Ryan, Logan	CB	5-11	195	2/9/1991	2	Rutgers	Voorhees, N.J.
96	Siliga, Sealver	DT	6-2	325	4/26/1990	3	Utah	West Jordan, Utah
18	Slater, Matthew	WR	6-0	210	9/9/1985	7	UCLA	Anaheim, Calif.
77	Solder, Nate	T	6-8	320	4/12/1988	4	Colorado	Buena Vista, Colo.
66	Stork, Bryan	OL	6-4	310	11/15/1990	R	Florida State	Vero Beach, Fla.
85	Thompkins, Kenbrell	WR	6-1	195	7/29/1988	2	Cincinnati	Miami, Fla.
84	Tyms, Brian	WR	6-3	204	2/21/1989	2	Florida A&M	Ft. Lauderdale., Fla.
72	Vellano, Joe	DL	6-2	300	10/30/1988	2	Maryland	Rexford, N.Y.
34	Vereen, Shane	RB	5-10	205	3/2/1989	4	California	Valencia, Calif.
76	Vollmer, Sebastian	T	6-8	320	7/10/1984	6	Houston	Kaarst, Germany
62	Wendell, Ryan	OL	6-2	300	3/4/1986	6	Fresno State	Pomona, Calif.
28	White, James	RB	5-10	205	2/3/1992	R	Wisconsin	Ft. Lauderdale., Fla.
75	Wilfork, Vince	DL	6-2	325	11/4/1981	11	Miami (Fla.)	Boynton Beach, Fla.
27	Wilson, Tavon	DB	6-0	215	3/19/1990	3	Illinois	Washington, D.C.
81	Wright, Tim	TE	6-4	220	4/7/1990	2	Rutgers	Wall Township, N.J.

PRACTICE SQUAD								
#	NAME	POS	HT	WT	BORN	YR	COLLEGE	H.S. HOMETOWN
92	Bequette, Jake	DE	6-5	265	2/21/1989	3	Arkansas	Little Rock, Ark.
8	Bethel-Thompson, McLeod	QB	6-3	230	7/3/1988	3	Sacramento State	San Francisco, Calif.
82	Boyce, Josh	WR	5-11	205	5/6/1991	2	Texas Christian	Copperas Cove, Texas
53	Davis, Ja'Gared	LB	6-0	238	9/11/1990	1	Southern Methodist	Crockett, Texas
36	Davis, Kanorris	S	5-10	207	1/21/1990	1	Troy	Perry, Ga.
35	Gray, Jonas	RB	5-10	230	6/27/1990	1	Notre Dame	Pontiac, Mich.
49	Hughlett, Charley	LS	6-4	251	5/16/1990	1	Central Florida	Tampa, Fla.
69	Martin, Chris	OL	6-5	305	1/4/1990	R	Central Florida	Walton Beach, Fla.
55	Skinner, Deontae	LB`	6-2	250	12/18/1990	R	Mississippi State	Macon, Miss.
41	Swanson, Daxton	DB	5-11	191	3/21/1991	1	Sam Houston State	Waco, Texas

RESERVE/INJURED LIST								
#	NAME	POS	HT	WT	BORN	YR	COLLEGE	H.S. HOMETOWN
31	Gaffney, Tyler	RB	6-0	220	4/20/1991	R	Stanford	San Diego, Calif.
45	Gordon, Cameron	LB	6-3	240	6/5/1991	R	Michigan	Detroit, Mich.
52	Morris, James	LB	6-2	240	11/20/1991	R	Iowa	Solon, Iowa
16	Orton, Greg	WR	6-3	199	12/17/1986	1	Purdue	Huber Heights, Ohio

NUMERICAL ROSTER		
#	NAME	POS
3	Stephen Gostkowski	K
6	Ryan Allen	P
10	Jimmy Garoppolo	QB
11	Julian Edelman	WR
12	Tom Brady	QB
17	Aaron Dobson	WR
18	Matthew Slater	WR
19	Brandon LaFell	WR
21	Malcolm Butler	CB
22	Stevan Ridley	RB
23	Patrick Chung	S
24	Darrelle Revis	CB
25	Kyle Arrington	CB
26	Logan Ryan	CB
27	Tavon Wilson	DB
28	James White	RB
29	Don Jones	S
30	Duron Harmon	DB
32	Devin McCourty	DB
34	Shane Vereen	RB
37	Alfonzo Dennard	CB
38	Brandon Bolden	RB
39	Brandon Browner	CB
43	Nate Ebner	DB
46	James Develin	FB
47	Michael Hoomanawanui	TE
50	Rob Ninkovich	DE
51	Jerod Mayo	LB
54	Dont'a Hightower	LB
58	Darius Fleming	LB
61	Marcus Cannon	OL
62	Ryan Wendell	OL
63	Dan Connolly	OL
65	Jordan Devey	T
66	Bryan Stork	OL
67	Josh Kline	OL
71	Cameron Fleming	OL
72	Joe Vellano	DL
74	Dominique Easley	DL
75	Vince Wilfork	DL
76	Sebastian Vollmer	T
77	Nate Solder	T
80	Danny Amendola	WR
81	Tim Wright	WR
84	Brian Tyms	WR
85	Kenbrell Thompkins	WR
87	Rob Gronkowski	TE
90	Zach Moore	DL
91	Jamie Collins	LB
93	Bruce Gaston	DL
94	Chris Jones	DT
95	Chandler Jones	DE
96	Sealver Siliga	DT
98	Kelcy Quarles	DL
99	Michael Buchanan	DL

PRACTICE SQUAD		
#	NAME	POS
8	McLeod Bethel-Thompson	QB
35	Jonas Gray	RB
36	Kanorris Davis	S
41	Daxton Swanson	DB
49	Charley Hughlett	LS
53	Ja'Gared Davis	LB
55	Deontae Skinner	LB
69	Chris Martin	OL
82	Josh Boyce	WR
92	Jake Bequette	DE

RESERVE/INJURED LIST		
#	NAME	POS
16	Greg Orton	WR
31	Tyler Gaffney	RB
45	Cameron Gordon	LB
52	James Morris	LB

HEAD COACH: BILL BELICHICK

ASSISTANTS: Josh Boyer, Cornerbacks; Moses Cabrera, Assistant Strength and Conditioning; Brian Daboll, Tight Ends; Brendan Daly, Defensive Assistant; Dave DeGuglielmo, Offenisve Line; Ivan Fears, Running Backs; Brian Flores, Safeties; Patrick Graham, Linebackers; Joe Judge, Asst. Special Teams; Josh McDaniels, Offensive Coordinator/Quarterbacks; Harold Nash, Head Strength and Conditioning; Scott O'Brien, Special Teams; Chad O'Shea, Receivers; Matt Patricia, Defensive Coordinator.



2014 NUMERICAL ROSTER

September 2, 2014

3	Stephen Gostkowski	K	6-1	215	30	9	Memphis	D4b-06
6	Ryan Allen	P	6-2	215	24	2	Louisiana Tech	FA-13
10	Jimmy Garoppolo	QB	6-2	225	22	R	Eastern Illinois	D2-14
11	Julian Edelman	WR	5-10	200	28	6	Kent State	D7a-09
12	Tom Brady	QB	6-4	225	37	15	Michigan	D6b-00
17	Aaron Dobson	WR	6-3	200	23	2	Marshall	D2b-13
18	Matthew Slater	WR	6-0	210	28	7	UCLA	D5-08
19	Brandon LaFell	WR	6-3	210	27	5	Louisiana State	UFA(CAR)-14
21	Malcolm Butler	CB	5-11	190	24	R	West Alabama	FA-14
22	Stevan Ridley	RB	5-11	220	25	4	Louisiana State	D3a-11
23	Patrick Chung	S	5-11	210	27	6	Oregon	FA-13
24	Darrelle Revis	CB	5-11	198	29	8	Pittsburgh	FA-14
25	Kyle Arrington	CB	5-10	190	28	6	Hofstra	FA-09
26	Logan Ryan	CB	5-11	195	23	2	Rutgers	D3a-13
27	Tavon Wilson	DB	6-0	215	24	3	Illinois	D2-12
28	James White	RB	5-10	205	22	R	Wisconsin	D4b-14
29	Don Jones	S	5-11	205	24	2	Arkansas State	CW(MIA)-14
30	Duron Harmon	DB	6-1	205	23	2	Rutgers	D3b-13
32	Devin McCourty	DB	5-10	195	27	5	Rutgers	D1-10
34	Shane Vereen	RB	5-10	205	25	4	California	D2b-11
37	Alfonzo Dennard	CB	5-10	200	24	3	Nebraska	D7a-12
38	Brandon Bolden	RB	5-11	220	24	3	Mississippi	FA-12
39	Brandon Browner	CB	6-4	221	30	5	Oregon State	UFA(SEA)-14
43	Nate Ebner	DB	6-0	210	25	3	Ohio State	D6-12
46	James Develin	FB	6-3	255	26	2	Brown	FA-12
47	Michael Hoomanawanui	TE	6-4	260	26	5	Illinois	FA-12
50	Rob Ninkovich	DE	6-2	260	30	9	Purdue	FA-09
51	Jerod Mayo	LB	6-1	250	28	7	Tennessee	D1-08
54	Dont'a Hightower	LB	6-3	270	24	3	Alabama	D1b-12
58	Darius Fleming	LB	6-2	255	25	3	Notre Dame	FA-14
61	Marcus Cannon	OL	6-5	335	26	4	Texas Christian	D5a-11
62	Ryan Wendell	OL	6-2	300	28	6	Fresno State	FA-08
63	Dan Connolly	OL	6-4	305	32	9	Southeast Missouri St.	FA-08
65	Jordan Devey	T	6-6	317	26	1	Memphis	FA-13
66	Bryan Stork	OL	6-4	310	23	R	Florida State	D4a-14
67	Josh Kline	OL	6-3	295	24	2	Kent State	FA-13
71	Cameron Fleming	OL	6-6	325	21	R	Stanford	D4c-14
72	Joe Vellano	DL	6-2	300	25	2	Maryland	FA-13
74	Dominique Easley	DL	6-2	290	22	R	Florida	D1-14
75	Vince Wilfork	DL	6-2	325	32	11	Miami (Fla.)	D1a-04
76	Sebastian Vollmer	T	6-8	320	30	6	Houston	D2d-09
77	Nate Solder	T	6-8	320	26	4	Colorado	D1-11
80	Danny Amendola	WR	5-11	195	28	6	Texas Tech	UFA(STL)-13
81	Tim Wright	TE	6-4	220	24	2	Rutgers	TR(TB)-14
84	Brian Tyms	WR	6-3	204	25	2	Florida A&M	FA-14
85	Kenbrell Thompkins	WR	6-1	195	26	2	Cincinnati	FA-13
87	Rob Gronkowski	TE	6-6	265	25	5	Arizona	D2a-10
90	Zach Moore	DL	6-6	275	23	R	Concordia-St. Paul	D6b-14
91	Jamie Collins	LB	6-3	250	24	2	Southern Mississippi	D2a-13
93	Bruce Gaston	DL	6-2	310	22	R	Purdue	CW(ARI)-14
94	Chris Jones	DT	6-7	309	24	2	Bowling Green	CW(TB)-13
95	Chandler Jones	DE	6-8	265	24	3	Syracuse	D1a-12
96	Sealver Siliga	DT	6-9	325	24	3	Utah	FA-13
98	Kelcy Quarles	DL	6-4	294	22	R	South Carolina	CW(NYG)-14
99	Michael Buchanan	DL	6-12	255	23	2	Illinois	D7a-13

PRACTICE SQUAD

#	NAME	POS	HT	WT	AGE	YR	COLLEGE	ACQ.
8	McLeod Bethel-Thompson	QB	6-3	230	26	3	Sacramento State	FA-14
35	Jonas Gray	RB	5-10	230	24	1	Notre Dame	FA-14
36	Kanorris Davis	S	5-10	207	24	1	Troy	FA-13
41	Daxton Swanson	DB	5-11	191	23	1	Sam Houston State	FA-14
49	Charley Hughlett	LS	6-4	251	24	1	Central Florida	FA-14
53	Ja'Gared Davis	LB	6-0	238	23	1	Southern Methodist	CW(HOU)-13
55	Deontae Skinner	LB	6-2	250	23	R	Mississippi State	FA-14
69	Chris Martin	OL	6-5	305	24	R	Central Florida	FA-14
82	Josh Boyce	WR	5-11	205	23	2	Texas Christian	D4-13
92	Jake Bequette	DE	6-5	265	25	3	Arkansas	D3-12

RESERVE/INJURED LIST

#	NAME	POS	HT	WT	AGE	YR	COLLEGE	(IR date)
16	Greg Orton	WR	6-3	199	27	1	Purdue	7/28/2014
31	Tyler Gaffney	RB	6-0	220	23	R	Stanford	8/26/2014
45	Cameron Gordon	LB	6-3	240	23	R	Michigan	8/26/2014
52	James Morris	LB	6-2	240	22	R	Iowa	8/30/2014



2014 POSITIONAL ROSTER

September 2, 2014

DEFENSE (27)								
#	NAME	POS	HT	WT	BORN	YR	COLLEGE	H.S. HOMETOWN
DEFENSIVE LINE (11)								
99	Buchanan, Michael	DL	6-6	255	1/24/1991	2	Illinois	Homewood, Ill.
74	Easley, Dominique	DL	6-2	290	4/28/1992	R	Florida	Staten Island, N.Y.
93	Gaston, Bruce	DL	6-2	310	11/29/1991	R	Purdue	Chicago, Ill.
95	Jones, Chandler	DE	6-5	265	2/27/1990	3	Syracuse	Endicott, N.Y.
94	Jones, Chris	DT	6-1	309	7/12/1990	2	Bowling Green	Brownsburg, Ind.
90	Moore, Zach	DL	6-6	275	9/5/1990	R	Concordia-St. Paul	Chicago, Ill.
50	Ninkovich, Rob	DE	6-2	260	2/1/1984	9	Purdue	Blue Island, Ill.
98	Quarles, Kelcy	DL	6-4	294	1/23/1992	R	South Carolina	Hodges, S.C.
96	Siliga, Sealver	DT	6-2	325	4/26/1990	3	Utah	West Jordan, Utah
72	Vellano, Joe	DL	6-2	300	10/30/1988	2	Maryland	Rexford, N.Y.
75	Wilfork, Vince	DL	6-2	325	11/4/1981	11	Miami (Fla.)	Boynton Beach, Fla.
LINEBACKER (4)								
91	Collins, Jamie	LB	6-3	250	10/20/1989	2	Southern Mississippi	McCall Creek, Miss.
58	Fleming, Darius	LB	6-2	255	7/19/1989	3	Notre Dame	Chicago, Ill.
54	Hightower, Dont'a	LB	6-3	270	3/12/1990	3	Alabama	Lewisburg, Tenn.
51	Mayo, Jerod	LB	6-1	250	2/23/1986	7	Tennessee	Hampton, Va.
DEFENSIVE BACK (12)								
25	Arrington, Kyle	CB	5-10	190	8/12/1986	6	Hofstra	Accokeek, Md.
39	Browner, Brandon	CB	6-4	221	8/2/1984	5	Oregon State	Sylmar, Calif.
21	Butler, Malcolm	CB	5-11	190	3/2/1990	R	West Alabama	Vicksburg, Miss.
23	Chung, Patrick	S	5-11	210	8/19/1987	6	Oregon	Rancho Cucamonga, Calif.
37	Dennard, Alfonzo	CB	5-10	200	9/9/1989	3	Nebraska	Rochelle, Ga.
43	Ebner, Nate	DB	6-0	210	12/14/1988	3	Ohio State	Dublin, Ohio
30	Harmon, Duron	DB	6-1	205	1/24/1991	2	Rutgers	Magnolia, Del.
29	Jones, Don	S	5-11	205	5/14/1990	2	Arkansas State	Town Creek, Ala.
32	McCourty, Devin	DB	5-10	195	8/13/1987	5	Rutgers	Montvale, N.J.
24	Revis, Darrelle	CB	5-11	198	7/14/1985	8	Pittsburgh	Aliquippa, Pa.
26	Ryan, Logan	CB	5-11	195	2/9/1991	2	Rutgers	Voorhees, N.J.
27	Wilson, Tavon	DB	6-0	215	3/19/1990	3	Illinois	Washington, D.C.
OFFENSE (26)								
#	NAME	POS	HT	WT	BORN	YR	COLLEGE	H.S. HOMETOWN
OFFENSIVE LINE (9)								
61	Cannon, Marcus	OL	6-5	335	5/6/1988	4	Texas Christian	Odessa, Texas
63	Connolly, Dan	OL	6-4	305	9/2/1982	9	Southeast Missouri St.	St. Louis, Mo.
65	Devey, Jordan	T	6-6	317	1/11/1988	1	Memphis	American Fork, Utah
71	Fleming, Cameron	OL	6-6	325	9/3/1992	R	Stanford	Houston, Texas
67	Kline, Josh	OL	6-3	295	12/29/1989	2	Kent State	Mason, Ohio
77	Solder, Nate	T	6-8	320	4/12/1988	4	Colorado	Buena Vista, Co.
66	Stork, Bryan	OL	6-4	310	11/15/1990	R	Florida State	Vero Beach, Fla.
76	Vollmer, Sebastian	T	6-8	320	7/10/1984	6	Houston	Kaarst, Germany
62	Wendell, Ryan	OL	6-2	300	3/4/1986	6	Fresno State	Pomona, Calif.
QUARTERBACK (2)								
12	Brady, Tom	QB	6-4	225	8/3/1977	15	Michigan	San Mateo, Calif.
10	Garoppolo, Jimmy	QB	6-2	225	11/2/1991	R	Eastern Illinois	Arlington Heights, Ill.
WIDE RECEIVER (7)								
80	Amendola, Danny	WR	5-11	195	11/2/1985	6	Texas Tech	The Woodlands, Texas
17	Dobson, Aaron	WR	6-3	200	7/23/1991	2	Marshall	Dunbar, W.V.
11	Edelman, Julian	WR	5-10	198	5/22/1986	6	Kent State	Redwood City, Calif.
19	LaFell, Brandon	WR	6-3	210	11/4/1986	5	Louisiana State	Houston, Texas
18	Slater, Matthew	WR	6-0	210	9/9/1985	7	UCLA	Anaheim, Calif.
85	Thompkins, Kenbrell	WR	6-1	195	7/29/1988	2	Cincinnati	Miami, Fla.
84	Tyms, Brian	WR	6-3	204	2/21/1989	2	Florida A&M	Ft. Lauderdale, Fla.
RUNNING BACK (5)								
38	Bolden, Brandon	RB	5-11	220	1/26/1990	3	Mississippi	Baton Rouge, La.
46	Develin, James	FB	6-3	255	7/23/1988	2	Brown	Gilbertsville, Pa.
22	Ridley, Stevan	RB	5-11	220	1/27/1989	4	Louisiana State	Natchez, Miss.
34	Vereen, Shane	RB	5-10	205	3/2/1989	4	California	Valencia, Calif.
28	White, James	RB	5-10	205	2/3/1992	R	Wisconsin	Ft. Lauderdale, Fla.
TIGHT END (3)								
87	Gronkowski, Rob	TE	6-6	265	5/14/1989	5	Arizona	Pittsburgh, Pa.
47	Hoomanawanui, Michael	TE	6-4	260	7/4/1988	5	Illinois	Bloomington, Ill.
81	Wright, Tim	TE	6-4	220	4/7/1990	2	Rutgers	Wall Township, N.J.
SPECIALISTS (2)								
#	NAME	POS	HT	WT	BORN	YR	COLLEGE	H.S. HOMETOWN
SPECIALISTS (2)								
6	Allen, Ryan	P	6-2	215	2/28/1990	2	Louisiana Tech	Salem, Ore.
3	Gostkowski, Stephen	K	6-1	215	1/28/1984	9	Memphis	Madison, Miss.
RESERVE/INJURED (4)								
#	NAME	POS	HT	WT	BORN	YR	COLLEGE	H.S. HOMETOWN
RESERVE/INJURED (4)								
31	Gaffney, Tyler	RB	6-0	220	4/20/1991	R	Stanford	San Diego, Calif.
45	Gordon, Cameron	LB	6-3	240	6/5/1991	R	Michigan	Detroit, Mich.
52	Morris, James	LB	6-2	240	11/20/1991	R	Iowa	Solon, Iowa
16	Orton, Greg	WR	6-3	199	12/17/1986	1	Purdue	Huber Heights, Ohio



How The Patriots Were Built

UPDATED: September 2, 2014

<u>YEAR</u>	<u>DRAFTEES (29)</u>	<u>VETERAN FREE AGENTS (11)</u>	<u>WAIVERS (4) / TRADES (1)</u>	<u>ROOKIE AND FIRST-YEAR FREE AGENTS (10)</u>
2000	Tom Brady (6b)			
2004	Vince Wilfork (1a)			
2006	Stephen Gostkowski (4b)			
2008	Jerod Mayo (1) Matthew Slater (5)	Dan Connolly (fa) (JAX)		Ryan Wendell (fa)
2009	Sebastian Vollmer (2d) Julian Edelman (7a)	Rob Ninkovich (5) (NO)		Kyle Arrington (fa) (PHI)
2010	Devin McCourty (1) Rob Gronkowski (2a)			
2011	Nate Solder (1) Shane Vereen (2b) Stevan Ridley (3a) Marcus Cannon (5a)			
2012	Chandler Jones (1a) Dont'a Hightower (1b) Tavon Wilson (2) Nate Ebner (6) Alfonzo Dennard (7a)	Michael Hoomanawanui (5)(STL)		Brandon Bolden (fa) James Develin (fa) (CIN)
2013	Jamie Collins (2a) Aaron Dobson (2b) Logan Ryan (3a) Duron Harmon (3b) Michael Buchanan (7a)	Danny Amendola (fa) (DAL) Sealver Siliga (fa) (SF)	Chris Jones (6) (HOU) CW (TB)	Ryan Allen (fa) Jordan Devey (fa) (BAL) Josh Kline (fa) Kenbrell Thompson (fa) Joe Vellano (fa)
2014	Dominique Easley (1) Jimmy Garoppolo (2) Bryan Stork (4a) James White (4b) Cameron Fleming (4c) Zach Moore (6b)	Brandon Browner (fa) (DEN) Patrick Chung (2) (NE) Darius Fleming (5) (SF) Brandon LaFell (3) (CAR) Darrelle Revis (1) (NYJ) Brian Tyms (fa) (SF)	Bruce Gaston (fa) CW (ARI) Don Jones (7) CW (MIA) Kelcy Quarles (fa) CW (NYG) Tim Wright (fa) (tr-TB)	Malcolm Butler (fa)
NOTE: Team in parenthesis is the player's prior team (#) – indicates round drafted (fa) – indicates non-drafted free agents			<u>Reserve/Injured (4)</u> Tyler Gaffney (6) CW (CAR) Cameron Gordon (fa) James Morris (fa) Greg Orton (fa) (CIN)	



2014 TRANSACTIONS

UPDATED: September 2, 2014

JANUARY, 2014

1/8/2014	Gray, Jonas	Signed to a future contract
1/20/2014	Cave, Braxston	Signed to a future contract
1/20/2014	Devey, Jordan	Signed to a future contract
1/20/2014	Dunn, Reggie	Signed to a future contract
1/20/2014	Mattes, R.J.	Signed to a future contract
1/20/2014	McGuffie, Sam	Signed to a future contract
1/20/2014	Orton, Greg	Signed to a future contract
1/20/2014	Reed, Taylor	Signed to a future contract
1/21/2014	Forston, Marcus	Signed to a future contract

FEBRUARY, 2014

2/28/2014	Gregory, Steve	Released
-----------	----------------	----------

MARCH, 2014

3/10/2014	Grissom, Corry	Released
3/10/2014	McGuffie, Sam	Released
3/10/2014	Moe, TJ	Released
3/10/2014	Reed, Taylor	Released
3/12/2014	Hoomanawanui, Michael	Re-signed
3/12/2014	Sopoaga, Isaac	Released
3/12/2014	Zusevics, Markus	Released
3/15/2014	Browner, Brandon	Signed
3/17/2014	Revis, Darrelle	Signed
3/17/2014	LaFell, Brandon	Signed
3/18/2014	Edelman, Julian	Re-signed
3/19/2014	Hughlett, Charley	Signed
3/31/2014	Wendell, Ryan	Re-signed

APRIL, 2014

4/3/2014	Chung, Patrick	Signed
4/4/2014	Wilson, Adrian	Released
4/24/2014	Hull, Josh	Signed

MAY, 2014

5/5/2014	Smith, Will	Signed
5/8/2014	Easley, Dominique	Drafted
5/9/2014	Garoppolo, Jimmy	Drafted
5/10/2014	Stork, Bryan	Drafted
5/10/2014	White, James	Drafted
5/10/2014	Fleming, Cameron	Drafted
5/10/2014	Halapio, Jon	Drafted
5/10/2014	Moore, Zach	Drafted
5/10/2014	Thomas, Jemea	Drafted
5/10/2014	Gallon, Jeremy	Drafted
5/12/2014	Beck, Tyler	Signed
5/12/2014	Finch, Roy	Signed
5/12/2014	Gary, Shamiel	Signed
5/12/2014	Gordon, Cameron	Signed
5/12/2014	Hawkins, Travis	Signed
5/12/2014	Houston, Stephen	Signed
5/12/2014	Jones, Justin	Signed
5/12/2014	Skinner, Deontae	Signed
5/12/2014	Watson, Asa	Signed
5/15/2014	Beck, Tyler	Released
5/15/2014	Hughlett, Charley	Released
5/16/2014	Fleming, Cameron	Signed/Draft Choice
5/16/2014	Gallon, Jeremy	Signed/Draft Choice
5/16/2014	Moore, Zach	Signed/Draft Choice
5/16/2014	White, James	Signed/Draft Choice
5/16/2014	Deering, Jeremy	Signed
5/16/2014	Fleming, Darius	Signed
5/16/2014	Morris, James	Signed
5/16/2014	Ott, Tyler	Signed
5/19/2014	Halapio, Jon	Signed/Draft Choice
5/19/2014	Stork, Bryan	Signed/Draft Choice
5/19/2014	Thomas, Jemea	Signed/Draft Choice
5/19/2014	Butler, Malcolm	Signed
5/19/2014	Johnson, Derrick	Signed
5/19/2014	McCuller, Taylor	Signed
5/20/2014	Morris, James	Released
5/22/2014	Swanson, Daxton	Signed
5/22/2014	Tuipulotu, L.T.	Signed
5/22/2014	Deering, Jeremy	Released
5/22/2014	Orton, Greg	Released
5/27/2014	Van Hooser, Wilson	Signed
5/27/2014	Wiggins, Reese	Signed

JUNE, 2014

6/2/2014	Garoppolo, Jimmy	Signed/Draft Choice
6/4/2014	Anderson, James	Signed
6/4/2014	Harrison, Mark	Released
6/9/2014	Auffray, Kyle	Signed
6/9/2014	Johnson, Derrick	Released
6/11/2014	Mattes, R.J.	Released
6/12/2014	Johnson, Jeremy	Signed
6/16/2014	Auffray, Kyle	Released
6/17/2014	Epenesa, Seali'i	Signed

JUNE, 2014 (continued)

6/19/2014	Dunn, Reggie	Released
6/23/2014	Easley, Dominique	Signed/Draft Choice
6/23/2014	Martin, Chris	Signed

JULY, 2014

7/16/2014	Armstead, Armond	Reserve/Retired
7/17/2014	Johnson, Jeremy	Released
7/17/2014	Wiggins, Reese	Released
7/18/2014	Johnson, Derrick	Signed
7/18/2014	McDonald, Tyler	Signed
7/20/2014	Byham, Nate	Signed
7/21/2014	Manumaleuna, Eathyn	Signed
7/21/2014	Epenesa, Seali'i	Released
7/23/2014	Orton, Greg	Signed
7/23/2014	McDonald, Tyler	Released
7/25/2014	Byham, Nate	Released
7/27/2014	Orton, Greg	Released
7/27/2014	Stanford, Cole	Signed
7/27/2014	Tyms, Brian	Signed
7/28/2014	Gaffney, Tyler	Claimed off Waivers (CAR)
7/28/2014	Hull, Josh	Released
7/28/2014	Orton, Greg	Placed on Reserve/Injured

AUGUST, 2014

8/2/2014	Stanford, Cole	Released
8/3/2014	Morris, James	Signed
8/10/2014	Hartsock, Ben	Signed
8/10/2014	Maneri, Steve	Signed
8/10/2014	Miller, Terrence	Signed
8/10/2014	Houston, Stephen	Released
8/10/2014	Jones, Justin	Released
8/10/2014	Watson, Asi	Released
8/13/2014	Bass, Ben	Acquired Via Trade (DAL)
8/13/2014	Green, Justin	Traded to Dallas
8/13/2014	Worthy, Jerel	Acquired Via Trade (GB)
8/13/2014	Miller, Terrence	Released
8/14/2014	Hartsock, Ben	Released
8/18/2014	Jones, Justin	Signed
8/18/2014	Ott, Tyler	Released
8/21/2014	Forston, Marcus	Released
8/21/2014	Williams, D.J.	Released
8/25/2014	Anderson, James	Released
8/25/2014	Kelly, Tommy	Released
8/25/2014	Smith, Will	Released
8/25/2014	Jones, Justin	Released
8/26/2014	Wright, Tim	Acquired Via Trade (TB)
8/26/2014	Mankins, Logan	Traded to Tampa Bay
8/26/2014	Bass, Ben	Released
8/26/2014	Hawkins, Travis	Released
8/26/2014	Johnson, Derrick	Released
8/26/2014	Skinner, Deontae	Released
8/26/2014	Thomas, Jemea	Released
8/26/2014	Van Hooser, Wilson	Released
8/26/2014	Gaffney, Tyler	Placed on Reserve/Injured
8/26/2014	Gordon, Cameron	Placed on Reserve/Injured
8/30/2014	Aiken, Danny	Released
8/30/2014	Beauharnais, Steve	Released
8/30/2014	Bequette, Jake	Released
8/30/2014	Boyce, Josh	Released
8/30/2014	Cave, Braxston	Released
8/30/2014	Davis, Ja'Gared	Released
8/30/2014	Davis, Kanorris	Released
8/30/2014	Finch, Roy	Released
8/30/2014	Gallon, Jeremy	Released
8/30/2014	Gary, Shamiel	Released
8/30/2014	Halapio, Jon	Released
8/30/2014	Maneri, Steve	Released
8/30/2014	Martin, Chris	Released
8/30/2014	Manumaleuna, Eathyn	Released
8/30/2014	McCuller, Taylor	Released
8/30/2014	Swanson, Daxton	Released
8/30/2014	Tuipulotu, L.T.	Released
8/30/2014	Worthy, Jerel	Released
8/30/2014	Morris, James	Placed on Reserve/Injured
8/31/2014	Gaston, Bruce	Claimed off Waivers (ARI)
8/31/2014	Quarles, Kelcy	Claimed off Waivers (NYG)
8/31/2014	Mallett, Ryan	Traded to Houston
8/31/2014	White, Chris	Released

SEPTEMBER, 2014

9/1/2014	Bethel Thompson, M.	Signed to the practice squad
9/1/2014	Bequette, Jake	Signed to the practice squad
9/1/2014	Boyce, Josh	Signed to the practice squad
9/1/2014	Davis, Ja'Gared	Signed to the practice squad
9/1/2014	Davis, Kanorris	Signed to the practice squad
9/1/2014	Gray, Jonas	Signed to the practice squad
9/1/2014	Hughlett, Charley	Signed to the practice squad
9/1/2014	Martin, Chris	Signed to the practice squad
9/1/2014	Skinner, Deontae	Signed to the practice squad



2014 TRANSACTIONS

SEPTEMBER, 2014 (continued)

9/1/2014	Swanson, Daxton	Signed to the practice squad
9/1/2014	Jones, Don	Claimed off Waivers (MIA)
9/1/2014	Barker, Chris	Released



UNOFFICIAL DEPTH CHART

Unofficial depth chart compiled by Patriots media relations, September 2, 2014

OFFENSE

WR:	80 Danny Amendola	85 Kenbrell Thompson	18 Matthew Slater	84 Brian Tyms
LT:	77 Nate Solder	61 Marcus Cannon	65 Jordan Devey	
LG:	67 Josh Kline	65 Jordan Devey		
C:	62 Ryan Wendell	<u>66 Bryan Stork</u>		
RG:	63 Dan Connolly	67 Josh Kline		
RT:	76 Sebastian Vollmer	61 Marcus Cannon	<u>71 Cameron Fleming</u>	
TE:	87 Rob Gronkowski	47 Michael Hoomanawanui	81 Tim Wright	
WR:	11 Julian Edelman	17 Aaron Dobson	19 Brandon LaFell	
QB:	12 Tom Brady	<u>10 Jimmy Garoppolo</u>		
RB:	22 Stevan Ridley	38 Brandon Bolden	46 James Develin	
RB:	34 Shane Vereen	<u>28 James White</u>		

DEFENSE

LE:	50 Rob Ninkovich	99 Michael Buchanan	<u>74 Dominique Easley</u>
DT:	75 Vince Wilfork	96 Sealver Siliga	<u>93 Bruce Gaston</u>
DT:	72 Joe Vellano	94 Chris Jones	<u>98 Kelcy Quarles</u>
RE:	95 Chandler Jones	<u>90 Zach Moore</u>	<u>74 Dominique Easley</u>
LB:	91 Jamie Collins	58 Darius Fleming	
LB:	51 Jerod Mayo	58 Darius Fleming	
LB:	54 Dont'a Hightower	58 Darius Fleming	
LCB:	24 Darrelle Revis	26 Logan Ryan	<u>21 Malcolm Butler</u>
RCB:	37 Alfonzo Dennard	25 Kyle Arrington	39 Brandon Browner
S:	30 Duron Harmon	23 Patrick Chung	43 Nate Ebner
S:	32 Devin McCourty	27 Tavon Wilson	29 Don Jones

SPECIAL TEAMS

K:	3 Stephen Gostkowski
P:	6 Ryan Allen
H:	6 Ryan Allen
PR:	11 Julian Edelman 80 Danny Amendola
KR:	34 Shane Vereen 18 Matthew Slater
LS:	50 Rob Ninkovich

PRONUNCIATION GUIDE

Danny Amendola	am-men-DOLE-uh	Stevan Ridley	STEE-ven
Alfonzo Dennard	DENN-erd	Sealver Siliga	SIL-ver SEE-ling-gah
Jordan Devey	DEH-vee	Nate Solder	SOLD-er
Dominique Easley	DAW-min-eek	Brian Tyms	TIMS
Stephen Gostkowski	gost-COW-ski	Shane Vereen	vuh-REEN
Dont'a Hightower	don-TAY	Ryan Wendell	when-DELL
Michael Hoomanawanui	HO-oh-mah-nah-wah-noo-wee	Tavon Wilson	TAY-von
Jerod Mayo	je-ROD		