



GILLETTE STADIUM (68,756) / AUGUST 22, 2014 • 7:30PM / PANTHERS.COM / @PANTHERSPR

CAROLINA PANTHERS (1-1) AT NEW ENGLAND PATRIOTS (1-1)

PANTHERS TRAVEL TO NEW ENGLAND FOR FIRST ROAD TEST OF PRESEASON

The Carolina Panthers passed several hurdles in Week 2 of the pre-season and now travel to play on the road for the first time when they meet the New England Patriots at Gillette Stadium Friday night. The second week of preseason play brought Carolina's first win, a 28-16 decision over Kansas City, but more importantly brought encouragement about the return to the field of two of their most prominent offensive players.

Quarterback Cam Newton played for the first time since offseason ankle surgery and guided the Panthers to a pair of first half touchdowns and a 14-6 halftime advantage while completing four of nine passes for 65 yards.

"He did the things we needed him to do," says head coach Ron Rivera. "It was his first live action and he was a little antsy and wanted to make some things happen. Once he settled in and started to move you saw him gain confidence and he made plays."

It was running back Jonathan Stewart, whose season started late a year ago with an ankle injury and ended prematurely with a knee injury, who jumpstarted the offense with a 17-yard run and punctuated it with two touchdown runs. He finished with 26 yards and two touchdowns on four rushes and now looks to rejoin the triple back-field threat of DeAngelo Williams and Mike Tolbert.

The Panthers rushing leader was Fozzy Whittaker, a training camp free agent signee who had 71 yards and a touchdown on 13 carries as the Panthers gained 129 yards on the ground against the Chiefs. Still seeking consistency behind a revamped offensive line, the Panthers totaled 279 yards total offense, 278 of which came in the final three quarters.

Anchoring that group is Pro Bowl center Ryan Kalil who started between third-round draft choice Trai Turner at right guard and third-year player Amini Silatolu at left guard. Manning the tackle positions are a pair of players who came in the NFL as free agents, Byron Bell on the left side and Nate Chandler at right tackle.

Equal distribution was the theme for the receivers as nine different players shared 11 receptions, including No. 1 draft choice Kelvin Benjamin and Brenton Bersin, who tied for the team lead with two each.

"The first few series weren't what we hoped to be but we felt we were on the verge," says Rivera. "Then all of a sudden things started to happen and guys started to make plays. We missed some opportunities, but how Cam finished up with is what we're hoping for and we're going to continue to work towards."

The defense also started slower than Rivera would have liked, but steadied itself to limit the Chiefs to two first half field goals. The

pass rush that led the NFL in sacks last season exerted itself with a pair of sacks by Luke Kuechly and Star Lotulelei and the run defense stiffened but Rivera is looking for a faster start.

"It's happened to us for two weeks in a row. Eventually we bowed our neck and forced some field goals, but we can't hold on to them," says Rivera. "The hard part is that when you look at it, it's not one guy. It's a group of individuals. One guy on this play, one guy on that play."

In addition to the sacks, the Panthers came up with one take away as linebacker A.J. Klein intercepted a pass and returned it 29 yards to the eight yard line to set up Carolina's final score.

One of Carolina's most effective weapons in the first half was punter Brad Nortman, who averaged 64.0 yards with a net of 48.3 yards on his three first half punts. Kicker Graham Gano also returned after missing the opening game with a sore back.

"There was a lot to be encouraged about with the performance against Kansas City, but also a lot of areas that we need to work on," says Rivera. "The Chiefs were a playoff team from a year ago and we are facing another playoff team this week in the Patriots. It will also be our first road game so we will be going through a different routine on a short week."

DUAL-THREAT QUARTERBACK

In three full seasons, quarterback Cam Newton has totaled 92 touchdowns, passing for 64 and rushing for 28. Newton is the only player in NFL history with 50-plus passing touchdowns and 25-plus rushing touchdowns in a three-season span at any point in a career.

His 92 total touchdowns are the second-most in NFL history in a player's first three seasons.

MOST TOTAL TOUCHDOWNS / FIRST THREE SEASONS

Player	Total TDs	Pass TDs	Rush TDs
Dan Marino	100	98	2
Cam Newton	92	64	28
Peyton Manning	88	85	3
Andy Dalton	87	80	7
Jeff Garcia	85	74	11

Newton has used his legs and right arm to produce 13,331 combined rushing and passing yards, the most in NFL history through a player's first three seasons. Newton is the first player in NFL history to have 10,000 passing and 2,000 rushing yards in his first four seasons (accomplished in three seasons).

THIS WEEK IN THE NFC SOUTH

All four NFC South teams continue the preseason this week. Carolina travels to New England, Tampa Bay travels to Buffalo, New Orleans to Indianapolis and Atlanta hosts Tennessee.

In the 2014 regular season, the NFC South will face the NFC North (28-34-1 in 2013) and the AFC North (31-33 in 2013). Carolina will also play the first-place teams in the NFC West (Seattle, 13-3) and the NFC East (Philadelphia, 10-6).

THIS WEEK'S NFC SOUTH SCHEDULE

Friday	Carolina at New England	7:30 p.m.
Saturday	Tampa Bay at Buffalo	4:30 p.m.
Saturday	Tennessee at Atlanta	7 p.m.
Saturday	New Orleans at Indianapolis	8 p.m.

2013 REGULAR SEASON NFC SOUTH STANDINGS

	W	L	PCT.	PF	PA
* Carolina	12	4	.750	366	241
* New Orleans	11	5	.688	414	304
Atlanta	4	12	.250	353	443
Tampa Bay	4	12	.250	288	389

* 2013 Playoff Team

MEDIA INFORMATION / CONTACTS

Panthers.com – For the most up-to-date information on the Carolina Panthers, please visit the team's official web site at www.panthers.com. Updated daily, the web site has the most extensive information on upcoming games and the most comprehensive news on the Panthers.

Panthers Communications Department

Charlie Dayton, Communications Director (704) 358-7471
charlie.dayton@panthers.nfl.com

Steven Drummond, Media Relations Manager (704) 358-7448
steven.drummond@panthers.nfl.com

Ryan Anderson, Communications Coordinator (704) 358-7473
ryan.anderson@panthers.nfl.com

Chase Altieri, Communications Intern (704) 358-7741
chase.altieri@panthers.nfl.com

Sunday Cannon, Communications Intern (704) 358-7449
sunday.cannon@panthers.nfl.com

Media Website – The Panthers media website can be accessed at <http://media.panthers.com> or by going to Panthers.com and clicking on "Media Only" in the News section. It is password protected and will be available to the media and others to whom are provided the username and password.

URL – <http://media.panthers.com>

Username – panthersmedia (all lowercase)

Password – carolina (all lowercase)

Twitter – Follow the Panthers communications department on Twitter at @PanthersPR.

BROADCAST INFORMATION

WCCB CHARLOTTE

TELEVISION

Panthers TV Network
(WCCB-TV in Charlotte)

Play-by-Play: Mick Mixon

Color Analyst: Mike Rucker

Sideline: Kelli Bartik



SPANISH RADIO

WGSP-AM
(1310 AM in Charlotte)

Play-by-Play: Jaime Moreno

Color Analyst: Luis Moreno, Jr.



RADIO FLAGSHIP

WBT-AM
(1110 AM in Charlotte)

Play-by-Play: Jim Szoke

Color Analyst: Eugene Robinson

Sideline: Jordan Gross

2014 PANTHERS SCHEDULE

PRESEASON (1-1)

Friday	Aug. 8	BUFFALO	L, 20-18	
Sunday	Aug. 17	KANSAS CITY	W, 28-16	
Thursday	Aug. 22	@ New England	8 p.m.	WCCB
Thursday	Aug. 28	@ Pittsburgh	7:30 p.m.	WCCB

REGULAR SEASON

Sunday	Sept. 7	@ Tampa Bay	4:25 p.m.	FOX
Sunday	Sept. 14	DETROIT	1 p.m.	FOX
Sunday	Sept. 21	PITTSBURGH	8:30 p.m.	NBC
Sunday	Sept. 28	@ Baltimore	1 p.m.	CBS
Sunday	Oct. 5	CHICAGO	1 p.m.*	FOX
Sunday	Oct. 12	@ Cincinnati	1 p.m.*	FOX
Sunday	Oct. 19	@ Green Bay	1 p.m.*	FOX
Sunday	Oct. 26	SEATTLE	1 p.m.*	FOX
Thursday	Oct. 30	NEW ORLEANS	8:25 p.m.	NFLN
Monday	Nov. 10	@ Philadelphia	8:30 p.m.	ESPN
Sunday	Nov. 16	ATLANTA	1 p.m.*	FOX
Sunday	Nov. 23	BYE		
Sunday	Nov. 30	@ Minnesota	1 p.m.*	FOX
Sunday	Dec. 7	@ New Orleans	1 p.m.*	FOX
Sunday	Dec. 14	TAMPA BAY	1 p.m.*	FOX
Sunday	Dec. 21	CLEVELAND	1 p.m.*	CBS
Sunday	Dec. 28	@ Atlanta	1 p.m.*	FOX

POSTSEASON (2015)

Sat-Sun	Jan 3-4	Wild Card Playoffs		
Sat-Sun	Jan 10-11	Divisional Playoffs		
Sunday	Jan 18	Conference Championships		
Sunday	Jan 25	Pro Bowl	Glendale, Arizona	
Sunday	Feb 2	Super Bowl XLIX	Glendale, Arizona	

All times are Eastern Standard Time

CAPS = HOME GAMES

*Subject to Flex Scheduling – Potential for time change



PRESEASON GAME 3: CAROLINA PANTHERS AT NEW ENGLAND PATRIOTS



NOTABLE CONNECTIONS

- Panthers general manager Dave Gettleman was born in Boston and attended Springfield College.
- Panthers senior offensive assistant John Ramsdell played running back at Springfield College in Massachusetts from 1972-75.
- Panthers assistant strength and conditioning coach Jason Benguche played at Springfield College and coached at Massachusetts during the 2005 spring semester.
- Panthers linebacker Luke Kuechly played collegiately at Boston College.
- Panthers wide receiver Tiquan Underwood played for the Patriots in 2011.
- Patriots special teams coach Scott O'Brien served as the Panthers assistant head coach and special teams coach for six seasons (1999-2004).
- Patriots linebacker James Anderson is a native to Roanoke Rapids, N.C., and spent seven seasons with the Panthers from 2006-12.
- Patriots wide receiver Josh Boyce is from Columbia, S.C.
- Patriots running back Tyler Gaffney was a sixth-round draft choice of the Panthers in 2014.
- Patriots wide receiver Brandon LaFell was drafted by the Panthers in 2010 and spent four seasons with the Panthers from 2010-2013.

STATISTICAL SNAPSHOT

Here are the final 2013 regular season averages and NFL rankings for the Carolina Panthers and the New England Patriots in some key statistical categories:

	Carolina		New England	
	Avg.	Rank	Avg.	Rank
OFFENSE				
Total Yards Per Game	316.8	26th	384.5	3rd
Rushing Yards Per Game	126.6	11th	129.1	3rd
Rushing Yards Per Attempt	4.2	16th	4.4	3rd
Passing Net Yards Per Game	190.2	29th	255.4	4th
Sacks Per Pass Play	8.3%	26th	5.9%	5th
Sacks Allowed	43	n/a	40	n/a
Third Down Efficiency	43.8%	4th	37.6%	8th
Points Per Game	22.9	14th(t)	27.8	2nd
DEFENSE				
Total Yards Per Game	301.3	2nd	373.1	15th
Rushing Yards Per Game	86.9	2nd	134.1	16th
Rushing Yards Per Attempt	4.0	12th	4.5	13th
Passing Net Yards Per Game	214.3	6th	239.0	10th
Sacks Per Pass Play	9.6%	1st	7.5%	2nd
Sacks	60	n/a	48	n/a
Third Down Efficiency	35.8%	12th	42.2%	13th
Points Per Game	15.1	2nd	21.1	5th

THE SERIES

The Panthers travel to New England for the first road game of the 2014 preseason. The game marks the seventh preseason meeting between the teams. The teams met in the preseason for four consecutive years between 1999-2002 and again in 2004 and 2007. The game is a rematch of last season's Monday Night Football contest that came down to the final play as the Panthers earned a 24-20 victory. The Panthers and Patriots have met six times in the regular season and playoffs, including in Super Bowl XXXVIII.

BY THE NUMBERS (regular season & postseason)

Record vs. Patriots:	3-3
Last regular season game:	Car 24, NE 20 (11/18/13)
Panthers largest winning margin:	10 at Car (9/18/05)
Patriots largest winning margin:	32 at Car (1/6/02)
Current series streak:	1 game, Car (2013-)
Panthers longest win streak:	1 game, twice (1995, 2005, 2013)
Patriots longest win streak:	2 games (2002-04)
Most Points, Panthers:	29, Super Bowl XXXVIII (2/1/04)
Most Points, Patriots:	38 at Car (1/6/02)
Most Points, both teams:	61, Super Bowl XXXVIII (2/1/04)
Fewest Points, Panthers:	6 at Car (1/6/02)
Fewest Points, Patriots:	17, twice, last at Car (09/18/05)
Fewest Points, both teams:	30 at N.E. (12/13/09)

PANTHERS BESTS VS. NEW ENGLAND

Rushing yards:	168, Richard Huntley at Car (1/6/02)
Receiving yards:	140, Muhsin Muhammad, Super Bowl XXXVIII (2/1/04)
Receptions:	7, twice, last Brandon LaFell at Car (11/18/13)
Passing yards:	323, Jake Delhomme, Super Bowl XXXVIII (2/1/04)



Muhsin Muhammad's 140 receiving yards in Super Bowl XXXVIII (2/1/04) are the most ever by a Panthers player vs. the New England Patriots.

THE HEAD COACHES



Ron RIVERA

NFL: 18th season

Panthers: 4th season

Regular Season: 25-23 (.521)

Postseason: 0-1 (.000)

Ron Rivera became the fourth coach in Carolina Panthers history on January 11, 2011. In 2013, his third year with the Panthers, Rivera led Carolina to 12 wins, the NFC South division title and the first playoff appearance since 2008. After starting the season with a 1-3 record, the Panthers won 11 of their final 12 regular season games – including a franchise record eight-game winning streak – to secure the No. 2 seed in the NFC and a first-round bye. In recognition of that success, Rivera was named NFL Coach of the Year.

Carolina's record has improved every season since Rivera became head coach in 2011. Dating back to Week 12 of the 2012 season, the Panthers have won 17 of their last 22 regular season games.

Before joining the Panthers, Rivera worked with the San Diego Chargers from 2007-2010, coaching inside linebackers before taking over as defensive coordinator midway through the 2008 season. In 2010, San Diego led the NFL with an average of 271.6 total yards allowed per game and gave up a League-low 177.8 passing yards per game.

From 2004-06, Rivera oversaw the Chicago Bears defense, guiding the unit to two top-five finishes in the league. In 2006, the Bears defense led the NFL with 44 takeaways and finished fifth in total defense and third in scoring defense, helping propel Chicago to an appearance in Super Bowl XLI. In 2005, Rivera's defensive unit ranked second in the NFL in total defense and first in scoring defense. The Bears went 43 consecutive quarters without allowing more than seven points – the longest streak in the NFL since 1969.

Prior to serving as defensive coordinator with the Bears, Rivera was linebackers coach for the Eagles (1999-2003) and defensive quality control coach for the Bears (1997-98).

A second-round draft choice in 1984 by Chicago, Rivera played nine seasons with the Bears. Primarily an outside linebacker, he was a member of the Super Bowl XX championship team in 1985.

An All-American at the University of California, Rivera finished his career as the school's all-time leader in sacks with 22 and tackles with 336.

Born January 7, 1962 in Fort Ord, Calif. He and his wife, Stephanie, have two children – Christopher and Courtney.

RIVERA COACHING HISTORY

2011-	Carolina Panthers	Head Coach
2008-10	San Diego Chargers	Defensive Coordinator
2007-08	San Diego Chargers	Inside Linebackers
2004-06	Chicago Bears	Defensive Coordinator
1999-2003	Philadelphia Eagles	Linebackers
1997-98	Chicago Bears	Defensive Quality Control



Bill BELICHICK

NFL: 40th season

Patriots: 15th season

Regular Season: 199-105 (.655)

Postseason: 19-9 (.679)

Bill Belichick is in his 40th season as an NFL coach and is the only head coach in NFL history to win three Super Bowl titles in a four-year span. Belichick leads all active head coaches and is currently ranked fifth on the NFL's all-time list with 218 total victories. He is the eighth NFL coach to reach 200 career wins.

Belichick is in his 15th season as New England's head coach. Through 14 seasons, Belichick has delivered three Super Bowl championships, five conference titles, 11 division crowns and 18 playoff victories.

Belichick directed the Patriots to victories in Super Bowls XXXVI (2001), XXXVIII (2003) and XXXIX (2004), and in 2007 he became the first NFL head coach to guide his team to a 16-0 regular season. Only one coach (Pittsburgh's Chuck Noll, 4) has won more Super Bowls than Belichick, and his three Super Bowl titles tie Washington's Joe Gibbs and San Francisco's Bill Walsh for second place on the NFL's all-time list.

Belichick launched his coaching career in 1975 with the Baltimore Colts and continued as an assistant coach with Detroit (1976-77), Denver (1978) and the New York Giants (1979-90). Belichick was named head coach of the Cleveland Browns in 1991, becoming the youngest head coach in the NFL at age 38. By 1994, Belichick's Browns advanced to the second round of the playoffs. In 1996, Belichick joined New England and was a key contributor to the Patriots first division title in 10 years en route to an appearance in Super Bowl XXXI. He then spent three seasons with the New York Jets from 1997 to 1999.

Belichick was a center/tight end at Wesleyan 1971-74. He was born April 16, 1952 in Nashville, Tenn.

BELICHICK COACHING HISTORY

2000-	New England Patriots	Head Coach
1997-99	New York Jets	Assistant Head Coach/ Secondary
1996	New England Patriots	Assistant Head Coach/ Secondary
1991-95	Cleveland Browns	Head Coach
1989-90	New York Giants	Defensive Coordinator/ Secondary
1985-88	New York Giants	Defensive Coordinator
1983-84	New York Giants	Linebackers
1981-82	New York Giants	Special Teams/Linebackers
1979-80	New York Giants	Special Teams
1978	Denver Broncos	Assistant Special Teams/ Asst. to Def. Coordinator
1977	Detroit Lions	Assistant Special Teams/ Tight Ends/ Wide Receivers
1976	Detroit Lions	Assistant Special Teams
1975	Baltimore Colts	Special Assistant

OPPONENT NOTES

In addition to home and away games against NFC South foes Atlanta, New Orleans and Tampa Bay, Carolina will play all four teams from both the NFC North and AFC North in 2014. The Panthers' remaining two 2014 intraconference opponents are based on the 2013 standings. Carolina will host Seattle and play at Philadelphia since all three teams finished first in their respective divisions.

2014 OPPONENTS

HOME	AWAY
Atlanta Falcons (4-12)	Atlanta Falcons (4-12)
New Orleans Saints (11-5)	New Orleans Saints (11-5)
Tampa Bay Buccaneers (4-12)	Tampa Bay Buccaneers (4-12)
Chicago Bears (8-8)	Green Bay Packers (8-7-1)
Detroit Lions (7-9)	Minnesota Vikings (5-10-1)
Cleveland Browns (4-12)	Baltimore Ravens (8-8)
Pittsburgh Steelers (8-8)	Cincinnati Bengals (11-5)
Seattle Seahawks (13-3)	Philadelphia Eagles (10-6)

Following are a few notes on Carolina's 2014 opponents:

- The Panthers will play nine games against teams that finished the year with a .500 or better record, including six contests against opponents who made the playoffs during the 2013 campaign.
- Carolina is tied with San Francisco for the 17th-toughest strength of schedule (.494) based on 2013 records. The Panthers had the toughest strength of schedule (.543) entering the 2013 season.
- The Panthers have compiled a 12-12 regular season record versus the NFC North since division realignment in 2002.
- The game against Minnesota will be played outdoors at the University of Minnesota's TCF Bank Stadium while the Vikings' new stadium is under construction.
- Carolina will host the Seahawks for the third consecutive year. It will mark the teams' fourth meeting in the last five years after they only played three times in the franchise's first 15 seasons.
- The Panthers own a 5-7 all-time record against the AFC North.
- The Panthers play 14 of their 16 games outdoors in 2014.

2013 TEAM LEADERS

Scoring:	Graham Gano	114 (24 FG, 42 PAT)
Total Touchdowns:	Cam Newton	8 (8 rushing)
Pass Attempts:	Cam Newton	473
Pass Completions:	Cam Newton	292
Completion Percentage (min. 50 att):	Cam Newton	61.7%
Passing Yards:	Cam Newton	3,379
Passing Touchdowns:	Cam Newton	24
Passer Rating (min. 50 att):	Cam Newton	88.8
Rushing Yards:	DeAngelo Williams	843
Rushing Attempts:	DeAngelo Williams	201
Rushing Touchdowns:	Cam Newton	6
Yards Per Rush (min. 32 att):	Cam Newton	5.3
Receptions:	Greg Olsen	73
Receiving Yards:	Greg Olsen	816
Receiving Touchdowns:	Greg Olsen	6
Yards Per Reception (min. 16 rec)	Ted Ginn, Jr.	15.4
Total Yards From Scrimmage:	DeAngelo Williams	1,176 (843 rushing, 333 receiving)
Tackles:	Luke Kuechly	176
Sacks:	Greg Hardy	15.0 ^
Interceptions:	Luke Kuechly, Mike Mitchell	4
Punt Returns:	Ted Ginn, Jr.	26
Punt Return Average (min. 10 ret):	Ted Ginn, Jr.	12.2 †
Kickoff Returns:	Ted Ginn, Jr.	25
Kickoff Return Average (min. 10 ret):	Ted Ginn, Jr.	23.8
Gross Punting Average:	Brad Nortman	47.8 †

^ Ties Team Record

† Team Record

NEW TO THE PANTHERS IN 2014

KEY PLAYER ACQUISITIONS

WR JASON AVANT — FA '14

Avant spent the first eight seasons (2006-13) of his career with the Philadelphia Eagles. Including the playoffs, Avant has converted 81 of 94 career third down catches for first downs. Avant produced three consecutive seasons of 50-plus catches from 2010-12.

CB ANTOINE CASON — UFA '14 (ARI)

A first-round draft choice of the Chargers in 2008, Cason has not missed a game in his six NFL seasons — a streak of 96 games, tied for the third-longest active streak among NFL cornerbacks. He is just one of five active NFL players with multiple interceptions in each of his first six seasons, joining Champ Bailey, DeAngelo Hall, Leon Hall and Aqib Talib.

WR JERRICHO COTCHERY — UFA '14 (PIT)

A former record-setting receiver at NC State, Cotchery returned to North Carolina when he signed with the Panthers in March. Cotchery joined the Panthers after three seasons (2011-13) with the Pittsburgh Steelers and seven seasons (2004-10) with New York Jets. In 2013, Cotchery led the Steelers with a career-high 10 touchdowns. He posted back-to-back seasons of 82 catches in 2006 and 2007 with the Jets, tallying more than 1,000 receiving yards in 2007.

S THOMAS DECoud — FA '14

DeCoud played six seasons (2008-13) with the Atlanta Falcons. He has started all but one of the 83 regular season and playoff contests he played since the beginning of 2009. DeCoud earned a Pro Bowl selection in 2012 after leading the Falcons with a career-high six interceptions. DeCoud totaled more than 100 stops in three consecutive seasons from 2009-11, including a career-high 113 in 2009 and 2010.

TE ED DICKSON — UFA '14 (BAL)

Dickson joined the Panthers after spending the first four seasons (2010-13) of his career with Baltimore. Dickson's best season came in 2011 when he posted career highs in starts (16), receptions (54), receiving yards (528) and touchdowns (five). He won a Super Bowl ring with the Ravens after the 2012 season.

S ROMAN HARPER — FA '14

A two-time Pro Bowl selection (2009, 2010), Harper played the first eight seasons (2006-13) of his career with the New Orleans Saints. Since being drafted by the Saints in the second round of the 2006 NFL Draft out of Alabama, Harper has started 104 of 108 regular season games played. His 17 sacks since 2006 are the most among NFL defensive backs during that time. He earned a Super Bowl ring with the Saints in Super Bowl XLIV.

WR TIQUAN UNDERWOOD — UFA '14 (TB)

Underwood spent the last two seasons (2012-13) with the Tampa Bay Buccaneers. He previously played for the Jacksonville Jaguars (2009-10) and New England Patriots (2011). In 2013, he set career-highs in receiving yards (440), average per catch (18.3 yards) and touchdowns (four). Underwood averaged 40.0-yards per touchdown reception, with three of the four touchdowns coming from 20 or more yards.

2014 NFL DRAFT CHOICES

DT KELVIN BENJAMIN D1 '14 (28)

As a senior in 2013, Benjamin earned second-team All-ACC honors and led the national champion Seminoles with 1,011 receiving yards and 15 touchdowns on 54 receptions. The 15 touchdowns ranked third in the nation, tying the school record. In his final four games, Benjamin caught 21 passes for a 21-yard average. In his final regular season game at rival Florida, Benjamin recorded career highs with nine catches, 212 receiving yards and three touchdowns. In the BCS National Championship game against Auburn, Benjamin scored the game-winning touchdown on a two-yard reception with 13 seconds left. In two seasons at Florida State (2012-13), Benjamin totaled 84 receptions for 1,506 yards and 19 touchdowns.

DE KONY EALY, MISSOURI D2 '14 (60)

Ealy earned first-team All-Southeastern Conference honors as a junior in 2013, ranking second on the Tigers with 9.5 sacks and 14.5 tackles for loss while leading the team with 14 quarterback pressures — the second most in school history. In three seasons (2011-13) at Missouri, Ealy produced 93 tackles, 27.5 tackles for loss, 14 sacks, 19 quarterback pressures, four forced fumbles, one fumble recovery, one interception for a touchdown and 13 passes defended.

G TRAI TURNER, LOUISIANA STATE D3 '14 (92)

Turner played in 25 games with 20 starts at right guard for the Tigers before entering the NFL following his sophomore season. In two seasons, Turner delivered 115 knockdowns and 29 touchdown-resulting blocks while surrendering just three sacks. In his final season, Turner earned second-team All-SEC honors, leading the conference with 21 touchdown-resulting blocks and ranking first on the team with 64 knockdowns. Turner allowed only one sack and opened holes for the Tigers to rush for 2,630 yards and a school-record 37 touchdowns while providing protection for an offense that passed for 3,263 yards — the third most in school history.

S TRE BOSTON, NORTH CAROLINA D4 '14 (128)

In four seasons (2010-13) with the Tar Heels, Boston led or tied for the team lead in interceptions in three of them and twice paced the team in tackles. Boston played in 48 games with 40 starts — 31 starts at safety and nine at cornerback — finishing his career third in school history with 13 interceptions. In 2013, Boston was a second-team All-ACC choice, starting 13 games at safety and leading UNC with 94 tackles, five interceptions and 13 passes defended.

CB BENÈ BENWIKERE, SAN JOSE STATE D5 '14 (148)

Benwikere was a two-time all-conference selection and twice led San Jose State in interceptions. He finished his career tied for first in school history with 14 interceptions. As a junior in 2012, he tied for second in the nation with seven interceptions and matched a school record with three interceptions, all in the second half, against Louisiana Tech.

STADIUM RENOVATIONS

This offseason, Bank of America Stadium underwent its first major renovation. The project included the installation of escalators, two ribbon boards that encircle the entire stadium bowl and two new high-definition video boards located above each end zone.



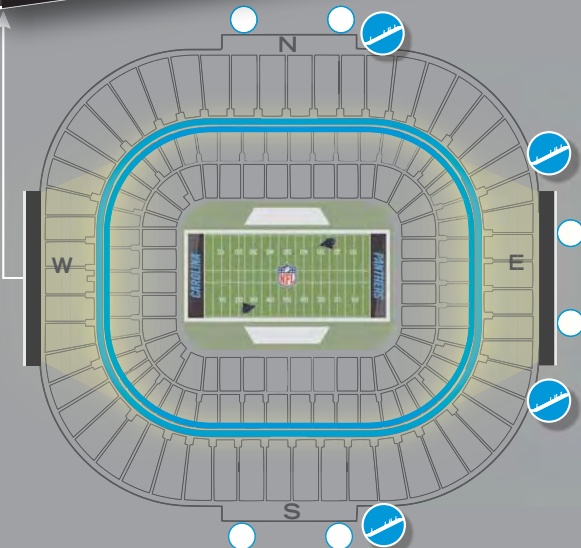

2014 GAMEDAY UPGRADES

VIDEO BOARDS



NEW
11,016.75
Sq Ft.

OLD
2,425.5
Sq Ft.



PROGRAMMABLE LED LIT DOMES



(2) 5' TALL 360 RIBBON BOARDS

SCORES / CLOCKS / SOCIAL MEDIA / ADS
STATS / GRAPHICS / CLOSED CAPTIONING

DISTRIBUTED AUDIO SYSTEM

- 600 Speakers
- 750,000 Watts
- 130' MAX DISTANCE FROM SPEAKER TO FAN



ESCALATORS



panthers.com

2014 PRESEASON OPPONENTS

A nationally-televised game against the Kansas City Chiefs highlights the Carolina Panthers 2014 preseason schedule. The Panthers play the Chiefs on Sunday, Aug. 17 at 8 p.m. on FOX. The game is the second of two home games to open preseason play. The Panthers host Buffalo on Friday, Aug. 8 and travel to New England on Friday, Aug. 22 and Pittsburgh on Thursday, Aug. 28. The Panthers are 36-41 in the preseason. Carolina finished at least .500 in the preseason in each of its five playoff seasons, including a 3-1 mark last year.



Preseason Game 1: vs. Buffalo Bills

Friday, August 8, 7:30 p.m.

The Panthers open the 2014 preseason with a home game against the Buffalo Bills. The game will mark the fourth preseason meeting between the teams. The teams played preseason contests against each other in 1996, 1998 and 2006. The teams met during the 2013 regular season with the Bills earning a 24-23 victory.



Preseason Game 2: vs. Kansas City Chiefs

Sunday, August 17, 8 p.m.

The preseason continues for the Panthers with a second consecutive home game, taking on the Kansas City Chiefs in a game televised nationally on FOX. The Panthers and Chiefs have met just once previously in the preseason with the Chiefs earning a 30-10 victory in 1997.



Preseason Game 3: at New England Patriots

Friday, August 22, 7:30 p.m.

The Panthers travel to New England for the first road game of the 2014 preseason on Aug. 22. The game marks the seventh preseason meeting between the teams. The teams met in the preseason for four consecutive years between 1999-2002 and again in 2004 and 2007. The game is a rematch of last season's Monday Night Football contest that came down to the final play as the Panthers earned a 24-20 victory.



Preseason Game 4: vs. Pittsburgh Steelers

Thursday, August 29, 7:30 p.m.

The Panthers will conclude the 2014 preseason with a road game against the Pittsburgh Steelers, the Panthers most common preseason opponent. The Panthers and Steelers will match up for the 12th consecutive year in the finale and 16th time in 20 seasons overall. The only preseasons they haven't played are 1995, 1996, 2001 and 2002. Pittsburgh leads the preseason series 10-5.

WHAT TO LOOK FOR IN 2014

- These players can reach the 100 career games played milestone in 2014: **Antoine Cason** (96 games), **Colin Cole** (99 games), **Thomas DeCoud** (89), **Charles Johnson** (93), **Ryan Kalil** (87), **Mike Tolbert** (91), and **DeAngelo Williams** (96).
- If running back **DeAngelo Williams** plays all 16 games in 2014, he will reach 127 games played, ninth-most in Panthers history. Williams can move into the top 10 by playing 12 games.
- With 13 games played in 2014, center **Ryan Kalil** would become the third offensive lineman in team history to play in 100 career games.
- With 16 starts in 2014, center **Ryan Kalil** and linebacker **Thomas Davis** would be the ninth and 10th players in Panthers history to start in 100 career games.
- With 178 tackles linebacker **Luke Kuechly** will pass Chris Gamble (558 from 2004-12) for third most in Panthers history.
- Quarterback **Cam Newton** can pass Steve Beuerlein (1996-2000) for second all-time in passing attempts, completions and passing touchdowns. Newton needs 249 attempts, 160 completions and 23 touchdowns to pass Beuerlein (1,723; 1,041; 86) in those categories.
- With 54 rushing yards, **Cam Newton** can pass Stephen Davis (2,085 from 2003-05) for fifth all-time in Panthers history. Newton needs 499 rushing yards to pass Tshimanga Biakabutuka (2,530 from 1996-2001) for fourth all-time.
- With two interceptions, cornerback **Antoine Cason** would become one of three active players with multiple interceptions in each of their first seven seasons, joining Champ Bailey and DeAngelo Hall.
- With three interceptions, safety **Charles Godfrey** (11) can tie Doug Evans and Richard Marshall (14) for the fifth-most interceptions in team history.
- With 349 receiving yards tight end **Greg Olsen** will pass Brandon LaFell (2,385 from 2010-13) and Mark Carrier (2,547 from 1995-98) for fourth all-time in team history.
- With two sacks, defensive end **Charles Johnson** will pass Mike Rucker (55.5 from 1999-2007) for the second-most in team history.
- With 10 sacks this season, defensive end **Charles Johnson** would become the second player in team history with double-digit sacks in four or more seasons (Julius Peppers).
- With 10 sacks this season, defensive end **Greg Hardy** can become the fourth player in team history with double-digit sacks in three or more seasons.



Ryan Kalil can become the third offensive lineman in team history to play in 100 games if he plays in 13 games in 2014.

RIVERA & KUECHLY TAKE HOME NFL HONORS IN 2013

In February, Ron Rivera was selected as 2013 NFL Coach of the Year, and linebacker Luke Kuechly won 2013 NFL Defensive Player of the Year. The honors were presented by the Associated Press and determined by a vote of 50 media members who cover the NFL.

Rivera received 21.5 votes. Kansas City Chiefs coach Andy Reid finished second with 13.5 votes. He is the second coach in Panthers history to earn the award, joining Dom Capers who won in 1996.

Rivera previously was named NFL Coach of the Year by the Professional Football Writers of America, *Sporting News* and CBSSports.com. He was named NFC Coach of the Year by the NFL 101 Awards. On January 28, he signed a three-year contract extension through the 2017 season.

In his third year with the Panthers, Rivera led Carolina to 12 wins, the NFC South division title and their first playoff appearance since 2008. After starting the season with a 1-3 record, the Panthers won 11 of their final 12 regular season games – including a franchise record eight-game winning streak – to secure the No. 2 seed in the NFC and a first-round bye.

Carolina's record has improved every season since Rivera took over a team that went 2-14 in 2010, with the Panthers going 6-10 in his first year, 7-9 in 2012 and 12-4 in 2013. Dating back to Week 12 of the 2012 season, the Panthers have won 17 of their last 22 regular season games.



Kuechly, who received 13 votes to edge Robert Mathis of the Indianapolis Colts by 1.5 votes, has played a pivotal part in the Panthers' turnaround. He took over leadership of the defense midway through his rookie season in 2012 and has performed like a veteran in that role since Day One, being described by Rivera as the quarterback of the defense.

With Kuechly captaining the unit, the Panthers ranked second in the NFL in total and scoring defense in 2013, allowing 301.2 yards and 15.1 points per game.

Kuechly was named NFL Rookie of the Year after leading the Panthers with a franchise record 205 tackles in 2012. He led the Panthers again in 2013 with 176 stops and tied for the team lead with four interceptions. He is the first Panther to be named AP Defensive Player of the Year.

In the two seasons (2012-13) since Kuechly arrived in Carolina, he has helped the team rank fifth in the NFL in total defense (317.2 yards per game), fourth in rushing defense (98.5) and ninth in passing defense (218.7). That is a marked improvement from the defense's standings during the two seasons (2010-11) prior to Kuechly's arrival as the Panthers ranked 24th in total defense (356.8), 24th in rushing defense (127.3) and 18th in passing defense (229.4).

2013 PANTHERS AWARD WINNERS

Ron Rivera (Head Coach)

AP Coach of the Year; Professional Football Writers of America (PFWA) Coach of the Year; *Sporting News* Coach of the Year; *CBSSports.com* Coach of the Year; NFL 101 Awards NFC Coach of the Year

Sean McDermott (Defensive Coordinator)

Sporting News Coordinator of the Year

Thomas Davis (LB)

USA Today All-Joe Team; Walter Payton Man of the Year Finalist

Jordan Gross (T)

Pro Bowl (played as alternate)

Greg Hardy (DE)

Pro Bowl; AP All-Pro Second Team; PFWA All-NFC

J.J. Jansen (LS)

Pro Bowl (selected as need player)

Ryan Kalil (C)

Pro Bowl; AP All-Pro First Team; PFWA All-NFL; PFWA All-NFC

Luke Kuechly (LB)

AP Defensive Player of the Year; *Sporting News* Defensive Player of the Year; NFL 101 Awards NFC Defensive Player of the Year; Pro Bowl; AP All-Pro First Team; PFWA All-NFL; PFWA All-NFC

Star Lotulelei (DT)

PFWA All-Rookie

Captain Munneryn (CB)

USA Today All-Joe Team

Cam Newton (QB)

Pro Bowl

Greg Olsen (TE)

USA Today All-Joe Team

Kawann Short (DT)

PFWA All-Rookie

Mike Tolbert (FB)

Pro Bowl; AP All-Pro First Team

PRO BOWL PANTHERS

The Carolina Panthers were well represented at the 2014 Pro Bowl as seven players appeared in the game and the Panthers coaching staff coached “Team Rice,” captained by Hall of Fame Receiver Jerry Rice.

The seven players selected for the game – quarterback Cam Newton, fullback Mike Tolbert, center Ryan Kalil, tackle Jordan Gross, middle linebacker Luke Kuechly, defensive end Greg Hardy and long snapper J.J. Jansen – tied for the most Panthers in the game, previously accomplished in 1996.



Newton, Tolbert, Kalil, Kuechly and Hardy were selected to the Pro Bowl when balloting results were initially released. Gross played in the game as an alternate, replacing San Francisco's Joe Staley, and Jansen was added by the Indianapolis Colts coaching staff, coaching “Team Sanders,” as a need player.

These were the first Pro Bowl selections for Tolbert, Kuechly, Hardy and Jansen.

Team Rice defeated Team Sanders 22-21 after Tolbert scored a 2-point conversion on a rush with 41 seconds remaining in the game.

Contributions from Newton, Tolbert, Kalil and Gross allowed the Panthers offense to rank 11th in the NFL in rushing yards per game (126.6 yards per game), fourth in third down conversion percentage (43.8 percent), fifth in time of possession (31:54), third in fewest three-and-out drives (36) and seventh in red zone offense (58.0 touchdown percentage).

Newton made his second career Pro Bowl appearance after playing in the game as a rookie in 2011. In 2013, he established career highs in completion percentage (61.7 percent), passing touchdowns (24) and passer rating (88.8). He added six rushing touchdowns.

Tolbert earned a Pro Bowl selection by totaling seven touchdowns (five rushing and two receiving). Thirty-one of Tolbert's 101 carries resulted in first downs and his 30.7 first down percentage is the top mark in the NFL among running backs and fullbacks.

Kalil, the Panthers 2013 Ed Block Courage Award winner, was selected to his fourth career Pro Bowl after starting all 16 games this season. Kalil was selected to three consecutive Pro Bowls from 2009-11 before missing the final 11 games of 2012 with a Lisfranc injury.

Gross earned his third Pro Bowl appearance after joining Kalil as the only Panthers offensive linemen to start all 16 games in 2013. He is the Panthers all-time leader in games started with 167.

Defensively, the Panthers ranked second in the NFL in points allowed (15.1 points per game) and in total yards allowed (301.3). Kuechly started all 16 games for the Panthers and Hardy started 13 of 16 games played.



Carolina Panthers fullback Mike Tolbert, of Team Rice, celebrates his 2-point conversion late in the fourth quarter of the NFL Pro Bowl football game.

The 2013 AP NFL Defensive Player of the Year, Kuechly led the Panthers in tackles with 176, including two sacks, and tied for the team lead with a career-high four interceptions.

Hardy led the Panthers with a career-high 15 sacks, tying Kevin Greene's franchise record set in 1998. The Panthers finished the season with 60 total sacks, tying the team record set in 1996.

Jansen was part of a record-setting Panthers special teams unit in 2013 as he snapped for kicker Graham Gano to lead the NFL and set a Panthers record with six field goals from 50-yards or more and for punter Brad Nortman to set team records in gross average and net average. In five seasons, Jansen has been successful on 701-of-702 snaps (including the postseason), 99.9 percent.

FAMILY TIES

The Panthers coaching staff includes two members – Mike Shula and Sam Mills III – whose fathers are prominent football figures.



Mike Shula

Shula, the Panthers offensive coordinator, is the son of Don Shula, the NFL leader in career coaching victories with 347. Don Shula led the Miami Dolphins to two Super Bowl victories, including a perfect 17-0 season in 1972. “He’s an unbelievable sounding board,” Mike said of his father, now 84. “Whenever I’ve had to ask tough questions, I’ve always gone to him first because he’s not going to give me the answer that I want to hear – he’s going to give me the answer that I need to hear.”



Sam Mills, III

The Panthers assistant defensive line coach, **Mills**, is the son of former Panthers linebacker and linebackers coach Sam Mills, Jr., who lost an inspiring battle with cancer six years ago. A starting linebacker on the Panthers inaugural team in 1995, Sam Mills, Jr., propelled the Panthers to their first victory with an interception return for a touchdown against the New York Jets (10/15/95) and he is the only player in the team’s Hall of Honor. He was a member of the team’s coaching staff from 1998-2004. “It’s an honor, especially around here with how he was able to touch people’s lives,” Mills III, said. “I hope that I can live up to it.”

RODGERS AND “THE PLAY”



Richard Rodgers

Richard Rodgers is the Panthers special teams coordinator. More than thirty years ago, Rodgers was part of one of the most famous plays in college football history – “The Play”

The improbable five-lateral kickoff return for a touchdown allowed Rodgers’ California Golden Bears to defeat the John Elway-led Stanford Cardinal on the final play of the game between the two rivals in 1982.

In addition to featuring five laterals, “The Play” also included an appearance by members of the Stanford band, who thinking the play had been blown dead, entered the field of play midway through the return. Cal radio play-by-play announcer Joe Starkey called the return “the most amazing, sensational, dramatic, heart-rending...exciting, thrilling finish in the history of college football.”

In his 25 years of coaching, “The Play” has served Rodgers well.

“Since then I’ve been able to call on The Play as a tool of learning for players that I coach – never give up, never quit, you never know when you’re going to make history,” said Rodgers. “I certainly didn’t know that Saturday morning The Play was going to happen. That’s why you keep playing.”

A FAMILIAR FACE



Ricky Proehl

Ricky Proehl spent 17 seasons as an NFL player, including three with the Carolina Panthers from 2003-05. In 2014, Proehl enters his fourth season as a member of the coaching staff, serving as wide receivers coach for the second consecutive season.

In his career, Proehl played in 244 games with 110 starts for Phoenix/Arizona, St. Louis, Seattle, Chicago, Carolina and Indianapolis. Proehl was a member of four Super Bowl teams, including championship teams with the Rams and Colts. He finished his career with 669 catches for 8,878 yards and 54 touchdowns.

Proehl caught a touchdown from 16 different players, second-most in NFL history behind Irving Fryar (19).

PLAYERS WHO THREW A TOUCHDOWN PASS TO RICKY PROEHL

	TDs		
Steve Beuerlein	10	Marc Bulger	2
Kurt Warner	8	Jay Schroeder	2
Jake Delhomme	7	Tony Banks	1
Erik Kramer	7	John Friesz	1
Timm Rosenbach	4	Stan Gelbaugh	1
Chris Chandler	3	Rick Mirer	1
Trent Green	3	Tom Tupa	1
Steve Bono	2	Chris Weinke	1

In three seasons with the Panthers, Proehl tallied 86 catches for 1,327 yards and eight touchdowns and was a member of two playoff teams. He is responsible for one of the most well-known plays in franchise history when in the 2003 season opener vs. Jacksonville, his first game with Carolina, Proehl caught a 12-yard touchdown on fourth down with 16 seconds left to cap a come-from-behind win and propel the Panthers on their Super Bowl run.

WILKS AT HOME IN CHARLOTTE



Steven Wilks

When Steve Wilks was hired as secondary/pass defense coordinator prior to the 2012 season, it was a homecoming for the Charlotte native.

In the 1980s Wilks starred at quarterback for West Charlotte and played collegiately at Appalachian State before spending one season with the Charlotte Rage of the Arena Football League in 1993. He began his coaching career at Johnson C. Smith University in 1995.

Following 11 years coaching on the college level, Wilks entered the NFL coaching ranks in 2006 when he joined Panthers head coach Ron Rivera in Chicago. With Rivera serving as defensive coordinator and Wilks leading the Bears secondary, Chicago won the NFC Championship and advanced to Super Bowl XLI. The two reunited in 2010 in San Diego, helping the Chargers lead the NFL in total defense and pass defense.

Wilks has been an important part of the Panthers coaching staff. Last season, Wilks directed a unit that helped the Panthers finish second in the NFL in total defense and sixth in passing defense. Defensive backs were responsible for 16 of the team's 20 interceptions, including a team-record four returned for touchdowns. Carolina also limited opponents to an 81.4 passer rating, which ranked 10th in the NFL.



Wilks (9) played quarterback at West Charlotte.

Wilks' secondary received significant contributions from rookies and veterans alike. Undrafted rookie cornerback Melvin White started the last 10 games and posted two interceptions with one touchdown, while safety Robert Lester, another undrafted rookie, tallied three interceptions. Mike Mitchell, who started 14 games at free safety after a season-ending injury to Charles Godfrey, was one of two players in the NFL with at least four interceptions, three sacks and two forced fumbles, and cornerback Captain Munnerlyn returned his only two interceptions for touchdowns.

STREAKING

After beginning the 2013 season 1-3, the Carolina Panthers finished with a 12-4 record, winning eight consecutive games from Week Six at Minnesota (10/13/13) to Week Thirteen vs. Tampa Bay (12/1/13). The eight-game streak is a franchise record for consecutive regular season victories. Counting the playoffs, the 1996 team won eight consecutive contests.

During the win streak, the Panthers won all four games played in November, going undefeated during the month for the first time in franchise history.

MOST CONSECUTIVE WINS, REGULAR SEASON, PANTHERS HISTORY

Wins	Season
8	2013
7	1996
6	2005
5	2004, 2003



Quarterback Cam Newton dives over the goal line for a touchdown vs. the Tampa Bay Buccaneers (12/1/13).

AGGRESSIVE ON FOURTH AND SHORT

The Panthers offense saw success on fourth downs during the 2013 regular season, converting 10-of-13 fourth down opportunities. On fourth-and-short attempts (less than four yards) the Panthers converted 8-of-10. On fourth-and-1 the Panthers were eight-of-nine and scored touchdowns on four of those conversions:

Week Three vs. New York Giants (9/22/13): Mike Tolbert scores a 2-yard rushing touchdown to give the Panthers a 7-0 lead in the first quarter.

Week Six at Minnesota (10/13/13): Cam Newton throws a 2-yard touchdown pass to Steve Smith for a 7-0 lead on the Panthers first drive of the game.

Week Nine vs. Atlanta (11/3/13): With 4:14 left in the second quarter, the Panthers run a play-action pass from the Falcons 14-yard line and Newton finds tight end Greg Olsen who was left uncovered. The Panthers take a 14-3 lead.

Week Thirteen vs. Tampa Bay (12/1/13): With 30 seconds left in the second quarter, quarterback Cam Newton dives over his offensive line and extends the ball across the goal line for a touchdown to take a 17-6 lead just before the half.

MAINTAINING CONTROL

The Panthers offense controlled the ball in 2013, ranking fifth in the NFL in time of possession, second in drives of 5-plus minutes and tied for seventh in 10-play drives.

The Panthers averaged a team-record 31:54 time of possession per game, bettering the previous mark of 30:48 in 1996.

NFL TEAM LEADERS, TIME OF POSSESSION, 2013

Team	Game TOP
San Diego	32:59
New Orleans	32:41
Detroit	32:07
Cincinnati	31:58
Carolina	31:54

The team's 30 drives of 5-plus minutes tied for the most in the NFL. The Panthers scored 12 touchdowns on drives lasting 5 minutes or longer, third-most in the League. The Panthers averaged 4:16 time of possession on scoring drives, the highest mark in the NFL.

NFL TEAM LEADERS, 5 MINUTE DRIVES, 2013

Team	5 Min Drives	5 Min TDs	5 Min Points	Avg. TOP On Score Drvs
San Diego	31	11	116	4:10
Carolina	30	12	114	4:16
New Orleans	28	15	131	3:50
Atlanta	26	9	87	3:48
Chicago	26	9	87	3:26
Green Bay	26	10	96	3:26

The Panthers produced 30 drives of 10 or more plays, tied for seventh in the NFL. Carolina had 15 touchdowns on 10-play drives, third in the NFL. The Panthers average of 8.68 plays per scoring drive was the second-highest mark in the NFL.

NFL TEAM LEADERS, 10-PLAY DRIVES, 2013

Team	10 Ply Drives	10 Ply TDs	10 Ply Points	Avg. # Plys On Score Drvs
San Diego	39	16	157	8.72
Atlanta	35	13	127	8.43
Indianapolis	35	14	137	7.73
Washington	33	11	108	8.33
Green Bay	32	10	111	7.86
Denver	31	17	149	7.54
Carolina	30	15	135	8.68
Cleveland	30	8	77	7.65
New England	30	7	97	7.72



PROTECTING THE BALL

In addition to controlling the clock, the Panthers offense did a good job of limiting turnovers in 2013. The Panthers turned the ball over 19 times in 2013, the fourth-fewest in the NFL and tied for the best mark in team history (2008). The team's 13 interceptions and six fumbles lost tied team records.

NFL TEAM LEADERS, FEWEST GIVEAWAYS, 2013

Team	Total Giveaways	Fumbles Lost	Int
Indianapolis	14	4	10
Kansas City	18	10	8
San Francisco	18	10	8
Carolina	19	7	12
New Orleans	19	7	12
Philadelphia	19	10	9
Seattle	19	10	9

FEWEST TURNOVERS, SEASON, PANTHERS HISTORY

Turnovers	Season
19	[13 ints, 6 fum] 2013
	[12 ints, 7 fum] 2008
22	[12 ints, 10 fum] 2012
23	[17 ints, 6 fum] 2011

PUTTING UP POINTS

The Panthers finished the 2013 regular season tied for fourth in the NFL in points per game differential at 7.81 (366-241). It marks the Panthers best ranking since 2005 (fourth).

In the season's final 12 weeks, the Panthers outscored opponents by an average of 9.08 points per game (292-183), earning an 11-1 record.

BEST POINTS PER GAME DIFFERENTIAL, 2013

Team	PPG Dif.
Denver	12.94
Seattle	11.63
San Francisco	8.38
Carolina	7.81
Cincinnati	7.81
Kansas City	7.81
New Orleans	6.88
New England	6.63
Philadelphia	3.75
Arizona	3.44
Indianapolis	3.44

Prior to the Panthers 10-9 victory at San Francisco (11/10/13), the team had produced four consecutive games with at least 30 points, the longest streak in team history.

BALANCED ATTACK

Offensive coordinator Mike Shula kept the Panthers balanced in 2013. The Panthers had 483 rushing plays (48.3%) and 516 passing plays (51.7%) on 473 attempts and 43 sacks.

In comparison, in 2012 the Panthers favored the pass 53.2 percent of the time. In 2011, the Panthers threw the ball 55.5 percent of the time.

PANTHERS OFFENSIVE PLAY SELECTION, 2011-13

	Off.	
2013	Plays	Play %
Total Plays	999	
Rushing	483	48.3
Passing	516	51.7

	Off.	
2012	Plays	Play %
Total Plays	988	
Rushing	462	46.8
Passing	526	53.2

	Off.	
2011	Plays	Play %
Total Plays	999	
Rushing	445	44.5
Passing	554	55.5

MOVING THE CHAINS

The Panthers produced 319 first downs in 2013, the third-most in team history.

MOST FIRST DOWNS, SEASON, PANTHERS HISTORY

First Downs	Season
345 [139-r, 175-p, 31-pen]	2011
328 [123-r, 171-p, 34-pen]	2012
319 [122-r, 169-pa, 28-pen]	2013

In Week Nine vs. Atlanta (11/3/13), the Panthers offense produced 27 first downs, tying the team's season high, previously accomplished in Week Three vs. the New York Giants (9/22/13).

The 27 first downs are tied for the third-most first downs in a single game in team history behind the 29 at San Diego (12/16/12) and 28 at New Orleans (12/30/12).

MOST FIRST DOWNS IN A SINGLE GAME, PANTHERS HISTORY

	Tot	Rush	Pass	Pen
Team	1st	1st	1st	1st
at S.D. (12/16/12)	29	13	12	4
at N.O. (12/30/12)	28	12	13	3
NY-G (9/22/13)	27	15	11	1
Atl. (11/3/13)	27	9	13	5
Min. (10/30/05)	27	7	16	4
Oak. (11/2/97)	27	12	12	3
at S.F. (9/10/00)	27	7	18	2

STAYING ON THE FIELD

The Panthers were effective in converting third down opportunities in 2013, ranking fourth in the NFL in third down efficiency. The Panthers converted 91-of-208 third down opportunities (43.8 percent) this season.

THIRD DOWN CONVERSION PERCENTAGE, 2013

Team	Made	Att	3rd %
San Diego	101	206	49.0
Denver	95	205	46.3
New Orleans	97	221	43.9
Carolina	91	208	43.8
Atlanta	89	207	43.0

The Panthers ability to convert on third down helped the team rank third in fewest three-and-out drives in the NFL.

THIRD-AND-OUT DRIVES, 2013

Team	Off. Series	3 & Out Drives	3 & Out %
San Diego	167	23	13.8
Denver	202	31	15.3
Carolina	170	36	21.2
Dallas	183	37	20.2
Detroit	196	37	18.9
New England	201	37	18.4



6,000+ IN COLLEGE & THE NFL

Running back DeAngelo Williams surpassed 6,000 career rushing yards vs. the New York Giants (9/22/13). Williams also recorded 6,026 career rushing yards at the University of Memphis, making him one of three players to produce 6,000 or more rushing yards in college and the NFL.

Player	Yards	Att	TD
Ricky Williams			
Texas (1995-98)	6,279	1,011	72
NFL (1999-2011)	10,009	2,431	66
Tony Dorsett			
Pittsburgh (1973-76)	6,082	1,074	55
NFL (1977-88)	12,739	2,936	77
DeAngelo Williams			
Memphis (2002-05)	6,026	969	55
NFL (2006-current)	6,627	1,370	46



Running back DeAngelo Williams rushed for 6,026 yards (6.2 yards per carry) at the University of Memphis from 2002-05.

A RUNNING HISTORY

The Panthers have rushed for 100 yards or more in 38 of the team's last 46 regular season games.

Historically, the Panthers have had a strong running attack. Since 2008, the Panthers have produced 13,303 rushing yards, most in the NFL.

NFL TEAM RUSHING LEADERS, 2008-13

Team	Rushing Yards
Carolina	13,303
Minnesota	13,231
New York Jets	12,880
Kansas City	12,710
Philadelphia	12,374

WILLIAMS GETS TOP BILLING



DeAngelo Williams

Running back DeAngelo Williams led the Panthers in 2013 with 843 rushing yards, his highest rushing total since the 1,117 he gained in 2009. Williams added a career-high 333 receiving yards to lead the Panthers with a combined 1,176 total yards from scrimmage.

Williams totaled four touchdowns (three rushing, one receiving) in 2013 and now has 53 total touchdowns in his career (46 rushing, seven receiving), passing wide receiver Muhsin Muhammad (50 receiving) for the second-most touchdowns in team history.

Williams' production is evident throughout the Panthers record books.

A first-round draft choice (27th overall) out of Memphis in 2006, Williams is the Panthers all-time leader with 6,627 rushing yards, 1,370 rushing attempts, 46 rushing touchdowns, 4.84-yard average rushing gain (minimum 500 carries) and 18 games with 100 or more rushing yards. He also holds the team's single-game rushing mark with 210 yards at New Orleans (12/30/12).

Williams earned a Pro Bowl selection in 2009 after rushing for 1,117 yards and becoming the first player in team history to record back-to-back 1,000-yard rushing seasons, gaining a team-record 1,515 yards in 2008.

Williams' career 4.84-yards per carry average (6,627 yards on 1,370 attempts) is 12th in NFL history among players with a minimum of 750 attempts.

PANTHERS CAREER LEADERS, RUSHING YARDS

Player	Yards
DeAngelo Williams, 2006-13	6,627
Jonathan Stewart, 2008-13	4,016
DeShaun Foster, 2002-07	3,336

PANTHERS CAREER LEADERS, RUSHING TDs

Player	TDs
DeAngelo Williams, 2006-13	46
Cam Newton, 2011-13	28
Jonathan Stewart, 2008-13	27

PANTHERS CAREER LEADERS, 100-YARD GAMES

Player	Games
DeAngelo Williams, 2006-13	18
Jonathan Stewart, 2008-13	9
Stephen Davis, 2003-05	7
Tshimanga Biakabutuka, 1996-2001	7
DeShaun Foster, 2002-07	7

OLSEN LEADS THE WAY AT TIGHT END

Tight end Greg Olsen led the Panthers in receiving with 73 receptions, 816 yards and six touchdowns in 2013. This season marked the first time since 1997 that a wide receiver did not lead the team in receptions or receiving yards. Tight end Wesley Walls led the Panthers in receptions (58) and receiving yards (746) that season.

Olsen's 73 receptions in 2013 are a career-high and tight end record for the Panthers, surpassing his own 69 in 2012. The 816 yards are the third-most by a tight end in team history and the six touchdowns are tied for third-most by a tight end in team history.

PANTHERS SINGLE-SEASON RECEPTIONS LEADERS, TIGHT ENDS

Player	Rec.	Yds	TD	Season
Greg Olsen	73	816	6	2013
Greg Olsen	69	843	5	2012
Wesley Walls	63	822	12	1999
Wesley Walls	58	746	6	1997

2013 marked the fifth time in the past six seasons that Olsen has registered at least 500 yards receiving. It is the fourth 50-catch season of his career.

Since entering the NFL in 2007, Olsen ranks among the top 10 players at his position in receptions (sixth – 381), receiving yards (eighth – 4,180) and receiving touchdowns (eighth – 36).



Tight end Greg Olsen catches a touchdown pass vs. New England (11/18/13). The touchdown catch was one of Olsen's team-leading six on the season.

OLSEN A CONSISTENT PRESENCE

Tight end Greg Olsen has been a consistent presence in NFL line-ups since his rookie year in 2007. Olsen has played in 110 consecutive regular season games, the second-longest streak among active tight ends behind Dallas' Jason Witten (171).

A first-round choice (31st overall) by Chicago in 2007, Olsen missed the first two games of that season with a knee injury sustained in the preseason. He made his NFL debut vs. Dallas (9/23/07) and has not missed a game since.

CONSECUTIVE GAMES PLAYED, ACTIVE TIGHT ENDS

Player	Games	Streak Began
Jason Witten, Dal.	171	2003
Greg Olsen, Car.	110	2007
Jacob Tamme, Den.	89	2008

ALL-PRO YEAR FOR TOLBERT

Fullback Mike Tolbert earned his first Pro Bowl selection and first-team All-Pro honors in 2013 after leading the Panthers with seven total touchdowns (five rushing, two receiving).

Thirty-one of Tolbert's 101 carries resulted in first downs and his 30.7 first down percentage is the top mark in the NFL among running backs and fullbacks with at least 100 carries. Tolbert finished the season with 361 rushing yards and 184 receiving yards.

Tolbert has made a habit of finding the end zone in his career. His five rushing touchdowns in 2013 gave him 31 since 2010, sixth-most in the NFL during that time.

NFL LEADERS, RUSHING TOUCHDOWNS, 2010-13

Player	TDs
Adrian Peterson, Min.	46
Arian Foster, Hou.	42
Marshawn Lynch, Sea.	41
BenJarvus Green-Ellis, Cin.	37
LeSean McCoy, Phi.	35
Mike Tolbert, Car.	31
Rashard Mendenhall	30
Ray Rice, Bal.	30



Mike Tolbert celebrates his rushing touchdown vs. Atlanta (11/3/13). His 31 rushing touchdowns since 2010 are sixth-most in the NFL during that time.

COTCHERY RETURNS TO CAROLINAS

Wide receiver Jerricho Cotchery returned to North Carolina when he signed with the Panthers in March. A former record-setting receiver at North Carolina State University, Cotchery joined the Panthers after three seasons (2011-13) with the Pittsburgh Steelers.

In 2013, Cotchery led the Steelers with a career-high 10 touchdowns, all of which came in the red zone, including eight in the last nine games. His 10 touchdowns tied for 10th in the NFL. Cotchery finished the season with 46 catches for 602 yards and tied for fourth in the NFL with 78.3 percent of his receptions resulting in first downs.

NFL LEADERS, RECEIVING FIRST DOWN PERCENTAGE, 2013

Player	1st Pct.	1st	Rec
Calvin Johnson, Det.	82.1	69	84
Rob Gronkowski, N.E.	79.5	31	39
Chris Givens, StL.	79.4	27	34
Jerricho Cotchery, Pit.	78.3	36	46
Denarius Moore, Oak.	78.3	36	46
Vincent Jackson, T.B.	76.9	60	78
Keenan Allen, S.D.	76.1	54	71

Cotchery began his career with the New York Jets, playing seven seasons (2004-10) with the team. For his career, Cotchery has played in 146 regular season games with 73 starts, totaling 437 catches, 5,558 yards and 30 touchdowns. He posted back-to-back seasons of 82 catches in 2006 and 2007 with the Jets, tallying more than 1,000 receiving yards in 2007. Cotchery has played in 10 postseason games with five starts, making an appearance in the AFC Championship game in back-to-back seasons in 2009 and 2010.



Jerricho Cotchery joins the Panthers in 2014 after setting a career-high with 10 touchdowns with Pittsburgh last season.

CHANDLER STEPS UP

The Panthers were forced to shuffle the offensive line during the 2013 season after losing guards Garry Williams and Amini Silatolu to injuries in the first five weeks. Matters were made worse when Chris Scott, who replaced Williams in the lineup, and backup guard Jeff Byers went down late in the first half of the Week Nine game vs. Atlanta (11/3/13).

Nate Chandler, who played along the defensive line as a rookie in 2012, was the next man up. Chandler had moved over to offensive tackle during the offseason and had played a handful of snaps as an extra offensive linemen in short-yardage situations.

Despite having never played guard prior to that game, Chandler stepped into the lineup, starting the final eight weeks of the regular season. Chandler helped the Panthers finish the season ranked 11th in the NFL in rushing, averaging 126.6 yards per game.

Chandler did have some experience working on the offensive side of the ball prior to this season. He began his college career at UCLA in 2008 as an offensive lineman and tight end before moving to the defensive line as a junior in 2010.



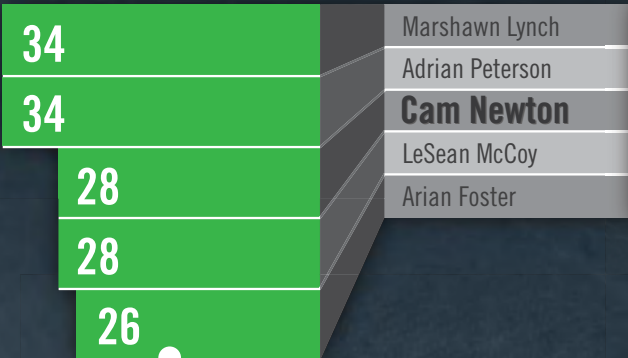
Offensive lineman Nate Chandler started eight games for the Panthers in 2013 after playing in 10 games as a defensive lineman as a rookie in 2012.



CAM NEWTON 1


1st Three Years in the League

NFL Leaders, Rushing TD's 2011 - 2013



Most Combined Yards Pass & Rush

1st Player in NFL History to have 10,000 Passing & 2,000 Rushing Yards in his first four seasons*



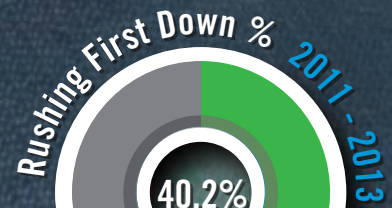
Most Rushing TD's By a QB

Cam Newton (2011-13)

28

Steve Grogan - 16 (1975-77)

PASSING RUSHING



Leads
the NFL



147 1st Downs
364 Attempts

Most Total Touchdowns*

Dan Marino - 100

Cam Newton - 92

Peyton Manning - 88

Andy Dalton - 87

Jeff Garcia - 85

NEWTON STRONG DOWN THE STRETCH IN 2013

Quarterback Cam Newton earned the second Pro Bowl selection of his career after a strong 2013 season in which he established career highs in completion percentage (61.7 percent), passing touchdowns (24) and passer rating (88.8). He added six rushing touchdowns.

Newton was at his best in the season's final 12 weeks, leading the Panthers to an 11-1 record in that time. Newton had a 92.6 passer rating during the final 12 weeks and also rushed for five touchdowns during that time.

CAM NEWTON / GAMES 1-4 VS. GAMES 5-16

	Rtg	Att	Cmp	Cmp%	Yds	Yds/ Att	TD	Int	Sack Rate
Games 1-4	78.4	127	73	57.5%	885	7.0	6	5	10.6%
Games 5-16	92.6	346	219	63.3%	2,494	7.2	18	8	7.5%



Quarterback Cam Newton celebrates with fans after the Panthers defeated the New Orleans Saints, 17-13, (12/22/13). Newton led the Panthers to an 11-1 record in the season's final 12 weeks.

QUICK TO 8,000

In Week One of 2013 vs. Seattle (9/8/13), Panthers quarterback Cam Newton passed for 125 yards, pushing his career total past the 8,000 yard mark. Newton reached 8,000 passing yards in his 33rd career game, tying for fifth-fastest in NFL history.

FEWEST GAMES TO REACH 8,000 PASSING YARDS

Player	Games
Kurt Warner	29
Dan Marino	30
Matthew Stafford	30
Marc Bulger	31
Drew Bledsoe	33
Cam Newton, Car.	33

GAME-WINNING DRIVES

Quarterback Cam Newton has six career game-winning drives (defined as a drive that puts the team ahead for good in the fourth quarter or overtime), with four of them coming in 2013. Only two quarterbacks had more game-winning drives than Newton in the regular season. Newton led game-winning drives at San Francisco (11/10/13), vs. New England (11/18/13), at Miami (11/24/13) and vs. New Orleans (12/22/13).

CAM NEWTON, GAME-WINNING DRIVES

vs. Jacksonville (9/25/11)

Directed the Panthers 55 yards on five plays in 2:24...During game-winning possession, completed all three pass attempts for 47 yards and scrambled once for seven yards, capped by a 16-yard touchdown pass to tight end Greg Olsen.

at Philadelphia (11/26/12)

Guided the Panthers 40 yards on seven plays in 3:36 to set up a 23-yard field goal by Graham Gano...During game-winning possession, completed two-of-three passes for 31 yards and picked up seven yards rushing on two carries.

at San Francisco (11/10/13)

Led the Panthers 9 yards on seven plays in 3:30 to set up a 53-yard field goal by Graham Gano.

vs. New England (11/18/13)

Directed the Panthers 83 yards on 13 plays in 5:33...During game-winning possession, completed five-of-eight pass attempts for 57 yards and rushed once for 15 yards, capped by a 25-yard touchdown pass to wide receiver Ted Ginn, Jr.

at Miami (11/24/13)

Led the Panthers 80 yards on 12 plays in 3:30...During game-winning possession, completed five-of-seven passes for 34 yards and rushed three times for 16 yards...Converted key fourth down attempt from Carolina's 20-yard line with pass to Steve Smith...Capped drive with 1-yard touchdown pass to tight end Greg Olsen.

vs. New Orleans (12/22/13)

Directed the Panthers 65 yards on five plays in 32 seconds...During game-winning possession, completed three-of-five passes (including a spike) for 65 yards, including a 14-yard touchdown pass to wide receiver Domenik Hixon.



Quarterback Cam Newton runs the ball during the Monday Night Football game vs. New England (11/18/13). Newton led the Panthers 83 yards on the game-winning drive.

NEWTON MOVES UP PASSING YARDS LIST

With 223 passing yards in Week Three vs. the New York Giants (9/22/13), quarterback Cam Newton passed Kerry Collins (8,306 yards from 1995-98) for third-most in Panthers history.

PANTHERS CAREER LEADERS, PASSING YARDS

Player	Yards	Att	Cmp	TD
Jake Delhomme, 2003-09	19,258	2,669	1,580	120
Steve Beuerlein, 1996-2000	12,690	1,723	1,041	86
Cam Newton, 2011-13	11,299	1,475	882	64
Kerry Collins, 1995-98	8,306	1,340	694	47

With three touchdown passes in Week Six at Minnesota (10/13/13), Newton passed Collins (47) for the third-most touchdown passes in team history. Newton passed Collins (694) for the third-most pass completions in team history with 15 in Week Seven vs. St. Louis (10/20/13).

In Week Thirteen vs. Tampa Bay (12/1/13), Newton passed Collins (1,340 from 1995-98) for the third-most pass attempts in team history.

Newton's 59.80 career completion percentage (882-of-1,475) ranks second in Panthers history behind Steve Beuerlein's 60.41 percentage (1,041-of-1,723) from 1996-2000.



Cam Newton threw for 223 yards in Week Three vs. the New York Giants (9/22/13), moving into third place on the Panthers all-time passing yards list.

NEWTON SETS PASSER RATING HIGH

Quarterback Cam Newton produced a career-high 88.8 passer rating in 2013. Two of Newton's top three games in passer rating came this season, including his career high 143.4 in the Panthers 35-10 victory in Week Six at Minnesota (10/13/13). Against Minnesota, Newton completed 20-of-26 passes for 242 yards and three touchdowns, bettering his previous high of 142.4 established vs. Tampa Bay (12/24/11).

Newton's three touchdown passes tied his career high, previously accomplished four times, most recently vs. the New York Giants (9/22/13).

Newton produced a 136.3 passer rating in Week Seven vs. St. Louis (10/20/13), the third-highest rating of his career.

CAM NEWTON, TOP PASSER RATING

Game	Rate	Yards	Att	Cmp	TD
@ Min. (10/13/13)	143.4	242	26	20	3
T.B. (12/24/11)	142.4	171	17	12	3
St.L (10/20/13)	136.3	204	17	15	1
N.O. (9/16/12)	129.2	253	20	14	1
Was. (10/23/11)	127.5	256	23	18	1
N.E. (11/18/13)	125.4	209	28	19	3

HIGH PERCENTAGE

Quarterback Cam Newton finished 2013 with a career-high 61.73 completion percentage (292-of-473), the second-best single season completion percentage in Panthers history. Steve Beuerlein holds the single-season record with a 62.97 completion percentage (216-of-343) in 1998.

Three of Newton's top five games in completion percentage came in 2013, including the top mark of his career in Week Seven vs. St. Louis (10/20/13). Newton completed 88.2 percent of his passes (15-of-17) for 204 yards and one touchdown.

CAM NEWTON, TOP COMPLETION PERCENTAGE

Game	Pct.	Att	Cmp	Yards	TD
St.L (10/20/13)	88.2	17	15	204	1
Was. (10/23/11)	78.3	23	18	256	1
@ Min. (10/13/13)	76.9	26	20	242	3
@ Ind. (11/27/11)	74.1	27	20	208	0
@ T.B. (10/24/13)	71.9	32	23	221	2
T.B. (12/24/11)	70.6	17	12	171	3

Versus St. Louis, Newton completed his first seven and last eight passes of the game. His career best is 10 consecutive completions – last nine completions vs. Washington (10/23/11) and first completion vs. Minnesota (10/30/11).

DUAL-THREAT QUARTERBACK

In three full seasons, quarterback Cam Newton has totaled 92 touchdowns, passing for 64 and rushing for 28. Newton is the only player in NFL history with 50-plus passing touchdowns and 25-plus rushing touchdowns in a three-season span at any point in a career.

His 92 total touchdowns are the second-most in NFL history in a player's first three seasons.

MOST TOTAL TOUCHDOWNS / FIRST THREE SEASONS

Player	Total TDs	Pass TDs	Rush TDs
Dan Marino	100	98	2
Cam Newton	92	64	28
Peyton Manning	88	85	3
Andy Dalton	87	80	7
Jeff Garcia	85	74	11

In Week Thirteen vs. Tampa Bay (12/1/13), Newton produced his 20th career game with a passing touchdown and a touchdown run. No other player has more than seven such games in the last three seasons.

Newton has used his legs and right arm to produce 13,331 combined rushing and passing yards, the most in NFL history through a player's first three seasons.

MOST COMBINED YARDS RUSH & PASS / FIRST THREE SEASONS

Player	Total Yards	Pass Yards	Rush Yards
Cam Newton	13,331	11,299	2,032
Peyton Manning	12,538	12,287	251
Andy Dalton	11,818	11,363	455
Dan Marino	11,445	11,431	14
Jeff Garcia	11,259	10,360	899

Newton is the first player in NFL history to have 10,000 passing and 2,000 rushing yards in his first four seasons (accomplished in three seasons).

Newton displayed his dual-threat abilities in Week Six at Minnesota (10/13/13) as he threw three touchdown passes and rushed for another. Since entering the NFL in 2011, Newton has three games with at least three passing touchdowns and a rushing touchdown. He joins Daunte Culpepper as the only players in the Super Bowl era to have three such games in their first three seasons.

NEWTON RUSHES INTO THE END ZONE

In Week Thirteen vs. Tampa Bay (12/1/13), quarterback Cam Newton scored his sixth rushing touchdown of 2013, and the 28th of his career.

Newton has made a habit of finding the end zone with his legs as his 28 career rushing touchdowns are the most by a quarterback through his first three seasons in NFL history. The previous mark was held by New England's Steve Grogan who rushed for 16 touchdowns from 1975-77.

MOST RUSHING TOUCHDOWNS BY A QB, FIRST THREE SEASONS

Player	TDs	Seasons
Cam Newton, Car.	28	2011-13
Steve Grogan, N.E.	16	1975-77

Newton scored a team-leading 14 rushing touchdowns in 2011, the most-ever by a quarterback in NFL history, surpassing the previous mark of 12 by Grogan in 1976.

Since he entered the NFL in 2011, only two running backs have more rushing touchdowns than Newton.

NFL LEADERS, RUSHING TOUCHDOWNS, 2011-13

Player	TDs
Marshawn Lynch, Sea.	34
Adrian Peterson, Min.	34
LeSean McCoy, Phi.	28
Cam Newton, Car.	28
Arian Foster, Hou.	26



Quarterback Cam Newton rushed for six touchdowns in 2013 and has 28 in the first three seasons of his career.

NEWTON MOVES THE CHAINS

Quarterback Cam Newton has been successful moving the chains with his legs since entering the NFL in 2011, with 147 of his 364 rushes going for first downs. The 40.4 rushing first down percentage is the top mark in the NFL during that time.

NFL LEADERS, RUSHING FIRST DOWN PERCENTAGE, 2011-13

Player	1st Pct.	1st	Att
Cam Newton, Car.	40.4	147	364
LeSean McCoy, Phi.	26.4	208	787
DeMarco Murray, Dal.	25.6	139	542
Ahmad Bradshaw, Ind.	25.2	109	433
Stevan Ridley, N.E.	25.0	139	555

Newton has led the NFL in rushing first down percentage in each of the past three seasons, including a career-high mark of 40.54 percent (45-of-111) in 2013.

PANTHERS DEFENSE NEAR THE TOP

After finishing 2012 ranked in the top 10 for the first time since 2009, the Panthers defense continued their strong play in 2013, ranking second in scoring defense (15.1 points per game) and second in yards allowed (301.3 yards per game). The Panthers last ranked as high as second in scoring defense in 1996 and as high as second in yards allowed in 2002.

2013 NFL TEAM LEADERS, POINTS ALLOWED

	Points/ Game
Seattle	14.4
Carolina	15.1
San Francisco	17.0
New Orleans	19.0
Cincinnati	19.1
Kansas City	19.1

2013 NFL TEAM LEADERS, YARDS ALLOWED

	Yards/ Game	Rush Yds/ Game	Pass Yds/ Game
Seattle	273.6	101.6	172.0
Carolina	301.3	86.9	214.3
Cincinnati	305.5	96.5	209.0
New Orleans	305.7	111.6	194.1
San Francisco	316.9	95.9	221.0

The Panthers finished second in the NFL in rushing yards allowed (86.9), the first time the team has finished a season ranked that high.

TAKE IT TO THE HOUSE

Melvin White's 8-yard interception return for a touchdown in Week Seventeen at Atlanta (12/29/13) was the Panthers team-record fourth defensive touchdown of the season. The four defensive scores surpass the old record accomplished six times (1995, 1996, 2003, 2004, 2005, 2012).

2013 marked the second consecutive season that the Panthers have had multiple defensive scores after three defensive scores in 2012. Prior to 2012, the last time the Panthers had multiple defensive scores was in 2007.



Cornerback Melvin White celebrates his interception return for a touchdown in Week Seventeen at Atlanta (12/29/13), the Panthers record-setting fourth defensive score of 2013.

LIMITING TOUCHDOWNS

The Panthers defense limited opponents' scoring opportunities in 2013, allowing a team-record 21 touchdowns, fewest in the NFL. This is the first time in team history the Panthers have led the NFL in fewest touchdowns allowed.

FEWEST TOUCHDOWNS ALLOWED, 2013

	TDs
Carolina	21
Seattle	22
San Francisco	30
Cincinnati	32
Miami	33
New Orleans	33

FEWEST TOUCHDOWNS ALLOWED, SEASON, PANTHERS HISTORY

TDs	Season
21	2013
24	1996
27	2005
33	2006, 2002



TAKE IT AWAY

The Panthers were successful in creating turnovers last season. Prior to the Week Fourteen matchup at New Orleans (12/8/13), the Panthers had forced a turnover in 16 consecutive games.

The Panthers had 30 total takeaways in 2013, tied for sixth-most in the NFL.

2013 NFL TAKEAWAY TOTALS

Team	Total Takeaway	Fumble Rec.	Int
Seattle	39	11	28
Kansas City	36	15	21
Cincinnati	31	11	20
Philadelphia	31	12	19
Tampa Bay	31	10	21
Arizona	30	10	20
Buffalo	30	7	23
Carolina	30	10	20
San Francisco	30	12	18

LIMITING YARDAGE

The Panthers defense limited opposing offenses to two of the five lowest net yardage totals in 2013.

FEWEST TOTAL NET YARDS GAINED IN A SINGLE GAME, 2013

	Tot Net	
	Yards	Opponent
Miami (12/22/13)	103	Buffalo
Green Bay (11/28/13)	126	Detroit
Seattle (10/28/13)	135	St. Louis
New York Giants (9/22/13)	150	Carolina
San Francisco (11/10/13)	151	Carolina

BOTTLING UP THE RUN

The Panthers were strong against the run in 2013, setting team records for fewest rushing yards allowed (1,391) and fewest rushing touchdowns allowed (four).

The strong play against the run dates to the end of the 2012 season as the Panthers have allowed just one 100-yard rusher and five rushing touchdowns since Week 14 of 2012. Starting running backs are averaging 43.00 rushing yards against the Panthers during that time.

Buffalo's C.J. Spiller ran for 103 yards in Week Two of 2013. Prior to that, Kansas City's Jamaal Charles was the last back to rush for 100 or more yards against the Panthers (Week 13 of 2012; 127 yards).

RECENT RUSHING PERFORMANCES VS. CAROLINA

Game	100-Yard Rushers	Rush TDs	Starting Running Back
Atl. (12/9/12)	0	1	M. Turner, 14 yards
at S.D. (12/16/12)	0	0	R. Mathews, 22 yards
Oak. (12/23/12)	0	0	D. McFadden, 33 yards
at N.O. (12/30/12)	0	0	C. Ivory, 22 yards
Sea (9/8/13)	0	0	M. Lynch, 43 yards
at Buf. (9/15/13)	1	1	C. Spiller, 103 yards
NY-G (9/22/13)	0	0	D. Wilson, 39 yards
at Ari. (10/6/13)	0	1	R. Mendenhall, 43 yards
at Min. (10/13/13)	0	0	A. Peterson, 62 yards
St. L. (10/20/13)	0	0	Z. Stacy, 53 yards
at T.B. (10/24/13)	0	0	M. James, 39 yards
Atl. (11/3/13)	0	0	S. Jackson, 57 yards
at S.F. (11/10/13)	0	0	F. Gore, 82 yards
N.E. (11/18/13)	0	1	S. Ridley, 48 yards
at Mia. (11/24/13)	0	0	L. Miller, 8 yards
T.B. (12/1/13)	0	0	B. Rainey, 63 yards
at N.O. (12/8/13)	0	0	P. Thomas, 14 yards
NY-J (12/15/13)	0	1	C. Ivory, 66 yards
N.O. (12/23/13)	0	0	P. Thomas, 8 yards
at Atl. (12/29/13)	0	0	S. Jackson, 41 yards

PANTHERS PITCH A SHUTOUT

With a 38-0 victory in Week Three vs. the New York Giants (9/22/13), the Carolina Panthers tallied the sixth shutout victory in team history and first since a 34-0 victory vs. Kansas City (10/5/08).

Versus the Giants, the Panthers tied a then team record with seven sacks, registered three turnovers and held New York to 150 total net yards. The Panthers are the first team in over a decade to post a shutout victory of 38 points or more, record at least seven sacks and three turnovers, and hold an opponent to 150 total net yards in a game. The last club to accomplish the feat was the Atlanta Falcons against Carolina on November 24, 2002.

PANTHERS SHUTOUT VICTORIES

Game	Score
Tampa Bay (12/1/96)	24-0
@ New Orleans (10/19/97)	13-0
@ New York Giants (1/8/06) *	23-0
St. Louis (11/19/06)	15-0
Kansas City (10/5/08)	34-0
New York Giants (9/22/13)	38-0

* postseason

The Panthers limited the Giants to 18 total net yards in the first half of the game, the second-fewest allowed in one half in team history behind the 14 allowed in the second half vs. Detroit (12/21/03).

FEWEST NET YARDS ALLOWED IN A HALF, PANTHERS HISTORY

Yards	Game [Half]
14	Detroit (12/21/03) [2nd Half]
18	New York Giants (9/22/13) [1st Half]
28	Kansas City (10/5/08) [1st Half]
35	Atlanta (12/9/12) [1st Half]

The defensive performance helped the Panthers to the largest margin of victory in team history.

LARGEST MARGIN OF VICTORY, PANTHERS HISTORY

Margin	Game	Score
38	New York Giants (9/22/13)	38-0
34	Kansas City (10/5/08)	34-0
33	@ Atlanta (1/1/06)	44-11



YOUNG GUNS

The Panthers second-ranked defense received a number of contributions from young players in 2013. On several plays last season, the Panthers had as many as six rookies on the field at the same time.

Contributions came from the Panthers draft choices, defensive tackles Star Lotulelei and Kawann Short and linebacker A.J. Klein, as well as undrafted players, safety Robert Lester, cornerback Melvin White and defensive end Wes Horton.

Star Lotulelei, First Round (14th overall), Utah

GP/GS	Tkl	Sks	Int	PD	FF	FR
16/16	47	3.0	0	0	0	0

Kawann Short, Second Round (44th overall), Purdue

GP/GS	Tkl	Sks	Int	PD	FF	FR
16/0	33	1.5	0	0	1	1

A.J. Klein, Fifth Round (148th overall), Iowa State

GP/GS	Tkl	Sks	Int	PD	FF	FR
16/2	24	2.0	0	0	0	0

Wes Horton, Undrafted, Southern Cal

GP/GS	Tkl	Sks	Int	PD	FF	FR
10/0	8	2.0	0	0	0	0

Robert Lester, Undrafted, Alabama

GP/GS	Tkl	Sks	Int	PD	FF	FR
12/4	21	0.0	3	4	0	1

Melvin White, Undrafted, Louisiana-Lafayette

GP/GS	Tkl	Sks	Int	PD	FF	FR
15/10	45	0.0	2	4	1	0

Lotulelei started all 16 games in 2013 and tallied 47 tackles, three sacks and 12 quarterback pressures. Short saw action in every game this season, making 33 tackles, 1.5 sacks, 21 quarterback pressures and forcing and recovering a fumble. Both players were named to the Professional Football Writers of America All-Rookie team and Lotulelei received votes for Associated Press Defensive Rookie of the Year.

In his first eight games, Klein saw most of his playing time on special teams, but made his first start of the season in Week Ten at San Francisco (11/10/13) as Chase Blackburn was limited with a foot injury. Klein totaled 24 tackles, including two sacks.

Lester and White made an impact in the secondary. Lester, a three-time national champion at the University of Alabama, started four games at safety and accounted for four takeaways. White started 10 consecutive games to end the season, entering the lineup in Week Eight at Tampa Bay (10/24/13). He made 45 tackles, one forced fumble, four passes defended and had two interceptions on the year, including one returned for a touchdown in Week Seventeen at Atlanta (12/29/13).

Horton saw action in 10 games, notching eight tackles, including two sacks, and a quarterback pressure. Horton's two sacks came in Week Thirteen vs. Tampa Bay (12/1/13). Horton is the first undrafted rookie with two or more sacks in a game since New England's Justin Francis had 3.0 sacks on Dec. 30, 2012.

DEFENSE STANDS STRONG IN RED ZONE

The Panthers defense was effective against teams in the red zone in 2013, ranking third in the NFL in red zone defense. The Panthers allowed 17 touchdowns in 41 red zone possessions, a 41.5 touchdown percentage.

OPPONENT RED ZONE TOUCHDOWN PERCENTAGE, 2013

Team	RZ TD%	RZ Drives	RZ TD
Seattle	36.1	36	13
Detroit	38.1	42	16
Carolina	41.5	41	17
New York Jets	44.9	49	22
Miami	46.4	56	26



PICKED OFF

In 2013, the Panthers intercepted opposing quarterbacks 20 times, tied for fifth-most in the NFL.

2013 NFL TEAM LEADERS, INTERCEPTIONS

Team	INT
Seattle	28
Buffalo	23
Kansas City	21
Tampa Bay	21
Arizona	20
Carolina	20
Cincinnati	20
Philadelphia	20

DPOY PUTS KUECHLY IN SELECT GROUP



Luke Kuechly

In 2013, linebacker Luke Kuechly became the first Panthers player to earn Associated Press NFL Defensive Player of the Year honors after leading the Panthers No. 2-ranked defense with 176 tackles and tying for the team lead with four interceptions.

The second-year linebacker won the award one season after being named AP NFL Defensive Rookie of the Year in 2012.

Kuechly is just the second player to win Defensive Player of the Year and Defensive Rookie of the Year in his first two seasons. New York Giants linebacker Lawrence Taylor won both awards as a rookie in 1981 and repeated as Defensive Player of the Year in 1982 (and later in 1986).

Kuechly is one of eight players in NFL history to win Defensive Rookie of the Year and Defensive Player of the Year in a career.

NFL PLAYERS TO WIN DEFENSIVE ROY & DPOY IN A CAREER

Player	DROY	DPOY
Joe Greene	1969	1972, 1974
Jack Lambert	1974	1976
Lawrence Taylor	1981	1981, 1982, 1986
Dana Stubblefield	1993	1997
Charles Woodson	1998	2009
Brian Urlacher	2000	2005
Terrell Suggs	2003	2011
Luke Kuechly	2012	2013

TACKLING MACHINE

Since entering the NFL in 2012, press box crews have credited Kuechly with 320 tackles, the most in the NFL.

NFL TACKLE LEADERS, 2012-13 (Press Box Statistics)

Player	Tot	Sol	Ast
Luke Kuechly, Car. *	320	196	124
Paul Posluszny, Jac. *	300	227	73
Vontez Burfict, Cin. *	298	187	111
NaVorro Bowman, S.F. *	286	210	76
Lavonte David, T.B.	282	217	65
Chad Greenway, Min.	282	181	101

*2013 Pro Bowl selection

In 2013, Kuechly finished with 156 tackles (based on press box statistics), fourth in the NFL, just one season after tallying a league-leading 164 tackles in 2012 to become the first rookie since San Francisco's Patrick Willis in 2007 to lead the NFL in tackles.

Using tackle totals from coaches' film review, Kuechly tallied a franchise-record 205 tackles in 2012 and continued to rack up tackles in 2013 as he led the team with 176 tackles.

KUECHLY EARNS POW HONORS TWICE

In Week Sixteen vs. New Orleans (12/22/13), linebacker Luke Kuechly turned in a career day and was rewarded with his second NFC Defensive Player of the Week honor of 2013.

Based on press box statistics, Kuechly had 24 tackles and an interception in the Panthers' 17-13 win over New Orleans. Since tackles began being tracked in 1994, Kuechly's 24 tackles are tied for the most in a game with the New York Jets' David Harris (11/4/07). Kuechly is the first player since Tampa Bay's Derrick Brooks (9/30/01) to record at least 20 tackles and an interception in the same game.

Panthers coaches credited Kuechly with 26 tackles after film review, a new Panthers record, supplanting James Anderson's 20 vs. the New York Giants (9/20/12).

It was Kuechly's third career Player of the Week Award and second of 2013 (Week 10). He was also honored in Week 14, 2012. Kuechly's three Defensive Player of the Week Awards are tied with Julius Peppers for the most in franchise history.

Kuechly's first player of the week honors in 2013 came in Week Ten for his performance at San Francisco (11/10/13).

Based on press box statistics, Kuechly had a game-high 11 tackles, a sack and a pass defended in the Panthers' 10-9 win at San Francisco. Two of his tackles resulted in a loss and he recorded five tackles within three yards or behind the line of scrimmage. Kuechly led a Carolina defense that limited the 49ers to nine points and 151 total net yards. San Francisco entered the game on a five-game winning streak having averaged 34.8 points and 357.6 yards during that span. The Panthers allowed 46 net passing yards, the fewest gained by the 49ers in a game since 2005. In the previous five games, San Francisco averaged 173.8 net passing yards. Kuechly was part of a defensive unit that had six sacks and forced two turnovers.

He is the first linebacker in franchise history to be named Defensive Player of the Week multiple times.



Linebacker Luke Kuechly produced a Panthers record 26 tackles vs. New Orleans (12/22/13).

WHAT THEY'RE SAYING ABOUT KUECHLY

Praise for linebacker Luke Kuechly came from his coaches, teammates and members of the media in 2013.

Panthers head coach Ron Rivera:

I really do believe he has an opportunity to be one of the really good ones. He has to stay healthy first and foremost and continue to develop as a linebacker. There's a lot of things that we do in our defense that give opportunities to our linebackers to make plays and a lot of it starts up front. If you ask Luke about it, he'll talk about his front four that are in front of him, and the two linebackers next to him and the safeties behind him. He's a very humble young man, so I'll do it for him and tell you that he has an opportunity to ascend. And if he continues to grow, we'll most certainly be talking about him in the same way as those great linebackers.

Panthers quarterback Cam Newton:

I've always been a huge fan of Luke [Kuechly]. I know what a competitor he is and how hard he works. He's only reached the tip of the iceberg.

Jon Gruden, former NFL coach and current Monday Night Football analyst:

I think he's the best linebacker, hands down, in football. This kid is very unique. He can knock you down easily. He can find the ball. He can cover. I mean he makes a play against (Atlanta tight end) Tony Gonzalez, I had to go outside and shake my head and get some air. This double move that Tony Gonzalez runs against everybody, Kuechly just wheeled and intercepted it. There's nothing the kid can't do.

Doug Farrar, Sports Illustrated NFL writer:

When [Kuechly]'s on, he's nearly unstoppable. He's the best of the league's new wave of 360-degree linebackers — just as adept in coverage as he is running opponents down in space.

Mike Mayock, former NFL player and current NFL Network analyst:

What usually knocks inside linebackers down is their inability to stay on the field for three plays. I think he's the best pure zone drop pass linebacker I've ever seen on tape.

Brian Billick, former NFL coach and current FOX Sports analyst:

In my opinion, he is the best cover linebacker in the entire NFL, and that diversity makes him an invaluable asset.

Matt Williamson, former NFL scout and current ESPN.com writer:

Luke Kuechly, [2012]'s defensive rookie of the year, has already emerged as one of the league's truly elite linebackers and this is his 4-3 defense. Comparisons to greats such as Patrick Willis and Ray Lewis are not too far-fetched in terms of expectations for Kuechly's career, as he simply excels in all areas of playing the position. Kuechly is a great blitzter, rarely takes a false first step to the ball and is a tremendous tackler.

Tim Ryan, former NFL player and current FOX Sports analyst:

I think [Luke Kuechly]'s the best true middle linebacker in the game. Just watching him play, his desire, his range, diagnosing plays, finishing plays.

KUECHLY IS THE MAN IN THE MIDDLE



Luke Kuechly

Luke Kuechly has made a difference for the Panthers defense since arriving to the team as the ninth overall choice in the 2012 NFL Draft.

In the two seasons (2012-13) since Kuechly arrived in Carolina, he has helped the team rank fifth in the NFL in total defense (317.2 yards per game), fourth in rushing defense (98.5) and ninth in passing defense (218.7). That is a marked improvement from the defense's standings

during the two seasons (2010-11) prior to Kuechly's arrival as the Panthers ranked 24th in total defense (356.8), 24th in rushing defense (127.3) and 18th in passing defense (229.4).

PANTHERS DEFENSIVE RANKINGS

Start of 2010 through end of 2011:

	Rank	Avg.
Yds/Game	24th	356.8
Rush Yds/Game	24th	127.3
Pass Yds/Game	18th	229.4

Start of 2012 through end of 2013 (With Kuechly):

	Rank	Avg.	Change
Yds/Game	5th	317.2	-39.6
Rush Yds/Game	4th	98.5	-28.8
Pass Yds/Game	9th	218.7	-10.7

Since moving to the middle linebacker position in Week Five of 2012, Kuechly has been on the field for nearly every play for the Panthers defense. Kuechly has played in 1,759 of a possible 1,783 snaps (98.7%) at middle linebacker, only coming off the field for the final five snaps of the team's 38-0 victory over the New York Giants in Week Three (9/22/13), the final 12 snaps of the team's 35-10 victory over the Minnesota Vikings in Week Six (10/13/13), five snaps in the 34-10 win over the Atlanta Falcons in Week Nine (11/3/13) and two snaps in the 31-13 loss at New Orleans in Week Fourteen (12/8/13).

Kuechly played all 769 of the Panthers defensive snaps in the final 12 games of the 2012 season and saw action in 990 of the Panthers 1,014 defensive snaps (97.6) in 2013.

In 28 career games in the middle, Kuechly has averaged 12.5 tackles per game (349), recorded three sacks, six interceptions, eight passes defended and three fumble recoveries (based on coaches' film review).

In 2012, Kuechly's first game in the middle came vs. Seattle in Week Five (10/7/12). After ranking 24th in the NFL in total defense after four weeks, the Panthers improved to 10th by the end of the season with Kuechly in the middle. The Carolina defense finished in the top 10 for the first time since 2009.

DAVIS EARNS PLAYER OF THE WEEK

Linebacker Thomas Davis was named NFC Defensive Player of the Week for Week Six after his performance at Minnesota (10/13/13).

Davis, who has come back from three ACL surgeries, had a game-high 10 tackles, a career-best two sacks and a pass defended in the Panthers' 35-10 win at Minnesota. One of the team's defensive captains, Davis led a unit that limited the Vikings to 10 points, 18.8 points below Minnesota's average (28.8 entering the game). The Panthers held the Vikings to 75 rushing yards and 290 total net yards. Minnesota entered the game averaging 126.8 rushing yards per game and 350.5 total net yards per game.

In his ninth year from Georgia, this is Davis' first career Player of the Week Award. Davis is the sixth linebacker in franchise history to be named Defensive Player of the Week. He joins Sam Mills (Week 7, 1995), Kevin Greene (Week 9, 1999), Dan Morgan (Week 14, 2004), Jon Beason (Week 16, 2009) and Luke Kuechly (Week 14, 2012; Week 10, 2013 & Week 16, 2013).

DAVIS ADDS MORE HONORS

Linebacker Thomas Davis was named NFC Defensive Player of the Month for November 2013 as he helped lead the Panthers to a 4-0 record during the month for the first time in franchise history.

According to press box statistics, Davis had 35 tackles, an interception, one sack and a forced fumble as the Panthers went 4-0 during November. During the month, Davis was the only player in the NFL to record at least 35 tackles, a sack and a forced fumble.

It was Davis' first career Player of the Month Award. He joins Sam Mills (November 1995 and 1996) and Jon Beason (October 2008) as the only linebackers in team history to be honored.

Davis is the first Panther to be named Defensive Player of the Month since Julius Peppers (November 2008).



Thomas Davis earned NFC Defensive Player of the Month honors for November 2013, the first Panther since Julius Peppers in 2008 to win the award.

DAVIS PERFORMING AT HIGH LEVEL

Linebacker Thomas Davis started all 16 games for the Panthers in 2013 and set or tied career highs in tackles (151), sacks (4.0), interceptions (2) and passes defended (8).

He was named NFC Defensive Player of the Month for the Month of November as the Panthers went 4-0 in the month for the first time in franchise history. Davis also turned in a standout performance in Week Eleven vs. New England (11/18/13) as he produced a game-high 17 tackles.

He earlier earned NFC Player of the Week honors as he helped the Panthers to a 35-10 victory over the Minnesota Vikings in Week Six (10/13/13). He tallied 10 tackles and a career-high 2.0 sacks. The game marked Davis's first multi-sack performance since 2006 when Davis had 1.5 at St. Louis (11/19/06).

Davis, a defensive captain, has been performing at a high level since his return from three surgical reconstructions of the anterior cruciate ligament in his right knee. The surgeries forced him to miss much of the 2009, 2010 and 2011 seasons before returning to play in 15 games with 12 starts in 2012. Davis is the first known NFL player to return to action following three ACL surgeries on the same knee.

Davis has made 28 consecutive starts beginning in Week Five of 2012 vs. Seattle (10/7/12) and is averaging 9.32 tackles in those games (261 tackles). He has 10 double-digit tackle games in that span.

With eight tackles in the regular season finale at Atlanta (12/29/13), Davis moved into second place on the Panthers all-time tackles list, surpassing Jon Beason's 701 tackles from 2007-13. Davis previously overtook Chris Gamble (558 tackles, 2004-12) in Week One vs. Seattle (9/8/13).

PANTHERS CAREER LEADERS, TACKLES

Player	Tackles	Seasons
Mike Minter	953	1997-2006
Thomas Davis	702	2005-13
Jon Beason	701	2007-13
Chris Gamble	558	2004-12



Panthers linebacker Thomas Davis has 702 tackles, the second-most in Panthers history, despite missing most of the 2009, 2010 and 2011 seasons due to three reconstructive knee surgeries.

LOTULELEI PROVIDES EARLY RETURNS

Panthers defensive tackle Star Lotulelei, the 14th overall pick in the 2013 NFL Draft, was named to the Professional Football Writers of America's All-Rookie team and received votes for AP NFL Defensive Rookie of the Year in his first season.

Lotulelei started all 16 games for a Panthers defense that finished No. 2 in total defense, rushing defense and scoring defense. Lotulelei has produced 47 tackles, including three sacks, and 11 quarterback pressures. Lotulelei's three sacks tied Dwan Edwards for the most among Panthers defensive tackles.

His first career sack came in Week Three vs. the New York Giants (9/22/13) as the Panthers tied a then team record with seven sacks and shutout the Giants 38-0, the Panthers first shutout victory since 2008. Lotulelei also contributed a sack to the Panthers team-record nine sack effort in Week Seventeen at Atlanta (12/29/13).

Lotulelei played three seasons at Utah after playing one year at Snow College, a junior college in Ephraim, Utah. In his senior season, Lotulelei tallied five sacks and ranked second in the nation with four fumble recoveries to go along with three forced fumbles as he became one of three defensive linemen in Utah history to earn All-America honors.



Defensive tackle Star Lotulelei started all 16 games for the Panthers No. 2-ranked defense, earning All-Rookie honors from the PFWA.

PANTHERS SET SACK RECORDS

In Week Seventeen at Atlanta (12/29/13), the Carolina Panthers established a new single-game team record with nine sacks. The previous record was seven sacks, previously accomplished seven times, most recently in Week Three vs. the New York Giants (9/22/13).

At Atlanta, the Panthers sack efforts were led by defensive end Greg Hardy who established a new single-game individual record with four sacks of Falcons quarterback Matt Ryan. The four sacks surpass the old record of 3.5 sacks set by Charles Johnson at Atlanta (9/30/12).

SHORT BRINGS PRESSURE

2013 second-round draft choice (44th overall) defensive tackle Kawann Short earned All-Rookie honors from the Professional Football Writers of America for his first-year performance. Short joined fellow defensive tackle as a PFWA All-Rookie honoree.

Short played all 16 games for the Panthers, tallying 33 tackles, including 1.5 sacks, and tying Charles Johnson for second on the team with 21 quarterback pressures. Only defensive end Greg Hardy (38) had more.

Short tallied his first sack in Week Three vs. the New York Giants (9/22/13) as part of the Panthers seven-sack effort in a 38-0 shutout.

Short started all 50 games he played at Purdue from 2009-12, gathering 186 tackles, 49 tackles for loss, 19.5 sacks, two forced fumbles, four fumble recoveries, two interceptions and 15 passes defended. He finished his career ranked third in school history for the most tackles for loss and sacks by a defensive tackle and blocked a school-record eight kicks, including six field goals. He earned second-team All-America honors in 2012.



Defensive tackle Kawann Short earned PFWA All-Rookie honors after producing 1.5 sacks and 21 quarterback pressures, tied for second-most on the team.

PRESSURE RISING

One season after ranking ninth in the NFL in sacks with 39, the Panthers kept the pressure up on opposing quarterbacks in 2013 as the team led the NFL and tied the franchise record with 60 total sacks (1996).

2013 NFL TEAM LEADERS, SACKS

Team	Sacks
Carolina	60
Buffalo	57
St. Louis	53
New Orleans	49
New England	48
Arizona	47
Kansas City	47
Green Bay	44
Seattle	44
Cincinnati	43

HARDY IS PLAYER OF THE WEEK TWICE



Greg Hardy

Defensive end Greg Hardy was named NFC Defensive Player of the Week twice in 2013, first for his performance in Week Three vs. the New York Giants (9/22/13) and then in Week Seventeen at Atlanta (12/29/13).

At Atlanta (12/29/13), Hardy had a franchise-record four sacks in the Panthers' 21-20 win. With the victory, the Panthers clinched the NFC South division title and a first-round bye.

Hardy finished the season with 15 sacks, tied for the most in team history (Kevin Greene, 1998). In the final two games of the season, Hardy had seven sacks. He is the first player to enter the postseason with consecutive three-sack performances in the team's final two games.

Hardy, who was selected to his first Pro Bowl, was part of a defensive unit that had a franchise-record nine sacks in the game. The Panthers finished the season with 60 sacks, tied for the most in a season in team history (1996).

Hardy is the fourth player in team history to be named Defensive Player of the Week multiple times. He joins Luke Kuechly (three), Julius Peppers (three) and Mike Rucker (two).

The Panthers won five Defensive Player of the Week Awards this season, the most in a season in franchise history. In addition to Hardy's two, linebackers Kuechly (two) and Thomas Davis were honored.

In Week Three vs. the New York Giants (9/22/13) Hardy tied a then career high with three sacks in the Panthers' 38-0 win over the New York Giants, the team's first shutout since 2008. Carolina tied a then single-game club record with seven sacks.



Defensive end Greg Hardy was named NFC Defensive Player of the Week for his three-sack performance vs. the New York Giants (9/22/13) and his four-sack performance at Atlanta (12/29/13).

HARDY REACHES SACK RECORDS

Defensive end Greg Hardy earned Pro Bowl honors and was named Associated Press second-team All-Pro after tying a team record with 15 sacks in 2013. Linebacker Kevin Greene first set the Panthers sack record with in 1998.

PANTHERS SINGLE-SEASON SACK LEADERS

Player	Sacks	Season
Kevin Greene	15.0	1998
Greg Hardy	15.0	2013
Kevin Greene	14.5	1996
Julius Peppers	14.5	2008
Lamar Lathon	13.5	1996

Hardy established a single-game Panthers record with four sacks in Week Seventeen at Atlanta (12/29/13), bettering the previous record of 3.5 by Charles Johnson at Atlanta (9/30/12).

Hardy is just the fifth player in Panthers history to post multiple double-digit sack seasons, joining Kevin Greene, Lamar Lathon, Julius Peppers, Mike Rucker and Charles Johnson.

PANTHERS WITH 10+ SACKS IN MULTIPLE SEASONS

Player	Years with 10+ sacks
Kevin Greene	1996 (14.5); 1998 (15); 1999 (12)
Julius Peppers	2002 (12); 2004 (11); 2005 (10.5); 2006 (13); 2008 (14.5); 2009 (10.5)
Mike Rucker	2002 (10); 2003 (12)
Charles Johnson	2010 (11.5); 2012 (12.5), 2013 (11.0)
Greg Hardy	2012 (11.0); 2013 (15.0)



Defensive end Greg Hardy earned postseason honors after tying the Panthers single-season record with 15 sacks in 2013.

JOHNSON JOINS TEAM SACK LEADERS



Charles Johnson

Charles Johnson tallied 11 sacks in 2013, becoming the first player in franchise history with at least nine sacks in four consecutive seasons.

Johnson has 54.0 career sacks, third-most in Panthers history. He has been the Panthers leader in sacks in three of the last four seasons (2010-12).

Since becoming a full-time starter in 2010, Johnson's 44.0 sacks are tied for seventh in the NFL. He has 23.5 sacks in

his past 27 games.

PANTHERS CAREER SACK LEADERS

Player	Sacks	Seasons
Julius Peppers	81.0	2002-09
Mike Rucker	55.5	1999-2007
Charles Johnson	54.0	2007-13
Kevin Greene	41.5	1996, 1998-99

Johnson is one of three players in team history with at least three double-digit sack seasons (Kevin Greene, Julius Peppers).

PANTHERS WITH 10+ SACKS IN THREE OR MORE SEASONS

Player	Years with 10+ sacks
Kevin Greene	1996 (14.5); 1998 (15); 1999 (12.0)
Julius Peppers	2002 (12.0); 2004 (11.0); 2005 (10.5); 2006 (13.0); 2008 (14.5); 2009 (10.5)
Charles Johnson	2010 (11.5); 2012 (12.5), 2013 (11.0)

KNOCK IT LOOSE

Defensive end Charles Johnson made an impact in Week One of the 2013 regular season vs. Seattle (9/8/13), when he made a strip-sack of quarterback Russell Wilson with the Seahawks threatening to score inside the Panthers 15-yard line.

Johnson's forced fumble vs. Seattle was the 14th of his career, tying him with Mike Rucker (1999-2007) for third place in team history.

PANTHERS CAREER LEADERS, FORCED FUMBLES

Player	FF	Seasons
Julius Peppers	29	2002-09
Mike Minter	16	1997-2006
Charles Johnson	14	2007-13
Mike Rucker	14	1999-2007

SACK ARTISTS

Defensive ends Charles Johnson and Greg Hardy have become one of the best pass rushing duos in the NFL in recent years.

After becoming the first pair of Panthers with double-digit sacks since 2002 last season, Johnson and Hardy repeated the accomplishment again in 2013. Hardy (11.0 and 15.0) and Johnson (12.5 and 11.0) are the only pair in the NFL with double-digit sacks in each of the last two seasons. In the last two seasons, they have combined for 49.5 sacks, tied for most in the NFL.

MOST COMBINED SACKS BY TEAMMATES, 2012-13

Sacks	Team	Players (Sacks)
49.5	Car.	G. Hardy (26.0) & C. Johnson (23.5)
49.5	St.L	C. Long (20.0) & R. Quinn (29.5)
44.0	Hou.	J.J. Watt (31.0) & W. Mercilus (13.0)
43.0	S.F.	A. Smith (28.0) & A. Brooks (15.0)
43.0	Hou.	J.J. Watt (31.0) & A. Smith (12.0)

With 26.0 combined sacks in 2013, Johnson and Hardy are the second-most productive single-season sack tandem in team history.

TOP SACK TANDEM IN PANTHERS HISTORY

Sacks	Season	Players (Sacks)
28.0	1996	K. Greene (14.5) & L. Lathon (13.5)
26.0	2013	G. Hardy (15.0) & C. Johnson (11.0)
23.5	2012	C. Johnson (12.5) & G. Hardy (11.0)
22.0	2002	J. Peppers (12.0) & M. Rucker (10.0)
21.0	1998	K. Greene (15.0) & S. Gilbert (6.0)
20.5	2008	J. Peppers (14.5) & C. Johnson (6.0)



Defensive ends Greg Hardy and Charles Johnson teamed up to provide 26.0 sacks in 2013 as both had double-digit sack totals for the second consecutive season.

GRANO GETS HIS KICKS

In 2013, Kicker Graham Gano converted 24 of 27 field goal attempts and all 42 PAT tries.

He made all six of his field goal attempts from 50+ yards, establishing a career-high and franchise record for most 50-yard field goals made in a season.

PANTHERS SEASON LEADERS, 50+ YARD FIELD GOALS

Player	FG	Seasons
Graham Gano	6	2013
John Kasay	4	2006
John Kasay	4	1998

Gano's six field goals from 50 yards or more tied for the NFL lead. He was the only kicker in the NFL with more than three attempts from 50-plus yards without a miss from that distance.

2013 NFL LEADERS, 50+ YARD FIELD GOALS

Player	FGM	FGA	Pct.
Graham Gano, Car.	6	6	100.0
Dan Bailey, Dal.	6	7	85.7
Matt Prater, Den.	6	7	85.7
Justin Tucker, Bal.	6	7	85.7
Mason Crosby, G.B.	5	7	71.4
S. Gostkowski, N.E.	5	6	83.3

Gano's 55-yard field goal vs. the Atlanta Falcons (11/03/13) tied John Kasay's field goal vs. San Francisco (10/24/10) for the second-longest in team history.

In addition, Gano's strong leg was a weapon for the Panthers in the field position game. Sixty-three of Gano's 79 kickoffs resulted in touchbacks. His 79.7 touchback percentage was the top mark in the NFL this season and is the highest percentage in a season since Brad Daluiso in 1992 (81.3 percent).

2013 NFL LEADERS, TOUCHBACK PERCENTAGE

Player	KOs	TBs	TB%
Graham Gano, Car.	79	63	79.7
Matt Prater, Den.	112	81	72.3
Matt Bosher, Atl.	73	50	68.5
Billy Cundiff, Cle.	62	42	67.7
Greg Zuerlein, St.L	77	52	67.5



Graham Gano's 53-yard field goal at San Francisco (11/10/13) was a game-winner.

NORTMAN SETS PANTHERS RECORDS

Punter Brad Nortman set Panthers franchise records with a 47.78-yard gross average and a 41.56-yard net average in 2013.

PANTHERS SINGLE-SEASON GROSS PUNTING AVERAGE LEADERS

Player	Avg.	No	Yds	Season
Brad Nortman	47.77	70	3,344	2013
Todd Sauerbrun	47.52	93	4,419	2001
Jason Baker	45.74	98	4,483	2006

PANTHERS SINGLE-SEASON NET PUNTING AVERAGE LEADERS

Player	Avg.	Seasons
Brad Nortman	41.56	2013
Jason Baker	39.00	2006
Jason Baker	38.93	2005

Nortman finished the season ranked fourth in the NFL in gross punting average and fifth in net punting average.

GROSS PUNTING AVERAGE LEADERS, 2013

Player	Avg.	No	Yards	In20	Lg	Net
Marquette King, Oak.	48.9	84	4,107	11	23	40.1
Brandon Fields, Mia.	48.8	85	4,150	7	33	42.4
Andy Lee, S.F.	48.2	79	3,804	9	27	41.7
Brad Nortman, Car.	47.8	70	3,344	5	25	41.6
Shane Lechler, Hou.	47.6	88	4,189	7	34	40.0

Nortman produced a career game in Week Twelve at Miami (11/24/13) and was instrumental in the Panthers 20-16 victory. He averaged a team-record (minimum 4 punts) 56.7 yards on seven punts. It marked the second-highest gross average in the NFL this season (Shane Lechler – 58.9 – 11/10/13).

PANTHERS SINGLE-GAME GROSS PUNTING AVERAGE LEADERS

Avg.	Player	Game
56.71	Brad Nortman	@ Mia. 11/24/13 (7-397)
55.83	Todd Sauerbrun	@ Was. 10/21/01 (6-335)
55.75	Jason Baker	vs. Phi. 9/13/09 (4-223)

Nortman was named NFC Special Teams Player of the Month for December 2013.

Nortman averaged 48.1 yards per punt and had a net average of 43.9 yards in December as the Panthers went 4-1 and clinched the NFC South division. His 43.9-yard net average ranked second in the NFL for the month. He placed eight punts inside the 20-yard line during the month, including at least one in every game. He placed two punts inside the five-yard line in December.

Nortman had 13 punts of at least 50 yards, including two 60+ yarders, in the month. He had at least one 50-yard punt in all five December games.

Nortman is the first Panther to be named Special Teams Player of the Month since kicker Kasay in October 2003.

CAROLINA ON MY MIND

The Carolina Panthers roster and coaching staff have a distinctive local feel. Three coaches and eight players either hailed from North Carolina or South Carolina or played collegiately in the Carolinas.

Coaches with ties to the Carolinas (3)

Player/Coach	Position
Joe Kenn	Strength and Conditioning
Ricky Proehl	Wide Receivers
Steve Wilks	Secondary / Pass Defense Coordinator

Hometown/College

Wake Forest University
Wake Forest University
Charlotte, N.C. / Appalachian State

Players with ties to the Carolinas (8)

Player/Coach	Position
Brenton Bersin	Wide Receiver
Tre Boston	Safety
Jerricho Cotchery	Wide Receiver
Alex Hall	Defensive End
Josh Norman	Cornerback
De'Andre Presley	Wide Receiver
D.J. Smith	Linebacker
Mike Tolbert	Fullback

Hometown/College

Charlotte, N.C. / Wofford College
University of North Carolina
North Carolina State University
St. Augustine's
Greenwood, S.C. / Coastal Carolina University
Appalachian State
Charlotte, N.C. / Appalachian State
Coastal Carolina University

ROSTER RUNDOWN

Here's a look at Carolina's roster as the team opens the preseason.

Rookies and first-year players	25
Players with three years or less NFL experience	52
Players age 30 or older	9
Players drafted by Carolina	23
Average age	25.8

Other roster notables

Original Draftees	25-Alexander, Barner, Benjamin, Benwikere, Boston, Davis, Ealy, Godfrey, Hardy, Johnson, Kalil, Klein, Kuechly, Lotulelei, Newton, Norman, Nortman, Pilaes, Short, Silatolui, Stewart, Turner, D. Williams
Oldest Player on roster	Colin Cole - 34 years old (06/24/80)
Youngest Player on roster	Trai Turner - 21 years old (06/14/93)
Most experience	11 seasons - Jerricho Cotchery, Dwan Edwards
Tallest player(s) on roster	David Foucault - 6' 8"
Shortest player(s) on roster	Kenjon Barner - 5' 9"
The college that is represented the most:	Two schools with four players - Georgia, Oregon
Players not from FBS schools	14-Brenton Bersin (Wofford College), Matt Blanchard (Wisconsin-Whitewater), Brian Folkerts (Washburn), David Foucault (Calgary), Linden Gaydosh (Calgary), Jordan Gay (Centre College), Alex Hall (St. Augustine's), Kevin Hughes (Southeastern Louisiana), Anthony Morales (Weber State), Tom Nelson (Illinois State), Josh Norman (Coastal Carolina), Amini Silatolu (Midwestern State), Mike Tolbert (Coastal Carolina), Jason Williams (Western Illinois)

CAROLINA PANTHERS 2014 TRANSACTIONS

1-Jan	TE	D.C. Jefferson	Practice Squad Signing
3-Jan	WR	Toney Clemons	Reserve/Future Signing
3-Jan	G	Derek Dennis	Reserve/Future Signing
3-Jan	T	Oscar Johnson	Reserve/Future Signing
3-Jan	CB	De'Quan Menzie	Reserve/Future Signing
3-Jan	LB	D.J. Smith	Reserve/Future Signing
3-Jan	DT	Casey Walker	Reserve/Future Signing
4-Jan	T	Kevin Hughes	Reserve/Future Signing
4-Jan	G	Phillipkieth Manley	Reserve/Future Signing
14-Jan	WR	Brenton Bersin	Reserve/Future Signing
14-Jan	QB	Matt Blanchard	Reserve/Future Signing
14-Jan	LB	Ben Jacobs	Reserve/Future Signing
14-Jan	G	Mike Jasper	Reserve/Future Signing
14-Jan	TE	D.C. Jefferson	Reserve/Future Signing
14-Jan	T	Andrew McDonald	Reserve/Future Signing
14-Jan	CB	De'Andre Presley	Reserve/Future Signing
14-Jan	DE	Craig Roh	Reserve/Future Signing
27-Feb	S	Anderson Russell	Free Agent Signing
28-Feb	DE	Greg Hardy	Designated Franchise Player
28-Feb	K	Graham Gano	Extension Signing
4-Mar	DE	Greg Hardy	Signed Franchise Tender
10-Mar	G/T	Garry Williams	Extension Signing
10-Mar	TE	Richie Brockel	Extension Signing
10-Mar	T	Byron Bell	Tendered as Restricted Free Agent
10-Mar	G	Chris Scott	Tendered as Exclusive Rights Player
13-Mar	WR	Steve Smith	Released
13-Mar	QB	Derek Anderson	Unrestricted free agent re-signing
14-Mar	TE	Mike McNeill	Free Agent Signing
17-Mar	LB	Jason Williams	Unrestricted free agent re-signing
17-Mar	CB	James Dockery	Free Agent Signing
18-Mar	S	Roman Harper	Free Agent Signing
20-Mar	WR	Jerricho Cotchery	Unrestricted free agent signing (PIT)
21-Mar	CB	Antoine Cason	Unrestricted free agent signing (ARI)
21-Mar	WR	Tiquan Underwood	Unrestricted free agent signing (TB)
24-Mar	QB	Joe Webb	Unrestricted free agent signing (MIN)
8-Apr	WR	Jason Avant	Free Agent Signing
9-Apr	DT	Colin Cole	Unrestricted free agent re-signing
10-Apr	TE	Ed Dickson	Unrestricted free agent signing (BAL)
11-Apr	S	Thomas DeCoud	Free Agent Signing
11-Apr	DE	Alex Hall	Free Agent Signing
11-Apr	WR	R.J. Webb	Waived
11-Apr	DE	Alex Hall	Free Agent Signing
11-Apr	S	Thomas DeCoud	Free Agent Signing
8-May	WR	Kelvin Benjamin	Drafted (1)
9-May	DE	Kony Ealy	Drafted (2)
9-May	G	Trai Turner	Drafted (3)
10-May	S	Tre Boston	Drafted (4)
10-May	CB	Bene Benwikere	Drafted (5)
10-May	RB	Tyler Gaffney	Drafted (6)
13-May	DT	Drake Nevis	Claimed off waivers (JAC)
16-May	LB	Denicos Allen	Undrafted rookie signing
16-May	WR	Philly Brown	Undrafted rookie signing
16-May	CB	Carrington Byndom	Undrafted rookie signing
16-May	LB	Adarius Glanton	Undrafted rookie signing
16-May	WR	Marcus Lucas	Undrafted rookie signing
16-May	G	Andrew Norwell	Undrafted rookie signing
16-May	RB	Darrin Reaves	Undrafted rookie signing
16-May	DT	Shaq Rowell	Undrafted rookie signing
16-May	C	Jared Wheeler	Undrafted rookie signing
19-May	G	Phillipkieth Manley	Waived
19-May	G	Mike Jasper	Waived
19-May	P	Jordan Gay	Free Agent Signing
19-May	T	David Foucault	Undrafted rookie signing
19-May	T	Travis Bond	Waived
20-May	LB	Billy Boyko	Free Agent Signing
18-Jun	DE	Mario Addison	Extension Signing
18-Jun	T	Nate Chandler	Extension Signing
18-Jun	S	Colin Jones	Extension Signing
22-Jul	LB	Billy Boyko	Waived
23-Jul	C	Jared Wheeler	Waived
23-Jul	C	Kevin Matthews	Free Agent Signing
24-Jul	G	Fernando Velasco	Free Agent Signing
24-Jul	LB	Anthony Morales	Free Agent Signing
24-Jul	G	Edmund Kugbila	Waived/Injured
25-Jul	DT	Shaq Rowell	Waived
25-Jul	G	Edmund Kugbila	Placed on Injured/Reserve
26-Jul	DT	Micanor Regis	Free Agent Signing
26-Jul	CB	De'Quan Menzie	Waived
27-Jul	RB	Fozzy Whittaker	Free Agent Signing
27-Jul	S	Tom Nelson	Free Agent Signing
27-Jul	RB	Tyler Gaffney	Waived/Injured

CAROLINA PANTHERS UNOFFICIAL DEPTH CHART

OFFENSE

WR	82 Jericho Cotchery	81 Jason Avant	<u>16 Philly Brown</u>	19 Kealoha Pilares
			15 Marvin McNutt	10 De'Andre Presley
LT	77 Byron Bell	65 Garry Williams	<u>63 David Foucault</u>	
LG	66 Amini Silatolu	62 Derek Dennis	<u>68 Andrew Norwell</u>	
C	67 Ryan Kalil	69 Fernando Velasco	64 Brian Folkerts	60 Kevin Matthews
RG	<u>70 Trai Turner</u>	75 Chris Scott	73 Oscar Johnson	
RT	78 Nate Chandler	72 Kevin Hughes	79 Andrew McDonald	
TE	88 Greg Olsen	84 Ed Dickson	86 Brandon Williams	47 Richie Brockel
			85 Mike McNeill	80 D.C. Jefferson
WR	<u>13 Kelvin Benjamin</u>	2 Brenton Bersin	11 Tiquan Underwood	12 Tavarres King
			83 Marcus Lucas	18 Toney Clemons
QB	1 Cam Newton	3 Derek Anderson	5 Matt Blanchard	14 Joe Webb
FB	35 Mike Tolbert	39 Michael Zordich		
RB	34 DeAngelo Williams	28 Jonathan Stewart	25 Kenjon Barner	<u>36 Darrin Reaves</u>
				43 Fozzy Whittaker

DEFENSE

LDE	95 Charles Johnson	90 Frank Alexander	96 Wes Horton	50 Alex Hall
LDT	91 Colin Cole	99 Kawann Short	74 Casey Walker	72 Micanor Regis
RDT	98 Star Lotulelei	92 Dwan Edwards	73 Drake Nevis	61 Linden Gaydosh
RDE	76 Greg Hardy	97 Mario Addison	<u>94 Kony Ealy</u>	60 Craig Roh
SLB	93 Chase Blackburn	56 A.J. Klein	<u>57 Adarius Glanton</u>	
MLB	59 Luke Kuechly	53 Ben Jacobs	52 D.J. Smith	<u>46 Anthony Morales</u>
WLB	58 Thomas Davis	54 Jason Williams	<u>55 Denicos Allen</u>	
LCB	20 Antoine Cason	30 Charles Godfrey	22 Josh Thomas	<u>37 Carrington Byndom</u>
RCB	23 Melvin White	<u>29 Bené Benwikere</u>	24 Josh Norman	31 James Dockery
SS	41 Roman Harper	38 Robert Lester	32 Anderson Russell	
FS	21 Thomas DeCoud	42 Colin Jones	26 Tom Nelson	<u>33 Tre Boston</u>

SPECIAL TEAMS

PK	9 Graham Gano			
P	8 Brad Nortman	6 Jordan Gay		
KO	9 Graham Gano			
H	8 Brad Nortman			
PR	25 Kenjon Barner	<u>16 Philly Brown</u>	20 Anotine Cason / <u>29 Bené Benwikere</u>	
KOR	25 Kenjon Barner	19 Kealoha Pilares	43 Fozzy Whittaker	11 Tiquan Underwood
LS	44 J.J. Jansen			

ROOKIES Underlined

PANTHERS COACHING STAFF

Ron RIVERA (head coach); Sean McDERMOTT (defensive coordinator); Richard RODGERS (special teams coordinator); Mike SHULA (offensive coordinator); Jason BENGUCHE (assistant strength and conditioning); Ray BROWN (assistant offensive line); Bruce DeHAVEN (assistant special teams); Ken DORSEY (quarterbacks); Pete HOENER (tight ends); Al HOLCOMB (linebackers); Joe KENN (strength and conditioning); John MATSKO (offensive line); Sam MILLS III (assistant defensive line); Ricky PROEHL (wide receivers); John RAMSDELL (senior offensive assistant); Jim SKIPPER (running backs); Eric WASHINGTON (defensive line); Steve WILKS (secondary/pass defense coordinator).

PANTHERS PRONUNCIATION

DENICOS Allen.....	duh-KNEE-kos	TAVARRES King	ta-VAR-ess
Jason AVANT.....	ah-VAHNT	Luke KUECHLY.....	KEEK-lee
KENJON Barner	ken-yon	Star LOTULELEI	lo-TOO-leh-lay
BENÉ BENWIKERE	Ben-ay Ben-WICK-urr-rhee	KEALOHA PILARES	KAY-ah-low-hah pih-LAR-us
Carrington BYNDOM.....	BINE-dum	MICANOR REGIS	muh-connor REE-gis
ANTOINE CASON	Ann-TWON KAY-sun	KAWANN Short	KAY-won
Thomas DeCOUD.....	DAY-coo	Amini SILATOLU.....	sill-uh-TOE-lou
KONY EALY	COE-knee EE-lee	TRAI Turner	Trey
David FOUCAULT	FOO-koe	TIQUAN Underwood.....	ty-KWAN
Graham GANO	guh-KNOW		

CAROLINA PANTHERS ALPHABETICAL ROSTER

No	Name	Pos	Ht	Wt	DOB	Age	Exp	College	Hometown	How Acq	GP/GS/DNP/IA
97	Addison, Mario	DE	6-3	260	09/06/87	26	4	Troy	Tarrant, Ala.	FA '12	0/0/0/0
90	Alexander, Frank	DE	6-4	270	12/17/89	24	3	Oklahoma	Baton Rouge, La.	D4a '12	0/0/0/0
55	Allen, Denicos	LB	5-11	225	08/09/90	24	R	Michigan State	Hamilton, Ohio	FA '14	0/0/0/0
3	Anderson, Derek	QB	6-6	230	06/15/83	31	10	Oregon State	Scappoose, Ore	FA '11	0/0/0/0
81	Avant, Jason	WR	6-0	210	04/20/83	31	9	Michigan	Chicago, Ill.	FA '14	0/0/0/0
25	Barner, Kenjon	RB	5-9	195	04/28/89	25	2	Oregon	Sherman Oaks, Calif.	D6 '13	0/0/0/0
77	Bell, Byron	T	6-5	340	01/17/89	25	4	New Mexico	Greenville, Texas	FA '11	0/0/0/0
13	Benjamin, Kelvin	WR	6-5	240	02/05/91	23	R	Florida State	Belle Glade, Fla.	D1 '14	0/0/0/0
29	Benwikere, Bené	CB	6-0	185	09/03/91	22	R	San Jose State	Gardena, Calif.	D5 '14	0/0/0/0
2	Bersin, Brenton	WR	6-3	210	05/09/90	24	1	Wofford College	Charlotte, N.C.	FA '13	0/0/0/0
93	Blackburn, Chase	LB	6-3	240	06/10/83	31	10	Akron	Marysville, Ohio	UFA '13 (NYG)	0/0/0/0
5	Blanchard, Matt	QB	6-3	225	03/21/89	25	1	Wisconsin-Whitewater	Lake Zurich, Ill	FA '13	0/0/0/0
33	Boston, Tre	S	6-1	205	06/25/92	22	R	North Carolina	Fort Myers, Fla.	D4 '14	0/0/0/0
47	Brockel, Richie	TE/FB	6-1	255	07/24/86	28	4	Boise State	Phoenix, Ariz.	FA '11	0/0/0/0
16	Brown, Philly	WR	5-11	180	12/16/91	22	R	Ohio State	Upper Darby, Pa.	FA '14	0/0/0/0
37	Byndom, Carrington	CB	6-0	180	07/07/92	22	R	Texas	Lufkin, Texas	FA '14	0/0/0/0
20	Cason, Antoine	CB	6-1	195	07/09/86	28	7	Arizona	Long Beach, Calif.	UFA '14 (ARI)	0/0/0/0
78	Chandler, Nate	T	6-4	315	06/01/89	25	3	UCLA	San Diego, Calif.	FA '12	0/0/0/0
18	Clemons, Toney	WR	6-2	205	10/11/88	25	1	Colorado	New Kensington, Pa.	FA '14	0/0/0/0
91	Cole, Colin	DT	6-2	330	06/24/80	34	8	Iowa	Fort Lauderdale, Fla.	FA '13	0/0/0/0
82	Cotchery, Jericho	WR	6-1	205	06/16/82	32	11	North Carolina State	Birmingham, Ala.	UFA '14 (PIT)	0/0/0/0
58	Davis, Thomas	LB	6-1	235	03/22/83	31	10	Georgia	Shellman, Ga.	D1 '05	0/0/0/0
21	DeCoud, Thomas	S	6-2	195	03/19/85	29	7	California	Pinole, Calif.	FA '14	0/0/0/0
62	Dennis, Derek	G	6-3	325	07/16/88	26	1	Temple	Pawling, N.Y.	FA '14	0/0/0/0
84	Dickson, Ed	TE	6-4	255	07/25/87	27	5	Oregon	Bellflower, Calif.	UFA '14 (BAL)	0/0/0/0
31	Dockery, James	CB	6-1	185	11/09/88	25	4	Oregon State	Palm Desert, Calif.	FA '12	0/0/0/0
94	Ealy, Kony	DE	6-4	275	12/21/91	22	R	Missouri	New Madrid, Mo.	D2 '14	0/0/0/0
92	Edwards, Dwan	DT	6-3	305	05/16/81	33	11	Oregon State	Columbus, Mont.	FA '12	0/0/0/0
64	Folkerts, Brian	C	6-4	310	01/30/90	24	2	Washburn	Florissant, Mo.	FA '13	0/0/0/0
63	Foucalt, David	T	6-8	305	01/07/89	25	R	Montreal	LaSalle, Quebec (Canada)	FA '14	0/0/0/0
9	Gano, Graham	K	6-2	205	04/09/87	27	5	Florida State	Cantonment, Fla.	FA '12	0/0/0/0
6	Gay, Jordan	P	6-1	205	03/29/90	24	1	Centre College	Danville, Ky.	FA '14	0/0/0/0
61	Gaydosch, Linden	DT	6-3	310	01/04/91	23	2	Calgary	Peace River, Alberta (Canada)	FA '13	0/0/0/0
57	Glanton, Adarius	LB	6-1	230	09/21/90	23	R	Florida Atlantic	Lakeland, Fla.	FA '14	0/0/0/0
30	Godfrey, Charles	CB	5-11	210	11/15/85	28	7	Iowa	Baytown, Texas	D3a '08	0/0/0/0
50	Hall, Alex	DE	6-5	255	08/17/85	28	4	St. Augustine's	Glenarden, Md.	FA '14	0/0/0/0
76	Hardy, Greg	DE	6-4	275	07/28/88	26	5	Mississippi	Millington, Tenn.	D6a '10	0/0/0/0
41	Harper, Roman	S	6-1	205	12/11/82	31	9	Alabama	Prattville, Ala.	FA '14	0/0/0/0
96	Horton, Wes	DE	6-5	270	01/18/90	24	2	Southern California	Sherman Oaks, Calif.	FA '13	0/0/0/0
72	Hughes, Kevin	T	6-4	315	08/06/88	26	2	Southeastern Louisiana	New Orleans, La.	FA '14	0/0/0/0
53	Jacobs, Ben	LB	6-4	245	04/17/88	26	2	Fresno State	Las Vegas, Nev.	FA '13	0/0/0/0
44	Jansen, J.J.	LS	6-2	240	01/20/86	28	7	Notre Dame	Phoenix, Ariz.	TR '09 (GB)	0/0/0/0
80	Jefferson, D.C.	TE	6-6	265	05/07/89	25	2	Rutgers	Lake Hamilton, Fla.	FA '13	0/0/0/0
95	Johnson, Charles	DE	6-2	285	07/10/86	28	8	Georgia	Hawkinsville, Ga.	D3 '07	0/0/0/0
73	Johnson, Oscar	T	6-6	345	03/01/90	24	1	Louisiana Tech	Crystal Springs, Miss.	FA '14	0/0/0/0
42	Jones, Colin	S	6-0	205	10/27/87	26	4	TCU	Bridgeport, Texas	TR '12 (SF)	0/0/0/0
67	Kalil, Ryan	C	6-2	300	03/29/85	29	8	Southern California	Corona, Calif.	D2b '07	0/0/0/0
12	King, Tavarres	WR	6-1	200	07/14/90	24	2	Georgia	Mt. Airy, Ga.	WV '13 (DEN)	0/0/0/0
56	Klein, A.J.	LB	6-1	245	07/30/91	23	2	Iowa State	Kimberly, Wis.	D5 '13	0/0/0/0
59	Kuechly, Luke	LB	6-3	238	04/20/91	23	3	Boston College	Cincinnati, Ohio	D1 '12	0/0/0/0
38	Lester, Robert	S	6-1	225	04/30/88	26	2	Alabama	Foley, Ala.	FA '13	0/0/0/0
98	Lotulelei, Star	DT	6-2	320	12/20/89	24	2	Utah	South Jordan, Utah	D1 '13	0/0/0/0
83	Lucas, Marcus	WR	6-4	220	03/01/92	22	R	Missouri	Liberty, Mo.	FA '14	0/0/0/0
60	Matthews, Kevin	C	6-3	300	02/04/87	27	4	Texas A&M	Missouri City, Texas	FA '14	0/0/0/0
79	McDonald, Andrew	T	6-6	310	09/08/88	25	1	Indiana	Indianapolis, Ind.	FA '13	0/0/0/0
85	McNeill, Mike	TE	6-4	240	03/07/88	26	4	Nebraska	St. Louis, Mo.	FA '14	0/0/0/0
15	McNutt, Marvin	WR	6-2	225	07/04/89	25	2	Iowa	St. Louis, Mo.	FA '13	0/0/0/0
26	Nelson, Tom	S	5-11	200	12/04/86	27	3	Illinois State	Arlington Heights, Ill.	FA '14	0/0/0/0
46	Morales, Anthony	LB	5-10	230	08/27/90	23	R	Weber State	Edmond, Okla.	FA '14	0/0/0/0
73	Nevis, Drake	DT	6-1	295	05/08/89	25	4	Louisiana State	Marrero, La.	WV '14 (JAC)	0/0/0/0
1	Newton, Cam	QB	6-5	245	05/11/89	25	4	Auburn	College Park, Ga.	D1 '11	0/0/0/0
24	Norman, Josh	CB	6-0	195	12/15/87	26	3	Coastal Carolina	Greenwood, S.C.	D5 '12	0/0/0/0
8	Nortman, Brad	P	6-2	210	09/12/89	24	3	Wisconsin	Brookfield, Wis.	D6 '12	0/0/0/0
68	Norwell, Andrew	G	6-6	310	10/25/91	22	R	Ohio State	Cincinnati, Ohio	FA '14	0/0/0/0
88	Olsen, Greg	TE	6-5	253	03/11/85	29	8	Miami (Fla.)	Wayne, N.J.	TR '11 (CHI)	0/0/0/0
19	Pilares, Kealoha	WR	5-10	200	02/20/88	26	4	Hawaii	Honolulu, Hawaii	D5 '11	0/0/0/0
36	Reaves, Darrin	RB	5-10	220	04/17/93	21	R	Alabama-Birmingham	Birmingham, Ala.	FA '14	0/0/0/0
72	Regis, Micanor	DT	6-3	305	11/03/89	24	1	Miami (Fla.)	Pahokee, Fla.	FA '14	0/0/0/0
60	Roh, Craig	DE	6-4	280	01/25/91	23	1	Michigan	Scottsdale, Ariz.	FA '13	0/0/0/0
32	Russell, Anderson	S	6-0	200	05/30/87	27	3	Ohio State	Atlanta, Ga.	FA '14	0/0/0/0
75	Scott, Chris	G	6-4	345	08/04/87	27	3	Tennessee	Hampton, Ga.	FA '13	0/0/0/0
99	Short, Kawann	DT	6-3	315	02/02/89	25	2	Purdue	East Chicago, Ind.	D2 '13	0/0/0/0
66	Silatolu, Amini	G	6-4	315	09/16/88	25	3	Midwestern State	Tracy, Calif.	D2 '12	0/0/0/0
52	Smith, D.J.	LB	6-0	240	02/24/89	25	3	Appalachian State	Charlotte, N.C.	FA '14	0/0/0/0
28	Stewart, Jonathan	RB	5-10	235	03/21/87	27	7	Oregon	Lacey, Wash.	D1a '08	0/0/0/0
22	Thomas, Josh	CB	5-11	185	05/03/89	25	4	Buffalo	Cedar Hills, Texas	WV '11 (DAL)	0/0/0/0
35	Tolbert, Mike	FB	5-9	245	11/23/85	28	7	Coastal Carolina	Douglasville, Ga.	UFA '12 (SD)	0/0/0/0
70	Turner, Trai	G	6-3	320	06/14/93	21	R	Louisiana State	New Orleans, La.	D3 '14	0/0/0/0
11	Underwood, Tiquan	WR	6-1	185	02/17/87	27	6	Rutgers	Lawrenceville, N.J.	UFA '14 (TB)	0/0/0/0
69	Velasco, Fernando	G	6-4	310	02/22/85	29	9	Georgia	Louisville, Ga.	FA '14	0/0/0/0
74	Walker, Casey	DT	6-1	335	12/06/89	24	1	Oklahoma	Garland, Texas	FA '13	0/0/0/0
14	Webb, Joe	QB	6-4	230	11/14/86	27	5	Alabama-Birmingham	Birmingham, Ala.	UFA '14 (MIN)	0/0/0/0
23	White, Melvin	CB	6-1	205	06/26/90	24	2	Louisiana-Lafayette	Freeport, Texas	FA '13	0/0/0/0
43	Whittaker, Fozzy	RB	5-10	205	02/02/89	25	2	Texas	Pearland, Texas	FA '14	0/0/0/0
86	Williams, Brandon	TE	6-4	250	10/12/87	26	2	Oregon	Blue Island, Ill.	FA '13	0/0/0/0
34	Williams, DeAngelo	RB	5-9	215	04/25/83	31	9	Memphis	Wynne, Ark.	D1 '06	0/0/0/0
65	Williams, Garry	T	6-3	315	08/20/86	27	6	Kentucky	Louisville, Ky.	FA '09	0/0/0/0
54	Williams, Jason	LB	6-1	245	04/23/86	28	6	Western Illinois	Chicago, Ill.	FA '13	0/0/0/0
39	Zordich, Michael	FB	6-1	245	10/29/89	24	2	Penn State	Youngstown, Ohio	FA '13	0/0/0/0

Active / Physically Unable to Perform (1)

10	Presley, DeAndre	WR	5-10	190	01/10/90	24	1	Appalachian State	Tampa, Fla.	FA '13	0/0/0/0
----	------------------	----	------	-----	----------	----	---	-------------------	-------------	--------	---------

Injured Reserve (1)

71	Kugbila, Edmund	G	6-4	325	09/21/90	23	2	Valdosta State	Lawrenceville, Ga.	D4 '13	0/0/0/0
----	-----------------	---	-----	-----	----------	----	---	----------------	--------------------	--------	---------

CAROLINA PANTHERS NUMERICAL ROSTER

No	Name	Pos	Ht	Wt	DOB	Age	Exp	College	Hometown	How Acq	GP/GS/DNP/IA
1	Cam Newton	QB	6-5	245	05/11/89	25	4	Auburn	College Park, Ga.	D1 '11	0/0/0/0
2	Brenton Bersin	WR	6-3	210	05/09/90	24	1	Wofford College	Charlotte, N.C.	FA '10	0/0/0/0
3	Derek Anderson	QB	6-6	230	06/15/83	31	10	Oregon State	Scappoose, Ore	FA '11	0/0/0/0
5	Matt Blanchard	QB	6-3	225	03/21/89	25	1	Wisconsin-Whitewater	Lake Zurich, Ill	FA '13	0/0/0/0
6	Jordan Gay	P	6-1	205	03/29/90	24	1	Centre College	Danville, Ky.	FA '14	0/0/0/0
8	Brad Nortman	P	6-2	210	09/12/89	24	3	Wisconsin	Brookfield, Wis.	D6 '12	0/0/0/0
9	Graham Gano	K	6-2	205	04/09/87	27	5	Florida State	Cantonment, Fla.	FA '12	0/0/0/0
11	Tiquan Underwood	WR	6-1	185	02/17/87	27	6	Rutgers	Lawrenceville, N.J.	UFA '14 (TB)	0/0/0/0
12	Tavarres King	WR	6-1	200	07/14/90	24	2	Georgia	Mt. Airy, Ga.	WV '13 (DEN)	0/0/0/0
13	Kelvin Benjamin	WR	6-5	240	02/05/91	23	R	Florida State	Belle Glade, Fla.	D1 '14	0/0/0/0
14	Joe Webb	QB	6-4	230	11/14/86	27	5	Alabama-Birmingham	Birmingham, Ala.	UFA '14 (MIN)	0/0/0/0
15	Marvin McNutt	WR	6-2	225	07/04/89	25	2	Iowa	St. Louis, Mo.	FA '13	0/0/0/0
16	Philly Brown	WR	5-11	180	12/16/91	22	R	Ohio State	Upper Darby, Pa.	FA '14	0/0/0/0
18	Toney Clemons	WR	6-2	205	10/11/88	25	1	Colorado	New Kensington, Pa.	FA '14	0/0/0/0
19	Kealoha Pilares	WR	5-10	200	02/20/88	26	4	Hawaii	Honolulu, Hawaii	D5 '11	0/0/0/0
20	Antoine Cason	CB	6-1	195	07/09/86	28	7	Arizona	Long Beach, Calif.	UFA '14 (ARI)	0/0/0/0
21	Thomas DeCoud	S	6-2	195	03/19/85	29	7	California	Pinole, Calif.	FA '14	0/0/0/0
22	Josh Thomas	CB	5-11	185	05/03/89	25	4	Buffalo	Cedar Hills, Texas	WV '11 (DAL)	0/0/0/0
23	Melvin White	CB	6-1	205	06/26/90	24	2	Louisiana-Lafayette	Freeport, Texas	FA '13	0/0/0/0
24	Josh Norman	CB	6-0	195	12/15/87	26	3	Coastal Carolina	Greenwood, S.C.	D5 '12	0/0/0/0
25	Kenjon Barner	RB	5-9	195	04/28/89	25	2	Oregon	Sherman Oaks, Calif.	D6 '13	0/0/0/0
26	Tom Nelson	S	5-11	200	12/04/86	27	3	Illinois State	Arlington Heights, Ill.	FA '14	0/0/0/0
28	Jonathan Stewart	RB	5-10	235	03/21/87	27	7	Oregon	Lacey, Wash.	D1a '08	0/0/0/0
29	Bené Benwikere	CB	6-0	185	09/03/91	22	R	San Jose State	Gardena, Calif.	D5 '14	0/0/0/0
30	Charles Godfrey	CB	5-11	210	11/15/85	28	7	Iowa	Baytown, Texas	D3a '08	0/0/0/0
31	James Dockery	CB	6-1	185	11/09/88	25	4	Oregon State	Palm Desert, Calif.	FA '12	0/0/0/0
32	Anderson Russell	S	6-0	200	05/30/87	27	3	Ohio State	Atlanta, Ga.	FA '14	0/0/0/0
33	Tre Boston	S	6-1	205	06/25/92	22	R	North Carolina	Fort Myers, Fla.	D4 '14	0/0/0/0
34	DeAngelo Williams	RB	5-9	215	04/25/83	31	9	Memphis	Wynne, Ark.	D1 '06	0/0/0/0
35	Mike Tolbert	FB	5-9	245	11/23/85	28	7	Coastal Carolina	Douglasville, Ga.	UFA '12 (SD)	0/0/0/0
36	Darrin Reaves	RB	5-10	220	04/17/93	21	R	Alabama-Birmingham	Birmingham, Ala.	FA '14	0/0/0/0
37	Carrington Byndom	CB	6-0	180	07/07/92	22	R	Texas	Lufkin, Texas	FA '14	0/0/0/0
38	Robert Lester	S	6-1	225	04/30/88	26	2	Alabama	Foley, Ala.	FA '13	0/0/0/0
39	Michael Zordich	FB	6-1	245	10/29/89	24	2	Penn State	Youngstown, Ohio	FA '13	0/0/0/0
41	Roman Harper	S	6-1	205	12/11/82	31	9	Alabama	Prattville, Ala.	UFA '14 (NO)	0/0/0/0
42	Colin Jones	S	6-0	205	10/27/87	26	4	TCU	Bridgeport, Texas	TR '12 (SF)	0/0/0/0
43	Fozzy Whittaker	RB	5-10	205	02/02/89	25	2	Texas	Pearland, Texas	FA '14	0/0/0/0
44	J.J. Jansen	LS	6-2	240	01/20/86	28	7	Notre Dame	Phoenix, Ariz.	TR '09 (GB)	0/0/0/0
46	Anthony Morales	LB	5-10	230	08/27/90	23	R	Weber State	Edmond, Okla.	FA '14	0/0/0/0
47	Richie Brockel	TE/FB	6-1	255	07/24/86	28	4	Boise State	Phoenix, Ariz.	FA '11	0/0/0/0
50	Alex Hall	DE	6-5	255	08/17/85	28	4	St. Augustine's	Glenarden, Md.	FA '14	0/0/0/0
52	D.J. Smith	LB	6-0	240	02/24/89	25	3	Appalachian State	Charlotte, N.C.	FA '14	0/0/0/0
53	Ben Jacobs	LB	6-4	245	04/17/88	26	2	Fresno State	Las Vegas, Nev.	FA '13	0/0/0/0
54	Jason Williams	LB	6-1	245	04/23/86	28	6	Western Illinois	Chicago, Ill.	FA '13	0/0/0/0
55	Denicos Allen	LB	5-11	225	08/09/90	24	R	Michigan State	Hamilton, Ohio	FA '14	0/0/0/0
56	A.J. Klein	LB	6-1	245	07/30/91	23	2	Iowa State	Kimberly, Wis.	D5 '13	0/0/0/0
57	Adarius Glanton	LB	6-1	230	09/21/90	23	R	Florida Atlantic	Lakeland, Fla.	FA '14	0/0/0/0
58	Thomas Davis	LB	6-1	235	03/22/83	31	10	Georgia	Shellman, Ga.	D1 '05	0/0/0/0
59	Luke Kuechly	LB	6-3	238	04/20/91	23	3	Boston College	Cincinnati, Ohio	D1 '12	0/0/0/0
60	Kevin Matthews	C	6-3	300	02/04/87	27	4	Texas A&M	Missouri City, Texas	FA '14	0/0/0/0
60	Craig Roh	DE	6-4	280	01/25/91	23	2	Michigan	Scottsdale, Ariz.	FA '13	0/0/0/0
61	Linden Gaydos	DT	6-3	310	01/04/91	23	2	Calgary	Peace River, Alberta (Canada)	FA '13	0/0/0/0
62	Derek Dennis	G	6-3	325	07/16/88	26	1	Temple	Pawling, N.Y.	FA '14	0/0/0/0
63	David Foucault	T	6-8	305	01/07/89	25	R	Montreal	LaSalle, Quebec (Canada)	FA '14	0/0/0/0
64	Brian Folkerts	C	6-4	310	01/30/90	24	2	Washburn	Florissant, Mo.	FA '13	0/0/0/0
65	Garry Williams	T	6-3	315	08/20/86	27	6	Kentucky	Louisville, Ky.	FA '09	0/0/0/0
66	Amini Silatolu	G	6-4	315	09/16/88	25	3	Midwestern State	Tracy, Calif.	D2 '12	0/0/0/0
67	Ryan Kalil	C	6-2	300	03/29/85	29	8	Southern California	Corona, Calif.	D2b '07	0/0/0/0
68	Andrew Norwell	G	6-6	310	10/25/91	22	R	Ohio State	Cincinnati, Ohio	FA '14	0/0/0/0
69	Fernando Velasco	G	6-4	310	02/22/85	29	9	Georgia	Louisville, Ga.	FA '14	0/0/0/0
70	Trai Turner	G	6-3	320	06/14/93	21	R	Louisiana State	New Orleans, La.	D3 '14	0/0/0/0
72	Kevin Hughes	T	6-4	315	08/06/88	26	2	Southeastern Louisiana	New Orleans, La.	FA '14	0/0/0/0
72	Micanor Regis	DT	6-3	305	11/03/89	24	1	Miami (Fla.)	Pahokee, Fla.	FA '14	0/0/0/0
73	Oscar Johnson	T	6-6	345	03/01/90	24	1	Louisiana Tech	Crystal Springs, Miss.	FA '14	0/0/0/0
73	Drake Nevis	DT	6-1	295	05/08/89	25	4	Louisiana State	Marrero, La.	WV '14 (JAC)	0/0/0/0
74	Casey Walker	DT	6-1	340	12/06/89	24	1	Oklahoma	Garland, Texas	FA '13	0/0/0/0
75	Chris Scott	G	6-4	345	08/04/87	27	3	Tennessee	Hampton, Ga.	FA '13	0/0/0/0
76	Greg Hardy	DE	6-4	275	07/28/88	26	5	Mississippi	Millington, Tenn.	D6a '10	0/0/0/0
77	Byron Bell	T	6-5	340	01/17/89	25	4	New Mexico	Greenville, Texas	FA '11	0/0/0/0
78	Nate Chandler	T	6-4	315	06/01/89	25	3	UCLA	San Diego, Calif.	FA '12	0/0/0/0
79	Andrew McDonald	T	6-6	310	09/08/88	25	1	Indiana	Indianapolis, Ind.	FA '13	0/0/0/0
80	D.C. Jefferson	TE	6-6	265	05/07/89	25	2	Rutgers	Lake Hamilton, Fla.	FA '13	0/0/0/0
81	Jason Avant	WR	6-0	210	04/20/83	31	9	Michigan	Chicago, Ill.	FA '14	0/0/0/0
82	Jericho Cotchery	WR	6-1	205	06/16/82	32	11	North Carolina State	Birmingham, Ala.	UFA '14 (PIT)	0/0/0/0
83	Marcus Lucas	WR	6-4	220	03/01/92	22	R	Missouri	Liberty, Mo.	FA '14	0/0/0/0
84	Ed Dickson	TE	6-4	255	07/25/87	27	5	Oregon	Bellflower, Calif.	UFA '14 (BAL)	0/0/0/0
85	Mike McNeill	TE	6-4	240	03/07/88	26	4	Nebraska	St. Louis, Mo.	FA '14	0/0/0/0
86	Brandon Williams	TE	6-4	250	10/12/87	26	2	Oregon	Blue Island, Ill.	FA '13	0/0/0/0
88	Greg Olsen	TE	6-5	253	03/11/85	29	8	Miami (Fla.)	Wayne, N.J.	TR '11 (CHI)	0/0/0/0
90	Frank Alexander	DE	6-4	270	12/17/89	24	3	Oklahoma	Baton Rouge, La.	D4a '12	0/0/0/0
91	Colin Cole	DT	6-2	330	06/24/80	34	8	Iowa	Fort Lauderdale, Fla.	FA '13	0/0/0/0
92	Dwan Edwards	DT	6-3	305	05/16/81	33	11	Oregon State	Columbus, Montana	FA '12	0/0/0/0
93	Chase Blackburn	LB	6-3	240	06/10/83	31	10	Akron	Marysville, Ohio	UFA '13 (NYG)	0/0/0/0
94	Kony Ealy	DE	6-4	275	12/21/91	22	R	Missouri	New Madrid, Mo.	D2 '14	0/0/0/0
95	Charles Johnson	DE	6-2	285	07/10/86	28	8	Georgia	Hawkinsville, Ga.	D3 '07	0/0/0/0
96	Wes Horton	DE	6-5	270	01/18/90	24	2	Southern California	Sherman Oaks, Calif.	FA '13	0/0/0/0
97	Mario Addison	DE	6-3	260	09/06/87	26	4	Troy	Tarrant, Ala.	FA '12	0/0/0/0
98	Star Lotulelei	DT	6-2	320	12/20/89	24	2	Utah	South Jordan, Utah	D1 '13	0/0/0/0
99	Kawann Short	DT	6-3	315	02/02/89	25	2	Purdue	East Chicago, Ind.	D2 '13	0/0/0/0

Active / Physically Unable to Perform (1)

10	De'Andre Presley	WR	5-10	190	01/10/90	24	1	Appalachian State	Tampa, Fla.	FA '13	0/0/0/0
----	------------------	----	------	-----	----------	----	---	-------------------	-------------	--------	---------

Injured Reserve (1)

71	Edmund Kugbila	G	6-4	325	09/21/90	23	2	Valdosta State	Lawrenceville, Ga.	D4 '13	0/0/0/0
----	----------------	---	-----	-----	----------	----	---	----------------	--------------------	--------	---------

CAROLINA PANTHERS BY EXPERIENCE

No	Name	Pos	Ht	Wt	DOB	Age	Exp	College	Hometown	How Acq	GP/GS/DNP/IA
11th Year (3)											
82	Cotchery, Jerricho	WR	6-1	205	06/16/82	32	11	North Carolina State	Birmingham, Ala.	UFA '14 (PIT)	0/0/0/0
92	Edwards, Dwan	DT	6-3	305	05/16/81	33	11	Oregon State	Columbus, Mont.	FA '12	0/0/0/0
10th Year (3)											
3	Anderson, Derek	QB	6-6	230	06/15/83	31	10	Oregon State	Scappoose, Ore	FA '11	0/0/0/0
93	Blackburn, Chase	LB	6-3	240	06/10/83	31	10	Akron	Marysville, Ohio	UFA '13 (NYG)	0/0/0/0
58	Davis, Thomas	LB	6-1	235	03/22/83	31	10	Georgia	Shellman, Ga.	D1 '05	0/0/0/0
9th Year (4)											
81	Avant, Jason	WR	6-0	210	04/20/83	31	9	Michigan	Chicago, Ill.	FA '14	0/0/0/0
41	Harper, Roman	S	6-1	205	12/11/82	31	9	Alabama	Prattville, Ala.	UFA '14 (NO)	0/0/0/0
69	Velasco, Fernando	G	6-4	310	02/22/85	29	9	Georgia	Louisville, Ga.	FA '14	0/0/0/0
34	Williams, DeAngelo	RB	5-9	215	04/25/83	31	9	Memphis	Wynne, Ark.	D1 '06	0/0/0/0
8th Year (4)											
91	Cole, Colin	DT	6-2	330	06/24/80	34	8	Iowa	Fort Lauderdale, Fla.	FA '13	0/0/0/0
95	Johnson, Charles	DE	6-2	285	07/10/86	28	8	Georgia	Hawkinsville, Ga.	D3 '07	0/0/0/0
67	Kalil, Ryan	C	6-2	300	03/29/85	29	8	Southern California	Corona, Calif.	D2b '07	0/0/0/0
88	Olsen, Greg	TE	6-5	253	03/11/85	29	8	Miami (Fla.)	Wayne, N.J.	TR '11 (CHI)	0/0/0/0
7th Year (6)											
20	Cason, Antoine	CB	6-1	195	07/09/86	28	7	Arizona	Long Beach, Calif.	UFA '14 (ARI)	0/0/0/0
21	DeCoud, Thomas	S	6-2	195	03/19/85	29	7	California	Pinole, Calif.	FA '14	0/0/0/0
30	Godfrey, Charles	CB	5-11	210	11/15/85	28	7	Iowa	Baytown, Texas	D3a '08	0/0/0/0
44	Jansen, J.J.	LS	6-2	240	01/20/86	28	7	Notre Dame	Phoenix, Ariz.	TR '09 (GB)	0/0/0/0
28	Stewart, Jonathan	RB	5-10	235	03/21/87	27	7	Oregon	Lacey, Wash.	D1a '08	0/0/0/0
35	Tolbert, Mike	FB	5-9	245	11/23/85	28	7	Coastal Carolina	Douglasville, Ga.	UFA '12 (SD)	0/0/0/0
6th Year (3)											
11	Underwood, Tiquan	WR	6-1	185	02/17/87	27	6	Rutgers	Lawrenceville, N.J.	UFA '14 (TB)	0/0/0/0
65	Williams, Garry	T	6-3	315	08/20/86	27	6	Kentucky	Louisville, Ky.	FA '09	0/0/0/0
54	Williams, Jason	LB	6-1	245	04/23/86	28	6	Western Illinois	Chicago, Ill.	FA '13	0/0/0/0
5th Year (4)											
84	Dickson, Ed	TE	6-4	255	07/25/87	27	5	Oregon	Bellflower, Calif.	UFA '14 (BAL)	0/0/0/0
9	Gano, Graham	K	6-2	205	04/09/87	27	5	Florida State	Cantonment, Fla.	FA '12	0/0/0/0
76	Hardy, Greg	DE	6-4	275	07/28/88	26	5	Mississippi	Millington, Tenn.	D6a '10	0/0/0/0
14	Webb, Joe	QB	6-4	230	11/14/86	27	5	Alabama-Birmingham	Birmingham, Ala.	UFA '14 (MIN)	0/0/0/0
4th Year (12)											
97	Addison, Mario	DE	6-3	260	09/06/87	26	4	Troy	Tarrant, Ala.	FA '12	0/0/0/0
77	Bell, Byron	T	6-5	340	01/17/89	25	4	New Mexico	Greenville, Texas	FA '11	0/0/0/0
47	Brockel, Richie	TE/FB	6-1	255	07/24/86	28	4	Boise State	Phoenix, Ariz.	FA '11	0/0/0/0
31	Dockery, James	CB	6-1	185	11/09/88	25	4	Oregon State	Palm Desert, Calif.	FA '12	0/0/0/0
50	Hall, Alex	DE	6-5	255	08/17/85	28	4	St. Augustine's	Glenarden, Md.	FA '14	0/0/0/0
42	Jones, Colin	S	6-0	205	10/27/87	26	4	TCU	Bridgeport, Texas	TR '12 (SF)	0/0/0/0
60	Matthews, Kevin	C	6-3	300	02/04/87	27	4	Texas A&M	Missouri City, Texas	FA '14	0/0/0/0
85	McNeill, Mike	TE	6-4	240	03/07/88	26	4	Nebraska	St. Louis, Mo.	FA '14	0/0/0/0
73	Nevis, Drake	DT	6-1	295	05/08/89	25	4	Louisiana State	Marrero, La.	WV '14 (JAC)	0/0/0/0
1	Newton, Cam	QB	6-5	245	05/11/89	25	4	Auburn	College Park, Ga.	D1 '11	0/0/0/0
19	Pilares, Kealoha	WR	5-10	200	02/20/88	26	4	Hawaii	Honolulu, Hawaii	D5 '11	0/0/0/0
22	Thomas, Josh	CB	5-11	185	05/03/89	25	4	Buffalo	Cedar Hills, Texas	WV '11 (DAL)	0/0/0/0
3rd Year (10)											
90	Alexander, Frank	DE	6-4	270	12/17/89	24	3	Oklahoma	Baton Rouge, La.	D4a '12	0/0/0/0
78	Chandler, Nate	T	6-4	315	06/01/89	25	3	UCLA	San Diego, Calif.	FA '12	0/0/0/0
59	Kuechly, Luke	LB	6-3	238	04/20/91	23	3	Boston College	Cincinnati, Ohio	D1 '12	0/0/0/0
26	Nelson, Tom	S	5-11	200	12/04/86	27	3	Illinois State	Arlington Heights, Ill.	FA '14	0/0/0/0
24	Norman, Josh	CB	6-0	195	12/15/87	26	3	Coastal Carolina	Greenwood, S.C.	D5 '12	0/0/0/0
8	Nortman, Brad	P	6-2	210	09/12/89	24	3	Wisconsin	Brookfield, Wis.	D6 '12	0/0/0/0
32	Russell, Anderson	S	6-0	200	05/30/87	27	3	Ohio State	Atlanta, Ga.	FA '14	0/0/0/0
75	Scott, Chris	G	6-4	345	08/04/87	27	3	Tennessee	Hampton, Ga.	FA '13	0/0/0/0
66	Silatolu, Amini	G	6-4	315	09/16/88	25	3	Midwestern State	Tracy, Calif.	D2 '12	0/0/0/0
52	Smith, D.J.	LB	6-0	240	02/24/89	25	3	Appalachian State	Charlotte, N.C.	FA '14	0/0/0/0
2nd Year (17)											
25	Barner, Kenjon	RB	5-9	195	04/28/89	25	2	Oregon	Sherman Oaks, Calif.	D6 '13	0/0/0/0
64	Folkerts, Brian	C	6-4	310	01/30/90	24	2	Washburn	Florissant, Mo.	FA '13	0/0/0/0
61	Gaydosch, Linden	DT	6-3	310	01/04/91	23	2	Calgary	Peace River, Alberta (Canada)	FA '13	0/0/0/0
96	Horton, Wes	DE	6-5	270	01/18/90	24	2	Southern California	Sherman Oaks, Calif.	FA '13	0/0/0/0
72	Hughes, Kevin	T	6-4	315	08/06/88	26	2	Southeastern Louisiana	New Orleans, La.	FA '14	0/0/0/0
53	Jacobs, Ben	LB	6-4	245	04/17/88	26	2	Fresno State	Las Vegas, Nev.	FA '13	0/0/0/0
80	Jefferson, D.C.	TE	6-6	265	05/07/89	25	2	Rutgers	Lake Hamilton, Fla.	FA '13	0/0/0/0
12	King, Tavarres	WR	6-1	200	07/14/90	24	2	Georgia	Mt. Airy, Ga.	WV '13 (DEN)	0/0/0/0
56	Klein, A.J.	LB	6-1	245	07/30/91	23	2	Iowa State	Kimberly, Wis.	D5 '13	0/0/0/0
38	Lester, Robert	S	6-1	225	04/30/88	26	2	Alabama	Foley, Ala.	FA '13	0/0/0/0
98	Lotulelei, Star	DT	6-2	320	12/20/89	24	2	Utah	South Jordan, Utah	D1 '13	0/0/0/0
15	McNutt, Marvin	WR	6-2	225	07/04/89	25	2	Iowa	St. Louis, Mo.	FA '13	0/0/0/0
99	Short, Kawann	DT	6-3	315	02/02/89	25	2	Purdue	East Chicago, Ind.	D2 '13	0/0/0/0
23	White, Melvin	CB	6-1	205	06/26/90	24	2	Louisiana-Lafayette	Freeport, Texas	FA '13	0/0/0/0
43	Whittaker, Fozzy	RB	5-10	205	02/02/89	25	2	Texas	Pearland, Texas	FA '14	0/0/0/0
86	Williams, Brandon	TE	6-4	250	10/12/87	26	2	Oregon	Blue Island, Ill.	FA '13	0/0/0/0
39	Zordich, Michael	FB	6-1	245	10/29/89	24	2	Penn State	Youngstown, Ohio	FA '13	0/0/0/0
Rookie/1st Year (25)											
55	Allen, Denicos	LB	5-11	225	08/09/90	24	R	Michigan State	Hamilton, Ohio	FA '14	0/0/0/0
13	Benjamin, Kelvin	WR	6-5	240	02/05/91	23	R	Florida State	Belle Glade, Fla.	D1 '14	0/0/0/0
29	Benwikere, Bené	CB	6-0	185	09/03/91	22	R	San Jose State	Gardena, Calif.	D5 '14	0/0/0/0
2	Bersin, Brenton	WR	6-3	210	05/09/90	24	1	Wofford College	Charlotte, N.C.	FA '13	0/0/0/0
5	Blanchard, Matt	QB	6-3	225	03/21/89	25	1	Wisconsin-Whitewater	Lake Zurich, Ill	FA '13	0/0/0/0
33	Boston, Tre	S	6-1	205	06/25/92	22	R	North Carolina	Fort Myers, Fla.	D4 '14	0/0/0/0
16	Brown, Philly	WR	5-11	180	12/16/91	22	R	Ohio State	Upper Darby, Pa.	FA '14	0/0/0/0
37	Byndom, Carrington	CB	6-0	180	07/07/92	22	R	Texas	Lufkin, Texas	FA '14	0/0/0/0
18	Clemons, Toney	WR	6-2	205	10/11/88	25	1	Colorado	New Kensington, Pa.	FA '14	0/0/0/0
62	Dennis, Derek	G	6-3	325	07/16/88	26	1	Temple	Pawling, N.Y.	FA '14	0/0/0/0
94	Ealy, Kony	DE	6-4	275	12/21/91	22	R	Missouri	New Madrid, Mo.	D2 '14	0/0/0/0
63	Foucault, David	T	6-8	305	01/07/89	25	R	Montreal	LaSalle, Quebec (Canada)	FA '14	0/0/0/0
6	Gay, Jordan	P	6-1	205	03/29/90	24	1	Centre College	Danville, Ky.	FA '14	0/0/0/0
57	Glantou, Adarius	LB	6-1	230	09/21/90	23	R	Florida Atlantic	Lakeland, Fla.	FA '14	0/0/0/0
73	Johnson, Oscar	T	6-6	345	03/01/90	24	1	Louisiana Tech	Crystal Springs, Miss.	FA '14	0/0/0/0
83	Lucas, Marcus	WR	6-4	220	03/01/92	22	R	Missouri	Liberty, Mo.	FA '14	0/0/0/0
79	McDonald, Andrew	T	6-6	310	09/08/88	25	1	Indiana	Indianapolis, Ind.	FA '13	0/0/0/0
46	Morales, Anthony	LB	5-10	230	08/27/90	23	R	Weber State	Edmond, Okla.	FA '14	0/0/0/0
68	Norwell, Andrew	G	6-6	310	10/25/91	22	R	Ohio State	Cincinnati, Ohio	FA '14	0/0/0/0
32	Presley, De'Andre	WR	5-10	190	01/10/90	24	1	Appalachian State	Tampa, Fla.	FA '13	0/0/0/0
36	Reaves, Darrin	RB	5-10	220	04/17/93	21	R	Alabama-Birmingham	Birmingham, Ala.	FA '14	0/0/0/0
72	Regis, Micanor	DT	6-3	305	11/03/89	24	1	Miami (Fla.)	Pahokee, Fla.	FA '14	0/0/0/0
60	Roh, Craig	DE	6-4	280	01/25/91	23	1	Michigan	Scottsdale, Ariz.	FA '13	0/0/0/0
70	Turner, Trai	G	6-3	320	06/14/93	21	R	Louisiana State	New Orleans, La.	D3 '14	0/0/0/0
74	Walker, Casey	DT	6-1	335	12/06/89	24	1	Oklahoma	Garland, Texas	FA '13	0/0/0/0

CAROLINA PANTHERS BY POSITION

No	Name	Pos	Ht	Wt	DOB	Age	Exp	College	Hometown	How Acq	GP/GS/DNP/IA
QUARTERBACKS (2)											
3	Anderson, Derek	QB	6-6	230	06/15/83	31	10	Oregon State	Scappoose, Ore	FA '11	0/0/0/0
5	Blanchard, Matt	QB	6-3	225	03/21/89	25	1	Wisconsin-Whitewater	Lake Zurich, Ill.	FA '13	0/0/0/0
1	Newton, Cam	QB	6-5	245	05/11/89	25	4	Auburn	College Park, Ga.	D1 '11	0/0/0/0
14	Webb, Joe	QB	6-4	230	11/14/86	27	5	Alabama-Birmingham	Birmingham, Ala.	UFA '14 (MIN)	0/0/0/0
RUNNING BACKS (7)											
25	Barner, Kenjon	RB	5-9	195	04/28/89	25	2	Oregon	Sherman Oaks, Calif.	D6 '13	0/0/0/0
36	Reaves, Darrin	RB	5-10	220	04/17/93	21	R	Alabama-Birmingham	Birmingham, Ala.	FA '14	0/0/0/0
28	Stewart, Jonathan	RB	5-10	235	03/21/87	27	7	Oregon	Lacey, Wash.	D1a '08	0/0/0/0
35	Tolbert, Mike	FB	5-9	245	11/23/85	28	7	Coastal Carolina	Douglasville, Ga.	UFA '12 (SD)	0/0/0/0
43	Whittaker, Fozzy	RB	5-10	205	02/02/89	25	2	Texas	Pearland, Texas	FA '14	0/0/0/0
34	Williams, DeAngelo	RB	5-9	215	04/25/83	31	9	Memphis	Wynne, Ark.	D1 '06	0/0/0/0
39	Zordich, Michael	FB	6-1	245	10/29/89	24	2	Penn State	Youngstown, Ohio	FA '13	0/0/0/0
WIDE RECEIVERS (12)											
81	Avant, Jason	WR	6-0	210	04/20/83	31	9	Michigan	Chicago, Ill.	FA '14	0/0/0/0
13	Benjamin, Kelvin	WR	6-5	240	02/05/91	23	R	Florida State	Belle Glade, Fla.	D1 '14	0/0/0/0
2	Bersin, Brenton	WR	6-3	210	05/09/90	24	1	Wofford College	Charlotte, N.C.	FA '13	0/0/0/0
16	Brown, Philly	WR	5-11	180	12/16/91	22	R	Ohio State	Upper Darby, Pa.	FA '14	0/0/0/0
18	Clemons, Toney	WR	6-2	205	10/11/88	25	1	Colorado	New Kensington, Pa.	FA '14	0/0/0/0
82	Cotchery, Jerricho	WR	6-1	205	06/16/82	32	11	North Carolina State	Birmingham, Ala.	UFA '14 (PIT)	0/0/0/0
12	King, Tavarres	WR	6-1	200	07/14/90	24	2	Georgia	Mt. Airy, Ga.	WV '13 (DEN)	0/0/0/0
83	Lucas, Marcus	WR	6-4	220	03/01/92	22	R	Missouri	Liberty, Mo.	FA '14	0/0/0/0
15	McNutt, Marvin	WR	6-2	225	07/04/89	25	2	Iowa	St. Louis, Mo.	FA '13	0/0/0/0
19	Pilares, Kealoha	WR	5-10	200	02/20/88	26	4	Hawaii	Honolulu, Hawaii	D5 '11	0/0/0/0
10	Presley, De'Andre	WR	5-10	190	01/10/90	24	1	Appalachian State	Tampa, Fla.	FA '13	0/0/0/0
11	Underwood, Tiquan	WR	6-1	185	02/17/87	27	6	Rutgers	Lawrenceville, N.J.	UFA '14 (TB)	0/0/0/0
TIGHT ENDS (6)											
47	Brockel, Richie	TE/FB	6-1	255	07/24/86	28	4	Boise State	Phoenix, Ariz.	FA '11	0/0/0/0
84	Dickson, Ed	TE	6-4	255	07/25/87	27	5	Oregon	Bellflower, Calif.	UFA '14 (BAL)	0/0/0/0
80	Jefferson, D.C.	TE	6-6	265	05/07/89	25	2	Rutgers	Lake Hamilton, Fla.	FA '13	0/0/0/0
85	McNeill, Mike	TE	6-4	240	03/07/88	26	4	Nebraska	St. Louis, Mo.	FA '14	0/0/0/0
88	Olsen, Greg	TE	6-5	253	03/11/85	29	8	Miami (Fla.)	Wayne, N.J.	TR '11 (CHI)	0/0/0/0
86	Williams, Brandon	TE	6-4	250	10/12/87	26	2	Oregon	Blue Island, Ill.	FA '13	0/0/0/0
OFFENSIVE LINEMEN (16)											
77	Bell, Byron	T	6-5	340	01/17/89	25	4	New Mexico	Greenville, Texas	FA '11	0/0/0/0
78	Chandler, Nate	T	6-4	315	06/01/89	25	3	UCLA	San Diego, Calif.	FA '12	0/0/0/0
62	Dennis, Derek	G	6-3	325	07/16/88	26	1	Temple	Pawling, N.Y.	FA '14	0/0/0/0
64	Folkerts, Brian	C	6-4	310	01/30/90	24	2	Washburn	Florissant, Mo.	FA '13	0/0/0/0
63	Foucault, David	T	6-8	305	01/07/89	25	R	Montreal	LaSalle, Quebec (Canada)	FA '14	0/0/0/0
72	Hughes, Kevin	T	6-4	315	08/06/88	26	2	Southeastern Louisiana	New Orleans, La.	FA '14	0/0/0/0
73	Johnson, Oscar	T	6-6	345	03/01/90	24	1	Louisiana Tech	Crystal Springs, Miss.	FA '14	0/0/0/0
67	Kalil, Ryan	C	6-2	300	03/29/85	29	8	Southern California	Corona, Calif.	D2b '07	0/0/0/0
60	Matthews, Kevin	C	6-3	300	02/04/87	27	4	Texas A&M	Missouri City, Texas	FA '14	0/0/0/0
79	McDonald, Andrew	T	6-6	310	09/08/88	25	1	Indiana	Indianapolis, Ind.	FA '13	0/0/0/0
68	Norwell, Andrew	G	6-6	310	10/25/91	22	R	Ohio State	Cincinnati, Ohio	FA '14	0/0/0/0
75	Scott, Chris	G	6-4	345	08/04/87	27	3	Tennessee	Hampton, Ga.	FA '13	0/0/0/0
66	Silatolu, Amini	G	6-4	315	09/16/88	25	3	Midwestern State	Tracy, Calif.	D2 '12	0/0/0/0
70	Turner, Trai	G	6-3	320	06/14/93	21	R	Louisiana State	New Orleans, La.	D3 '14	0/0/0/0
69	Velasco, Fernando	G	6-4	310	02/22/85	29	9	Georgia	Louisville, Ga.	FA '14	0/0/0/0
65	Williams, Garry	T	6-3	315	08/20/86	27	6	Kentucky	Louisville, Ky.	FA '09	0/0/0/0
SPECIALISTS (4)											
9	Gano, Graham	K	6-2	205	04/09/87	27	5	Florida State	Cantonment, Fla.	FA '12	0/0/0/0
6	Gay, Jordan	P	6-1	205	03/29/90	24	1	Centre College	Danville, Ky.	FA '14	0/0/0/0
44	Jansen, J.J.	LS	6-2	240	01/20/86	28	7	Notre Dame	Phoenix, Ariz.	TR '09 (GB)	0/0/0/0
8	Nortman, Brad	P	6-2	210	09/12/89	24	3	Wisconsin	Brookfield, Wis.	D6 '12	0/0/0/0
DEFENSIVE LINEMEN (16)											
97	Addison, Mario	DE	6-3	260	09/06/87	26	4	Troy	Tarrant, Ala.	FA '12	0/0/0/0
90	Alexander, Frank	DE	6-4	270	12/17/89	24	3	Oklahoma	Baton Rouge, La.	D4a '12	0/0/0/0
91	Cole, Colin	DT	6-2	330	06/24/80	34	8	Iowa	Fort Lauderdale, Fla.	FA '13	0/0/0/0
94	Ealy, Kony	DE	6-4	275	12/21/91	22	R	Missouri	New Madrid, Mo.	D2 '14	0/0/0/0
92	Edwards, Dwan	DT	6-3	305	05/16/81	33	11	Oregon State	Columbus, Mont.	FA '12	0/0/0/0
61	Gaydosh, Linden	DT	6-3	310	01/04/91	23	2	Calgary	Peace River, Alberta (Canada)	FA '13	0/0/0/0
50	Hall, Alex	DE	6-5	255	08/17/85	28	4	St. Augustine's	Glenarden, Md.	FA '14	0/0/0/0
76	Hardy, Greg	DE	6-4	275	07/28/88	26	5	Mississippi	Millington, Tenn.	D6a '10	0/0/0/0
96	Horton, Wes	DE	6-5	270	01/18/90	24	2	Southern California	Sherman Oaks, Calif.	FA '13	0/0/0/0
95	Johnson, Charles	DE	6-2	285	07/10/86	28	8	Georgia	Hawkinsville, Ga.	D3 '07	0/0/0/0
98	Lotulelei, Star	DT	6-2	320	12/20/89	24	2	Utah	South Jordan, Utah	D1 '13	0/0/0/0
73	Nevis, Drake	DT	6-1	295	05/08/89	25	4	Louisiana State	Marrero, La.	WV '14 (JAC)	0/0/0/0
72	Regis, Micanor	DT	6-3	305	11/03/89	24	1	Miami (Fla.)	Pahokee, Fla.	FA '14	0/0/0/0
60	Roh, Craig	DE	6-4	280	01/25/91	23	1	Michigan	Scottsdale, Ariz.	FA '13	0/0/0/0
99	Short, Kawann	DT	6-3	315	02/02/89	25	2	Purdue	East Chicago, Ind.	D2 '13	0/0/0/0
74	Walker, Casey	DT	6-1	335	12/06/89	24	1	Oklahoma	Garland, Texas	FA '13	0/0/0/0
LINEBACKERS (10)											
55	Allen, Denicos	LB	5-11	225	08/09/90	24	R	Michigan State	Hamilton, Ohio	FA '14	0/0/0/0
93	Blackburn, Chase	LB	6-3	240	06/10/83	31	10	Akron	Marysville, Ohio	UFA '13 (NYG)	0/0/0/0
58	Davis, Thomas	LB	6-1	235	03/22/83	31	10	Georgia	Shellman, Ga.	D1 '05	0/0/0/0
57	Glantton, Adarius	LB	6-1	230	09/21/90	23	R	Florida Atlantic	Lakeland, Fla.	FA '14	0/0/0/0
53	Jacobs, Ben	LB	6-4	245	04/17/88	26	2	Fresno State	Las Vegas, Nev.	FA '13	0/0/0/0
56	Klein, A.J.	LB	6-1	245	07/30/91	23	2	Iowa State	Kimberly, Wis.	D5 '13	0/0/0/0
59	Kuechly, Luke	LB	6-3	238	04/20/91	23	3	Boston College	Cincinnati, Ohio	D1 '12	0/0/0/0
46	Morales, Anthony	LB	5-10	230	08/27/90	23	R	Weber State	Edmond, Okla.	FA '14	0/0/0/0
52	Smith, D.J.	LB	6-0	240	02/24/89	25	3	Appalachian State	Charlotte, N.C.	FA '14	0/0/0/0
54	Williams, Jason	LB	6-1	245	04/23/86	28	6	Western Illinois	Chicago, Ill.	FA '13	0/0/0/0
DEFENSIVE BACKS (15)											
29	Benwikere, Bené	CB	6-0	185	09/03/91	22	R	San Jose State	Gardena, Calif.	D5 '14	0/0/0/0
33	Boston, Tre	S	6-1	205	06/25/92	22	R	North Carolina	Fort Myers, Fla.	D4 '14	0/0/0/0
37	Byndom, Carrington	CB	6-0	180	07/07/92	22	R	Texas	Lufkin, Texas	FA '14	0/0/0/0
20	Cason, Antoine	CB	6-1	195	07/09/86	28	7	Arizona	Long Beach, Calif.	UFA '14 (ARI)	0/0/0/0
21	DeCoud, Thomas	S	6-2	195	03/19/85	29	7	California	Pinole, Calif.	FA '14	0/0/0/0
31	Dockery, James	CB	6-1	185	11/09/88	25	4	Oregon State	Palm Desert, Calif.	FA '12	0/0/0/0
30	Godfrey, Charles	CB	5-11	210	11/15/85	28	7	Iowa	Baytown, Texas	D3a '08	0/0/0/0
41	Harper, Roman	S	6-1	205	12/11/82	31	9	Alabama	Prattville, Ala.	UFA '14 (NO)	0/0/0/0
42	Jones, Colin	S	6-0	205	10/27/87	26	4	TCU	Bridgeport, Texas	TR '12 (SF)	0/0/0/0
38	Lester, Robert	S	6-1	225	04/30/88	26	2	Alabama	Foley, Ala.	FA '13	0/0/0/0
26	Nelson, Tom	S	5-11	200	12/04/86	27	3	Illinois State	Arlington Heights, Ill.	FA '14	0/0/0/0
24	Norman, Josh	CB	6-0	195	12/15/87	26	3	Coastal Carolina	Greenwood, S.C.	D5 '12	0/0/0/0
32	Russell, Anderson	S	6-0	200	05/30/87	27	3	Ohio State	Atlanta, Ga.	FA '14	0/0/0/0
22	Thomas, Josh	CB	5-11	185	05/03/89	25	4	Buffalo	Cedar Hills, Texas	WV '11 (DAL)	0/0/0/0
23	White, Melvin	CB	6-1	205	06/26/90	24	2	Louisiana-Lafayette	Freeport, Texas	FA '13	0/0/0/0

WON 1, LOST 1										* RUSHING										No.		Yds		Avg		Long		TD	
08/08 L 18-20		Buffalo				69,569		Whittaker		13		71		5.5		19		1											
08/17 W 28-16		Kansas City				70,035		Webb		4		30		7.5		11		0											
08/22		at New England						Barner		15		26		1.7		8		0											
08/28		at Pittsburgh						Stewart		4		26		6.5		17		2											
		Car.		Opp.				Reaves		8		19		2.4		6t		1											
TOTAL FIRST DOWNS		43		37				Anderson		3		12		4.0		7		0											
Rushing		17		15				D. Williams		3		9		3.0		5		0											
Passing		20		20				Tolbert		3		6		2.0		4		0											
Penalty		6		2				McNutt		1		1		1.0		1		0											
3rd Down: Made/Att		13/27		11/27				Blanchard		2		-2		-1.0		-1													
3rd Down Pct.		48.1		40.7				TEAM		56		198		3.5		19		4											
4th Down: Made/Att		1/1		1/2				OPPONENTS		55		233		4.2		14		1											
4th Down Pct.		100.0		50.0				* RECEIVING		No.		Yds		Avg		Long		TD											
POSSESSION AVG.		29:57		30:03				B. Williams		4		81		20.3		31t		1											
TOTAL NET YARDS		580		633				King		4		50		12.5		18		0											
Avg. Per Game		290.0		316.5				Benjamin		3		70		23.3		29t		1											
Total Plays		125		124				Bersin		3		48		16.0		19		1											
Avg. Per Play		4.6		5.1				Whittaker		3		38		12.7		22		0											
NET YARDS RUSHING		198		233				Brown		3		23		7.7		13		0											
Avg. Per Game		99.0		116.5				Olsen		2		22		11.0		13		0											
Total Rushes		56		55				Dickson		2		17		8.5		11		0											
NET YARDS PASSING		382		400				Avant		1		25		25.0		25		0											
Avg. Per Game		191.0		200.0				Barner		1		14		14.0		14		0											
Sacked/Yards Lost		7/59		5/26				Lucas		1		14		14.0		14		0											
Gross Yards		441		426				Pilares		1		10		10.0		10		0											
Att./Completions		62/33		64/41				Cotchery		1		8		8.0		8		0											
Completion Pct.		53.2		64.1				Brockel		1		6		6.0		6		0											
Had Intercepted		2		2				McNutt		1		5		5.0		5		0											
PUNTS/AVERAGE		10/45.8		8/40.9				Underwood		1		5		5.0		5		0											
NET PUNTING AVG.		10/38.5		8/40.8				D. Williams		1		5		5.0		5		0											
PENALTIES/YARDS		13/81		18/176				TEAM		33		441		13.4		31t		3											
FUMBLES/BALL LOST		2/1		1/0				OPPONENTS		41		426		10.4		43t		2											
TOUCHDOWNS		7		3				* INTERCEPTIONS		No.		Yds		Avg		Long		TD											
Rushing		4		1				Klein		1		29		29.0		29		0											
Passing		3		2				Norman		1		0		0.0		0		0											
Returns		0		0				TEAM		2		29		14.5		29		0											

* PASSING	Att	Cmp	Yds	Cmp%	Yds/Att	TD	TD%	Int	Int%	Long	Sack/Lost	Rating
Webb	31	18	207	58.1	6.68	1	3.2	1	3.2	31t	2/ 15	75.6
Anderson	15	10	156	66.7	10.40	2	13.3	0	0.0	31t	1/ 5	140.6
Newton	9	4	65	44.4	7.22	0	0.0	0	0.0	25	2/ 19	69.2
Blanchard	7	1	13	14.3	1.86	0	0.0	1	14.3	13	2/ 20	0.0
TEAM	62	33	441	53.2	7.11	3	4.8	2	3.2	31t	7/ 59	78.8
OPPONENTS	64	41	426	64.1	6.66	2	3.1	2	3.1	43t	5/ 26	80.6

CAROLINA PANTHERS 2014 PRESEASON DEFENSIVE STATISTICS

PLAYER	TACKLES			SACKS	QBP	FF	FR	INT	YDS	PD	TD
	TOTAL	SOLO	ASSIST								
Robert Lester	7	6	1	-	-	-	-	-	-	-	-
Josh Norman	8	7	1	-	-	-	-	1	0	3	-
Colin Jones	4	3	1	-	-	-	-	-	-	-	-
Anderson Russell	8	5	3	-	-	-	-	-	-	-	-
Bené Benwikere	3	2	1	-	-	-	-	-	-	-	-
Chase Blackburn	3	2	1	-	-	-	-	-	-	-	-
Kony Ealy	3	2	1	-	-	-	-	-	-	-	-
D.J. Smith	4	3	1	-	-	-	-	-	-	-	-
Antoine Cason	8	8	0	-	-	-	-	-	-	-	-
Thomas DeCoud	5	3	2	-	-	-	-	-	-	-	-
Ben Jacobs	4	3	1	-	-	-	-	-	-	-	-
Greg Hardy	2	1	1	1.0	1	-	-	-	-	-	-
A.J. Klein	5	4	1	-	-	-	-	1	29	1	-
Luke Kuechly	6	3	3	1.0	1	-	-	-	-	1	-
Melvin White	8	6	2	-	-	-	-	-	-	1	-
Mario Addison	1	1	0	-	-	-	-	-	-	-	-
Frank Alexander	5	3	2	-	-	-	-	-	-	-	-
Colin Cole	2	0	2	-	-	-	-	-	-	-	-
Dwan Edwards	2	1	1	-	2	-	-	-	-	-	-
Adarius Glanton	3	2	1	1.0	1	-	-	-	-	-	-
Alex Hall	1	1	0	-	-	-	-	-	-	-	-
Wes Horton	1	1	0	1.0	2	-	-	-	-	-	-
Star Lotulelei	2	1	1	1.0	1	-	-	-	-	-	-
Micanor Regis	2	2	0	-	-	-	-	-	-	1	-
Josh Thomas	1	0	1	-	-	-	-	-	-	1	-
Casey Walker	2	1	1	-	-	-	-	-	-	-	-
Jason Williams	0	0	0	-	-	-	-	-	-	1	-
Thomas Davis	3	1	2	-	-	-	-	-	-	-	-
Charles Johnson	2	2	0	-	-	-	-	-	-	-	-
Denicos Allen	2	2	0	-	-	-	-	-	-	-	-
Tom Nelson	2	2	0	-	-	-	-	-	-	-	-
Charles Godfrey	2	1	1	-	-	-	-	-	-	-	-

CAROLINA PANTHERS 2014 PRESEASON SPECIAL TEAMS STATISTICS

PLAYER	TACKLES			FF	FR	BLK
	TOTAL	SOLO	ASSIST			
Ben Jacobs	2	1	1	-	-	-
Mike Tolbert	2	1	1	-	-	-
Mario Addison	1	0	1	-	-	-
Brenton Bersin	1	1	0	-	-	-
Philly Brown	1	1	0	-	-	-
Carrington Byndom	1	1	0	-	-	-
Ed Dickson	1	1	0	-	-	-
Charles Godfrey	1	1	0	-	-	-
Brandon Williams	1	1	0	-	-	-
Jason Williams	1	0	1	-	-	-

Defensive and special teams statistics from press box totals.

WON 12. LOST 4

WON 12, LOST 4										* RUSHING										No.	Yds	Avg	Long	TD
09/08 L	7-12	Seattle	73,294	D. Williams	201	843	4.2	43t	3															
09/15 L	23-24	at Buffalo	67,819	Newton	111	585	5.3	56	6															
09/22 W	38- 0	New York Giants	73,748	Tolbert	101	361	3.6	22	5															
10/06 L	6-22	at Arizona	60,426	Stewart	48	180	3.8	16	0															
10/13 W	35-10	at Minnesota	63,963	Ginn	4	29	7.3	14	0															
10/20 W	30-15	St. Louis	72,686	LaFell	2	15	7.5	9	0															
10/24 W	31-13	at Tampa Bay	59,073	Barner	6	7	1.2	2	0															
11/03 W	34-10	Atlanta	73,720	A. Smith	4	5	1.3	5	0															
11/10 W	10- 9	at San Francisco	69,732	Brockel	1	1	1.0	1	0															
11/18 W	24-20	New England	74,225	Anderson	5	0	0.0	2	0															
11/24 W	20-16	at Miami	60,156	TEAM	483	2026	4.2	56	14															
12/01 W	27- 6	Tampa Bay	72,795	OPPONENTS	352	1391	4.0	46	4															
12/08 L	13-31	at New Orleans	73,089	* RECEIVING	No.	Yds	Avg	Long	TD															
12/15 W	30-20	New York Jets	73,251	Olsen	73	816	11.2	31	6															
12/22 W	17-13	New Orleans	73,825	S. Smith	64	745	11.6	44	4															
12/29 W	21-20	at Atlanta	70,427	LaFell	49	627	12.8	79t	5															
		Car.	Opp.	Ginn	36	556	15.4	47t	5															
TOTAL FIRST DOWNS		319	278	Tolbert	27	184	6.8	18	2															
Rushing		122	70	D. Williams	26	333	12.8	72t	1															
Passing		169	178	Hixon	7	55	7.9	14t	1															
Penalty		28	30	Stewart	7	44	6.3	16	0															
3rd Down: Made/Att		91/208	76/212	Barner	2	7	3.5	5	0															
3rd Down Pct.		43.8	35.8	Brockel	1	12	12.0	12	0															
4th Down: Made/Att		10/13	3/11	TEAM	292	3379	11.6	79t	24															
4th Down Pct.		76.9	27.3	OPPONENTS	375	3853	10.3	73	17															
POSSESSION AVG.		31:54	28:06	* INTERCEPTIONS	No.	Yds	Avg	Long	TD															
TOTAL NET YARDS		5069	4820	Mitchell	4	63	15.8	38	0															
Avg. Per Game		316.8	301.3	Kuechly	4	33	8.3	30	0															
Total Plays		999	975	Lester	3	5	1.7	5	0															
Avg. Per Play		5.1	4.9	Munnerlyn	2	86	43.0	45t	2															
NET YARDS RUSHING		2026	1391	Florence	2	40	20.0	38t	1															
Avg. Per Game		126.6	86.9	White	2	9	4.5	8t	1															
Total Rushes		483	352	Davis	2	-2	-1.0	0	0															
NET YARDS PASSING		3043	3429	Thomas	1	0	0.0	0	0															
Avg. Per Game		190.2	214.3	TEAM	20	234	11.7	45t	4															
Sacked/Yards Lost		43/336	60/424	OPPONENTS	13	204	15.7	43	0															
Gross Yards		3379	3853	* PUNTING	No.	Yds	Avg	Net	TB															
Att./Completions		473/292	563/375	Nortman	70	3344	47.8	41.6	5															
Completion Pct.		61.7	66.6	TEAM	70	3344	47.8	41.6	5															
Had Intercepted		13	20	OPPONENTS	73	3321	45.5	40.6	2															
PUNTS/AVERAGE		70/47.8	73/45.5	* PUNT RETURNS	Ret	FC	Yds	Avg	Long															
NET PUNTING AVG.		70/41.6	73/40.6	Ginn	26	26	316	12.2	41															
PENALTIES/YARDS		80/671	84/753	Brockel	1	0	0	0.0	0															
FUMBLES/BALL LOST		12/6	17/10	Florence	1	0	0	0.0	0															
TOUCHDOWNS		42	21	LaFell	1	0	0	0.0	0															
Rushing		14	4	Thomas	1	0	0	0.0	0															
Passing		24	17	TEAM	30	26	316	10.5	41															
Returns		4	0	OPPONENTS	36	13	335	9.3	23															
* SCORE BY PERIODS		Q1	Q2	Q3	Q4	OT	PTS	* KICKOFF RETURNS																
TEAM		64	115	86	101	0	366	No.	Yds															
OPPONENTS		31	79	54	77	0	241	Avg	Long															
* SCORING		TD-Ru-Pa-Rt	K-PAT	FG	S	PTS	Blackburn	1	0															
Gano		0	0	0	42/42	24/27	0	114	TEAM															
Tolbert		7	5	2	0	0	42	OPPONENTS	18															
Newton		6	6	0	0	0	36	* FIELD GOALS	1-19															
Olsen		6	0	6	0	0	36	Gano	0/ 0															
Ginn		5	0	5	0	0	30	TEAM	0/ 0															
LaFell		5	0	5	0	0	30	OPPONENTS	1/ 1															
S. Smith		4	0	4	0	0	24	Gano: ()	(27G,25G,39G)															
D. Williams		4	3	1	0	0	24	50G)	(29G)(55G,20G)(48N,53G)(43G)(35B,52G,46G)															
Munnerlyn		2	0	0	2	0	12	(23G,22G)	(45G,24G,49N)(35G,22G,40G)(40G)()															
Florence		1	0	0	1	0	6	OPP:	(27G,40G)(42N,55G,20G,48G)(38N)(42G,50G)															
Hixon		1	0	1	0	0	6	(22G)	(28G,42G)(47G,48G)(28G)(53G,43G,25G)(42G,26G)															
White		1	0	0	1	0	6	(40G,24G)	(42G,37G)															
TEAM		42	14	24	4	42/42	24/27	0	366															
OPPONENTS		21	4	17	0	19/19	30/34	2	241															
2-Pt Conv: TM 0-0, OPP 1-2																								
SACKS: Hardy 15, Johnson 11, Davis 4, Mitchell 3.5, Munnerlyn 3.5, D. Edwards 3, Lotulelei 3, Mikell 3, Addison 2.5, Horton 2, Klein 2, Kuechly 2, Short 1.5, Alexander 1, Cole 1, Godfrey 1, (group) 1, TM 60, OPP 43																								
FUM/LOST: Newton 3/1, D. Williams 3/2, Barner 1/0, Brockel 1/1, Florence 1/1, LaFell 1/0, Stewart 1/0, Thomas 1/1																								
* PASSING																								
Newton		473	292	3379	61.7	7.14	24	5.1	13															
TEAM		473	292	3379	61.7	7.14	24	5.1	13															
OPPONENTS		563	375	3853	66.6	6.84	17	3.0	20															

CAROLINA PANTHERS 2013 REGULAR SEASON DEFENSIVE STATISTICS

PLAYER	TACKLES			SACKS	QBP	FF	FR	INT	YDS	PD	TD
	TOTAL	SOLO	ASSIST								
Luke Kuechly	176	115	61	2.0	2	-	-	4	33	5	-
Thomas Davis	151	111	40	4.0	7	1	-	2	-2	8	-
Captain Munneryn	86	60	26	3.5	3	1	1	2	86	13	2
Mike Mitchell	74	53	21	3.5	1	2	-	4	63	5	-
Greg Hardy	67	51	16	15.0	38	1	-	-	-	1	-
Quintin Mikell	62	41	21	3.0	2	2	1	-	-	4	-
Star Lotulelei	47	35	12	3.0	11	-	-	-	-	-	-
Melvin White	45	39	6	-	-	1	-	2	9	4	1
Charles Johnson	33	24	9	11.0	21	1	1	-	-	-	-
Kawann Short	33	21	12	1.5	21	1	1	-	-	-	-
Chase Blackburn	28	20	8	-	1	-	-	-	-	-	-
Josh Thomas	28	22	6	-	-	-	-	1	0	2	-
Drayton Florence	26	22	4	-	-	-	-	2	40	4	1
A.J. Klein	24	16	8	2.0	-	-	-	-	-	-	-
Robert Lester	21	15	6	-	-	-	1	3	5	4	-
Dwan Edwards	20	13	7	3.0	15	-	2	-	-	-	-
Colin Cole	19	13	6	1.0	3	-	-	-	-	-	-
Mario Addison	14	8	6	2.5	15	1	1	-	-	-	-
Jon Beason	10	10	0	-	-	-	-	-	-	-	-
Frank Alexander	12	9	3	1.0	5	-	1	-	-	2	-
Charles Godfrey	9	8	1	1.0	-	-	-	-	-	2	-
Wes Horton	8	7	1	2.0	1	-	-	-	-	-	-
D.J. Moore	5	3	2	-	-	-	-	-	-	-	-
Josh Norman	5	5	0	-	-	-	-	-	-	-	-
James Dockery	3	3	0	-	-	-	-	-	-	1	-
Colin Jones	1	1	0	-	-	-	-	-	-	-	-
Jordan Senn	1	0	1	-	-	-	-	-	-	-	-
Sione Fua	0	0	0	-	1	-	-	-	-	-	-

CAROLINA PANTHERS FINAL 2013 REGULAR SEASON SPECIAL TEAMS STATISTICS

PLAYER	TACKLES			FF	FR	BLK
	TOTAL	SOLO	ASSIST			
Mario Addison	10	9	1	-	-	-
Colin Jones	10	10	0	-	1	-
Richie Brockel	6	6	0	-	-	-
Chase Blackburn	5	5	0	-	-	-
Jordan Senn	5	5	0	-	-	-
Jason Williams	5	5	0	-	-	-
A.J. Klein	4	3	1	-	-	-
Josh Thomas	4	4	0	-	-	-
J.J. Jansen	3	3	0	-	-	-
Robert Lester	3	3	0	-	-	-
Armond Smith	3	3	0	-	-	-
Mike Tolbert	3	3	0	-	-	-
Dan Connor	2	2	0	-	-	-
James Dockery	1	1	0	-	-	-
Domenik Hixon	1	1	0	-	-	-
Quintin Mikell	1	1	0	-	-	-
Brad Nortman	1	0	1	-	-	-
Brandon Williams	1	1	0	-	-	-

Defensive and special teams statistics based on coaches' film review.

WON 0, LOST 1				* RUSHING				No.		Yds	Avg		Long	TD				
01/12 L 10-23	San Francisco			73,784	Newton			10	54	5.4	11	0						
	Car.			Opp.	Tolbert			8	20	2.5	5	0						
TOTAL FIRST DOWNS	18			21	D. Williams			5	13	2.6	7	0						
Rushing	7			5	LaFell			1	6	6.0	6	0						
Passing	9			11	TEAM			24	93	3.9	11	0						
Penalty	2			5	OPPONENTS			34	126	3.7	39	1						
3rd Down: Made/Att	6/10			6/14	* RECEIVING			No.	Yds	Avg		Long	TD					
3rd Down Pct.	60.0			42.9	Ginn			4	104	26.0	59	0						
4th Down: Made/Att	0/1			0/1	S. Smith			4	74	18.5	31t	1						
4th Down Pct.	0.0			0.0	Olsen			4	55	13.8	35	0						
POSSESSION AVG.	30:05			29:55	LaFell			4	34	8.5	13	0						
TOTAL NET YARDS	325			315	TEAM			16	267	16.7	59	1						
Avg. Per Game	325.0			315.0	OPPONENTS			15	196	13.1	45	1						
Total Plays	54			65	* INTERCEPTIONS			No.	Yds	Avg		Long	TD					
Avg. Per Play	6.0			4.8	TEAM			0	0	---	---	0						
NET YARDS RUSHING	93			126	OPPONENTS			2	17	8.5	18	0						
Avg. Per Game	93.0			126.0	* PUNTING			No.	Yds	Avg		Net	TB	In	Lg	B		
Total Rushes	24			34	Nortman			2	84	42.0	42.0	0	1	51	0			
NET YARDS PASSING	232			189	TEAM			2	84	42.0	42.0	0	1	51	0			
Avg. Per Game	232.0			189.0	OPPONENTS			2	95	47.5	34.0	0	0	52	0			
Sacked/Yards Lost	5/35			1/7	* PUNT RETURNS			Ret	FC	Yds		Avg		Long	TD			
Gross Yards	267			196	Ginn			2	0	27	13.5	24	0					
Att./Completions	25/16			30/15	TEAM			2	0	27	13.5	24	0					
Completion Pct.	64.0			50.0	OPPONENTS			0	2	0	---	---	0					
Had Intercepted	2			0	* KICKOFF RETURNS			No.	Yds	Avg		Long	TD					
PUNTS/AVERAGE	2/42.0			2/47.5	Ginn			3	62	20.7	25	0						
NET PUNTING AVG.	2/42.0			2/34.0	Barner			1	16	16.0	16	0						
PENALTIES/YARDS	8/73			5/40	TEAM			4	78	19.5	25	0						
FUMBLES/BALL LOST	0/0			1/0	* FIELD GOALS			1-19	20-29	30-39	40-49	50+						
TOUCHDOWNS	1			2	Gano			0/ 0	1/ 1	0/ 0	0/ 0	0/0						
Rushing	0			1	TEAM			0/ 0	1/ 1	0/ 0	0/ 0	0/0						
Passing	1			1	OPPONENTS			0/ 0	0/ 0	2/ 2	1/ 1	0/0						
Returns	0			0	Gano: (24G)													
* SCORE BY PERIODS	Q1	Q2	Q3	Q4	OT	PTS	TM: (24G)											
TEAM	0	10	0	0	0	10	OPP: (49G,33G,34G)											
OPPONENTS	6	7	7	3	0	23												
* SCORING	TD-Ru-Pa-Rt	K-PAT			FG	S	PTS											
S. Smith	1	0	1	0			6											
Gano	0	0	0	0	1/ 1	1/ 1	0	4										
TEAM	1	0	1	0	1/ 1	1/ 1	0	10										
OPPONENTS	2	1	1	0	2/ 2	3/ 3	0	23										
2-Pt Conv: TM 0-0, OPP 0-0																		
SACKS: Kuechly 1, TM 1, OPP 5																		
FUM/LOST:																		
* PASSING		Att	Cmp	Yds	Cmp%	Yds/Att	TD	TD%	Int	Int%	Long	Sack/Lost	Rating					
Newton		25	16	267	64.0	10.68	1	4.0	2	8.0	59	5/ 35	79.9					
TEAM		25	16	267	64.0	10.68	1	4.0	2	8.0	59	5/ 35	79.9					
OPPONENTS		30	15	196	50.0	6.53	1	3.3	0	0.0	45	1/ 7	82.1					

CAROLINA PANTHERS 2013 POSTSEASON DEFENSIVE STATISTICS

PLAYER	TACKLES			SACKS	QBP	FF	FR	INT	YDS	PD	TD
	TOTAL	SOLO	ASSIST								
Luke Kuechly	15	10	5	1.0	-	-	-	-	-	2	-
Thomas Davis	9	7	2	-	2	-	-	-	-	-	-
Chase Blackburn	7	5	2	-	-	-	-	-	-	1	-
Kawann Short	6	4	2	-	1	-	-	-	-	-	-
Greg Hardy	5	4	1	-	2	-	-	-	-	-	-
Mike Mitchell	5	2	3	-	-	-	-	-	-	1	-
Melvin White	5	4	1	-	-	-	-	-	-	-	-
Star Lotulelei	4	2	2	-	-	-	-	-	-	-	-
Captain Munneryn	4	4	0	-	-	-	-	-	-	-	-
Charles Johnson	3	3	0	-	1	-	-	-	-	-	-
Colin Cole	2	1	1	-	-	-	-	-	-	-	-
Dwan Edwards	2	0	2	-	1	-	-	-	-	-	-
Drayton Florence	2	0	2	-	-	-	-	-	-	-	-
Mario Addison	1	1	0	-	-	-	-	-	-	-	-
Quintin Mikell	1	1	0	-	-	-	-	-	-	2	-
Frank Alexander	0	0	0	-	1	-	-	-	-	-	-

Defensive statistics based on coaches' film review. No special teams statistics were recorded by the Panthers.