

NEW ENGLAND PATRIOTS

PRESS RELEASE



PRESEASON WEEK 1

NEW ENGLAND PATRIOTS AT WASHINGTON REDSKINS



MEDIA SCHEDULE

MONDAY, AUGUST 4

8:35 a.m. Patriots joint practice with the Washington Redskins
Approx. 11:00 a.m. Player availability immediately after practice (as players exit the field)

TUESDAY, AUGUST 5

1:35 p.m. Patriots joint practice with the Washington Redskins
Approx. 4:00 p.m. Player availability immediately after practice (as players exit the field)

WEDNESDAY, AUGUST 6

8:35 a.m. Patriots joint practice with the Washington Redskins
Approx. 11:00 a.m. Player availability immediately after practice (as players exit the field)

THURSDAY, AUGUST 7

7:30 p.m. Patriots at Redskins

2014 PATRIOTS SCHEDULE

PRESEASON

Thurs., Aug 7	at Washington	7:30 p.m.	WBZ
Fri., Aug 15	Philadelphia	7:30 p.m.	WBZ
Fri., Aug 22	Carolina	7:30 p.m.	WBZ
Thurs., Aug 28	at N.Y. Giants	7:30 p.m.	WBZ

REGULAR SEASON

Sun., Sept. 7	at Miami	1:00 p.m.	CBS
Sun., Sept. 14	at Minnesota	1:00 p.m.	CBS
Sun., Sept. 21	Oakland	1:00 p.m.	CBS
Mon., Sept. 29	at Kansas City	8:30 p.m.	ESPN
Sun., Oct. 5	Cincinnati	8:30 p.m.	NBC*
Sun., Oct. 12	at Buffalo	1:00 p.m.	CBS*
Thurs., Oct. 16	N.Y. Jets	8:25 p.m.	CBS/NFLN
Sun., Oct. 26	Chicago	1:00 p.m.	FOX*
Sun., Nov. 2	Denver	4:25 p.m.	CBS*
Sun., Nov. 9	BYE WEEK		
Sun., Nov. 16	at Indianapolis	8:30 p.m.	NBC*
Sun., Nov. 23	Detroit	1:00 p.m.	FOX*
Sun., Nov. 30	at Green Bay	4:25 p.m.	CBS*
Sun., Dec. 7	at San Diego	8:30 p.m.	NBC*
Sun., Dec. 14	Miami	1:00 p.m.	CBS*
Sun., Dec. 21	at N.Y. Jets	1:00 p.m.	CBS*
Sun., Dec. 28	Buffalo	1:00 p.m.	CBS*

*Game time and network subject to possible flexible scheduling adjustment

2013 AFC EAST FINAL STANDINGS

TEAM	W	L	T	PCT.	PF	PA
NEW ENGLAND	12	4	0	.750	444	338
New York Jets	8	8	0	.500	290	387
Miami Dolphins	8	8	0	.500	317	335
Buffalo Bills	6	10	0	.375	339	388

GAME SUMMARY

NEW ENGLAND PATRIOTS (0-0) at WASHINGTON REDSKINS (0-0)

Thurs., Aug. 7, 2014 • FedExField (85,000) • 7:30 p.m. ET

The New England Patriots open the preseason against the Washington Redskins this Thursday night at 7:30 p.m. The Patriots will travel to Washington for three joint practices with the Redskins from Monday, Aug. 4 to Wednesday, Aug. 6, before the teams battle in the 2014 preseason opener at FedEx Field. The practice sessions will be held at the Bon Secours Washington Redskins Training Center in Richmond, Va. The Patriots will return to Foxborough to host joint practices with the Philadelphia Eagles on Tuesday, Aug. 12 and Wednesday, Aug. 13. Those sessions will be open to the public. The 2014 season marks the third straight year that the Patriots will participate in multiple joint practices during training camp. In 2012, the Patriots hosted New Orleans and traveled to Tampa Bay and last season, the Patriots practiced with the Eagles in Philadelphia and hosted the Buccaneers the following week.

BROADCAST INFORMATION

TELEVISION: This week's game will be broadcast by the Patriots Preseason Television Network and can be seen in every New England state as well as Hawaii. The preseason network's flagship station is **WBZ-TV CBS** in Boston. WBZ-TV's **Dan Roche** provides play-by-play and is joined by former Patriots tight end **Christian Fauria** in the broadcast booth. Former Patriots linebacker **Matt Chatham** will provide sideline analysis along with WBZ-TV's **Steve Burton**. *Patriots Football Weekly* scribes **Paul Perillo** and **Andy Hart** will also provide insight and analysis.

PATRIOTS PRESEASON TELEVISION NETWORK

Massachusetts

Boston, Mass. WBZ-TV Ch. 4
Springfield, Mass. WWLP-TV Ch. 22

Rhode Island

Providence, R.I. WPRI-TV Ch. 12

New Hampshire

Manchester, N.H. WMUR-TV Ch. 9

Connecticut

Hartford, Conn. WTNH-TV Ch. 8

Maine

Portland, Maine WMTW-TV Ch. 8
Bangor, Maine WWJ-TV Ch. 7

Vermont

Burlington, Vt. WCAX-TV Ch. 3

Hawaii

Honolulu, Hawaii KFVE-TV Ch. 5

RADIO: 98.5 FM, The Sports Hub, is the flagship station for the **Patriots Radio Network**. Play-by-play broadcaster **Bob Socci** will call the action along with former Patriots quarterback **Scott Zolak**, who will provide color analysis.

PRESEASON SLATE FEATURES THREE MOST FREQUENT FOES

The Patriots will square off against their three most frequent preseason foes in 2014. The Patriots play the Washington Redskins in the preseason for the 21st time in team history, tied for second-most matchups with the Philadelphia Eagles. New England then hosts Philadelphia at Gillette Stadium Aug. 15 and closes out the 2014 preseason against their most frequent preseason opponent for the 24th time, the N.Y. Giants, on Aug. 28. The Patriots own a combined 33-31 record in the preseason against those NFC East clubs.

Team	GP	W	L	T	PCT.	PF	PA
N.Y. Giants	23	9	24	0	.391	396	426
Philadelphia	21	11	10	0	.524	427	393
Washington	20	13	7	0	.650	475	391
Totals	64	33	31	0	.516	1,298	1,210

MEDIA CONTACTS

PATRIOTS MEDIA RELATIONS OFFICE: 508-384-4203

Stacey James, Vice President of Media Relations, staceyj@patriots.com, 508-326-6868

Aaron Salkin, Director of Media Relations, aarons@patriots.com, 508-326-6870

Christy Berkery, Social Media Manager, christyb@patriots.com, 508-549-0518

Michael Jurovaty, Asst. Director of Media Relations, mjurovaty@patriots.com, 508-326-6187

Cecily Faenza, Media Relations Coordinator, cecilyf@patriots.com, 774-254-7917

Jeremie Smith, Corporate Communications Coord., jeremies@patriots.com, 508-549-0492

GILLETTE STADIUM • ONE PATRIOT PLACE • FOXBOROUGH, MA 02035

TEL: 508-384-9105 • FAX: 508-543-9053

PATRIOTS.COM • HTTP://MEDIA.PATRIOTS.COM





ROBERT KRAFT

NEWS & NOTES

Since Robert Kraft purchased the team in 1994, the Patriots have experienced one of the most dramatic turnarounds in the history of sports. Now in his 21st season of ownership, Kraft has transformed one of the league's least successful clubs into what observers view as a model NFL franchise. In the five seasons immediately preceding his purchase (1989-93), the Patriots were a moribund team, winning just 19 of 80 games (.238 pct.) and logging the worst record in the NFL over that span. When he bought the franchise on Jan.



21, 1994, Kraft announced his intention to bring a championship to New England, a tall order considering the team's previous success rate. But under Kraft's leadership, the Patriots have won more division titles (13), conference crowns (6) and Super Bowl championships (3) than any other NFL team. The Patriots have made six Super Bowl appearances since Kraft purchased the team, a period during which no other team has earned more than four berths. In Kraft's 20 seasons, the Patriots have qualified for the playoffs 15 times, more than doubling the franchise's accomplishments during its first 34 seasons.

	Pre-Kraft 1960-93	1989-93	Kraft Era 1994-13
Overall Record	225-276-9	19-61	238-115
Winning Pct.	.450	.238	.674
Super Bowl Titles	0	0	3
Conference Titles	1	0	6
Division Titles	3	0	13
Playoff Seasons	6	0	15
Playoff Record	4-6	-	21-12
Home Playoff Games	1	0	18
Home Playoff Record	0-1	-	15-3

A CHAMPIONSHIP TRADITION

MULTIPLE LEAGUE CHAMPIONSHIPS SINCE 2001

TEAM	LEAGUE	TITLES
Los Angeles Lakers	NBA	4
San Antonio Spurs	NBA	4
New England Patriots	NFL	3
Boston Red Sox	MLB	3

HIGHEST WINNING PERCENTAGE IN MAJOR PROFESSIONAL SPORTS SINCE 1994 (Regular Season)

TEAM	LEAGUE	PCT
San Antonio Spurs	NBA	.686
New England Patriots	NFL	.678
Detroit Red Wings	NHL	.661
Los Angeles Lakers	NBA	.642
Green Bay Packers	NFL	.639
Pittsburgh Steelers	NFL	.627

216 GAME SELLOUT STREAK

In the early 1990's, the Patriots seemed destined for relocation until Robert Kraft's purchase of the team rejuvenated local interest. In 1991, the season ticket base was just 17,635, barely enough to support the club. Now, the season tickets are capped and more than 50,000 fans are on a season ticket waiting list. The Patriots have sold out 216 consecutive home games, including playoff and preseason games (dating back to the 1994 season opener).

SINCE ROBERT KRAFT PURCHASED THE TEAM IN 1994

TOTAL VICTORIES SINCE 1994 (Regular Season)

New England Patriots	217
Green Bay Packers	204
Pittsburgh Steelers	200
Indianapolis Colts	194

TOTAL VICTORIES SINCE 1994 (Incl. Postseason)

New England Patriots	238
Green Bay Packers	220
Pittsburgh Steelers	217
Indianapolis Colts	206
Denver Broncos	202
Philadelphia Eagles	187

WINNING PERCENTAGE SINCE 1994 (Incl. Postseason)

TEAM	W	L	T	PCT.
New England Patriots	238	115	0	.674
Green Bay Packers	220	128	1	.632
Pittsburgh Steelers	217	129	1	.627
Denver Broncos	202	137	0	.596
Indianapolis Colts	206	140	0	.595
Philadelphia Eagles	187	154	2	.548
N.Y. Giants	178	157	1	.531

SUPER BOWL CHAMPIONSHIPS SINCE 1994

New England Patriots	3
Baltimore Ravens	2
Green Bay Packers	2
Pittsburgh Steelers	2
Denver Broncos	2
N.Y. Giants	2

CONFERENCE CHAMPIONSHIPS SINCE 1994

New England Patriots	6
Pittsburgh Steelers	4
Denver Broncos	3
Green Bay Packers	3
N.Y. Giants	3

DIVISION CHAMPIONSHIPS SINCE 1994

New England Patriots	13
Pittsburgh Steelers	10
Green Bay Packers	10
Indianapolis Colts	9

PLAYOFF VICTORIES SINCE 1994

New England Patriots	21
Pittsburgh Steelers	17
Green Bay Packers	16
Baltimore Ravens	14
Indianapolis Colts	12
San Francisco 49ers	12

PLAYOFF GAMES PLAYED SINCE 1994

New England Patriots	33
Green Bay Packers	29
Pittsburgh Steelers	27
Indianapolis Colts	26
Philadelphia Eagles	23
Baltimore Ravens	21
San Francisco 49ers	21

PLAYOFF SEASONS SINCE 1994

New England Patriots	15
Indianapolis Colts	15
Green Bay Packers	15
Pittsburgh Steelers	12
Philadelphia Eagles	12

PLAYOFF WINNING PERCENTAGE SINCE 1994

TEAM	W	L	PCT.
Baltimore Ravens	14	7	.667
New England Patriots	21	12	.636
Pittsburgh Steelers	17	10	.630
N.Y. Giants	10	6	.625
Arizona Cardinals	5	3	.625
Denver Broncos	11	8	.579
San Francisco 49ers	12	9	.571

KRAFT PRODUCES MORE WINS THAN EVERY OTHER PATRIOTS OWNER COMBINED

The Patriots have 238 wins overall under Robert Kraft. He has produced more victories than every other Patriots owner combined. Under Kraft, the Patriots are 238-115 overall since he purchased the team in 1994. Kraft's predecessors in the owner's office went 225-276-9 in the 34 years prior to his purchase of the team.



ROBERT KRAFT

21 Years of Ownership

ROBERT KRAFT: ESTABLISHING A WINNING TRADITION

Kraft's winning percentage with the Patriots (.674) since taking over the team in 1994 is the highest among all owners/ownership groups with at least 200 wins (regular and postseason). He is just one of five owners with at least 200 wins and a winning percentage over .600.

OWNER	TEAM	YEARS	WINNING PCT.
Robert Kraft	Patriots	1994-present	.674
Eddie DeBartolo, Jr.	49ers	1977-1999	.636
Clint Murchison, Jr.	Cowboys	1960-1983	.634
Joe Robbie	Dolphins	1966-1989	.609
Pat Bowlen	Broncos	1984-present	.602

ALL-TIME POSTSEASON WINS BY AN OWNER

Robert Kraft has 21 career postseason wins, tied for the fifth-most in NFL history.

WINS	OWNERSHIP
33	The Rooney Family, Pittsburgh (1933-present)
30	Green Bay Packers (1919-present)
24	the Mara Family, N.Y. Giants (1925-present)
22	Eddie DeBartolo, Jr., San Francisco (1977-1999)
21	Robert Kraft, New England (1994-present)
21	Al Davis, Oakland/Los Angeles (1972-2011)

SECOND-FASTEST TO 200 WINS

Robert Kraft reached 200 career wins on Oct. 2, 2011, in the Patriots 31-19 win at Oakland. He reached 200 career wins in 302 career games, tied with the Green Bay Packers, Inc., for the second-fastest to reach 200 wins. Kraft currently has 238 wins.

OWNER	TEAM	GAMES TO 200 WINS
Halas Family	Chicago	295
Robert Kraft	New England	302
Green Bay Packers, Inc.	Green Bay	302

QUARTERBACK STABILITY

Over the last 20 years, the Patriots have had 14 quarterbacks on their active roster. Of this group, only four quarterbacks have started a regular-season or postseason game for the club, the fewest total of any team in the NFL. Only two of these four quarterbacks - Drew Bledsoe and Tom Brady - have started on Opening Day for New England, tied with Green Bay (Brett Favre and Aaron Rodgers) and Houston (Dabvid Carr and Matt Schaub) for the fewest number in the NFL.

TEAM	STARTING QBs SINCE 1994	OPENING DAY QBs SINCE 1994
New England	4	2
Green Bay	5	2
Houston**	8	2
N.Y. Giants	8	6
Pittsburgh	10	6
Indianapolis	11	4
San Diego	12	6
Cincinnati	12	8
New Orleans	13	7
Carolina	14	8
Kansas City	15	5
Seattle	15	6
Tennessee	15	7
Buffalo	15	9
Jacksonville	16	5
San Francisco	16	6
Philadelphia	16	7
Baltimore*	16	8
Tampa Bay	16	9
Denver	17	7
N.Y. Jets	17	8
Dallas	18	5
Detroit	18	5
Atlanta	18	6
St. Louis	19	5
Minnesota	19	8
Miami	20	9
Washington	21	13
Arizona	22	11
Chicago	22	9
Oakland	23	10
Cleveland	23	11

* Since 1996
** Since 2002

PATRIOTS A MODEL OF CONSISTENCY UNDER KRAFT

The Patriots have been a model of consistency at the coaching position under Robert Kraft. With Belichick in his 15th season as head coach, the Patriots have had just three head coaches since 1994, the fewest number by far of any AFC East team.

AFC EAST TEAM	HEAD COACHES SINCE 1994
New England	3
Buffalo	7
N.Y. Jets	7
Miami	9

COACHING CONSISTENCY UNDER KRAFT

In a league of constant change at the head coaching position, the Patriots have been a model of consistency under Robert Kraft. Since Kraft took ownership of the team in 1994, the Patriots have had just three head coaches - Bill Parcells (1994-1996), Pete Carroll (1997-1999) and current head coach Bill Belichick (2000-present), who is in his 15th season in New England and is the longest-tenured active head coach in the NFL. The only team with fewer head coaches since 1994 is the Pittsburgh Steelers, who have had two - Bill Cowher (1999-2006) and Mike Tomlin (2007-present).

TEAM	HEAD COACHES SINCE 1994
Pittsburgh	2
New England	3
Baltimore Ravens*	3
Houston Texans**	3
N.Y. Giants	3

* Since 1996
** Since 2002

In fact, there have been a total of 189 head coaches in the NFL since 1994, an average of six coaches per team, which is double New England's three:

Total Head Coaches	NFL Average	Patriots
189	5.9	3

COVER BOYS



Kraft's success as an owner has brought the Patriots a great increase in national recognition. Prior to Kraft's ownership, the Patriots had been featured on the cover of just four issues of *Sports Illustrated* (1966, 1977, 1981 and 1986). Since 1994, New England has graced the cover a total of 28 times, including 17 that feature Tom Brady alone.



PATRIOTS

Home Dominance



Since the Patriots opened Gillette Stadium in 2002, they have celebrated more regular and postseason wins than any other team in the NFL. The Patriots have the highest point differential at home, rank first in points scored and third in points allowed at Gillette Stadium.

REGULAR SEASON HOME RECORD SINCE 2002

RANK	TEAM	W	L	T	PCT.
1	New England	81	15	0	0.844
2	Baltimore	73	23	0	0.760
3	Indianapolis	72	24	0	0.750
4	Pittsburgh	68	27	1	0.714
5	Green Bay	66	29	1	0.693

HOME PLAYOFF RECORD SINCE 2002 (MIN. 5 GAMES)

RANK	TEAM	W	L	PCT.
1	Seattle	7	1	0.875
2	New England	11	3	0.786
3	Pittsburgh	6	2	0.750
4	Indianapolis	7	3	0.700
5	Philadelphia	5	4	0.556

HOME RECORD SINCE 2002 (INCLUDING PLAYOFFS)

RANK	TEAM	W	L	T	PCT.
1	New England	92	18	0	0.836
2	Baltimore	75	25	0	0.750
3	Indianapolis	79	27	0	0.745
4	Pittsburgh	74	29	1	0.716
5	Seattle	73	31	0	0.702

HOME RECORD AFTER HALLOWEEN SINCE 2002 (INCLUDING PLAYOFFS)

RANK	TEAM	W	L	T	PCT.
1	New England	54	12	0	0.818
2	Indianapolis	51	18	0	0.739
3	Baltimore	44	17	0	0.721
4	Green Bay	42	18	0	0.697
5	San Diego	39	23	0	0.629

HOME RECORD VS. NFC SINCE 2002

RANK	TEAM	W	L	T	PCT.
1	Pittsburgh	20	3	1	0.854
2	New England	20	4	0	0.833
3	Baltimore	20	4	0	0.833
4	Indianapolis	17	7	0	0.708
5	Jacksonville	15	10	0	0.600

HOME RECORD VS. DIVISIONAL OPPONENTS SINCE 2002

RANK	TEAM	W	L	T	PCT.
1	New England	31	5	0	0.861
2	Indianapolis	30	6	0	0.833
3	Green Bay	27	8	0	0.764
4	Seattle	27	9	0	0.750
5t	Pittsburgh	26	10	0	0.722

POINT DIFFERENTIAL AT HOME SINCE 2002

RANK	TEAM	POINT DIFFERENTIAL
1	New England	1,005
2	Baltimore	791
3	Green Bay	767
4	Pittsburgh	687
5	San Diego	644

POINTS ALLOWED PER GAME AT HOME SINCE 2002

RANK	TEAM	POINTS ALLOWED
1	Baltimore	16.3
2	Pittsburgh	17.0
3	New England	17.4
4	Seattle	17.7
5	Green Bay	19.0

POINTS SCORED PER GAME AT HOME SINCE 2002

RANK	TEAM	POINTS SCORED
1	New England	27.9
2	Green Bay	27.0
3	New Orleans	26.9
4	San Diego	26.8
5	Indianapolis	25.6



2013

Season Rankings

TEAM OFFENSE

Total Net Yards	6,152	AFC in 2013	3rd
Total Net Yards	6,152	Team History	5th
Points Scored	444	NFL in 2013	3rd
Points Scored	444	Team History	5th
Points Allowed	338	AFC in 2013	5th
Touchdowns Scored	47	AFC in 2013	4th
Rushing Touchdowns	19	NFL in 2013	t-2nd
Rushing Touchdowns	19	AFC in 2013	1st
First Downs	378	NFL in 2013	2nd
First Downs	378	Team History	4th
Passing First Downs	225	NFL in 2013	5th
Passing First Downs	225	Team History	4th
Team Receptions	380	AFC in 2013	2nd
Fewest Penalties	65	NFL in 2013	2nd
Fewest Penalty Yards	625	NFL in 2013	3rd
Fewest INTs thrown	11	Team History	t-3rd
Fewest INTs thrown	11	AFC in 2013	t-4th
Turnover Differential	+9	AFC in 2013	3rd

TOM BRADY

Passing Yards	4,343	NFL in 2013	6th
Passing Yards	4,343	Team History	6th
Passing Yds/Game	271	AFC in 2013	3rd
Passing Yds in a Game	432	AFC in 2013	2nd
Passing Yds in a Game	432	Team History	3rd
Longest Pass	81t	AFC in 2013	3rd
Pass Attempts	628	AFC in 2013	2nd
Pass Attempts	628	Team History	t-4th
Passing First Downs	225	NFL in 2013	t-4th
Completions	380	NFL in 2013	4th
Completions	380	Team History	5th

JULIAN EDELMAN

Receptions	105	NFL in 2013	5th
Receptions	105	AFC in 2013	3rd
Receptions	105	Team History	6th
Receptions in a Game	13	Team History	t-3rd
Receptions in a Game	13	NFL in 2013	t-4th
Receiving Yards	1,056	AFC in 2013	10th
Punt Return Yards	374	NFL in 2013	4th
Punt Return Average	10.7	AFC in 2013	5th
Punt Ret Avg (Career)	12.3	Team History	1st



STEVAN RIDLEY

Rushing Yards	773	AFC in 2013	10th
Rushing Touchdowns	7	AFC in 2013	t-5th
Rushing First Downs	36	AFC in 2013	9th

LEGARRETTE BLOUNT

Average Yards/Rush	5.0	AFC in 2013	2nd
Average Yards/Rush	5.0	NFL in 2013	6th
First Down Percentage	22.9	AFC in 2013	6th
10+ Yard Run Percentage	11.8	AFC in 2013	4th
All-Purpose Yds in a Game	334	Team History	1st
All-Purpose Yds in a Game	334	NFL in 2013	1st
Rushing Yds in a Game	189	Team History	5th
Rushing Yds in a Game	189	NFL in 2013	4th
Rushing Yds in a Game	189	AFC in 2013	2nd
Rushing Touchdowns	7	AFC in 2013	t-5th

STEPHEN GOSTKOWSKI

Scoring	158	Team History	1st
Scoring	158	NFL in 2013	1st
Field Goals Made	38	Team History	1st
Field Goals Made	38	NFL in 2013	t-1st
Field Goals Attempted	41	Team History	t-1st
Field Goals Attempted	41	NFL in 2013	1st
Field Goal Percentage	92.7	NFL in 2013	t-3rd
Field Goals 50+ Yds	5	NFL in 2013	3rd
Field Goals 50+ Yds	11	NFL in 2013	4th
Longest Field Goal	54	Team History	3rd



CHANDLER JONES

Sacks	11½	NFL in 2013	t-7th
Sacks	11½	AFC in 2013	t-3rd
Sacks	11½	Team History	t-4th

CHRIS JONES

Sacks	6	AFC Rookies in 2013	1st
Sacks	6	NFL Rookies in 2013	2nd

LOGAN RYAN

Interceptions	5	Rookies in 2013	1st
Interceptions	5	AFC in 2013	t-1st
Interceptions	5	NFL in 2013	t-5th



PATRIOTS

V S . REDSKINS

SERIES HISTORY



The New England Patriots and the Washington Redskins will meet for the 21st time in the preseason, with New England holding a 13-7 advantage in the previous 20 contests. The only other teams the Patriots have played more in the preseason are the New York Giants with 23 and the Philadelphia Eagles with 21 preseason meetings.

The Patriots' 13 preseason victories over the Redskins are their highest total over any preseason opponent. The Patriots have won five straight preseason games against Washington and have won eight of the last 10 preseason games in the series. The teams last faced off against each other in the preseason in 2009 with the Patriots taking a 27-24 victory at Washington on Aug. 28, 2009.

The Patriots and Redskins have met in the regular season nine times with the Redskins holding a 6-3 advantage. The Patriots earned their first-ever regular season win in Washington in the last regular season meeting between the two teams when the Patriots beat the Redskins, 34-27, on Dec. 11, 2011.

Preseason - New England 13, Washington 7

Date	Result	Score	H/A	Stadium
08/28/67	L	7-13	H	Harvard Stadium
08/16/70	L	21-45	H	B.C. Alumni Stadium
09/02/73	L	14-35	H	Schaefer Stadium
08/02/74	W	21-16	A	RFK Stadium
09/04/77	W	45-7	H	Schaefer Stadium
08/30/81	W	19-10	H	Schaefer Stadium
08/17/84	W	31-27	A	RFK Stadium
08/23/85	L	36-37	A	RFK Stadium
08/10/86	W	18-7	H	Sullivan Stadium
08/10/91	L	6-27	H	Foxboro Stadium
08/18/94	W	27-17	H	Foxboro Stadium
08/23/96	W	27-19	H	Foxboro Stadium
08/22/98	W	20-17	A	Jack Kent Cooke Stad.
08/13/99	L	14-20	H	Foxboro Stadium
08/11/00	L	20-30	A	FedEx Field
08/30/01	W	33-13	H	Foxboro Stadium
08/29/02	W	28-14	A	FedEx Field
08/16/03	W	20-13	A	FedEx Field
08/26/06	W	41-0	H	Gillette Stadium
08/28/09	W	27-24	A	FedEx Field

Notes: FedEx Field was previously named Jack Kent Cooke Stadium. Foxboro Stadium was previously named Sullivan Stadium and Schaefer Stadium.

Regular Season - Washington 6, New England 3

Date	Result	Score	H/A	Stadium
10/01/72	W	24-23	H	Schaefer Stadium
09/03/78	L	14-16	H	Schaefer Stadium
10/25/81	L	22-24	A	RFK Stadium
09/23/84	L	10-26	H	Sullivan Stadium
12/15/90	L	10-25	H	Foxboro Stadium
10/13/96	L	22-27	H	Foxboro Stadium
09/28/03	L	17-20	A	FedEx Field
10/28/07	W	52-7	H	Gillette Stadium
12/11/11	W	34-27	A	FedEx Field

MOST FREQUENT PRESEASON OPPONENTS

The Patriots and the Redskins will meet for the 21st time in the preseason. The only teams that the Patriots have faced more frequently in the preseason is the New York Giants (23) and the Philadelphia Eagles (21).

PATRIOTS MOST FREQUENT PRESEASON OPPONENTS

Team	Games	W	L	Last
New York Giants	23	9	14	2013
Philadelphia Eagles	21	11	10	2013
Washington Redskins	20	13	7	2009

TALE OF THE TAPE

2013 Regular Season	New England	Washington
Record	12-4	3-13
Divisional Standings	1st	4th
Total Yards Gained	6,152	5,915
Total Offense [Rank]	384.5 (7)	369.7 (9)
Rush Offense	129.1 (9)	135.3 (5)
Pass Offense	255.4 (10)	234.4 (16)
Points Per Game	27.8 (3)	20.9 (23)
Total Yards Allowed	5,969	5,665
Total Defense	373.1 (26)	354.1 (18)
Rush Defense	134.1 (30)	110.6 (17)
Pass Defense	239.0 (18)	243.5 (20)
Points Allowed/Game	21.1 (10)	29.9 (30t)
Possession Avg.	29:38	30:42
Sacks Allowed/Yards Lost	40/256	43/306
Sacks Made/Yards	48/313	36/238
Passing TD/Int (off.)	25/11	20/19
Passing TD/Int (def.)	25/17	29/16
Total Touchdowns	47	39
Penalties Against/Yards	69/625	99/802
Punts/Avg.	77/45.8	85/41.5
Field Goals Made/Att.	38/41	21/26
Takeaway/Giveaway Ratio	+9 (8)	-8 (25t)

PRESEASON HISTORY

The Patriots are 45-37 (.539) in the preseason since Robert Kraft purchased the team in 1994. Prior to 1994, the Patriots were 60-96-1 (.385) in the preseason. New England enters this week's game with an all-time preseason mark of 105-133-1 (.441).

BILL BELICHICK IN THE PRESEASON

Bill Belichick has compiled an overall record of 42-35 (.545) in the preseason, including a 31-26 (.544) mark as Patriots head coach. Belichick's teams have been .500 or above in 16 of his 19 previous preseasons as a head coach in the NFL.

LAST REGULAR SEASON MEETING: PATRIOTS 34, WASHINGTON 27

December 11, 2011 ★ FedEx Field

	1	2	3	4	Final
New England Patriots	14	6	14	0	— 34
Washington Redskins	10	10	7	0	— 27

The New England Patriots extended their winning streak to five straight with a 34-27 victory over the Washington Redskins at FedEx Field. It was the Patriots' first ever win at Washington, the last remaining team that the Patriots had not beaten in a road contest.

QB Tom Brady threw for 357 yards and three touchdowns and TE Rob Gronkowski caught six passes for a career-high 160 yards and two touchdowns to set the NFL record for most receiving touchdowns by a tight end in a single season with his 14th and 15th touchdown receptions. Brady went over the 4,000-mark for the fourth time in his career and became the first player in



PATRIOTS

V.S. REDSKINS

2011 to throw for 300 yards against the ninth ranked Washington defense.

Despite the high scoring game, it was a defensive play that turned out to be the difference maker. With New England leading 34-27 with just over six minutes to play, Brady was intercepted in the end zone to end what could have been a game-winning drive. The Redskins took advantage of the miscue, driving from their own 20-yard line to the New England 9-yard line before LB Jerod Mayo intercepted a tipped pass with 20 seconds to play to seal the victory and push New England to a 10-3 record. It is the ninth straight season that New England has won 10 or more games.

New England took the early lead when DE Andre Carter forced a fumble on a sack of QB Rex Grossman in the end zone early in the first quarter. Vince Wilfork recovered the ball in the end zone for his first career touchdown and a 7-0 lead. After that defensive play, it was mostly an offensive battle from both teams resulting in a 20-20 tie at halftime.

After Washington responded to New England's first touchdown with a field goal drive, Gronkowski set the tone for the kind of day he would have with two big plays. First, he caught a short pass from Brady and broke a few tackles for a 49-yard gain to the Washington 11-yard line. Then on the next play, he caught his first touchdown of the day on an 11-yard reception to lift the Patriots to a 14-3 lead.

After Washington took a 20-17 lead in the second quarter, New England executed a two-minute drill that resulted in a 24-yard field goal to tie the game at 20 at the half. The drive was highlighted by a 50-yard reception by Gronkowski that put the Patriots deep into Washington territory.

New England took the second half kick and engineered a 7-play, 80-yard drive that culminated with a 37-yard touchdown pass from Brady to Gronkowski to take a 27-20 lead. It was Gronkowski's third play of the game of 20 or more yards. After the Redskins answered with a touchdown drive on the next series to tie the game, a 29-yard pass from Brady to TE Aaron Hernandez helped get the Patriots in position for Brady's 24-yard touchdown pass to WR Wes Welker for a 34-27 lead heading into the final quarter of play.

Despite a scoreless fourth quarter, both teams had a chance to score. New England missed a chance to extend their 34-20 lead when Brady was picked off in the end zone by CB Josh Wilson. Washington took advantage of the turnover and drove to the New England 9-yard line before Mayo's game-clinching pick.

PATRIOTS RECORD FIRST WIN AT WASHINGTON

The Patriots victory over Washington was their first win in Washington, the only NFL city that the Patriots had never won on the road. The Patriots are now 1-2 in the Nation's Capital.

CONNECTIONS

NEW ENGLAND TIES

- ★ Redskins RB Silas Redd was a 2009 U.S. Army All-American and Rivals.com Connecticut Player of the Year as a senior running back at King Low Heywood Thomas HS in Stamford, Conn., rushing for 1,924 yards and 25 touchdowns on only 137 carries (14.0 avg.).
- ★ Redskins LB Rob Jackson attended West Haven HS in New Haven, Conn., where he earned All-Area and All-State honors in 2003.
- ★ Redskins DL Chris Baker attended Windsor (Conn.) HS.
- ★ Redskins WR Nick Williams played for Connecticut from 2009-13.
- ★ Redskins assistant offensive line coach Shane Day served as quarterbacks coach at Connecticut from 2012-13.

WASHINGTON TIES

- ★ Patriots LB Jerod Mayo attended Kecoughtan HS in Hampton, Va., where he was a Prep Star All-American and 2003 Defensive Player of the Year in the Virginia Peninsula area.
- ★ Patriots head coach Bill Belichick attended Annapolis (Md.) HS and was inducted into the school's Hall of Fame.
- ★ Patriots CB Kyle Arrington was born in Accokeek, Md., and attended Gwynn Park HS in Brandywine, Md., where he earned second-team All-County honors during his senior year.
- ★ Patriots DB Tavon Wilson attended H.D. Woodson HS in Washington, D.C., where he was selected to the All-Metro first team and named District Player of the Year by The Washington Post.

- ★ Patriots LB James Anderson attended Deep Creek HS in Chesapeake, Va. and played four seasons at Virginia Tech.
- ★ Patriots DL Joe Vellano served as team captain and was an All-ACC first-team selection in 2011 and 2012 for the University of Maryland.
- ★ Patriots LS Danny Aiken played quarterback at Cave Spring HS in Roanoke, Va. and went on to long snap for four years at the University of Virginia.
- ★ Patriots DB Travis Hawkins earned All-State honors as a senior at Quince Orchard HS in Rockville, Md. and played two seasons at the University of Maryland before transferring to Delaware.
- ★ Washington S Brandon Meriweather Was a first round pick of the Patriots in 2007 and played three seasons with the Patriots from 2007 through 2010.

HOMETOWN TIES

- ★ Patriots WR Josh Boyce and Redskins QB Robert Griffin III were high school teammates at Copperas Cove (Texas) HS in 2007, when Boyce was a junior and Griffin III a senior. The pair helped lead the Bulldawgs to a 13-2 record and runner-up finish in the 2007 Class 4A Division I playoffs. In two starting seasons, Griffin III accounted for 5,518 yards of total offense and 73 touchdowns en route to earning first-team All-District 16-4A honors. Boyce totaled 42 receptions for 837 yards as a senior in 2008, earning honorable mention All-State honors.
- ★ Patriots LB James Anderson and Redskins CB DeAngelo Hall were teammates at Deep Creek HS in Chesapeake, Va. Anderson and Hall then both went on to play at Virginia Tech, where they were defensive teammates for three seasons (2001-03).
- ★ Patriots WR Brandon LaFell and Redskins LB Brian Orakpo played football and basketball together at Lamar HS in Houston, Texas.

FORMER NFL TEAMMATES

- ★ Patriots S Patrick Chung, Redskins DE Clifton Geathers and WR DeSean Jackson were teammates on the Philadelphia Eagles in 2013.
- ★ Patriots DL Tommy Kelly and Redskins CB DeAngelo Hall were defensive teammates on the Oakland Raiders in 2008.
- ★ Patriots tight ends coach Brian Daboll served as offensive coordinator for the Cleveland Browns in 2010, when Redskins QB Colt McCoy was drafted by the team.
- ★ Patriots DL Will Smith and Redskins CB Tracy Porter were defensive teammates on the New Orleans Saints from 2008-11.
- ★ Redskins defensive line coach Jacob Burney served in the same capacity on Patriots head coach Bill Belichick's staff while Belichick was head coach of the Cleveland Browns.
- ★ Patriots tight ends coach Brian Daboll (offensive coordinator, 2011), offensive line coach Dave DeGuglielmo (offensive line, 2009-11) and Redskins wide receivers coach Ike Hilliard (assistant wide receivers, 2011) coached together on the Miami Dolphins' staff.

FORMER COLLEGE TEAMMATES

- ★ Patriots CB Alfonzo Dennard and Redskins LB Will Compton were defensive teammates at Nebraska from 2008-11. Redskins RB Roy Helu, Jr. and TE Niles Paul also played for Nebraska from 2007-10.
- ★ Patriots DL Vince Wilfork and Redskins S Brandon Meriweather were defensive teammates at Miami (FL) in 2003, when they helped lead the Hurricanes to an Orange Bowl victory.
- ★ Patriots CB Darrelle Revis and Redskins OL Mike McGlynn were teammates at Pittsburgh from 2004-06.
- ★ Patriots RB Shane Vereen, Redskins WR DeSean Jackson and LS Nick Sundberg were teammates at California in 2007.
- ★ Patriots WR Matthew Slater, Redskins K Kai Forbath and TE Logan Paulsen were teammates at UCLA from 2006-07.
- ★ Patriots DT Sealver Siliga (2008-10), DL L.T. Tuipulotu (2009-13) and Redskins OL Tevita Stevens (2008-12) were teammates at Utah.
- ★ Patriots QB Ryan Mallett, DE Jake Bequette, TE D.J. Williams and Redskins K Zach Hocker were all members of the 2010 Arkansas Razorbacks.
- ★ Patriots LB Ja'Gared Davis, Redskins DB Richard Crawford and G Josh LeRibeus were teammates at Southern Methodist from 2009-11. Redskins WR Aldrick Robinson was also a teammate for the 2009-10 seasons.
- ★ Patriots TE Asa Watson and Redskins CB David Amerson were teammates at North Carolina St. from 2010-12.
- ★ Patriots T Jordan Devey and Redskins S Akeem Davis were teammates at Memphis from 2011-12.
- ★ Patriots DL Eathyn Manumaleuna and Redskins WR Cody Hoffman were teammates at BYU from 2010-13.
- ★ Patriots DB Nate Ebner and Redskins DL Doug Worthington were teammates at Ohio State in 2009.



PATRIOTS

In The Playoffs

PATRIOTS CLINCH PLAYOFF SPOT FOR 15th TIME IN KRAFT'S 20 YEARS OF OWNERSHIP

New England has qualified for the playoffs 21 times in its 54-year history. The Patriots have earned 15 of those playoff berths in the 20 seasons since Robert Kraft purchased the team in 1994. New England has won 13 AFC East crowns under Kraft's leadership. The franchise has 16 division crowns overall (15 AFC East crowns) and has qualified as a Wild Card team on four occasions (1998, 1994, 1985 and 1976). The Patriots also qualified for the playoffs in 1982 as part of a 16-team tournament following a players' strike.



PATRIOTS PLAYOFF TRENDS (since the 1970 merger)

Patriots Playoff Trends (Since NFL Merger in 1970)

All Time (24-17)	
vs. AFC	21-13
vs. NFC	3-4
Home	15-4
Away	6-9
Leading at Halftime	19-4
Trailing at Halftime	3-11
Tied at Halftime	2-2
Leading After 3 Quarters	19-4
Tied After 3 Quarters	2-0
Trailing After 3 Quarters	3-13
Decided by 7 Points or Less	9-8
Decided By 3 Points or Less	7-3
When Scoring First	18-7
When Not Scoring First	6-10
Positive Turnover Ratio	17-1
Even Turnover Ratio	3-4
Negative Turnover Ratio	4-12
Winning or Even Penalty Ratio	19-2
Losing Penalty Ratio	5-15
With a 100-Yard Rusher	8-0
Without a 100-Yard Rusher	16-17
With a 100-Yard Receiver	10-5
Without a 100-Yard Receiver	14-12
When Allowing a 100-Yard Rusher	2-5
When Not Allowing a 100-Yard Rusher	22-12
When Allowing a 100-Yard Receiver	6-8
When Not Allowing a 100-Yard Receiver	18-9
With a 300-Yard Passer	4-2
Without a 300-Yard Passer	20-15
Allowing a 300-Yard (net) Passer	6-2
Not Allowing a 300-Yard (net) Passer	18-15

ANNUAL ACHIEVEMENTS

The Patriots won more than half of their games for the 13th straight year with a 12-4 record in 2013. They are the first team to win more than half of their games in 13 straight seasons since free agency began in 1993.

The Patriots are the third team to win more than half of their games in 13 straight seasons since the 1970 AFL-NFL merger, joining the 49ers (16 straight from 1983-1998) and the Cowboys (16 straight from 1970-85).

The Patriots have now won nine or more games in 17 of the 20 seasons Robert Kraft has owned the team.

MOST CONSECUTIVE WINNING SEASONS (Since 1970 merger)

San Francisco 49ers (1983-98)	16
Dallas (1970-85)	16
New England (2001-13)	13
Oakland (1970-80)	11

MOST 9-WIN SEASONS SINCE 2001

The Patriots are the only team in the NFL to have recorded nine or more wins in each of the last 13 seasons.

MOST SEASONS OF 9+ WINS SINCE 2001

New England	13
Indianapolis	11
Baltimore	9
Green Bay	9
Philadelphia	9
Pittsburgh	9

PATRIOTS WIN 10+ FOR THE 11th STRAIGHT YEAR

New England reached at least 10 regular-season wins for the 11th consecutive season in 2013. San Francisco (16) is the only other team to accomplish the feat.

MOST SEASONS OF 10+ WINS SINCE 2001

Team	Years	Consecutive Seasons With 10+ Wins
San Francisco	1983-1998	16
New England	2003-13	11

PATRIOTS NEAR THE TOP WITH 28 WINNING SEASONS SINCE THE NFL MERGER

The Patriots have 28 winning seasons since the 1970 merger.

MOST WINNING SEASONS THE 1970 MERGER

1. Pittsburgh	31
2. Dallas	29
Miami	29
4. New England	28
5. Minnesota	27
6. Denver	26
San Francisco	26

PATRIOTS EARN NUMBER TWO SEED IN AFC PLAYOFF FIELD IN 2013

With the New England Patriots' 34-20 victory over Buffalo (12/29/13) in the 2013 season finale, the Patriots earned the number two seed in the AFC playoff field. The Patriots have advanced to the Super Bowl in four of the six seasons (1978, 1996, 2001, 2004, 2011, and 2013) that they have earned the two seed, winning in two (2001 and 2004) of those three appearances.

PATRIOTS SET NFL MARK FOR MOST FIRST-ROUND BYES; BECOME FIRST AFC TEAM TO EARN FOUR STRAIGHT

The Patriots earned a first-round bye in the 2013 NFL playoffs and lead the NFL with nine first-round byes since the current NFL playoff format was instituted in 1990. The Patriots earned a first-round bye for the fourth consecutive season, becoming the third NFL team to record four straight byes and the first AFC team to do so, joining Dallas and San Francisco, who did so from 1992 through 1995.

MOST SEASONS EARNING A BYE SINCE 12-TEAM PLAYOFF FORMAT IN 1990

New England	9
Pittsburgh	8
San Francisco	8
Denver	6

PATRIOTS EARNED ANOTHER FIRST-ROUND BYE

The Patriots secured a first round playoff bye for the eighth time since 2001—a quantity unmatched by any team in the NFL in the last 13 years. During that time, the Chicago Bears and Pittsburgh Steelers have locked up a bye four times and the Indianapolis Colts and Philadelphia Eagles have earned a first-round pass three times.

MOST SEASONS EARNING A BYE SINCE 2001

New England	8
Chicago	4
Pittsburgh	4
Atlanta	3
Indianapolis	3
Philadelphia	3



PATRIOTS

2013 Team Notes

2013 NOTES OF INTEREST

BILL BELICHICK

- ★ Bill Belichick (218) moved past Hall of Famer Chuck Noll (209) into fifth place all time on the NFL wins list with the Patriots 30-27 win against New Orleans (10/13/13). Curly Lambeau is in fourth place with 229 career wins.
- ★ Belichick (19) needs one more postseason victory to break a tie with Don Shula (19) for second place in postseason wins, behind Tom Landry (20) for most playoff wins by a head coach.
- ★ Belichick has five conference titles and needs one more to match Don Shula, who led his teams to six Super Bowls.
- ★ Belichick has led the Patriots to 13 consecutive winning records (2001-13), third all time behind 20 by Tom Landry (1966-85) followed by 14 by Curly Lambeau (1934-47).

TOM BRADY

- ★ Tom Brady has 59 career 300-yard games and ranks fifth all-time for most 300-yard games and third among active players.
- ★ Brady (4,343) reached 4,000 passing yards in 2013 for the sixth time in his career. He joins Dan Marino (6), Brett Favre (6), Drew Brees (8) and Peyton Manning (13) as the only players to have at least five seasons with 4,000 passing yards.
- ★ Brady led the Patriots to his 148th career regular-season win to move into a tie with Hall of Famer John Elway for third on the all-time win list among starting quarterbacks.

JULIAN EDELMAN

- ★ Julian Edelman finished with 105 receptions in 2013 to join Wes Welker (2007-09, 11-12) and Troy Brown (2001) as the only Patriots players to reach 100 receptions in a season. Edelman averaged 6.4 receptions per game in 2013.
- ★ Edelman finished with 1,056 receiving yards in 2013 to become the 10th Patriots player to register a 1,000-yard season.

ROB NINKOVICH

- ★ Rob Ninkovich has 11 fumble recoveries over the last four seasons (2010-13), the most of any player in the NFL over that time. Vince Wilfork is second with seven.
- ★ Ninkovich is the first Patriots player with back-to-back seasons with at least eight sacks (8 in 2012 and 12 in 2013) since Willie McGinest in 1995 (11) and 1996 (9.5). He is the only player to accomplish the feat during Belichick's tenure as head coach in New England.

STEPHEN GOSTKOWSKI

- ★ Stephen Gostkowski set the franchise record for most points in a season with 158 total points in 2013.
- ★ Gostkowski broke his own franchise record with 38 field goals in 2013. He originally set the record with 36 field goals in 2008.

PATRIOTS 2013 CAPTAINS

The Patriots team captains were elected by their teammates. Quarterback Tom Brady and G Logan Mankins were the offensive captains. Defensive lineman Vince Wilfork and LB Jerod Mayo were the defensive captains. Wide receiver Matthew Slater was the special teams captain. Brady was chosen as a captain for the 12th straight season. Wilfork was a captain for the sixth straight season, while Mayo served as a captain for a fifth season. Mankins and Slater were captains for a third time.

Following the season-ending injuries to Wilfork and Mayo, DB Devin McCourty and DL Rob Ninkovich were named defensive captains. McCourty previously served as a captain in 2011 and 2012. Ninkovich was a first-time captain.

PATRIOTS HAVE BEST NFL RECORD SINCE 2003

The Patriots record of 138-38 (.784) since 2003 is the best in the NFL. Over that period, only four NFL teams have posted a winning percentage of .600 or better.

TEAM	BEST RECORD SINCE 2003			
	W	L	T	PCT.
New England	138	38	0	.784
Indianapolis	123	53	0	.699
Pittsburgh	111	65	0	.631
Green Bay	106	69	1	.605
Baltimore	105	71	0	.597

PATRIOTS 2014 OPPONENTS

In addition to playing each of the other AFC East opponents twice, the Patriots will play one game against each of the AFC West and NFC North teams in 2014. As the first-place team in the AFC East, the Patriots will play the first-place team of the AFC North (Cincinnati) and AFC South (Indianapolis).

HOME	AWAY
Buffalo.....	Buffalo
Miami.....	Miami
N.Y. Jets.....	N.Y. Jets
Denver.....	San Diego
Oakland.....	Kansas City
Chicago.....	Green Bay
Detroit.....	Minnesota



PATRIOTS

2013 Team Notes

2013 HONORS AND AWARDS

RB LeGARRETTE BLOUNT

★ AFC Offensive Player of the Week (Wk. 17 vs. Buffalo)

QB TOM BRADY

★ AFC Offensive Player of the Week (Wk. 12 vs. Denver)

★ Pro Bowl

WR JULIAN EDELMAN

★ *USA Today* All-Joe Team

K STEPHEN GOSTKOWSKI

★ AFC Special Teams Player of the Month (October)

★ Pro Bowl

DE CHANDLER JONES

★ AFC Defensive Player of the Month (November)

G LOGAN MANKINS

★ Pro Bowl

★ Associated Press All-Pro: Second Team

★ PFWA All-AFC Team

S DEVIN McCOURTY

★ Associated Press All-Pro: Second Team

DE ROB NINKOVICH

★ *USA Today* All-Joe Team

WR MATTHEW SLATER

★ Pro Bowl (special teams)

★ PFWA All-AFC Team

CB AQIB TALIB

★ Associated Press All-Pro: Second Team

★ Pro Bowl

PATRIOTS EXTEND STREAK TO 15 STRAIGHT WINS OVER AFC EAST FOES AT HOME

The Patriots won their 15th straight game at home against AFC East opposition with the 34-20 win vs. Buffalo on Dec. 29, 2013. The last time the Patriots lost a home game against an AFC East opponent was on Nov. 13, 2008, when the New York Jets left Gillette Stadium with a 34-31 overtime win. The Patriots are now 31-5 against the AFC East at Gillette Stadium.

MOST CONSECUTIVE HOME WINS AGAINST DIVISION OPPONENT SINCE 1970

TEAM	YEARS	STREAK
Green Bay	1994-98	18
Buffalo	1988-92	17
Dallas	1991-95	16
Miami	1971-75	16
New England	2009-present	15

PATRIOTS HAVE MOST REGULAR SEASON WINS AMONG ORIGINAL 8 AFL TEAMS

The Patriots have the most regular season wins among the original eight AFL teams.

OVERALL VICTORY TOTAL OF ORIGINAL AFL TEAMS (REGULAR SEASON)

TEAM	W	L	T
New England Patriots	438	372	9
Oakland Raiders	434	375	11
Denver Broncos	432	378	10
Kansas City Chiefs	415	393	12
San Diego Chargers	408	401	11
Tennessee Titans	399	415	6
Buffalo Bills	376	435	8
New York Jets	373	439	8

PATRIOTS HAVE MOST WINS OVERALL AMONG ORIGINAL 8 AFL TEAMS

The Patriots have the most regular season wins among the original eight AFL teams.

OVERALL VICTORY TOTAL OF ORIGINAL AFL TEAMS (REGULAR AND POSTSEASON)

TEAM	W	L	T
New England Patriots	463	391	9
Oakland Raiders	459	393	11
Denver Broncos	452	396	10

PATRIOTS FINISH WITH THREE RECEIVERS OVER 100 YARDS FOR THE FIRST TIME IN TEAM HISTORY VS. PITT IN 2013

The Patriots had three receivers with 120 or more receiving yards and a touchdown, as Rob Gronkowski (9-143-1), Aaron Dobson (5-130-2) and Danny Amendola (4-122-1) did so vs. Pittsburgh on Nov. 3, 2013. It is the third time in NFL history that a team has had three receivers top the 120 yard mark and score a touchdown in a game. The Dallas Cowboys achieved the feat in their 51-48 loss to the Denver Broncos on Oct. 6, 2013. In that game, the Cowboys' Terrence Williams (4-151-1), Dez Bryant (6-141-2) and Jason Witten (7-121-1) all had 120 or more yards and a touchdown. The only other time in NFL history that a team had such an accomplishment was the Houston Oilers on Nov. 19, 1961 against the New York Titans. In that game, the Oilers' Bill Groman (5-152-3), Charley Hennigan (8-123-1) and Billy Cannon (7-122-3) had 120 or more yards to go along with a touchdown as the Oilers beat New York 49-13.

PATRIOTS 55 POINTS AND 610 TOTAL YARDS ARE THE MOST EVER AGAINST PITTSBURGH

The 55 points and the 610 total yards by the Patriots vs. Pittsburgh on Nov. 3, 2013 are the most ever against the Steelers in their 81-year history. Pittsburgh gave up 54 points in a 1985 loss at San Diego and 559 yards in 1988 at Cincinnati.

FIVE OF THE SEVEN MEMBER 2013 DRAFT CLASS STARTED AT LEAST ONE GAME

Third-round draft pick DB Duron Harmon started at safety in place of the injured Steve Gregory at Carolina on Nov. 18. He joined LB Jamie Collins (second round), WR Aaron Dobson (second round), CB Logan Ryan (third round) and WR Josh Boyce (fourth round) as the fifth member of the seven-man draft class to earn a starting assignment.

PATRIOTS DID NOT COMMIT A PENALTY AT CINCINNATI AND AT HOUSTON

The Patriots played a penalty free game against Cincinnati on Oct. 6 and at Houston on Dec. 1. It is the fourth and fifth time in team history that the team did not commit a penalty in a game and the first time that the Patriots have done so twice in the same season.



PATRIOTS

2013 Team Notes

PATRIOTS COMPLETE BIGGEST COMEBACK IN TEAM HISTORY

The Patriots came back from a 24-point deficit to defeat the Broncos 34-31 in overtime in a Sunday Night Football matchup on Nov. 24, 2013, marking the largest comeback win in team history. The Patriots trailed the Broncos 24-0 at halftime. New England's previous best comeback win was from 23 points down on Sept. 16, 1984, when the Patriots came back from a 23-0 deficit to win 38-23 vs. Seattle on Sept. 16, 1984. The Patriots came back from 22 points down to win at the New York Giants, 23-22, on Dec. 21, 1996. The Patriots have come from 21 points down to win four times, most recently on Jan. 1, 2012 against Buffalo.

TWO PLAYERS WITH 10 RECEPTIONS

Julian Edelman had 13 receptions and Danny Amendola had 10 receptions at Miami on Dec. 15, 2013. It is the fourth time in team history the Patriots had a game with two players that reached 10 receptions.

Games with at least two players with 10 receptions

Dec. 15, 2013 at Miami
Julian Edelman (13) and Danny Amendola (10)

Dec. 16, 2012 vs. San Francisco

Brandon Lloyd (10) and Aaron Hernandez (10)

Sept. 14, 2009 vs. Buffalo

Randy Moss (12) and Wes Welker (12)

Nov. 14, 1994 vs. Minnesota

Ben Coates (10), Leroy Thompson (11) and Michael Thompson (10)

TOM BRADY IS HOT WHEN IT IS COLD

Tom Brady is 26-5 as a starting QB when the game-time temperature is 32 degrees or lower, throwing 53 touchdowns and just 22 interceptions. The Patriots had two games in 2013 with temperatures 30 degrees or colder. It was 22 degrees at kickoff in the win vs. Denver on Nov. 24 and 30 degrees in the win vs. Cleveland on Dec. 8.

COLDEST REGULAR-SEASON HOME GAME IN GILLETTE STADIUM HISTORY

The temperature at kickoff was 22 degrees, making the Broncos game on Nov. 24, 2013 the coldest regular season home game in Gillette Stadium history. It is the coldest Patriots home game since Dec. 26, 1993 vs. Indianapolis at Foxboro Stadium when the temperature was 19 degrees. The Patriots won that game 38-0. The coldest game ever at Gillette Stadium was the 2003 AFC Divisional Playoff game vs. Tennessee, when the Patriots beat the Titans 17-14 in temperature of 4 degrees with a wind chill of -10.

COLDEST NOVEMBER GAME IN TEAM HISTORY

The game against Denver on Nov. 24, 2013 was the coldest November game in team history at 22 degrees. The previous coldest was Nov. 22, 1987 vs. Indianapolis in 26 degrees in Sullivan Stadium. The Patriots won that game, 24-0.

PATRIOTS HOLD BRONCOS PASS OFFENSE TO 132 YARDS

The Patriots held the Broncos' pass offense to 132 net yards, despite Denver coming into the game averaging an NFL-best 350.4 passing yards per game on Nov. 24, 2013. New England's passing attack totaled 324 net yards, ahead of its average of 237.1 net passing yards heading into the game.

TOP 10 OFFENSE IN 2013

The Patriots offense finished seventh in the NFL with 384.5 yards per game in 2013. The Patriots offense has finished in the top 10 for seven straight seasons. Since the 1970 merger, the Patriots offense has finished in the top 10 a total of 17 times, including eight times under Bill Belichick.

Year	Rank
2013	7 (384.5)
2012	1 (427.9)
2011	2 (428.0)
2010	8 (363.8)
2009	3 (397.3)
2008	5 (365.4)
2007	1 (411.3)

TOP OFFENSE

The Patriots have finished in the top-10 in offense for seven straight seasons (2007-13), second only to the eight straight by New Orleans (2006-13). The last team to finish in the top-10 for nine straight seasons was Indianapolis (1999-2007).

The NFL record for the most seasons finishing in the top-10 in offense since the merger in 1970 is the San Francisco 49ers with 15 (1982-96).

PATRIOTS NEAR THE TOP WITH 28 WINNING SEASONS SINCE THE NFL MERGER

The Patriots have 28 winning seasons since the 1970 merger.

MOST WINNING SEASONS SINCE THE 1970 MERGER

1. Pittsburgh	31
2. Dallas	29
3. Miami	29
4. New England	28
5. Minnesota	27
6. Denver	26
San Francisco	26

PATRIOTS REACH 6,000 TOTAL YARDS FOR FIFTH TIME IN TEAM HISTORY

The Patriots finished seventh in the NFL with 6,152 total yards in 2013. It is the fifth time in team history and third straight season that the Patriots reached 6,000 yards in a season.

Patriots Most Total Net Yards/Season

6,848 in 2011
6,846 in 2012
6,580 in 2007
6,357 in 2009
6,152 in 2013

CLOSING TIME - SCORING WAS GOOD IN THE FOURTH QUARTER IN 2014

The Patriots scored 178 fourth quarter points in 2013, the most in team history. The previous best was 161 fourth quarter points in 2012.

4th Quarter Points, Patriots History

Year	Total Points
2013	178
2012	161

PATRIOTS PERFECT AT HOME IN 2013

The Patriots finished with a perfect 8-0 regular-season record at Gillette Stadium for the sixth time in team history (2003, 2004, 2007, 2009, 2010 and 2013). Cincinnati and New Orleans were the only other teams in 2013 to finish undefeated at home.



2014

What To Watch For

BILL BELICHICK

ONE MORE WIN

Bill Belichick (199) needs one more regular-season win to become just the sixth NFL head coach with at least 200 career wins in the regular season, joining Don Shula (328), George Halas (318), Tom Landry (250), Curly Lambeau (226) and Marty Schottenheimer (200).

WINNING SEASONS

Belichick (13 straight winning seasons) needs one more winning season to tie Curly Lambeau (14) for the second-most consecutive winning seasons all time, trailing only Tom Landry with 20.

MOVING ON UP

Belichick (218 career wins) needs 12 wins to move past Curly Lambeau (229) and move into fourth place on the NFL's all-time list.

POSTSEASON SUCCESS

Belichick (19 playoff wins) needs one more playoff win as a head coach to break a tie with Don Shula (19) and move into a first-place tie with Tom Landry (20) for most postseason wins as a head coach.

SUPER STATUS

Bill Belichick needs to reach one more Super Bowl as a head coach to tie Don Shula for the most conference title with six.



200 WINS

The 2014 season opener at Miami will be Bill Belichick's 305th regular-season contest as a head coach. Belichick looks

to become the fourth-fastest coach in NFL history to reach the 200 regular-season win plateau:

NUMBER OF GAMES TO 200 REG. SEASON WINS

282	Don Shula
288	George Halas
300	Curly Lambeau
319	Tom Landry
327	Marty Schottenheimer

TOM BRADY

CLIMBING THE LIST

Tom Brady (148 regular-season wins) needs one more win to move out of a third-place tie with John Elway (147) to stand alone in third place for most career wins as a starting quarterback.

TOUCHDOWN TOM

Brady enters 2014 in fifth place for most career touchdown passes with 359 and needs one more TD pass to become the fifth NFL player to ever reach 360 career touchdown passes.

300-YARD GAMES

Brady enters the 2014 season in fifth place all-time with 59 career 300-yard passing games. Brett Favre (62), Dan Marino (63), Drew Brees (78) and Peyton Manning (84) are the only quarterbacks in front of him.

30 TD PASSES

If Brady reaches 30 or more touchdowns passes in 2014, he will become just the fourth player in NFL history with at least 30 or more touchdown passes in five seasons.

4,000-YARD PASSING SEASON

If Brady reaches 4,000 passing yards in 2014, he will be just the third player in NFL history with at least seven 4,000-yard passing seasons.

50,000 CAREER PASSING YARDS

Brady (49,149) is 7th all-time in passing yards and needs 177 passing yards to move past Warren Moon (49,325) into sixth place all-time and needs 851 yards to become the sixth NFL player to reach 50,000 passing yards.

PLAYER OF THE WEEK

Brady (24) needs two more AFC Offensive Player of the Week honors to tie Peyton Manning (26) for the most player of the week honors in NFL history.

LEAGUE LEADER

Brady has led the league in touchdown passes three times in his career and can tie Drew Brees, Len Dawson, Brett Favre, Johnny Unitas and Steve Young (4) for the most seasons leading the league in touchdown passes



2014

What To Watch For

JULIAN EDELMAN

TOP-FLIGHT RETURNER

Edelman has returned 107 punts for 1,317 yards during his career. He is first in team history and tied for fourth in NFL history with a 12.3 average.

HIGHEST PUNT RETURN AVERAGE IN THE NFL (75 Returns)

Player	Punt Rt Avg.	Year
George McAfee (Chicago)	12.8 (112-1,431)	(1940-41, 45-50)
Jack Christiansen (Detroit)	12.8 (85-1,084)	(1951-58)
Claude Gibson (SD, OAK)	12.6 (110-1,381)	(1961-65)
Julian Edelman (NE)	12.3 (107-1,317)	(2009-present)
Devin Hester (CHI, ATL)	12.3 (264-3,241)	(2006-present)
Bill Dudley (PITT, DEN, WAS)	12.2 (124-1,515)	(1942-53)
Dexter McCluster (KC)	12.1 (79-959)	(2010-present)
Rick Upchurch (DEN)	12.1 (248-3,008)	(1975-83)

STEPHEN GOSTKOWSKI

NFL SCORING LEADER #1

Stephen Gostkowski has led the NFL in scoring in each of the last two seasons (2012-13). He can become just the fifth NFL player to lead the NFL in scoring in at least three consecutive seasons, joining Don Hutson (1940-44), and Gino Cappelletti (1963-66), Pat Harder (1947-49) and Paul Hornung (1959-61).

NFL SCORING LEADER #2

If Stephen Gostkowski leads the NFL in scoring in 2014, he will join Don Hutson (5) and Gino Cappelletti (5) as the only NFL players to lead the NFL in scoring in at least four seasons.

KICKING INTO THE RECORD BOOKS

Gostkowski (1,023) needs 136 points to become the Patriots all-time leader and move past Adam Vinatieri (1,158). He needs 108 points to pass Gino Cappelletti (1,130) for second all-time.

ROB GRONKOWSKI

TOP-10 IN POINTS SCORED

Gronkowski (258 points scored) needs 19 points to move into the top-10 in points scored in Patriots history.

ALL-TIME TDS

Gronkowski (43 touchdowns) is seventh all-time in Patriots touchdowns and needs four more TDs to move past Jim Nance into fifth place all-time in team history.

RECEPTIONS

STREAK

50

Gronkowski enters 2014 with a streak of 50 consecutive receptions in regular season games.

LONGEST CURRENT STREAKS OF CONSECUTIVE GAMES WITH A RECEPTION BY TIGHT ENDS

211 Tony Gonzalez (Kansas City and Atlanta)
88 Owen Daniels (Houston)
87 Jason Witten (Dallas)
81 Heath Miller (Pittsburgh)
50 Rob Gronkowski

JEROD MAYO

LEADING TACKLER

Jerod Mayo is currently tied with Vincent Brown at five years leading the team in tackles. He needs one more 100-tackle season to tie Fred Marion (6) for the all-time lead.

2014 NOTES



PATRIOTS

Sustaining Success

PATRIOTS ARE MOST FREQUENT SUPER BOWL TEAM OVER LAST 30 YEARS

The Patriots have won seven conference championships since the 1985 season and have more conference titles than any other team over the last 30 years (since 1983). Additionally, the Patriots' six conference titles over the last 25 years are two more than the next closest team and New England's six conference championships in the last 20 years are also more than any other team. New England also has more conference titles over the last 15 years (5) than any other team and trails only Pittsburgh (3) for the most conference titles over the last 10 years (2) of any NFL team.

Most Conference Championships in Last 7 Years (2007-2013)

New England	2
Pittsburgh	2
N.Y. Giants	2
8 Other Teams	1

Most Conference Championships in Last 10 Years (2004-2013)

Pittsburgh	3
New England	2
Indianapolis	2
N.Y. Giants	2
Seattle	2
8 Other Teams	1

Most Conference Championships in Last 15 Years (1999-2013)

New England	5
Pittsburgh	3
N.Y. Giants	3
Seattle	2
Indianapolis	2
St. Louis Rams	2
Baltimore	2

Most Conference Championships in Last 20 Years (1994-2013)

New England	6
Pittsburgh	4
Green Bay	3
N.Y. Giants	3
5 Other Teams	2

Most Conference Championships in Last 25 Years (1989-2013)

New England	6
Buffalo	4
N.Y. Giants	4
Pittsburgh	4
San Francisco	4
Dallas	3
Green Bay	3

Most Conference Championships in Last 30 Years (1984-2013)

New England	7
Denver	6
N.Y. Giants	5
San Francisco	5
Buffalo	4
Pittsburgh	4
Dallas	3
Green Bay	3

WHAT HAVE YOU DONE FOR ME LATELY?

Since the 2010 season, the Patriots have maintained their spot atop the NFL in terms of regular season winning percentage and regular season points scored. Since the beginning of the 2010 season, the Patriots have the NFL's highest winning percentage and have scored the most points in the NFL. The Patriots also have the NFL's highest winning percentage since 2011 and have scored the most points since 2011.

HIGHEST WINNING PERCENTAGE SINCE 2010

TEAM	W	L	T	PCT.	PF	PA
New England	51	13	0	.797	2032	1324
Green Bay	44	19	1	.695	1798	1363
San Francisco	42	21	1	.664	1488	1120
Baltimore	42	22	0	.656	1453	1232
New Orleans	42	22	0	.656	1806	1404
Atlanta	40	24	0	.625	1588	1380
Pittsburgh	40	24	0	.625	1415	1143
Seattle	38	26	0	.594	1460	1198
Denver	38	26	0	.594	1740	1549

HIGHEST WINNING PERCENTAGE SINCE 2011

TEAM	W	L	T	PCT.	PF	PA
New England	37	11	0	.771	1514	1011
San Francisco	36	11	1	.760	1183	774
Green Bay	34	13	1	.719	1410	1123
Denver	34	14	0	.708	1396	1078
New Orleans	31	17	0	.646	1422	1097
Seattle	31	17	0	.646	1150	791
Baltimore	30	18	0	.625	1096	962
Cincinnati	30	18	0	.625	1165	948

HIGHEST WINNING PERCENTAGE SINCE 2012

TEAM	W	L	T	PCT.	PF	PA
Denver	26	6	0	.813	1087	688
New England	24	8	0	.750	1001	669
Seattle	24	8	0	.750	829	476
San Francisco	23	8	1	.734	803	545
Indianapolis	22	10	0	.688	748	723
Cincinnati	21	11	0	.656	821	625
Green Bay	19	12	1	.609	850	764
Carolina	19	13	0	.594	723	604
New Orleans	18	14	0	.563	875	758

MOST POINTS SCORED SINCE 2010

Team	Points
New England	2032
New Orleans	1806
Green Bay	1798
Denver	1740
Detroit	1603
San Diego	1593
Atlanta	1588
Dallas	1578

MOST POINTS SCORED SINCE 2011

Team	Points
New England	1514
New Orleans	1422
Green Bay	1410
Denver	1396
Detroit	1241
Dallas	1184
San Francisco	1183
Atlanta	1174
Chicago	1173

MOST POINTS SCORED SINCE 2012

Team	Points
Denver	1087
New England	1001
New Orleans	875
Green Bay	850
Seattle	829
Cincinnati	821
Chicago	820
Dallas	815
San Francisco	803



INSIDE

The Numbers

BY THE NUMBERS

.0096

The Patriots were losing 24-0 at halftime vs. Denver before rallying for a 34-31 overtime win in 2013. Teams are 6-617 in games trailing by at least 24 at halftime for a winning percentage of .0096.

0

The Patriots defense held Saints TE Jimmy Graham without a catch in Week 6. Graham entered the game averaging 118.6 yards per game.

1:56

Stephen Gostkowski has two game-winning field goals in overtime, (vs. Denver (11/14/13) and vs. Baltimore, (10/17/10), with both coming with 1:56 remaining in overtime.

2

Rookie free agent WR Kenbrell Thompkins caught two touchdown passes vs. Tampa Bay (9/22/13) to become the first rookie free agent to catch two touchdown passes in a game since Blair White of Indianapolis in 2010.

2

Stephen Gostkowski kicked two 53-yard field goals in the win at Houston on Dec. 1. He is the only Patriots player to kick two 50-yard field goals in the same game. He also had two 50-yard field goals vs. Arizona on Sept. 16, 2012.

2

Stephen Gostkowski executed a successful onside kick in a victory vs. Cleveland (12/8/13) for only the second time in team history. The first came when Jim Lee Hunt recovered a Gino Cappelletti kick at the end of the first half in a 26-10 win vs. the NY Jets (9/27/64.)

3

The Patriots own the top three totals in NFL history for most ball control plays from scrimmage with 1,199 in 1994, 1,191 in 2012 and 1,187 in 1995.

4

Julian Edelman (13) and Danny Amendola (10) each had 10 or more receptions at Miami on Dec. 15, 2013. It is the fourth time in team history that the Patriots had at least two players finish with at least 10 receptions in the same game.

9

Logan Mankins is one of nine Patriots offensive lineman in team history to play at least ten seasons, joining Bruce Armstrong (14), John Hannah (13), Pete Brock (12), Tommy Neville (12), Matt Light (11), Jon Morris (11), Stephen Neal (10) and Lennie St. Jean (10).

11

Rookie Logan Ryan returned his first career interception 79 yards for a touchdown at the NY Jets (10/20) to become the 11th Patriots player to return his first career pick for a touchdown.

13

The Patriots have compiled a winning record in 13 consecutive seasons and are the third team in NFL history to have 13 straight winning seasons since the 1970 merger.

15

The number of consecutive home wins against AFC East opponents after the 34-20 win vs. Buffalo (12/29/13).

24

Stephen Gostkowski has kicked 24 straight fourth-quarter field goals entering 2014.

24

The Patriots came back from a 24-point deficit to defeat Denver 34-31 on Nov. 24, 2013, the largest comeback win in team history.

1,379

The number of total snaps by Ryan Wendell in 2012 (1,231 offense and 148 on special teams), to lead the NFL.

TOM BRADY BY THE NUMBERS

5

Brady is tied with John Elway as the only quarterback to lead his team to five conference titles. Brady needs to play in one more Super Bowl to match DL Mike Lodish for the most Super Bowls played. Lodish played in six (four with Buffalo and two with Denver).

8

Brady tied an NFL record with his eighth start in a Conference Championship Game in 2013, joining Charlie Waters and Jack Reynolds.

TOM BRADY BY THE NUMBERS (continued)

11

The number of division championships by Tom Brady, the most division titles ever by a quarterback. Peyton Manning is second with 10.

14

The longest streak of consecutive pass completions by Brady in a regular season game (Dec. 27, 2009 vs. Jacksonville).

14

Brady set a Super Bowl record with 16 straight pass completions in Super Bowl XLVI vs. the New York Giants.

41

The number of times Brady has led his team to victory following a fourth-quarter deficit or tie, including five times in 2013 when he led the team to a win at Buffalo, vs. New Orleans, vs. Denver, at Houston and vs. Cleveland.

86.5

Brady is 45-7 in his career in December and has the best win percentage in December for any quarterback since the merger in 1970.

94.7

The percent of quarterback keepers converted by Brady (90 of 95) for first downs (67-of-69 on third-and-2 or less and 23 of 26 on fourth-and-2 or less).

6,424

Tom Brady is second in NFL history with 6,424 passing yards in the postseason, behind just Peyton Manning (6,589).

THE KRAFT ERA

3

The number of Super Bowl championships the Patriots have won since Robert Kraft purchased the team in 1994. That mark is the highest total in the NFL over that span.

6

The number of conference championships the Patriots have won since Robert Kraft purchased the team in 1994. That mark is the highest total in the NFL over that span. Pittsburgh is second with four conference titles since 1994.

13

The number of division championships won by the Patriots since Kraft purchased the team in 1994.

15

The number of playoff seasons earned by the Patriots in the 20 seasons since Robert Kraft purchased the team.

33

The number of playoff games the Patriots have appeared in since 1994, the most in the NFL. Green Bay has the second most with 29.

216

The number of consecutive home games that have been sold out, including all playoff and preseason games dating back to the 1994 season opener.

238

The number of games the Patriots have won since Robert Kraft purchased the franchise in 1994. Prior to Kraft's ownership, the team had won 225 total games in its entire history from 1960-93.

THE BELICHICK ERA

1

Bill Belichick needs one more regular season win to become the sixth NFL head coach to win 200 regular-season games.

4

Bill Belichick is the first coach to lead his team to four 500-point seasons (2007, 2010, 2011, 2012).

5

Bill Belichick is fifth all-time in wins with 218. Curly Lambeau is fourth with 229 career wins.

8

Belichick has been a part of eight Super Bowls overall, including five as a head coach and three as an assistant coach.


11

The number of 11-win seasons by Bill Belichick, second to Don Shula's 13.



BILL BELICHICK

NEWS & NOTES



20TH SEASON AS HEAD COACH • 40TH NFL SEASON

Overall Record: 218-114 (.657) • **Regular Season:** 199-105 (.655) • **Postseason:** 19-9 (.679)

With Patriots overall (2000-13): 181-69 (.724)

Super Bowl Titles: 5 (86, 90, 01, 03, 04) • **Conf. Titles:** 8 (86, 90, 96, 01, 03, 04, 07, 11)

Division Titles: 18 (75, 78, 86, 89, 90, 96, 98, 01, 03, 04, 05, 06, 07, 09, 10, 11, 12, 13)

Bill Belichick is the only head coach in NFL history to win three Super Bowl titles in a four-year span. He has won more regular season games (123) and more games overall (136) during a 10-year stretch (2002-2011) than any other coach in NFL history. In the 2007 season, Belichick led the Patriots to the fourth undefeated and untied regular season in NFL history and the first since the NFL established a 16-game schedule in 1978.

AMONG THE GREATS

Bill Belichick has recorded 218 career wins, which is 5th all-time in NFL history. Belichick owns a career winning percentage of .657, which is third all-time, behind George Halas (.682) and Don Shula (.667).

TOP WINNING PERCENTAGE AMONG HEAD COACHES WITH AT LEAST 160 WINS (INCL. POSTSEASON)

HEAD COACH	TEAM(S)	YEARS	W	L	T	PCT.
George Halas	CHI	1920-29,33-41,46-55,58-67	324	151	31	.682
Don Shula	BAL/MIA	1963-95	347	173	6	.667
BILL BELICHICK	CLE/NE	1991-95,00-13	218	114	0	.657
Curly Lambeau	GB/CHI/WAS	1921-53	229	134	22	.630

NOTE: Winning percentage calculated using current NFL rules, counting a tie as a half-win, half-loss.

MOVING ON UP

Bill Belichick won his 201st career game last season (10/13 vs. New Orleans) to move past Hall of Famer Chuck Noll into fifth place on the NFL wins list

MOST WINS NFL COACHES

HEAD COACH	TEAM(S)	YEARS	W	L	T
Don Shula	BAL/MIA	1963-95	347	173	6
George Halas	CHI	1920-29, 33-41, 46-55, 58-67	324	151	31
Tom Landry	DAL	1960-88	270	178	6
Curly Lambeau	GB/CHI/WAS	1921-53	229	134	22
BILL BELICHICK	CLE/NE	1991-95,00-13	218	114	0

NOTE: Winning percentage calculated using current NFL rules, counting a tie as a half-win, half-loss.

BELICHICK EXTENDED STREAK TO 13TH STRAIGHT WINNING RECORD

Bill Belichick has led the Patriots to a winning record for 13 consecutive seasons (2001-2013). The only other NFL coach to have at least 10 consecutive winning seasons with one team since the 1970 merger was Tom Landry, who led the Dallas Cowboys to 16 consecutive winning seasons (1970-1985).

13 STRAIGHT WINNING SEASONS THIRD ALL TIME

Bill Belichick has now led the Patriots to 13 straight winning seasons (2001-2013). Belichick's 13 straight winning seasons are third all-time, behind 20 by Landry (1966-85) and 14 by Curly Lambeau with Green Bay (1934-47).

MOST CONSECUTIVE SEASONS WITH A WINNING RECORD

HEAD COACH	TEAM	YEARS
Tom Landry	Dallas	20 - 1966-1985
Curly Lambeau	Green Bay	14 - 1934-1947
BILL BELICHICK	NEW ENGLAND	13 - 2001-2013
Curly Lambeau	Green Bay	12 - 1921-1932
George Halas	Chicago	10 - 1933-1942
John Madden	Oakland	10 - 1969-1978

BELICHICK ADDED TO HIS RECORD 11 STRAIGHT SEASONS OF 10 WINS

Bill Belichick has coached the Patriots to 11 straight seasons with 10 or more wins after reaching his 10th win of the 2013 season vs. Cleveland on Dec. 8, adding to his NFL record streak. In 2011, Belichick became the first coach in NFL history with nine straight seasons with at least 10 victories. George Seifert has the second most consecutive 10-win seasons with eight from 1989-1996 for San Francisco.

WHAT TO

WATCH FOR

199

Bill Belichick (199) needs one more regular-season win to become just the sixth NFL head coach with at least 200 career wins in the regular season, joining Don Shula (328), George Halas (318), Tom Landry (250), Curly Lambeau (226) and Marty Schottenheimer (200).



BILL BELICHICK

NEWS & NOTES

BELICHICK FIRST IN NFL HISTORY WITH 13-PLUS WINS IN FIVE DIFFERENT SEASONS

Bill Belichick is the first head coach in NFL history with 13 or more wins in five different seasons.

2003	14-2
2004	14-2
2007	16-0
2010	14-2
2011	13-3

ELITE COMPANY

Bill Belichick is one of nine NFL head coaches to win three or more championships since the league began postseason play in 1933, but the only one to win three in four years. Belichick joined an exclusive club in which each of the eight other members has been enshrined in the Pro Football Hall of Fame.

HEAD COACHES WITH THREE OR MORE NFL TITLES (Listed alphabetically)

HEAD COACH	CHAMPIONSHIP TEAM(S)
Bill Belichick	Patriots (SB XXXVI, XXXVIII, XXXIX)
Paul Brown	Cleveland Browns (1950, 54, 55)
Weeb Ewbank	Baltimore Colts, N.Y. Jets (1958, 59, SB III)
Joe Gibbs	Washington Redskins (SB XVII, XXII, XXVI)
George Halas	Chicago Bears (1921, 33, 40, 41, 46, 63)
Curly Lambeau	Green Bay Packers (1929, 30, 31, 36, 39, 44)
Vince Lombardi	Green Bay Packers (1961, 62, 65, SB I, II)
Chuck Noll	Pittsburgh Steelers (SB IX, X, XIII, XIV)
Bill Walsh	San Francisco 49ers (SB XVI, XIX, XXIII)

BELICHICK'S PATRIOTS RENAISSANCE

Once head coach Bill Belichick implemented his coaching design on the Patriots, his approach has given him the best record of any NFL head coach who has coached over 40 games since 2001 (including the postseason).

NFL COACHES' RECORDS SINCE 2001

COACH	TEAM	W	L	T	PCT.
Bill Belichick	New England	176	58	0	.752
Jim Harbaugh	San Francisco	41	14	1	.741
Tony Dungy	Tampa Bay/Indianapolis	101	41	0	.711
Bill Cowher	Pittsburgh	70	35	1	.665
Sean Payton	New Orleans	79	43	0	.653
John Harbaugh	Baltimore	71	38	0	.651
Mike McCarthy	Green Bay	88	50	1	.637
Mike Tomlin	Pittsburgh	76	44	0	.633

BELICHICK IS ONE OF THREE NFL COACHES WITH 100 MORE WINS THAN LOSSES

Bill Belichick has an overall record of 218-114. He joins Don Shula and George Halas as the only coaches with 100 more wins than losses.

MOST WINS NFL COACHES

HEAD COACH	TEAM(S)	RECORD
Don Shula	BAL, MIA	347-173-6
George Halas	Chicago	324-151-31
Bill Belichick	CLE, NE	218-114-0

BELICHICK FIRST HEAD COACH IN NFL HISTORY TO LEAD A TEAM TO THREE STRAIGHT 500-POINT SEASONS

Bill Belichick is the first head coach in NFL history to lead a team to three straight 500-point seasons (2010-2012). The Patriots are the first franchise in NFL history to score 500 or more points in four seasons (2007-589, 2010-518, 2011-513 and 2012-557). St. Louis is the only other team to have done it three times (1999-526, 2000-540, 2001-503).

SUPER SUCCESS

Bill Belichick is one of just four head coaches to win three Super Bowl championships. Belichick is the only coach to win three Super Bowls in the post-1993 salary cap era.

MOST SUPER BOWL VICTORIES

HEAD COACH	TEAM	TITLES	SEASONS
Chuck Noll	Pittsburgh	4	1974, 1975, 1978, 1979
Bill Belichick	New England	3	2001, 2003, 2004
Joe Gibbs	Washington	3	1982, 1987, 1991
Bill Walsh	San Francisco	3	1981, 1984, 1988

NOTE: Sorted by most recent championship. Super Bowls have determined NFL champion since 1966.

PLAYOFF SUCCESS

MOST PLAYOFF WINS BY AN NFL HEAD COACH

HEAD COACH	TEAM(S)	WINS
Tom Landry	Dallas Cowboys	20
Bill Belichick	Cleveland Browns, NE Patriots	19
Don Shula	Baltimore Colts, Miami Dolphins	19
Joe Gibbs	Washington Redskins	17
Chuck Noll	Pittsburgh Steelers	16



BILL BELICHICK

NEWS & NOTES

POSTSEASON PROWESS

BEST POSTSEASON RECORDS IN NFL HISTORY (minimum of 10 games)

COACH	TEAM(S)	W	L	PCT.
Vince Lombardi	GB/WAS	9	1	.900
Tom Flores	Oakland	8	3	.727
Bill Walsh	San Francisco	10	4	.714
Joe Gibbs	Washington	17	7	.708
Jimmy Johnson	DAL/MIA	9	4	.692
John Harbaugh	Baltimore	9	4	.692
Bill Belichick	CLE/NE	19	9	.678

MOST POSTSEASON GAMES AS A HEAD COACH

HEAD COACH	GAMES
Tom Landry (Dallas)	36
Don Shula (Baltimore/Miami)	36
Bill Belichick (Cleveland/New England)	28

BELICHICK NAMED COACH OF THE YEAR 3 TIMES

The Associated Press named Bill Belichick the NFL's Coach of the Year in 2010. It was the third time that Belichick earned the honor. He was also named Coach of the Year following the 2003 and 2007 seasons. Belichick joins Don Shula (4-time winner) and Chuck Knox as the only three-time winners.

BELICHICK LEADS PATRIOTS TO 11 WINS IN 2013

The win over Baltimore on Dec. 22 was the 11th win of the season for the Patriots in 2013. Bill Belichick now has eleven 11-win seasons, including 10 with the Patriots. He moved out of a tie with Tom Landry for sole possession of second place, behind Don Shula, who had 13 11-win seasons.

NFL HEAD COACHES WITH THE MOST 11-WIN SEASONS

Don Shula	13
Bill Belichick	11
Tom Landry	10

BELICHICK FIRST WITH 14 WINS IN 4 SEASONS

Bill Belichick guided the Patriots to an NFL-best 14-2 record in 2010. Belichick is the first head coach ever to win at least 14 regular-season games in four separate seasons. Only four other coaches — San Francisco's George Seifert (3), Washington's Joe Gibbs (2), Chicago's Mike Ditka (2) and Miami's Don Shula (2) — have more than one 14-win season.

BELICHICK HAS BEEN A PART OF EIGHT SUPER BOWLS DURING HIS CAREER

Belichick has been a part of eight Super Bowls during his coaching career, the most in NFL history.

MOST SUPER BOWL APPEARANCES AS A HEAD COACH OR ASSISTANT

HEAD COACH	SUPER BOWLS
Bill Belichick	8 (five as a head coach)
Dan Reeves	7 (four as a head coach)
Don Shula	6 (six as head coach)
Tom Landry	5 (five as a head coach)
Chuck Noll	5 (four as a head coach)
Marv Levy	5 (four as a head coach)

BELICHICK IS GOOD IN DECEMBER

Bill Belichick is 51-9 (.850) in December with New England, the best record in December among head coaches with one team in NFL history (min. 25 games). George Seifert is second (27-6, .818).

EIGHT CONFERENCE CHAMPIONSHIP GAMES AS HEAD COACH ARE SECOND

Bill Belichick reached his eighth conference championship game as a head coach, second to the 10 by Tom Landry.

Head Coach	Conference Championships
Tom Landry	10
Bill Belichick	8
Don Shula	7
Chuck Noll	7
John Madden	6
Bill Cowher	6





TOM BRADY

NEWS & NOTES



CAREER NOTES

Tom Brady has quarterbacked the Patriots to victories in 148 of his 191 career regular season starts, compiling a .775 winning percentage and giving him the best record of any quarterback in the Super Bowl era (since 1966). Brady reached 125 career wins in the fewest starts among quarterbacks in NFL history.

RECORDING SUCCESS

TOP WINNING PERCENTAGES IN SUPER BOWL ERA (Since 1966, Minimum 50 Starts, Regular Season Only)

PLAYER	TEAM(S)	YEARS	W	L	T	PCT.
TOM BRADY	NE	2000-13	148	43	0	.775
Roger Staubach	DAL	1969-79	85	29	0	.746
Joe Montana	SF/KC	1979-94	117	47	0	.713

ACTIVE QUARTERBACKS WINNING PERCENTAGE Minimum 32 Starts (two full seasons), Regular Season Only

QUARTERBACK	TEAM(S)	W	L	T	PCT.
TOM BRADY	NE	148	43	0	.775
Peyton Manning	IND/DEN	167	73	0	.696
Ben Roethlisberger	PIT	95	47	0	.669
Aaron Rodgers	GB	58	29	0	.667
Joe Flacco	BAL	62	34	0	.646
Matt Ryan	ATL	60	34	0	.638
Philip Rivers	SD	79	49	0	.617

BRADY PLAYS IN EIGHTH AFC CHAMPIONSHIP GAME

The Patriots secured their eighth conference championship appearance in the Tom Brady - Bill Belichick era (since 2001 with Brady starting at QB). By omitting the season Brady missed due to injury in 2008, the Patriots have made eight title games in 12 seasons with Brady as the starter

FOUR 30 TD SEASONS

Tom Brady finished with 34 passing touchdowns for his third straight 30-touchdown season in 2012. Brady has four 30-touchdown seasons overall after throwing for an NFL-leading 36 in 2010, 39 in 2011 and a then NFL-record 50 in 2007. The only other Patriots quarterback to have a 30-touchdown season was Vito "Babe" Parilli in 1964 when he led the AFL with 31. Brady is the fifth quarterback in NFL history to have 30 or more touchdown passes in at least four seasons and the fifth quarterback in NFL history with three or more straight seasons with 30 or more touchdowns.

MOST SEASONS WITH 30-PLUS TOUCHDOWN PASSES

Brett Favre	9
Peyton Manning	8
Drew Brees	6
TOM BRADY	4
Dan Marino	4
Aaron Rodgers	3
Kurt Warner	3
Tony Romo	3
Philip Rivers	3

THREE OR MORE STRAIGHT 30 TOUCHDOWN SEASONS

Drew Brees	6 (2008-2013)
Brett Favre	5 (1994-98)
Peyton Manning	4 (2009-10, 12-13)
TOM BRADY	3 (2010-2012)
Dan Marino	3 (1984-86)

QBS TO AVG. 300-YARDS PER GAME IN 3 SEASONS

Brady averaged 301.7 yards per game in 2012. Brady (300.4 in 2007 and 327.2 in 2011) and joins Drew Brees as the first NFL players to average 300 yards per game in at least three seasons.

MOST SEASONS AVERAGING 300 OR MORE YARDS PER GAME

- 4 Drew Brees (2013, 2012, 2011, 2008) • **3 TOM BRADY (2012, 2011, 2007)**
- 2 Dan Fouts (1982, 1981)

BRADY ONE OF FIVE

Brady became just the fifth NFL quarterback to reach 140 wins after leading the Patriots to a 30-23 win at Atlanta on Sept. 29, 2013.

MOST CAREER WINS AS A STARTER

(Regular season only) *Italics Indicates active players*

RK	NAME	W	L	T	PCT.
1.	Brett Favre	186	112	0	.624
2.	<i>Peyton Manning</i>	167	73	0	.696
3.	TOM BRADY	148	43	0	.775
3.	John Elway	148	82	1	.643
4.	Dan Marino	147	93	0	.613
6.	Fran Tarkenton	124	109	6	.531
7.	Johnny Unitas	119	64	4	.647
8.	Joe Montana	117	47	0	.713
9.	<i>Drew Brees</i>	110	75	0	.595
10.	Terry Bradshaw	107	51	0	.677
11.	Warren Moon	102	101	0	.510

Brady is one of five NFL quarterbacks to average 250 or more yards per game.

NFL RECORD FOR MOST PASSING YARDS PER GAME

PLAYER	TEAM	YARDS/GAME
Drew Brees	SD/NO	274.6
Peyton Manning	IND/DEN	270.7
Kurt Warner	STL/ARI	260.8
TOM BRADY	PATRIOTS	254.7
Dan Marino	Miami	253.6



TOM BRADY

NEWS & NOTES

BRADY ONE OF FOUR WITH 35 TDS IN THREE SEASONS

Brady is one of four NFL players to have at least 35 touchdown passes in three different seasons.

QBS WITH THE MOST 35+ PASSING TOUCHDOWNS IN NFL HISTORY

PLAYER	35+ TD SEASONS
Tom Brady	3 (50 in 2007, 36 in 2010 and 39 in 2011)
Brett Favre	3 (38 in 1995, 39 in 1996 and 35 in 1997)
Peyton Manning	3 (49 in 2004, 37 in 2012 and 51 in 2013)
Drew Brees	3 (46 in 2011, 43 in 2012 and 35 in 2013)

BRADY REACHES 3,000 PASSING YARDS FOR 11TH TIME

Brady (4,343) reached 3,000 passing yards for the 11th time in his career in 2013 to become one of just six players with at least 11 3,000-yard seasons.

NFL RECORD FOR MOST 3,000-YARD SEASONS

18	Brett Favre
15	Peyton Manning
13	Dan Marino
12	John Elway
11	Tom Brady
11	Drew Brees

BRADY HAS SIXTH 4,000-YARD SEASON

Brady finished the 2013 season with 4,343 passing yards, marking the sixth time in his career that he has reached 4,000 passing yards. He joined Dan Marino (6), Brett Favre (6), Drew Brees (8) and Peyton Manning (13) as the only players to have at least six seasons with 4,000 passing yards.

ALL-TIME 4,000 YARD PASSING SEASONS

13	Peyton Manning
8	Drew Brees
6	Tom Brady
6	Dan Marino
6	Brett Favre
5	Philip Rivers
4	Warren Moon
4	Tony Romo
4	Aaron Rodgers

BRADY HAS 19 CAREER 4-TD GAMES

Brady has thrown four or more touchdowns in a game 19 times with 15 four-touchdown games, two five-touchdown games and two six-touchdown games.

MOST GAMES WITH 4+ TOUCHDOWN PASSES

PLAYER	4+ TD GAMES
1. Peyton Manning	31
2. Drew Brees	25
3. Brett Favre	23
4. Dan Marino	21
5. Tom Brady	19
6. Johnny Unitas	17

MOST GAMES WITH 4+ TDS AND NO INTERCEPTIONS

PLAYER	GAMES
1. Drew Brees	17
2. Peyton Manning	16
3. Tom Brady	15
4. Brett Favre	12

BRADY IS ONE OF FIVE PLAYERS WITH AT LEAST TWO GAMES OF 6 TDS OR MORE

Brady has thrown six touchdowns in a game two times and is one of five NFL players to have thrown at least six touchdowns in a game two times. Brady threw six touchdowns at Miami (10/21/07) and vs. Tennessee (10/18/09).

NFL PLAYERS WITH AT LEAST TWO 6+TD GAMES

PLAYER	6+ TD GAMES
Peyton Manning	3 (2 6 TD games and 1 7 TD Game)
George Blanda	2 games with 7 touchdowns
Y.A. Tittle	2 (1 game with 7 and 1 with 6 TDs)
Tom Brady	2 games with 6 touchdowns
Charley Johnson	2 games with 6 touchdowns

BRADY OWNS SECOND LONGEST TOUCHDOWN STREAK IN NFL HISTORY

Brady's streak of 52 straight games with at least one touchdown was snapped at Cincinnati on Oct. 6, 2013. Brady is the second NFL player to have a streak of at least 50 straight games with a touchdown. Drew Brees owns the record with 54 straight games with a touchdown.

MOST CONSECUTIVE GAMES WITH A TOUCHDOWN PASS

PLAYER	GAMES
Drew Brees (2009-12)	54
Tom Brady (2010-13)	52
Johnny Unitas (1956-60)	47
Brett Favre (2002-04)	36
Dan Marino (1985-87)	30

WHAT TO

WATCH FOR

50K

Tom Brady (49,149) needs 851 passing yards to become just the sixth quarterback in NFL history to surpass 50,000 yards passing in his career.

FRANCHISE LEADING PASSER

PATRIOTS ALL-TIME LEADING PASSERS				
PLAYER	YEARS	ATT	COMP	YARDS
Tom Brady	2000-13	6,586	4,178	49,149
Drew Bledsoe	1993-01	4,518	2,544	29,657
Steve Grogan	1975-90	3,593	1,879	26,886

MOST CAREER TOUCHDOWN PASSES

Brady is one of five NFL players with at least 350 career touchdowns.

MOST CAREER TOUCHDOWN PASSES

(regular season only) Bold indicates active players

RANK	NAME	TOUCHDOWNS
1.	Brett Favre	508
2.	Peyton Manning	491
3.	Dan Marino	420
4.	Drew Brees	363
5.	Tom Brady	359
6.	Fran Tarkenton	342
7.	John Elway	300
8.	Warren Moon	291
9.	Johnny Unitas	290
10.	Vinny Testaverde	275



TOM BRADY

NEWS & NOTES

BRADY GOES OVER 300 YARDS FOR THE 59TH TIME IN HIS CAREER

Brady had his 59th NFL game with 300 or more yards passing at Miami on Dec. 15, 2013 and ranks third among active NFL quarterbacks, behind NFL-leader Peyton Manning (84) and Drew Brees (78). The Patriots are 48-11 when Brady throws for 300 or more yards.

NFL QUARTERBACK 300-YARD GAMES (* ACTIVE)

PLAYER 300-YARD GAMES

Peyton Manning*	84
Drew Brees*	78
Dan Marino	63
Brett Favre	62
Tom Brady*	59
Kurt Warner	52
Dan Fouts	51
Warren Moon	49
Tony Romo*	44

Brady had a career-best 11 300-yard games in the 2011 season, which is tied for third in NFL history. The NFL record for most 300-yard games in a season was set by Drew Brees in 2011 with 13. Peyton Manning is second with 12 in 2013.

TOM BRADY'S RECORD AS A STARTER

	REG. SEASON	PLAYOFFS	TOTAL
Overall	148-43	18-8	166-51
Home:	83-13	12-3	95-16
Road:	65-30	6-5*	71-35

By Yardage Total

Less than 200:	33-14	4-1	37-15
200-299:	67-18	10-5	77-23
300 or more:	48-11	4-2	52-13

Other Records

On Artificial Turf:	85-13	8-5	93-18
Temp Below 40:	32-4	10-2	42-6
Thanksgiving or later:	58-11	18-8	76-19
Leading at Halftime:	112-13	13-4	125-17
Leading after 3 Qtrs:	121-8	12-3	133-11
Overtime:	9-2	1-0	10-2
Passer rating >100.0:	83-5	8-0	91-5

*Includes five Super Bowls at neutral sites

BRADY SET NFL RECORD FOR LONGEST HOME WINNING STREAK

Tom Brady set an NFL record for most consecutive home wins as a starting quarterback with his 26th straight win in a regular-season home start following the 45-3 win against the Jets (12/06/10) and extended his streak to 31 before it ended with a 24-20 loss against the New York Giants (11/6/11).

MOST CONSECUTIVE REGULAR-SEASON HOME GAMES WON AS A STARTING QUARTERBACK

PLAYER	TEAM	YEARS	STREAK
Tom Brady	NE	2006-11	31
Brett Favre	GB	1995-98	25
John Elway	DEN	1996-98	22
Bob Griese	MIA	1971-74	20
Randall Cunningham	PHI	1990-94	20

TOP QB HOME STARTING RECORDS (MIN. 50 STARTS) SINCE 1970 MERGER (INCLUDES POSTSEASON)

PLAYER	TEAM(S)	W	L	T	PCT.
Tom Brady	NE	95	16	0	.856
Terry Bradshaw	PIT	75	14	0	.843
John Elway	DEN	104	25	0	.806

BRADY'S COMEBACKS

Brady has engineered 43 career game-winning performances to lead his team to a victory from a fourth-quarter deficit or tie, including five times in 2013.

DATE	OPP.	SCORE	TIME REMAINING		PASSING STATISTICS						FINAL
			IN REG.	ATT	CMP	YDS	TD	INT			
12/08/13	CLE	3-19	15:00	20	16	142	2	0			27-26
12/01/13	at HOU	21-24	15:00	12	8	87	0	0			34-31
11/24/13	DEN	21-24	15:00	19	12	100	1	0	[ot]		34-31
10/13/13	NO	23-27	1:13	5	7	70	1	0			30-27
09/08/13	at BUF	20-21	4:31	7	7	36	0	0			23-21
10/21/12	NYJ	23-26	1:37	9	13	95	0	0	[ot]		29-26
09/30/12	at BUF	21-21	15:00	7	4	78	2	0			52-28
01/22/12	BAL*	16-20	15:00	6	3	20	0	1			23-20
12/24/11	MIA	17-17	15:00	11	8	120	0	0			27-24
10/16/11	DAL	13-16	5:13	9	11	87	1	0			20-16
12/19/10	GB	21-27	13:49	6	5	82	1	0			31-27
11/25/10	at DET	24-24	15:00	5	5	86	2	0			45-24
10/17/10	BAL	10-20	14:53	24	16	156	1	1	[ot]		23-20
09/14/09	BUF	13-24	5:32	13	11	112	2	0			25-24
12/29/07	at NYG	23-28	15:00	12	8	130	1	0			38-35
12/03/07	at BAL	17-24	14:25	17	7	113	1	0			27-24
11/25/07	PHI	24-28	15:00	16	11	109	0	0			31-28
11/04/07	at IND	10-20	9:42	10	8	144	2	0			24-20
01/14/07	at SD*	13-21	8:35	14	9	122	1	1			24-21
12/03/06	DET	13-21	13:07	15	14	101	0	0			28-21
11/26/06	CHI	10-10	14:46	7	6	98	1	0			17-13
09/10/06	BUF	14-17	15:00	6	3	58	0	1			19-17
11/13/05	at MIA	15-16	2:53	2	2	76	1	0			23-16
10/30/05	BUF	7-16	10:07	4	4	69	0	0			21-16
10/09/05	at ATL	28-28	3:52	2	2	17	0	0			31-28
09/25/05	at PIT	10-13	14:19	12	12	167	0	0			23-20
02/06/05	PHI**	14-14	15:00	4	2	33	0	0			24-21
10/03/04	at BUF	17-17	15:00	4	2	8	1	0			31-17
02/01/04	CAR**	29-29	1:08	5	4	47	0	0			32-29
01/10/04	TEN*	14-14	15:00	11	6	27	0	0			17-14
11/30/03	at IND	31-31	10:21	6	3	31	1	0			38-34
11/23/03	at HST	13-20	3:11	14	10	133	1	0	[ot]		23-20
11/03/03	at DEN	23-26	2:51	4	5	58	1	0			30-26
10/19/03	at MIA	13-13	15:00	10	7	147	1	0	[ot]		19-13
10/05/03	TEN	24-27	4:40	1	1	15	0	0			38-30
12/29/02	MIA	13-24	4:59	13	8	69	1	0	[ot]		27-24
11/10/02	at CHI	19-30	5:16	14	9	116	2	0			33-30
09/22/02	KC	38-38	0:00	5	4	46	0	0	[ot]		41-38
02/03/02	STL**	17-17	1:21	8	5	53	0	0			20-17
01/19/02	OAK*	3-13	15:00	27	20	138	0	0	[ot]		16-13
12/16/01	at BUF	6-9	5:57	13	9	116	0	0	[ot]		12-9
12/02/01	at NYJ	14-16	15:00	7	6	56	0	0			17-16
10/14/01	SD	16-26	8:48	18	13	130	1	0	[ot]		29-26

^Statistics are from the time noted until the end of the game * Divisional Playoffs ** Super Bowl

BRADY HAS 35 GAME-WINNING DRIVES IN THE FOURTH QUARTER

Brady has 35 game-winning drives in the fourth quarter or overtime in the regular season.

MOST GAME WINNING DRIVES IN THE FOURTH QUARTER OR OVERTIME (Regular Season)

PLAYER	TEAMS	4TH QTR GAME-WINNING DRIVES
1. Peyton Manning	IND/DEN	50
2. Dan Marino	Miami	47
3. Brett Favre	GB/NYJ/MIN	43
4. John Elway	Denver	40
5t. Tom Brady	New England	35
5t. Warren Moon	HOU/MIN/SEA/KC	35



TOM BRADY

NEWS & NOTES

BRADY'S FINAL MINUTE, COME-FROM-BEHIND GAME-WINNING TOUCHDOWN PASSES

The game against the Browns on Dec. 8, 2013 was the sixth game in Tom Brady's career in which he threw a game-winning touchdown pass in the final minute of the game to turn a Patriots deficit into a Patriots win. Brady's six last-minute, game-winning touchdown passes are listed below.

11/10/02 at Chicago* **W** **33-30**

The Patriots trailed 30-25 when Brady threw a 20-yard touchdown to David Patten with 21 seconds left to give the Patriots a 33-30 win.

*-Champaign, Ill.

11/3/03 at Denver **W** **30-26**

The Patriots trailed 26-23 when Brady threw an 18-yard touchdown to David Givens with 30 seconds left to give the Patriots a 30-26 win.

12/3/07 at Baltimore **W** **27-24**

The Patriots trailed 24-20 when Brady threw an 8-yard touchdown to Jabar Gaffney with 44 seconds left to give the Patriots a 27-24 win.

10/16/11 vs. Dallas **W** **20-16**

The Patriots trailed 16-13 when Brady threw an 8-yard touchdown pass to Aaron Hernandez with 22 seconds left to give the Patriots a 20-16 win.

10/13/13 vs. New Orleans **W** **30-27**

The Patriots trailed 27-23 when Brady threw a 17-yard touchdown pass to Kenbrell Thompson with 5 seconds left to give the Patriots a 30-27 win.

12/08/13 vs. Cleveland **W** **27-26**

The Patriots trailed 26-21 when Brady threw a 1-yard touchdown pass to Danny Amendola with 31 seconds left to give the Patriots a 27-26 win.

BRADY IN POSTSEASON

NFL ALL-TIME LEADERS/PLAYOFF VICTORIES AS STARTING QUARTERBACK

PLAYER	TEAM(S)	PLAYOFF WINS
Tom Brady	New England	18
Joe Montana	S.F./K.C.	16
Terry Bradshaw	Pittsburgh	14
John Elway	Denver	14
Brett Favre	GB/MIN	13

QBs WITH 3 OR MORE SUPER BOWL VICTORIES

PLAYER	TEAM(S)	WINS
Terry Bradshaw	PIT	4
Joe Montana	SF	4
Troy Aikman	DAL	3
Tom Brady	NE	3

PLAYERS WITH MULTIPLE SUPER BOWL MVP AWARDS

PLAYER	TEAM(S)	MVPs
Joe Montana	SF	3
Terry Bradshaw	PIT	2
Tom Brady	NE	2
Bart Starr	GB	2
Eli Manning	NYG	2

BRADY EARNS 11TH DIVISION TITLE

Tom Brady earned his 11th division championship in 2013. Peyton Manning is second with 10 division titles.

QUARTERBACK	CAREER DIVISION TITLES
Tom Brady	11
Peyton Manning	10
Joe Montana	9

BRADY GUIDES PATRIOTS TO 8TH 12-WIN SEASON IN 2013

Tom Brady guided the Patriots to their 12th win in 2013. Since entering the NFL in 2000, Brady's teams have reached 12 regular-season wins in eight different seasons, second all-time, behind Peyton Manning.

STARTING QBs WITH THE MOST 12-WIN REGULAR SEASONS IN NFL HISTORY

PLAYER	SEASONS
Peyton Manning	10
Tom Brady	8
Brett Favre	6
John Elway	4
Jim Kelly	4

BRADY BECOMES 9TH NFL PLAYER TO REACH 45,000 PASSING YARDS

Tom Brady became the ninth NFL player to reach 45,000 passing yards on a 35-yard pass to WR Julian Edelman at Buffalo (9/8/13). Brady is currently seventh on the NFL's all-time list (49,149) and looks to become the sixth QB in NFL history to surpass 50,000 career passing yards.

PLAYER	PASSING YARDS
1. Brett Favre	71,838
2. Peyton Manning	64,964
3. Dan Marino	61,361
4. John Elway	51,475
5. Drew Brees	51,081
6. Warren Moon	49,325
7. Tom Brady	49,149
8. Fran Tarkenton	47,003
9. Vinny Testaverde	46,233
10. Drew Bledsoe	44,611

BRADY BECOMES 6TH NFL PLAYER TO REACH 4,000 COMPLETIONS

Tom Brady (4,178) became the sixth player in NFL history to reach 4,000 completions.

MOST PASS COMPLETIONS IN NFL HISTORY

1. Brett Favre	6,300
2. Peyton Manning	5,532
3. Dan Marino	4,967
4. Drew Brees	4,481
5. Tom Brady	4,178
6. John Elway	4,123
7. Warren Moon	3,988

BRADY IS 3RD FASTEST TO REACH 4,000 COMPLETIONS

Tom Brady has now completed 4,178 passes over his career in the regular season, becoming just the sixth player in NFL history to achieve the feat. Brady achieved the feat in 187 games, third fastest in NFL history behind Drew Brees (169 games) and Peyton Manning (183 games).

GAMES PLAYED TO 4,000 CAREER COMPLETIONS

Drew Brees	169
Peyton Manning	183
Tom Brady	187
Dan Marino	193
Brett Favre	196
John Elway	227



TOM BRADY

NEWS & NOTES

BRADY HAS SIXTH-BEST QB RATING

PLAYER	YEARS	TEAM	RATING
Aaron Rodgers	2005-13	Green Bay	104.9
Peyton Manning	1998-13	IND/DEN	97.2
Steve Young	1985-99	TB/SF	96.8
Philip Rivers	2004-13	San Diego	96.0
Tony Romo	2004-13	Dallas	95.8
Tom Brady	2000-13	Patriots	95.7

MOST TD THROWS COACH/QB TANDEM

Tom Brady has thrown 359 career touchdowns under head coach Bill Belichick, the most touchdowns among any head coach/starting quarterback tandem.

MOST TDS/QB TANDEMS (Regular Season Only)

Quarterback/Head Coach	Team	Touchdowns
Tom Brady/Bill Belichick	NE	359
Dan Marino/Don Shula	MIA	352
Drew Brees/Sean Payton	NO	240
Len Dawson/Hank Stram	KC	232

WINNINGEST COACH/QB TANDEM

Bill Belichick and Tom Brady have the best winning percentage among a head coach/starting quarterback tandem since the 1970 merger. The tandem's 148 wins are the most wins by any coach-QB tandem since the 1970 AFL-NFL merger.

WINNINGEST COACH/QB TANDEMS SINCE 1970

(Regular Season Only - by winning percentage)

Quarterback/Head Coach	Team	W	L	T	Pct.
Tom Brady/Bill Belichick	NE	148	43	0	.775
Ken Stabler/John Madden	OAK	60	19	1	.756
Jim McMahon/Mike Ditka	CHI	46	15	0	.754
Peyton Manning/Tony Dungy	IND	73	24	0	.753

WINNINGEST COACH/QB TANDEMS SINCE 1970

(Regular Season Only - by victories)

Quarterback/Head Coach	Team	W	L	T	Pct.
Tom Brady/Bill Belichick	NE	148	43	0	.775
Dan Marino/Don Shula	MIA	116	68	0	.630
Terry Bradshaw/Chuck Noll	PIT	107	51	0	.601

BRADY HAS MOST STARTS UNDER ONE HEAD COACH

Tom Brady made his 185th career start at Carolina on Nov. 18, 2013, all under Bill Belichick. It is the most starts by a quarterback under one head coach in NFL history. Brady surpassed Dan Marino, who had 184 career starts under head coach Don Shula. Brady now has 191 career starts under Belichick.

BRADY SETS NFL RECORD FOR MOST PASS ATTEMPTS WITHOUT AN INTERCEPTION

Tom Brady extended his streak to 358 consecutive regular season pass attempts without an interception before throwing his first interception since Oct. 17, 2010 in the 2011 opener at Miami (9/1/11). Brady eclipsed Bernie Kosar's record of 308 pass attempts on Dec. 26, 2010 at Buffalo.

MOST CONSECUTIVE PASS ATTEMPTS WITHOUT AN INTERCEPTION

358	Tom Brady (Patriots)	2010-11
308	Bernie Kosar (Cleveland)	1990-91
294	Bart Starr (Green Bay)	1964-65
279	Jeff George (IND/ATL)	1993-94
277	Rich Gannon (Oakland)	2001
271	Jason Campbell (Washington)	2007-08

BRADY NOW HAS 10 GAMES WITH 300 YARDS, 4 TDS AND 0 INTERCEPTIONS

Tom Brady had his 10th NFL game with 300 yards, four touchdowns and no interceptions vs. Pittsburgh (11/03/13), second in NFL history to the 15 such games by Drew Brees.

BRADY EARNS 24TH AFC PLAYER OF THE WEEK HONOR; SECOND MOST IN NFL HISTORY

Tom Brady was named AFC Offensive Player of the Week by the National Football League for his performance in the Patriots' come-from-behind 34-31 overtime victory vs. Denver on Nov. 24, 2013. It is the 24th time in Brady's career that he has received the AFC Offensive Player of the Week honor. Brady is two behind Peyton Manning for the most Player of the Week awards earned by a player since the accolade was instituted in 1984.

THE PLAYERS WITH THE MOST CAREER PLAYER OF THE WEEK AWARDS

Player	Career	Team	POW Awards
Peyton Manning	1998-present	Colts/Broncos	26
Tom Brady	2000-present	Patriots	24
Dan Marino	1983-1999	Dolphins	18
Brett Favre	1991-2010	Packers, Jets, Vikings	16
John Elway	1983-1998	Broncos	15

BRADY TIES STEVE YOUNG FOR THIRD-MOST TD PASSES ON MONDAY NIGHT

Brady threw a 9-yard touchdown pass to TE Rob Gronkowski at Carolina on Nov. 18, 2013. It was his 42nd touchdown pass on Monday Night Football, tying him for third all-time with Steve Young for most touchdown passes on Monday Night Football.

QUARTERBACKS WITH THE MOST CAREER TOUCHDOWN PASSES ON MONDAY NIGHT FOOTBALL

Player	TD Passes on Monday Night Football	Games
Dan Marino	74	38
Brett Favre	69	38
Tom Brady	42	18
Steve Young	42	25
Peyton Manning	36	17
Joe Montana	36	20

BRADY IS SECOND WITH MOST GAMES WITH 3 TDS AND NO INTERCEPTIONS

Tom Brady is second in NFL history with 38 games with three or more touchdowns and no interceptions. The Patriots are 37-1 (.974) in such games.

PLAYER MOST GAMES WITH 3+ TD PASSES AND 0 INT.

Peyton Manning	45
Tom Brady	38
Brett Favre	36
Drew Brees	32
Dan Marino	18
Fran Tarkenton	18

BRADY HAS THE BEST RECORD IN THE FINAL FOUR GAMES OF THE REGULAR SEASON SINCE 1970 MERGER

Tom Brady is now 43-9 in the final four games of the regular season, the best among any starting quarterback in the final four games since the 1970 merger.

QUARTERBACK	W-L RECORD	WIN PCT.
Tom Brady	43-9	.827
Philip Rivers	30-6	.833
Roger Staubach	24-6	.800
Joe Montana	35-12	.745
Steve McNair	28-10	.737

BRADY NOW HAS 10 GAMES WITH 300 YARDS, 4 TDS AND 0 INTERCEPTIONS

Tom Brady set an NFL record by throwing at least two touchdowns without an interception in each of the final nine games of the 2010 season. Brady passed Don Meredith's previous record of six straight games with two or more touchdowns and no interceptions (1965-66).



TOM BRADY

NEWS & NOTES

BRADY IS HOT IN DECEMBER

Tom Brady is 4-1 in the month of December in 2013 for a 45-7 record and has the best winning percentage at 86.5 in December for any quarterback since the 1970 NFL merger.

BEST WIN PCT. IN DECEMBER - SINCE 1970 NFL MERGER

PLAYER	DECEMBER RECORD	WIN PCT.
Tom Brady	45-7	86.5
Philip Rivers	30-6	83.3
Jim McMahon	14-4	77.8
Bob Griese	14-4	77.8



BRADY REACHED 5,000 YARDS IN 2011

Brady set a franchise record with 5,235 passing yards in 2011 and joined Peyton Manning (5,477 in 2013) Drew Brees (5,162 in 2013, 5,177 in 2012, 5,476 in 2011 and 5,069 in 2008), Dan Marino (5,084 in 1984) and Matthew Stafford (5,038 in 2011) as the only players in NFL history to reach 5,000 passing yards in a single season.

MOST PASSING YARDS IN A SEASON

5,477	Peyton Manning, Denver in 2013
5,476	Drew Brees, New Orleans in 2011
5,235	Tom Brady, Patriots in 2011
5,177	Drew Brees, New Orleans in 2012
5,162	Drew Brees, New Orleans in 2013
5,084	Dan Marino, Miami in 1984
5,069	Drew Brees, New Orleans in 2008
5,038	Matthew Stafford, Detroit in 2011

NFL RECORD FOR MOST PASSING YARDS PER GAME/SEASON

PLAYER	TEAM	YEAR	YARDS/GAME
Peyton Manning	Denver	2013	342.3
Drew Brees	New Orleans	2011	342.3
Tom Brady	Patriots	2011	327.2

BRADY THREW AT LEAST ONE TOUCHDOWN PASS IN ALL 16 GAMES FOR THE THIRD STRAIGHT SEASON

Since the NFL went to a 16-game season in 1978, Tom Brady is the only quarterback to have thrown for at least one touchdown pass in each game for three consecutive seasons. Since the NFL went to a 16-game season, only 11 quarterbacks have thrown for at least one touchdown pass in each game.

QBS WITH A LEAST ONE TD PASS IN ALL 16 GAMES IN A SEASON

Tom Brady (New England)	2010, 2011, 2012
Drew Brees (New Orleans)	2010, 2011, 2013
Peyton Manning (Denver)	2012, 2013
Philip Rivers (San Diego)	2013
Ben Roethlisberger (Pittsburgh)	2013
Matthew Stafford (Detroit)	2011
Daunte Culpepper (Minnesota)	2004
Brett Favre (Green Bay)	2003
Kurt Warner (St. Louis)	1999
Dan Marino (Miami)	1984, 1986
Dave Kreig (Seattle)	1984

*16-game schedule was instituted in 1978

BRADY IS ONE OF FOUR NFL QUARTERBACKS WITH AT LEAST TWO SEASONS OF 400 COMPLETIONS

Tom Brady completed 401 passes in 2011 and 2012 to become one of four NFL quarterbacks to have completed at least 400 passes in at least two seasons.

PLAYER 400-COMPLETION SEASONS

Drew Brees	6 - 2007, 2008, 2010, 2011, 2012 and 2013
Peyton Manning	3 - 2010, 2012 and 2013
Tom Brady	2 - 2011 and 2012
Matthew Stafford	2 - 2011 and 2012
Matt Ryan	2 - 2012 and 2013

BRADY FINISHES 2013 WITH 4,343 PASSING YARDS

Tom Brady finished the 2013 season with 4,343 passing yards, marking his third straight 4,000-yard season and his sixth 4,000-yard season of his career. Brady owns six of the eight 4,000-yard passing seasons in Patriots history.

PATRIOTS TOP PASSING YARDS/SEASON

YARDS	PLAYER	YEAR
5,235	Tom Brady	2011
4,827	Tom Brady	2012
4,806	Tom Brady	2007
4,555	Drew Bledsoe	1994
4,398	Tom Brady	2009
4,343	Tom Brady	2013
4,110	Tom Brady	2005
4,086	Drew Bledsoe	1996



BRADY SETS FRANCHISE RECORD WITH 517 PASSING YARDS

Brady set a franchise record with 517 passing yards in the 2011 season-opener at Miami (9/12/11). The previous high was 426 yards by Drew Bledsoe vs. Minnesota on Nov. 13, 1994. Brady's previous best was 410 passing yards vs. Kansas City on Sept. 22, 2002. Brady is one of 15 NFL quarterbacks to throw for 500 yards or more. His 517 yards are the seventh highest in NFL history.

PLAYER TEAM 500 YARD GAME

Norm Van Brocklin	LA Rams	554 yards in 1951
Matt Schaub	Houston	527 yards in 2012
Warren Moon	Houston Oilers	527 yards in 1990
Boomer Esiason	Arizona	522 yards in 1996
Dan Marino	Miami	521 yards in 1988
Matthew Stafford	Detroit	520 yards in 2011
Tom Brady	Patriots	517 yards in 2011

BRADY HAD 423 YARDS AS A FOLLOW-UP TO HIS 517 YARD PERFORMANCE IN MIAMI IN 2011

In the 2011 season opener in Miami (9/12/11), Brady threw for 517 yards. In Week 2 against San Diego (9/18/11), Brady became the first 500-yard passer to follow up his 500-yard performance by throwing for 400 or more yards. Before Brady's performance against the Chargers, only Drew Brees (2006) had followed up a 500-yard game with 300 or more passing yards.



TOM BRADY

NEWS & NOTES

BRADY IS ONE OF EIGHT TO THROW FOR CONSECUTIVE 400-YARD GAMES

Brady is one of just eight NFL quarterbacks to have back-to-back games with 400 or more passing yards.

NFL RECORD FOR MOST CONSECUTIVE GAMES WITH 400 OR MORE YARDS PASSING

2 Philip Rivers, 2013 (401, 411)

2 Tom Brady, 2011 (517, 423)

2 Cam Newton, Carolina, 2011 (422, 432)

2 Matt Cassel, Patriots, 2008 (400, 415)

2 Billy Volek, Tennessee, 2004 (426, 492)

2 Phil Simms, NY Giants, 1985 (432, 513)

2 Dan Marino, Miami, 1984 (470, 404)

2 Dan Fouts, San Diego, 1982 (444, 435)

BRADY'S 432 YARDS AGAINST PITTSBURGH IN 2013 ARE THIRD HIGHEST OF HIS CAREER

Tom Brady threw for 432 yards vs. Pittsburgh (11/03/13), marking the third highest single-game yardage total of his career. The game marked the fifth time in Brady's career that he has eclipsed the 400-yard mark.

MOST PASSING YARDS IN A GAME IN PATRIOTS HISTORY

Player	Date	Opp	Att	Cmp	Yds	TD	Int
Tom Brady	9/12/11	MIA	48	32	517	4	1
Tom Brady	12/16/12	SF	65	36	443	1	2
Tom Brady	11/03/13	PITT	33	23	432	4	0
Drew Bledsoe	11/13/94	MIN	70	45	426	3	0
Drew Bledsoe	11/23/98	MIA	54	28	423	2	2
Tom Brady	9/18/11	SD	40	31	423	3	0

BRADY HAS THROWN FOR 300 YARDS IN A HALF FOUR TIMES

Brady had his fourth 300-yard half and his third 300-yard second half after throwing for 323 yards in the second half vs. Cleveland on Dec. 8, 2013.

YARDS	GAME	HALF
367	vs. San Francisco (12-16-12)	2nd half
345	vs. Tennessee (10-18-09)	1st half
323	vs. Cleveland (12-08-13)	2nd half
306	at Miami (9-12-11)	2nd half

QUARTERBACK CLASS OF 2000

Tom Brady was the seventh quarterback selected in the 2000 NFL Draft. The Patriots selected him in the sixth round with the 199th overall pick.

QUARTERBACKS TAKEN IN THE 2000 NFL DRAFT

Rd	Pick	Player	Taken By
1	18	Chad Pennington	NY Jets
3	65	Giovanni Carmazzi	San Francisco
3	75	Chris Redman	Baltimore
5	163	Tee Martin	Pittsburgh
6	168	Marc Bulger	New Orleans
6	183	Spurgeon Wynn	Cleveland
6	199	Tom Brady	New England

BRADY HAS LED THE PATRIOTS TO SIX 50-POINT GAMES; TIES LEN DAWSON FOR MOST IN NFL HISTORY

Brady and the Patriots knocked off Pittsburgh, 55-31 on Nov. 3, 2012. The game marked the sixth time that New England scored at least 50 points in a game started by Brady, tying Pro Football Hall of Famer Len Dawson for the most 50-point games by a starting quarterback in NFL history.

Date	Opponent	Score
10/28/07	vs. Washington	52-7
11/18/07	at Buffalo	56-10
10/18/09	vs. Tennessee	59-0
9/30/12	at Buffalo	52-28
11/18/12	vs. Indianapolis	59-24
11/03/13	vs. Pittsburgh	55-31

BRADY'S 65 PASS ATTEMPTS ARE A CAREER HIGH

Tom Brady's 65 passing attempts vs. San Francisco (12/16/12) are a career high, topping his 58 pass attempts at Seattle on Oct. 14, 2012. Brady's 65 attempts are the most in franchise history in a non-overtime game and are the second most in team history in any game, trailing only Drew Bledsoe's 70 attempts in an overtime win vs. Minnesota on Nov. 13, 1994. Brady's 65 pass attempts are the seventh most in NFL history and the most since Brian Griese had 67 for Tampa Bay at Chicago on Sept. 21, 2008 in overtime. It is the most in a non-overtime NFL game since Dec. 24, 2000 when the Jets Vinny Testaverde attempted 69 passes at Baltimore.

MOST PASSING ATTEMPTS IN A GAME IN PATRIOTS HISTORY

PLAYER	DATE	OPP	ATT	CMP	YDS	TD	INT
Drew Bledsoe	11/13/94	Min	70	45	426	3	0*
Tom Brady	12/16/12	SF	65	36	443	1	2
Drew Bledsoe	12/16/95	Pit	60	39	336	3	1
Steve Grogan	11/12/89	NO	59	27	283	1	1
Tom Brady	10/14/12	Sea	58	36	395	2	2

*Overtime

BRADY HAS THROWN TWO 50-YARD PASSES IN THE SAME GAME EIGHT TIMES

Brady has thrown at least two 50-yard passes in the same game eight times in his career after completing a 57-yard pass to Danny Amendola and an 81-yard touchdown pass to Aaron Dobson vs. Pittsburgh on Nov. 3, 2013. His career best was when he had a 58-yard touchdown, a 58-yard pass and an 81-yard touchdown at Miami on Dec. 6, 2009.

BRADY'S GAMES WITH AT LEAST TWO 50-YARD PASSES

10/9/05 @ Atlanta

-55t (3Q) Bethel Johnson

-51 (1Q) Deion Branch

1/14/06 @ Denver *AFC Divisional Playoff Round

-73 (4Q) Deion Branch

-51 (2Q) Andre' Davis

12/31/06 @ Tennessee

-62t (3Q) Reche Caldwell

-52 (1Q) Corey Dillon

12/9/07 vs. Pittsburgh

-63t (2Q) Randy Moss

-56t (3Q) Jabar Gaffney >Flea-flicker w/R. Moss

11/15/09 @ Indianapolis

-63t (2Q) Randy Moss

-55 (1Q) Randy Moss

12/06/09 @ Miami

-58t (1Q) Randy Moss

-58 (2Q) Wes Welker

-81t (3Q) Sam Aiken

11/22/12 @ NY Jets

-83t (2Q) Shane Vereen

-56t (2Q) Julian Edelman

11/03/13 vs. Pittsburgh

-57 (2Q) Danny Amendola

-81t (4Q) Aaron Dobson



PATRIOTS OFFENSIVE NOTES

WR DANNY AMENDOLA

DANNY AMENDOLA ON WEARING TROY BROWN'S #80 JERSEY

When Danny Amendola joined the Patriots in the 2013 offseason, he was assigned jersey #80, the same number worn by Patriots' Hall of Fame member Troy Brown, who finished his career as the team's all-time leading receiver and is still the team's all-time leading punt returner.

Said Amendola on wearing Brown's jersey #80: "I talked to (Troy Brown) a little bit before I came here to camp. I told him he's one of the greatest ever, and it's an honor to wear No. 80. I'm going to try to represent it the best I can."

RB BRANDON BOLDEN

BOLDEN HAD FIRST 100-YARD DAY AND FINISHED WITH AN 8.6-YARD AVG.

RB Brandon Bolden finished with 16 carries for 137 yards and an 8.6-yard average at Buffalo (9/30/12) with runs of 20 and 27 yards. His 8.6-yard average is tied for the third highest ever in a single game for the Patriots among running backs with at least 15 rushing attempts. He earned the FedEx Ground Player of the Week for his performance.

HIGHEST RUSHING AVERAGE/SINGLE GAME (MIN. 15 RUSHING ATTEMPTS)

Player	Average
Curtis Martin	9.6 [17-164 vs. Washington, Oct. 13, 1996]
Tony Collins	9.2 [23-212 vs. N.Y. Jets, Sept. 18, 1983]
Sammy Morris	8.6 [16-138 vs. Denver, Oct. 20, 2008]
Jim Nance	8.6 [17-146 at Houston, Dec. 11, 1966]
Brandon Bolden	8.6 [16-137 at Buffalo, Sept. 30, 2012]
Stevan Ridley	8.5 [15-127 at St. Louis, Oct. 28, 2012]

FOOTBALL RUNS IN BOLDEN'S FAMILY

Bolden's grandfather, Frank Pitts, played 10 years in the NFL (1965-74) as a receiver for Kansas City, Cleveland and Oakland. He was with Kansas City for two Super Bowls, losing Super Bowl I and winning Super Bowl IV. Said Bolden about his grandfather, "I remember being 6 years old, him popping in a highlight film of Super Bowl I and IV. I've seen that tape at least 500 times."

OL DAN CONNOLLY

DAN CONNOLLY HAS THE LONGEST KICKOFF RETURN EVER BY AN OFFENSIVE LINEMAN

Dan Connolly was named AFC Special Teams Player of the Week after he returned a kickoff 71 yards to the 4-yard line in the second quarter of the Patriots win vs. Green Bay on Dec. 19, 2010. According to the Elias Sports Bureau, it is the longest kickoff return by an offensive lineman in NFL history. The run by Connolly topped the 48-yard touchdown return by Atlanta's Mal Snyder in 1969. Previously, the longest kickoff return for a Patriots offensive lineman was a 27-yard return by G Stephen Neal on Nov. 30, 2008 vs. Pittsburgh. Connolly's previous best was a 16-yard return vs. Miami on Nov. 8, 2009.

WR JULIAN EDELMAN

JULIAN EDELMAN SET FRANCHISE RECORD WITH A 94-YARD PUNT RETURN FOR A TOUCHDOWN

WR Julian Edelman set a franchise record with a 94-yard punt return for a touchdown in the second quarter vs. Miami (01/02/11). The previous longest punt return was an 89-yard touchdown return by Mike Haynes vs. Buffalo on Nov. 7, 1976. Edelman returned his second career punt for a touchdown vs. Kansas City on Nov. 21, 2011 with a 72-yard return. He was named AFC Special Teams Player of the Week for his performance against Kansas City. He scored his third punt return for a touchdown with a 68-yarder vs. Indianapolis (11/18/12) to tie a franchise record.

Most Punt Return Touchdowns/Patriots Career

3 Julian Edelman

3 Troy Brown
3 Irving Fryar
2 Mike Haynes



EDELMAN SETS PATRIOTS RECORD FOR BEST PUNT RETURN AVERAGE IN A SEASON

Edelman has the two best punt return averages in a single season in New England history with a 15.3-yard punt return average in 2010 and a 15.5-yard punt return average in 2012. The previous best was a 14.8 punt return average by Mack Herron in 1974. In 2010, Edelman led the AFC and finished second in the NFL with a 15.3 punt return average. Chicago's Devin Hester led the NFL with a 17.1-yard average.

PATRIOTS BEST PUNT RETURN AVERAGE/SEASON (MIN. 15 RETURNS)

PLAYER	PR AVG.	YEAR
Julian Edelman	15.5	2012
Julian Edelman	15.3	2010
Mack Herron	14.8	1974
Troy Brown	14.2	2001



PATRIOTS OFFENSIVE NOTES

EDELMAN HAS HIGHEST PUNT RETURN AVERAGE IN TEAM HISTORY; TIED FOR FOURTH HIGHEST IN NFL HISTORY

Edelman has returned 107 punts for 1,317 yards during his Patriots' career and is first in team history and tied for fourth in NFL history with a 12.3 average.

HIGHEST PUNT RETURN AVERAGE, PATRIOTS CAREER (20 Returns)

Player	Punt Rt Avg.	Year
Julian Edelman	12.3	2009-13(107-1,317)
Mack Herron	12.0	1973-75 (74-888)
Carl Garrett	11.3	1969-72 (43-487)
Wes Welker	10.4	2007-12 (114-1,185)

HIGHEST PUNT RETURN AVERAGE IN THE NFL (75 Returns)

Player	Punt Rt Avg.	Year
George McAfee (Chicago)	12.8 (112-1,431)	(1940-41, 1945-1950)
Jack Christiansen (Detroit)	12.8 (85-1,084)	(1951-58)
Claude Gibson (SD, OAK)	12.6 (110-1,381)	(1961-65)
Julian Edelman (NE)	12.3 (107-1,317)	(2009-present)
Devin Hester (Chicago/Atlanta)	12.3 (264-3,241)	(2006-present)
Bill Dudley (PITT, DEN, WAS)	12.2 (124-1,515)	(1942-53)
Dexter McCluster (KC)	12.1 (79-959)	(2010-present)
Rick Upchurch (DEN)	12.1 (248-3,008)	(1975-83)

EDELMAN ONE OF JUST EIGHT NFL PLAYERS WITH A PUNT RETURN AVERAGE OF 12.0 OR MORE

Edelman is one of just eight NFL players to have a punt return average of 12.0 or more.

EDELMAN IS FIRST PATRIOTS PLAYER WITH TWO PUNT RETURNS OF 40 YARDS IN THE SAME GAME

Edelman had a 68-yard punt that he returned for a touchdown and a 49-yard return vs. Indianapolis (11/18/12). He is the first player in team history with two punt returns of 40 or more yards in the same game. Troy Brown came close in 2000 when he had returns of 39 and 66 against Tampa Bay.

EDELMAN'S 47-YARD RUN IS THE LONGEST RUN BY A PATS WIDE RECEIVER

Edelman had a 47-yard run in the fourth quarter vs. Indianapolis (11/18/12). It was the longest run from scrimmage for the Patriots in 2012, topping Steven Ridley's 41-yard run against St. Louis in London on Oct. 28. It is the longest run ever by a Patriots receiver, topping Troy Brown's 35-yard run vs. Tampa Bay on Sept. 3, 2000. It was the longest run by a Patriots player since Sammy Morris had a 55-yard run on Dec. 27, 2009 vs. Jacksonville.

EDELMAN GOES FROM STANDOUT QB TO WR

Edelman began his college football career with a year at the College of San Mateo (Calif.) before transferring to Kent State where as a senior he completed 56 percent of his passes (153 of 275 passes for 1,820 yards) with 13 touchdowns. He was also the leading rusher, gaining 1,551 yards on 215 attempts (an average of 7.5 yards per carry) and scoring 13 touchdowns. His offensive numbers broke Kent State's single-season record for total offense set by Joshua Cribbs in 2003. Said head coach Bill Belichick on the versatility of Edelman: "He played the quarterback position in college at Kent State and all the positions really that he's played in the NFL - covering kicks, returning kicks, slot receiver, outside receiver, slot defender - he didn't do any of those things in college. I think that really speaks to his versatility and how much he's grown as a player and how many things he's learned how to do that he really didn't have much experience with in college. I'd say that's pretty unusual, especially to be as competent in them as he is."

EDELMAN TAKES HIS FATHER'S ADVICE

If there is one thing Julian Edelman has never lacked, it's athletic ability. A dual-threat quarterback at Kent State and former baseball standout in high school, Edelman once wowed Toronto Blue Jays players with his impressive footwork while fielding ground balls in an appearance at batting practice in 2011. This natural ability may have been overlooked by NFL scouts, who let him fall to the Patriots in the seventh round of the 2009 NFL Draft. Edelman, who has already passed his career highs in receiving yards and receptions this season, remains focused on the lessons his father, Frank Edelman, taught him at a young age. "I'm still constantly trying to learn," Edelman told the *Boston Herald*. "My dad always put it in my head, when you're green, you're growing, when you're ripe, you're lost. When you're done learning, you're done."

EDELMAN BREAKS 1,000-YARD RECEIVING MARK IN 2013

Edelman finished the 2013 season with 1,056 receiving yards to become the 10th Patriots player to register a 1,000-yard season.

1,000-YARD RECEIVING SEASONS IN PATRIOTS HISTORY

Player	Yards	Season
Wes Welker	1,569	2011
Randy Moss	1,493	2007
Stanley Morgan	1,491	1986
Wes Welker	1,354	2012
Wes Welker	1,348	2009
Rob Gronkowski	1,327	2011
Randy Moss	1,264	2009
Troy Brown	1,199	2001
Wes Welker	1,175	2007
Ben Coates	1,174	1994
Wes Welker	1,165	2008
Terry Glenn	1,147	1999
Terry Glenn	1,132	1996
Julian Edelman	1,056	2013
Stanley Morgan	1,029	1981
Irving Fryar	1,014	1991
Harold Jackson	1,013	1979
Randy Moss	1,008	2008
Stanley Morgan	1,002	1979

EDELMAN BREAKS 100-CATCH MARK

Edelman finished the 213 season 4th in the NFL with 105 receptions to join Wes Welker (2007-09, 11-12) and Troy Brown (2001) as the only Patriots players to reach 100 receptions in a season. Edelman is averaging 6.4 receptions per game in 2013.

PATRIOTS PLAYERS WITH 100 RECEPTIONS

Player	Receptions	Season
Wes Welker	123	2009
Wes Welker	122	2011
Wes Welker	118	2012
Wes Welker	112	2007
Wes Welker	111	2008
Julian Edelman	105	2013
Troy Brown	101	2001



PATRIOTS OFFENSIVE NOTES

TE ROB GRONKOWSKI

GRONKOWSKI SETS NFL RECORD FOR RECEIVING YARDS BY A TIGHT END

Rob Gronkowski finished the 2011 season with 1,327 receiving yards, surpassing San Diego's Kellen Winslow's 1980 record of 1,290 receiving yards for most receiving yards in a season by a tight end. New Orleans' Jimmy Graham also broke Winslow's old record, but finished with 1,310 receiving yards, 17 shy of Gronkowski's new record.

MOST RECEIVING YARDS BY TIGHT END IN THE NFL


Player	Yards	Year
Rob Gronkowski	1,327	2011
Jimmy Graham (NO)	1,310	2011
Kellen Winslow (SD)	1,290	1980
Tony Gonzalez (KC)	1,258	2004
Todd Christensen (Raiders)	1,247	1983
Jimmy Graham (NO)	1,215	2013
Jackie Smith (STL)	1,205	1967
Tony Gonzalez (KC)	1,203	2000
Pete Retzlaff (PHI)	1,190	1965
Ben Coates (NE)	1,174	1994

MOST RECEIVING YARDS BY A PATRIOTS TIGHT END

Player	Yards	Year
Rob Gronkowski	1,327	2011
Ben Coates	1,174	1994
Ben Coates	915	1995
Aaron Hernandez	910	2011
Marv Cook	808	1991
Don Hasselbeck	808	1981

MOST RECEPTIONS BY A PATRIOTS TIGHT END

Player	Yards	Year
Ben Coates	96	1994
Rob Gronkowski	90	2011
Ben Coates	84	1995
Marv Cook	82	1991
Aaron Hernandez	79	2011



GRONKOWSKI SETS NFL MARK FOR TOUCHDOWNS BY A TIGHT END IN A SEASON

Gronkowski set an NFL record for most touchdowns by a tight end with 18 overall touchdowns in 2011 (17 receiving and 1 rushing). Gronkowski passed the old mark of 13 receiving touchdowns by Vernon Davis (SF in 2009) and Antonio Gates (SD in 2004). In addition to his 17 touchdown receptions, Gronkowski scored on a lateral in the third quarter vs. Indianapolis [12/4/11], credited as his first career rushing play.

MOST TOTAL TDs BY A TIGHT END IN A SINGLE NFL SEASON

18	Rob Gronkowski	NE	2011	[17 pass, 1 rush]
16	Jimmy Graham	NO	2013	[16 pass]
13	Vernon Davis	SF	2013	[13 pass]
13	Vernon Davis	SF	2009	[13 pass]
13	Antonio Gates	SD	2004	[13 pass]

MOST TD RECEPTIONS BY A TIGHT END IN A SINGLE NFL SEASON

17	Rob Gronkowski	NE	2011
16	Jimmy Graham	SF	2013
13	Vernon Davis	NO	2013
13	Vernon Davis	SF	2009
13	Antonio Gates	SD	2004

GRONKOWSKI BECOMES FIRST PATRIOTS TIGHT END TO RECORD A RUSHING TD

Gronkowski scored a 2-yard touchdown on a lateral from Tom Brady in the third quarter vs. Indianapolis [12/4/11], becoming the first tight end in Patriots history to score a rushing touchdown. Gronkowski is the first NFL tight end to score a rushing touchdown since Tennessee's Bo Scaife had a 31-yard scoring run against Baltimore on Nov. 12, 2006. He is the first tight end since the 1970 merger to have two receiving touchdowns and a rushing touchdown in the same game.

LED AFC IN SCORING IN 2011; FIRST TIME THAT A TE HAS LED A CONFERENCE IN SCORING

Gronkowski led the AFC in scoring among non-kickers with 108 points in 2011 and finished second in the NFL to Philadelphia's LeSean McCoy, who had 120 points. It is the first time in NFL history that a tight end has led his conference in scoring and the first time a tight end has led the NFL in touchdown receptions [17].

GRONKOWSKI HAD THREE STRAIGHT 10-TD SEASONS

Gronkowski had three straight 10 touchdown seasons (10 in 2010, 18 in 2011 and 11 in 2012). Gronkowski joins Randy Moss (2007, 2008 and 2009) and Corey Dillon (2004, 2005, 2006) as the only Patriots with three straight 10-plus touchdown seasons and three 10-plus touchdown seasons overall.

CONSECUTIVE 10-PLUS TD SEASONS / PATRIOTS HISTORY

3 Rob Gronkowski - 2010, 2011, 2012
3 Randy Moss - 2007, 2008, 2009
3 Corey Dillon - 2004, 2005, 2006
2 BenJarvus Green-Ellis - 2010, 2011
2 Curtis Martin - 1995, 1996

MOST 10-PLUS TOUCHDOWN SEASONS / PATRIOTS HISTORY

3 Rob Gronkowski - 2001, 2011, 2012
3 Randy Moss - 2007, 2008, 2009
3 Corey Dillon - 2004, 2005, 2006
2 BenJarvus Green-Ellis - 2010, 2011
2 Curtis Martin - 1995, 1996
2 Stanley Morgan - 1979, 1986

GRONKOWSKI SECOND PATRIOTS TIGHT END TO REACH 1,000 YARDS

Gronkowski became the second tight end in New England Patriots history to go over 1,000 receiving yards in 2011. He broke TE Ben Coates (1,174 yards in 1994) franchise record en route to his NFL tight end receiving record of 1,327 yards.

GRONKOWSKI ENTERS THE 2014 SEASON WITH A STREAK OF 50 STRAIGHT GAMES WITH AT LEAST ONE RECEPTION

Gronkowski has caught at least one pass in all 50 regular season games that he has played. The only game that Gronkowski has played in at the NFL level where he did not have at least one reception was the 2012 AFC Divisional play-off game vs. Houston when he left the game in the first quarter with an injury.

LONGEST CURRENT STREAKS OF CONSECUTIVE GAMES WITH A RECEPTION BY TIGHT ENDS

88 Owen Daniels (Houston)
87 Jason Witten (Dallas)
81 Heath Miller (Pittsburgh)
50 Rob Gronkowski (New England)



PATRIOTS OFFENSIVE NOTES

GRONKOWSKI IS FIRST TIGHT END WITH THREE STRAIGHT 10-PLUS TOUCHDOWN SEASONS

Gronkowski had 11 touchdowns in 2012 and is the first tight end in NFL history to have three straight 10-plus touchdown seasons.

CONSECUTIVE 10-PLUS TD SEASON BY A TE/NFL HISTORY

3 Rob Gronkowski	10 in 2010, 18 in 2011, 11 in 2012
2 Antonio Gates	13 in 2004 and 10 in 2005

GRONKOWSKI REACHED 20 TDS IN FEWEST GAMES AMONG TEs IN NFL HISTORY

Gronkowski reached the 20-touchdown mark in just 26 career games, the fewest games among tight ends in NFL history.

TEs TO REACH 20 TD REC. IN THE FEWEST GAMES

Player	Team	Games to 20 TD catches
Rob Gronkowski	Patriots	26
Mike Ditka	Chicago	31
Kellen Winslow	San Diego	35
Antonio Gates	San Diego	37

GRONKOWSKI IS SECOND ON PATRIOTS LIST FOR TOUCHDOWNS BY A TIGHT END

MOST RECEIVING TOUCHDOWNS BY A PATRIOTS TIGHT END

Player	TD	Years
Ben Coates	50	1991-99
Rob Gronkowski	42	2010-Present
Russ Francis	28	1975-80, 87-88
Ben Watson	20	2004-09

MOST TD CATCHES BY A PATS TIGHT END

MOST TD CATCHES IN A SEASON BY A PATRIOTS TE

Player	Year	Rec	Yds	Avg	Lg	TD
Rob Gronkowski	2011	90	1327	14.7	52t	17
Rob Gronkowski	2010	42	546	13	28	10
Ben Coates	1996	62	682	11	84t	9

Gronkowski finished the 2011 season with 90 receptions, posting the 13th season with 90 or more receptions by a tight end. New Orleans' Jimmy Graham (99) also eclipsed the 90-reception plateau in 2011.

GRONKOWSKI'S 18 OVERALL TDS ARE SECOND MOST BY A PATRIOT IN A SEASON

Gronkowski finished the 2011 season with 18 overall touchdowns (17 receiving, 1 rushing). His 18 overall touchdowns passed Curtis Martin (17 overall in 1996) for the second highest single-season total in Patriots history. Randy Moss had a franchise record 23 total touchdowns in 2007.

PATRIOTS RECORD BOOK / MOST TOUCHDOWNS IN A SEASON

Player	Season	TDs
Randy Moss	2007	23
Rob Gronkowski	2011	18
Curtis Martin	1996	17

GRONKOWSKI'S 38 TD RECEPTIONS ARE THIRD MOST IN FIRST THREE NFL SEASONS

Most Touchdown Catches First Three NFL seasons

No.	Player
43	Randy Moss (Minnesota - 17, 11 and 15)
40	Jerry Rice (SF -3, 15 and 22)
38	Rob Gronkowski (10, 17 and 11)

Gronkowski has 38 touchdown receptions and 39 touchdowns overall in his first 43 NFL games since entering the NFL in 2010. The NFL record for most overall touchdowns in a player's first three NFL seasons is 47 by Barry Sanders (43 rushing and 4 receiving) and the record for most touchdown receptions in a player's first three NFL seasons is 43 by Randy Moss.

SECOND IN NFL HISTORY TO RUSH FOR A TD, CATCH A TD, RECORD A TACKLE AND RETURN A KICKOFF IN THE SAME SEASON

In 2011, Gronkowski became the second tight end in NFL history to rush for a touchdown, catch a touchdown, record a tackle and return a kickoff in the same season. Bo Scaife was the first to accomplish the feat in 2006 with Tennessee.

GRONKOWSKI IS THE FASTEST TIGHT END TO 40 TOUCHDOWNS

Gronkowski scored his 40th touchdown reception on a 9-yard pass from Tom Brady at Carolina on Nov. 18, 2013 in his 47th NFL game. He is the fastest tight end to reach 40 touchdowns.

FASTEST TO 40 TOUCHDOWNS RECEIVING/ TIGHT END

Player	Games to 40 touchdown receptions
Rob Gronkowski (NE)	47 Games
Jimmy Graham (NO)	61 Games
Antonio Gates (SD)	71 Games
Jerry Smith (WAS)	76 Games
Kellen Winslow SR. (SD)	92 Games
Dallas Clark (IND)	96 Games
Tony Gonzalez (KC)	101 Games

GRONKOWSKI: NFL TIGHT END RECORD OF SEVEN GAMES OF TWO OR MORE TDS IN 2011

Gronkowski's seven games with two or more touchdowns in 2011 are an NFL record for a tight end. Antonio Gates (San Diego in 2004) and Jerry Smith (Washington in 1967) each had four two-touchdown games. The NFL record for most two-plus touchdown reception games in a season is eight by Randy Moss with the Patriots in 2007. Gronkowski's is tied with Cris Carter (1995) and Jerry Rice (1987) for the second most games with two or more touchdowns in a single season. Gronkowski has 12 such games in his NFL career, including three in 2012.

MOST GAMES WITH 2+ TD RECEPTIONS/SEASON

8	Randy Moss (Patriots)	2007
7	Rob Gronkowski (Patriots)	2011
7	Cris Carter (Minnesota)	1995
7	Jerry Rice (San Francisco)	1987



PATRIOTS OFFENSIVE NOTES

GRONKOWSKI IS SECOND SINCE 2010 WITH 42 TOUCHDOWN RECEPTIONS

Gronkowski's 42 touchdown receptions since the start of the 2010 season are second behind Calvin Johnson's 45. Gronkowski's 43 overall touchdowns are fourth, behind Adrian Peterson [50], Arian Foster [49] and Calvin Johnson [45].

MOST TOUCHDOWNS RECEPTIONS BY A TIGHT END SINCE 2010

Player	Touchdowns
Rob Gronkowski	42
Jimmy Graham	36
Vernon Davis	28
Antonio Gates	27
Tony Gonzalez	26
Jason Witten	23

MOST TOUCHDOWN RECEPTIONS SINCE 2010

Player	Touchdowns
Calvin Johnson	45
Rob Gronkowski	42
Jimmy Graham	36
Dez Bryant	36

GRONKOWSKI SET TEAM MARK WITH A TD REC. IN SIX STRAIGHT GAMES

Gronkowski set a franchise record with a touchdown reception in six straight games in 2011. The Patriots record for most consecutive games with at least one touchdown overall is seven by Curtis Martin.

GRONKOWSKI HAS 12 CAREER 100-YARD GAMES

Gronkowski registered his 10th career-100-yard game in his first game back in 2013 when he caught 8 passes for 114 yards at the New York Jets on Oct. 20, 2013 and then added his second of the 2013 season and 11th of his career with a career-high nine receptions for 143 yards vs. Pittsburgh on Nov. 3, 2013. In Week 13 at Houston, Gronkowski had his 12th 100-yard game with 127 yards on six receptions. He has the team mark for the most 100-yard games by a tight end.

MOST 100-YARD GAMES BY A PATRIOTS TIGHT END

Player	100-Yard Games
Rob Gronkowski	12
Ben Coates	9

ALL IN THE FAMILY

Gronkowski grew up playing football against his brothers in the backyard. Two of his brothers have NFL playing experience. Dan Gronkowski, finished the 2011 season with Cleveland after spending part of the season with the Patriots. He also spent time with Detroit (2009) and Denver (2010). Chris is currently with San Diego after spending 2012 with Denver, 2010 with Dallas and 2011 with Indianapolis. The Gronkowskis are among 23 different sets of three brothers to have played in the NFL and join nine other families with at least three brothers in the NFL playing at the same time. (Dan is currently out of the NFL).

Family	Brothers	Yr. in NFL at Same Time
Gronkowski	Rob, Dan, Chris	2010-2011
Baldinger	Brian, Gary, Rich	1986-88, 90-92
Browner	Joey, Keith, Ross	1984-87
Olsen	Merlin, Phil, Orrin	1976
Saul	Rich, Bill, Ron	1970
Richardson	Gloster, Tom, Willie	1969
Rooney	Bill, Cobb, Joe	1924-27
Kinderdine	Hobby, Shine, Walt	1924
Nesser	Al, Frank, Fred, John, Phil, Ted	1921

GOOD FOR A FIRST DOWN

Rob Gronkowski's first catch of the 2013 season went 12 yards for a first down at the New York Jets (10/20/13) and Gronkowski finished with eight catches in the game for six first downs. The first down conversion is something that Gronk has mastered since his arrival in the league in 2010, as he leads all tight ends in first down conversion percentage during that time:

GRONKOWSKI'S FIRST DOWN EFFICIENCY:

Year	REC	Receiving FIRST DOWNS	PCT.
2010	42	30	0.714
2011	90	69	0.767
2012	55	45	0.818
2013	37	29	0.784
Totals	224	173	0.772

HIGHEST FIRST DOWN CONVERSION RATE BY NFL TIGHT ENDS SINCE 2010:

Team	Player	PCT.
NE	1. Rob Gronkowski	0.772
NO	2. Jimmy Graham	0.720
SD	3. Antonio Gates	0.687
HOU	4. Owen Daniels	0.680
BUF	5. Scott Chandler	0.659

IN GOOD COMPANY

In 2011, Rob Gronkowski joined Dallas Clark, Jimmy Graham, Tony Gonzalez and Todd Christiansen, as the only tight ends in NFL history with 90-plus receptions, 1,000-plus yards and 10-plus touchdown receptions in a single season.

TIGHT ENDS WITH 90-PLUS RECEPTIONS, 1000-PLUS YARDS AND 10-PLUS TOUCHDOWNS IN A SEASON

Player	Rec.	Yards	TDs	Year
Rob Gronkowski (NE)	90	1,327	17	2011
Jimmy Graham (NO)	99	1,310	11	2011
Dallas Clark (IND)	100	1,106	10	2009
Tony Gonzalez (KC)	96	1,058	10	2008
Todd Christensen (LAR)	92	1,247	12	1983

GRONKOWSKI IS TIED WITH GINO CAPPELLETTI FOR FOURTH ALL-TIME ON PATS TD RECEPTION LIST

Gronkowski's 23-yard touchdown in the first quarter at Houston on Dec. 1, 2013 was his 42nd career touchdown reception. He is now tied with Gino Cappelletti (42) for the fourth-most touchdown receptions in team history.

MOST PATRIOTS TOUCHDOWN RECEPTIONS/CAREER

67	Stanley Morgan
50	Ben Coates
	Randy Moss
42	Rob Gronkowski
42	Gino Cappelletti
39	Jim Colclough
38	Irving Fryar



PATRIOTS OFFENSIVE NOTES

G LOGAN MANKINS

MANKINS GOT A UNIQUE RIDE TO THE 2011 AFC CHAMPIONSHIP GAME

Logan Mankins' car wouldn't start when he was leaving the team hotel to head to the 2011 AFC Championship Game (01/22/12). He went back into the hotel lobby with plans to call a car service for help, but he ran into fans dressed in Patriots apparel and asked if they were going to the game and if they could give him a ride. The fans planned on parking at their usual spot across from the stadium but Mankins was able to return the favor of a ride for premium parking right next to the stadium.



RB STEVAN RIDLEY

STEVAN RIDLEY OVER 1,000 YARDS RUSHING IN 2012

Stevan Ridley reached 1,000 yards in 2012 to give New England its 15th 1,000-yard rushing season. He is the 12th Patriots player to reach 1,000 yards and his 1,263 yards was the fourth-most in franchise history.

PATRIOTS WITH 1,000 YARDS RUSHING IN A SEASON

Player	Yards	Year
Stevan Ridley	1,263	2012
BenJarvus Green-Ellis	1,008	2010
Corey Dillon	1,635	2004
Antowain Smith	1,157	2001
Robert Edwards	1,115	1998
Curtis Martin	1,160	1997
Curtis Martin	1,152	1996
Curtis Martin	1,487	1995
Leonard Russell	1,088	1993
John Stephens	1,168	1988
Craig James	1,227	1985
Tony Collins	1,049	1983
Sam Cunningham	1,015	1977
Jim Nance	1,216	1967
Jim Nance	1,458	1966

RIDLEY GOING STRONG

Stevan Ridley became the fifth Patriots player to reach 1,200 yards and his 1,263 yards in 2012 are the fourth best in franchise history.

MOST YARDS RUSHING/SINGLE SEASON

Player	Season	Yds
Corey Dillon	2004	1,635
Curtis Martin	1995	1,487
Jim Nance	1966	1,458
Stevan Ridley	2012	1,263
Craig James	1985	1,227

RIDLEY QUALIFIES FOR ALL-TIME TEAM IN RUSHING AVERAGE

Ridley has 555 rushing attempts for 2,477 yards for a 4.46-yard average to qualify for the team lead in rushing average.

HIGHEST AVERAGE RUSHING GAIN (CAREER) (450 ATTEMPTS)

Player	Average
Stevan Ridley	4.46, 2011-2013 (555-2,477)
Corey Dillon	4.22, 2004-06 (753-3,180)
Craig James	4.22, 1984-88 (585-2,469)
Kevin Faulk	4.17, 1999-11 (864-3,607)
Laurence Maroney	4.17, 2006-09 (582-2,430)

RIDLEY REACHES 12 TDS IN 2012

Stevan Ridley scored 12 rushing TDs in 2012. It is the 13th time in Patriots history that a running back has finished a season with 10 or more touchdowns rushing. Ridley (12) and TE Rob Gronkowski (11) both had 10-plus touchdowns on the year. It is the third straight season and fifth time in team history that the Patriots have had two players finish with 10 or more touchdowns in a season. In 2011, RB BenJarvus Green-Ellis (11) and Rob Gronkowski (18) had 10 touchdown seasons. In 2010, Gronkowski (10) and Green-Ellis (13) had 10 touchdown seasons. In 1974, Mack Herron had 12 touchdowns (7 rushing, 5 receiving) and Sam Cunningham had 11 (9 rushing, 2 receiving). In 1976, Steve Grogan had 12 touchdowns (12 rushing) and Andy Johnson had 10 touchdowns (6 rushing, 4 receiving).

STEVAN RIDLEY LED TEAM WITH 12 TOUCHDOWNS IN 2012

Ridley finished tied for third in the NFL with 12 rushing touchdowns in 2012. The 12 rushing touchdowns are tied with Corey Dillon (2005 and 2004), Antowain Smith (2001) and Steve Grogan (1976) for fifth all-time in team history.

MOST RUSHING TOUCHDOWNS/SEASON IN PATRIOTS HISTORY

14	Curtis Martin, 1996
14	Curtis Martin, 1995
13	BenJarvus Green-Ellis, 2010
13	Corey Dillon, 2006
12	Stevan Ridley, 2012
12	Corey Dillon, 2005
12	Corey Dillon, 2004
12	Antowain Smith, 2001
12	Steve Grogan, 1976



PATRIOTS OFFENSIVE NOTES

WR MATTHEW SLATER

MATTHEW SLATER: LIKE FATHER LIKE SON

Matthew Slater is one of 10 sons of Hall of Fame members to be drafted in NFL history.

HALL OF FAME FATHERS WITH SONS DRAFTED IN THE NFL

Jackie Slater (class of 2001) – son, Matthew Slater (NE)

Bobby Bell (class of 1983) – son, Bobby Bell (NYJ)

Tony Dorsett (class of 1994) – son, Anthony Dorsett (HOU)

Bob Griese (class of 1990) – son, Brian Griese (DEN)

Russ Grimm (class of 2010) – son, Cody Grimm (TB)

Howie Long (class of 2000) – son, Chris Long (STL)

son, Kyle Long (CHI)

Bruce Matthews (class of 2007) – son, Jake Matthews (ATL)

Don Shula (class of 1997) – son, Mike Shula (TB)

Kellen Winslow (class of 1995) – son, Kellen Winslow (CLE)

MATTHEW AND JACKIE SLATER COMBINE FOR 10 PRO BOWLS

Matthew Slater was voted to his third straight Pro Bowl in 2013. His father, Jackie Slater, went to seven Pro Bowls. The Slater family's 10 combined Pro Bowls are the second most among father-son contingents to have been voted to at least one Pro Bowl each.

MOST FATHER AND SON PRO BOWL SELECTIONS

<u>Players</u>	<u>Pro Bowls</u>
Archie (2), Peyton (13) and Eli Manning (3)	18
Jackie (7) and Matthew Slater (3)	10

SLATER EMERGED AS A THREE-TIME CAPTAIN AND THREE-TIME PRO BOWLER ON SPECIAL TEAMS

Bill Belichick acknowledged Matthew Slater's role as a gunner on special teams: "Matt is one of the best in the league," Belichick said. "Any time the punt return team has to double somebody, that makes it one less guy they can use somewhere else in the return. He almost always draws two guys out there unless they're in an eight-man rush. Most of the time, there's two guys out there — fourth-and-short, where they're trying to protect the box — but he draws a lot of double teams, and deservedly so. He does an outstanding job of covering punts."



2011 FIRST ROUND PICK NATE SOLDER

It only took a day for Nate Solder to decide to change from his lifelong position of tight end to tackle after playing his freshman year at Colorado as a tight end. "My coaches came to me and said, 'You'd be an all right tight end, but you'd be an even better tackle,'" he told the Boston Globe. "I've always wanted to be great, so that's why I moved to tackle." He added over 30 pounds after his redshirt freshman season and was named the team's starting left tackle. He played in 2,540 of 2,542 offensive plays over the next three seasons at Colorado and became an immediate contributor on the Patriots offensive line at right tackle as a rookie before moving to left tackle.

WR KENBRELL THOMPKINS

JUDGE KEEPS AUTOGRAPHED PICTURE OF KENBRELL THOMPKINS ON HIS DESK

Florida judge Dennis Murphy will never forget Kenbrell Thompson. This is especially true now, as Murphy keeps an autographed picture of Thompson on his desk from the rookie's playing days at El Camino Community College. The picture was a gift from Thompson, who has Murphy to thank for granting him special probation conditions after a drug charge in 2007 that allowed Thompson to leave his crime-riddled neighborhood in Miami, Fla. and attend El Camino. "I'm a firm believer in giving youth a chance to try and turn it around," Murphy told The Boston Globe. After being arrested seven times between the ages of 15 and 18, Thompson excelled at El Camino and went on to play at the University of Cincinnati en route to fulfilling his NFL dream. Thompson earned his degree from Cincinnati in criminal justice.



RB SHANE VEREEN SETS TEAM RECORD FOR RECEPTIONS AND RECEIVING YARDS BY A RUNNING BACK

Shane Vereen had 12 receptions for 153 yards vs. Cleveland on Dec. 8, 2013, setting a single-game franchise record for most receptions and most receiving yards by a running back. Vereen's 153 receiving yards topped the 53-year-old franchise running back record of 124 receiving yards, achieved by Dick Christy against the Oakland Raiders on Nov. 4, 1960. Vereen's 12 receptions topped the previous Patriots running back record of 11 receptions, achieved three times, most recently by Kevin Faulk on Sept. 3, 2000 against Tampa Bay.

MOST RECEIVING YARDS BY A PATRIOTS RUNNING BACK/ SINGLE GAME

<u>Player</u>	<u>Game</u>	<u>Yards</u>
Shane Vereen	vs. Cleveland (12/08/13)	153
Dick Christy	vs. Oakland (11/04/60)	124
Joe Johnson	vs. Houston (11/25/60)	123

MOST RECEPTIONS BY A PATRIOTS RUNNING BACK/ SINGLE GAME

<u>Player</u>	<u>Game</u>	<u>Rec.</u>
Shane Vereen	vs. Cleveland (12/08/13)	12
Kevin Faulk	vs. Tampa Bay (09/03/00)	11
Leroy Thompson	vs. Minnesota (11/13/94)	11
Tony Collins	vs. Philadelphia (11/29/87)	11

VEREEN IS FOURTH NFL RUNNING BACK TO POST 150 YARDS RECEIVING IN A SINGLE GAME IN THE LAST 10 SEASONS

<u>Player</u>	<u>Team</u>	<u>Yards</u>
Brain Westbrook (2004)	Philadelphia	156
Jahvid Best (2010)	Detroit	154
Shane Vereen (2013)	Patriots	153
Matt Forte (2010)	Chicago	151



PATRIOTS DEFENSIVE NOTES

C RYAN WENDELL

RYAN WENDELL LEADS THE NFL IN PLAY SNAPS IN 2012

Ryan Wendell played a league-high 1,249 snaps in 2012 and it helped earn him a spot on the USA Today All-Joe team in 2012. Said Wendell: "I think first it says a lot about the organization, our training staff and our strength training coaches, that they do everything they can all season and all off-season and during the spring to keep us healthy throughout the whole season. I think it says more about them than it does about me individually."

CB KYLE ARRINGTON

WHAT IS IN A NUMBER?

When Arrington was first making the transition from Hofstra to the NFL in 2008, he was assigned jersey No. 42. At that point in his career, he was cut by both the Eagles and Buccaneers.

When Arrington first arrived in New England as a practice squad player in 2009, he initially donned No. 27. But when No. 24 became available, a result of Jonathan Wilhite leaving in free agency after the 2010 season, Arrington pounced on it.

The reason is that it reflects how he's flipped his NFL fortunes – from a No. 42 struggling to hang on to a No. 24 who has carved out a role on a winning team.

Arrington moved from 24 to 25 in an agreement with Adrian Wilson in 2013 to accommodate the veteran's desire to keep the same jersey he had worn during his 12-year NFL career.

LB JAMIE COLLINS

JAMIE COLLINS' JOURNEY

The road to the NFL has been anything but easy for linebacker and 2013 second-round draft pick Jamie Collins. The youngest of five siblings growing up in Meadville, Miss., Collins lost both of his parents when he was six years old and was raised by one of his sisters, who was in her mid 20s. Collins turned to football as an outlet to help him through the tough times. "It means a lot. It's my living," Collins told the *Boston Herald*. "It kept me on track." Collins' resiliency in dealing with adversity has made a lasting impact on fellow Mississippi native Stevan Ridley, who grew up 30 miles west of Meadville in Natchez, Miss., and got to know Collins through a family friend. "What I've known about him, he really has been a strong person," Ridley told the Herald. "Anybody that's gone through the thing that he's gone through and still find a way to be successful on the football field, you have to be mentally tough. That's what he's kind of done as a teammate here. He's come in here and accepted his role and did a pretty good job as a rookie."

LB DONT'A HIGHTOWER


HIGHTOWER WEARS TEDY BRUSCHI'S JERSEY #54

As a first round draft pick, Dont'a Hightower is used to high expectations. Hightower went to training camp with jersey #45 but was switched to jersey #54 prior to the start of his rookie year in 2012. Former LB Tedy Bruschi wore #54 for 13 seasons. Hightower understands the importance of the number and hopes to live up to its legacy. "I definitely feel honored to be able to wear this number," Hightower said. "I've read that Tedy didn't want it to be retired and he hoped another linebacker would come in and be able to wear this number and be able to play as well. I feel honored. Tedy was a great player, and he means a lot to this organization. I'm definitely proud to be able to wear this number."

DE CHANDLER JONES

2012 FIRST-ROUND PICK CHANDLER JONES FOLLOWS IN BROTHERS' FOOTSTEPS

Chandler Jones has two brothers, Arthur, a fifth-round NFL Draft selection by the Baltimore Ravens in 2010 (currently with the Indianapolis Colts), who was a Syracuse defensive tackle, and Jon "Bones" Jones, a UFC fighter and the reigning Lightweight Champion.



JONES IS PILING UP SACKS

Jones had three two-sack games in 2013 with two vs. Pittsburgh on Nov. 3 and two in both 2013 meetings against the New York Jets. He finished the 2013 season with 11½ sacks on the year. The Patriots have now had a player finish with 10 or more sacks in a season 15 times in team history.

PATRIOTS 10-PLUS SACK SEASONS

Sacks	Player	Year
12.0	Tony McGee	1977
10.0	Bobby Hamilton	1977
11.5	Tony McGee	1978
10.5	Tony McGee	1979
18.5	Andre Tippett	1984
16.5	Andre Tippett	1985
10.0	Garin Veris	1985
11.0	Garin Veris	1986
12.5	Andre Tippett	1987
11.0	Willie McGinest	1995
12.5	Mike Vrabel	2007
10.0	Tully Banta-Cain	2009
10.0	Mark Anderson	2011
10.0	Andre Carter	2011
11.5	Chandler Jones	2013



PATRIOTS DEFENSIVE NOTES

JONES IS OFF TO A FAST START

Jones had 11½ sacks in 2013 and had six sacks as a rookie in 2012. He is the first Patriots player with five-plus sacks in each of his first two NFL seasons since Chris Slade in 1993 (9.0) and 1994 (9.5).

JONES HAD 17½ SACKS IN HIS FIRST TWO NFL SEASONS

Chandler Jones reached a single-season high in 2013 after reaching 11 ½ sacks in 2013. He had 6.0 sacks as a rookie in 2012.

MOST SACKS IN THE FIRST TWO SEASONS/PATRIOTS HISTORY

Player	Seasons	Sacks
Garin Veris	1985-86	21.0 (10.0, 11.0)
Chris Slade	1993-94	18.5 (9.0, 9.5)
Chandler Jones	2012-13	17.5 (6.0, 11.5)
Willie McGinest	1994-95	15.5 (4.5, 11)

JONES HAS FORCED THREE FUMBLES ON SACKS

Jones had three forced fumbles in 2012. Jones forced a fumble on a sack at Tennessee (9/9/12), vs. Arizona (9/16/12) and at Seattle (10/14/12).

JONES NAMED AFC DEFENSIVE PLAYER OF THE MONTH FOR NOVEMBER

Jones was named AFC Defensive Player of the Month for November in 2013 by the National Football League. It is the first time in his career that he has received the honor. Jones registered 16 total tackles and four sacks in the team's three November games to push his season total to 10 ½ sacks. The Patriots have now had a player finish with 10 or more sacks in a season 15 times. Jones has 17 ½ sacks (6 in 2012 and 11 ½ in 2013) in his first two NFL seasons, which ranks third in team history for most sacks in a player's first two seasons. Garin Veris had 21 and Chris Slade had 18 ½. Jones is the first Patriots player to earn an AFC Defensive Player of the Month honor since S Eugene Wilson was named AFC Defensive Player of the Month for September in 2004.



THIRD TEAM IS A CHARM FOR CHRIS JONES

Chris Jones had an early introduction to failure in the NFL. Taken behind 37 other defensive linemen in the 2013 NFL Draft, the defensive tackle was cut by two teams over a span of just 11 days. After selecting him in the sixth round with the 198th overall pick, the Houston Texans cut Jones on Aug. 31. Jones signed with the Tampa Bay Buccaneers on Sept. 1, but lasted only 10 days, as the Buccaneers released him on Sept., 10. Rather than be deterred by these early disappointments, however, Jones maintained a positive outlook when he signed with the Patriots on Sept. 11, and it has paid off in a big way. Thrust into a starting role after key injuries to the defensive line, Jones finished his rookie season with six sacks. Jones' sudden success may come as a surprise to some, but not to Dave Clawson, Jones' college coach at Bowling Green. Jones was part of Clawson's first recruiting class and blossomed into an All-American and two-time captain for the Falcons. "It's hard to talk about Chris without getting a little bit emotional," Clawson told the *Boston Herald*; "because he was that special of a player and person in our program."



MAYO OVER 100 TACKLES FOR THE FIFTH STRAIGHT YEAR IN 2012

LB Jerod Mayo is the first player in Patriots history to register 100 tackles in his first five NFL seasons, and the fourth Patriots' player with at least five straight 100-tackle seasons.

100 TACKLES IN AT LEAST FIVE CONSECUTIVE SEASONS/PATRIOTS

- 6 Fred Marion (1985-1990)
- 5 Jerod Mayo (2008-2012)**
- 5 Lawyer Milloy (1997-2001)
- 5 Vincent Brown (1991-1995)



MAYO A TACKLING MACHINE

Jerod Mayo had his fifth straight 100-tackle season and his second season with over 180 total tackles after finishing the season with 184 tackles in 2012, the fifth-highest single season tackle total in franchise history. Mayo's 184 tackles are second to the 193 he had in 2010. Mayo registered at least 10 tackles in 10 games, including a season-high of 20 vs. the New York Jets (10/28/12). He matched his career-best with 10 games with 10 tackles. In 2010 he also had 10 games with 10 or more tackles.

PATRIOTS SINGLE SEASON TACKLE LEADERS ALL-TIME

Year	Player	Tackles
1983	LB Clayton Weishuhn	229
1984	LB Steve Nelson	207
2010	LB Jerod Mayo	193
1980	LB Steve Nelson	186
2012	LB Jerod Mayo	184

MAYO TIES TEAM MARK

Jerod Mayo has led the Patriots in tackles for five straight seasons (2008-12), joining Vincent Brown and Steve Nelson as the only Patriots players to lead the team in tackles for five straight seasons. He currently is leading the team with 55 total tackles.

Most years Leading the Patriots in Tackles

- 5 Jerod Mayo (2008, 2009, 2010, 2011, 2012)**
- 5 Vincent Brown (1991, 1992, 1993, 1994, 1995)
- 5 Steve Nelson (1979, 1980, 1982, 1984, 1985)

MAYO IS A YOUNG LEADER

Jerod Mayo learned knowledge and discipline are the keys to success while spending afternoons with his three brothers under the supervision of their grandfather, Walter Johnson, a retired Air Force veteran of 30 years. While Mayo's mother worked two jobs, Johnson taught the boys discipline, responsibility and the value of life. Those lessons helped Mayo develop a work ethic and demeanor that has earned him the nickname of "Old Soul" from his teammates. His leadership skills and talent helped him become only the second Patriot to be named AFC Rookie of the Year, earning that title in 2008 to join Michael Haynes (1976).



PATRIOTS DEFENSIVE NOTES

MAYO ON WHY THE PATRIOTS HAVE SUCCESS

Mayo, who served as a defensive co-captain for New England last season, says the team's continued success is a result of the entire organization working towards one common goal.

"If you want to be a good football team, you'll never be stuck in rush-hour traffic," says Mayo. "You are the first one here and the last one to leave. I think guys really buy into that, guys that come from other teams, I think they follow the lead of the bulk of this team."



DOUBLE TROUBLE: DB DEVIN McCOURTY

After being selected by the Patriots in the first round of the 2010 NFL Draft, DB Devin McCourty became part of a select group in league history. McCourty's identical twin brother, Jason, is a cornerback with Tennessee, selected in the sixth round of the 2009 NFL Draft. The two are the 12th set of twins to play in the NFL. Devin redshirted for the 2005 season and therefore was a year behind his brother in eligibility. McCourty is the second twin to suit up for the Patriots, after CB Kato Serwanga was a member of the team from 1998-2000. His twin brother, Wasswa, played for San Francisco and Minnesota from 1999-2001. According to McCourty's mother, the two can only be told apart by tiny scars on their faces left by chickenpox. The McCourty twins are one of two active sets of twins playing in the NFL.

Current Twins Playing in the NFL

Devin (NE) and Jason McCourty (TEN)

Maurkice (PIT) and Mike Pouncey (MIA)

McCOURTY POSTS SECOND-LONGEST KICKOFF RETURN IN FRANCHISE HISTORY

Devin McCourty had a 104-yard kickoff return for a touchdown in the first quarter vs. the Jets (10/21/12), the second longest kickoff return in team history. Ellis Hobbs has the longest in team history with a 108-yard return for a touchdown at the New York Jets on Sept. 9, 2007. McCourty was named AFC Special Teams Player of the Week for his performance.

Longest Kickoff return in Patriots History

Ellis Hobbs	108TD at New York Jets (09-09-07)
Devin McCourty	104TD vs. New York Jets (10-21-12)

IN GOOD COMPANY

Devin McCourty earned Associated Press All-Pro Second Team honors at safety for his performance in 2013. He also earned Second Team All-Pro Honors as a rookie in 2010 when he played cornerback. McCourty joins Pro Football Hall of Famers Rod Woodson and Ronnie Lott as the only NFL players to earn All-Pro honors at both safety and cornerback.

THREE END ZONE PICKS IN 2012

Devin McCourty picked off Colin Kaepernick in the end zone in the third quarter vs. San Francisco (12/16/12). It was his third pick in the end zone in 2012. McCourty picked off Matt Schaub vs. Houston on Dec. 10, 2012 in the first quarter. McCourty picked off Ryan Fitzpatrick in the end zone in the fourth quarter vs. Buffalo on Nov. 11, 2012. It was the fourth time in 2012 that the Patriots intercepted a pass in the end zone. Rookie Tavon Wilson had an interception in the end zone at Tennessee on Sept. 9 in the second quarter.



NINKOVICH LEADS NFL OVER LAST FOUR SEASONS WITH 11 FUMBLE RECOVERIES

Ninkovich has more opponent fumble recoveries (11) over the last four seasons (2010-2013) than any other NFL player. Chicago's Brian Urlacher (retired) and Vince Wilfork are second during that time with seven opponent fumble recoveries.



NINKOVICH: WHERE DID HE COME FROM?

Rob Ninkovich's journey to the Patriots was not easy. He entered the league as a fifth-round pick by the Saints in 2006 and was waived four times by New Orleans and Miami before landing in New England on Aug. 2, 2009. He spent the 2009 offseason trying to make the New Orleans team as a long snapper. Before coming to the Patriots, he had appeared in just eight games over three seasons. He doubled that total in his first year in New England, appearing in 15 games in 2009 and his role on the team has grown since, earning a starting role at linebacker in 2010 and 2011 before moving to a starting role on the defensive line in 2011.

NINKOVICH TIED CAREER-HIGH IN SACKS IN 2013

Ninkovich tied a career-high with 8.0 sacks in 2013. He also had 8.0 sacks in 2012. Ninkovich is the first Patriots player with back-to-back seasons with at least eight sacks since Willie McGinest in 1995 (11) and 1996 (9.5). He is the only player to accomplish the feat during Belichick's tenure as head coach in New England.

NINKOVICH SCORED AS A TE IN COLLEGE

Ninkovich played some at tight end in college at Purdue and caught two touchdown passes with a 2-yard touchdown pass from Dallas QB Kyle Orton and a 1-yard touchdown pass from New York Giants QB Curtis Painter.



PATRIOTS DEFENSIVE NOTES

DB LOGAN RYAN AND DB DURON HARMON

CLASSMATES LOGAN RYAN AND DURON HARMON REUNITE IN NEW ENGLAND

Defensive backs Logan Ryan and Duron Harmon are used to learning a new system together. Five years ago, Ryan and Harmon began their college football careers together as members of the same recruiting class at Rutgers University and developed a close friendship during their four years in Piscataway, N.J. As fate would have it, Ryan and Harmon would begin their NFL journeys together as well when the Patriots selected the two defensive backs just eight picks apart in the third round of the 2013 NFL Draft. Reunited once again, the former Scarlet Knights are excited and eager to make their mark, just as they did five years ago at Rutgers. "We talked before the draft and said how good it would be to play on the same team again, and for it to happen again, it's exciting and it's a blessing," Harmon told the *Boston Globe*. "It's great [we're contributing], because at the end of the day you want to play, and to contribute to a team like this, it's fun."

RYAN RETURNS FIRST PICK FOR A TOUCHDOWN

Ryan returned his first NFL interception 79 yards for a touchdown in the first quarter at the New York Jets on Oct. 20, 2013. The last Patriots player to return their first career interception for a touchdown was Kyle Arrington in 2010 against the Green Bay Packers, when he took back a Matt Flynn pass 36 yards for a touchdown. The last rookie Patriots player to return their first career interception for a touchdown was James Sanders in 2005:

PATRIOTS PLAYERS TO RETURN THEIR FIRST CAREER INT FOR A TD

Season	Player	INT TD Yds
2013	Logan Ryan	79
2010	Gary Guyton	59
2010	Kyle Arrington	36
2005	James Sanders	39
2003	Asante Samuel	55
1999	Andy Katzenmoyer	59
1996	Willie McGinest	46
1992	Chris Singleton	82
1967	John Charles	35
1963	Jim Hunt	78
1961	Don Webb	27

RYAN'S FIRST NFL SACK RESULTS IN A FORCED FUMBLE

Ryan forced a fumble on his first NFL sack vs. Miami on Oct. 27, 2013, a week after returning his first career interception for a touchdown. Ryan strip-sacked Ryan Tannehill, forcing a fumble on a 10-yard sack that was recovered by Rob Ninkovich to give the Patriots possession at the Dolphins' 13-yard line in the third quarter. The play set up a 3-play, 13-yard drive that ended in Brandon Bolden's 2-yard touchdown run that tied the game at 17 in the third quarter. The play marked the second time in as many weeks that a Ryan turnover has led to Patriots points. The previous week against the New York Jets, Ryan scored on a 79-yard interception return for a touchdown.

LOGAN RYAN TIES FOR AFC LEAD IN INTERCEPTIONS AND IS FIRST AMONG ROOKIES IN 2013

Logan Ryan led all rookies in interceptions in 2013 and finished tied with Cleveland's Tashaun Gipson and Tennessee's Alterraun Verner for the AFC lead, marking the fourth straight year a Patriots rookie has been in the top two among all NFL rookies in interceptions. Tavon Wilson (4) was second in 2012, Sterling Moore (2) was second in 2011 and Devin McCourty (7) made the Pro Bowl after leading all rookies in 2010. In 2009, Darius Butler finished one shy of second place with three interceptions. This is also the second straight year the Patriots have finished first in team interceptions by rookies, after tying with Green Bay in 2012 with 7 (Tavon Wilson, 4 and Alfonzo Dennard, 3) and leading 2013 with 7 (Logan Ryan, 5 and Duron Harmon, 2).

2013

5	Logan Ryan, NE
4	Kiko Alonso, BUF
4	Eric Reid, SF

2012

6	Casey Hayward, GB
4	Janoris Jenkins, STL
4	Tavon Wilson, NE

2011

4	Richard Sherman, SEA
2	Marcus Gilchrist, SD
2	Joe Lefeged, IND
2	Sterling Moore, NE
2	Patrick Peterson, ARI
2	Jimmy Smith, BAL

2010

7	Devin McCourty, NE
6	Joe Haden, CLE



JOE VELLANO IS ONE OF FOUR FATHER-SON DUOS TO BE NAMED ALL-AMERICANS AT THE SAME DIVISION I SCHOOL

Joe Vellano and his father, Paul, are one of only four father-son duos to be named All-Americans at the same Division 1 school. Paul Vellano was drafted in the 14th round of the 1974 NFL Draft by the Chicago Bears and played in the World League in 1974 and 1975 for the Florida Blazers in 1974 and then with the San Antonio Wings in 1975 when the franchise relocated there.

Father/Son Duo School

Paul and Joe Vellano	Maryland
Eli and Archie Manning	Mississippi
Kevin and Drew Butler	Georgia
Lee and Travis McGriff	Florida



WILFORK RECORDS FIRST TWO CAREER INTERCEPTIONS

Vince Wilfork recorded his first career interception when he picked off QB Philip Rivers in the second quarter vs. San Diego [9/18]. He had his second interception at Oakland [10/2] to join Anthony Pleasant (2001) as the only other Patriots defensive lineman to ever record two interceptions in the same season. Wilfork is one of four Patriots defensive lineman to ever record two interceptions overall, joining Pleasant, Richard Seymour and Henry Thomas.



PATRIOTS SPECIAL TEAMS NOTES

WILFORK: REASONS FOR TEAM SUCCESS

Patriots Pro Bowl DL Vince Wilfork, who has served as a defensive captain for the Patriots for five straight seasons, says the team's continued success is a result of the entire organization working towards one common goal: "The Patriots are all about team, family and smart football players. They try to get good people here from coaches to guys who work in the front office to guys who put on this uniform. I think everybody has to have one goal in mind, and that's to be together. When you get an organization together that is seeking one goal, you can be pretty successful."



GOSTKOWSKI LED NFL IN 2013 WITH 158 POINTS

Stephen Gostkowski finished first in the NFL in 2013 with 158 total points, a single-season career-high and a Patriots team record. His previous best was 153 points in 2012. Gostkowski surpassed the 155 total points scored by Gino Cappelletti in 1964.

Patriots Record for Most Points in a Season

158 Stephen Gostkowski, 2013

155 Gino Cappelletti, 1964 (includes 7 TDs)

153 Stephen Gostkowski, 2012

148 Stephen Gostkowski, 2008

147 Gino Cappelletti, 1961

143 Stephen Gostkowski, 2011



NFL Record for Most Points by a Kicker

166 David Akers (San Francisco) in 2011

164 Gary Anderson (Minnesota) in 1998

163 Jeff Wilkins (St. Louis) in 2003

161 Mark Moseley (Washington) in 1983

158 Stephen Gostkowski (New England) in 2013

157 Mike Vanderjagt (Indianapolis) in 2003

153 Stephen Gostkowski (New England) in 2012

GOSTKOWSKI IS ONE OF JUST SIX PLAYERS TO LEAD LEAGUE IN SCORING FOR AT LEAST THREE SEASONS

Gostkowski led the NFL with 158 total points in 2013, topping Denver's Matt Prater's total of 150. Gostkowski led the NFL in scoring in 2008 with 148 points and in 2012 with 153 points and with his NFL-leading 158 points in 2013 he is one of six players to lead the NFL in scoring for at least three seasons.

NFL Record for Most Seasons Leading the League in Scoring

5 Don Hutson Green Bay (1940-44)

5 Gino Cappelletti Patriots (1961, 1963-66)

3 Stephen Gostkowski (2008, 2012, 2013)

3 Earl Clark, Portsmouth (1932), Detroit (1935-36)

3 Pat Harder, Chicago Cardinals (1947-49)

3 Paul Hornung, Green Bay (1959-61)

GOSTKOWSKI BREAKS HIS OWN TEAM RECORD FOR MOST FIELD GOALS IN A SEASON IN 2013

Gostkowski tied for the NFL lead with Baltimore's Justin Tucker with 38 field goals in 2013. Gostkowski 38 field goals broke his own franchise record for most field goals in a season. He originally set the franchise record with 38 field goals in 2008.

MOST FIELD GOALS MADE IN A SEASON/PATRIOTS

Player	Field Goals	Year
Stephen Gostkowski	38	2013
Stephen Gostkowski	36	2008
Tony Franklin	32	1986
Adam Vinatieri	31	2004
Adam Vinatieri	31	1998

GOSTKOWSKI HAD SECOND BEST FIELD GOAL PERCENTAGE IN A SEASON IN 2013

Gostkowski made 38-of-41 field goal attempts for a 92.7 field goal percentage in 2013, the second-best percentage for a single season in team history.

PATRIOTS BEST FIELD GOAL PCT./SEASON

(Minimum 30 Attempts)

Player	Years	FGM	FGA	Pct.
Adam Vinatieri	2004	31	33	.939
Stephen Gostkowski	2013	38	41	.927
Stephen Gostkowski	2008	36	40	.900
Adam Vinatieri	2002	27	30	.900

GOSTKOWSKI HAD SECOND BEST FIELD GOAL PERCENTAGE IN A SEASON IN 2013

MOST FIELD GOALS MADE IN A SEASON/NFL

Player	Field Goals	Year
David Akers (San Francisco)	44	2011
Neil Rackers (Arizona)	40	2005
Olindo Mare (Miami)	39	1999
Jeff Wilkins (St. Louis)	39	2003
Stephen Gostkowski (Patriots)	38	2013
Justin Tucker (Baltimore)	38	2013

EVEN STEPHEN

Since joining the Patriots as a fourth-round draft choice in 2006, Gostkowski has connected on 85.6 percent of his regular-season field goal attempts (208-for-243), achieving the best field goal percentage in Patriots history.

PATRIOTS ALL-TIME LEADERS / FIELD GOAL PCT.

(Minimum 50 Attempts)

Player	Years	FGM	FGA	Pct.
Stephen Gostkowski	2006-13	208	243	.856
Adam Vinatieri	1996-05	263	321	.819
Matt Bahr	1993-95	55	72	.764

GOSTKOWSKI BECOMES THIRD PATRIOTS PLAYER TO REACH 1,000 POINTS

Gostkowski became the third Patriots player to reach 1,000 points when he reached the milestone at Baltimore on Dec. 22, 2013.

MOST POINTS/ PATRIOTS HISTORY

Player	Points
Adam Vinatieri (1996-05)	1,158
Gino Cappelletti (1960-70)	1,130
Stephen Gostkowski (2006-13)	1,023
John Smith (1974-83)	692



PATRIOTS SPECIAL TEAMS NOTES

GOSTKOWSKI REACHES 1,000 POINTS IN HIS 119TH GAME

Stephen Gostkowski (1,023) reached the 1,000 point mark in only his 119th career game. He is the only kicker in NFL history to reach 1,000 career points in less than 120 career games played. The kickers who needed the next fewest games to reach the century mark are Mike Vanderjagt (126), Jason Elam (132), Ryan Longwell (136) and Jan Stenerud (136):

KICKERS TO REACH 1,000 POINTS IN FEWEST GAMES:

Player	Points	Games
Stephen Gostkowski	1,009	119
Mike Vanderjagt	1,004	126
Jason Elam	1,003	132
Ryan Longwell	1,002	136
Jan Stenerud	1,002	136

GOSTKOWSKI FIFTH- BEST EVER IN FG PCT.

Stephen Gostkowski's 85.6 field goal percentage is fifth-best among NFL kickers all-time.

Player	Years	FGM	FGA	Pct.
Mike Vanderjagt	1998-06	230	266	86.5
Nate Kaeding	2004-12	181	210	86.2
Robbie Gould	2005-13	234	272	86.0
Rob Bironas	2005-13	239	279	85.7
Stephen Gostkowski	2006-13	208	243	85.6
Shayne Graham	2001-13	247	289	85.5
Matt Bryant	2002-13	257	303	84.8
Phil Dawson	1999-13	231	337	84.5

GOSTKOWSKI HAS MOST 50-YARD FIELD GOALS IN TEAM HISTORY

Gostkowski is now 12-of-16 from 50 yards or more as a member of the Patriots and has the most 50-yard field goals in New England history.

PATRIOTS RECORD FOR MOST 50 YARD FIELD GOALS

Player	Years	FGM	FGA	Pct.
Stephen Gostkowski	2006-13	12	16	75.0
Adam Vinatieri	1996-2005	8	17	47.1
Tony Franklin	1984-87	3	6	50.0

GOSTKOWSKI IS FIRST PATRIOTS PLAYER TO KICK TWO 50-YARD FIELD GOALS IN THE SAME GAME

Gostkowski drilled a 51-yard field goal in the third quarter and a 53-yarder in the fourth quarter vs. Arizona on Sept. 16, 2012 and then connected on two 53-yard field goals at Houston on Dec. 1, 2013. He is the first Patriots player to have two 50-yard field goals in the same game.

GOSTKOWSKI KICKS A CAREER-LONG 54-YARD FIELD GOAL VS. NEW ORLEANS

Gostkowski connected on a career-long 54-yard field goal in the third quarter vs. New Orleans (10/13/13). His previous long was a 53-yard field goal, which he has done five times - vs. Tampa Bay (9/22/13), vs. Arizona (9/16/12), at Denver (10/11/09) and two times at Houston (12/01/13).

GOSTKOWSKI HAS MOST 50-YARD FIELD GOALS MADE IN A SEASON FOR THE PATRIOTS

Gostkowski was 5-of-6 on 50 yard field goals in 2013. The five field goals of 50 or more yards are the most by a Patriots player in a single season. Matt Bahr (2 in 1995), Greg Davis (2 in 1989), Tony Franklin (2 in 1985), Adam Vinatieri (2 in 1998) and Gostkowski (2 in 2009 and 2012) had two in a season. The NFL record for most successful 50 yard field goals in a season is 10 by Blair Walsh in 2012 with Minnesota.

GOSTKOWSKI REACHED 200 FIELD GOALS

Stephen Gostkowski's 50-yard field goal in the fourth quarter vs. Cleveland on Dec. 8, 2013 was his 200th field goal for the Patriots, joining Adam Vinatieri (262) as the only players in Patriots history with 200 or more field goals. Gostkowski now has 208 career field goals.

GOSTKOWSKI NAMED AFC SPECIAL TEAMS PLAYER OF THE MONTH FOR OCTOBER IN 2013

Gostkowski was named AFC Special Teams Player of the Month for October by the National Football League in 2013. It is the second time in his career that he has received the AFC Special Teams Player of the Month honor. He received the award for the first time for the month of October in 2008. Gostkowski was a perfect 9-of-9 on field goal attempts in the month of October, including a career-long of 54 yards in the 30-27 win vs. New Orleans on Oct. 13. He totaled 36 of the Patriots' 90 points for the month.

GOSTKOWSKI CLUTCH IN FOURTH QUARTER

Gostkowski extended his streak to 24 straight fourth quarter field goals with a 35-yard field goal in the fourth quarter vs. Buffalo on Dec. 29, 2013. For his career, Gostkowski is 63-of-65 on field goals in the fourth quarter.

GOSTKOWSKI SETS TEAM MARK BY SCORING IN HIS 107th CONSECUTIVE GAME

Gostkowski has now scored at least one point in 107 games, a franchise record. He broke a tie with Adam Vinatieri and John Smith for the all-time lead with 102 consecutive games scoring in the win vs. Denver on Nov. 24, 2013.

Patriots Record for Most Consecutive Games Scored

107	Stephen Gostkowski (12/17/06-present)
101	Adam Vinatieri (11/24/96-12/29/02)
101	John Smith (09/28/75-10/02/80)

GOSTKOWSKI HAS FIVE CAREER GAME-WINNING FIELD GOALS

Stephen Gostkowski hit a game-winning 53-yard field goal with 3:12 remaining in regulation to cap the Patriots' 34-31 comeback win at Houston on Dec. 1, 2013. The game-winner was the fourth of Gostkowski's regular-season career (he has one in the playoffs). The game-winner vs. Denver on Nov. 24, 2013 was Gostkowski's second career overtime game winner, joining his winning boot against Baltimore at Gillette Stadium on Oct. 17, 2010 (which also came with 1:56 remaining in overtime).

GOSTKOWSKI'S CAREER GAME-WINNING FIELD GOALS

TIME LEFT	DISTANCE	FINAL SCORE	OPP	DATE
3:12 4th	53	34-31	HOU	12/01/2013
1:56, OT	31	34-31	DEN	11/24/2013
0:05, 4th	35	23-21	BUF	09/08/2013
1:56, OT	35	23-20	BAL	10/17/2010
1:10, 4th	31	24-21	SD	01/14/2007*

* Postseason

GOSTKOWSKI IS FOURTH IN NFL HISTORY FOR MOST CONSECUTIVE EXTRA POINTS

Stephen Gostkowski is fourth in the NFL for most consecutive extra points in NFL history.

Most Consecutive (Kicking) Points After Touchdown

422	Matt Stover, Baltimore, 1996-2008; Indianapolis, 2009
371	Jason Elam, Denver, 1993-2002
371	Jeff Wilkins, St. Louis, 1999-2007
360	Stephen Gostkowski, New England, 2006-present
359	Jay Feely, Atlanta, 2002-04; N.Y. Giants, 2005-06; Miami, 2007; N.Y. Jets, 2008-09; Arizona, 2010-present



PATRIOTS REFERENCE NOTES

PATRIOTS HAVE THE MOST RUSHING TOUCHDOWNS IN THE NFL SINCE 2003

As of the end of the 2013 regular season, the Patriots have more regular season rushing touchdowns than any other NFL team over the last 10 years. Since 2003, the Patriots are one of only two teams (San Diego Chargers) to average more than one rushing touchdown per game, with 198 scores in 176 games. The ground game kept up its torrid pace in 2013, finishing first in the AFC with 19 rushing touchdowns in 16 games.

RUSHING TOUCHDOWNS SINCE 2003 (REGULAR SEASON)

New England	198
San Diego	190
Minnesota	174
Kansas City	173
Carolina	166
N.Y. Giants	166

ANNUAL ACHIEVEMENT

The Patriots won more than half of their games for the 13th straight year after reaching nine wins with the 34-31 win at Houston on Dec. 1, 2013. They are the first team to win more than half of their games in 13 straight seasons since free agency began in 1993. The Patriots are the third team to win more than half of their games in 13 straight seasons since the 1970 AFL-NFL merger, joining the 49ers (16 straight from 1983-1998) and the Cowboys (16 straight from 1970-1985).

MOST CONSECUTIVE WINNING SEASONS (since 1970 merger)

San Francisco (1983-98)	16
Dallas (1970-85)	16
New England (2001-13)	13
Oakland (1970-80)	11

MOST CONSECUTIVE WINNING SEASONS ALL-TIME

Dallas (1966-85)	20
San Francisco (1983-98)	16
Oakland (1965-80)	16
Chicago (1930-44)	15
Green Bay (1934-47)	14
New England (2001-13)	13
Cleveland (1957-69)	13

PATRIOTS HAVE THE MOST 9+ WIN SEASONS SINCE 2001

The Patriots are the only team in the NFL to have recorded nine or more wins in each of the last 13 seasons.

MOST SEASONS OF 9+ WINS SINCE 2001

New England	13
Indianapolis	11
Baltimore	9
Green Bay	9
Pittsburgh	9
Philadelphia	9

PATRIOTS WIN 10 FOR THE 11th STRAIGHT YEAR

New England has reached at least 10 regular-season wins for 11 consecutive seasons, joining San Francisco (16) as the only teams to accomplish the feat.

Team	Years	Consecutive Seasons with 10+ Wins
San Francisco	1983-1998	16
New England	2003-present	11
Indianapolis	2002-2010	9

PATRIOTS FORCE TURNOVERS

The Patriots lead the NFL with a +156 turnover margin since the 1994 season. The Patriots finished first in the NFL with a +25 turnover margin in 2012.

NFL TURNOVER MARGIN SINCE 1994

Rank	Team	Turnover Margin
1.	New England	+156
2.	Kansas City	+96
3.	Green Bay	+75

PATRIOTS LED THE AFC IN TURNOVER RATIO AND TAKEAWAYS IN 2010, 2011 AND 2012

The Patriots led the AFC in turnover ratio and total takeaways for three straight seasons (2010-2012). The Patriots led the NFL in turnover ratio in 2010 and 2012 and finished second in the NFL in total takeaways in 2012 and 2010. The Patriots finished third in the AFC with +9 turnover ratio in 2013.

Year	Turnover Ratio	Total Takeaways
2010	+25	41
2011	+17	34
2012	+28	38

WHAT'S THE POINT?

During the past 14 seasons, the Patriots defense has always ranked higher in fewest points allowed than in yards allowed except for 2007 when both ranked fourth. The Patriots finished 10th in the NFL with 22.1 points allowed per game in 2013.

	<u>Avg. Points Allowed</u>	<u>Avg. Yds Allowed</u>
2013	21.1 (10)	373.1 (26)
2012	20.7 (9t)	373.3 (25)
2011	21.4 (15)	411.1 (31)
2010	19.6 (8)	365.5 (25)
2009	17.8 (5)	320.2 (11)
2008	19.3 (8)	309.0 (10)
2007	17.1 (4)	288.3 (4)
2006	14.8 (2)	294.4 (6)
2005	21.1 (17)	330.2 (26)
2004	16.3 (2t)	310.6 (9)
2003	14.9 (1)	291.6 (7)
2002	21.6 (17)	336.1 (23)
2001	17.0 (6)	334.5 (24)
2000	21.1 (17)	334.6 (20)

PATRIOTS SET THE NFL RECORD FOR MOST CONSECUTIVE GAMES AT .500 OR BETTER

The loss to Baltimore on Sept. 23, 2012 ended the Patriots run of 145 consecutive games at .500 or better, the longest such streak in NFL history. Dallas had the second longest streak ever with 115 games at .500 or better (1965-1974). At 1-2, the Patriots were under .500 for the first time since starting the 2003 season with an 0-1 record.

WHAT'S THE POINT?

Since the start of the 2000 season, the Patriots have the best regular-season road record at 73-39 (.652).

TEAM	RECORD	PCT.
New England	73-39	.652
Philadelphia	70-41-1	.629
Indianapolis	68-44	.607
Pittsburgh	64-48	.571



PATRIOTS REFERENCE NOTES

DIVISIONAL DOMINANCE I

The Patriots have the highest winning percentage in division games from November until the end of the season since 2002.

Team	W	L	T	Pct.
New England	32	8	0	.800
Indianapolis	33	10	0	.767
San Diego	31	11	0	.738
Pittsburgh	33	14	0	.702
Green Bay	32	14	1	.691

DIVISIONAL DOMINANCE II

The New England Patriots own a 63-17 (.788) record in regular season AFC East games since the beginning of the 2001 season, compiling the best intra-division record of any team in the NFL.

NFL'S TOP DIVISIONAL RECORDS SINCE 2001

Team	W	L	T	Pct.
New England Patriots	63	17	0	.788
Indianapolis Colts	57	23	0	.713
Green Bay Packers	56	23	1	.706
Pittsburgh Steelers	57	25	0	.695

AFC EAST DIVISIONAL RECORDS SINCE 2001

Team	W	L	T	Pct.	Div. Titles	Years
New England	63	17	0	.788	11	2001, 03-07, 09-13
New York Jets	39	41	0	.488	1	2002
Miami	33	47	0	.413	1	2008
Buffalo	26	54	0	.325	0	—

NOTES: The Indianapolis Colts were members of the AFC East in 2001 and compiled a 3-5 divisional record that season. In 2002, the Patriots and Jets both finished with a 9-7 overall record and a 4-2 divisional record, but the Jets claimed the division title by virtue of having a better record against common opponents. In 2008, the Patriots and Dolphins both finished with an 11-5 overall record and a 4-2 divisional record, but Miami qualified for the playoffs due to a better conference record (8-4 to 7-5).

UNDEFEATED IN AFC EAST IN 2012

With the 28-0 victory over Miami on Dec. 30, 2012, the Patriots finished their slate of divisional games without a loss for the second time in team history. The Patriots were a perfect 6-0 in AFC East play in 2007. New England had just one loss in division play in 1986, 1997, 2003, 2004 and 2005, 2010 and 2011.

STRONG IN THE SECOND HALF

Since 2001, the Patriots have done a remarkable job of finishing the season strong, compiling an NFL-best 80-20 (.800) record in games on or after Thanksgiving.

PATRIOTS BEFORE AND AFTER THANKSGIVING SINCE 2001

Season	Pre-Thanksgiving	Post-Thanksgiving	Overall
2001	5-5 (.500)	9-0 (1.000)	14-5*
2002	6-5 (.545)	3-2 (.600)^	9-7
2003	9-2 (.818)	8-0 (1.000)	17-2*
2004	9-1 (.900)	8-1 (.889)	17-2*
2005	6-4 (.600)	5-3 (.625)	11-7*
2006	7-3 (.700)	7-2 (.777)	14-5*
2007	10-0 (1.000)	8-1 (.889)	18-1*
2008	7-4 (.636)	4-1 (.800)	11-5
2009	7-3 (.700)	3-4 (.429)	10-7*
2010	8-2 (.800)	6-1 (.857)^	14-3*
2011	7-3 (.700)	8-1 (.889)	15-4*
2012	7-3 (.700)	6-2 (.750)^	13-5*
2013	8-3 (.727)	5-2 (.833)	13-5*
Totals	96-38 (.716)	80-20 (.800)	176-58

*Includes playoffs ^Includes games played on Thanksgiving

BEST RECORDS IN GAMES PLAYED ON OR AFTER THANKSGIVING SINCE 2001 (Includes regular-season and playoff games)

Team	W	L	T	Pct.
New England	80	20	0	.800
Pittsburgh	63	30	0	.677
San Diego	53	31	0	.631
Philadelphia	57	35	0	.619
Green Bay	57	35	0	.619

PATRIOTS HAVE BEST HOME RECORD IN DECEMBER SINCE 2002

The Patriots lost a December game at Gillette Stadium for just the second time since the facility opened in 2002 after the San Francisco 49ers beat the Patriots 41-34 on Dec. 16, 2012. The Patriots are now 24-2 at home in December since Gillette Stadium opened in 2002. Prior to the 49ers game, the Patriots had won 20 straight at home in December. The only other time the Patriots lost a game at Gillette Stadium in December was a 30-17 defeat to the New York Jets on Dec. 22, 2002.

Team	W	L	T	Pct.
New England	24	2	0	.923
Green Bay	22	5	0	.815
Indianapolis	24	6	0	.800
Denver	17	6	0	.739
Philadelphia	17	8	0	.680

NFL'S TOP DECEMBER RECORD SINCE 2001

The Patriots have an NFL-best 49-7 record in the month of December since the 2001 season, including a 4-1 record in 2013.

Rk	Team	Record
1	New England Patriots	49-7
2	Philadelphia Eagles	40-17
3	Pittsburgh Steelers	39-18
4	Indianapolis Colts	39-19
5	Green Bay Packers	38-18
6	San Diego Chargers	38-21

The Patriots have finished undefeated in December seven times since 2001: (2001 - 4-0), (2003 - 4-0), (2005 - 4-0), (2007 - 5-0), (2008 - 4-0), (2010 - 4-0) and (4-0-2011).

NFL'S BEST AT HOME

Since their state-of-the-art facility opened at the beginning of the 2002 season, the Patriots own the NFL's best record at home overall. The Patriots own an overall record of 81-15 (.844) at Gillette Stadium in regular season games and a 92-18 (.835) record including playoffs.

BEST HOME RECORDS SINCE 2002 (including playoffs)

Team	W	L	T	Pct.
New England	92	18	0	.835
Baltimore	75	25	0	.750
Indianapolis	79	27	0	.745
Pittsburgh	74	29	1	.716
Seattle	73	31	0	.702
Green Bay	69	34	1	.668
Denver	66	36	0	.647
San Diego	65	36	0	.644
Atlanta	62	38	0	.620

PATRIOTS ARE SHARP AT GILLETTE

The Patriots concluded a 20-game home winning streak with a 24-20 loss to the New York Giants on Nov. 6, 2011. It was the longest home win streak in team history. The Patriots own an overall record of 81-15 (.844) at Gillette Stadium in regular season games.

Teams with the highest winning percentage at a stadium since 1970 (minimum 25 games):

Team	Stadium	W-L-T	WIN PCT.
New England	Gillette Stadium	81-15-0	.844
Miami	Orange Bowl	101-22-1	.819
Minnesota	Metropolitan Stadium	64-23-1	.733
LA Rams	Memorial Coliseum	53-20-2	.726
Pittsburgh	Heinz Field	75-28-1	.726

LONGEST HOME WINNING STREAK / PATRIOTS HISTORY (REG. SEASON)

Streak	First Win	Last Win
20	Dec. 12, 2008	Oct. 16, 2011
18	Dec. 29, 2002	Sept. 8, 2005
12	Nov. 26, 2006	Sept. 7, 2008
10	Sept. 18, 1976	Oct. 30, 1977



PATRIOTS FOOTBALL Network

The **Patriots Football Network (PFN)** is the full portfolio of media offerings from the three-time Super Bowl Champion New England Patriots. PFN provides Patriots content produced both in-house and with media partners spanning print, television, radio and the Internet.

PATRIOTS ALL ACCESS

The Emmy-Award winning Patriots All Access airs weekly throughout the season on WBZ, Channel 4 in Boston and regional affiliates. Patriots All Access features exclusive, behind-the-scenes access and in-depth weekly features on Patriots players and personnel. Hosted by WBZ's Steve Burton, the show features weekly sit-downs with Coach Bill Belichick, including the popular "Belestrator" segment where the coach breaks down upcoming opponents.

Patriots All-Access airs Fridays from 7:00 - 8:00 p.m. on **WBZ-TV** and Sunday from 9:00 a.m. - 10:00 a.m. on **TV 38 - Boston, MA; WWLP in Springfield, MA; WCAX in Burlington, VT; WVII in Bangor, ME; WMTW in Portland, ME; WCTX in Hartford, CT and WPRI in Providence, RI.**

Check your local listings for airtime.



PATRIOTS ALL ACCESS



Totally Patriots is a unique, one of a kind Patriots show aimed for the next generation of Patriots fans. This weekly, youth oriented football show allows school aged fans unprecedented access to their favorite players, enabling them to ask questions in a relaxed, informal setting. It airs on TV-38 on Saturday at morning 10 a.m.

PATRIOTS TODAY AND PATRIOTS THIS WEEK

PATRIOTS TODAY: Available daily at Patriots.com.

PATRIOTS THIS WEEK: Saturdays 10:30 p.m. on Comcast Sports Net.

Patriots Today gives fans a daily, in-depth look at the club that is unmatched by any other outlet. Hosted by Jackie Brittain with daily reports from Brian Lowe and twice-weekly analysis from PFN's Paul Perillo. Patriots Today produces multiple segments each day during the season, with upwards of 45 minutes of up-to-the minute Patriots news, information and analysis throughout the day. Patriots Today is the only place fans can watch complete broadcasts of full-length press conferences on a daily basis, plus daily locker room uncut segments. Every Saturday at 10:30 p.m. on Comcast Sports Net, Scott Zolak will bring you *Patriots This Week*, providing a thorough recap of each week's developments.

PATRIOTS.COM

NEWS

Patriots.com features daily updates and exclusive content from the writers of Patriots Football Weekly, offering everything from breaking news to player features and the popular "Ask PFN" postings.

VIDEO

The first professional sports team website to offer streaming video provides Patriots fans with a variety of exclusive video content. Visitors can choose their channel and watch exclusive video from news to cheerleaders. Patriots.com also features video of every Patriots press conference, including postgame press conferences and Coach Belichick's weekday media updates.

AUDIO

Patriots Web Radio programming is available exclusively on Patriots.com beginning at noon each day, Monday through Friday. Kicking off the programming lineup is PFN In Progress, a daily online program that features candid commentary from the writers of Patriots Football Weekly. Following PFN In Progress is Patriots Playbook, hosted by John Rooke, featuring items from around the NFL. Fantasy Football Champs and Football Nation round out the Patriots.com radio lineup. Patriots.com also offers streaming audio of every Patriots press conference, as well as archives of Patriots.com Radio shows and exclusive podcasts.

WEEI

WEEI Sports Radio broadcasts Patriots Monday each week, offering fans unique insight and analysis from Coach Belichick and Tom Brady in addition to other Patriots players. WEEI will broadcast Patriots Monday live from Gillette Stadium each Monday, kicking off with Dennis & Callahan at 6:00 a.m.

PATRIOTS FRIDAY ON WAAF

WAAF broadcasts Patriots Friday each week, offering fans a look ahead at the weekend's game, match ups and rivalries. Various Patriots players will be featured on air. WAAF will broadcast Patriots Fridays each week throughout the season with Greg Hill from the Hill-Man Morning Radio Show.

98.5 THE SPORTS HUB PATRIOTS RADIO NETWORK

A new era in Patriots Radio history began in 2009, with the move of the game broadcasts to 98.5 FM, Boston's Sports Hub. The transition to Boston's new all-sports radio station insures that Patriots fans will continue to hear every kick, block and tackle in stereo, and without static, in crystal-clear FM quality. Fans all over New England will be able to listen in to any of 37 stations on the Safety Insurance 98.5 The Sports Hub Patriots Radio Network, starting with Patriots Preview three hours before kickoff, and capped off with Patriots Postgame for three hours after the final gun.



FLAGSHIP STATION

WBZ-FM...Boston	98.5 FM
Massachusetts	
WBZ-FM...Boston	98.5 FM
WAGY...Springfield	102.1 FM
WBEC...Pittsfield	1420 AM
WPKZ...Fitchburg	1280 AM
WNAW...North Adams	1230 AM
WBSM...New Bedford	1420 AM
WPVQ...Greenfield	95.3 FM
WSAR...Fall River	1480 AM
WWFX...Worcester	100.1 FM
WXTK...Hyannis	95.1 FM
WMRC...Milford	1490 AM
Maine	
WBLM...Portland	102.9 FM
WEBB...Augusta	98.5 FM
WEZQ...Bangor	92.9 FM
WEGP...Presque Isle	1390 AM

Connecticut

WTIC...Hartford	1080 AM
WINY...Putnam	1350 AM
WMOS...New London	102.3 FM
WGCH...Greenwich	1490 AM
WINE...Brookfield	940 AM

New Hampshire

WFNQ...Nashua	106.3 FM
WPKQ...North Conway	103.7 FM
WSAK...Hampton	102.1 FM
WSHK...Portsmouth/Dover	105.3 FM
WNNH...Concord	99.1 FM
WLNH...Laconia	98.3 FM
WEMJ...Laconia	1490 AM
WINQ...Keene	98.7 FM
WXXX...Lebanon	100.5 FM

Vermont

WCPV...Burlington	101.3 FM
WDVT...Rutland	94.5 FM
WIKE...Newport	1490 AM
WKVT...Brattleboro	92.7 FM
WRFK...Barre/Montpelier	107.1 FM
WSTJ...St. Johnsbury	1340 AM

Rhode Island

WPRD...Providence	630 AM
WEAN...Providence	99.7 FM

New York

WUSP...Utica	95.5 FM
WUSP...Utica	1550 AM
WRCK...Utica	1480 AM
WPUT...Brewster	1510 AM