

KANSAS CITY

CHIEFS

2015 WEEKLY RELEASE



VS.



THIS IS CHIEFS KINGDOM

January 16, 2016



CHIEFS

AFC DIVISIONAL PLAYOFFS

CHIEFS COMMUNICATIONS STAFF CONTACT INFORMATION

Ted Crews
Brad Gee
Luke Shanno
Cydney Ricker
Simon Noel

Vice President of Communications
Assistant Director of Communications
Corporate Communications Manager
Communications Assistant
Football Communications Assistant

(816) 920-4359
(816) 920-4349
(816) 920-4351
(816) 920-4352
(816) 920-4403

tcrews@chiefs.nfl.com
bgee@chiefs.nfl.com
lshanno@chiefs.nfl.com
cricker@chiefs.nfl.com
snoel@chiefs.nfl.com

CHIEFS FACE NEW ENGLAND PATRIOTS IN AFC DIVISIONAL ROUND



VS.



After defeating the Houston Texans 30-0 in the AFC Wild Card round, the Kansas City Chiefs now travel to Foxborough, Mass. to take on the defending Super Bowl Champion New England Patriots at Gillette Stadium. Kickoff is slated for 3:35 p.m. CT.

For the second time in three seasons under Head Coach Andy Reid, the Kansas City Chiefs are competing in postseason play. Last week's shutout was the club's first shutout in postseason history and first playoff win since Jan. 16, 1994.

Kansas City became only the second team in NFL history to make the playoffs after starting 1-5, joining the 1970 Bengals (KC was the first team to do so and win a playoff game). The Chiefs finished the regular season 5-1 in division play and 10-2 against AFC opponents. In the club's 10-game win streak to end the season, the team averaged 27.8 points per game and allowed a league best of only 12.8 points per game. KC outscored its opponents 278-128 in its last 10 games (+150 point differential).

Offensively, QB Alex Smith finished tied for the league lead among QBs to start all 16 games with only seven interceptions this season (min. 300 attempts, tied QB Tom Brady). He went 312 pass attempts without being picked off, the second-longest streak in NFL history behind Brady (358). The Chiefs finished second in the NFL to Carolina (+20) in turnover differential with 29 takeaways and only 15 giveaways (+14). Kansas City's defense tied with Arizona for the league lead in scoring with six returned touchdowns (four INTs, two fumbles). The club's special teams and defense were critical in average starting field position. The Chiefs led the league in that category, averaging the 31.3 yard line. KC's opponents are averaging only the 24.6 yard line (third in the NFL). KC had 22 interceptions this season, the second-highest mark in the league behind the Panthers (24).

Reid is currently in his third season with the club and has recorded 31 regular season wins, the most victories by a head coach in team history in his first three seasons. He has qualified for the postseason 11 times (including 2015) in 17 seasons as a head coach. KC has a number of playmakers including wide receiver Jeremy Maclin, who eclipsed the 1,000-yard receiving mark. He led the team with 87 catches for 1,088 yards (12.5 avg.) with eight touchdowns. Tight end Travis Kelce was second on that list with 72 catches for 875 yards (12.2 avg.) and five TDs. Chiefs quarterback Alex Smith had a career high 3,486 passing yards on 307 completions. Defensively, linebacker Derrick Johnson led the team with 116 tackles (95 solo). Linebacker Justin Houston had 7.5 sacks, two INTs, one INT return TD and nine tackles for loss. LB Tamba Hali had 6.5 sacks. Rookie CB Marcus Peters had eight INTs with two TD returns. On special teams, K Cairo Santos was 30 of 37 on field goal attempts (81.1%). RB Knile Davis had returned 24 kickoffs for 603 yards (25.1 avg.).

Kansas City Chiefs (11-5) at New England Patriots (12-4)

Saturday, Jan. 16, 2016 • 3:35 p.m. CT

Gillette Stadium • Foxborough, Mass. • CBS

THIS WEEK'S MEDIA AVAILABILITY

Date	Practice	Coach	Media	Players
Tuesday, Jan. 12	1:20 p.m.	Reid	11:45 a.m.	11:45 a.m.
Wednesday, Jan. 13	1:20 p.m.	Coords.	11:45 a.m.	11:45 a.m.
Thursday, Jan. 14	11:45 a.m.	Reid	1:05 p.m.	1:05 p.m.
Friday, Jan. 15	No Media Availability			
Saturday, Jan. 16	Chiefs at Patriots - Foxborough - 3:35 p.m. CT			

* All times are approximate and subject to change with little or no notice. OC Pederson, DC Sutton and ST Toub will speak to the media Wednesday at 11:45 a.m. CT.

• Patriots conference calls will take place Tuesday. Head Coach Bill Belichick at 8 a.m. CT and QB Tom Brady at 3 p.m. CT.

BROADCAST INFORMATION

TV Coverage
CBS (KCTV5 Local)

Play-by-Play: Ian Eagle
Analyst: Dan Fouts
Sideline: Evan Washburn

Westwood One Sports Radio
Pregame & Halftime
(Scott Graham)

Announcer: Tony Boselli
Announcer: Dan Miller
Sideline: Ross Tucker

Chiefs FOX Football Radio Network
KCFX (101.1 FM)

Play-by-Play: Mitch Holthus
Color: Len Dawson
Sideline: Kendall Gammon

Chiefs Postgame Show
KCFX (101.1 FM)

KCFX Hosts: Art Hains, Len Dawson, Dan Israel & Kendall Gammon

Chiefs Twitter Accounts: @Chiefs
@ChiefsReporter
@ChiefsPR

CHIEFS MEDIA WEBSITE INFORMATION

The Kansas City Chiefs 2015 Media Guide is available on the Chiefs media information website, NFLONG.com. New this season, the club introduced an improved interactive online media guide that features an in-game statistics monitoring platform, in addition to the weekly press materials such as transcripts, weekly releases, bios, additional stats and more. The club's guide is updated weekly throughout the season to reflect the most up-to-date information. Media members can also access the Chiefs credential application through the site. To login, the username is **chiefsmedia** and the password is **chiefs**.

DID YOU KNOW?

Chiefs QB Alex Smith can be as dangerous with his legs as he is with his arm. In 2015, Smith rushed 84 times for 498 yards (5.9 ypc), an average of 31.1 yards per game. He finished the season ranked third among QBs in the NFL with 30 first down rushes behind only Cam Newton (56) and Russell Wilson (31). He had 17 rushes of 10+ yards in regular season play.

CHIEFS PLAYOFF APPEARANCES BY THE NUMBERS

World Championships	1 (1969)
AFL Championships	3 (1962, 1966, 1969)
AFL West Championships	3 (1962, 1966, 1968)
AFC West Championships	6 (1971, 1993, 1995, 1997, 2003, 2010)
Total Playoff Games	25 (Including NE)
All-Time Playoff Record	9-15
Years in Playoffs	18 (Including 2015)
Most Consecutive Playoff Appearances	6 (1990-95)

**GAME-BY-GAME RESULTS**

DATE	OPPONENT	GAME	RESULT
12/23/62	Houston	1962 AFL Championship	W, 20-17 (OT)
1/1/67	Buffalo	1966 AFL Championship	W, 31-7
1/15/67	Green Bay	Super Bowl I	L, 10-35
12/22/68	Oakland	1968 AFL Divisional	L, 6-41
12/20/69	N.Y. Jets	1969 AFL Divisional	W, 13-6
1/4/70	Oakland	1969 AFL Championship	W, 17-7
1/11/70	Minnesota	Super Bowl IV	W, 23-7
12/25/71	Miami	1971 AFC Divisional	L, 24-27 (2 OT)
12/28/86	N.Y. Jets	1986 AFC Wild Card	L, 15-35
1/5/91	Miami	1990 AFC Wild Card	L, 16-17
12/28/91	L.A. Raiders	1991 AFC Wild Card	W, 10-6
1/5/92	Buffalo	1991 AFC Divisional	L, 14-37
1/2/93	San Diego	1992 AFC Wild Card	L, 0-17
1/8/94	Pittsburgh	1993 AFC Wild Card	W, 27-24 (OT)
1/16/94	Houston	1993 AFC Divisional	W, 28-20
1/23/94	Buffalo	1993 AFC Championship	L, 13-30
12/31/94	Miami	1994 AFC Wild Card	L, 17-27
1/7/96	Indianapolis	1995 AFC Divisional	L, 7-10
1/4/98	Denver	1997 AFC Divisional	L, 10-14
1/11/04	Indianapolis	2003 AFC Divisional	L, 31-38
1/6/07	Indianapolis	2006 AFC Wild Card	L, 8-23
1/9/11	Baltimore	2010 AFC Wild Card	L, 7-30
1/4/14	Indianapolis	2013 AFC Wild Card	L, 44-45
1/9/16	Houston	2015 AFC Wild Card	W, 30-0

**The Chiefs franchise was located in Dallas and known as the Texans from 1960-62.*

RECORD VS. ALL PLAYOFF OPPONENTS

TEAM	RECORD	LAST MEETING	RESULT
Baltimore	0-1	'10 AFC Wild Card	L, 7-30
Buffalo	1-2	'93 AFC Championship	L, 30-13
Denver	0-1	'97 AFC Divisional	L, 10-14
Green Bay	0-1	Super Bowl I	L, 35-10
Houston Oilers	2-0	'93 AFC Divisional	W, 28-20
Houston (Tex)	1-0	'15 AFC Wild Card	W, 30-0
Indianapolis	0-4	'13 AFC Wild Card	L, 44-45
Miami	0-3	'94 AFC First Round	L, 27-17
Minnesota	1-0	Super Bowl IV	W, 23-7
N.Y. Jets	1-1	'86 AFC Wild Card	L, 35-15
*Oakland	2-1	'91 AFC First Round	W, 10-6
Pittsburgh	1-0	'93 AFC First Round	W, 27-24 (OT)
San Diego	0-1	'92 AFC First Round	L, 17-0

**Franchise located in Los Angeles from 1982-94.*



CHIEFS VS. PATRIOTS 2015 TEAM COMPARISON

	 Chiefs	 Patriots
Record	11-5	12-4
Division Standing	2nd (AFCW)	1st (AFCE)
Turnover Margin (NFL Rank)	+14 (2nd)	+7 (T-5th)

Offense (NFL Rank)

Net Yards Per Game	331.2 (27th)	374.4 (6th)
Yards Per Play	5.55 (12th)	5.71 (6th)
Points Per Game	25.3 (9th)	29.1 (3rd)
Possession Average	30:55 (13th)	30:13 (18th)
Net Rushing Yards Per Game	127.8 (6th)	87.8 (30th)
Net Passing Yards Per Game	203.4 (30th)	286.7 (5th)
Had Intercepted/Yards	7/116	7/181
Sacks Allowed/Yards	46/-238.0 (T-26th)	38/-225.0 (19th)
Fumbles/Lost	16/8	14/7
Third Down Pct.	38.2% (T-19th)	40.9% (11th)
Red Zone TD Pct.	57.4% (14th)	65.6% (4th)
Giveaways	15 (2nd)	14 (1st)

Defense (NFL Rank)

Net Yards Per Game	329.3 (7th)	339.4 (9th)
Yards Per Play	5.08 (6th)	5.21 (7th)
Points Per Game	17.9 (3rd)	19.7 (10th)
Net Rushing Yds/Game	98.2 (8th)	98.8 (9th)
Net Passing Yards Per Game	231.1 (9th)	240.7 (17th)
Intercepted By/Yards	22/477	12/176
Sacks For/Yards	47/-290.0 (4th)	49/-358.0 (2nd)
Opponent Fumbles/Lost	19/7	28/9
Third Down Pct.	33.2% (2nd)	37.3% (10th)
Red Zone TD Pct.	60.0% (T-21st)	57.1% (T-16th)
Takeaways	29 (5th)	21 (T-22nd)



Special Teams (NFL Rank)

Punts-Average Yards (Gross)	44.4 (22nd)	45.4 (15th)
Punts-Average Yards (Net)	40.8 (8th)	39.9 (15th)
Punt Returns-Average Per	7.9 (19th)	10.1 (8th)
Punt Returns-Average Per Allowed	6.5 (9th)	8.9 (20th)
Kickoff Returns-Average Per	22.6 (21st)	18.8 (31st)
Kickoff Returns-Avg. Per Allowed	24.7 (19th)	18.1 (2nd)
Field Goals Made/Attempted	30/37 (26th)	33/36 (T-5th)

Penalties (NFL Rank)

Penalties Against/Yards	104/878.0 (T-11th)	96/859.0 (T-5th)
Opp. Penalties Against/Yds	110/941.0 (19th)	112/1013.0 (T-15th)

CHIEFS VS. PATRIOTS 2015 IND. COMPARISON

 Chiefs	 Patriots
<u>PASSING YARDS</u>	
Smith3486	Brady..... 4770

RUSHING YARDS

West	634	Bolden	207
Smith	498	White	56
Ware	403	Brady	53

RECEIVING YARDS

Maclin	1088	Gronkowski	1176
Kelce	875	Edelman	692
Wilson	451	Amendola	648

POINTS SCORED

Santos	129	Gostkowski	151
Maclin	48	Gronkowski	66
Ware	36	Edelman	42

INTERCEPTIONS

Peters	8	Ryan	4
Parker	3	Harmon	3
Five Tied	2	Butler	2
Branch	1		

SACKS

Houston	7.5	Jones	12.5
Hali	6.5	Sheard	8.0
Howard	5.5	Ninkovich	6.5
Parker	5.0	Collins	5.5

DEFENSIVE TACKLES

Johnson	116	Collins	89
Parker	78	Chung	82
Berry	61	Ryan	74

KICKOFF RETURNS (AVG.)

Davis	24 (25.1)	Martin	10 (25.7)
-------------	-----------	--------------	-----------

PUNT RETURNS (AVG.)

Hammond Jr.	14 (11.9)	Amendola	23 (12.0)
------------------	-----------	----------------	-----------

FIELD GOALS

Santos	30/37 (81.1%)	Gostkowski	33/36 (91.7%)
--------------	---------------	------------------	---------------

PUNTS (GROSS/NET AVG.)

Colquitt	75 (44.4/40.8)	Allen	73 (46.0/39.9)
----------------	----------------	-------------	----------------

CHIEFS VS. PATRIOTS SERIES HISTORY

• Saturday's game between the Chiefs and Patriots will be the 34th time the two teams have met - with all 33 previous matchups coming in the regular season.

• Kansas City leads New England 17-13-3 all-time. In the Chiefs last meeting with the Patriots, KC won 41-14 at Arrowhead Stadium.

• The club's last visit to Gillette Stadium resulted in a 34-3 loss for the Chiefs.

• Kansas City last traveled to New England in Week 11 of the 2011 season. Saturday's matchup will be the 19th time the Chiefs have played on the road against the Patriots.

CHIEFS VS. PATRIOTS SERIES HISTORY - LAST 11 GAMES

Date	Result	Of Note
12/13/92	W, 27-20	KC: C. Okoye 86 rush yards, TD.
10/15/95	W, 31-26	KC: 150 rush yards, 2 TDs.
10/11/98	L, 40-10	NE: D. Bledsoe 226 pass yards, 3 TDs.
10/10/99	W, 16-14	KC: D. Thomas 1.0 sack, FF.
12/4/00	L, 30-24	NE: T. Brown, 12 recs., 119 yds., TD.
9/22/02*	L, 41-38	NE: T. Brady 39-54, 410 yds., 4 TDs.
11/22/04	L, 27-19	NE: C. Dillon 98 rush yards, 2 TDs.
11/27/05	W, 26-16	KC: L. Tynes four FGs.
9/7/08*	L, 17-10	NE: R. Moss 116 rec. yards, TD.
11/21/11*	L, 34-3	NE: R. Gronkowski 96 rec. yards, 2 TDs.
9/29/14	W, 41-14	KC: J. Charles 3 total TDs; H. Abdullah 39-yd. pick-six.

*at Gillette Stadium

CHIEFS HEAD COACH ANDY REID



Reid is currently in his 24th NFL season and third with the Chiefs. In his first three seasons with the club he has tallied 31 wins, more victories than any other head coach in franchise history in his first three years. Under Reid, the Chiefs have made the playoffs two of his three seasons and won its first playoff game since 1994 last weekend vs. the Texans. In 2013, Reid led the Chiefs to an 11-5 record marking the greatest single-season turnaround in franchise history.

Reid boasts a career record of 161-110-1 (.594) in the regular season. He also owns a 11-10 postseason record. He ranks 13th in NFL history in regular-season winning percentage and is one of eight active NFL coaches with over 100 regular season wins. Prior to joining the Chiefs, Reid led the Philadelphia Eagles to a 130-93-1 (.583) regular season record during his 14 seasons as head coach. He led the Eagles franchise to one Super Bowl appearance. When you include his time as an NFL assistant coach, his teams have made the playoffs 18 times including 2015 (19-15 record), and he has coached in three Super Bowls and eight NFC Championships.

Reid spent seven seasons as an assistant coach with the Green Bay Packers under Head Coach Mike Holmgren. Prior to joining the NFL ranks, Reid's final collegiate stop was the University of Missouri (1989-91). Prior to his stint with the Tigers, Reid spent two years working with the offensive line at the University of Texas – El Paso, and before that, he held the same position with Northern Arizona. In 1983, Reid took the position of offensive coordinator and offensive line coach at San Francisco State (1983-85).

A tackle/guard at Brigham Young University from 1979-81, Reid entered the coaching ranks as a graduate assistant at BYU in 1982.

NFL Head Coach:	17th Year	Record w/ KC:	31-17 (.646)
NFL Coach Overall:	24th Year	Record w/ PHI:	130-93-1 (.583)
NFL Overall:	172-120-1 (.589)	Record vs. NE:	2-3 (.400)
Reg. Season:	161-110-1 (.594)	College:	BYU ('81)
Postseason:	11-10 (.524)	Hometown:	Los Angeles

ANDY REID'S CAREER PATH

1979-82	BYU	Tackle/Guard ('79-81) Graduate Assistant ('82)
1983-85	San Francisco State	Offensive Coordinator/ Offensive Line
1986	Northern Arizona	Offensive Line
1987-88	Texas-El Paso	Offensive Line
1989-91	Missouri	Offensive Line
1992-98	Green Bay Packers	Tight Ends / Offensive Line ('92-96) Quarterbacks ('97-98)
1999-12	Philadelphia Eagles	Head Coach ('99-00) HC/Exec. V.P. Football Ops ('01-12)
2013-15	Kansas City Chiefs	Head Coach



ANDY REID'S HARDWARE



Super Bowls

96 97 04
Conference Titles

95 96 97 01
02 03 04 06 10
Division Titles

PATRIOTS HEAD COACH BILL BELICHICK



The longest-tenured head coach currently in the NFL, Bill Belichick is in his 16th season leading the New England Patriots and his 21st year as an NFL head coach.

Belichick is the only head coach in NFL history to win three Super Bowl championships in a four-year span. Additionally, he leads all active coaches and currently sits alone in fourth place all-time with 245 total victories as a head coach.

Belichick most recently passed Hall of Famer Curly Lambeau on the NFL wins list and his winning percentage of .664 ranks third in NFL history among coaches with 150 or more wins, trailing only George Halas (.682) and Don Shula (.666).

In 16 seasons, Belichick has delivered four Super Bowl championships, six conference titles and 12 division titles.

Serving on the staffs of the Baltimore Colts, Detroit Lions, New York Giants, Cleveland Browns, New York Jets and the New England Patriots, Belichick is currently in his 41st year coaching in the NFL.

Bill Belichick was born in April 1952 in Nashville, Tenn. Belichick grew up in Annapolis, Md. His father, Steve, played fullback for the Detroit Lions in 1941. He was inducted into the Annapolis High School Hall of Fame.

NFL Head Coach:	21st Year	Record w/ NE:	187-69 (.730)
NFL Coach Overall:	41st Year	Record vs. KC :	7-3 (.700)
NFL Overall:	245-122 (.668)	College:	Wesleyan ('75)
Reg. Season:	223-113 (.664)	Hometown:	Annapolis, Md.
Postseason:	22-9 (.710)		

BILL BELICHICK'S CAREER PATH

1975	Baltimore Colts	Assistant
1976	Detroit Lions	Assistant Special Teams
1977	Detroit Lions	Assistant Special Teams/TEs/WRs
1978	Denver Broncos	Asst. Special Teams/Defensive Assistant
1979-80	New York Giants	Special Teams
1981-82	New York Giants	Special Teams/Linebackers
1983-84	New York Giants	Linebackers
1985-88	New York Giants	Defensive Coordinator
1989-90	New York Giants	Defensive Coordinator
1991-95	Cleveland Browns	Head Coach
1996	New England Patriots	Asst. Head Coach/Secondary
1997-99	New York Jets	Asst. Head Coach/Secondary
2000-15	New England Patriots	Head Coach



BILL BELICHICK'S HARDWARE



Super Bowls



Conference Titles

75 78 86 89 90 96 98 01 03
04 05 06 07 09 10 11 12 13 14
Division Titles

CHIEFS 2015 SCHEDULE

PRESEASON

Date	Opponent	Time	Result
Aug. 15	at Arizona	8 p.m.	W, 34-19
Aug. 21	Seattle	7 p.m.	W, 14-13
Aug. 28	Tennessee	7 p.m.	W, 34-10
Sept. 3	at St. Louis	7 p.m.	W, 24-17

REGULAR SEASON

Date	Opponent	Time	Network
Sept. 13	at Houston	Noon	W, 27-20
Sept. 17	Denver	7:25 p.m.	L, 24-31
Sept. 28	at Green Bay	7:30 p.m.	L, 28-38
Oct. 4	at Cincinnati	Noon	L, 21-36
Oct. 11	Chicago	Noon	L, 17-18
Oct. 18	at Minnesota	Noon	L, 10-16
Oct. 25	Pittsburgh	Noon	W, 23-13
Nov. 1	Detroit (London)	8:30 a.m.	W, 45-10
Nov. 8	BYE WEEK	---	---
Nov. 15	at Denver	3:25 p.m.	W, 29-13
Nov. 22	at San Diego*	3:05 p.m.	W, 33-3
Nov. 29	Buffalo*	Noon	W, 30-22
Dec. 6	at Oakland*	3:05 p.m.	W, 34-20
Dec. 13	San Diego*	Noon	W, 10-3
Dec. 20	at Baltimore*	Noon	W, 34-14
Dec. 27	Cleveland*	Noon	W, 17-13
Jan. 3	Oakland*	3:25 p.m.	W, 23-17

POSTSEASON

Date	Opponent	Time	Network
Jan. 9	at Houston (Wild Card)	3:35 p.m.	W, 30-0



CHIEFS ALL-TIME VS. AFC WEST OPPONENTS

OVERALL (REG. SEASON)

Team	Record	Pct.	Longest Win Streak
Denver	57-54-0	.514	11 (1964-1969)
Oakland	58-51-2	.532	9 (2003-2007)
San Diego	56-54-1	.509	6 (1990-1992)

AT HOME (REG. SEASON)

Team	Record	Pct.	Longest Win Streak
Denver	36-19-0	.655	14 (1960-1973)
Oakland	31-24-1	.563	10 (1989-1998)
San Diego	33-23-0	.589	7 (1997-2003)

ON THE ROAD (REG. SEASON)

Team	Record	Pct.	Longest Win Streak
Denver	21-35-0	.375	5 (1965-1969)
Oakland	27-27-1	.500	7 (2003-2009)
San Diego	23-31-1	.427	6 (1972-1977)

2015 STRENGTH OF SCHEDULE

Below is a breakdown of the Chiefs 2015 opponents and their final record from regular season play. Kansas City played seven games this season against playoff opponents.

Home	Record	Road	Record
Denver Broncos	12-4 (.750)	Denver Broncos	12-4 (.750)
San Diego Chargers	4-12 (.250)	San Diego Chargers	4-12 (.250)
Oakland Raiders	7-9 (.438)	Oakland Raiders	7-9 (.438)
Cleveland Browns	3-13 (.188)	Baltimore Ravens	5-11 (.313)
Pittsburgh Steelers	10-6 (.625)	Cincinnati Bengals	12-4 (.750)
Buffalo Bills	8-8 (.500)	Houston Texans	9-7 (.563)
Chicago Bears	6-10 (.375)	Green Bay Packers	10-6 (.625)
Detroit Lions	7-9 (.438)	Minnesota Vikings	1-5 (.688)



BIG DIFFERENTIAL

Since the game versus Pittsburgh on Oct. 25, the Chiefs tallied a point differential of +150 in their 10-game winning streak to close out the season. That led the NFL during that timespan.

NFL Leaders, Point Differential, Last 10 Contests

Rk.	Team	Differential
1.	Kansas City	+150
2.	Carolina	+140
3.	Seattle	+137
4.	Arizona	+88
5.	Cincinnati	+80

2015 FINAL CHIEFS TEAM STATS & RANKINGS

CATEGORY

TOTAL



Total Offense	331.2	12th	27th
Rush Offense	127.8	2nd	6th
Pass Offense	203.4	16th	30th
Total Defense	329.3	4th	7th
Rush Defense	98.2	5th	8th
Pass Defense	231.1	4th	9th
Points/Game	25.3	4th	9th
Opp. Pts./Game	17.9	2nd	3rd

2015 FINAL CHIEFS INDIVIDUAL STATS & RANKINGS

CATEGORY

PLAYER

TOTAL



Scoring (NK)	Maclin	48	T-18th	T-34th
Rushing Yards	West	634	17th	32nd
QB Rating	Smith	95.4	4th	10th
Receptions	Maclin	87	7th	T-12th
Rec. Yards	Maclin	1,088	T-11th	T-18th
Interceptions	Peters	8	T-1st	T-1st
Punting Avg.	Colquitt	44.4	13th	23rd
Punt Ret. Avg.	Thomas	7.8	11th	20th
KO Ret. Avg.	Davis	25.1	3rd	10th
Sacks	Houston	7.5	T-11th	T-26th

NOTES FROM AFC WILD CARD GAME VS. TEXANS

CHIEFS WIN FIRST POSTSEASON GAME IN 22 SEASONS: Saturday's 30-0 win over the Houston Texans snaps an eight-game playoff game losing streak spanning 22 seasons. The Chiefs last postseason win was also in Houston as Kansas City beat the Oilers 28-20 in an AFC Divisional Round matchup.

The Chiefs extend their winning streak to 11 games after entering the playoffs on a 10-game streak.

CHIEFS SHUTOUT TEXANS: The Chiefs held the Texans scoreless marking the first time in franchise history the club has shut out an opponent during postseason action. The last time a team was shutout in an AFC Wild Card game was when the New York Jets beat the Indianapolis Colts 41-0 on Jan. 4, 2003.



DAVIS LONGEST KICKOFF RETURN NFL HISTORY: RB Nile Davis returned the opening kickoff 106 yards, marking the longest kickoff return in NFL AFC Wild Card postseason history and the second longest in overall NFL postseason history. Baltimore Ravens WR Jacoby Jones returned a kickoff 108 yards in Super Bowl XLVII. Davis' kickoff return is the first kickoff return touchdown in postseason action since Seattle WR Percy Harvin's 87-yard kickoff return in Super Bowl XLVIII.

CHIEFS RECORD BOOK

LONGEST KICKOFF RETURN, POSTSEASON GAME

1.	106t	Nile Davis at Houston	Jan. 9, 2016
2.	92t	Dante Hall vs. Indianapolis	Jan. 11, 2004
3.	78	Ed Podolak vs. Miami	Dec. 25, 1971
4.	46	Dante Hall vs. Indianapolis	Jan. 11, 2004
5.	36	Dexter McCluster vs. Baltimore	Jan. 9, 2011

In two playoff games, Davis now owns three touchdowns, which ties Marcus Allen and Mike Garrett for most touchdowns in postseason play. Both Allen and Garrett had three touchdowns in the six playoff games they saw action in.



SANTOS HITS POSTSEASON FRANCHISE LONG: K Cairo Santos converted two 49-yard field goals and a 33-yard field goal. He set a postseason franchise record as 49 yards is the longest converted field goal in a playoff game. K Jan Stenerud held the previous mark as he hit a 48-yard field

goal in Super Bowl IV. Santos' three field goals ties the franchise best mark achieved by three other kickers.

CHIEFS RECORD BOOK

MOST FIELD GOALS, POSTSEASON GAME

1t.	3	Jan Stenerud vs. Minnesota	Jan. 11, 1970
		Nick Lowery at Miami	Jan. 5, 1991
		Ryan Succop at Indianapolis	Jan. 4, 2014
		Cairo Santos vs. Houston	Jan. 9, 2016

Santos' 12 points in Saturday's game is tied for second most by a single player in a postseason game.

CHIEFS RECORD BOOK

MOST POINTS, POSTSEASON GAME

1.	14	Ryan Succop at Indianapolis	Jan. 4, 2014
2t.	12	Abner Haynes vs. Houston	Dec. 23, 1962
		Mike Garrett at Buffalo	Jan. 1, 1967
		Ed Podolak vs. Miami	Dec. 25, 1971
		Dante Hall vs. Indianapolis	Jan. 11, 2004
		Priest Holmes vs. Indianapolis	Jan. 11, 2004
		Knile Davis at Indianapolis	Jan. 4, 2014
		Cairo Santos at Houston	Jan. 9, 2016

Santos recorded touchbacks on all seven of his kickoffs in Saturday's game to set a franchise record for most touchbacks in a playoff contest. Santos ranks first in Chiefs postseason annals recording a perfect seven of seven on touchbacks.

CHIEFS RECORD BOOK

MOST KICKOFF TOUCHBACKS, POSTSEASON GAME

1.	7	Cairo Santos at Houston	Jan. 9, 2016
2.	6	Ryan Succop at Indianapolis	Jan. 4, 2014
3t.	2	Nick Lowery at Houston	Jan. 16, 1994
		Jan Stenerud vs. Minnesota	Jan. 11, 1970

CHIEFS RECORD BOOK

HIGHEST KICKOFF TB PERCENTAGE, POSTSEASON GAME

1.	100.0	Cairo Santos at Houston (7 of 7)	Jan. 9, 2016
2.	66.7	Ryan Succop at Indianapolis (6 of 9)	Jan. 4, 2014
3.	40.0	Nick Lowery at Houston (2 of 5)	Jan. 16, 1994
4.	33.3	Jan Stenerud vs. Minnesota (2 of 6)	Jan. 11, 1970

BAILEY & POE COMBINE IN SACK-FUMBLE: DL Allen Bailey logged his first sack during postseason play while forcing a fumble by QB Brian Hoyer, which was later recovered by DT Dontari Poe, also a postseason first in his career.

Bailey added another sack for a loss of five yards to give him 2.0 sacks in Saturday's game, which marks the ninth time in playoff franchise history a Chiefs player has recorded 2.0 or more sacks in a single postseason contest. He finished the 2015 season with 4.5 sacks and two forced fumbles. Poe has one other fumble recovery in his career.

HOWARD TAKES DOWN HOYER: DL Jaye Howard recorded his first career postseason sack as he took down QB Brian Hoyer for a loss of seven yards in the second quarter. Howard had a career-high 5.5 sacks during the 2015 season.

FOUR TEAM INTERCEPTIONS: The Chiefs had four interceptions in Saturday's game, which is the second most ever recorded in a playoff game and the fourth time the Chiefs have recorded four or more INTs in a single playoff game. The last time the club had four interceptions in postseason action was vs. the L.A. Raiders on Dec. 28, 1991 in an AFC Wild Card matchup.

CHIEFS RECORD BOOK

MOST INTERCEPTIONS, POSTSEASON GAME

1.	5	vs. Houston Oilers	Dec. 23, 1962
2t.	4	at Oakland Raiders	Jan. 4, 1970
		vs. L.A. Raiders	Dec. 28, 1991
		at Houston Texans	Jan. 9, 2016

BERRY LOGS FIRST PLAYOFF INT: S Eric Berry intercepted a QB Brian Hoyer pass in the first quarter to mark his first interception during postseason action. Berry had two interceptions in 2015 regular season action.

PETERS LOGS FIRST PLAYOFF INT: CB Marcus Peters intercepted QB Brian Hoyer and returned it two yards to mark his first interception in his first playoff game. Peters finished the 2015 season with eight interceptions, a mark that tied the NFL best as well as tied the Chiefs rookie record.

MAUGA INTERCEPTS HOYER: LB Josh Mauga intercepted QB Brian Hoyer at the Chiefs 2 yard line and returned it 20 yards, marking his first interception during postseason play. Mauga had two interceptions in 2015 returned a total of 70 yards.



SMITH ADDS INT: CB Sean Smith recorded his first playoff interception and returned it 13 yards. He had two interceptions during the 2015 season.

CONLEY SCORES FIRST PLAYOFF TD: WR Chris Conley capped an 11-play, 89-yard drive with a nine-yard connection with QB Alex Smith, marking his first playoff touchdown in his first career postseason action. Conley scored one touchdown during the regular season vs. Pittsburgh.

SMITH CONNECTS FOR 10th CAREER POSTSEASON TD: QB Alex Smith hit Conley on a nine-yard pass to give him his 10th postseason touchdown. In four playoff games, Smith has 83 completions on 136 attempts for 1,063 yards and 10 touchdowns. In two playoff games with the Chiefs, Smith ranks third for both pass attempts and completions. His 77.3 completion percentage (17 completions on 22 attempts) is a franchise best in postseason action.

CHIEFS RECORD BOOK

MOST PASSES ATTEMPTED, CAREER, POSTSEASON

1.	188	Len Dawson (8 games)	1962-75
2.	141	Joe Montana (4 games)	1993-94
3.	68	Alex Smith (2 games)	2013-15
4.	64	Dave Krieg (4 games)	1992-93
5.	54	Trent Green (2 games)	2001-06

CHIEFS RECORD BOOK

MOST PASSES COMPLETED, CAREER, POSTSEASON

1.	107	Len Dawson (8 games)	1962-75
2.	85	Joe Montana (4 games)	1993-94
3.	47	Alex Smith (2 games)	2013-15
4.	33	Dave Krieg (4 games)	1992-93
5.	32	Trent Green (2 games)	2001-06

CHIEFS RECORD BOOK

HIGHEST COMPLETION PERCENTAGE, POSTSEASON GAME

1.	77.3	Alex Smith at Houston (22-17)	Jan. 9, 2016
2.	70.3	Joe Montana at Miami (37-26)	Dec. 31, 1994
3.	69.2	Len Dawson vs. Miami (26-18)	Dec. 25, 1971

PRECISION PASSING STREAK: With five pass attempts Saturday, QB Alex Smith extended his postseason passing streak to 119 passes without throwing an interception to own the longest streak in NFL postseason history. Earlier this season Smith threw 312 passes without throwing an interception, giving him the second longest streak in the NFL during regular season play.

NFL RECORD BOOK – POSTSEASON

MOST CONSECUTIVE PASSES ATTEMPTED, NONE INTERCEPTED

1.	119	Alex Smith	2012-16
2.	115	Jeff Hostetler	1991-94
3.	103	Roger Staubach	1969-73
4.	101	Peyton Manning	2000-03

NFL RECORD BOOK

MOST CONSECUTIVE PASSES ATTEMPTED, NONE INTERCEPTED

1.	358	Tom Brady	New England	2010-11
2.	312	Alex Smith	Kansas City	2015
3.	308	Bernie Kosar	Cleveland	1990-91
4.	294	Bart Starr	Green Bay	1964-65
5.	279	Jeff George	Ind.-Atl.	1993-94

KELCE RECORDS 100+ RECEIVING YARDS: TE Travis Kelce had eight catches for 128 yards, to become the eighth player in Chiefs history to record 100 or more receiving yards in a playoff contest. His eight catches tie the top mark by a Chiefs pass catcher in postseason history. He is the fifth Chiefs players to record eight catches in a single postseason game. His 128 yards rank third in Chiefs postseason history.

CHIEFS RECORD BOOK

MOST RECEIVING YARDS, POSTSEASON GAME

1.	150	Dwayne Bowe	at Indianapolis	Jan. 4, 2014
2.	142	Stephone Paige	at Miami	Jan. 5, 1991
3.	128	Travis Kelce	at Houston	Jan. 9, 2016
4.	117	Otis Taylor	at Oakland	Dec. 22, 1968



WARE RUNS IN FIRST PLAYOFF TD: FB/RB Spencer Ware ran in a five-yard touchdown, marking his first career playoff touchdown. Ware led the team with six rushing touchdowns in 2015.



2015 AFC WEST STANDINGS

Team	W	L	Pct.	PF	PA	Streak
Denver Broncos	12	4	.750	355	296	Won 2
Kansas City Chiefs	11	5	.688	405	287	Won 10
Oakland Raiders	7	9	.438	359	399	Lost 1
San Diego Chargers	4	12	.250	320	398	Lost 2

NFL POSTSEASON SCHEDULE

NFL WILD CARD WEEKEND

Saturday, January 9

AFC: 3:35 PM (CT).....KC at HOU - KC 30, HOU 0

AFC: 7:15 PM (CT).....PIT at CIN - PIT 18, CIN 16

Sunday, January 10

NFC: 12:05 PM (CT).....SEA at MIN - SEA 10, MIN 9

NFC: 3:40 PM (CT).....GB at WAS - GB 35, WAS 18

NFL DIVISIONAL PLAYOFFS

Saturday, January 16

AFC: 3:35 PM (CT).....KC at NE (CBS)

NFC: 7:15 PM (CT).....GB at AZ (NBC)

Sunday, January 17

NFC: 12:05 PM (CT).....SEA at CAR (FOX)

AFC: 3:40 PM (CT).....PIT at DEN (CBS)

2015-2016 CHIEFS PRO BOWL PLAYERS

Five members of the Kansas City Chiefs were selected to participate in the 2016 NFL Pro Bowl. Safety Eric Berry, linebackers Tamba Hali and Justin Houston, tight end Travis Kelce and cornerback Marcus Peters will represent the Chiefs in the NFL's All-Star game.

The 2016 Pro Bowl will be played on Sunday, Jan. 31, and televised live on ESPN at 6 p.m. CT from Aloha Stadium in Honolulu, Hawaii. This year's all-star game features the new format adopted in 2014. Players were selected without regard to conference in voting by fans, coaches and players. Players will be assigned to teams during the 2016 Pro Bowl Draft on Wednesday, Jan. 27 at 7 p.m. CT on ESPN2.

For Berry and Houston, it was their fourth Pro Bowl nomination, for Hali his fifth, and for Kelce and Peters it was their first invitation to the NFL's All-Star game.



CHIEFS ASSISTANT COACHES

OFFENSIVE STAFF

David Culley

Asst. Head Coach/Wide Receivers

Doug Pederson

Offensive Coordinator

Eric Bieniemy

Running Backs

Andy Heck

Offensive Line

Eugene Chung

Asst. Offensive Line

Tom Melvin

Tight Ends

Matt Nagy

Quarterbacks

Corey Matthaui

Asst. Quarterbacks

DEFENSIVE STAFF

Bob Sutton

Defensive Coordinator

Tommy Brasher

Defensive Line

Gary Gibbs

Linebackers

Emmitt Thomas

Defensive Backs

Al Harris

Asst. Secondary

Mark DeLeone

Asst. Linebackers

Britt Reid

Asst. Defensive Line

SPECIAL TEAMS STAFF

Dave Toub

Special Teams Coordinator

Brock Olivo

Asst. Special Teams

MISCELLANEOUS

Barry Rubin

Head Strength and Conditioning

Travis Crittenden

Asst. Strength and Conditioning

Brent Salazar

Asst. Strength and Conditioning

Brad Childress

Spread Game Analyst/Special Projects

Mike Frazier

Statistical Analysis Coordinator



THE LAST MEETING

Chiefs 41, Patriots 14

September 29, 2014 • Arrowhead Stadium • 76,613



NEW ENGLAND	0	0	7	7	—	14
KANSAS CITY	7	10	10	14	—	41

- KC — Charles, 2-yard run (Santos kick) (11-73, 5:58)
- KC — Charles, 5-yard pass from A. Smith (Santos kick) (3-86, 1:27)
- KC — Santos 22-yard field goal (7-85, 2:24)
- KC — Charles 8-yd pass from A. Smith (Santos kick) (2-9, 0:45)
- KC — Santos 31-yard field goal (4-0, 1:34)
- NE — LaFell, 44-yard pass from Brady (Gostkowski kick) (4-81, 2:03)
- KC — Kelce, 2-yd pass from A. Smith (Santos kick) (12-80, 6:34)
- KC — Abdullah 39-yard interception return (Santos kick)
- NE — Gronkowski, 13-yard pass from Garoppolo (Gostkowski kick) (7-81, 3:09)

Team Statistics	Patriots	Chiefs
First Downs	13	26
Total Net Yards	290	443
Rushes/Net Yards	16/75	38/207
Net Passing	215	236
Pass Attempts/Completions	30/20	26/20
Had Intercepted	2	0
Times Sacked/Yards	2.0/12.0	8.0/14.0
Punts/Average	6/48.8	4/45.0
Penalties/Yards	3/30	4/35
Fumbles/Lost	2/1	0/0
Possession Time	23:33	36:27

RUSHING

- KC — Davis 16-107; Charles 18-92, TD; A. Smith 4-8.
- NE — Ridley, 5-28; Vereen, 8-26; White, 3-21.

RECEIVING

- KC — Kelce 8-93, TD; Bowe 5-81; Charles 3-16, 2 TDs; Avery 2-46; Davis 1-12; Jenkins 1-0.
- NE — LaFell 6-119, TD; Vereen 5-41; Edelman 4-23; White 3-15; Gronkowski 2-31, TD.

PASSING

- KC — Smith 26-20-248, 3 TDs, 0 INT.
- NE — Brady 23-14-159, TD, 2 INTs. Garoppolo 7-6-70, TD, 0 INTs.

INTERCEPTIONS

- KC — Abdullah 1-39, TD; S. Smith 1-34.
- NE — None.

SACKS

- KC — Houston 2.0; Hali 1.0.
- NE — Jones 0.5, Jones 0.5, Vellano 1.0.

FIELD GOALS

- KC — Santos (22) (31).
- NE — None.

CHIEFS VS. PATRIOTS CONNECTIONS

Professional

• Patriots WR **Danny Amendola** (2009-12) and RB **Steven Jackson** (2004-12) were with the St. Louis Rams while Chiefs Defensive Assistant/Secondary **Al Harris** (2011) was a Cornerback for the Rams.

• New England DL **Alan Branch** (2011-12) was with Seattle while Kansas City Director of Pro Scouting **Will Lewis** (1999-11) was in the Seahawks front office.

• Chiefs WRs **Jeremy Maclin** (2009-14) and **Jason Avant** (2006-13) were teammates of Patriots S **Patrick Chung** (2013) with the Philadelphia Eagles.

• Patriots LB **Jonathan Freeny** (2012-14) was with the Dolphins, where he was a teammate of Chiefs CB **Sean Smith** (2009-12) and played for Chiefs Defensive Assistant/Secondary **Al Harris** (2012) when Harris was a Coaching Intern in Miami.

• Chiefs QB **Chase Daniel** (2009-12) played for the Saints while Patriots DT **Akiem Hicks** (2012-14) was in New Orleans.

• New England DL **Jabaal Sheard** (2011-14) was with the Cleveland Browns while Kansas City Spread Game Analyst/Special Projects Coach **Brad Childress** was the Offensive Coordinator in 2012.

• Patriots Tight Ends Coach **Brian Daboll** (2007-08) served as Quarterbacks Coach for the Jets and Offensive Line Coach **Dave DeGuglielmo** (2012) had the same title when Chiefs DE **Mike DeVito** (2007-12) and Defensive Coordinator **Bob Sutton** (2000-12) were in New York. Daboll also spent time in Cleveland as the Offensive Coordinator from 2009-10 when Kansas City Director of Football Administration **Trip MacCracken** (1999-09) worked for the Browns and Patriots Assistant Special Teams Coach **Ray Ventrone**

(2009-12) played in Cleveland. Chiefs CB **Sean Smith** (2009-12) also played for the Dolphins when Daboll was the Offensive Coordinator in Miami in 2011 and New England Offensive Line Coach **Dave DeGuglielmo** (2009-11) coached.

• When Chiefs Spread Game Analyst/Special Projects Coach **Brad Childress** (2006-10) was the Head Coach of the Vikings, Patriots Defensive Line Coach **Brendan Daly** (2006-08) served as Defensive Assistant/Defensive Line Coach and Wide Receivers Coach **Chad O'Shea** (2006-08) was an Offensive Assistant/Wide Receivers Coach in Minnesota. Kansas City Running Backs Coach **Eric Bieniemy** (2006-10), Defensive Backs Coach **Emmitt Thomas** (2000-01) and S **Husain Abdullah** also spent time in Minnesota alongside Daly. Daly was also the Defensive Line Coach with the Rams from 2009-11 when Chiefs Defensive Assistant/Secondary Coach **Al Harris** (2011) played for St. Louis and Patriots Offensive Coordinator/Quarterbacks Coach **Josh McDaniels** (2011) had the same title.

• Kansas City Offensive Line Coach **Andy Heck** (1994-98) played for the Bears when New England Running Backs Coach **Ivan Fears** (1993-98) served as the Receivers Coach.

College

• Patriots C **David Andrews** (2011-14) was at Georgia while three members of the Chiefs were Bulldogs: QB **Aaron Murray** (2009-13), **Chris Conley** (2011-14) and LB **Ramik Wilson** (2011-14).

• Chiefs WR **Frankie Hammond Jr.** (2009-12) and DL **Jaye Howard** (2008-11) were at the University of Florida with Patriots LB **Jon Bostic** (2009-12).

• Kansas City WR **Jason Avant** (2002-05) and New England DL **Alan Branch** (2004-06) were teammates at Michigan for two seasons.

- Patriots DB **Justin Coleman** (2011-14) played at Tennessee with Chiefs OL **Zach Fulton** (2010-13).

- Patriots LB **Jerod Mayo** (2004-07) had his career at Tennessee bookended by two current members of the Chiefs: P **Dustin Colquitt** (2000-04) and S **Eric Berry** (2007-09).

- Chiefs DL **Rakeem Nunez-Roches** (2011-14) and Patriots LB **Jamie Collins** (2009-12) were at Southern Mississippi for two seasons together.

- New England LB **Jonathan Freeny** (2007-10), DB **Duron Harmon** (2009-12), DB **Devin McCourty** (2005-09) and CB **Logan Ryan** (2010-12) were at Rutgers while Kansas City CB **Marcus Cooper** (2008-12) was a Scarlet Knight.

- Patriots DL **Geneo Grisson** (2010-14) played with every current Oklahoma Sooners on the Chiefs roster: OL **Donald Stephenson** (2008-11), CB **Jamell Fleming** (2007-11), DT **David King** (2009-12) and LS **James Winchester** (2010-11).

- Chiefs LB **Dee Ford** and Patriots DB **Brandon King** (2013-14) were teammates at Auburn for one season together.

- Chiefs OL **Jeff Allen** (2008-11) and Patriots DB **Tavon Wilson** (2008-11) were at Illinois for the duration of their collegiate careers together.

Former Patriots

- Kansas City Assistant Offensive Line Coach **Eugene Chung** was the 13th overall pick by New England in the 1992 NFL Draft. Chung went on to play for the Patriots from 1992-94.

- Chiefs Defensive Line Coach **Tommy Brasher** held the same position with the Patriots from 1982-84.

Former Chiefs

- New England Tight Ends Coach **Brian Daboll** (2012) served as the Offensive Coordinator for a single season when he was with the Kansas City Chiefs.

- From 2003-05, New England Wide Receivers Coach **Chad O'Shea** served in various roles with the Chiefs. In 2003 he served as a Volunteer/Assistant Special Teams and from 2004-05, he was the Assistant Special Teams/Linebackers Coach.

Hometown/Local

- The Chiefs roster is home to three New England natives: DE **Mike DeVito**, who is from Eastham, Mass., FB **Anthony Sherman**, who is a North Attleboro, Mass., native, and CB **Marcus Cooper**, who is from Bloomfield, Conn.

- Kansas City QB **Chase Daniel** (2002-05) and New England TE **Scott Chandler** (1999-02) were teammates at Southlake Carroll High School in Southlake, Texas.

- Chiefs Linebackers Coach **Gary Gibbs** and DT **David King** share the hometown of Houston, Texas with Patriots Wide Receivers Coach **Chad O'Shea**.



POSTSEASON CAPTAINS

After rotating a group of three different captains for each regular season game — one player representative from each of the offensive, defensive and special teams groups — Head Coach Andy Reid named six players as postseason captains following a team vote. Two offensive, two defensive and two special teams players were elected to serve as postseason captains, starting with the AFC Wild Card Game at Houston on January 9, 2016.

Offensively, QB Alex Smith and WR Jeremy Maclin were voted captains. Smith is a two-time postseason captain for the Chiefs after being selected during the 2013 postseason. Maclin earned a captain's patch in his first postseason with the Chiefs.

Defensively, LB Derrick Johnson and S Eric Berry were voted captains. Both Johnson and Berry are three-time postseason captains, each earning the honor during the 2010, 2013 and 2015 postseasons.

On special teams, P Dustin Colquitt and S Daniel Sorensen were voted captains. Colquitt is a three-time postseason captain, earning the nod after the 2010, 2013 and 2015 seasons. Sorensen earned a spot in his second year with the club.



CHIEFS POSTSEASON STORYLINES

- Kansas City's 30-0 win in the AFC Wild Card Game at Houston is the first postseason victory for the Chiefs since Kansas City beat the Houston Oilers in an AFC Divisional Game on Jan. 16, 1994.
- Kansas City's 30 points are the fourth-most points in a postseason game in franchise history (44, 31 and 31) and are the second-most points in a postseason win in team annals (31).
- The 30-0 final marked the first time in franchise history that the Chiefs shut out an opponent in the postseason. In the Super Bowl era, Saturday's AFC Wild Card Game goes down as the fifth-largest shutout in NFL history. It was the 26th playoff game to be decided by 30 or more points and was just the 20th shutout in NFL postseason history (since 1966). It marks the first playoff game shutout since a 23-0 Carolina Panthers win over the New York Giants in the 2005 postseason.
- Kansas City's +30 point differential is the highest margin of victory in Chiefs history. The next highest margin of victory in the postseason is +24, a 31-7 win in the 1966 AFL Championship Game against the Buffalo Bills.
- Fifteen of the club's 22 non-Super Bowl postseason games have come on the road, with the first five non-Super Bowl postseason games all on the road, while the two most-recent playoff contests have been away games for the Chiefs.
- Andy Reid becomes the third head coach in Kansas City Chiefs history to win a postseason contest, joining Pro Football Hall of Fame Coach Hank Stram and Marty Schottenheimer.
- Reid has now coached in 21 career postseason contests and has an 11-10 record in those games. Only Tom Landry, Don Shula, Bill Belichick, Joe Gibbs, Mike Holmgren, Chuck Noll and Bud Grant coached in more.
- Reid's 11 postseason victories ties him for ninth all-time in NFL history behind Belichick, Landry, Shula, Gibbs, Noll, Holmgren, Bill Cowher and Tom Coughlin. His 11 wins are tied with Marv Levy, Bill Parcells and Dan Reeves.

CHIEFS DEFENSIVE RANKINGS

Kansas City's defense has established itself as one of the National Football League's top units over the past few seasons. The team continues that trend in 2015. Below is a look at the categories the Chiefs rank inside the top 10 this season.

Category	NFL Rank	Value
Avg. Margin of Defeat	T-8th	7.80 points
5-Minute Drives Allowed	T-10th	19 drives
Opp. Passer Rating in Blitz Situations	3rd	70.64 rating
Fumble Returns of 20+ Yards	T-10th	1 recovery
Opp. Passer Rating Inside the 30	10th	90.9 rating
Interception Returns of 20+ Yards	T-1st	8 returns
Miscellaneous Touchdowns Allowed	T-4th	2 touchdowns
Offensive Points Allowed	3rd	273 points
Opp. Avg. Starting Field Position	3rd	24.6 yard line
Opp. Avg. Starting Field Position Away	5th	24.9 yard line
Opp. Avg. Starting Field Position Home	5th	24.3 yard line
Opp. Punt Returns of 20+ Yards	T-1st	0 returns
Opp. Red Zone 3rd Down Conversions	5th	32.0%
Opp. Offensive Touchdowns	T-7th	32 touchdowns
Opp. Two-Point Conversion Percentage	T-8th	33.3%
Opp. 2nd Down Conversions	9th	29.9%
Opp. 3rd Down Conversions	2nd	33.2%
Opp. 3rd and 4th and 1 Conversion Pct.	1st	44.4%
Opp. 3rd and 1 Conversion Pct.	2nd	45.0%
Opp. 3rd and <4 Yards Pct.	1st	44.9%
Opp. 4th and 1 Conversion Pct.	5th	42.9%
Opp. Avg. Yards to Go on 2nd Down	2nd	8.44 yards
Opp. Completions of 20+ Yards	T-4th	46 completions
Opp. Yards After Catch vs. Air Yards	3rd	1,525 yards
Opp. Passing for 4+ Yards on 1st Down	2nd	46.6%
Opp. Rushing Plays of 20+ Yards	T-10th	9 rushes
Opp. Rushing Plays of 50+ Yards	T-1st	0 rushes
Opp. Rushing for 4+ Yards on 1st Down	8th	38.2%
Opp. Scoring Outside the Red Zone	4th	76 points
Opp. Total Avg. Yards per Down	6th	5.08 yards
Opp. 10 Play Drives	T-4th	22 drives
Opp. Pct. of 1st Downs Gaining 4+ Yds	3rd	42.9%
Opp. 1st Down Average Gain	9th	5.09 yards
Opp. 3rd Down Conversion Pct.	2nd	33.2%
Opp. Kickoff Touchback Pct.	3rd	45.2%
Opp. Net Passing Yards per Game	9th	231.1 yards
Opp. Plays of 20+ Yards	6th	55 plays
Opp. Plays of 20+ Yards (last 8 games)	2nd	20 plays
Opp. Punt Return Avg.	9th	6.5 yards
Opp. Points on Drives of 4/Fewer Plays	2nd	15 drives
Opp. Turnover Pct. on 4/Fewer Plays	10th	6.0%
Opp. Red Zone Drives	T-5th	40 drives
Opp. Rushes and Completions	5th	45.8 advances
Opp. Avg. Rushing Yards per Game	8th	98.2 yards
Opp. Total Points Scored	3rd	287 points
Opp. Scoring Efficiency	4th	27.3%
Opp. Touchdown Drives	T-7th	32 drives
Opp. Yards per Game	7th	329.3 yards
Opp. Yards per Play	6th	5.08 yards
Opp. Overall Passer Rating	2nd	76.0 rating
Opp. Passing Defense on 1st Down	4th	78.0 rating
Opp. Passing Defense on 2nd Down	6th	82.7 rating
Points Allowed on Poss. after Turnovers	4th	29 points
Sacks	4th	47 sacks
Opp. Drives Starting Inside Own 20	2nd	59 drives
Opp. Drives Starting Inside Team's 50	T-7th	15 drives
Successful Plays Allowed Pct.	5th	43.1%
Takeaway Points Scored	3rd	119 points
Takeaways	5th	29 takeaways
Total Points Allowed	3rd	287 points
Total Points Allowed in Past 8 Games	1st	105 points

TOP PERFORMERS VS. PATRIOTS

QB Alex Smith

Comp.	Att.	Yards	TD	INT	Rating
20	26	248	3	0	144.4

• In his first and only career matchup against New England, Smith threw for 248 yards and three touchdowns on 20 completions, good for a 144.4 rating. The 144.4 rating ranks as the fourth-highest in a single game for his career.

LB Justin Houston

• In two contests against the Patriots, Houston compiled nine tackles (eight solo), 2.0 sacks for a loss of nine yards, one tackle for loss and one forced fumble.

S Husain Abdullah

• Abdullah had eight solo tackles, two passes defended and one 39-yard interception return for a touchdown on Monday Night Football last year against New England.

LB Tamba Hali

• In his three career games against the Patriots, Tamba has 12 tackles (eight solo), 2.0 sacks for a loss of 14 yards, two tackles for loss, one forced fumble, one fumble recovery and one pass defended.

CHIEFS OFFENSIVE RANKINGS

Kansas City's offense ranks in the top 10 in a number of categories so far in the 2015 season. Below is a snapshot of the categories the Chiefs rank inside the top 10.

Category	NFL Rank	Value
Avg. Gain on First Down	9th	5.43 yards
3rd and 4-6 Conversions	4th	51.0%
4th Down Conversions	2nd	66.7%
4th and 1 Conversions	T-9th	75.0%
4th and <4 Conversions	4th	80.0%
Average Margin of Victory	4th	14.27 points
Avg. Starting Position after Kickoff	9th	22.5 yard line
5 Minute Drives	T-5th	25 drives
Passer Rating in Blitz Situations	3rd	110.64 rating
Points on First Offensive Possession	3rd	48 points
Dropped Passes Percentage	8th	4.8%
Avg. Starting Field Position	1st	31.3 yard line
Avg. Starting Field Position Away	3rd	32.6 yard line
Avg. Starting Field Position Home	5th	30.0 yard line
Fumbles Lost	T-7th	8 fumbles lost
Giveaway Points Allowed	4th	43 points
Total Giveaways	2nd	15 giveaways
Goal-to-Go Touchdown Efficiency	7th	76.9%
Miscellaneous Touchdowns	T-3rd	6 touchdowns
Offensive Points Scored	10th	360 points
Offensive Scoring Efficiency	9th	37.9%
Opp. INT Returns of 20+ Yards	T-10th	3 returns
Opp. Takeaway Scoring Breakdown	2nd	15 takeaways
Overall Passer Rating	9th	95.4 rating
Yards After Catch vs. Air Yards	8th	1,918 yards
Pass Rating on Attempts of 21+ Yards	7th	101.6 rating
Points Scored on 1st Off. Possession	3rd	48 points
Points on Possessions After Takeaways	5th	76 points
Points on Drives of 4 or Fewer Plays	3rd	75 points
Red Zone Drives	T-7th	54 drives
Red Zones Giveaways	T-8th	2 giveaways
Non-Kneel Negative Yard Rushes	6th	33 rushes
Rushes of 10+ Yards	T-7th	53 rushes
Rushes of 20+ Yards	T-7th	13 rushes
Rushes of 50+ Yards	T-10th	1 rush
Avg. Rush Yards per Game	6th	127.8 yards
Rushing for 4+ Yards	5th	46.8%
Total Points Scored	9th	405 points
Scoring Differential	6th	+118 points
Drives Starting Inside Opp.'s 20	T-4th	5 drives
Drives Starting Inside Opp.'s 50	2nd	28 drives
Total Takeaways	5th	29 takeaways
Points per Game	9th	25.3 points
Total Points Scored in Past 8 Games	6th	210 points
Turnover Differential	2nd	+14 turnovers
Yards per Play in Red Zone	9th	3.20 yards

BEEN THERE, DONE THAT

Prior to Saturday's Wild Card game against the Texans, there were 27 players on the current Chiefs 53-man roster who had previously played in an NFL playoff game, totaling 60 total games played. Of the 53 players on the Chiefs active roster, 49 have seen action in postseason contests, totaling 109 total games played.

Player	Season	Team
Husain Abdullah	2008	Vikings (1)
	2009	Vikings (2)
	2013	Chiefs (1)
	2015	Chiefs (1)*
D.J. Alexander	2015	Chiefs (1)*
Jeff Allen	2013	Chiefs (1)
	2015	Chiefs (1)*
Jason Avant	2006	Eagles (2)
	2008	Eagles (3)
	2009	Eagles (1)
	2010	Eagles (1)
	2013	Eagles (1)
	2015	Chiefs (1)*
Allen Bailey	2013	Chiefs (1)
	2015	Chiefs (1)*
Eric Berry	2010	Chiefs (1)
	2013	Chiefs (1)
	2015	Chiefs (1)*
Tyvon Branch	2015	Chiefs (1)*
Dustin Colquitt	2006	Chiefs (1)
	2010	Chiefs (1)
	2013	Chiefs (1)
	2015	Chiefs (1)*
Chris Conley	2015	Chiefs (1)*
Marcus Cooper	2013	Chiefs (1)
	2015	Chiefs (1)* - Inactive
Chase Daniel	2009	Saints (3)^ - Inactive
	2010	Saints (1)
	2011	Saints (2)
	2013	Chiefs (1) - Did Not Play
	2015	Chiefs (1)*
Knile Davis	2013	Chiefs (1)
	2015	Chiefs (1)*
Mike DeVito	2009	Jets (3)
	2010	Jets (3)
	2013	Chiefs (1)
	2015	Chiefs (1)*
Larry Duvernay-Tardif	2015	Chiefs (1)*
Eric Fisher	2013	Chiefs (1) - Inactive
	2015	Chiefs (1)*
Jamell Fleming	2015	Chiefs (1)*
Dee Ford	2015	Chiefs (1)*
Zach Fulton	2015	Chiefs (1)*
Tamba Hali	2006	Chiefs (1)
	2010	Chiefs (1)
	2013	Chiefs (1)
	2015	Chiefs (1)*
Frankie Hammond	2015	Chiefs (1)*
Demitrius Harris	2015	Chiefs (1)*
Justin Houston	2013	Chiefs (1)
	2015	Chiefs (1)*
Jaye Howard	2010	Seahawks (2) - Inactive
	2013	Chiefs (1)
	2015	Chiefs (1)*
Derrick Johnson	2006	Chiefs (1)
	2010	Chiefs (1)
	2013	Chiefs (1)
	2015	Chiefs (1)*
Travis Kelce	2015	Chiefs (1)*
David King	2014	Seahawks (3) - Played 1, Inactive 2 & 3
	2015	Chiefs (1)*
Jeremy Maclin	2009	Eagles (1)
	2010	Eagles (1)
	2015	Chiefs (1)*
Josh Mauga	2010	Jets (3)
	2015	Chiefs (1)*
Mitch Morse	2015	Chiefs (1)* - Inactive

Player	Season	Team
Dezman Moses	2012	Packers (2)
	2013	Chiefs (1) - Inactive
	2015	Chiefs (1)* - Inactive
Daniel Munyer	2015	Chiefs (1)*
Aaron Murray	2015	Chiefs (1)*
Steven Nelson	2015	Chiefs (1)*
Steven Nelson	2015	Chiefs (1)* - Inactive
Rakeem Nunez-Roches	2015	Chiefs (1)* - Inactive
Brian Parker	2015	Chiefs (1)*
Ron Parker	2013	Chiefs (1)
	2015	Chiefs (1)*
Marcus Peters	2015	Chiefs (1)*
Dontari Poe	2013	Chiefs (1)
	2015	Chiefs (1)*
Jarrold Pughsley	2015	Chiefs (1)* - Inactive
Jah Reid	2011	Ravens (2)
	2012	Ravens (1) - Inactive
	2015	Chiefs (1)*
Cairo Santos	2015	Chiefs (1)*
Anthony Sherman	2013	Chiefs (1)
	2015	Chiefs (1)*
Alex Smith	2011	49ers (2)
	2012	49ers (3) - Did Not Play
	2013	Chiefs (1)
	2015	Chiefs (1)*
Sean Smith	2013	Chiefs (1)
	2015	Chiefs (1)*
Daniel Sorensen	2015	Chiefs (1)*
Donald Stephenson	2013	Chiefs (1)
	2015	Chiefs (1)*
Spencer Ware	2015	Chiefs (1)*
Charcandrick West	2015	Chiefs (1)*
Nick Williams	2015	Chiefs (1)*
Albert Wilson	2015	Chiefs (1)*
Ramik Wilson	2015	Chiefs (1)*
James Winchester	2015	Chiefs (1)*
Frank Zombo	2010	Packers (4)^ - Inactive 1, 2 & 3, Played 4
	2011	Packers (1)
	2012	Packers (2) - Inactive
	2013	Chiefs (1)
	2015	Chiefs (1)*

() denotes number of playoff games played

* through Wild Card round, current season

^ denotes Super Bowl win



MISC. 2015 NOTES

PICK CITY

The Chiefs defense was a dominant part of the team's 10-game winning streak, ranking first in the AFC in interceptions. Below is a ranking of the NFL leaders in interceptions, by team.

NFL Leaders, Interceptions, 2015

Team Rankings

Rk.	Team	INTs	TDs
1.	Panthers	24	4
2.	Chiefs	22	4
3.	Bengals	21	1
4.	Cardinals	19	4
5.	Jets	18	0

PRECISION PASSING STREAK

Alex Smith's streak without an interception began in the third quarter of Week Three at Green Bay and ended in the second quarter of Week 14 vs. San Diego. Smith's 312 attempts without an INT were 136 more than the next closest quarterback in 2015.

NFL Leaders (2015)

Consecutive Pass Attempts Without an Interception

Rk.	QB	Att.	Time Span
1.	Alex Smith	312	Sept. 28-Dec. 13
2.	Tom Brady	176	Sept. 10-Oct. 18
3.	Russell Wilson	168	Nov. 15 - Dec. 27
4.	Eli Manning	142	Sept. 13-Oct. 4
5.	Colin Kaepernick	135	Oct. 4-Present

In addition to Smith ranking first in the NFL this season, Smith's 312 attempts are 79 more than the second-most in Chiefs history.

Chiefs Record Book

Consecutive Pass Attempts Without an Interception

Rk.	QB	Att.	Year
1.	Alex Smith	312	2015
2.	Steve DeBerg	233	1990
3.	Rich Gannon	202	1997-98
4.	Matt Cassel	162	2010
5.	Tyler Thigpen	161	2008
6.	Trent Green	159	2005

Smith's 312 consecutive pass attempts without an interception ranks second in NFL history.

NFL Record Book,

Consecutive Pass Attempts Without an Interception

Rk.	QB	Att.	Year
1.	Tom Brady	358	2010-11
2.	Alex Smith	312	2015
2.	Bernie Kosar	308	1990-91
4.	Bart Starr	294	1964-65
5.	Jeff George	279	1993-94

ANTHONY SHERMAN ON A STREAK

Chiefs FB Anthony Sherman has been one of the most consistent players in the NFL. Sherman is tied for first among fullbacks in the NFL in consecutive games played.

NFL Leaders, Consecutive Games Played, Fullbacks

Rk.	Games	Player	Team
1t.	48	Anthony Sherman	Chiefs
	48	Kyle Juszczyk	Ravens
3.	47	Wil Johnson	Steelers
4.	46	Patrick DiMarco	Falcons

MACLIN IN THE RECORD BOOKS

In his first season in a Chiefs uniform, WR Jeremy Maclin had 87 receptions, setting a Chiefs record for single-season receptions by a wide receiver and ranking fifth-most overall by a player in Chiefs history.

CHIEFS RECORD BOOK

MOST RECEPTIONS, SEASON, WIDE RECEIVER

1.	87	Jeremy Maclin	2015
2.	86	Dwayne Bowe	2008
3.	81	Dwayne Bowe	2011
4.	80	Carlos Carson	1983
5.	78	Derrick Alexander	2000

QUICK STRIKE DRIVES

Kansas City's offense has proven it can score quickly. The Chiefs led the AFC in quick strike drives - less than four plays in the 2015 season. All 11 of the Chiefs scores on quick-strike drives went for touchdowns.

NFL Leaders, Scoring on Quick Strike Drives

Rk.	Team	Points
1t.	Panthers	76
	Giants	76
3.	Chiefs	75
4.	Steelers	69
5t.	Cardinals	63
	Patriots	63

COLQUITT PINS THE OPPOSITION

Punter Dustin Colquitt holds the top ranking in NFL history for percentage of punts inside the 20 per attempt since 1976 with 39.7%. The below list is a breakdown of players with at least 850 punts since 1976.

Punts Inside the 20 per Attempt Percentage Since 1976

Rk.	Player	Punts	In 20	Pct.
1.	Dustin Colquitt	890	353	39.7
2.	Craig Hentrich	1,150	399	34.7
3.	Donnie Jones	980	322	32.9
4t.	Dave Zastudil	869	285	32.8
	Brad Maynard	1,339	439	32.8

Active NFL Leaders, Punts Inside the 20, All-Time

Rk.	Player	In 20	Years
1.	Shane Lechler	407	2000-15
2.	Dustin Colquitt	353	2005-15
3.	Andy Lee	325	2004-15
4.	Donnie Jones	322	2004-15
5.	Mike Scifres	293	2003-15

TIGHT END RANKS

Chiefs TE Travis Kelce had 875 receiving yards, to rank fourth in the AFC and sixth in the NFL among tight ends in the 2015 season.

AFC Tight End Leaders, Receiving Yardage

Rk.	Player	Rec. Yards	Avg.
1.	R. Gronkowski	1,176	16.3
2.	D. Walker	1,088	11.6
3.	G. Barnidge	1,043	13.2
4.	T. Kelce	875	12.2
5.	A. Gates	630	11.3

JEREMY MACLIN UNDER COACH REID

Andy Reid drafted Jeremy Maclin in the first round of the 2009 NFL Draft and Maclin excelled under Reid's tutelage. Below is a breakdown of Maclin's year-by-year performances under Coach Reid.

Year	Rec.	Yds.	Avg.	TD
2009	56	773	13.8	4
2010	70	964	13.8	10
2011	63	859	13.6	5
2012	69	857	12.4	7
2015	87	1,088	12.5	8
Totals	345	4,541	13.2	34

KELCE PRODUCES

From 2014 to 2015, Travis Kelce ranked among the top four in yardage and finished with the number one ranking in yards after catch for TEs in the NFL.

NFL Leaders, TE Receiving Yards 2014-2015

Name	Yards	Team
1. Rob Gronkowski	2,300	New England
2. Greg Olsen	2,112	Carolina
3. Delanie Walker	1,978	Tennessee
4. Travis Kelce	1,737	Kansas City
5. Zach Ertz	1,555	Philadelphia

NFL Leaders, TE YAC 2014-2015

Name	YAC	Team
1. Travis Kelce	1,045	Kansas City
2. Rob Gronkowski	1,022	New England
3. Jordan Reed	742	Washington
4. Delanie Walker	738	Tennessee
5. Greg Olsen	720	Carolina

CHIEFS GLOBAL TIES

The 2015 Chiefs team has several global ties, including five internationally born players. Chiefs **LB Tamba Hali** hails from Monrovia, Liberia. He moved to Teaneck, N.J. at the age of 10. Second-year **G Laurent Duvernay-Tardif** is from Hillaire, Quebec, where he attended McGill University and became just the second player out of McGill to be drafted into the NFL. A native of Sao Paulo, Brazil, **K Cairo Santos** joined the team as a CFA in 2014. He attended St. Joseph's Academy in Miami, Fla., as a foreign exchange student where he learned to play American football. Rookie **DL Rakeem Nunez-Roches** was drafted by the Chiefs in the sixth round (217th overall) of the 2015 NFL Draft. Nunez-Roches was born in Dangriga, Belize, and moved to the U.S. at the age of eight. Rookie **WR Chris Conley**, was born in Adana, Turkey, while his father was stationed there with the Air Force. **Assistant Special Teams Coach Brock Olivo** spent three years abroad coaching in Italy. Olivo held various coaching roles for the Italian National Football Team. He was also the head coach, offensive coordinator and special teams coordinator of the S.S. Lazio Marines, a Serie A1 team, which competes in Italy's IFL, the country's highest level of American football.

ALEX'S GROUND GAME

Alex Smith ran for 498 yards on 84 rushes, an average of 5.93 yards per attempt in 2015. Smith's 498 yards ranked as fourth most in the NFL and second most in the AFC for quarterbacks this season. It is the highest rushing mark for a QB in Chiefs history.

2015 Quarterback Rushing Yards, NFL

Rk.	Players	Team	Yards
1.	Cam Newton	Panthers	636
2.	Tyrod Taylor	Bills	568
3.	Russell Wilson	Seahawks	553
4.	Alex Smith	Chiefs	498
5.	Aaron Rodgers	Packers	344

TURNOVER DIFFERENTIAL

The Chiefs defense proved to be one of the best in the league. The club forced 29 opponent turnovers on defense and special teams. Below is a breakdown of the 2015-16 NFL leaders in turnover differential.

2015 NFL Team Leaders, Turnover Differential

Rk.	Team	TO Diff.
1.	Panthers	+20
2.	Chiefs	+14
3.	Bengals	+11
4.	Cardinals	+9
5t.	Three tied	+7

FIELD POSITION

Kansas City's special teams was a strong point in the club's success. In the 2015 season, the Chiefs ranked second in the AFC and third in the NFL in average opponent beginning field position.

2015 NFL Avg. Opponent Field Position, Leaders

Rk.	Team	Avg. Allowed
1.	Seahawks	23.8
2.	Patriots	24.2
3.	Chiefs	24.6
4.	Bengals	24.7
5.	Vikings	25.5

PUNT COVERAGE

Kansas City's punt coverage unit allowed an average of just 6.5 yards per punt return, which ranked third in the AFC.

2015 AFC Opponent Punt Return Avg. Leaders

Rk.	Team	Avg. Allowed
1.	Ravens	5.0
2.	Bengals	6.3
3.	Chiefs	6.5
4.	Raiders	6.7
5.	Broncos	6.9

SMITH CONTINUES TO WIN

Alex Smith is first in Chiefs franchise history for most wins as a starter through his first three seasons. Smith took sole possession of first place in franchise history on Dec. 20 with 28 wins in his first three seasons. Smith finished his three seasons with 30 total wins.

Chiefs Record Book, Most Wins, First Three Years as Starter

Rk.	QB	Yr. 1 W	Yr. 2 W	Yr. 3 W	Total Wins
1.	Alex Smith	11	8	11	30
2.	Trent Green	6	8	13	27
3.	Len Dawson	11	5	7	23
4t.	Steve Bono	0	13	8	21
	Steve DeBerg	4	6	11	21

POTENT OFFENSE

The Kansas City offense played a big role in the club's 10-game winning streak. Since Oct. 25, the Chiefs offense ranked tied for first in the AFC and fifth in the NFL in points per game.

NFL Leaders, Points Per Game, Oct. 25-Jan. 3.

Rk.	Team	PPG
1.	Panthers	33.2
2.	Seahawks	29.9
3.	Cardinals	28.6
4.	Giants	28.1
5t.	Chiefs	27.8
	Steelers	27.8

RACKING UP THE POINTS

Since Andy Reid was named Head Coach in 2013, the Chiefs have had at least four games each season where they've scored 30 or more points. The last time the Chiefs scored 30 or more points in five or more games in a single season was in 2010 when the Chiefs had six 30+ point games.

Most 30-Point Games, Season

Rk.	Games	Seasons
1.	8	1966, 2002, 2004
2.	7	1999, 2003
3.	6	1960, 1967, 2010
4.	5	1962, 1965, 1968, 1983, 1994, 2005, 2006, 2015
5.	4	1961, 1963, 1969, 1980, 1984, 1985, 1990, 1997, 1998, 2013, 2014

A TEAM GAME

After starting the season 1-5, the Chiefs rallied with 10 straight wins to an 11-5 record. In the club's win streak it truly has been a team effort, with each piece doing its part. Here is a snapshot of the club's defensive efforts from the front line, the linebackers and the secondary.

The Chiefs had 22 interceptions this season, with six of them coming from three different linebackers – Derrick Johnson (2), Josh Mauga (2) and Justin Houston (2). Six INTs by linebackers this season is tied for second in 2015.

Rk.	Team	INTs by a LB
1.	CAR	9
2t.	KC	6
	CLE	6
4t.	BUF	5
	TB	5
	TEN	5

The Chiefs also have three defensive backs having recorded at least 1.0 sack this season – Ron Parker (5.0), Daniel Sorensen (1.0) and Tyvon Branch (1.0). Their 7.0 combined sacks in 2015 are tied for first in the NFL for most sacks by a DB this season.

Rk.	Team	Sacks by a DB
1t.	KC	7.0
	ARI	7.0
	PIT	7.0
4.	STL	6.0
5.	JAC	5.5

In 2015, the Chiefs had 22 interceptions, which is a +16 differential from their six recorded in 2014. The +16 improvement ranks tied for the second best turnaround in franchise history.

Rk.	No. of INTs	No. of INTs Previous Year	Differential
1.	30 (1983)	12 (1982)	+18
2.	22 (2015)	6 (2014)	+16
3.	21 (2013)	7 (2012)	+14
4.	33 (1966)	20 (1965)	+13
5.	25 (1999)	13 (1998)	+12

MARCUS PETERS ON FIRE

Chiefs CB Marcus Peters had a spectacular rookie campaign. In 2015, Peters ranked first or tied for first in the NFL in three important defensive categories. Peters' 26 passes defended set a Chiefs rookie record and his eight interceptions were tied for first all-time among Chiefs rookies. Below is a breakdown of where Peters ranked in the NFL in INTs, INT yardage and passes defended.

Category	Number	NFL Rank
Interceptions	8	T-1st
Interception Yardage	280	1st
Passes Defended	26	T-1st

TAKING ADVANTAGE OF TAKEAWAYS

In the 2015 season, the Kansas City Chiefs scored 119 points on their 29 takeaways. That ranked as the third-best in the NFL.

Rk.	Team	Takeaway Pts.	Takeaways
1.	Carolina	148	39
2.	Arizona	140	33
3.	Kansas City	119	29
4.	Philadelphia	102	26
5.	New York Giants	100	28



THE PROOF IS IN THE PRODUCTION

General Manager John Dorsey has worked hard at building depth his first three years as a general manager in the National Football League. This season especially, the Chiefs had a number of players step in and fill starting roles. Below is a look at some of the adjustments the Chiefs have made this season.

Offensive Line

In 2015, the Chiefs started nine different offensive line combinations, involving eight offensive linemen. Four of which (T Eric Fisher, OL Jeff Allen, OL Zach Fulton and OL Donald Stephenson) have started at multiple positions, including Fulton proving his versatility starting at three different positions – C, RG and LG.

Charcandrick West: Week 6 – Week 17

GP/GS	Att.	Yds.	Avg.	LG	TD	Rec.	Yds.	Avg.	LG	TD
10/9	155	617	4.0	38t	4	19	210	11.1	80t	1

Spencer Ware: Week 6 – Week 17

GP/GS	Att.	Yds.	Avg.	LG	TD
11/2	72	403	5.6	52	6

Dee Ford: Weeks 13-17

GP/GS	Total	Solo	Assist	TFL	Sack/Yds
5/5	14	13	1	1	4/25

Defensive Line

In the 2015 season, the three front positions in the Chiefs 3-4 defense have been shared among four players, each having started at multiple positions along the defensive line. DL Jaye Howard highlights the group having started multiple games at all three positions. Below is a breakdown of these three players and proof of their versatility.

Mike DeVito

GP/GS	LE	NT	RE	Total	Solo	Assist	TFL	Sack/Yds
13/5	3	0	2	19	13	6	6	3.0/20

Dontari Poe

GP/GS	LE	NT	RE	Total	Solo	Assist	TFL	Sack/Yds
15/13	2	11	0	39	29	10	3	1.0/2

Allen Bailey

GP/GS	LE	NT	RE	Total	Solo	Assist	TFL	Sack/Yds
12/12	3	0	9	38	26	12	7	4.5/22

Jaye Howard

GP/GS	LE	NT	RE	Total	Solo	Assist	TFL	Sack/Yds
16/13	3	4	6	57	36	21	11	5.5/33

Other Contributors

The team has had a number of other key contributors this season including rookie LB Ramik Wilson, S Daniel Sorensen, S Tyvon Branch, LB Frank Zombo, OL Donald Stephenson and LB D.J. Alexander who all have served critical roles on either offense, defense or special teams this season.

HE'S BACK!



On Nov. 24, 2014, a cancerous mass was found inside the chest of Chiefs safety Eric Berry. Shortly after, he was diagnosed with Hodgkin's Lymphoma at the age of 25. On July 28, 2015, only 247 days later, he reported to Chiefs training camp cancer-free and was on the practice field day one. Here is what Eric had to say about his journey:

- "I would first like to start off by saying thank God. I'm truly blessed to come out of this situation, truly blessed to have such a wonderful supporting cast. My support system just took care of me, starting off with my parents, my friends, family and everybody. From my coaching staff, the whole Chiefs Kingdom, Vol Nation, my home back in Atlanta – Fairburn, Georgia. I mean it has just been great. This experience has been a roller coaster, but I wouldn't change it for the world."

- "You can't look too far ahead because I did that in the beginning and I ended up crying to my dad about thirty minutes at breakfast because it was a long road. It was tough. It was a battle every day. I mean it came to a point where I had to set goals to just get out of bed."

- "Whatever you learn in football it carries right over to life and it is vice-versa, so the things that you learn in life you carry onto the football field. So I just tried to use all those experiences and everything that I have gone through in the past on and off the field and all of my experiences, I just tried to use it to get through this."

- "I felt like the whole NFL family came together. And that did a lot for me. Just to see them get together for a good cause and just to motivate me and show that they were thinking about me before big games and things like that. It meant a lot."

- From Eric Berry's father, James Berry: "We got back together and it was like the old father-son bond that we used to have when he was staying at home," James explained. "We got to watch TV together and we got to go to the store together. We got to stay up late and eat snacks together, and just talk about father-son type of stuff. It's crazy because we like the same type of movies and shows. To me, that time was a defining moment—that he'll always be your little boy. You'll always be there for him and you'll always be his father."

- "I'm a lot more wise. I analyze things before I just go into them and the list is so long. Overall, I'm more wise and I understand and embrace the process. Everything is a process. It doesn't happen over night. Everything is preparation – don't overlook anything. Coach (Andy Reid) always talks about eliminating distractions and I would like to thank you guys for respecting me not wanting to do interviews or doing things like that, but I wanted to eliminate the distractions and focus on what I needed to focus on. **Fear nothing, attack everything.** That's how I kind of did the things."

- On returning to Arrowhead: "All those emotions and things that come along with the game, you get it just riding through the parking lot. You have to be a Kansas City Chief to understand how that feels. Like I said, everyone is grilling out, having a good time. The kids are out there with jerseys on throwing the football. But every time you come through it's like they know when the players come and they stop and they wave and they just give so many words of encouragement on the way to the stadium, it's almost like a pre-game pep talk. So just seeing those guys out there does a lot for me emotionally."

BERRY TIMELINE

Nov. 20, 2014	Chiefs at Raiders, Berry collides with Husain Abdullah on field, first notices chest pain.
Nov. 24, 2014	Club announces mass discovered in Berry's chest. Shortly after, Berry is diagnosed with Hodgkin's Lymphoma.
Nov. 24, 2014	Placed on IR/NFI.
Dec. 10, 2014	First chemotherapy treatment.
May 13, 2015	Final of six rounds of chemotherapy.
June 22, 2015	Declared cancer-free.
July 27, 2015	Head Athletic Trainer Rick Burkholder tested Berry with on-field drills.
July 28, 2015	Strength training with Burkholder.
July 28, 2015	Cleared to practice.
July 29, 2015	Returned to practice field for first practice of training camp.
Aug. 15, 2015	First game back, away at Arizona
Sept. 13, 2015	First regular season game back on the field.
Sept. 17, 2015	Return to Arrowhead for TNF as Starter.
Dec. 22, 2015	Selected to the 2016 Pro Bowl.



HIS IMPACT AROUND THE LEAGUE

Seahawks QB Russell Wilson, Twitter

What a blessing to hear Eric Berry is back playing! Great thing for him & us players to have him back out on the field in the @NFL

Cardinals Head Coach Bruce Arians, Twitter

So happy to hear Eric Berry is back and cleared for practice. All the best. #BerryStrong

Pro Football Hall of Famer and Former Giants DE Michael Strahan, Good Morning America

"I may play for the Giants, but I got to say, I root for the Kansas City Chiefs. I am rooting for Eric Berry – really amazing story."

Former Tennessee Teammate and Friend Inky Johnson, Twitter

My bro is BACK. All GLORY to GOD! Cancer didn't stand a chance! #BerryStrong

Denver Broncos DE DeMarcus Ware, Twitter

Great news, been praying for u bro @stuntman1429 #BerryStrong

Colts CB Vontae Davis, Twitter

Welcome back @Stuntman1429! Amazing story of determination. #BerryStrong #Perseverance

THE QUICK STORY OF THE 2015 CHIEFS

- The Chiefs tallied an 11-5 record in 2015. After starting the season 1-5, Kansas City won 10 games in a row and captured the No. 5 seed in the AFC playoffs.
- With 11 wins in 2013, nine in 2014, and 11 in 2015, Coach Reid's 31 victories are the most among Chiefs head coaches in franchise history in their first three years in KC.
- LB Derrick Johnson broke the club's all-time tackle record in Week Three at Green Bay, passing former Chiefs LB Gary Spani's record of 999 tackles.
- Rookie cornerback Marcus Peters was outstanding in 2015, ranking fourth on the team in tackles, setting a Chiefs record with 26 passes defended as well as intercepting eight passes - including the first pass he saw in his NFL career - and returning two interceptions for touchdowns.
- The Chiefs swept all three road games in the division (at Denver, at San Diego, at Oakland) for the first time since the 1995 season, when the club went 4-0 with Seattle in the AFC West.
- QB Alex Smith went from the third quarter in Week Three to the second quarter in Week 14 without throwing an interception. Smith's 312 pass attempts during that time rank second in NFL history.
- Chiefs safety Eric Berry was diagnosed with Hodgkin's Lymphoma following a Week 12 game in 2014 versus the Raiders. Berry was deemed cancer free on June 22, 2015, only eight months later. Berry has returned to the team without missing a beat. The defensive leader is third on the team in tackles while recording two interceptions on the season.
- LB Derrick Johnson has returned from a torn Achilles suffered in the first game of the 2014 season to lead the team in tackles in 2015 with 116.
- After RB Jamaal Charles tore his ACL on Oct. 11 vs. Chicago, running backs Charcandrick West and Spencer Ware stepped in. West and Ware combined for 1,256 total yards from scrimmage and 11 touchdowns this season.
- The Chiefs had five Pro Bowlers voted to the NFL's all-star game in 2015: S Eric Berry, LBs Justin Houston and Tamba Hali, TE Travis Kelce and CB Marcus Peters.

JUSTIN HOUSTON SIGNS LONG-TERM DEAL

On July 15, the final day for franchise players to sign a long-term contract with their club, the Chiefs and Justin Houston agreed on a long-term contract. Here is what Chiefs GM John Dorsey had to say:

"We were able to reach an agreement with Justin and his agent, Joel Segal, to keep him here in Kansas City for the foreseeable future. He's one of the top players in the National Football League and a premier pass rusher. As we've said from the beginning, Justin the football player, and the person, is someone we wanted to be a part of our organization. We are very happy that he will remain a member of the Chiefs."



CHIEFS ADD WR JEREMY MACLIN

On March 11, 2015, the Chiefs announced the club had signed free agent wide receiver Jeremy Maclin. He played four years under Chiefs Head Coach Andy Reid in Philadelphia from 2009-12.

Maclin has played in 90 games (88 starts) in six NFL seasons. His career numbers include 430 receptions for 5,859 yards (13.6 avg.) with 44 touchdowns. Maclin's most productive season came in 2014 as he earned a trip to the Pro Bowl after tallying 85 catches for 1,318 yards (15.5 avg.) with 10 touchdowns. He has had over 50 receptions in each of his six active seasons. Maclin finished 2015 with 87 receptions for 1,088 yards (12.5 avg.) and eight touchdowns. Maclin originally entered the NFL as a first-round draft pick (19th overall) of the Eagles in the 2009 NFL Draft.



JOHNSON & DEVITO RETURN

Chiefs linebacker Derrick Johnson and defensive lineman Mike DeVito suffered season-ending Achilles injuries in Week One of the 2014 regular season. The injuries occurred eight plays apart. Both are healthy and returning for the 2015 season.

Johnson and DeVito spent all of last season rehabbing together and sharing a similar journey. Below is what each had to say about going through the process together:

"Every time we walk by each other, we're giving each other high fives, man," said Johnson, an inside linebacker who turns 33 in November. "It's been a long road for us. We've been talking about this day since we got hurt."

"Mike DeVito was a guy I depended on a lot, even before the injury," Johnson said. "He's the guy that kept the big guys off of me. To have a guy of that caliber to actually be in and out of rehab with me every single day ... I got even closer with him."

"(Rehab) became our battle — football was over and now it was about getting back," DeVito said. "To do that by yourself ... I heard you guys talking to DJ about retirement. I think I would have considered retirement if I would have had to go through that by myself."

"We were brothers before, but we really built that bond even more so. You don't really know the person you're with when you face adversity with them, so it was awesome. I don't know if I would have made it to this point right now if it wasn't for working with DJ."

NOTE HIGHLIGHTS: THE CHIEFS IN A NUTSHELL



NEW ERA BRINGS BIG TURNAROUND

The Chiefs won two games in 2012, but the Andy Reid and John Dorsey era has quickly turned things around in Kansas City. Winning seasons in 2013 and 2014 gave the Chiefs 20 total wins over their first two seasons. Since 1984, that is the third-best turnaround in back-to-back seasons following a two-win or less season total. Only Indianapolis (2011-13) and the New York Jets (1996-98) have more wins in their next two seasons following a two-win total or less.

Rk.	Team	Win Total	Following Two Seasons
1.	Colts (2011-13)	2 (2011)	22 (2012-13)
2.	Jets (1996-98)	1 (1996)	21 (1997-98)
3.	Chiefs (2012-14)	2 (2012)	20 (2013-14)
4t.	Dolphins (2007-09)	1 (2007)	18 (2008-09)
	Panthers (2001-03)	1 (2001)	18 (2002-03)
	Cowboys (1989-91)	1 (1989)	18 (1990-91)

CONSISTENCY AMONG COACHING STAFF

In a league filled with offseason changes and movements, the Kansas City Chiefs coaching staff has remained together, for the most part, in Head Coach Andy Reid's first three seasons. In fact, the club has only lost one coach since Reid's arrival (Assistant Special Teams Coach Kevin O'Dea left for a special teams coordinator position with the Buccaneers after 2013). Below is a look at how rare keeping consistency among the coaching staff is these days.

Rk.	Team	Lost '14 offseason	Lost '15 offseason	Total Lost
1t.	Chiefs	1	0	1
	Colts	0	1	1
3t.	Bengals	3	0	3
	Rams	2	1	3
5t.	Five tied	--	--	4

HE WINS AT HOME AND ON THE ROAD

No matter where his team is playing, home or away, Chiefs Head Coach Andy Reid is consistent. Through 17 seasons and 272 games, Coach Reid has a nearly identical record on the road as he does at home.

Home Record	Road Record	Total
82-54 (.603)	79-56-1 (.585)	161-110-1 (.594)

CHARLES PERFORMS CONSISTENTLY

Chiefs RB Jamaal Charles has recorded 5.0 or more yards per carry in five of his seven NFL seasons (2009-10, 2012-14). He is only the fourth running back in NFL history to achieve this. The other three players to record five seasons recording a 5.0 rushing average are all retired players and members of the Pro Football Hall of Fame.

NFL RECORD BOOK: SEASONS WITH 5.0+ YARDS PER CARRY

Rk.	Player	Seasons w/ 5.0+ ypc
1t.	Jamaal Charles (2008-15)*	5
	Jim Brown (1957-65)	5
	Joe Perry (1950-63)	5
	Barry Sanders (1989-98)	5
5t.	DeAngelo Williams (2006-15)*	4
	James Brooks (1981-92)	4

* Active Players

ALEX SMITH AMONG THE NFL'S ELITE

Chiefs quarterback Alex Smith ranked among the most elite quarterbacks in the NFL in touchdown to interception ratio over the last three seasons (min. 1,000 att) (2013-15).

Rk.	QB	TD	INT	TD/INT
1.	Aaron Rodgers	86	19	4.53
2.	Tom Brady	94	27	3.48
3.	Russell Wilson	80	24	3.33
4.	Alex Smith	61	20	3.05
5.	Tony Romo	70	26	2.69

CHARLES' YARDS PER CARRY BEST IN HISTORY

Chiefs running back Jamaal Charles currently holds the NFL all-time record for yards per carry average. At 5.47 yards per attempt, Charles tops some of the game's greatest names in that category.

Rk.	Player	Att.	Yds.	Avg.
1.	Jamaal Charles	1,320	7,220	5.47
2.	Jim Brown	2,359	12,312	5.22
3.	Mercury Morris	804	4,133	5.14
4.	Gale Sayers	991	4,956	5.00
5.	Barry Sanders	3,062	15,269	4.99

HOUSTON WE HAVE A PROBLEM

Chiefs linebacker Justin Houston broke the club's single-season franchise sack record in 2014 with 22.0 sacks. He was only 0.5 sack shy of the NFL's all-time record. Over the last five seasons (2011-15), he ranks third in the NFL in sacks.

Rk.	Player	Team	Games	Sacks
1.	J.J. Watt	HOU	80	74.5
2.	Von Miller	DEN	72	60.0
3.	Justin Houston	KC	70	56.0
4.	DeMarcus Ware	DAL/DEN	72	54.5
5t.	Jared Allen	MIN/CHI/CAR	78	53.0
	Elvis Dumervil	DEN/BAL	77	53.0

QUALITY SPECIAL TEAMS PLAY

Over the past three seasons (2013-15) under Special Teams Coordinator Dave Toub, the Chiefs special teams units performed consistently. In fact, over the three-year span, the club leads the league in kick return average and is fourth in punt return average. The Chiefs had a combined six return touchdowns the last three seasons, which is tied for a league best.

Rk.	Team	KR	Yds.	Avg.	TDs
1.	Kansas City	130	3,537	27.2	3
2.	Baltimore	116	3,097	26.7	2
3.	Detroit	103	2,648	25.7	1
4.	Indianapolis	124	3,123	25.2	0
5.	Dallas	106	2,641	24.9	0

Rk.	Team	PR	Yds.	Avg.	TDs
1.	Baltimore	115	1,351	11.7	2
2.	Minnesota	83	943	11.4	2
3.	Philadelphia	106	1,145	10.8	4
4.	Kansas City	154	1,655	10.7	3
5.	Tampa Bay	76	805	10.6	0

Rk.	Team	PR TDs	KR TDs	Tot TDs
1t.	Kansas City	3	3	6
	Minnesota	2	4	6
	Philadelphia	4	2	6
4t.	St. Louis	4	0	4
	Baltimore	2	2	4



2015 DRAFT ADDITIONS

CB Marcus Peters was selected by Kansas City with the 18th overall pick in the 2015 NFL Draft. The former Washington Husky recorded 11 interceptions, returning one for a touchdown, over his three-year playing career. Peters opened his NFL career intercepting the first pass he saw and followed up his debut with a 55-yard pick-six in his second game. Peters finished 2015 fourth on the Chiefs in tackles, with 60, and tied for first in the NFL with eight interceptions. Additionally, Peters set the Chiefs rookie record with 26 passes defended. In Week 15 at Baltimore, Peters became just the second Chiefs rookie with two interception return touchdowns in a season.

C Mitch Morse begins his NFL career as the Chiefs second round pick after starting 39 games in his time at the University of Missouri, including every game he played in his last three seasons. By starting in Week One, Morse became the first Chiefs rookie center to start in Week One of his rookie season since 1961. Morse started 15 games at center in his rookie campaign.

WR Chris Conley was one of the most athletic prospects in the 2015 Draft. Conley's athleticism stood out to the Chiefs, who traded two picks to move up in the draft to select the 6-3 receiver. As a rookie, Conley started three games and compiled 17 receptions for 199 yards and one TD, in addition to four special teams tackles.

CB Steven Nelson played in 25 games (21 starts) over his two-year career at Oregon State, recording 122 total tackles along with eight interceptions. Nelson's first two college seasons were spent at College of the Sequoias where he compiled six interceptions as a freshman and sophomore. In 2015, Nelson played in 12 games, recording one tackle and seven special teams tackles.

LB Ramik Wilson was the 118th overall selection in the 2015 NFL Draft. Wilson recorded 253 tackles (138 solo), 6.0 sacks and two forced fumbles during his four-year college career. Wilson played in 10 games as a rookie, including two starts, recording 20 tackles. Wilson recovered a fumble in the end zone in Week Five vs. Chicago.

LB D.J. Alexander became the second Oregon State Beaver drafted by the Chiefs in 2015. Alexander tallied 209 tackles (120 solo), with 8.5 sacks (62.0 yards), in his four college seasons. In his first NFL season, Alexander had two defensive tackles and led the Chiefs with 11 special teams tackles, in addition to blocking an Oakland punt for a safety in Week 17.

TE James O'Shaughnessy (IR) was an All-Missouri Valley Football Conference Second-Team selection following the 2014 season. O'Shaughnessy hauled in 67 passes over his four-year college career, totaling 1,170 yards and 14 touchdowns. In 2015, O'Shaughnessy hauled in six passes during his rookie campaign before being placed on IR with a foot injury.

DL Rakeem Nunez-Roches played in 31 games with 24 starts at Southern Miss. He was a first-team All-Conference USA selection after a senior year in which he recorded 58 total tackles (32 solo), 3.0 sacks and seven quarterback pressures. Nunez-Roches recorded four tackles in seven games in his NFL career.

WR Da'Ron Brown (Practice Squad) led his Northern Illinois offense in every major receiving category as a senior in 2014. Brown had 68 catches for 1,065 yards and six touchdowns, which earned him a Second-Team All-MAC selection. Brown finished his time at Northern Illinois with 155 receptions for 2,295 yards and 19 touchdowns.

Round	Pick	Overall	Player
1	18	18	Peters
2	17	49	Morse
3	12	76	Conley
3	34	98	Nelson
4	19	118	Wilson
5	36	172	Alexander
5	37	173	O'Shaughnessy (IR)
6	41	217	Nunez-Roches
7	16	233	Brown (Practice Squad)

KEY OFFSEASON ACQUISITIONS

WR Jeremy Maclin signed with Kansas City in the offseason, reuniting him with Head Coach Andy Reid, who originally drafted Maclin when Reid was the Head Coach/Executive VP of Football Operations for the Eagles. Maclin's Kansas City career began by hauling in 87 passes for 1,088 yards and eight TDs. Maclin became the first Chiefs player with 1,000 receiving yards in a season since 2011. Additionally, Maclin's 87 receptions set a Chiefs single-season record for receptions by a wide receiver.

G Ben Grubbs was acquired via trade from New Orleans on March 12. Grubbs has seen action in 129 total games since being drafted by Baltimore in the first round of the 2007 NFL Draft. Grubbs made the Pro Bowl in 2011 and 2013. Grubbs started seven games for the Chiefs in 2015 before being placed on IR.

S Tyvon Branch joined the Chiefs after spending his first seven seasons in Oakland. Branch recorded 40 total tackles, four passes defended and one sack in his first season in KC. In Week 13 vs. his former team, Branch intercepted a Derek Carr pass and returned it 38 yards for a touchdown.

DB Ron Parker was re-signed by the Chiefs after a career year in 2014. Parker had a great season in 2015, where he is second on the Chiefs with 78 total tackles in addition to two interceptions, 12 passes defended, six tackles for loss and 5.0 sacks.

Pos.	Player	Ht.	Wt.	Last Team
WR	Jeremy Maclin	6-0	198	Philadelphia
G	Ben Grubbs	6-3	310	New Orleans
S	Tyvon Branch	6-0	210	Oakland
DB	Ron Parker	6-0	206	Kansas City

AMONG THE BEST IN CHIEFS HISTORY

In his first three seasons as head coach of the Chiefs, Andy Reid coached his team to a 31-17 record in the first 48 games. His 64.6 winning percentage is the top mark in franchise history for any coach in his first three seasons leading the club. Marty Schottenheimer is second on that list, leading his Chiefs teams to a 29-18-1 (61.5%) record in his first three seasons.

Most Regular Season Wins, First 3 Years with Team

Rk.	Name	Yr. 1	Yr. 2	Yr. 3	Tot. Rec.	Win %
1.	Andy Reid	11-5	9-7	11-5	31-17	64.6%
2.	Marty Schottenheimer	8-7-1	11-5	10-6	29-18-1	61.5%
3.	Dick Vermeil	6-10	8-8	13-3	27-21	56.3%
4.	Hank Stram	8-6	6-8	11-3	25-17	59.5%
5.	John Mackovic	6-10	8-8	6-10	20-28	41.7%

In Reid's 48 total games with the Chiefs, he has registered a 17-7 (70.8%) record at home and a 14-10 (58.3%) record on the road.



HEAD COACH ANDY REID NOTES



REID CAREER HIGHLIGHTS

- Career record of 161-110-1 in the regular season, as well as a 11-10 postseason record. Reid's 172 combined wins rank 15th in NFL history. Reid ranks fourth among active coaches in regular season and postseason wins. He has defeated all 32 NFL teams as a head coach.
- His 31 wins in his first three seasons with Kansas City are more than any other head coach in franchise history in their initial three seasons.
- The 2013 Chiefs, led by Head Coach Andy Reid, orchestrated the greatest single-season turnaround in franchise history after an 11-5 finish. In 2012, the team finished 2-14, a +9 turnaround in his first season with the club.
- During Reid's 14 seasons in Philadelphia, his teams made the postseason nine times, which ranked third in the NFL behind Indianapolis' 12 and New England's 10. With the Chiefs in 2013, Reid made his 10th trip to the postseason. 2015 will be his 11th trip.
- Including his time as an assistant coach, Reid's teams have now made 17 playoff appearances, as well as three Super Bowl appearances after playing in a combined eight NFC Championships.
- Reid's .594 regular season winning percentage ranks 13th all-time among coaches with at least 200 games.
- Among active coaches, Reid is one of eight coaches with 100 career regular season and postseason wins. In 2008, Reid became the 37th coach to win 100 games and the 22nd to complete the task with one franchise.
- Has three career Super Bowl appearances and won Super Bowl XXXI as an assistant in Green Bay. Reid owns three NFC titles and nine division titles in his career dating back to his days as an assistant.
- Mentored future Hall of Fame quarterback Brett Favre while with the Packers along with QB Donovan McNabb with the Eagles.

PRO BOWL PLAYERS COACHED BY REID

During his tenure in Philly and in KC, Reid coached 41 different players to a total of 85 Pro Bowl berths, including 21 players with multiple selections.

Pos.	Player	No.	Pos.	Player	No.
FS	Brian Dawkins	7	CB	Asante Samuel	3
QB	Donovan McNabb	6	T	Jason Peters	3
K	David Akers	5	LB	Derrick Johnson	3
CB	Troy Vincent	5	DE	Hugh Douglas	3
LB	Tamba Hali	5	DT	Dontari Poe	2
LB	Jeremiah Trotter	4	DE	Trent Cole	2
RB	Jamaal Charles	4	CB	Lito Sheppard	2
LB	Justin Houston	4	RB	Brian Westbrook	2
S	Eric Berry	4	G	Shawn Andrews	2
TE	Chad Lewis	3	WR	DeSean Jackson	2
T	Tra Thomas	3			

ASSISTANT COACHES WHO PLAYED FOR REID

The following Chiefs assistant coaches played for Head Coach Andy Reid during his time in either Green Bay or Philadelphia.

Offensive Coord. Doug Pederson: From 1996-98, played quarterback for both Andy Reid and General Manager John Dorsey while Reid was an assistant coach in Green Bay and Dorsey was a college scout (1996) and later the director of college scouting (1997-98). Pederson played in Philadelphia while Reid was the head coach in 1999; he started nine games for the Eagles in 1999, throwing for 1,276 yards and seven touchdowns.

Running Backs Coach Eric Bieniemy: Running back in Philadelphia under Reid in 1999, returning 10 kickoffs for 210 yards. Finished his career with 1,589 rushing yards in 142 career games.

Asst. Offensive Line Coach Eugene Chung: Experienced time in Philadelphia as an offensive lineman under Reid in 2000. Chung was the 13th overall pick in the 1992 NFL Draft by New England.

Defensive Asst./Secondary Coach Al Harris: Cornerback played under Reid for the Eagles from 1999-2002. In his four years with Reid, Harris recorded seven interceptions to go with 99 total tackles and 48 pass deflections. Harris' stint in Green Bay was with Chiefs GM John Dorsey.



ANDY REID'S COACHING RECORD

Year	Reg. Season	Pct.	Postseason	Overall	Result
1999	5-11	.313	0-0	5-11	5th in NFC East
2000	11-5	.688	1-1	12-6	2nd in NFC East; reached divisional playoffs
2001	11-5	.688	2-1	13-6	1st in NFC East; reached NFC Championship Game
2002	12-4	.750	1-1	13-5	1st in NFC East; reached NFC Championship Game
2003	12-4	.750	1-1	13-5	1st in NFC East; reached NFC Championship Game
2004	13-3	.813	2-1	15-4	1st in NFC East; reached Super Bowl XXXIX
2005	6-10	.375	0-0	6-10	4th in NFC East
2006	10-6	.625	1-1	11-7	1st in NFC East; reached divisional playoffs
2007	8-8	.500	0-0	8-8	4th in NFC East
2008	9-6-1	.594	2-1	11-7-1	2nd in NFC East; reached NFC Championship Game
2009	11-5	.688	0-1	11-6	2nd in NFC East; reached wild card round
2010	10-6	.625	0-1	10-7	1st in NFC East; reached wild card round
2011	8-8	.500	0-0	8-8	2nd in NFC East
2012	4-12	.250	0-0	4-12	4th in NFC East
2013	11-5	.688	0-1	11-6	2nd in AFC West; reached wild card round
2014	9-7	.563	0-0	9-7	2nd in AFC West
2015	11-5	.688	1-0	12-5	2nd in AFC West, Outcome TBD
TOTALS	161-110-1	.594	11-10	172-120-1	11 Playoff Berths (2015 Included), 6 Div. Titles, 1 NFC Title

REID AS A HEAD COACH VS. THE NFL

Below is Chiefs Head Coach Andy Reid's record against the NFL as a head coach. He is 161-110-1 in the regular season, as well as 11-10 in the post-season. Reid has 172 total career wins as a head coach.

Opponent	Reg. Season	Postseason	Total
vs. Denver Broncos	2-6	0-0	2-6
vs. Kansas City Chiefs	3-0	0-0	3-0
vs. Oakland Raiders	6-3	0-0	6-3
vs. San Diego Chargers	6-3	0-0	6-3
vs. AFC West	17-12	0-0	17-12
vs. Baltimore Ravens	3-1	0-0	3-1
vs. Cincinnati Bengals	1-3-1	0-0	1-3-1
vs. Cleveland Browns	6-0	0-0	6-0
vs. Pittsburgh Steelers	3-3	0-0	3-3
vs. AFC North	13-7-1	0-0	13-7-1
vs. Houston Texans	5-0	1-0	6-0
vs. Indianapolis Colts	1-4	0-1	1-5
vs. Jacksonville Jaguars	2-2	0-0	2-2
vs. Tennessee Titans	1-5	0-0	1-5
vs. AFC South	9-11	1-1	10-12
vs. Buffalo Bills	5-2	0-0	5-2
vs. Miami Dolphins	4-1	0-0	4-1
vs. New England Patriots	2-3	0-1	2-4
vs. New York Jets	4-0	0-0	4-0
vs. AFC East	15-6	0-1	15-7
vs. Dallas Cowboys	18-11	0-1	18-12
vs. New York Giants	16-13	2-1	18-14
vs. Washington Redskins	18-11	0-0	18-11
vs. Philadelphia Eagles	1-0	0-0	1-0
vs. NFC East	53-35	2-2	55-37
vs. Arizona Cardinals	5-7	0-1	5-8
vs. San Francisco 49ers	6-4	0-0	6-4
vs. Seattle Seahawks	4-3	0-0	4-3
vs. St. Louis Rams	6-2	0-1	6-3
vs. NFC West	21-16	0-2	21-18
vs. Atlanta Falcons	6-3	2-0	8-3
vs. Carolina Panthers	4-2	0-1	4-3
vs. Tampa Bay Buccaneers	4-3	2-1	6-4
vs. New Orleans Saints	3-3	0-1	3-4
vs. NFC South	17-11	4-3	21-14
vs. Chicago Bears	5-5	1-0	6-5
vs. Detroit Lions	4-1	0-0	4-1
vs. Green Bay Packers	4-4	1-1	5-5
vs. Minnesota Vikings	3-2	2-0	5-2
vs. NFC North	16-12	4-1	20-13

MOST OVERALL WINS; ACTIVE NFL HEAD COACHES

Andy Reid is one of eight active NFL head coaches with over 100 victories. He has 171 overall wins and is one of three active coaches with 10 or more postseason victories.

Rk.	Coach	Reg.	Post	Total
1.	Bill Belichick, N.E./CLE	223	22	245
2.	Tom Coughlin, NYG/JAX.	170	12	182
3.	Jeff Fisher, STL/TEN	169	5	174
4.	Andy Reid, K.C./PHI	161	11	172
5.	John Fox, CHI/DEN/CAR	125	8	133
6.	Marvin Lewis, CIN	112	0	112
7.	Mike McCarthy, GB	104	7	111
8.	Pete Carroll, SEA	93	9	102

Reid defeated the Tennessee Titans in 2013, giving him wins against all 32 NFL teams. He became only the fifth head coach in NFL history to accomplish that feat. Below is a look at all the coaches who have done it.

Bill Belichick (NE)	Bill Parcells (Retired)
Tony Dungy (Retired)	Andy Reid (KC)
Mike Shanahan (No Current Team)	John Fox (CHI)

MOST NFL WINS AS HEAD COACH

Rk.	Head Coach	Win Total
1.	Don Shula	347
2.	George Halas	324
3.	Tom Landry	270
4.	Bill Belichick	245
5.	Curly Lambeau	229
6.	Chuck Noll	209
7.	Marty Schottenheimer	205
8.	Dan Reeves	201
9.	Chuck Knox	193
10.	Bill Parcells	183
11.	Tom Coughlin	182
12.	Mike Shanahan	178
13.	Mike Holmgren	174
15.	Jeff Fisher	174
15.	Andy Reid	172
16.	Joe Gibbs	171
17.	Paul Brown	170
18.	Bud Grant	168
19.	Bill Cowher	161
20.	Steve Owen	153
21.	Marv Levy	154
22.	Tony Dungy	148
23.	Hank Stram	136
24.	Weeb Ewbank	134
25.	John Fox	133

- Playoffs Included

* Bold Denotes Active NFL Coaches



REID'S HEAD COACHING CAREER WHEN...

- Scoring on opening drive: 71-21
- Scoring first: 103-33
- Leading at half: 129-26
- Leading after three quarters: 127-26
- Winning time of possession: 102-31-1
- Winning turnover battle: 95-22
- Out-rushing opponent: 102-42-1
- Out-passing opponent: 96-45-1
- Out-gaining opponent: 112-38-1
- 40%+ 3rd down conversions: 81-32
- 50%+ 3rd down conversions: 47-10
- Not throwing an INT: 85-37
- Having a 300-yard passer: 31-16-1
- Having a 100+ yard rusher: 48-18
- Having a 100+ yard receiver: 52-22
- Having two 100+ yard receivers: 8-1
- Having no turnovers: 42-17
- Scoring 20+ points: 130-41
- Scoring 30+ points: 69-5
- Rushing for 150+ yards: 51-14
- Having 20+ first downs: 90-41
- Not allowing a sack: 16-8
- Allowing two or fewer sacks: 99-49-1
- Recording 2+ INTs: 65-15
- Recording 3+ turnovers: 65-11
- Opp. less than 40% on 3rd down: 125-46-1
- Opp. less than 30% on 3rd down: 85-14-1
- Scoring a defensive TD: 38-9
- Recording 3+ sacks: 96-29-1
- Recording 5+ sacks: 38-5-1
- Allowing 17 or fewer points: 115-22-1
- Not allowing a 100-yard rusher: 127-78-1
- Not allowing a 100-yard receiver: 110-77
- Not allowing a 300-yard passer: 145-88-1
- Not allowing a rushing TD: 112-40-1
- Not allowing a passing TD: 50-16
- Not allowing an offensive TD: 31-3
- Having a KR or PR TD: 12-5

CHIEFS GENERAL MANAGER JOHN DORSEY NOTES



DORSEY'S CAREER QUICK HITS

- John Dorsey was named the sixth general manager in Kansas City Chiefs history on January 14, 2013. Dorsey enters his third season as an NFL general manager and his 25th year as a player personnel member.
- Most recently served as Director of Football Operations for the Green Bay Packers (2012). Before being promoted to that post, Dorsey served 12 years as the Packers' Director of College Scouting (2000-11).
- A player for the Packers during the 1980s, Dorsey oversaw the college portion of Green Bay's scouting operations and was also actively involved in the area of pro personnel throughout his tenure.
- It was during his time as a college scout and eventually as Director of College Scouting that Dorsey began his association with Chiefs Head Coach Andy Reid, who served as the Packers tight ends/assistant offensive line coach (1992-96) and quarterbacks coach (1997-98).
- Worked alongside multiple Green Bay Packers General Managers including Ron Wolf and Ted Thompson.
- In his first three seasons with the Chiefs, he and Head Coach Andy Reid won 31 games. They orchestrated the greatest single-season turnaround in franchise history in 2013 with an 11-5 record. The club finished just 2-14 the previous year, a +9 turnaround.
- Has two Super Bowl rings, three NFC Championships and helped earn 10 division titles over his career.

JOHN DORSEY'S TRACK RECORD

Kansas City Chiefs General Manager John Dorsey is no stranger to success. With the assistance of Packers personnel members including Ted Thompson and Ron Wolf, Dorsey was part of a team that brought in the following success stories in the NFL.

Player	Drafted	Of Note
Aaron Rodgers	2005	Super Bowl XLV MVP
A.J. Hawk	2006	600+ Tackles in 10 Seasons
Greg Jennings	2006	Top 100 Players of 2012
B.J. Raji	2009	2011 Pro Bowler
Clay Matthews	2009	Five-time Pro Bowler
Jordy Nelson	2008	Super Bowl XLV Champion
Terrell Buckley	1992	Recorded 50 career INTs
Robert Brooks	1992	1997 NFL Comeback POY
Edgar Bennett	1992	Super Bowl XXXI Champion
Mark Chmura	1992	Three-time Pro Bowler
Mark Brunell	1993	NFL Passing Yards Leader ('96)
Antonio Freeman	1995	All-Pro Selection in 1998
Vonnie Holliday	1998	NFL All-Rookie Selection ('98)
Matt Hasselbeck	1998	Seahawks All-Time passing leader

In his third year with the Chiefs, Dorsey has already accomplished a number of impressive feats. Below is a brief look at some notable moves and signings Dorsey has made while in Kansas City:

Dustin Colquitt	Signed contract extension
Alex Smith	Traded from SF & renegotiated contract
Sean Smith	Signed as FA
Eric Fisher	Drafted No. 1 Overall
Travis Kelce	Drafted in 3rd Rd.
Ron Parker	Claimed off waivers/Signed extension
Jamaal Charles	Contract renegotiated
Jeremy Maclin	Signed as FA
Ben Grubbs	Traded for from NO
Justin Houston	Signed Contract

JOHN DORSEY'S HARDWARE



Super Bowls



Conference Titles
95 96 97 02
03 04 07 11 12
Division Titles

DORSEY'S NFL RECORD AS PERSONNEL MEMBER

Year	Reg. Season	Pct.	Playoffs	Overall	Result
1991 (GB)	4-12	.250	0-0	4-12	4th in NFC Central
1992	9-7	.563	0-0	9-7	2nd in NFC Central
1993	9-7	.563	1-1	10-8	3rd in NFC Central; Reached Divisional Playoffs
1994	9-7	.563	1-1	10-8	2nd in NFC Central; Reached Divisional Playoffs
1995	11-5	.688	2-1	13-6	1st in NFC Central; Reached NFC Championship
1996	13-3	.813	3-0	16-3	1st in NFC Central; Won Super Bowl XXXI
1997	13-3	.813	2-1	15-4	1st in NFC Central; Reached Super Bowl XXXII
1998	11-5	.688	0-1	11-6	2nd in NFC Central; Reached Wild Card Playoffs
1999 (SEA)	9-7	.563	0-1	9-8	1st in AFC West; Reached Wild Card Playoffs
2000 (GB)	9-7	.563	0-0	9-7	3rd in NFC Central
2001	12-4	.750	1-1	13-5	2nd in NFC Central; Reached Divisional Playoffs
2002	12-4	.750	0-1	12-5	1st in NFC North; Reached Wild Card Playoffs
2003	10-6	.625	1-1	11-7	1st in NFC North; Reached Divisional Playoffs
2004	10-6	.625	0-1	10-7	1st in NFC North; Reached Wild Card Playoffs
2005	4-12	.250	0-0	4-12	4th in NFC North
2006	8-8	.500	0-0	8-8	2nd in NFC North
2007	13-3	.813	1-1	14-4	1st in NFC North; Reached NFC Championship
2008	6-10	.375	0-0	6-10	3rd in NFC North
2009	11-5	.688	0-1	11-6	2nd in NFC North; Reached Wild Card Playoffs
2010	10-6	.625	4-0	14-6	2nd in NFC North; Won Super Bowl XLV
2011	15-1	.938	0-1	15-2	1st in NFC North; Reached Divisional Playoffs
2012	11-5	.688	1-1	12-6	1st in NFC North; Reached Divisional Playoffs
2013 (KC)	11-5	.688	0-1	11-6	2nd in AFC West; Reached Wild Card Playoffs
2014	9-7	.563	0-0	9-7	2nd in AFC West
2015	11-5	.688	1-0	12-5	2nd in AFC West; Outcome TBD
TOTALS	250-150	.625	18-15	268-165	18 Playoff Berths (2015), 10 Div. Titles, 3 NFC Titles, 2 SB Titles

CHIEFS QUARTERBACK ALEX SMITH



SMITH HAS HISTORY OF PROTECTING FOOTBALL

Since 2010, Chiefs QB Alex Smith has thrown the second fewest interceptions in the NFL among active starting quarterbacks with at least 1,500 pass attempts. Smith had only six interceptions last season, which ranked tied for second among passers with 300 or more attempts. He had seven in 2015.

Player	INTs Since 2010
1. Russell Wilson.....	34
2. Alex Smith.....	40
3. Aaron Rodgers.....	44
4. Josh Freeman.....	50
5. Tom Brady.....	51

SMITH WITH 100+ RATING

Chiefs quarterback Alex Smith has had 26 career games as a starter where he has recorded over a 100.0 rating. Smith is 25-1 in those contests. In Week 15, 2013 vs. the Raiders, Smith posted a perfect passer rating with five TD passes and no interceptions on 20 attempts and 17 completions.

Date	Opp.	Att.	Comp.	Rtg.
12/15/13	@OAK	20	17	158.3
10/7/12	BUF	24	18	156.3
9/29/14	NE	26	20	144.4
12/4/11	STL	23	17	142.3
9/21/14	MIA	25	19	136.0
12/12/10	SEA	27	17	130.9
9/9/12	@GB	26	20	125.6
12/6/15	@OAK	22	16	123.7
12/8/13	@WAS	20	14	122.3
9/13/15	@HOU	33	22	118.6
12/14/14	OAK	30	18	115.6
11/29/15	BUF	30	19	112.5
10/2/11	@PHI	33	21	112.1
11/6/11	@WAS	24	17	109.7
11/22/15	@SD	25	20	108.8
11/01/15	DET	26	18	108.7
12/20/15	@BAL	25	21	108.5
1/2/11	ARI	29	15	107.8
9/16/12	DET	31	20	107.7
11/1/14	NYJ	31	21	106.8
11/24/13	SD	38	26	106.7
11/19/06	SEA	25	19	105.9
10/19/14	@SD	28	19	103.4
9/17/06	STL	22	11	103.0
12/14/06	@SEA	25	14	102.4
10/27/13	CLE	36	24	102.2

SMITH VS. THE NFL

Opponent	Reg. Season	Postseason	Total
vs. Denver Broncos	2-5	0-0	2-5
vs. Kansas City Chiefs	0-2	0-0	0-2
vs. Oakland Raiders	7-1	0-0	7-1
vs. San Diego Chargers	3-3	0-0	3-3
vs. AFC West	12-11	0-0	12-11
vs. Baltimore Ravens	1-1	0-0	1-1
vs. Cincinnati Bengals	1-1	0-0	1-1
vs. Cleveland Browns	3-0	0-0	3-0
vs. Pittsburgh Steelers	2-2	0-0	2-2
vs. AFC North	7-4	0-0	7-4
vs. Houston Texans	3-1	1-0	4-1
vs. Indianapolis Colts	0-3	0-1	0-4
vs. Jacksonville Jaguars	2-1	0-0	2-1
vs. Tennessee Titans	1-2	0-0	1-2
vs. AFC South	6-7	1-1	7-8
vs. Buffalo Bills	4-0	0-0	4-0
vs. Miami Dolphins	1-0	0-0	1-0
vs. New England Patriots	1-0	0-0	1-0
vs. New York Jets	2-0	0-0	2-0
vs. AFC East	7-0	0-0	7-0
vs. AFC	33-22	1-1	34-23
vs. Dallas Cowboys	1-1	0-0	1-1
vs. New York Giants	2-1	0-1	2-2
vs. Philadelphia Eagles	2-4	0-0	2-4
vs. Washington Redskins	2-1	0-0	2-1
vs. NFC East	7-7	0-1	7-8
vs. Arizona Cardinals	6-6	0-0	6-6
vs. Seattle Seahawks	7-5	0-0	7-5
vs. San Francisco 49ers	0-1	0-0	0-1
vs. St. Louis Rams	7-2-1	0-0	7-2-1
vs. NFC West	20-14-1	0-0	20-14-1
vs. Atlanta Falcons	0-2	0-0	0-2
vs. Carolina Panthers	0-1	0-0	0-1
vs. Tampa Bay Buccaneers	1-0	0-0	1-0
vs. New Orleans Saints	0-3	1-0	1-3
vs. NFC South	1-6	1-0	2-6
vs. Chicago Bears	1-2	0-0	1-2
vs. Detroit Lions	5-0	0-0	5-0
vs. Green Bay Packers	1-3	0-0	1-3
vs. Minnesota Vikings	1-2	0-0	1-2
vs. NFC North	8-7	0-0	7-7
vs. NFC	36-34-1	1-1	37-35-1



CHIEFS QB ALEX SMITH'S CAREER WHEN...

Throwing one or more TD passes: 49-33-1
 Throwing two or more TD passes: 31-13
 Throwing three or more TD passes: 10-4
 Throwing four or more TD passes: 1-0
 Not throwing an INT: 53-18-1
 With a passer rating of 95.0 or more: 37-6-1
 With a passer rating of 105.0 or more: 24-2-1
 Throwing for 150 or more yards: 51-41
 Throwing for 200 or more yards: 33-26
 Throwing for 250 or more yards: 13-14

Throwing for 300 or more yards: 1-4
 Rushing for a TD: 8-0
 Attempting 20 or more passes: 62-50
 Attempting 30 or more passes: 28-32
 Attempting 40 or more passes: 2-13
 Rushing for 30 or more yards: 14-9
 Completing 15 or more passes: 53-41
 Completing 20 or more passes: 22-23
 Completing 25 or more passes: 1-11
 Completing 30 or more passes: 0-2

Throwing one or more INTs: 16-38
 Throwing two or more INTs: 3-18
 Throwing three or more INTs: 0-8
 Sacked one or more times: 57-50-1
 Sacked two or more times: 46-44-1
 Sacked three or more times: 26-32
 Sacked four or more times: 13-23
 Losing one or more fumbles: 8-13
 Losing two or more fumbles: 0-2
 With a passer rating of 90.0 or lower: 28-45

SMITH'S FIRST TWO YEARS WITH CHIEFS

Smith ranks tied for second in franchise history for most games started in the first two years of being with the team with 30 starts.

CHIEFS RECORD BOOK

MOST REGULAR SEASON STARTS, QB, FIRST TWO YEARS

1.	32	Trent Green	2001-02
2t.	30	Alex Smith	2013-14
	30	Matt Cassel	2009-10
4.	27	Len Dawson	1962-63
5.	26	Cotton Davidson	1960-61

Smith won 19 of 30 games in his first two seasons with the club, marking the third-best winning percentage by any Chiefs quarterback in his first two years with at least 10 starts.

CHIEFS RECORD BOOK

HIGHEST REGULAR SEASON WINNING PCT., QB, FIRST TWO YEARS WITH TEAM (MIN. 10 STARTS)

1.	72.2	Steve Bono	1994-95
2.	68.0	Joe Montana	1993-94
3.	63.3	Alex Smith	2013-14
4t.	62.5	Elvis Grbac	1997-98
		Bill Kenney	1980-81

SMART DECISION MAKER

Smith's seven interceptions on 470 pass attempts gave him a 1.49 interception percentage on the season, ranking as the fifth-best single-season mark in franchise history.

CHIEFS RECORD BOOK, LOWEST INT. PERCENTAGE, SEASON

1.	0.41	Damon Huard (244-1)	2006
2.	0.90	Steve DeBerg (444-4)	1990
3.	1.29	Alex Smith (464-6)	2014
4.	1.37	Alex Smith (508-7)	2013
5.	1.49	Alex Smith (470-7)	2015

Smith's 1.39% Int. from 2013-15 ranked second in the NFL for passers with over 1,000 attempts in that span.

NFL LEADERS, INT PERCENTAGE 2013-15

Rk.	Player	Team	Att.	INT	INT Pct
1.	Aaron Rodgers	Packers	1,382	19	1.37
2.	Alex Smith	Chiefs	1,442	20	1.39
3.	Tom Brady	Patriots	1,834	27	1.47
4.	Russell Wilson	Seahawks	1,342	24	1.79
5.	Colin Kaepernick	49ers	1,138	23	2.02

CHIEFS PASSER RATINGS

Of Chiefs quarterbacks to start at least 16 games in their Kansas City careers, Alex Smith possesses the highest quarterback rating with a 92.5 mark. Smith has started 46 games in his Chiefs career and has thrown 61 touchdowns and only 20 interceptions.

Player	Year	Rating
Alex Smith	2013-15	92.5
Trent Green	2001-06	87.3
Joe Montana	1993-94	85.0
Damon Huard	2006-08	83.3
Len Dawson	1962-75	83.2
Steve DeBerg	1988-91	81.8
Rich Gannon	1995-98	81.7
Elvis Grbac	1997-00	80.6
Dave Krieg	1992-93	80.4
Matt Cassel	2009-12	77.5
Bill Kenney	1980-88	77.0
Steve Bono	1994-96	74.3
Steve Fuller	1979-82	69.4
Mike Livingston	1968-79	63.3
Todd Blackledge	1983-87	62.0
Cotton Davidson	1960-61	61.9

ALEX SMITH OVER THREE YEARS

Alex Smith's 30 wins put him at the top of the Chiefs franchise list for most wins in a starting quarterback's first three seasons. In his first three seasons, that ranks him ahead of Pro Football Hall of Famer Len Dawson. Hall of Famer Joe Montana had 17 wins in his first two seasons with the Chiefs compared to Smith's 19.

Rk.	Player	Years	Wins
1.	Alex Smith	2013-14	30
2.	Trent Green	2001-03	27
3.	Len Dawson*	1962-64	23

ALEX SMITH COMPLETION PERCENTAGE

Through 46 regular season games with the Chiefs, Alex Smith is the most accurate passer in Chiefs history. His 63.7 completion percentage is top among all passers with at least 700 attempts.

Rk.	Player	G	Comp.	Att.	Pct.
1.	Alex Smith	46	918	1,442	63.7
2.	Trent Green	88	1720	2,777	61.9
3.	Joe Montana	25	480	791	60.7
4.	Elvis Grbac	49	897	1,548	57.9
5.	Steve DeBerg	57	934	1,616	57.8



THROUGH THE AIR

Smith's 308 completions in 2013 marked a single-season career-high, passing his old mark of 273 set in the 2011 season. 2015 marked the eighth time in franchise history that a Chiefs quarterback has completed more than 300 passes in a single season. The team record for most completions in a single season is 369, set by Trent Green in 2004. Smith had 307 in 2015.

ALEX SMITH, MOST COMPLETIONS, SINGLE SEASON

1.	308	2013
2.	307	2015
3.	303	2014
4.	273	2011
5.	257	2006

SMITH'S BIG GAME

In the Chiefs 34-7 victory over the St. Louis Rams in Week 8 of 2014, Alex Smith went 25 of 29 for 226 yards. His 86.2 completion percentage was the highest for a single game in team history (minimum 20 attempts), and it breaks his previous mark set in 2013 at Oakland.

Rk.	Player	Date	Opponent	Comp.	Att.	Pct.
1.	Alex Smith	10/26/14	Rams	26	29	86.2
2.	Alex Smith	12/15/13	Raiders	17	20	85.0
3.	Alex Smith	12/20/15	Ravens	21	25	84.0
4.	Brady Quinn	12/02/12	Panthers	19	23	82.6
5t.	Trent Green	12/16/01	Broncos	17	21	81.0
	Dave Krieg	11/29/92	Jets	17	21	81.0

BY THE NUMBERS - ALEX SMITH VS. THE NFL

Chiefs quarterback Alex Smith is in his 11th NFL season. Statistically, his best games have come against AFC East and NFC West opponents. History shows he has played particularly well against the Oakland Raiders, recording a 106.1 rating in eight games against the club with 18 touchdowns and only three interceptions. Below is a breakdown of how Smith has fared against his opponents.

AFC West								
Team	G	Att.	Comp.	Yds.	TD	Int.	Pct.	Rtg.
Broncos	7	240	138	1520	8	5	57.5	78.8
Chargers	6	174	119	1338	7	4	68.4	94.9
Chiefs	2	67	36	324	1	3	53.7	53.3
Raiders	8	215	130	1625	18	3	60.5	106.1
Total	23	696	423	4807	34	15	60.8	88.8

AFC East								
Team	G	Att.	Comp.	Yds.	TD	Int.	Pct.	Rtg.
Bills	4	112	73	859	5	0	65.2	103.2
Dolphins	1	25	19	186	3	0	76.0	136.0
Jets	2	52	33	342	2	0	63.4	84.8
Patriots	1	26	20	248	3	0	76.9	144.4
Total	8	215	145	1635	13	0	67.4	110.1

AFC North								
Team	G	Att.	Comp.	Yds.	TD	Int.	Pct.	Rtg.
Bengals	2	75	51	587	0	0	68.0	91.4
Browns	3	82	54	527	5	1	65.9	99.0
Ravens	2	49	36	311	1	1	73.5	88.1
Steelers	4	143	87	958	3	1	60.8	84.8
Total	11	349	228	2383	9	3	65.3	89.9

AFC South								
Team	G	Att.	Comp.	Yds.	TD	Int.	Pct.	Rtg.
Colts	3	83	44	425	1	6	53.0	41.5
Jaguars	3	99	56	528	4	1	56.6	80.7
Texans	4	118	76	848	7	3	64.4	94.9
Titans	3	119	68	733	3	7	57.1	59.3
Total	13	419	244	2534	15	17	57.8	70.8

AFC	G	Att.	Comp.	Yds.	TD	Int.	Pct.	Rtg.
Total	55	1679	1040	11359	71	35	61.9	87.3

NFC East								
Team	G	Att.	Comp.	Yds.	TD	Int.	Pct.	Rtg.
Cowboys	2	60	37	402	4	1	61.7	96.7
Eagles	6	191	115	1343	7	5	60.2	82.9
Giants	3	101	62	730	4	6	61.4	71.8
Redskins	3	60	39	429	3	1	65.0	95.8
Total	14	412	253	2904	18	13	61.4	84.0

NFC North								
Team	G	Att.	Comp.	Yds.	TD	Int.	Pct.	Rtg.
Bears	3	78	46	434	2	3	59.0	66.9
Lions	5	140	89	862	6	1	63.6	92.0
Packers	4	128	72	929	7	4	56.3	84.4
Vikings	3	93	59	591	2	2	63.5	79.6
Total	15	439	266	2816	17	10	60.5	82.7

NFC South								
Team	G	Att.	Comp.	Yds.	TD	Int.	Pct.	Rtg.
Buccaneers	1	19	11	170	3	0	57.9	127.2
Falcons	2	70	38	337	1	5	54.3	42.4
Panthers	1	19	9	129	1	0	47.4	87.4
Saints	3	103	59	636	3	5	57.3	65.0
Total	7	211	117	1272	8	10	55.4	66.3

NFC West								
Team	G	Att.	Comp.	Yds.	TD	Int.	Pct.	Rtg.
49ers	1	31	17	175	2	1	54.8	79.4
Cardinals	12	332	195	2216	11	8	58.7	79.8
Rams	10	212	142	1765	7	2	66.9	99.6
Seahawks	12	303	178	1857	9	4	58.7	80.9
Total	35	878	532	5993	28	15	60.6	84.5

NFC	G	Att.	Comp.	Yds.	TD	Int.	Pct.	Rtg.
Total	71	1940	1168	12985	71	48	60.2	82.0

CHIEFS RUNNING BACK JAMAAL CHARLES

CHARLES MOVING UP CHARTS FOR YARDS

Chiefs running back Jamaal Charles ranks second in team history when it comes to career scrimmage yards. Here is a look at where he ranks among other Chiefs greats:

Rk.	Pos.	Player	Career Yards from Scrimmage
1.	TE	Tony Gonzalez	10,954 (Rec: 10,940, Rush: 14)
2.	RB	Jamaal Charles	9,663 (Rush: 7,220, Rec: 2,443)
3.	RB	Priest Holmes	8,447 (Rush: 6,070, Rec: 2,377)
4.	WR	Otis Taylor	7,467 (Rec: 7,306, Rush: 161)
5.	RB	Larry Johnson	7,384 (Rush: 6,015, Rec: 1,369)
6.	WR	Dwayne Bowe	7,171 (Rec: 7,155 Rush: 16)
7.	RB	Ed Podolak	6,907 (Rush: 4,451, Rec: 2,456)
8.	WR	Henry Marshall	6,802 (Rec: 6,545, Rush: 257)
9.	RB	Abner Haynes	6,553 (Rush: 3,814, Rec: 2,739)
10.	WR	Carlos Carson	6,431 (Rec: 6,360, Rush: 71)

CHARLES IMPRESSIVE THROUGH 1ST 1,000 RUSHES

Chiefs running back Jamaal Charles has been excellent running the ball so far in his career. Charles became the fifth player in Chiefs history to record 1,000 carries. In those 1,000 carries, he accumulated 5,523 yards (5.52 avg.). Below is a look at some other recent top-performing NFL running backs and where they ranked for yards accumulated at the time of their 1,000th carry.

RECENT TOP-PERFORMING RBS. YARDS AT 1,000TH CARRY

1.	5,523	Jamaal Charles
2.	4,951	Adrian Peterson
3.	4,826	Chris Johnson
4.	4,820	Clinton Portis
5.	4,794	Frank Gore
6.	4,754	Jamal Lewis
7.	4,683	Terrell Davis
8.	4,643	Fred Taylor
9.	4,620	Corey Dillon
10.	4,558	Maurice Jones-Drew
11.	4,542	Thurman Thomas
12.	4,364	LaDainian Tomlinson
13.	4,351	Steven Jackson
14.	4,283	Edgerrin James
15.	4,056	Jerome Bettis
16.	3,936	Eddie George
17.	3,906	Curtis Martin
18.	3,701	Marshall Faulk

CHARLES' BIG PLAY ABILITY

RB Jamaal Charles has shown off his big-play ability multiple times in his career. He owns the two longest rushing plays in franchise history and four of the team's top-10 marks.

CHIEFS RECORD BOOK: LONGEST RUSHING PLAYS (ALL 80+)

Rk.	Yards	Player	Opponent	Date
1.	91 (TD)	Jamaal Charles	at New Orleans	9/23/12
2.	86 (TD)	Jamaal Charles	vs. Indianapolis	12/23/12
3.	84 (TD)	Ted McKnight	at Seattle	9/30/79
4t	82 (TD)	Joe Delaney	vs. Denver	10/18/81
	82 (TD)	Derrick Alexander	vs. San Diego	10/31/99
6t.	80 (TD)	Jamaal Charles	at Cleveland	12/9/12
	80 (TD)	Abner Haynes	at New York Jets	11/29/64
	80 (TD)	Warren McVea	vs. Cincinnati	10/26/69
	80	Jamaal Charles	at St. Louis	12/19/10



CHARLES CONTINUES CLIMB

RB Jamaal Charles moved into third place all-time in team history for most rushing attempts with 1,320 carries. He most recently passed RB Christian Okoye (1,246) and is two carries away from moving into second place.

CHIEFS RECORD BOOK: MOST RUSHING ATTEMPTS - CAREER

1.	1,375	Larry Johnson	2003-09
2.	1,321	Priest Holmes	2001-07
3.	1,320	Jamaal Charles	2008-15
4.	1,246	Christian Okoye	1987-92
5.	1,157	Ed Podolak	1969-77

CHARLES' TOUCHDOWNS

Jamaal Charles led the NFL over the past three seasons with 38 total touchdowns.

MOST TOUCHDOWNS, PAST THREE SEASONS (2013-15)

Rk.	TD	Player	Pos.	Team
1.	38	Jamaal Charles	RB	Kansas City
2t.	34	Marshawn Lynch	RB	Seattle
	34	Brandon Marshall	WR	NYJ/Chicago
	34	Antonio Brown	WR	Pittsburgh
5.	32	Dez Bryant	WR	Dallas

CHARLES IN CHARGE

RB Jamaal Charles owns three 200-yard games for his career, which is more 200-plus yard performances than any other running back in team history. RB Larry Johnson is the only other player in team history to record more than one 200-yard performance.

Charles now owns the top three single-game rushing outputs in franchise history. He owns the club's top mark with 259 yards on 25 attempts (10.4 avg.) set in the 2009 season finale at Denver (1/3/10).

CHIEFS RECORD BOOK: MOST RUSHING YARDS, GAME

Rank	Player	Yds	Att.	Avg.	Date/Opp.
1.	Jamaal Charles	259	25	10.4	1/3/10 @ DEN
2.	Jamaal Charles	233	33	7.1	9/23/12 @ NO
3.	Jamaal Charles	226	22	10.3	12/23/12 vs. IND
4.	Larry Johnson	211	36	5.9	11/20/05 @ HOU
5.	Larry Johnson	201	26	7.7	1/1/06 vs. CIN

CHIEFS RECORD BOOK: COMBINED YDS FROM SCRIMMAGE, GAME

Rank	Player	Yards (Rush/Rec.)	Date/Opp.
1.	Stephone Paige	309 (0 rush, 309 rec.)	12/22/85 vs. SD
2.	Priest Holmes	307 (197 rush, 110 rec.)	11/24/02 @ SEA
3.	Jamaal Charles	288 (233 rush, 55 rec.)	9/23/12 @ NO
4.	Priest Holmes	277 (168 rush, 109 rec.)	12/9/01 @ OAK
5.	Jamaal Charles	262 (259 rush, 3 rec.)	1/3/10 @ DEN

THIS GUY CAN PLAY

Chiefs running back Jamaal Charles holds a place in the top-five of nearly every Kansas City Chiefs rushing records category. He's also been a key component in the club's passing game. Below is a brief look at some of Jamaal Charles' team accomplishments.



CHIEFS RECORD BOOK MOST RUSHING FIRST DOWNS, CAREER

1.	359	Priest Holmes	2001-07
2.	349	Jamaal Charles	2008-15
3.	312	Larry Johnson	2003-09
4.	250	Marcus Allen	1993-97
5.	118	Tony Richardson	1995-05

CHIEFS RECORD BOOK YARDS PER CARRY, RB, CAREER

1.	5.47	Jamaal Charles	2008-15
2.	4.80	Abner Haynes	1960-64
3.	4.60	Priest Holmes	2001-07
4.	4.57	Kimble Anders	1991-00
5.	4.44	Ted McKnight	1977-81

CHIEFS RECORD BOOK MOST RUSHING YARDS, GAME

Rk	Player	Yds.	Atts.	Date
1.	Jamaal Charles	259	25	1/3/10
2.	Jamaal Charles	233	33	9/23/12
3.	Jamaal Charles	226	22	12/23/12
4.	Larry Johnson	211	36	11/20/05
5.	Larry Johnson	201	26	1/1/06

CHIEFS RECORD BOOK MOST RECEIVING TOUCHDOWNS, CAREER, RB

1.	20	Jamaal Charles	2008-15
2.	17	Abner Haynes	1960-64
3.	14	Curtis McClinton	1962-69
4t.	9	Kimble Anders	1991-2000
	9	Tony Richardson	1995-2005

CHIEFS RECORD BOOK MOST YARDS AFTER CATCH, CAREER, RB

1.	2,853	Priest Holmes	2001-07
2.	2,790	Kimble Anders	1991-2000
3.	2,474	Jamaal Charles	2008-15
4.	1,599	Larry Johnson	2003-09
5.	1,294	Tony Richardson	1995-2005

CHARLES IN THE RECEIVING GAME

In his career, RB Jamaal Charles has recorded 283 receptions, ranking third in franchise history for most receptions by a running back.

CHIEFS RECORD BOOK, MOST RECEPTIONS, RB, CAREER

1.	369	Kimble Anders	1991-00
2.	288	Ed Podolak	1969-77
3.	283	Jamaal Charles	2008-15
4.	251	Priest Holmes	2001-07
5.	197	Abner Haynes	1960-64

Charles has 2,443 career receiving yards, giving him sole possession of fourth place on the franchise's list for most career receiving yards by a running back.

CHIEFS RECORD BOOK, MOST RECEIVING YARDS, RB, CAREER

1.	2,829	Kimble Anders	1991-00
2.	2,739	Abner Haynes	1960-65
3.	2,456	Ed Podolak	1969-77
4.	2,443	Jamaal Charles	2008-15
5.	2,377	Priest Holmes	2001-07

Charles had 70 receptions in 2013, tying him for second-most receptions by a running back in a single season in franchise history.

CHIEFS RECORD BOOK, MOST RECEPTIONS, RB, SEASON

1.	74	Priest Holmes	2003
2t.	70	Jamaal Charles	2013
	70	Priest Holmes	2002
4.	67	Kimble Anders	1994
5.	66	MacArthur Lane	1976

Charles racked up 693 receiving yards on 70 receptions (9.9 avg.) in 2013. His 693 receiving yards rank first in franchise history for most receiving yards by a running back in a single season.

CHIEFS RECORD BOOK, MOST RECEIVING YARDS, RB, SEASON

1.	693	Jamaal Charles	2013
2.	690	Priest Holmes	2003
3.	672	Priest Holmes	2002
4.	614	Priest Holmes	2001
5.	590	Curtis McClinton	1965

CHARLES CARRIES OVER 10

RB Jamaal Charles has proven how explosive he can be. He has 195 10-plus rushes for his career, a Kansas City franchise record.

CHIEFS RECORD BOOK, MOST 10+ RUSHES, CAREER

1.	195	Jamaal Charles	2008-15
2.	190	Priest Holmes	2001-07
3.	137	Larry Johnson	2003-09
4.	71	Marcus Allen	1993-97
5.	63	Kimble Anders	1991-00

CHARLES RUNNING ALONG

RB Jamaal Charles has rushed for more than 1,000 yards in five straight seasons in which he has played in at least 15 games. He recently passed Priest Holmes to rank first in team history for most career rushing yards. He is the first player in Chiefs history to crack the 1,000-yard rushing plateau five times in his career. He became the first running back to crack 7,000 rushing yards in team history.

CHIEFS RECORD BOOK: MOST RUSHING YARDS, CAREER

Rank	Player	Years	Yards
1.	Jamaal Charles	2008-15	7,220
2.	Priest Holmes	2001-07	6,070
3.	Larry Johnson	2003-09	6,015
4.	Christian Okoye	1987-92	4,897
5.	Ed Podolak	1969-77	4,451

BY THE NUMBERS - JAMAAL CHARLES VS. THE NFL

Chiefs running back Jamaal Charles is in his eighth NFL season. Statistically, his best games have come against AFC West and NFC South opponents. History shows he has played particularly well against the Denver Broncos, recording 1,175 scrimmage yards and seven touchdowns against the club. Below is a breakdown of how Charles has fared against his opponents.

AFC West								
Team	Att.	Yds.	TD	Rec.	Yds.	Rec. TDs	Scrimmage Yds.	Tot. TDs
Broncos	186	987	5	28	188	2	1175	7
Raiders	122	499	5	37	416	5	915	10
Chargers	124	664	6	21	184	1	848	7
Total	432	2150	16	86	788	8	2938	24

AFC East								
Team	Att.	Yds.	TD	Rec.	Yds.	Rec. TDs	Scrimmage Yds.	Tot. TDs
Bills	92	589	2	31	198	2	787	4
Dolphins	3	15	0	3	102	0	117	0
Jets	25	123	1	3	14	0	137	1
Patriots	23	120	1	2	22	2	142	3
Total	143	847	4	42	336	4	1183	8

AFC North								
Team	Att.	Yds.	TD	Rec.	Yds.	Rec. TDs	Scrimmage Yds.	Tot. TDs
Bengals	55	273	0	13	123	0	396	0
Browns	72	442	2	8	89	0	531	2
Ravens	35	148	0	6	50	0	198	0
Steelers	49	187	1	7	56	1	243	3*
Total	211	1,050	3	34	318	1	1368	5

AFC South								
Team	Att.	Yds.	TD	Rec.	Yds.	Rec. TDs	Scrimmage Yds.	Tot. TDs
Colts	51	419	2	9	56	0	475	2
Jaguars	37	184	2	6	42	0	226	2
Texans	53	236	1	12	107	1	343	2
Titans	45	221	1	17	118	2	339	3
Total	186	1060	6	44	323	3	1383	9

AFC Total	Att.	Yds.	TD	Rec.	Yds.	Rec. TDs	Scrimmage Yds.	Tot. TDs
	972	5107	29	206	1765	16	6872	46*

*Includes Charles' 97-yard KO return TD vs. PIT in 2009.

NFC East								
Team	Att.	Yds.	TD	Rec.	Yds.	Rec. TDs	Scrimmage Yds.	Tot. TDs
Cowboys	19	64	0	13	102	1	166	1
Eagles	26	128	1	10	114	0	242	1
Giants	20	89	0	5	62	1	151	1
Redskins	23	156	1	3	10	1	166	2
Total	88	437	2	31	288	3	725	5

NFC North								
Team	Att.	Yds.	TD	Rec.	Yds.	Rec. TDs	Scrimmage Yds.	Tot. TDs
Bears	12	58	0	1	26	0	84	0
Lions	2	27	0	0	0	0	27	0
Packers	11	49	3	5	33	0	82	3
Vikings	0	0	0	0	0	0	0	0
Total	25	134	3	6	59	0	193	3

NFC South								
Team	Att.	Yds.	TD	Rec.	Yds.	Rec. TDs	Scrimmage Yds.	Tot. TDs
Buccaneers	30	146	0	2	7	0	153	0
Falcons	23	125	0	3	24	0	149	0
Panthers	31	145	0	8	33	0	178	0
Saints	35	245	1	6	55	0	300	1
Total	119	661	1	19	119	0	780	1

NFC West								
Team	Att.	Yds.	TD	Rec.	Yds.	Rec. TDs	Scrimmage Yds.	Tot. TDs
49ers	27	177	0	4	61	0	238	0
Cardinals	22	179	1	6	58	1	237	2
Rams	24	199	3	7	71	0	270	3
Seahawks	42	332	3	4	22	0	354	3
Total	116	881	7	21	212	1	1093	8

NFC Total	Att.	Yds.	TD	Rec.	Yds.	Rec. TDs	Scrimmage Yds.	Tot. TDs
	348	2113	13	77	678	4	2791	17

CHIEFS RECORD WATCH

CHIEFS RECORD BOOK MOST TOUCHDOWNS, CAREER

1.	83.....	Priest Holmes (76 rush, 7 rec.).....	2001-07
2.	76.....	Tony Gonzalez (0 rush, 76 rec.).....	1997-08
3.	63.....	Jamaal Charles (42 rush, 20 rec., 1 KOR)	2008-15
4.	61.....	Larry Johnson (55 rush, 6 rec.).....	2003-09
5.	60.....	Otis Taylor (3 rush, 57 rec.).....	1965-75

CHIEFS RECORD BOOK LOWEST PERCENTAGE, PASSES HAD INTERCEPTED, SEASON

1.	0.41	Damon Huard (244-1).....	2006
2.	0.90	Steve DeBerg (444-4).....	1990
3.	1.29	Alex Smith (464-6).....	2014
4.	1.37	Alex Smith (508-7).....	2013
5.	1.49	Alex Smith (470-7).....	2015

CHIEFS RECORD BOOK MOST PUNTS INSIDE THE 20, CAREER

1.	353	Dustin Colquitt.....	2005-15
2.	117	Louie Aguiar.....	1994-98
3.	62	Bryan Barker.....	1990-93
4.	58	Jim Arnold.....	1983-85
5.	54	Kelly Goodburn.....	1987-90

CHIEFS RECORD BOOK MOST SACKS, CAREER

1.	126.5	Derrick Thomas	1989-99
2.	86.5	Neil Smith	1988-96
3.	86.0	Tamba Hali.....	2006-15
4.	73.0	Art Still	1978-87
5.	56.0	Justin Houston.....	2011-15

CHIEFS RECORD BOOK MOST SACKS, DEFENSIVE BACK, CAREER

1.	7.0	Ron Parker.....	2013-15
2.	6.5	Reggie Tongue.....	1996-99
3t.	6.0	James Hasty.....	1995-00
		Greg Wesley.....	2000-07
5.	5.5	Eric Berry.....	2010-15

CHIEFS RECORD BOOK MOST INTERCEPTION RETURN TOUCHDOWNS, CAREER

1.	6	Bobby Bell.....	1963-74
2t.	5	Jim Kearney.....	1967-75
		Emmitt Thomas.....	1966-78
4.	4	Lloyd Burruss.....	1981-91
5t.	3	Eric Berry.....	2010-15
		Eight others tied.....	

CHIEFS RECORD BOOK MOST SACKS, INTERIOR DEFENSIVE LINEMAN, CAREER

1.	40.0	Bill Maas	1984-92
2.	28.0	Dan Saleamua.....	1989-96
3.	27.5	John Browning.....	1996-05
4.	14.0	Joe Phillips.....	1992-97
5.	11.5.....	Dontari Poe.....	2012-15

JOHNSON MOVES UP CAREER TACKLE CHART

In the Chiefs Monday Night Football game at Green Bay, LB Derrick Johnson recorded eight solo tackles and became the first player in franchise history to record 1,000 career tackles. Johnson now owns 1,101 career stops, which places him atop the franchise's history book in the tackle category, passing Chiefs Hall of Fame LB Gary Spani's former record of 999 tackles. In 2011, Johnson set a Chiefs single-season record with 179 tackles (131 solo). In 2010, 2011, 2012, 2013 & 2015, Johnson led the team in total tackles.

CHIEFS RECORD BOOK, TACKLES, CAREER

Rk.	Player	Tackles
1.	Derrick Johnson.....	1,101
2.	Gary Spani	999
3.	Art Still.....	992
4.	Deron Cherry.....	927
5.	Donnie Edwards.....	883

JOHNSON'S 100 TACKLE SEASONS

Year	Tackles	Solo	Assists	Team Rank
2005	110	87	23	Third
2007	107	91	16	Third
2010	147	107	40	First
2011	179	131	48	First
2012	125	110	15	First
2013	107	95	12	First
2015	116	95	21	First



GET YOUR HANDS DIRTY

Getting after the opposing quarterback has been a point of pride for the Kansas City Chiefs. In fact, 13 different players recorded at least a partial sack in 2015. The Chiefs totaled 47.0 team sacks in the 2015.

Justin Houston	LB	7.5	Mike DeVito	DE	3.0
Tamba Hali	LB	6.5	Frank Zombo	LB	3.0
Jaye Howard	DL	5.5	Tyvon Branch	S	2.0
Ron Parker	DB	5.0	Josh Mauga	LB	1.0
Allen Bailey	DE	4.5	Dontari Poe	DT	1.0
Derrick Johnson	LB	4.0	Daniel Sorensen	DB	1.0
Dee Ford	LB	4.0			



SACK CITY

Chiefs linebackers Tamba Hali and Justin Houston take pride in their abilities in getting after the opposing team's quarterback. The two have combined for 142.0 total sacks. Hali needs 1.0 sack to pass Neil Smith for second in team history in that category. Below is a breakdown of how each player has fared against each opponent and opposing QBs.



Hali Sacks by QB

Quarterback	Sacks
Philip Rivers	13.5
Kyle Orton	6.0
Alex Smith	4.5
Ryan Fitzpatrick	4.5
Aaron Rodgers	4.0
Jason Campbell	3.5
Joe Flacco	3.0
Eli Manning	3.0
Peyton Manning	3.0
Terrelle Pryor	2.5
Case Keenum	2.5
Robert Griffin III	2.0
Kelly Holcomb	2.0
Donovan McNabb	2.0
Brandon Weeden	2.0
Tom Brady	2.0
Landry Jones	2.0
Brett Favre	1.5
Jake Plummer	1.5
Kyle Boller	1.0
Todd Bouman	1.0
Derek Carr	1.0
Kellen Clemens	1.0
Kerry Collins	1.0
Daunte Culpepper	1.0
Andy Dalton	1.0
Josh Freeman	1.0
David Garrard	1.0
Caleb Hanie	1.0
Matt Leinart	1.0
Andrew Luck	1.0
Brandon Marshall	1.0
Mark Sanchez	1.0
Michael Vick	1.0
Andrew Walter	1.0
Ryan Tannehill	1.0
Russell Wilson	1.0
Tyrod Taylor	1.0
Carson Palmer	0.5
JaMarcus Russell	0.5
Vince Young	0.5
Matthew Stafford	0.5

Hali Sacks By Team

Team	Sacks
San Diego	13.5
Denver	9.5
Oakland	9.5
Buffalo	4.5
Green Bay	4.5
San Francisco	4.5
Minnesota	4.0
Baltimore	3.0
Indianapolis	3.0
N.Y. Giants	3.0
N.Y. Jets	3.0
Washington	3.0
Houston	2.5
Tennessee	2.5
Cleveland	2.0
Jacksonville	2.0
New England	2.0
Pittsburgh	2.0
Cincinnati	1.5
Arizona	1.0
Chicago	1.0
Philadelphia	1.0
Tampa Bay	1.0
Miami	1.0
Seattle	1.0
Detroit	0.5



HALI'S SACK STATS

LB Tamba Hali had 6.5 sacks in the 2015 season, giving him 86.0 sacks (-566.5 yards) for his career to rank third in franchise history. He needs just 1.0 sack to pass DE Neil Smith (86.5) for second place for most sacks. He owns 20 career multi-sack games.

CHIEFS RECORD BOOK: MOST SACKS, CAREER

Rk.	Sacks	Player	Years
1.	126.5	Derrick Thomas	1989-99
2.	86.5	Neil Smith	1988-96
3.	86.0	Tamba Hali	2006-15
4.	73.0	Art Still	1978-87
5.	56.0	Justin Houston	2011-15



Houston Sacks by QB

Quarterback	Sacks
Michael Vick	6.5
Peyton Manning	5.0
Philip Rivers	5.0
Drew Brees	3.0
Caleb Hanie	3.0
Blaine Gabbert	3.0
Austin Davis	3.0
Joe Flacco	2.0
Jake Locker	2.0
Drew Stanton	2.0
Derek Carr	2.0
Ben Roethlisberger	2.0
Tim Tebow	1.5
Matthew Stafford	1.5
Mark Sanchez	1.0
Matt Ryan	1.0
Cam Newton	1.0
Ryan Fitzpatrick	1.0
Terrelle Pryor	1.0
Jason Campbell	1.0
Ryan Tannehill	1.0
Tom Brady	1.0
Jimmy Garoppolo	1.0
Colin Kaepernick	1.0
Brian Hoyer	1.0
Teddy Bridgewater	1.0
Brock Osweiler	2.0
Case Keenum	0.5

Houston Sacks by Team

Team	Sacks
Denver	8.5
San Diego	5.0
Philadelphia	4.5
Tennessee	3.0
Chicago	3.0
New Orleans	3.0
Jacksonville	3.0
St. Louis	3.0
N.Y. Jets	3.0
Oakland	3.0
Baltimore	2.0
New England	2.0
Arizona	2.0
Pittsburgh	2.0
Houston	1.5
Detroit	1.5
Atlanta	1.0
Carolina	1.0
Cleveland	1.0
Miami	1.0
San Francisco	1.0
Minnesota	1.0

HOUSTON WE HAVE A PROBLEM

LB Justin Houston owns six 3.0-plus sack games in his career. Houston has recorded 56.0 sacks in 70 career games played, averaging over a half sack per game (0.80).

Date	Opponent	Opposing QB	Result	Total
12/4/11	@ Chicago	Caleb Hanie	W, 10-3	3.0 (-15.0 yds)
9/23/12	@ New Orleans	Drew Brees	W, 27-24 OT	3.0 (-25.0 yds)
9/8/13	@ Jacksonville	Blaine Gabbert	W, 28-2	3.0 (-27.0 yds.)
9/19/13	@ Philadelphia	Michael Vick	W, 26-16	4.5 (-28.0 yds.)
10/26/14	vs. St. Louis	Austin Davis	W 34-7	3.0 (-17.0 yds.)
12/28/14	vs. San Diego	Philip Rivers	W 19-7	4.0 (-21.0 yds.)

HOUSTON'S 2014 SACKS

Chiefs LB Justin Houston led the NFL with 22.0 sacks in the 2014 season.

NFL Sack Leaders

Player	Team	Sacks
1. Justin Houston	Chiefs	22.0 (Team Record)
2. J.J. Watt	Texans	20.5
3. Elvis Dumervil	Ravens	17.0
4t. Connor Barwin	Eagles	14.5
Mario Williams	Bills	14.5

JUSTIN HOUSTON BY THE NUMBERS

LB Justin Houston had 33.0 sacks between 2013-14, ranking second in back-to-back seasons in franchise history.

CHIEFS RECORD BOOK

MOST SACKS, CONSECUTIVE SEASONS

1.	33.5	Derrick Thomas (20.0, 13.5)	1990-91
2.	33.0	Justin Houston (11.0, 22.0)	2013-14
3.	30.0	Derrick Thomas (10.0, 20.0)	1989-90
4t.	29.5	Neil Smith (14.5, 15.0)	1992-93
	29.5	Justin Houston (22.0, 7.5)	2014-15
5.	28.0	Derrick Thomas (13.5, 14.5)	1991-92

Houston has 16 career multi-sack games, including a career-high six such performances in 2014. He has 11 multi-sack games in his past three seasons.

CHIEFS RECORD BOOK

MOST MULTI-SACK GAMES, CAREER

1.	27	Derrick Thomas	1989-99
2.	20	Tamba Hali	2006-15
3.	19	Neil Smith	1988-96
4.	16	Justin Houston	2011-15
5.	13	Jared Allen	2004-07

Since Dec. 1, 2011 (Houston's first NFL sack), he trails only Houston's J.J. Watt for most QB takedowns.

NFL LEADERS

SACKS, SINCE DEC. 1, 2011

1.	70.0	J.J. Watt	Houston
2.	56.0	Justin Houston	Kansas City
3.	49.5	Von Miller	Denver
4.	47.5	Elvis Dumervil	Denver/Baltimore
5.	45.0	Robert Quinn	St. Louis

HOUSTON IN NFL RECORD BOOK

Justin Houston's franchise record 22.0 sacks in 2014 was just 0.5 sack shy of Michael Strahan's NFL record 22.5 set in 2001. Houston's 22.0 sacks tie him with four other players, including Pro Football Hall of Famers Reggie White and Chris Doleman.

Rk.	Player	Year	Sacks
1.	Michael Strahan*	2001	22.5
2t.	Justin Houston	2014	22.0
	Jared Allen	2011	22.0
	Chris Doleman*	1989	22.0
	Reggie White*	1987	22.0
	Mark Gastineau	1984	22.0

*Pro Football Hall of Famer

WHERE HE RANKS IN CHIEFS HISTORY

In 2014, Justin Houston broke the Chiefs franchise record for sacks in a single season with 22.0. Houston's 22.0 sacks were two more than Pro Football Hall of Famer Derrick Thomas' 20.0 more than two decades prior in 1990.

Rk.	Player	Year	Sacks
1.	Justin Houston	2014	22.0
2.	Derrick Thomas*	1990	20.0
3.	Jared Allen	2007	15.5
4.	Neil Smith	1993	15.0
5t.	Tamba Hali	2010	14.5
	Neil Smith	1992	14.5
	Art Still	1984	14.5
	Derrick Thomas*	1992	14.5

*Pro Football Hall of Famer

MOST SACKS, TEAMMATES, 2013-15

Justin Houston and Tamba Hali have proven to be a potent duo when getting to the quarterback. In the past three seasons, Hali and Houston combined for 64.0 sacks, good for the number two ranking in the NFL for players who lead their current teams in sacks.

Rk.	Players	Team	Sacks
1.	J.J. Watt/Whitney Mercilus	Texans	72.5
2.	Justin Houston/Tamba Hali	Chiefs	64.0
3.	Mario Williams/Jerry Hughes	Bills	57.5
4t.	Elvis Dumervil/Terrell Suggs	Ravens	54.5
	Robert Quinn/Aaron Donald	Rams	54.5



CHIEFS DEFENSE NO STRANGER TO END ZONE

The Chiefs found the endzone six times on defense in 2015. In Week 2, rookie CB Marcus Peters intercepted Peyton Manning and returned it 55 yards to paydirt and in Week 5, rookie LB Ramik Wilson recovered a Jay Cutler fumble in the endzone. In Week 11, LB Justin Houston intercepted a Philip Rivers pass and returned it 17 yards for a touchdown and in Week 13 at Oakland, S Tyvon Branch returned an interception 38 yards against his former team. At M&T Bank Stadium in Week 15, the defense found the endzone twice; S Tyvon Branch returned a fumble 73 yards and CB Marcus Peters intercepted Jimmy Clausen for a 90-yard return. In 2014, the Chiefs had one returned TD on defense. In 2013, the Chiefs defense found the endzone six times. Below is a look at Kansas City's most recent defensive touchdowns.

Kansas City is 100-26-1 (.791) in games with a defensive touchdown.

Most Recent Defensive Scores

Date	Opponent	Defensive Score	Result
12/20/15	@ Bal	CB Marcus Peters 90-yd INT return	W, 34-14
12/20/15	@ Bal	S Tyvon Branch 73-yd fumble return	W, 34-14
12/6/15	@ Oak	S Tyvon Branch 38-yd INT return	W, 34-20
11/22/15	SD	LB Justin Houston 17-yd INT return	W, 33-3
10/11/15	CHI	LB Ramik Wilson FR in endzone	L, 18-17
9/17/15	DEN	CB Marcus Peters 55-yd INT return	L, 31-24
9/29/14	NE	S Husain Abdullah 39-yd INT return	W, 41-14
12/15/13	@ Oak	S Eric Berry 47-yd INT return	W, 56-31
11/3/13	@ Buf	LB Tamba Hali 11-yd fumble return	W, 23-13
11/3/13	@ Buf	CB Sean Smith 100-yd INT return	W, 23-13
10/13/13	OAK	S Husain Abdullah 44-yd INT return	W, 24-7
9/19/13	@ Phi	S Eric Berry 38-yd INT return	W, 26-16
9/8/13	@ Jax	LB Tamba Hali 10-yd INT return	W, 28-2
9/23/12	@ NO	LB Justin Houston safety (Drew Brees)	W, 27-24OT
10/23/11	@ Oak	CB Brandon Flowers 58-yd INT return	W, 28-0
10/23/11	@ Oak	S Kendrick Lewis 59-yd INT return	W, 28-0
12/26/10	TEN	S Eric Berry 54-yd INT return	W, 34-14
10/24/10	JAX	LB Derrick Johnson 15-yd INT return	W, 42-20
9/19/10	@ Cle	CB Brandon Flowers 33-yd INT return	W, 16-14
1/3/10	@ Den	LB Derrick Johnson 60-yd INT return	W, 44-24
1/3/10	@ Den	LB Derrick Johnson 45-yd INT return	W, 44-24
10/18/09	@ Was	LB Tamba Hali safety (Todd Collins)	W, 14-6

CHIEFS DEFENSIVE /SPECIAL TEAMS NOTES



CHIEFS EXCEL WHEN SACKING THE QB

The Chiefs and Defensive Coordinator Bob Sutton have placed an emphasis on putting pressure on opposing quarterbacks. The Chiefs have recorded 6.0 or more team sacks 57 times in team history. In those 57 games, Kansas City has a 51-5-1 (.904) record and has outscored its opponents 1,672-685.

Record When Recording 6.0 or More Team Sacks

Date	Opponent	Sacks	Yds	Result
12/4/1960	Houston	7.0	54	W, 24-0
12/18/1960	Buffalo	6.0	37	W, 24-7
9/23/1962	@ Oakland	6.0	67	W, 26-16
12/8/1963	Denver	6.0	47	W, 52-21
12/14/1963	Boston	6.0	54	W, 35-3
11/8/1964	Oakland	7.0	65	W, 42-7
10/31/1965	Oakland	6.0	62	W, 14-7
10/8/1967	Miami	7.0	77	W, 41-0
9/28/1968	@ Miami	6.0	55	W, 48-3
11/10/1968	@ Cincinnati	6.0	35	W, 16-9
12/8/1968	@ San Diego	6.0	61	W, 40-3
12/14/1968	@ Denver	7.0	78	W, 30-7
10/26/1969	Cincinnati	6.0	23	W, 42-22
11/2/1969	@ Buffalo	9.0	93	W, 29-7
9/28/1970	@ Baltimore	7.0	73	W, 44-24
12/6/1970	Denver	6.0	45	W, 16-0
10/1/1972	@ Denver	8.0	63	W, 45-24
11/12/1973	Chicago	6.0	64	W, 19-7
12/2/1973	Cleveland	7.0	50	T, 20-20
9/23/1979	Oakland	7.0	55	W, 35-7
10/5/1980	@ Oakland	6.0	54	W, 31-17
11/13/1983	Cincinnati	7.0	49	W, 20-15
11/27/1983	@ Seattle	6.0	40	L, 48-51 (OT)
9/30/1984	Cleveland	11.0	78	W, 10-6
12/8/1985	Atlanta	7.0	53	W, 38-10
9/21/1986	Houston	7.0	42	W, 27-13
9/23/1990	@ Green Bay	6.0	35	W, 17-3
10/7/1990	@ Indianapolis	7.0	62	L, 19-23
11/11/1990	Seattle	9.0	70	L, 16-17
12/2/1990	@ New England	6.0	44	W, 37-7
10/7/1991	Buffalo	6.0	43	W, 33-6
11/17/1991	Denver	6.0	47	L, 20-24
10/11/1992	Philadelphia	6.0	39	W, 24-17
11/8/1992	San Diego	6.0	56	W, 16-14
12/27/1992	Denver	6.0	56	W, 42-20
10/3/1993	LA Raiders	6.0	46	W, 24-9
10/17/1994	@ Denver	6.0	30	W, 31-28
10/1/1995	@ Arizona	7.0	68	W, 24-3
9/15/1996	@ Seattle	7.0	18	W, 35-17
11/16/1997	Denver	6.0	38	W, 24-22
12/7/1997	Oakland	6.0	45	W, 30-0
12/14/1997	@ San Diego	7.0	34	W, 29-7
9/6/1998	Oakland	10.0	58	W, 28-8
12/26/1998	@ Oakland	6.0	44	W, 31-24
9/17/2000	San Diego	6.0	31	W, 42-10
11/26/2000	@ San Diego	6.0	28	L, 16-17
12/10/2000	Carolina	6.0	18	W, 15-14
12/8/2002	St. Louis	7.0	49	W, 49-10
12/4/2011	Chicago	7.0	45	W, 10-3
9/8/2013	@ Jacksonville	6.0	50	W, 28-2
9/19/2013	@ Philadelphia	6.0	34	W, 26-16
10/13/2013	Oakland	9.0	63	W, 24-7
12/8/2013	@ Washington	6.0	31	W, 45-10
10/26/2014	St. Louis	7.0	44	W, 34-7
12/28/14	San Diego	7.0	42	W, 19-7
11/1/15	Detroit	6.0	32	W, 45-10
1/3/16	Oakland	6.0	37	W, 23-17

KICK RETURN RECORD

The NFL record for highest kickoff return average in a single season was previously 29.4, set by the 1972 Chicago Bears. The Chiefs took over the the top mark in NFL history in 2013 averaging 29.9 yards per return.

NFL RECORD BOOK - KICKOFF RETURN AVERAGE, SEASON

Rk.	Team	Avg.	Year
1.	Kansas City	29.9	2013
2.	Chicago	29.4	1972
3.	Pittsburgh	28.9	1952
4t.	Baltimore	28.3	2014
	Minnesota	28.3	2015

DAVIS' RETURN LONGEST IN TEAM HISTORY

Chiefs RB Knile Davis recorded a 108-yard kickoff return on Dec. 1 against the Broncos at Arrowhead Stadium in 2013. It was the longest play in Chiefs history and tied for the second-longest kickoff return in NFL history.

Rk.	Player	Type	Yards	Game
1.	Knile Davis	Kickoff Return	108 (TD)	vs. DEN (12/1/13)
2.	Noland Smith	Kickoff Return	106 (TD)	at DEN (12/17/67)
3.	Gary Barbaro	INT Return	102 (TD)	vs. SEA (12/11/77)
4.	Chris Martin	Fumble Return	101 (TD)	vs. MIA (10/31/91)
5t.	Tim Collier	INT Return	100 (TD)	at OAK (12/18/77)
	Sean Smith	INT Return	100 (TD)	at BUF (11/3/13)
	Dante Hall	Kickoff Return	100 (TD)	vs. PIT (9/14/03)

COLQUITT PINS OPPONENTS

Chiefs P Dustin Colquitt finished tied for first in the NFL for most punts inside the 20-yard line with 35 in 2013. Colquitt set a personal single-season career high, a team record and was one punt shy of tying an NFL record for most punts inside the 20 with 45 in 2012. In 2014, 30 of his 66 punts landed inside the 20. He had 37 in 2015.

He is the Chiefs all-time leader in punts inside the 20 with 353, which is over three times as many as the next closest player in team history.

NFL RECORD BOOK: PUNTS INSIDE 20, SINGLE SEASON

Rank	Inside 20	Player	Year
1.	46	Dave Zastudil (ARI)	2012
2.	45	Dustin Colquitt (KC)	2012
3t.	42	Ben Graham (ARI)	2009

CHIEFS RECORD BOOK: PUNTS INSIDE 20, CAREER

Rank	Inside 20	Player	Years
1.	353	Dustin Colquitt	2005-15
2.	117	Louie Aguiar	1994-98
3.	62	Bryan Barker	1990-93
4.	58	Jim Arnold	1983-85
5.	54	Kelly Goodburn	1987-90



CHIEFS MISCELLANEOUS NOTES

OWNERSHIP OF 50+ YEARS

The Chiefs are one of only six current NFL franchises that have been owned by the same individual family for over 50 years.

<u>Ownership</u>	<u>Franchise</u>	<u>Years</u>
Halas Family	Chicago Bears	94
Bidwill Family	Arizona Cardinals	82
Rooney Family	Pittsburgh Steelers	82
Hunt Family	Kansas City Chiefs	56
Adams Family	Tennessee Titans	56
Ford Family	Detroit Lions	52



THE FIRST LADY OF FOOTBALL

Norma Hunt continues to play an integral part of the Chiefs in Kansas City. She owns the distinction of being the only woman known to have attended all 49 Super Bowls and was selected to preside over the coin toss at Super Bowl XLI along with Pro Football Hall of Fame quarterback Dan Marino. She is involved in numerous philanthropic and civic efforts in Kansas City and Texas. Her late husband, Lamar Hunt, was the guiding force behind the formation of the Kansas City Chiefs and the American Football League and was inducted into the Pro Football Hall of Fame in 1972. He, with the help of his family, coined the term "Super Bowl."

Hunt, along with her daughter-in-law Tavia Hunt (wife of current Chiefs Chairman & CEO Clark Hunt), participate in the NFL Women's Apparel advertising campaigns. The Hunts have been featured alongside other female NFL leaders such as Charlotte Jones Anderson (Dallas Cowboys Executive Vice President/Chief Brand Officer and NFL Foundation chair), Suzanne Johnson (wife of New York Jets owner Woody Johnson) and Tanya Snyder (wife of Washington Redskins owner Dan Snyder).



BY THE NUMBERS

2

Super Bowl appearances

4

AFL Championship appearances

8

Division championships

444

Franchise wins

11

Pro Football Hall of Famers

45

Chiefs Hall of Famers

205

Number of Chiefs wins vs. AFC West opponents, the most of any other AFC West team in inter-division affairs

10

Retired Chiefs numbers

56

The club is in its 56th season of existence

82,893

Largest crowd (regular season)

142.2

Highest decibel level at Arrowhead Stadium

172

Games won by Head Coach Andy Reid

1,101

Number of tackles by Chiefs LB Derrick Johnson, a franchise high for career tackles

25,371,877

Total home attendance in franchise history dating back to 1960 when the club was in Dallas

44

Years at Arrowhead Stadium

CHIEFS ALL-TIME YEAR-BY-YEAR RESULTS


YEAR	PRESEASON	REG. SEASON	PLAYOFFS
1960	6-0	8-6	0-0
1961	4-1	6-8	0-0
1962	2-3	11-3	1-0
1963	3-2	5-7-2	0-0
1964	4-1	7-7	0-0
1965	3-2	7-5-2	0-0
1966	4-0	11-2-1	1-1 (S.B. loss)
1967	4-1	9-5	0-0
1968	4-1	12-2	0-1
1969	6-0	11-3	3-0 (S.B. win)
1970	4-3	7-5-2	0-0
1971	4-1-1	10-3-1	0-1
1972	5-2	8-6	0-0
1973	2-4	7-5-2	0-0
1974	3-3	5-9	0-0
1975	3-3	5-9	0-0
1976	2-4	5-9	0-0
1977	3-3	2-12	0-0
1978	2-2	4-12	0-0
1979	3-1	7-9	0-0
1980	3-1	8-8	0-0
1981	1-3	9-7	0-0
1982	2-1-1	3-6	0-0
1983	2-2	6-10	0-0
1984	1-3	8-8	0-0
1985	3-1	6-10	0-0
1986	2-2	10-6	0-1
1987	4-1	4-11	0-0
1988	2-1-1	4-11-1	0-0
1989	1-3	8-7-1	0-0
1990	1-3	11-5	0-1
1991	2-2	10-6	1-1
1992	1-3	10-6	0-1
1993	3-1	11-5	2-1
1994	2-3	9-7	0-1
1995	3-1	13-3	0-1
1996	3-1	9-7	0-0
1997	1-3	13-3	0-1
1998	2-3	7-9	0-0
1999	2-2	9-7	0-0
2000	0-4	7-9	0-0
2001	2-2	6-10	0-0
2002	3-1	8-8	0-0
2003	3-2	13-3	0-1
2004	1-3	7-9	0-0
2005	0-4	10-6	0-0
2006	2-2	9-7	0-1
2007	0-4	4-12	0-0
2008	2-2	2-14	0-0
2009	0-4	4-12	0-0
2010	1-3	10-6	0-1
2011	0-4	7-9	0-0
2012	1-3	2-14	0-0
2013	2-2	11-5	0-1
2014	1-3	9-7	0-0
2015	4-0	11-5	1-0

PRO FOOTBALL HALL OF FAMER EMMITT THOMAS

Pro Football Hall of Fame Cornerback Emmitt Thomas is in his sixth season as defensive backs coach with the Kansas City Chiefs. Thomas works alongside former NFL Cornerback Al Harris, who joined the Chiefs as a defensive assistant/secondary coach in 2013.

One of the best defenders in Chiefs history, Thomas finished his career with 58 interceptions – a Chiefs record – as well as five defensive touchdowns in 181 games, all with Kansas City. Thomas holds the Chiefs record for interception return yardage with 938 yards.

Thomas was a member of the Chiefs Super Bowl IV Championship squad and was elected to the Chiefs Hall of Fame in 1986 and the Pro Football Hall of Fame in 2008.



NFL IMPORTANT DATES

2016

January 9-10	Wild Card Playoffs
January 16-17	Divisional Playoffs
January 23	East-West Shrine Game
January 24	AFC-NFC Championships
January 30	Senior Bowl
January 31	NFL Pro Bowl (Honolulu, Hawaii)
February 7	Super Bowl 50 (Levi's Stadium)
February 23-29	NFL Combine
March 7	Franchise Tag Deadline
March 12-15	Clubs Able to Negotiate with Free Agents
March 15	Start of the 2016 League Year
March 20-23	Spring League Meetings in Florida
April 28-30	NFL Draft (Chicago)

THIS IS OUR HOUSE



CHIEFS FANS SET WORLD RECORD



On Monday, Sept. 29, 2014, Kansas City defeated the New England Patriots 41-14, and Chiefs fans set a Guinness World Record for Loudest Crowd Roar at a Sports Stadium (Outdoors). Chiefs fans reached a peak decibel reading of 142.2 as Guinness World Records adjudicator Philip Robertson monitored the sound levels. The mark was set early in the contest while the club was on defense. The Arrowhead Stadium record passed the old record of 137.5 decibels and broke Seattle's record of 137.6.



TOP CROWDS AT ARROWHEAD

(Regular Season and Playoffs)

Date	Opponent	Attendance
Oct. 2, 2000	Seattle	82,893*
Nov. 5, 1972	Oakland	82,094
Sept. 11, 1994	San Francisco	79,907
Sept. 17, 1972	Miami	79,829
Nov. 23, 2006	Denver	79,484
Sept. 22, 1996	Denver	79,439
Oct. 26, 1998	Pittsburgh	79,431
Oct. 9, 1995	San Diego	79,288
Sept. 8, 1996	Oakland	79,281
Nov. 10, 1996	Green Bay	79,281
Oct. 7, 1996	Pittsburgh	79,189
Jan. 11, 2004	Indianapolis	79,159

THE ARROWHEAD ADVANTAGE

"The fans, they're phenomenal. 142.2 decibels, I never thought I would be fired up (for) decibel levels but I'm fired up for them. My ears are still ringing, I mean it was loud, loud down there. Like incredibly loud."

- Chiefs Head Coach Andy Reid

"I think these fans are special fans and they proved it tonight again. They're the best in the country. This doesn't happen anywhere else like this and I think they're feeding off, the whole town is feeding off it a little bit."

- QB Alex Smith

"It's a great feeling (playing at Arrowhead). On 3rd-and-long when you hear the crowd and you see the opposing quarterback yelling, trying to change the play and struggling to communicate with the offensive linemen. That's a great feeling because you know your percentage of getting a sack just went up. I love playing in front of our fans."

- LB Justin Houston



BERRY WINS NATIONWIDE CHARITY CHALLENGE

Nationwide announced last week that Kansas City Chiefs safety and Walter Payton NFL Man of the Year nominee Eric Berry has won Nationwide's inaugural Charity Challenge.

On December 2, Nationwide, the presenting sponsor of the Walter Payton NFL Man of the Year Award, launched the Charity Challenge - a social media contest giving fans the opportunity to show support for their favorite Man of the Year Award nominee and offering players a chance to secure an additional \$20,000 for their cause.

Fans were invited to vote for their favorite nominee by using that player's unique hashtag on any social media platform. The player whose unique hashtag was used the most by December 31, 2015, would receive a \$20,000 donation to their charity of choice, courtesy of Nationwide.

Eric's unique hashtag, #BerryWPMOYChallenge, was used more than 94,000 times.

"I'm humbled by the overwhelming amount of support from Chiefs Kingdom, Vol Nation, family, friends and those across the country," Berry said. "This community has rallied for me since the day I was drafted here, and I am truly grateful to receive this honor. Seeing all of those hashtags was incredible. I can't thank everyone enough.

"Additionally, I'd like to thank Nationwide for the \$20,000 donation to the Eric Berry Foundation. The funds will be used to continue our mission of providing opportunities and safe environments for kids in sports."

In all, fans used the 32 different team nominees' unique hashtags more than 450,000 times.

The 2015 season marks the second year of Nationwide's sponsorship of the Walter Payton NFL Man of the Year Award. The Walter Payton NFL Man of the Year Award recognizes a player for his excellence on and off the field. Last season, Nationwide contributed more than \$250,000 to the various charitable foundations represented by the 2014 nominees. This season, Nationwide will contribute nearly \$350,000 to the nominees' foundations.

The winner of the Walter Payton NFL Man of the Year Award will be announced during the 5th Annual NFL Honors awards show, a two-hour primetime special airing nationally on Feb. 6, the night before Super Bowl 50, from 8-10 p.m. CT on CBS.



CHIEFS AMBASSADORS SURPRISE LOCAL STUDENT



Noah Sanchez, 15, has had a life that has been anything but ordinary for a typical Shawnee Mission North High School freshman.

"He's been through more in his lifetime than most adults will go through in theirs," Alex Sanchez, Noah's father, said.

Noah is a participant in Camp Quality and a survivor of a cancerous brain tumor, one that required chemotherapy, radiation and surgeries in order to remove and save his life. As a result of all the treatment, Noah has dealt with numerous side effects that have occasionally found him singled out among his fellow classmates.

When the Chiefs Ambassadors heard about this, they decided to take a visit to Shawnee Mission North to conduct an impromptu school assembly.

After addressing the students and introducing themselves, former Chiefs S Deron Cherry and the other Ambassadors surprised Noah by inviting him to the front of the room.

Once he was there, the nine Chiefs Ambassadors in attendance, including former C Tim Grunhard, explained to the students how tough Sanchez was for going through all that he has and that the Ambassadors were behind him. The former Chiefs even provided a jersey for Sanchez. This led to a student standing ovation for Noah.

"Our kids have a great amount of admiration and respect for [Noah]," said Annette Gonzales, one of three associate Shawnee Mission North principals. "I thought that it was just awesome. Having the Chiefs here and the message that they provided not only for Noah and telling him about how great he is overcoming perseverance, but an incredible message for all of our kids to hear. Noah prides himself on overcoming obstacles and working hard, having a great work ethic, persevering, having that passion and drive and [Tim Grunhard] already said it. That's our school and he represents not only just our school well, but also the Chiefs Ambassadors."

Alex couldn't believe the reaction of both Noah and his fellow classmates.

"It was absolutely amazing—it's a father's dream come true," he said. "When they heard about [Noah's] story and hear about what he's been through and is still going through, it's pretty amazing. And then when they get to know him and realize he's a very gentle, quiet, very caring individual, that really just takes it over the top. The way the guys and all the Ambassadors, and Chiefs organization is completely behind him, is amazing."

One of the charities of choice for the Ambassadors, Camp Quality is a volunteer driven, volunteer run and community funded non-profit organization that provides free camping experiences and year-round support programs for children with cancer, and their families.

Camp Quality Greater Kansas City's programs are focused to care for the emotional needs of children with cancer and their families. As they face the "challenging days" and celebrate the good ones, a support network of peers provides tremendous strength and hope. For more information, visit <http://www.campqualityusa.org/gkc>.

2015 FINAL STANDINGS

AFC East												
Team	W	L	T	PCT	PF	PA	Home	Road	AFC	NFC	DIV	Streak
New England	12	4	0	.750	465	315	7-1	5-3	9-3	3-1	4-2	Lost 2
New York Jets	10	6	0	.625	387	314	6-2	4-4	7-5	3-1	3-3	Lost 1
Buffalo	8	8	0	.500	379	359	5-3	3-5	7-5	1-3	4-2	Won 2
Miami	6	10	0	.375	310	389	3-5	3-5	4-8	2-2	1-5	Won 1

AFC North												
Team	W	L	T	PCT	PF	PA	Home	Road	AFC	NFC	DIV	Streak
Cincinnati	12	4	0	.750	419	279	6-2	6-2	9-3	3-1	5-1	Won 1
Pittsburgh	10	6	0	.625	423	319	6-2	4-4	7-5	3-1	3-3	Won 1
Baltimore	5	11	0	.313	328	401	3-5	2-6	4-8	1-3	3-3	Lost 1
Cleveland	3	13	0	.188	278	432	2-6	1-7	2-10	1-3	1-5	Lost 3

AFC South												
Team	W	L	T	PCT	PF	PA	Home	Road	AFC	NFC	DIV	Streak
Houston	9	7	0	.563	339	313	5-3	4-4	7-5	2-2	5-1	Won 3
Indianapolis	8	8	0	.500	333	408	4-4	4-4	6-6	2-2	4-2	Won 2
Jacksonville	5	11	0	.313	376	448	4-4	1-7	5-7	0-4	2-4	Lost 3
Tennessee	3	13	0	.188	299	423	1-7	2-6	1-11	2-2	1-5	Lost 4

AFC West												
Team	W	L	T	PCT	PF	PA	Home	Road	AFC	NFC	DIV	Streak
Denver	12	4	0	.750	355	296	6-2	6-2	8-4	4-0	4-2	Won 2
Kansas City	11	5	0	.688	405	287	6-2	5-3	10-2	1-3	5-1	Won 10
Oakland	7	9	0	.438	359	399	3-5	4-4	7-5	0-4	3-3	Lost 1
San Diego	4	12	0	.250	320	398	3-5	1-7	3-9	1-3	0-6	Lost 2

NFC East												
Team	W	L	T	PCT	PF	PA	Home	Road	NFC	AFC	DIV	Streak
Washington	9	7	0	.563	388	379	6-2	3-5	8-4	1-3	4-2	Won 4
Philadelphia	7	9	0	.438	377	430	3-5	4-4	4-8	3-1	3-3	Won 1
New York Giants	6	10	0	.375	420	442	3-5	3-5	4-8	2-2	2-4	Lost 3
Dallas	4	12	0	.250	275	374	1-7	3-5	3-9	1-3	3-3	Lost 4

NFC North												
Team	W	L	T	PCT	PF	PA	Home	Road	NFC	AFC	DIV	Streak
Minnesota	11	5	0	.688	365	302	6-2	5-3	8-4	3-1	5-1	Won 3
Green Bay	10	6	0	.625	368	323	5-3	5-3	7-5	3-1	3-3	Lost 2
Detroit	7	9	0	.438	358	400	4-4	3-5	6-6	1-3	3-3	Won 3
Chicago	6	10	0	.375	335	397	1-7	5-3	3-9	3-1	1-5	Lost 1

NFC South												
Team	W	L	T	PCT	PF	PA	Home	Road	NFC	AFC	DIV	Streak
Carolina	15	1	0	.938	500	308	8-0	7-1	11-1	4-0	5-1	Won 1
Atlanta	8	8	0	.500	339	345	4-4	4-4	5-7	3-1	1-5	Lost 1
New Orleans	7	9	0	.438	408	476	4-4	3-5	5-7	2-2	3-3	Won 2
Tampa Bay	6	10	0	.375	342	417	3-5	3-5	5-7	1-3	3-3	Lost 4

NFC West												
Team	W	L	T	PCT	PF	PA	Home	Road	NFC	AFC	DIV	Streak
Arizona	13	3	0	.813	489	313	6-2	7-1	10-2	3-1	4-2	Lost 1
Seattle	10	6	0	.625	423	277	5-3	5-3	7-5	3-1	3-3	Won 1
St. Louis	7	9	0	.438	280	330	5-3	2-6	6-6	1-3	4-2	Lost 1
San Francisco	5	11	0	.313	238	387	4-4	1-7	4-8	1-3	1-5	Won 1



GAME 1

Chiefs 27, Texans 20

September 13, 2015 • NRG Stadium • 71,776



KANSAS CITY.....	14	13	0	0	—	27
HOUSTON.....	6	3	0	11	—	20

KC — Kelce, 10-yard pass from Smith (Santos Kick) (2-13, 0:42)
KC — Kelce, 42-yard pass from Smith (Santos Kick) (8-83, 4:12)
HOU — Hopkins 4-yard pass from Hoyer (Kick Failed, WR) (8-80, 3:42)
KC — Santos 27-yard field goal (10-66, 5:20)
KC — Santos 48-yard field goal (5-22, 2:32)
KC — Charles 7-yard pass from Smith (Santos Kick) (1-7, 0:06)
HOU — Bullock 34-yard field goal (11-64, 2:17)
HOU — Hopkins 8-yard pass from Mallett (6-59, 2:03)
HOU — Bullock 47-yard field goal (10-48, 1:24)

Team Statistics	Chiefs	Texans
First Downs.....	19	24
Total Net Yards.....	330	396
Rushes/Net Yards.....	32/97	21/98
Net Passing.....	233	298
Pass Attempts/Completions.....	33/22	47/26
Had Intercepted.....	0	1
Times Sacked/Yards.....	5.0/36.0	2.0/10.0
Punts/Average.....	7/43.9	7/47.0
Penalties/Yards.....	2/25	6/39
Fumbles/Lost.....	1/0	2/1
Possession Time.....	35:19	24:41

RUSHING

KC — Charles 16-57; Davis 6-16; Smith 9-15; Thomas 1-9.
HOU — Blue 9-42; Grimes 6-28; Polk 5-22; Mallett 1-6.

RECEIVING

KC — Kelce 6-106, 2 TD; Maclin 5-52; Charles 5-46, TD; Wilson 3-25; Davis 1-12; Thomas 1-2; Sherman 1-0.
HOU — Washington 6-105; Hopkins 9-98, 2 TD; Shorts 4-57; Mumphy 2-23; Griffin 1-18; Fiedorowicz 1-15; Polk 1-9; Blue 1-7; Grimes 1-2.

PASSING

KC — Smith 22-33-243, 3 TDs.
HOU — Hoyer 18-34-236, TD, INT; Mallett 8-13-98, TD.

INTERCEPTIONS

KC — Peters 1.
HOU — None.

SACKS

KC — Bailey 2.0, Houston 1.0, Howard 1.0, Johnson 1.0.
HOU — Watt 2.0.

FIELD GOALS

KC — Santos (27) (48) 51WL.
HOU — Bullock (34) (47).



GAME 2

Broncos 31, Chiefs 24

September 17, 2015 • Arrowhead Stadium • 76,404



DENVER.....	0	14	3	14	—	31
KANSAS CITY.....	0	14	3	7	—	24

KC — Charles, 34-yard run (Santos kick) (6-78, 3:23)
KC — Peters, 55-yard interception return (Santos kick)
DEN — Sanders, 16-yard pass from Manning (McManus kick) (10-80, 3:56)
DEN — Green, 1-yard pass from Manning (McManus kick) (4-15, 1:33)
KC — Santos, 35-yard field goal (10-63, 5:13)
DEN — McManus, 54-yard field goal (5-22, 1:42)
KC — Davis, 8-yard run (Santos kick) (6-61, 2:15)
DEN — Sanders, 19-yard pass from Manning (McManus kick) (10-80, 1:51)
DEN — Roby, 21-yard fumble return (McManus kick)

Team Statistics	Chiefs	Broncos
First Downs.....	20	21
Total Net Yards.....	314	299
Rushes/Net Yards.....	29/144	22/61
Net Passing.....	170	238
Pass Attempts/Completions.....	25/16	45/26
Had Intercepted.....	2	1
Times Sacked/Yards.....	7.0/42.0	4.0/17.0
Punts/Average.....	4/52.5	7/44.9
Penalties/Yards.....	9/60	8/85
Fumbles/Lost.....	3/3	0/0
Possession Time.....	28:59	31:01

RUSHING

KC — Charles 21-125, TD; Smith 3-15; Davis 3-9, TD; Maclin 2-(-5).
DEN — Hillman 9-34; Anderson 12-27; Sanders 1-0.

RECEIVING

KC — Kelce 4-58; Maclin 4-57; Charles 4-2; O'Shaughnessy 2-54; Thomas 2-20.
DEN — Thomas 8-116; Sanders 8-87, 2 TDs; Daniels 3-19; Norwood 3-14; Green 2-12, TD; Caldwell 1-6; Anderson 1-2.

PASSING

KC — Smith 25-16-191, 0 TDs, 2 INTs.
DEN — Manning 45-26-256, 3 TDs, 1 INT.

INTERCEPTIONS

KC — Peters 2.0
DEN — Harris 1.0; Talib 1.0.

SACKS

KC — Houston 2.0; DeVito 1.0.
DEN — Ware 1.0; Miller 1.0; Jackson 1.0; Smith 1.0.

FIELD GOALS

KC — Santos (35).
DEN — McManus (54).

**GAME 3****Packers 38, Chiefs 28**

September 28, 2015 • Lambeau Field • 78,214



KANSAS CITY.....0 7 7 14 — 28
GREEN BAY14 10 7 7 — 38

GB — Montgomery, 8-yard pass from Rodgers (Crosby kick) (6-69, 2:36)
GB — Cobb, 3-yard pass from Rodgers (Crosby kick) (10-89, 5:51)
KC — Charles, 9-yard run (Santos kick) (3-61, 1:06)
GB — Crosby, 44-yard field goal (9-51, 5:47)
GB — Jones, 27-yard pass from Rodgers (Crosby kick) (9-68, 3:02)
GB — Cobb, 4-yard pass from Rodgers (Crosby kick) (1-4, 0:04)
KC — Maclin, 5-yard pass from Smith (Santos kick) (11-80, 6:22)
GB — Cobb, 4-yard pass from Rodgers (Crosby kick) (8-80, 3:46)
KC — Charles, 4-yard run (Smith-Kelce pass) (7-89, 2:14)
KC — Charles, 7-yard run (pass failed) (17-83, 4:23)

Team Statistics	Chiefs	Packers
First Downs.....	23	26
Total Net Yards.....	326	448
Rushes/Net Yards.....	18/75	32/123
Net Passing.....	251	325
Pass Attempts/Completions.....	40/24	35/24
Had Intercepted.....	1	0
Times Sacked/Yards.....	7.0/39.0	1.0/8.0
Punts/Average.....	6/50.2	5/43.0
Penalties/Yards.....	7/38	12/89
Fumbles/Lost.....	2/0	0/0
Possession Time.....	26:30	33:30

RUSHING
KC — Charles 11-49, 3 TD; Smith 6-33; Thomas 1-(-7).
GB — Lacy 10-46; Starks 17-32; Harris 2-17; A. Rodgers 2-16; Cobb 1-12.
RECEIVING
KC — Maclin 8-141, TD; Kelce 6-80; Charles 5-33; Thomas 2-12; Avant 2-8; Conley 1-16.
GB — Jones 7-139, TD; Cobb 7-91, 3 TD; Lacy 3-41; R. Rodgers 2-15; Montgomery 2-14; Quarless 2-14; Starks 1-19.

PASSING
KC — Smith 24-40-290, TD, INT.
GB — Rodgers 24-35-333, 5 TDs.

INTERCEPTIONS
KC — Smith 1.0.
GB — None.

SACKS
KC — Hali 1.0.
GB — Matthews 2.0, Daniels 1.5, Elliott 1.0, Perry 1.0, Thomas 1.0, Neal 0.5.

FIELD GOALS
KC — None.
GB — Crosby (44).

**GAME 4****Bengals 36, Chiefs 21**

October 4, 2015 • Paul Brown Stadium • 57,498



KANSAS CITY.....3 9 3 6 — 21
CINCINNATI.....14 0 15 7 — 36

CIN — Hill, 8-yard run (Nugent kick) (7-80, 3:27)
KC — Santos, 22-yard field goal (13-78, 6:58)
CIN — Bernard, 13-yard run (Nugent kick) (7-80, 3:42)
KC — Santos, 40-yard field goal (6-58, 3:09)
KC — Santos, 51-yard field goal (10-60, 4:34)
KC — Santos, 34-yard field goal (8-49, 4:24)
CIN — Tate, 55-yard pass from Dalton (Nugent kick) (7-77, 3:08)
KC — Santos, 40-yard field goal (8-58, 4:06)
CIN — Hill, 5-yard run (Hill run) (2-5, 0:12)
KC — Santos, 29-yard field goal (16-71, 5:43)
CIN — Hill, 1-yard run (Nugent kick) (8-60, 4:38)
KC — Santos, 51-yard field goal (5-47, 2:16)

Team Statistics	Chiefs	Bengals
First Downs.....	24	18
Total Net Yards.....	461	445
Rushes/Net Yards.....	23/113	26/124
Net Passing.....	348	321
Pass Attempts/Completions.....	45/31	24/17
Had Intercepted.....	0	0
Times Sacked/Yards.....	5.0/38	0/0
Punts/Average.....	1/62.0	3/47.7
Penalties/Yards.....	7/46	11/84
Fumbles/Lost.....	1/1	1/0
Possession Time.....	36:53	23:07

RUSHING
KC — Charles 11-75; Smith 5-25, West 5-17, Thomas 2-(-4).
CIN — Bernard 13-62, TD; Hill 9-40, 3 TD; Dalton 3-16; Jones 1-6.

RECEIVING
KC — Maclin 11-148; Charles 6-70; Kelce 5-49; Avant 4-43; Conley 2-53; Thomas 1-11; O'Shaughnessy 1-8; West 1-4.
CIN — Green 7-82; Sanu 4-84; Eifert 3-69; Tate 1-55; Burkhead 1-27; Jones 1-4.

PASSING
KC — Smith 31-45-386.
CIN — Dalton 17-24-321, TD.

INTERCEPTIONS
KC — None.
CIN — None.

SACKS
KC — None.
CIN — Peko 2.0, Atkins 1.0, Dunlap 1.0, Johnson 1.0.

FIELD GOALS
KC — Santos (22) (40) (51) (34) (40) (29) (51).
CIN — Nugent 44LU.

**GAME 5****Bears 18, Chiefs 17**

October 11, 2015 • Arrowhead Stadium • 75,799



CHICAGO	3	0	3	12	—	18
KANSAS CITY	7	10	0	0	—	17

- KC** — Wilson, fumble recovery in end zone (Santos kick)
CHI — Gould, 44-yard field goal (14-54, 7:20)
KC — Thomas, 19-yard pass from Smith (Santos kick) (7-54, 3:28)
KC — Santos, 35-yard field goal (11-57, 3:00)
CHI — Gould, 30-yard field goal (11-73, 5:13)
CHI — Wilson, 22-yard pass from Cutler (Pass failed) (11-88, 4:46)
CHI — Forte, 7-yard pass from Cutler (Pass failed) (8-67, 1:46)

Team Statistics	Chiefs	Bears
First Downs.....	16	21
Total Net Yards.....	287	328
Rushes/Net Yards.....	25/117	26/87
Net Passing.....	170	241
Pass Attempts/Completions.....	30/16	45/26
Had Intercepted.....	0	0
Times Sacked/Yards.....	3.0/11	2.0/11
Punts/Average.....	7/47.3	5/47.0
Penalties/Yards.....	3/49	6/49
Fumbles/Lost.....	0/0	2/1
Possession Time.....	26:23	33:37

RUSHING

- KC** — Charles 12-58; West 7-31; Smith 3-21; Thomas 1-5; Davis 2-2.
CHI — Forte 18-71; Cutler 4-15; Rodgers 2-3; Langford 2-(-2).

RECEIVING

- KC** — Maclin 8-85; Kelce 3-35; Thomas 2-24, TD; Charles 1-26; Conley 1-6; West 1-5.
CHI — Wilson 6-85, TD; Bellamy 6-31; Forte 5-38, TD; Meredith 4-52; Bennett 4-32; Langford 1-14.

PASSING

- KC** — Smith 16-30-181, TD.
CHI — Cutler 26-45-252, 2 TDs.

INTERCEPTIONS

- KC** — None.
CHI — None.

SACKS

- KC** — Bailey 1.0, Howard 1.0.
CHI — Houston 1.0, McPhee 1.0, Young 1.0.

FIELD GOALS

- KC** — Santos (35), 27B, 66SH.
CHI — Gould (44) (30).

**GAME 6****Vikings 16, Chiefs 10**

October 18, 2015 • TCF Bank Stadium • 52,480



KANSAS CITY	0	0	0	10	—	10
MINNESOTA	3	7	3	3	—	16

- MIN** — Walsh, 24-yard field goal (9-48, 4:00)
MIN — Rudolph, 4-yard pass from Bridgewater (Walsh kick) (11-51, 6:09)
MIN — Walsh, 45-yard field goal (6-46, 2:34)
KC — Santos, 48-yard field goal (8-28, 3:27)
KC — Wilson, 42-yard pass from Smith (Santos kick) (7-77, 2:26)
MIN — Walsh, 45-yard field goal (10-53, 4:00)

Team Statistics	Chiefs	Vikings
First Downs.....	16	16
Total Net Yards.....	328	321
Rushes/Net Yards.....	18/57	35/84
Net Passing.....	271	237
Pass Attempts/Completions.....	37/22	31/17
Had Intercepted.....	0	2
Times Sacked/Yards.....	2.0/11	2.0/12
Punts/Average.....	6/41.7	4/45.3
Penalties/Yards.....	8/95	5/50
Fumbles/Lost.....	1/1	1/0
Possession Time.....	26:53	33:07

RUSHING

- KC** — West 9-33; Davis 5-13; Smith 2-10; Thomas 1-1; Sherman 1-0.
MIN — Peterson 26-60; Asiata 5-27; McKinnon 1-2; Bridgewater 3-(-5).

RECEIVING

- KC** — Kelce 5-88; Wilson 3-57, TD; Maclin 3-48; Conley 3-16; O'Shaughnessy 2-23; Harris 2-15; Sherman 1-13; Davis 1-12; West 1-6; Avant 1-4.
MIN — Diggs 7-129; Wright 2-69; Wallace 2-23; Rudolph 2-9, TD; Ellison 1-11; Asiata 1-8; Line 1-3; Peterson 1-(-3).

PASSING

- KC** — Smith 22-37-282, TD.
MIN — Bridgewater 17-31-249, TD, 2 INTs.

INTERCEPTIONS

- KC** — Parker 1, Peters 1.
MIN — None.

SACKS

- KC** — Bailey 1.0, Houston 1.0.
MIN — Kendricks 1.0, Floyd 0.5, Hunter 0.5.

FIELD GOALS

- KC** — Santos (48).
MIN — Walsh (24) (45) (45).



GAME 7

Chiefs 23, Steelers 13

October 25, 2015 • Arrowhead Stadium • 76,365



PITTSBURGH	3	0	7	3	—	13
KANSAS CITY	3	6	7	7	—	23

KC — Santos, 30-yard field goal (10-48, 4:08)
PIT — Boswell, 24-yard field goal (14-61, 7:48)
KC — Santos, 22-yard field goal (13-77, 7:04)
KC — Santos, 27-yard field goal (8-59, 3:41)
KC — West, 1-yard run (Santos kick) (9-53, 5:22)
PIT — Bryant, 19-yard pass from Jones (Boswell kick) (6-77, 2:43)
PIT — Boswell, 36-yard field goal (7-54, 3:56)
KC — Conley, 6-yard pass from Smith (Santos kick) (8-84, 5:04)

Team Statistics	Chiefs	Steelers
First Downs	18	18
Total Net Yards	377	339
Rushes/Net Yards	29/138	24/147
Net Passing	239	192
Pass Attempts/Completions	32/21	29/16
Had Intercepted	0	2
Times Sacked/Yards	2.0/12	2.0/17
Punts/Average	3/54.7	2/45.5
Penalties/Yards	6/66	1/5
Fumbles/Lost	0/0	1/1
Possession Time	32:26	27:34

RUSHING

KC — West 22-110, TD; Thomas 1-13; Ware 2-8; Smith 3-5; Davis 1-2.

PIT — Bell 17-121; Bryant 1-13; Williams 4-9; Brown 1-6; Jones 1-(-2).

RECEIVING

KC — Conley 6-63, TD; Kelce 5-73; Wilson 3-71; West 2-19; Thomas 2-12; Avant 2-11; O'Shaughnessy 1-2.

PIT — Brown 6-124; Bell 4-16; Bryant 3-45, TD; Wheaton 2-16; Williams 1-8.

PASSING

KC — Smith 21-32-251, TD.

PIT — Jones 16-29-209, TD, 2 INTs.

INTERCEPTIONS

KC — Johnson 1; Berry 1.

PIT — None.

SACKS

KC — Hali 2.0.

PIT — Heyward 1.0; Timmons 0.5; Shazier 0.5.

FIELD GOALS

KC — Santos (30) (22) (27) 54WR.

PIT — Boswell (24) (36).



GAME 8

Chiefs 45, Lions 10

November 1, 2015 • Wembley Stadium • 83,624



DETROIT	3	0	0	7	—	10
KANSAS CITY	7	17	7	14	—	45

DET — Prater, 35-yard field goal (10-63, 5:51)
KC — Thomas, 10-yard run (Santos kick) (9-56, 5:02)
KC — Smith, 12-yard run (Santos kick) (7-73, 2:47)
KC — Santos, 33-yard field goal (6-22, 2:42)
KC — West, 8-yard run (Santos kick) (6-52, 2:53)
KC — Kelce, 2-yard pass from Smith (Santos kick) (11-61, 6:07)
KC — Maclin, 17-yard pass from Smith (Santos kick) (2-16, 0:46)
DET — Moore, 21-yard pass from Stafford (Prater kick) (7-77, 2:50)
KC — Ware, 4-yard run (Santos kick) (2-41, 0:41)

Team Statistics	Chiefs	Lions
First Downs	24	16
Total Net Yards	340	276
Rushes/Net Yards	32/206	14/81
Net Passing	134	195
Pass Attempts/Completions	28/20	38/23
Had Intercepted	0	2
Times Sacked/Yards	3.0/15	6.0/32
Punts/Average	4/41.0	6/47.0
Penalties/Yards	3/20	8/81
Fumbles/Lost	0/0	0/0
Possession Time	34:14	25:46

RUSHING

KC — West 20-97, TD; Smith 5-78, TD; Ware 2-12, TD; Thomas 1-10, TD; Davis 4-9.

DET — Bell 7-56; Riddick 5-17; Stafford 1-5; Abdullah 1-3.

RECEIVING

KC — Kelce 6-49, TD; West 4-25; Maclin 3-35, TD; Thomas 3-22; Wilson 3-12; Conley 1-6.

DET — Tate 6-59; Riddick 6-30; Johnson 5-85; Moore 3-29, TD; Ebron 3-24.

PASSING

KC — Smith 18-26-145, 2 TDs; Daniel 2-2-4.

DET — Stafford 22-36-217, TD, 2 INTs; Orlovsky 1-2-10.

INTERCEPTIONS

KC — Houston 1; Smith 1.

DET — None.

SACKS

KC — Parker 2.0; Houston 1.5; Johnson 1.0; Poe 1.0; Hali 0.5.

DET — Ansah 1.0; Jones 1.0; Taylor 1.0.

FIELD GOALS

KC — Santos (33).

DET — Prater (35).



GAME 9

Chiefs 29, Broncos 13

November 15, 2015 • Sports Authority Field at Mile High • 76,973



KANSAS CITY.....	10	9	3	7	—	29
BRONCOS.....	0	0	0	13	—	13

KC — West, 4-yard run (Santos kick) (5-31, 2:36)
 KC — Santos, 48-yard field goal (6-43, 3:52)
 KC — Santos, 49-yard field goal (8-19, 3:31)
 KC — Santos, 34-yard field goal (4-8, 1:21)
 KC — Santos, 33-yard field goal (12-46, 2:38)
 KC — Santos, 50-yard field goal (6-9, 2:31)
 KC — West, 80-yard pass from Smith (Santos kick) (2-81, 0:53)
 DEN — Hillman, 1-yard run (Run failed) (12-80, 5:43)
 DEN — Caldwell, 7-yard pass from Osweiler (McManus kick) (5-62, 1:23)

Team Statistics	Chiefs	Broncos
First Downs.....	13	18
Total Net Yards.....	303	221
Rushes/Net Yards.....	32/106	16/69
Net Passing.....	197	152
Pass Attempts/Completions.....	31/17	44/19
Had Intercepted.....	0	5
Times Sacked/Yards.....	2.0/7	5.0/29
Punts/Average.....	5/45.2	6/46.2
Penalties/Yards.....	11/102	5/55
Fumbles/Lost.....	0/0	1/0
Possession Time.....	33:27	26:33

RUSHING

KC — West 24-69, TD; Smith 6-33; Ware 2-4.
 DEN — Hillman 11-42, TD; Osweiler 3-18; Anderson 2-9.

RECEIVING

KC — Kelce 5-36; Thomas 4-37; West 3-92, TD; Maclin 3-17; Wilson 1-16; Parker 1-6.
 DEN — Thomas 7-71; Latimer 3-30; Davis 2-19; Caldwell 2-13, TD; Hillman 2-9; Fowler 1-17; Daniels 1-14; Green 1-8.

PASSING

KC — Smith 17-31-204, TD.
 DEN — Osweiler 14-24-146, TD, INT; Manning 5-20-35, 4 INTs.

INTERCEPTIONS

KC — Peters 1, Berry 1, Smith 1, Mauga 1, Parker 1.
 DEN — None.

SACKS

KC — Houston 2.0, DeVito 1.0, Howard 1.0, Johnson 1.0.
 DEN — Miller 1.0, Williams 1.0.

FIELD GOALS

KC — Santos (48) (49) (34) (33) (50) 48WR.
 DEN — None.



GAME 10

Chiefs 33, Chargers 3

November 22, 2015 • Qualcomm Stadium • 65,837



KANSAS CITY.....	6	6	7	14	—	33
SAN DIEGO.....	0	3	0	0	—	3

KC — Poe, 1-yard run (Kick failed, wr) (9-71, 5:26)
 SD — Lambo, 52-yard field goal (11-46, 5:00)
 KC — Santos, 28-yard field goal (11-70, 6:16)
 KC — Santos, 24-yard field goal (9-80, 2:14)
 KC — Houston, 17-yard interception return (Santos kick)
 KC — Ware, 3-yard run (Santos kick) (6-77, 3:39)
 KC — Ware, 3-yard run (Santos kick) (3-24, 1:41)

Team Statistics	Chiefs	Chargers
First Downs.....	22	14
Total Net Yards.....	385	201
Rushes/Net Yards.....	31/153	25/52
Net Passing.....	232	149
Pass Attempts/Completions.....	25/20	30/19
Had Intercepted.....	0	1
Times Sacked/Yards.....	3.0/21	3.0/29
Punts/Average.....	5/40.6	6/46.8
Penalties/Yards.....	1/17	6/39
Fumbles/Lost.....	0/0	1/1
Possession Time.....	33:28	26:32

RUSHING

KC — Ware 11-96, 2 TDs; Smith 7-33; West 11-16; Thomas 1-7; Poe 1-1, TD.
 SD — Gordon 15-37; Rivers 4-8; Woodhead 6-7.

RECEIVING

KC — Kelce 5-46; Wilson 4-56; Maclin 3-29; West 2-48; Avant 2-26; Harris 2-26; Conley 1-17; Ware 1-5.
 SD — Johnson 7-54; Herndon 5-37; Inman 3-51; Gordon 1-12; Green 1-9; Woodhead 1-9; Gates 1-6.

PASSING

KC — Smith 20-25-253.
 SD — Rivers 19-30-178, INT.

INTERCEPTIONS

KC — Houston 1.
 SD — None.

SACKS

KC — Hali 2.0, Mauga 1.0.
 SD — Perryman 1.0, Liugert 1.0, Attaochu 0.5, Te'o 0.5.

FIELD GOALS

KC — Santos (28) (24).
 SD — Lambo (52).



GAME 11

Chiefs 30, Bills 22

November 29, 2015 • Arrowhead Stadium • 72,493



BUFFALO	10	6	6	0	—	22
KANSAS CITY	0	14	10	6	—	30

BUF — Carpenter, 27-yard field goal (7-68, 3:07)
BUF — Watkins, 28-yard pass from Taylor (Carpenter kick) (10-65, 4:15)
KC — Ware, 3-yard run (Santos kick) (6-80, 3:10)
BUF — Watkins, 21-yard pass from Taylor (Kick failed, wr) (9-75, 4:28)
KC — Maclin, 41-yard pass from Smith (Santos kick) (2-80, 0:41)
KC — Kelce, 15-yard pass from Smith (Santos kick) (6-64, 3:45)
KC — Santos, 49-yard field goal (4-3, 1:35)
BUF — McCoy, 10-yard pass from Taylor (Pass failed) 9-70, 4:56)
KC — Santos, 38-yard field goal (10-59, 5:11)
KC — Santos, 37-yard field goal (11-70, 6:31)

Team Statistics	Chiefs	Bills
First Downs.....	21	25
Total Net Yards.....	413	415
Rushes/Net Yards.....	27/158	28/129
Net Passing.....	255	286
Pass Attempts/Completions.....	30/19	38/21
Had Intercepted.....	0	0
Times Sacked/Yards.....	3.0/21	3.0/29
Punts/Average.....	3/39.0	3/39.7
Penalties/Yards.....	8/58	9/91
Fumbles/Lost.....	0/0	3/2
Possession Time.....	29:28	30:32

RUSHING

KC — Ware 19-114, TD; Smith 6-35; Wilson 1-8; Davis 1-1.

BUF — McCoy 19-70; Taylor 5-46; Dixon 2-8; Williams 2-5.

RECEIVING

KC — Maclin 9-160, TD; Kelce 4-69, TD; Wilson 3-25; Ware 3-1.

BUF — Watkins 6-158, 2 TDs; Clay 5-31; Hogan 3-34; McCoy 3-31, TD; Woods 3-25; Felton 1-12.

PASSING

KC — Smith 30-19-255.

BUF — Taylor 21-38-291, 3 TDs.

INTERCEPTIONS

KC — None.

BUF — None.

SACKS

KC — Hali 1.0.

BUF — Tarpley 1.0.

FIELD GOALS

KC — Santos 54CR (49) (38) (37).

BUF — Carpenter (27).



GAME 12

Chiefs 34, Raiders 20

December 6, 2015 • O.co Coliseum • 55,010



KANSAS CITY	7	0	7	20	—	34
OAKLAND	7	7	6	0	—	20

OAK — Murray, 2-yard run (Janikowski kick) (9-80, 4:35)
KC — Smith, 3-yard run (Santos kick) (9-56, 5:27)
OAK — Crabtree, 25-yard pass from Carr (Janikowski kick) (4-36, 0:40)
KC — Ware, 10-yard run (Santos kick) (9-80, 5:44)
OAK — Smith, 5-yard pass from Carr (Kick failed, hlu) (13-83, 7:04)
KC — Maclin, 1-yard pass from Smith (Pass failed) (2-2, 0:41)
KC — Maclin, 13-yard pass from Smith (Kick failed, wr) (2-13, 0:11)
KC — Branch, 38-yard interception return (Smith-Kelce pass)

Team Statistics	Chiefs	Raiders
First Downs.....	15	27
Total Net Yards.....	232	361
Rushes/Net Yards.....	22/89	24/99
Net Passing.....	143	262
Pass Attempts/Completions.....	22/16	48/31
Had Intercepted.....	0	3
Times Sacked/Yards.....	4.0/19	4.0/21
Punts/Average.....	5/50.0	4/39.5
Penalties/Yards.....	11/88	4/21
Fumbles/Lost.....	3/2	3/0
Possession Time.....	25:32	34:28

RUSHING

KC — West 9-35; Ware 7-26, TD; Smith 5-23, TD; Wilson 1-5.

OAK — Murray 20-86, TD; Olawale 2-16; Reece 1-4; Cooper 1-(-7).

RECEIVING

KC — Maclin 9-95, 2 TDs; Kelce 2-42; West 2-9; Ware 2-(-1); Wilson 1-17.

OAK — Walford 5-53; Crabtree 5-45, TD; Cooper 4-69; Roberts 4-51; Murray 4-11; Reece 3-19; Rivera 2-13; Helu 1-15; Smith 1-5, TD; Holmes 1-1; Olawale 1-1.

PASSING

KC — Smith 16-22-162, 2 TDs.

OAK — Carr 31-48-283, 2 TDs, 3 INTs.

INTERCEPTIONS

KC — Branch 1, Mauga 1, Peters 1.

OAK — None.

SACKS

KC — Zombo 2.0, Johnson 1.0, Sorensen 1.0.

OAK — Mack 2.0, Edwards 1.0, Heeney 0.5, Williams 0.5.

FIELD GOALS

KC — None.

OAK — Janikowski 49LU.

**GAME 13****Chiefs 10, Chargers 3**

December 13, 2015 • Arrowhead Stadium • 72,314



SAN DIEGO	0	0	3	0	—	3
KANSAS CITY	0	10	0	0	—	10

KC — Wilson, 44-yard pass from Smith (Santos kick) (9-96, 5:23)
KC — Santos, 40-yard field goal (4-39, 0:27)
SD — Lambo, 30-yard field goal (10-52, 6:22)

Team Statistics	Chiefs	Chargers
First Downs	18	15
Total Net Yards	329	280
Rushes/Net Yards	25/150	18/44
Net Passing	179	236
Pass Attempts/Completions	23/15	43/24
Had Intercepted	1	1
Times Sacked/Yards	5.0/27	2.0/12
Punts/Average	4/38.5	5/46.8
Penalties/Yards	8/53	7/48
Fumbles/Lost	2/1	0/0
Possession Time	28:52	31:08

RUSHING

KC — West 10-54; Ware 8-52; Smith 5-40; Davis 1-6; Maclin 1-(-2).
SD — Gordon 14-35; Woodhead 3-5; Rivers 1-4.

RECEIVING

KC — Maclin 6-68; Wilson 4-87, TD; Kelce 3-18; Harris 2-18.
SD — Gates 6-76; Herndon 5-47; Gordon 4-28; Floyd 3-56; Woodhead 3-8; Green 2-26; Brown 1-22.

PASSING

KC — Smith 15-23-191, 1 TD, 1 INT.
SD — Rivers 24-43-263, INT.

INTERCEPTIONS

KC — Johnson 1.
SD — Verrett 1.

SACKS

KC — Ford 3.0, Howard 1.0, Parker 1.0.
SD — Attaochu 1.0, Ingram 1.0.

FIELD GOALS

KC — Santos (40) 46SH.
SD — Lambo 42WL (30).

**GAME 14****Chiefs 34, Ravens 14**

December 20, 2015 • M&T Bank Stadium • 70,791



KANSAS CITY	14	10	0	10	—	34
BALTIMORE	7	7	0	0	—	14

KC — West, 38-yard rush (Santos kick) (10-89, 5:47)
BAL — Juszczyk, 1-yard pass from Clausen (Tucker kick) (6-45, 2:43)
KC — Branch, 73-yard fumble return (Santos kick)
KC — Maclin, 13-yard pass from Smith (Santos kick) (3-24, 1:21)
KC — Santos, 53-yard field goal (8-29, 3:16)
BAL — Aiken, 48-yard pass from Clausen (Tucker kick) (5-72, 0:50)
KC — Santos, 32-yard field goal (14-81, 8:41)
KC — Peters, 90-yard interception return (Santos kick)

Team Statistics	Chiefs	Ravens
First Downs	15	19
Total Net Yards	277	366
Rushes/Net Yards	28/113	20/93
Net Passing	164	273
Pass Attempts/Completions	25/21	45/26
Had Intercepted	0	2
Times Sacked/Yards	3.0/7	2.0/8
Punts/Average	5/46.4	5/43.6
Penalties/Yards	6/55	7/63
Fumbles/Lost	1/0	1/1
Possession Time	32:19	27:41

RUSHING

KC — West 16-76, TD; Smith 4-17; Davis 5-14; Wilson 1-8; Daniel 2-(-2).
BAL — West 7-35; Clausen 5-30; Allen 4-18; Koch 1-7; Magee 2-5; Givens 1-(-2).

RECEIVING

KC — Maclin 7-50, TD; Kelce 6-73; Wilson 4-27; Avant 2-12; West 2-9.
BAL — Aiken 8-128, TD; Williams 5-31; Juszczyk 5-26, TD; Butler 3-60; West 2-11; Givens 1-17; Matthews 1-6; Magee 1-2.

PASSING

KC — Smith 21-25-171, TD.
BAL — Clausen 26-45-281, 2 TDs, 2 INTs.

INTERCEPTIONS

KC — Peters 2.
BAL — None.

SACKS

KC — Howard 1.0, Parker 1.0.
BAL — Smith 2.0, Urban 1.0.

FIELD GOALS

KC — Santos (53) (32).
BAL — None.



GAME 15

Chiefs 17, Browns 13

December 27, 2015 • Arrowhead Stadium • 69,115



CLEVELAND	0	3	7	3	—	13
KANSAS CITY	10	7	0	0	—	17

KC — Maclin, 11-yard pass from Smith (Santos kick) (11-65, 7:08)
KC — Santos, 40-yard field goal (9-39, 4:43)
CLE — Coons, 45-yard field goal (7-29, 3:36)
KC — Kelce, 13-yard pass from Smith (5-56, 1:03)
CLE — Crowell, 10-yard run (Coons kick) (9-82, 5:45)
CLE — Coons, 36-yard field goal (21-62, 12:01)

Team Statistics	Chiefs	Browns
First Downs	16	21
Total Net Yards	258	368
Rushes/Net Yards	27/136	36/232
Net Passing	122	136
Pass Attempts/Completions	22/15	32/13
Had Intercepted	1	1
Times Sacked/Yards	1/3	0/0
Punts/Average	5/36.8	3/45.0
Penalties/Yards	5/33	8/83
Fumbles/Lost	1/0	0/0
Possession Time	28:56	31:04

RUSHING

KC — West 14-62; Smith 6-54; Ware 5-15; Wilson 2-5.
CLE — Manziel 11-108; Crowell 16-88, TD; Johnson 8-26; Poyer 1-10.

RECEIVING

KC — Kelce 6-43, TD; Maclin 5-49, TD; Wilson 3-34; West 1-(-1).
CLE — Barnidge 3-47; Jennings 3-37; Johnson 3-15; Benjamin 2-20; Dray 1-18; Moore 1-(-1).

PASSING

KC — Smith 15-22-125, 2 TDs, 1 INT.
CLE — Manziel 13-32-136, 1 INT.

INTERCEPTIONS

KC — Peters 1.
CLE — Orchard 1.

SACKS

KC — None.
CLE — Orchard 1.0.

FIELD GOALS

KC — Santos (40).
CLE — Coons (45) 51B (36).



GAME 16

Chiefs 23, Raiders 17

January 3, 2016 • Arrowhead Stadium • 76,114



OAKLAND	0	10	0	7	—	17
KANSAS CITY	14	0	9	0	—	23

KC — Maclin, 25-yard pass from Smith (Santos kick) (8-80, 4:08)
KC — Ware, 3-yard run (Santos kick) (12-87, 6:05)
OAK — Janikowski, 29-yard field goal (5-27, 2:11)
OAK — Amerson, 24-yard interception return (Janikowski kick)
KC — Punt blocked by Alexander out of bounds in end zone for a Safety
KC — Harris, 15-yard pass from Smith (Santos kick) (4-53, 1:58)
OAK — Crabtree, 31-yard pass from Carr (Janikowski kick) (5-72, 1:14)

Team Statistics	Chiefs	Raiders
First Downs	23	14
Total Net Yards	339	205
Rushes/Net Yards	39/189	16/48
Net Passing	150	157
Pass Attempts/Completions	25/15	33/21
Had Intercepted	2	1
Times Sacked/Yards	1/9	6/37
Punts/Average	5/35.6	7/38.7
Penalties/Yards	5/55	7/59
Fumbles/Lost	0/0	2/0
Possession Time	34:55	25:05

RUSHING

KC — Ware 16-76, TD; Smith 9-61; West 13-34; Maclin 1-18.
OAK — Murray 11-31; Carr 2-12; Helu 3-5.

RECEIVING

KC — Maclin 3-54, TD; Wilson 3-24; Conley 2-22; Sherman 2-21; Avant 2-15; Harris 1-15, TD; Kelce 1-10; West 1-(-2).
OAK — Walford 4-46; Murray 4-25; Crabtree 3-34, TD; Roberts 3-20; Helu 2-23; Cooper 2-20; Rivera 2-12; Olawale 1-14.

PASSING

KC — Smith 14-24-156, 2 TDs, 2 INTs; Santos 1-1-3.
OAK — Carr 21-33-194, TD, INT.

INTERCEPTIONS

KC — Parker 1.
OAK — Amerson 1, Carrie 1.

SACKS

KC — Branch 1.0, DeVito 1.0, Ford 1.0, Howard 1.0, Parker 1.0, Zombo 1.0.
OAK — Harris 1.0.

FIELD GOALS

KC — None.
OAK — Janikowski (29).



AFC Wild Card Game
Chiefs 30, Texans 0
January 9, 2016 • NRG Stadium • 71,800



KANSAS CITY.....	7	6	7	10	—	30
HOUSTON.....	0	0	0	0	—	0

KC — Davis, 106-yard kickoff return (Santos kick) (0-0, 0:11)
KC — Santos, 49-yard field goal (5-27, 2:30)
KC — Santos, 49-yard field goal (6-40, 3:29)
KC — Conley, 9-yard pass from Smith (Santos kick) (11-94, 5:23)
KC — Ware, 5-yard run (Santos kick) (8-71, 4:13)
KC — Santos, 33-yard field goal (4-6, 2:13)

Team Statistics	Chiefs	Texans
First Downs.....	18	14
Total Net Yards.....	314	226
Rushes/Net Yards.....	37/141	25/114
Net Passing.....	173	112
Pass Attempts/Completions.....	22/17	34/15
Had Intercepted.....	1	4
Times Sacked/Yards.....	3.0/17	3.0/24
Punts/Average.....	4/45.3	5/45.6
Penalties/Yards.....	5/52	4/29
Fumbles/Lost.....	0/0	2/1
Possession Time.....	34:25	25:35

RUSHING
KC — Ware 16-67, TD; Smith 5-27; West 8-26; Davis 4-12; Wilson 2-11; Daniel 2-(-2).
HOU — Blue 17-99; Grimes 4-15; Prosch 1-2; Watt 1-(-1); Hoyer 1-(-1).

RECEIVING
KC — Kelce 8-128; Maclin 3-29; Wilson 2-9; West 1-9; Conley 1-9, TD; Sherman 1-3; Hammond 1-3.
HOU — Hopkins 6-69; Griffin 3-29; Grimes 2-12; Strong 1-17; Shorts III 1-5; Washington 1-3; Fiedorowicz 1-1.

PASSING
KC — Smith 17-22-190, TD, INT.
HOU — Hoyer 15-34-136, 4 INTs.

INTERCEPTIONS
KC — Berry 1, Mauga 1, Peters 1, Smith 1.
HOU — Cushing 1.

SACKS
KC — Bailey 2.0, Howard 1.0.
HOU — Mercilus 3.0.

FIELD GOALS
KC — Santos (49) (49) (33).
HOU — None.

WON 1, LOST 0										* RUSHING										No.		Yds		Avg		Long		TD					
01/09 W 30- 0 at Houston										71,800		Ware		16		67		4.2		23		1											
K.C.										Opp.		A. Smith		5		27		5.4		11		0											
TOTAL FIRST DOWNS										18		14		West		8		26		3.3		6		0									
Rushing										8		3		Davis		4		12		3.0		5		0									
Passing										8		10		A. Wilson		2		11		5.5		9		0									
Penalty										2		1		Daniel		2		-2		-1.0		-1		0									
3rd Down: Made/Att										4/11		6/14		TEAM		37		141		3.8		23		1									
3rd Down Pct.										36.4		42.9		OPPONENTS		25		114		4.6		49		0									
4th Down: Made/Att										0/0		0/1		* RECEIVING		No.		Yds		Avg		Long		TD									
4th Down Pct.										0.0		0.0		Kelce		8		128		16.0		48		0									
POSSESSION AVG.										34:25		25:35		Maclin		3		29		9.7		16		0									
TOTAL NET YARDS										314		226		A. Wilson		2		9		4.5		6		0									
Avg. Per Game										314.0		226.0		Conley		1		9		9.0		9t		1									
Total Plays										62		62		West		1		9		9.0		9		0									
Avg. Per Play										5.1		3.6		Hammond		1		3		3.0		3		0									
NET YARDS RUSHING										141		114		Sherman		1		3		3.0		3		0									
Avg. Per Game										141.0		114.0		TEAM		17		190		11.2		48		1									
Total Rushes										37		25		OPPONENTS		15		136		9.1		17		0									
NET YARDS PASSING										173		112		* INTERCEPTIONS		No.		Yds		Avg		Long		TD									
Avg. Per Game										173.0		112.0		Mauga		1		20		20.0		20		0									
Sacked/Yards Lost										3/17		3/24		S. Smith		1		13		13.0		13		0									
Gross Yards										190		136		Peters		1		2		2.0		2		0									
Att./Completions										22/17		34/15		Berry		1		0		0.0		0		0									
Completion Pct.										77.3		44.1		TEAM		4		35		8.8		20		0									
Had Intercepted										1		4		OPPONENTS		1		0		0.0		0		0									
PUNTS/AVERAGE										4/45.3		5/45.6		* PUNTING		No.		Yds		Avg		Net		TB		In		Lg		B			
NET PUNTING AVG.										4/45.3		5/38.8		Colquitt		4		181		45.3		45.3		0		3		56		0			
PENALTIES/YARDS										5/52		4/29		TEAM		4		181		45.3		45.3		0		3		56		0			
FUMBLES/BALL LOST										0/0		2/1		OPPONENTS		5		228		45.6		38.8		0		1		53		0			
TOUCHDOWNS										3		0		* PUNT RETURNS		Ret		FC		Yds		Avg		Long		TD							
Rushing										1		0		Hammond		4		1		34		8.5		14		0							
Passing										1		0		TEAM		4		1		34		8.5		14		0							
Returns										1		0		OPPONENTS		0		3		0		---		---		0							
* SCORE BY PERIODS										Q1		Q2		Q3		Q4		OT		PTS		* KICKOFF RETURNS		No.		Yds		Avg		Long		TD	
TEAM										7		6		7		10		0		30		Davis		1		106		106.0		106t		1	
OPPONENTS										0		0		0		0		0		0		TEAM		1		106		106.0		106t		1	
* SCORING										TD-Ru-Pa-Rt		K-PAT		FG		S		PTS		* FIELD GOALS		1-19		20-29		30-39		40-49		50+			
Santos										0		0		0		0		3/ 3		3/ 3		0		12									

2015 KANSAS CITY CHIEFS DEFENSIVE STATS
(Through Postseason Game 1)

Pos.	Player	Solo	Asst.	Total	TFL	Sacks/Yds.	PR	FR	FF	Int/Yds.	PD
LB	Johnson, Derrick	3	3	6	0	0/0	0	0	0	0/0	0
CB	Smith, Sean	6	0	6	0	0/0	0	0	0	1/13	2
DT	Poe, Dontari	1	4	5	0	0/0	0	1	0	0/0	0
DB	Parker, Ron	2	2	4	0	0/0	0	0	0	0/0	0
CB	Peters, Marcus	2	2	4	0	0/0	0	0	0	1/2	1
DL	Howard, Jaye	3	1	4	1	1.0/7	1	0	0	0/0	0
S	Branch, Tyvon	1	3	4	0	0/0	0	0	0	0/0	0
DE	Bailey, Allen	3	1	4	0	2.0/17	0	0	2	0/0	0
S	Berry, Eric	2	1	3	0	0/0	0	0	0	1/0	1
LB	Mauga, Josh	3	0	3	0	0/0	0	0	0	1/20	1
LB	Houston, Justin	2	1	3	0	0/0	1	0	0	0/0	0
S	Abdullah, Husain	1	2	3	0	0/0	0	0	0	0/0	2
LB	Ford, Dee	3	0	3	1	0/0	0	0	0	0/0	0
LB	Hali, Tamba	0	2	2	0	0/0	0	0	0	0/0	0
DE	DeVito, Mike	1	1	2	0	0/0	0	0	0	0/0	0
CB	Nelson, Steven	0	0	0	0	0/0	0	0	0	0/0	1
TOTALS		33	23	56	2	3.0/24	2	1	2	4/35	8

2015 CHIEFS SPECIAL TEAMS STATS					DEFENSIVE SCORES
Pos.	Player	Tkls.	Asst.	Total	INT (0):
	Totals	0	0	0	FR (0):
					Safety (0):
					SPECIAL TEAMS BIG PLAYS
					TDs (1): Knile Davis 106 kickoff return at Houston (1/9/16)
					Safety (0):
					FR (0):
Postseason defensive and special teams statistics are based on press box statistics.					

WON 11, LOST 5										* RUSHING										No.		Yds		Avg		Long		TD	
09/13 W 27-20		at Houston		71,776		West		160		634		4.0		38t		4													
09/17 L 24-31		Denver		76,404		A. Smith		84		498		5.9		49		2													
09/28 L 28-38		at Green Bay		78,214		Ware		72		403		5.6		52		6													
10/04 L 21-36		at Cincinnati		57,498		Charles		71		364		5.1		34t		4													
10/11 L 17-18		Chicago		75,799		Davis		28		72		2.6		10		1													
10/18 L 10-16		at Minnesota		52,480		Thomas		9		34		3.8		13		1													
10/25 W 23-13		Pittsburgh		76,365		A. Wilson		5		26		5.2		8		0													
11/01 W 45-10		Detroit		83,624		Macclin		3		14		4.7		18		0													
11/15 W 29-13		at Denver		76,973		Poe		1		1		1.0		1t		1													
11/22 W 33- 3		at San Diego		65,837		Sherman		1		0		0.0		0		0													
11/29 W 30-22		Buffalo		72,493		Daniel		2		-2		-1.0		-1		0													
12/06 W 34-20		at Oakland		55,010		TEAM		436		2044		4.7		52		19													
12/13 W 10- 3		San Diego		72,314		OPPONENTS		383		1571		4.1		42		7													
12/20 W 34-14		at Baltimore		70,791		* RECEIVING		No.		Yds		Avg		Long		TD													
12/27 W 17-13		Cleveland		69,115		Macclin		87		1088		12.5		61		8													
01/03 W 23-17		Oakland		76,114		Kelce		72		875		12.2		42t		5													
		K.C.		Opp.		A. Wilson		35		451		12.9		44t		2													
TOTAL FIRST DOWNS		303		313		Charles		21		177		8.4		26		1													
Rushing		116		86		West		20		214		10.7		80t		1													
Passing		155		193		Conley		17		199		11.7		44		1													
Penalty		32		34		Thomas		17		140		8.2		36		1													
3rd Down: Made/Att		76/199		72/217		Avant		15		119		7.9		20		0													
3rd Down Pct.		38.2		33.2		D. Harris		7		74		10.6		25		1													
4th Down: Made/Att		6/9		13/27		O'Shaughnessy		6		87		14.5		30		0													
4th Down Pct.		66.7		48.1		Ware		6		5		0.8		5		0													
POSSESSION AVG.		30:55		29:05		Sherman		4		34		8.5		18		0													
TOTAL NET YARDS		5299		5269		Davis		2		24		12.0		12		0													
Avg. Per Game		331.2		329.3		B. Parker		1		6		6.0		6		0													
Total Plays		955		1037		TEAM		310		3493		11.3		80t		20													
Avg. Per Play		5.5		5.1		OPPONENTS		349		3988		11.4		55t		25													
NET YARDS RUSHING		2044		1571		* INTERCEPTIONS		No.		Yds		Avg		Long		TD													
Avg. Per Game		127.8		98.2		Peters		8		280		35.0		90t		2													
Total Rushes		436		383		R. Parker		3		5		1.7		5		0													
NET YARDS PASSING		3255		3698		Mauga		2		70		35.0		66		0													

2015 KANSAS CITY CHIEFS DEFENSIVE STATS (Final Regular Season)											
Pos.	Player	Solo	Asst.	Total	TFL	Sacks/Yds.	PR	FR	FF	Int/Yds.	PD
LB	Johnson, Derrick	95	21	116	8	4.0/23	5	0	2	2/23	8
DB	Parker, Ron	67	11	78	6	5.0/16	5	0	1	3/5	12
S	Berry, Eric	55	6	61	0	0/0	0	0	0	2/40	10
CB	Peters, Marcus	53	7	60	2	0/0	0	0	1	8/280	26
LB	Mauga, Josh	45	12	57	4	1.0/9	1	0	0	2/70	3
DL	Howard, Jaye	36	21	57	11	5.5/33	9	2	1	0/0	0
LB	Hali, Tamba	39	9	48	11	6.5/53	18	0	2	0/0	1
CB	Smith, Sean	40	5	45	2	0/0	0	0	0	2/5	12
S	Branch, Tyvon	33	7	40	2	1.0/1	1	1	1	1/38	4
DT	Poe, Dontari	29	10	39	3	1.0/2	3	1	1	0/0	0
DE	Bailey, Allen	26	12	38	7	4.5/22	8	1	2	0/0	0
LB	Houston, Justin	25	5	30	9	7.5/54	13	0	1	2/16	6
S	Abdullah, Husain	22	5	27	0	0/0	2	0	0	0/0	1
LB	Ford, Dee	21	2	23	6	4.0/25	10	0	0	0/0	2
LB	Wilson, Ramik	13	7	20	0	0/0	0	1	0	0/0	0
DE	DeVito, Mike	13	6	19	6	3.0/20	3	0	0	0/0	0
S	Sorensen, Daniel	14	2	16	1	1.0/7	2	0	0	0/0	2
CB	Fleming, Jamell	12	1	13	0	0/0	0	0	0	0/0	5
LB	Zombo, Frank	8	2	10	2	3.0/25	5	0	1	0/0	0
DL	Williams, Nick	5	4	9	0	0/0	0	0	0	0/0	0
CB	Gaines, Phillip	5	1	6	0	0/0	0	0	0	0/0	0
DL	Nunez-Roches, Rakeem	4	0	4	0	0/0	0	0	0	0/0	0
LB	Alexander, D.J.	1	1	2	0	0/0	0	0	0	0/0	0
CB	Cooper, Marcus	2	0	2	0	0/0	0	0	0	0/0	0
LB	Moses, Dezman	1	0	1	0	0/0	1	0	0	0/0	0
CB	Nelson, Steven	1	0	1	0	0/0	0	0	0	0/0	0
TOTALS		665	157	822	80	47.0/290	86	6	13	22/477	92

2015 CHIEFS SPECIAL TEAMS STATS					DEFENSIVE SCORES
Pos.	Player	Tkls.	Asst.	Total	INT (4): CB Marcus Peters, 55-yard return (P. Manning) vs. Denver (9/17/15)
LB	Alexander, D.J.	11	0	11	
LB	Zombo, Frank	8	1	9	
CB	Fleming, Jamell	7	1	8	LB Justin Houston, 17-yard return (P. Rivers) at San Diego (11/22/15)
S	Sorensen, Daniel	6	1	7	
CB	Nelson, Steven	7	0	7	
FB	Sherman, Anthony	5	1	6	S Tyvon Branch, 38-yard return (D. Carr) at Oakland (12/6/15)
LB	Moses, Dezman	4	1	5	
WR	Conley, Chris	4	0	4	
RB	West, Charcandrick	3	0	3	CB Marcus Peters, 90-yard return (J. Clausen) at Baltimore (12/20/15)
S	Branch, Tyvon	2	1	3	
TE	Harris, Demetrius	1	2	3	
S	Abdullah, Husain	2	0	2	FR (2): LB R. Wilson, recovered in endzone (J. Cutler) vs. Chicago (10/11/15)
FB/RB	Ware, Spencer	2	0	2	
K	Santos, Cairo	1	0	1	
WR	Wilson, Albert	1	0	1	S T. Branch, 73-yard return (J. Allen) at Baltimore (12/20/15)
TE	O'Shaughnessy, James	1	0	1	
LB	Mauga, Josh	1	0	1	Safety (0):
WR	Hammond Jr., Frankie	1	0	1	
	Totals	67	8	75	SPECIAL TEAMS BIG PLAYS
					TDs (0):
					Safety (1): LB D.J. Alexander (blocked P M. King punt in end zone) vs. Oakland (1/3/16)
					FR (1): J. Fleming (WR J. Herndon muffed PR) at San Diego (11/22/15)
Regular season defensive and special teams statistics are based on press box statistics.					

WON 12, LOST 4				* RUSHING				No.	Yds	Avg	Long	TD						
09/10 W 28-21	Pittsburgh	66,829	Blount	165	703	4.3	38t	6										
09/20 W 40-32	at Buffalo	70,858	Lewis	49	234	4.8	13	2										
09/27 W 51-17	Jacksonville	66,829	Bolden	63	207	3.3	14	0										
10/11 W 30- 6	at Dallas	93,054	White	22	56	2.5	8	2										
10/18 W 34-27	at Indianapolis	66,726	Brady	34	53	1.6	13	3										
10/25 W 30-23	New York Jets	66,829	Iosefa	15	51	3.4	15	0										
10/29 W 36- 7	Miami	66,829	S. Jackson	21	50	2.4	7	1										
11/08 W 27-10	Washington	66,829	Edelman	3	23	7.7	12	0										
11/15 W 27-26	at New York Giants	81,061	Amendola	2	11	5.5	8	0										
11/23 W 20-13	Buffalo	66,829	LaFell	2	9	4.5	9	0										
11/29 L 24-30 OT	at Denver	76,970	D. Johnson TM	1	6	6.0	6	0										
12/06 L 28-35	Philadelphia	66,829	K. Martin LG	1	6	6.0	6	0										
12/13 W 27- 6	at Houston	71,908	K. Martin TM	1	6	6.0	6	0										
12/20 W 33-16	Tennessee	66,829	Garoppolo	5	-5	-1.0	-1	0										
12/27 L 20-26 OT	at New York Jets	78,160	TEAM	383	1404	3.7	38t	14										
01/03 L 10-20	at Miami	62,918	OPPONENTS	397	1580	4.0	48t	8										
N.E. Opp.				* RECEIVING				No.	Yds	Avg	Long	TD						
TOTAL FIRST DOWNS				347	303	Gronkowski	72	1176	16.3	76t	11							
Rushing				87	77	Amendola	65	648	10.0	41	3							
Passing				229	204	Edelman	61	692	11.3	59t	7							
Penalty				31	22	White	40	410	10.3	68	4							
3rd Down: Made/Att				88/215	84/225	LaFell	37	515	13.9	54	0							
3rd Down Pct.				40.9	37.3	Lewis	36	388	10.8	40	2							
4th Down: Made/Att				9/15	8/18	K. Martin LG	24	269	11.2	39	2							
4th Down Pct.				60.0	44.4	K. Martin TM	24	269	11.2	39	2							
POSSESSION AVG.				30:08	29:52	Chandler	23	259	11.3	30	4							
TOTAL NET YARDS				5991	5431	Bolden	19	180	9.5	63t	2							
Avg. Per Game				374.4	339.4	Dobson	13	141	10.8	24	0							
Total Plays				1050	1042	Blount	6	43	7.2	14	1							
Avg. Per Play				5.7	5.2	M. Williams	3	26	8.7	15	0							
NET YARDS RUSHING				1404	1580	Brady	1	36	36.0	36	0							
Avg. Per Game				87.8	98.8	S. Jackson	1	20	20.0	20	0							
Total Rushes				383	397	Harper	1	6	6.0	6	0							
NET YARDS PASSING				4587	3851	Cadet TM	1	2	2.0	2	0							
Avg. Per Game				286.7	240.7	Cleveland TM	1	1	1.0	1	0							
Sacked/Yards Lost				38/225	49/358	TEAM	404	4812	11.9	76t	36							
Gross Yards				4812	4209	OPPONENTS	361	4209	11.7	87t	24							
Att./Completions				629/404	596/361	* INTERCEPTIONS	No.	Yds	Avg	Long	TD							
Completion Pct.				64.2	60.6	Ryan	4	39	9.8	25	0							
Had Intercepted				7	12	Harmon	3	50	16.7	30	0							
PUNTS/AVERAGE				74/45.4	86/47.0	Butler	2	9	4.5	9	0							
NET PUNTING AVG.				74/39.9	86/39.9	Collins	1	51	51.0	51	0							
PENALTIES/YARDS				96/859	112/1013	McCourty	1	27	27.0	27	0							
FUMBLES/BALL LOST				14/7	28/9	Cha. Jones	1	0	0.0	0	0							
TOUCHDOWNS				52	36	TEAM	12	176	14.7	51	0							
Rushing				14	8	OPPONENTS	7	181	25.9	99t	2							
Passing				36	24	* PUNTING	No.	Yds	Avg	Net	TB	In	Lg	B				
Returns				2	4	Allen	73	3358	46.0	39.9	3	31	67	1				
* SCORE BY PERIODS				Q1	Q2	Q3	Q4	OT	PTS	TEAM	74	3358	45.4	39.9	3	31	67	1
TEAM				89	146	100	130	0	465	OPPONENTS	86	4043	47.0	39.9	7	20	70	0
OPPONENTS																		

	Att	Cmp	Yds	Cmp%	Yds/Att	TD	TD%	Int	Int%	Long	Sack/Lost	Rating
* PASSING												
Brady	624	402	4770	64.4	7.64	36	5.8	7	1.1	76t	38/ 225	102.2
Garoppolo	4	1	6	25.0	1.50	0	0.0	0	0.0	6	0/ 0	39.6
Amendola	1	1	36	100.0	36.00	0	0.0	0	0.0	36	0/ 0	118.8
TEAM	629	404	4812	64.2	7.65	36	5.7	7	1.1	76t	38/ 225	101.9
OPPONENTS	596	361	4209	60.6	7.06	24	4.0	12	2.0	87t	49/ 358	87.0

A red-tinted photograph of the Kansas City skyline and Arrowhead Stadium. The skyline is visible in the background, and the stadium is in the foreground. The stadium's large oval sign with the Chiefs logo is prominent. The text "KANSAS CITY" is in yellow, and "CHIEFS" is in large white letters with a red outline.

KANSAS CITY **CHIEFS**

2015 Rosters, Depth & Transactions

THIS IS CHIEFS KINGDOM

2015 KANSAS CITY CHIEFS ALLIGATOR ROSTER
(As of January 11, 2016)

NO.	NAME	POS.	HT.	WT.	AGE	EXP.	COLLEGE	HOW ACQ.	HOMETOWN
39	Abdullah, Husain	S	6-0	204	30	7	Washington State	UFA-14	Pomona, Calif.
57	Alexander, D.J.	LB	6-2	233	24	R	Oregon State	D5a-15	Palm Desert, Calif.
71	Allen, Jeff	OL	6-4	306	26	4	Illinois	D2-12	Chicago, Ill.
81	Avant, Jason	WR	6-0	210	32	10	Michigan	UFA-15	Chicago, Ill.
97	Bailey, Allen	DL	6-3	288	26	5	Miami (Fla.)	D3b-11	Sapelo Island, Ga.
29	Berry, Eric	S	6-0	212	27	6	Tennessee	D1-10	Fairburn, Ga.
27	Branch, Tyvon	S	6-0	210	29	8	Connecticut	FA-15	Cicero, N.Y.
2	Colquitt, Dustin	P	6-3	210	33	11	Tennessee	D3-05	Knoxville, Tenn.
17	Conley, Chris	WR	6-3	205	23	R	Georgia	D3a-15	Dallas, Ga.
31	Cooper, Marcus	CB	6-2	192	25	3	Rutgers	W (SF)-13	Hartford, Conn.
10	Daniel, Chase	QB	6-0	225	29	7	Missouri	UFA-13	Southlake, Texas
34	Davis, Knile	RB	5-10	227	24	3	Arkansas	D3b-13	Missouri City, Texas
70	DeVito, Mike	DE	6-3	305	31	9	Maine	UFA-13	Wellfleet, Mass.
76	Duvernay-Tardif, Laurent	G	6-5	321	24	2	McGill	D6b-14	Montreal, Quebec
72	Fisher, Eric	T	6-7	315	25	3	Central Michigan	D1-13	Rochester, Mich.
30	Fleming, Jamell	CB	5-11	206	26	4	Oklahoma	FA-14	Arlington, Texas
55	Ford, Dee	LB	6-2	252	24	2	Auburn	D1-14	Odenville, Ala.
73	Fulton, Zach	OL	6-5	316	24	2	Tennessee	D6a-14	Homewood, Ill.
91	Hali, Tamba	LB	6-3	275	32	10	Penn State	D1-06	Teaneck, N.J.
85	Hammond Jr., Frankie	WR	6-1	184	25	2	Florida	FA-15	Hallandale Beach, Fla.
84	Harris, Demetrius	TE	6-7	230	24	2	UW-Milwaukee	FA-14	Little Rock, Ark.
50	Houston, Justin	LB	6-3	258	26	5	Georgia	FA-15	Statesboro, Ga.
96	Howard, Jaye	DL	6-3	301	27	4	Florida	W (SEA)-13	Apopka, Fla.
56	Johnson, Derrick	LB	6-3	242	33	11	Texas	D1-05	Waco, Texas
87	Kelce, Travis	TE	6-5	260	26	3	Cincinnati	D3a-13	Cleveland Heights, Ohio
93	King, David	DT	6-4	281	26	1	Oklahoma	W (SEA)-15	Houston, Texas
19	Maclin, Jeremy	WR	6-0	198	27	7	Missouri	UFA-15	Kirkwood, Mo.
90	Mauga, Josh	LB	6-1	245	28	6	Nevada	FA-14	Fallon, Nev.
61	Morse, Mitch	C	6-6	305	23	R	Missouri	D2-15	Austin, Texas
54	Moses, Dezman	LB	6-2	249	27	4	Tulane	FA-15	Willingboro, N.J.
64	Munyer, Daniel	OL	6-1	305	23	R	Colorado	FA-15	Los Angeles, Calif.
7	Murray, Aaron	QB	6-1	207	25	2	Georgia	D5-14	Tampa, Fla.
20	Nelson, Steven	CB	5-11	194	22	R	Oregon State	D3b-15	Warner Robins, Ga.
99	Nunez-Roches, Rakeem	DL	6-2	307	22	R	Southern Miss	D6-15	Dangriga, Belize
82	Parker, Brian	TE	6-4	265	23	R	Albany	W (SD)-15	Henrietta, N.Y.
38	Parker, Ron	DB	6-0	206	28	5	Newberry	UFA-15	St. Helena Island, S.C.
22	Peters, Marcus	CB	6-0	197	23	R	Washington	D1-15	Oakland, Calif.
92	Poe, Dontari	DT	6-3	346	25	4	Memphis	D1-12	Memphis, Tenn.
60	Pughsley, Jarrod	OL	6-4	310	25	1	Akron	FA-15	Lima, Ohio
75	Reid, Jah	T	6-7	325	27	5	UCF	FA-15	Haines City, Fla.
5	Santos, Cairo	K	5-8	160	24	2	Tulane	CFA-14	St. Augustine, Fla.
42	Sherman, Anthony	FB	5-10	242	27	5	Connecticut	T (ARI)-13	North Attleborough, Mass.
11	Smith, Alex	QB	6-4	217	31	11	Utah	T (SF)-13	La Mesa, Calif.
21	Smith, Sean	CB	6-3	218	28	7	Utah	UFA-13	Pasadena, Calif.
49	Sorensen, Daniel	S	6-2	208	25	2	BYU	FA-14	Colton, Calif.
79	Stephenson, Donald	OL	6-6	312	27	4	Oklahoma	D3-12	Blue Springs, Mo.
32	Ware, Spencer	FB/RB	5-10	229	24	2	LSU	FA-15	Eunice, La.
35	West, Charcandrick	RB	5-10	205	24	2	Abilene Christian	FA-14	Springhill, La.
98	Williams, Nick	DL	6-4	309	25	2	Samford	FA-14	Birmingham, Ala.
12	Wilson, Albert	WR	5-9	200	23	2	Georgia State	CFA-14	Port St. Lucie, Fla.
53	Wilson, Ramik	LB	6-2	237	23	R	Georgia	D4-15	Tampa, Fla.
41	Winchester, James	LS	6-3	240	26	1	Oklahoma	FA-15	Washington, Okla.
51	Zombo, Frank	LB	6-3	254	28	6	Central Michigan	UFA-14	Sterling Heights, Mich.
Practice Squad									
52	Adams, Tyrell	LB	6-2	228	23	R	West Georgia	FA-15	Atlanta, Ga.
4	Brown, DaRon	WR	6-0	199	24	R	Northern Illinois	FA-15	Chicago, Ill.
69	Fragel, Reid	OL	6-8	308	24	1	Ohio State	FA-15	Grosse Pointe Farms, Mich.
65	Gibson, Laurence	T	6-6	315	24	R	Virginia Tech	FA-15	Fort Bragg, N.C.
45	Lemon, Orie	LB	6-1	242	28	4	Oklahoma State	FA-15	Hoston, Texas
77	Liedtke, Michael	OL	6-3	310	23	R	Illinois State	FA-15	Woodstock, Ill.
24	Reaves, Darrin	RB	5-10	215	22	2	UAB	FA-15	Birmingham, Ala.
94	Staten, Jimmy	DL	6-3	311	24	1	Middle Tennessee	FA-15	Waycross, Ga.
88	Travis, Ross	TE	6-7	235	23	R	Penn State	FA-15	Chaska, Minn.
83	Williams, Fred	WR	6-0	190	27	1	St. Cloud State	FA-15	Milwaukee, Wis.
Injured Reserve									
25	Charles, Jamaal	RB	5-11	199	29	8	Texas	D3a-08	Port Arthur, Texas
74	Fanaika, Paul	G	6-5	327	29	5	Arizona State	UFA-15	San Mateo, Calif.
23	Gaines, Phillip	CB	6-0	193	24	2	Rice	D3-14	Converse, Texas
66	Grubbs, Ben	G	6-3	310	31	9	Auburn	T (NO)-15	Eclectic, Ala.
59	March, Justin	LB	6-0	222	22	R	Akron	CFA-15	Danville, Ill.
80	O'Shaughnessy, James	TE	6-4	245	23	R	Illinois State	D5b-15	Naperville, Ill.
Reserve/Non-Football Injury									
9	Bray, Tyler	QB	6-6	215	24	3	Tennessee	CFA-13	Kingsburg, Calif.
Reserve/Non-Football Illness									
13	Thomas, DeAnthony	WR	5-8	176	23	2	Oregon	D4-14	Los Angeles, Calif.
HEAD COACH: Andy Reid									

OFFENSE: Doug Pederson (Offensive Coordinator); Eric Bieniemy (Running Backs); Eugene Chung (Asst. Offensive Line); David Culley (Asst. Head Coach/Wide Receivers); Andy Heck (Offensive Line); Corey Mattheae (Asst. Quarterbacks); Tom Melvin (Tight Ends); Matt Nagy (Quarterbacks).

DEFENSE: Bob Sutton (Defensive Coordinator); Tommy Brasher (Defensive Line); Mark DeLeone (Asst. Linebackers); Gary Gibbs (Linebackers); Al Harris (Defensive Asst./ Secondary); Britt Reid (Asst. Defensive Line); Emmitt Thomas (Defensive Backs).

SPECIALISTS: Dave Toub (Special Teams Coordinator); Brock Olivo (Assistant Special Teams).

MISCELLANEOUS: Brad Childress (Spread Game Analyst/Special Projects); Travis Crittenden (Asst. Strength & Conditioning); Mike Frazier (Statistical Analysis Coordinator); Barry Rubin (Head Strength & Conditioning); Brent Salazar (Asst. Strength & Conditioning).

**2015 KANSAS CITY BLUE JACKETS ROSTER
(As of January 11, 2016)**

NO.	NAME	POS.	HT.	WT.	AGE	EXP.	COLLEGE	HOW ACQ.	HOMETOWN
2	Dustin Colquitt	P	6-3	210	33	11	Tennessee	D3-05	Knoxville, Tenn.
5	Cairo Santos	K	5-8	160	24	2	Tulane	CFA-14	St. Augustine, Fla.
7	Aaron Murray	QB	6-1	207	25	2	Georgia	D5-14	Tampa, Fla.
10	Chase Daniel	QB	6-0	225	29	7	Missouri	UFA-13	Southlake, Texas
11	Alex Smith	QB	6-4	217	31	11	Utah	T (SF)-13	La Mesa, Calif.
12	Albert Wilson	WR	5-9	200	23	2	Georgia State	CFA-14	Port St. Lucie, Fla.
17	Chris Conley	WR	6-3	205	23	R	Georgia	D3a-15	Dallas, Ga.
19	Jeremy Maclin	WR	6-0	198	27	7	Missouri	UFA-15	Kirkwood, Mo.
20	Steven Nelson	CB	5-11	194	22	R	Oregon State	D3b-15	Warner Robins, Ga.
21	Sean Smith	CB	6-3	218	28	7	Utah	UFA-13	Pasadena, Calif.
22	Marcus Peters	CB	6-0	197	23	R	Washington	D1-15	Oakland, Calif.
27	Tyvon Branch	S	6-0	210	29	8	Connecticut	FA-15	Cicero, N.Y.
29	Eric Berry	S	6-0	212	27	6	Tennessee	D1-10	Fairburn, Ga.
30	Jamell Fleming	CB	5-11	206	26	4	Oklahoma	FA-14	Arlington, Texas
31	Marcus Cooper	CB	6-2	192	25	3	Rutgers	W (SF)-13	Hartford, Conn.
32	Spencer Ware	FB/RB	5-10	229	24	2	LSU	FA-15	Eunice, La.
34	Knile Davis	RB	5-10	227	24	3	Arkansas	D3b-13	Missouri City, Texas
35	Charcandrick West	RB	5-10	205	24	2	Abilene Christian	FA-14	Springhill, La.
38	Ron Parker	DB	6-0	206	28	5	Newberry	UFA-15	St. Helena Island, S.C.
39	Husain Abdullah	S	6-0	204	30	7	Washington State	UFA-14	Pomona, Calif.
41	James Winchester	LS	6-3	240	26	1	Oklahoma	FA-15	Washington, Okla.
42	Anthony Sherman	FB	5-10	242	27	5	Connecticut	T (ARI)-13	North Attleborough, Mass.
49	Daniel Sorensen	S	6-2	208	25	2	BYU	FA-14	Colton, Calif.
50	Justin Houston	LB	6-3	258	26	5	Georgia	FA-15	Statesboro, Ga.
51	Frank Zombo	LB	6-3	254	28	6	Central Michigan	UFA-14	Sterling Heights, Mich.
53	Ramik Wilson	LB	6-2	237	23	R	Georgia	D4-15	Tampa, Fla.
54	Dezman Moses	LB	6-2	249	27	4	Tulane	FA-15	Willingboro, N.J.
55	Dee Ford	LB	6-2	252	24	2	Auburn	D1-14	Odenville, Ala.
56	Derrick Johnson	LB	6-3	242	33	11	Texas	D1-05	Waco, Texas
57	D.J. Alexander	LB	6-2	233	24	R	Oregon State	D5a-15	Palm Desert, Calif.
60	Jarrod Pughley	OL	6-4	310	25	1	Akron	FA-15	Lima, Ohio
61	Mitch Morse	C	6-6	305	23	R	Missouri	D2-15	Austin, Texas
64	Daniel Munyer	OL	6-1	305	23	R	Colorado	FA-15	Los Angeles, Calif.
70	Mike DeVito	DE	6-3	305	31	9	Maine	UFA-13	Wellfleet, Mass.
71	Jeff Allen	OL	6-4	306	26	4	Illinois	D2-12	Chicago, Ill.
72	Eric Fisher	T	6-7	315	25	3	Central Michigan	D1-13	Rochester, Mich.
73	Zach Fulton	OL	6-5	316	24	2	Tennessee	D6a-14	Homewood, Ill.
75	Jah Reid	T	6-7	325	27	5	UCF	FA-15	Haines City, Fla.
76	Laurent Duvernay-Tardif	G	6-5	321	24	2	McGill	D6b-14	Montreal, Quebec
79	Donald Stephenson	OL	6-6	312	27	4	Oklahoma	D3-12	Blue Springs, Mo.
81	Jason Avant	WR	6-0	210	32	10	Michigan	UFA-15	Chicago, Ill.
82	Brian Parker	TE	6-4	265	23	R	Albany	W (SD)-15	Henrietta, N.Y.
84	Demetrius Harris	TE	6-7	230	24	2	UW-Milwaukee	FA-14	Little Rock, Ark.
85	Frankie Hammond Jr.	WR	6-1	184	25	2	Florida	FA-15	Hallandale Beach, Fla.
87	Travis Kelce	TE	6-5	260	26	3	Cincinnati	D3a-13	Cleveland Heights, Ohio
90	Josh Mauga	LB	6-1	245	28	6	Nevada	FA-14	Fallon, Nev.
91	Tamba Hali	LB	6-3	275	32	10	Penn State	D1-06	Teaneck, N.J.
92	Dontari Poe	DT	6-3	346	25	4	Memphis	D1-12	Memphis, Tenn.
93	David King	DT	6-4	281	26	1	Oklahoma	W (SEA)-15	Houston, Texas
96	Jaye Howard	DL	6-3	301	27	4	Florida	W (SEA)-13	Apopka, Fla.
97	Allen Bailey	DL	6-3	288	26	5	Miami (Fla.)	D3b-11	Sapelo Island, Ga.
98	Nick Williams	DL	6-4	309	25	2	Samford	FA-14	Birmingham, Ala.
99	Rakeem Nunez-Roches	DL	6-2	307	22	R	Southern Miss	D6-15	Dangriga, Belize

Practice Squad

4	Da'Ron Brown	WR	6-0	199	24	R	Northern Illinois	FA-15	Chicago, Ill.
24	Darrin Reaves	RB	5-10	215	22	2	UAB	FA-15	Birmingham, Ala.
45	Orie Lemon	LB	6-1	242	28	4	Oklahoma State	FA-15	Houston, Texas
52	Tyrell Adams	LB	6-2	228	23	R	West Georgia	FA-15	Atlanta, Ga.
65	Laurence Gibson	T	6-6	315	24	R	Virginia Tech	FA-15	Fort Bragg, N.C.
69	Reid Fragel	OL	6-8	308	24	1	Ohio State	FA-15	Grosse Pointe Farms, Mich.
77	Michael Liedtke	OL	6-3	310	23	R	Illinois State	FA-15	Woodstock, Ill.
83	Fred Williams	WR	6-0	190	27	1	St. Cloud State	FA-15	Milwaukee, Wis.
88	Ross Travis	TE	6-7	235	23	R	Penn State	FA-15	Chaska, Minn.
94	Jimmy Staten	DL	6-3	311	24	1	Middle Tennessee	FA-15	Waycross, Ga.

Injured Reserve

23	Phillip Gaines	CB	6-0	193	24	2	Rice	D3-14	Converse, Texas
25	Jamaal Charles	RB	5-11	199	29	8	Texas	D3a-08	Port Arthur, Texas
59	Justin March	LB	6-0	222	22	R	Akron	CFA-15	Danville, Ill.
66	Ben Grubbs	G	6-3	310	31	9	Auburn	T (NO)-15	Eclectic, Ala.
74	Paul Fanaika	G	6-5	327	29	5	Arizona State	UFA-15	San Mateo, Calif.
80	James O'Shaughnessy	TE	6-4	245	23	R	Illinois State	D5b-15	Naperville, Ill.

Reserve/Non-Football Injury

9	Tyler Bray	QB	6-6	215	24	3	Tennessee	CFA-13	Kingsburg, Calif.
---	------------	----	-----	-----	----	---	-----------	--------	-------------------

Reserve/Non-Football Illness

13	De'Anthony Thomas	WR	5-8	176	23	2	Oregon	D4-14	Los Angeles, Calif.
----	-------------------	----	-----	-----	----	---	--------	-------	---------------------

HEAD COACH: Andy Reid

OFFENSE: Doug Pederson (Offensive Coordinator); Eric Bieniemy (Running Backs); Eugene Chung (Asst. Offensive Line); David Culley (Asst. Head Coach/Wide Receivers); Andy Heck (Offensive Line); Corey Mattheae (Asst. Quarterbacks); Tom Melvin (Tight Ends); Matt Nagy (Quarterbacks).

DEFENSE: Bob Sutton (Defensive Coordinator); Tommy Brasher (Defensive Line); Mark DeLeone (Asst. Linebackers); Gary Gibbs (Linebackers); Al Harris (Defensive Asst./ Secondary); Britt Reid (Asst. Defensive Line); Emmitt Thomas (Defensive Backs).

SPECIALISTS: Dave Toub (Special Teams Coordinator); Brock Olivo (Assistant Special Teams).

MISCELLANEOUS: Brad Childress (Spread Game Analyst/Special Projects); Travis Crittenden (Asst. Strength & Conditioning); Mike Frazier (Statistical Analysis Coordinator); Barry Rubin (Head Strength & Conditioning); Brent Salazar (Asst. Strength & Conditioning).

2015 KANSAS CITY CHIEFS BY-POSITION ROSTER

(As of January 11, 2016)

QUARTERBACKS (3)

NO.	NAME	POS.	HT.	WT.	AGE	EXP.	COLLEGE	HOMETOWN	HOW ACQ.
10	Daniel, Chase	QB	6-0	225	29	7	Missouri	Southlake, Texas	UFA-13
7	Murray, Aaron	QB	6-1	207	25	2	Georgia	Tampa, Fla.	D5-14
11	Smith, Alex	QB	6-4	217	31	11	Utah	La Mesa, Calif.	T (SF)-13

RUNNING BACKS (4)

NO.	NAME	POS.	HT.	WT.	AGE	EXP.	COLLEGE	HOMETOWN	HOW ACQ.
34	Davis, Knile	RB	5-10	227	24	3	Arkansas	Missouri City, Texas	D3b-13
42	Sherman, Anthony	FB	5-10	242	27	5	Connecticut	North Attleborough, Mass.	T (ARI)-13
32	Ware, Spencer	FB/RB	5-10	229	24	2	LSU	Eunice, La.	FA-15
35	West, Charcandrick	RB	5-10	205	24	2	Abilene Christian	Springhill, La.	FA-14

WIDE RECEIVERS (5)

NO.	NAME	POS.	HT.	WT.	AGE	EXP.	COLLEGE	HOMETOWN	HOW ACQ.
81	Avant, Jason	WR	6-0	210	32	10	Michigan	Chicago, Ill.	UFA-15
17	Conley, Chris	WR	6-3	205	23	R	Georgia	Dallas, Ga.	D3a-15
85	Hammond Jr., Frankie	WR	6-1	184	25	2	Florida	Hallandale Beach, Fla.	FA-15
19	Maclin, Jeremy	WR	6-0	198	27	7	Missouri	Kirkwood, Mo.	UFA-15
12	Wilson, Albert	WR	5-9	200	23	2	Georgia State	Port St. Lucie, Fla.	CFA-14

TIGHT ENDS (3)

NO.	NAME	POS.	HT.	WT.	AGE	EXP.	COLLEGE	HOMETOWN	HOW ACQ.
84	Harris, Demetrius	TE	6-7	230	24	2	UW-Milwaukee	Little Rock, Ark.	FA-14
87	Kelce, Travis	TE	6-5	260	26	3	Cincinnati	Cleveland Heights, Ohio	D3a-13
82	Parker, Brian	TE	6-4	265	23	R	Albany	Henrietta, N.Y.	W (SD)-15

OFFENSIVE LINE (9)

NO.	NAME	POS.	HT.	WT.	AGE	EXP.	COLLEGE	HOMETOWN	HOW ACQ.
71	Allen, Jeff	OL	6-4	306	26	4	Illinois	Chicago, Ill.	D2-12
76	Duvernay-Tardif, Laurent	G	6-5	321	24	2	McGill	Montreal, Quebec	D6b-14
72	Fisher, Eric	T	6-7	315	25	3	Central Michigan	Rochester, Mich.	D1-13
73	Fulton, Zach	OL	6-5	316	24	2	Tennessee	Homewood, Ill.	D6a-14
61	Morse, Mitch	C	6-6	305	23	R	Missouri	Austin, Texas	D2-15
64	Munyer, Daniel	OL	6-1	305	23	R	Colorado	Los Angeles, Calif.	FA-15
60	Pughsley, Jarrod	OL	6-4	310	25	1	Akron	Lima, Ohio	FA-15
75	Reid, Jah	T	6-7	325	27	5	UCF	Haines City, Fla.	FA-15
79	Stephenson, Donald	OL	6-6	312	27	4	Oklahoma	Blue Springs, Mo.	D3-12

DEFENSIVE LINE (7)

NO.	NAME	POS.	HT.	WT.	AGE	EXP.	COLLEGE	HOMETOWN	HOW ACQ.
97	Bailey, Allen	DL	6-3	288	26	5	Miami (Fla.)	Sapelo Island, Ga.	D3b-11
70	DeVito, Mike	DE	6-3	305	31	9	Maine	Wellfleet, Mass.	UFA-13
96	Howard, Jaye	DL	6-3	301	27	4	Florida	Apopka, Fla.	W (SEA)-13
93	King, David	DT	6-4	281	26	1	Oklahoma	Houston, Texas	W (SEA)-15
99	Nunez-Roches, Rakeem	DL	6-2	307	22	R	Southern Miss	Dangriga, Belize	D6-15
92	Poe, Dontari	DT	6-3	346	25	4	Memphis	Memphis, Tenn.	D1-12
98	Williams, Nick	DL	6-4	309	25	2	Samford	Birmingham, Ala.	FA-14

LINEBACKERS (9)

NO.	NAME	POS.	HT.	WT.	AGE	EXP.	COLLEGE	HOMETOWN	HOW ACQ.
57	Alexander, D.J.	LB	6-2	233	24	R	Oregon State	Palm Desert, Calif.	D5a-15
55	Ford, Dee	LB	6-2	252	24	2	Auburn	Odenville, Ala.	D1-14
91	Hali, Tamba	LB	6-3	275	32	10	Penn State	Teaneck, N.J.	D1-06
50	Houston, Justin	LB	6-3	258	26	5	Georgia	Statesboro, Ga.	FA-15
56	Johnson, Derrick	LB	6-3	242	33	11	Texas	Waco, Texas	D1-05
90	Mauga, Josh	LB	6-1	245	28	6	Nevada	Fallon, Nev.	FA-14
54	Moses, Dezman	LB	6-2	249	27	4	Tulane	Willingboro, N.J.	FA-15
53	Wilson, Ramik	LB	6-2	237	23	R	Georgia	Tampa, Fla.	D4-15
51	Zombo, Frank	LB	6-3	254	28	6	Central Michigan	Sterling Heights, Mich.	UFA-14

DEFENSIVE BACKS (10)

NO.	NAME	POS.	HT.	WT.	AGE	EXP.	COLLEGE	HOMETOWN	HOW ACQ.
39	Abdullah, Husain	S	6-0	204	30	7	Washington State	Pomona, Calif.	UFA-14
29	Berry, Eric	S	6-0	212	27	6	Tennessee	Fairburn, Ga.	D1-10
27	Branch, Tyvon	S	6-0	210	29	8	Connecticut	Cicero, N.Y.	FA-15
31	Cooper, Marcus	CB	6-2	192	25	3	Rutgers	Hartford, Conn.	W (SF)-13
30	Fleming, Jamell	CB	5-11	206	26	4	Oklahoma	Arlington, Texas	FA-14
20	Nelson, Steven	CB	5-11	194	22	R	Oregon State	Warner Robins, Ga.	D3b-15
38	Parker, Ron	DB	6-0	206	28	5	Newberry	St. Helena Island, S.C.	UFA-15
22	Peters, Marcus	CB	6-0	197	23	R	Washington	Oakland, Calif.	D1-15
21	Smith, Sean	CB	6-3	218	28	7	Utah	Pasadena, Calif.	UFA-13
49	Sorensen, Daniel	S	6-2	208	25	2	BYU	Colton, Calif.	FA-14

SPECIALISTS (3)

NO.	NAME	POS.	HT.	WT.	AGE	EXP.	COLLEGE	HOMETOWN	HOW ACQ.
2	Colquitt, Dustin	P	6-3	210	33	11	Tennessee	Knoxville, Tenn.	D3-05
5	Santos, Cairo	K	5-8	160	24	2	Tulane	St. Augustine, Fla.	CFA-14
41	Winchester, James	LS	6-3	240	26	1	Oklahoma	Washington, Okla.	FA-15

PRACTICE SQUAD (10)

NO.	NAME	POS.	HT.	WT.	AGE	EXP.	COLLEGE	HOMETOWN	HOW ACQ.
52	Adams, Tyrell	LB	6-2	228	23	R	West Georgia	Atlanta, Ga.	FA-15
4	Brown, Da'Ron	WR	6-0	199	24	R	Northern Illinois	Chicago, Ill.	FA-15
69	Fragel, Reid	OL	6-8	308	24	1	Ohio State	Grosse Pointe Farms, Mich	FA-15
65	Gibson, Laurence	T	6-6	315	24	R	Virginia Tech	Fort Bragg, N.C.	FA-15
45	Lemon, Orie	LB	6-1	242	28	4	Oklahoma State	Houston, Texas	FA-15
77	Liedtke, Michael	OL	6-3	310	23	R	Illinois State	Woodstock, Ill.	FA-15
24	Reaves, Darrin	RB	5-10	215	22	2	UAB	Birmingham, Ala.	FA-15
94	Staten, Jimmy	DL	6-3	311	24	1	Middle Tennessee	Waycross, Ga.	FA-15
88	Travis, Ross	TE	6-7	235	23	R	Penn State	Chaska, Minn.	FA-15
83	Williams, Fred	WR	6-0	190	27	1	St. Cloud State	Milwaukee, Wis.	FA-15

2015 KANSAS CITY CHIEFS UNOFFICIAL DEPTH CHART

(As of January 11, 2016)

OFFENSE

WR	19 Jeremy Maclin	81 Jason Avant	
LT	72 Eric Fisher	79 Donald Stephenson	
LG	71 Jeff Allen	60 Jarrod Pughsley	
C	<u>61 Mitch Morse</u>	73 Zach Fulton	64 <u>Daniel Munyer</u>
RG	76 Laurent Duvernay-Tardif	73 Zach Fulton	
RT	75 Jah Reid	71 Jeff Allen	
TE	87 Travis Kelce	84 Demetrius Harris	82 <u>Brian Parker</u>
WR	12 Albert Wilson	17 <u>Chris Conley</u>	85 Frankie Hammond Jr.
QB	11 Alex Smith	10 Chase Daniel	7 Aaron Murray
RB	35 Charcandrick West	32 Spencer Ware	34 Knile Davis
FB	42 Anthony Sherman	32 Spencer Ware	

DEFENSE

LDE	70 Mike DeVito	<u>99 Rakeem Nunez-Roches</u>	
NT	96 Jaye Howard	92 Dontari Poe	93 David King
RDE	97 Allen Bailey	98 Nick Williams	
LOLB	50 Justin Houston	51 Frank Zombo	54 Dezman Moses
LILB	56 Derrick Johnson	<u>57 D.J. Alexander</u>	
RILB	90 Josh Mauga	<u>53 Ramik Wilson</u>	
ROLB	91 Tamba Hali	55 Dee Ford	
LCB	<u>22 Marcus Peters</u>	31 Marcus Cooper	
RCB	21 Sean Smith	30 Jamell Fleming	20 <u>Steven Nelson</u>
SS	38 Ron Parker	27 Tyvon Branch	
FS	29 Eric Berry	39 Husain Abdullah	49 Daniel Sorensen

SPECIALISTS

P	2 Dustin Colquitt	5 Cairo Santos
K	5 Cairo Santos	2 Dustin Colquitt
KO	5 Cairo Santos	2 Dustin Colquitt
LS	41 James Winchester	
H	2 Dustin Colquitt	10 Chase Daniel
PR	85 Frankie Hammond Jr.	19 Jeremy Maclin
KR	34 Knile Davis	85 Frankie Hammond Jr.

Rookies Underlined

Reads Left to Right, Top Line then Bottom

PRONUNCIATION GUIDE

Husain Abdullah	Ab-DUEL-uh
Knile Davis	Nile
Laurent Duvernay-Tardif	Doo-ver-nay Tar-diff
Tamba Hali	TOM-buh HA-LEE
Travis Kelce	Kel-SEE
Josh Mauga	MAW-gah
Dontari Poe	Don-TAR-ee
Rakeem Nunez-Roches	Ra-Keem NOONEZ-ROACHES
Ramik Wilson	Ra-meek
Charcandrick West	Char-can-drick

HOW THE 2015 CHIEFS WERE BUILT

YEAR	DRAFT	FREE AGENTS	TRADE/WAIVERS
2005	LB Derrick Johnson (1) P Dustin Colquitt (3)		
2006	LB Tamba Hali (1)		
2007			
2008			
2009			
2010	S Eric Berry (1)		
2011	LB Justin Houston (3a) DL Allen Bailey (3b)		
2012	DT Dontari Poe (1) OL Jeff Allen (2) OL Donald Stephenson (3)		
2013	T Eric Fisher (1) TE Travis Kelce (3a) RB Knile Davis (3b)	QB Chase Daniel (UFA) DL Mike DeVito (UFA) CB Sean Smith (UFA)	CB Marcus Cooper (W/SF) DL Jaye Howard (W/SEA) FB Anthony Sherman (T/ARI) QB Alex Smith (T/SF)
2014	LB Dee Ford (1) QB Aaron Murray (5) G Zach Fulton (6a) G Laurent Duvernay-Tardif (6b)	S Husain Abdullah (UFA) CB Jamell Fleming (FA) TE Demetrius Harris (FA) LB Josh Mauga (FA) K Cairo Santos (CFA) S Daniel Sorensen (FA) RB Charcandrick West (FA) DL Nick Williams (FA) WR Albert Wilson (CFA) LB Frank Zombo (UFA)	
2015	CB Marcus Peters (1) C Mitch Morse (2) WR Chris Conley (3a) CB Steven Nelson (3b) LB Ramik Wilson (4) LB D.J. Alexander (5a) DL Rakeem Nunez-Roches (6)	WR Jason Avant (UFA) S Tyvon Branch (FA) WR Frankie Hammond Jr. (FA) WR Jeremy Maclin (UFA) LB Dezman Moses (FA) OL Daniel Munyer (FA) DB Ron Parker (UFA) OL Jarrod Pughsley (FA) T Jah Reid (FA) FB Spencer Ware (FA) LS James Winchester (FA)	DT David King (W/SEA) TE Brian Parker (W/SD)
TOTAL ROSTER BREAKDOWN		8 Unrestricted Free Agents	4 Waiver Claims
23 Draft Choices		14 Free Agents	2 Trades
		2 College Free Agents	

CHIEFS 2015 ROSTER BY EXPERIENCE

11th Year (3)

P Dustin Colquitt
LB Derrick Johnson
QB Alex Smith

6th Year (3)

S Eric Berry
LB Josh Mauga
LB Frank Zombo

3rd Year (4)

CB Marcus Cooper
RB Knile Davis
T Eric Fisher
TE Travis Kelce

1st Year (3)

DT David King
OL Jarrod Pughsley
LS James Winchester

10th Year (2)

WR Jason Avant
LB Tamba Hali

5th Year (5)

DL Allen Bailey
LB Justin Houston
DB Ron Parker
T Jah Reid
FB Anthony Sherman

2nd Year (12)

G Laurent Duvernay-Tardif
LB Dee Ford
G Zach Fulton
WR Frankie Hammond Jr.
TE Demetrius Harris
QB Aaron Murray
K Cairo Santos
S Daniel Sorensen
FB Spencer Ware
RB Charcandrick West
WR Albert Wilson
DL Nick Williams

Rookies (9)

LB D.J. Alexander
WR Chris Conley
C Mitch Morse
OL Daniel Munyer
CB Steven Nelson
DL Rakeem Nunez-Roches
TE Brian Parker
CB Marcus Peters
LB Ramik Wilson

9th Year (1)

DE Mike DeVito

8th Year (1)

S Tyvon Branch

7th Year (4)

S Husain Abdullah
QB Chase Daniel
WR Jeremy Maclin
CB Sean Smith

4th Year (6)

OL Jeff Allen
CB Jamell Fleming
DL Jaye Howard
LB Dezman Moses
DT Dontari Poe
OL Donald Stephenson

CHIEFS 2015 ROSTER BY DRAFT ROUND

[Overall selection in brackets]

1st Round (9)

[1] QB Alex Smith (2005 - SF), [1] T Eric Fisher (2013), [5] S Eric Berry (2010), [11] DT Dontari Poe (2012), [15] LB Derrick Johnson (2005), [18] CB Marcus Peters (2015), [19] WR Jeremy Maclin (2009 - PHI), [20] LB Tamba Hali (2006), [23] LB Dee Ford (2014).

2nd Round (3)

[44] OL Jeff Allen (2012), [49] C Mitch Morse (2015), [61] CB Sean Smith (2009 - MIA).

3rd Round (10)

[63] TE Travis Kelce (2013), [70] LB Justin Houston (2011), [74] OL Donald Stephenson (2012), [76] WR Chris Conley (2015), [80] CB Jamell Fleming (2012 - ARZ), [85] T Jah Reid (2011 - BAL), [86] DL Allen Bailey (2011), [96] RB Knile Davis (2013), [98] CB Steven Nelson (2015), [99] P Dustin Colquitt (2005).

4th Round (4)

[100] S Tyvon Branch (2008 - OAK), [109] WR Jason Avant (2006 - PHI), [113], [114] DL Jaye Howard (2012 - SEA), [118] LB Ramik Wilson (2015). [120].

5th Round (3)

[136] FB Anthony Sherman (2011 - ARI), [152] QB Aaron Murray (2014), [172] LB D.J. Alexander (2015).

6th Round (4)

[193] G Zach Fulton (2014), [194] FB Spencer Ware (2013 - SEA), [200] G Laurent Duvernay-Tardif (2014), [217] DL Rakeem Nunez-Roches (2015).

7th Round (3)

[223] DL Nick Williams (2013 - PIT), [239] DT David King (2013 - PHI), [252] CB Marcus Cooper (2013 - SF).

Undrafted (17)

S Husain Abdullah (2008 - MIN), LB Dezman Moses (2009 - GB), QB Chase Daniel (2009 - WAS), DE Mike DeVito (2009 - NYJ), LB Josh Mauga (2009 - NYJ), LB Frank Zombo (2010 - GB), DB Ron Parker (2011 - SEA), WR Frankie Hammond Jr. (2013), TE Demetrius Harris (2013), LS James Winchester (2013 - PHI), K Cairo Santos (2014), S Daniel Sorensen (2014), WR Albert Wilson (2014), RB Charcandrick West (2014), OL Jarrod Pughsley (2014 - DAL), TE Brian Parker (2015 - SD), OL Daniel Munyer (2015).

KANSAS CITY CHIEFS 2015 TRANSACTIONS

(as of 1/11/16)

Date	Player	Transaction
Dec. 29	BARDEN Brandon, TE	Reserve/Future Signing
Dec. 29	BINNS, Armon, WR	Reserve/Future Signing
Dec. 29	DICKSON, JoJo, LB	Reserve/Future Signing
Dec. 29	FANGUPO, Hebron, DT	Reserve/Future Signing
Dec. 29	HENRY, Ricky, G	Reserve/Future Signing
Dec. 29	LOUKS, Corbin, WR	Reserve/Future Signing
Dec. 29	OLATOYE, Deji, CB	Reserve/Future Signing
Dec. 29	PUGHSLEY, Jarrod, G	Reserve/Future Signing
Dec. 29	SCHILTZ, Adam, TE	Reserve/Future Signing
Dec. 29	SHERROD, Derek, T	Reserve/Future Signing
Dec. 29	WARE, Spencer, FB	Reserve/Future Signing
Dec. 29	WILLIAMS, Fred, WR	Reserve/Future Signing
Dec. 29	WORTHY, Jerel, DL	Reserve/Future Signing
Dec. 30	FEIGT, Curtis, OL	Reserve/Future Signing
Dec. 30	HUS, Jorgen, LS	Reserve/Future Signing
Dec. 31	HARTSON, Brandon, LS	Reserve/Future Signing
Jan. 6	HESTER, Aaron, CB	Reserve/Future Signing
Jan. 8	PRYOR, Terrelle, QB	Reserve/Future Signing
Jan. 8	ROGERS, Da'Rick, WR	Reserve/Future Signing
Feb. 2	MARTIN, Vaughn, DE	Reserve/Future Signing
Feb. 10	REID, Britt	Promoted to Assistant Defensive Line Coach
Feb. 10	DELEONE, Mark	Promoted to Assistant Linebackers Coach
Feb. 10	MATTHAEI, Corey	Promoted to Assistant Quarterbacks Coach
Feb. 12	RICHARDSON, Shaquille, CB	Signed
Feb. 17	VERY, Donnie, WR	Released
Feb. 17	JENKINS, A.J., WR	Waived
Feb. 26	FASANO, Anthony, TE	Released
Mar. 2	HOUSTON, Justin, LB	Franchise Designation
Mar. 5	MAYS, Joe, LB	Released
Mar. 6	WALKER, Vance, DL	Released
Mar. 9	MAUGA, Josh, LB	Contract Renegotiated
Mar. 10	BRANCH, Tyvon, S	Signed
Mar. 11	MACLIN, Jeremy, WR	Signed
Mar. 11	HARRIS, Demetrius, TE	Signed
Mar. 12	MOSES, Dezman, LB	Signed
Mar. 12	BOWE, Dwayne, WR	Released
Mar. 12	GRUBBS, Ben, G	Acquired via Trade with New Orleans
Mar. 12	FANAIIKA, Paul, G	Signed
Mar. 12	WINCHESTER, James, LS	Signed
Mar. 13	AVANT, Jason, WR	Signed
Mar. 13	GORDON, Richard, TE	Signed
Mar. 13	MCCRAY, Kelcie, S	Signed
Mar. 16	PARKER, Ron, DB	Signed
Mar. 19	MOSES, Dezman, LB	Signed
Apr. 6	MARTIN, Josh, LB	Signed
Apr. 16	HARTSON, Brandon, LS	Waived
Apr. 20	HAMMOND, Frankie, WR	Signed
Apr. 20	HEMINGWAY, Junior, WR	Signed
Apr. 21	RICHARDSON, Shaquille, CB	Waived
Apr. 30	PETERS, Marcus, CB	Drafted in 1 st Round
May 1	MORSE, Mitch, C	Drafted in 2 nd Round
May 1	CONLEY, Chris, WR	Drafted in 3 rd Round
May 1	NELSON, Steven, CB	Drafted in 3 rd Round
May 2	WILSON, Ramik, LB	Drafted in 4 th Round
May 2	ALEXANDER, D.J., LB	Drafted in 5 th Round
May 2	O'SHAUGHNESSY, James, TE	Drafted in 5 th Round
May 2	NUNEZ-ROCHES, Rakeem DL	Drafted in 6 th Round
May 2	BROWN, Da'Ron, WR	Drafted in 7 th Round
May 5	DICKSON, JoJo, LB	Waived
May 5	HUS, Jorgen, LS	Waived
May 5	LOUKS, Corbin, WR	Waived
May 5	PRYOR, Terrelle, QB	Waived
May 11	MORSE, Mitch, OL	Signed
May 11	WILSON, Ramik, LB	Signed
May 11	ALEXANDER, D.J., LB	Signed
May 11	O'SHAUGHNESSY, James, TE	Signed
May 11	NUNEZ-ROCHES, Rakeem, DL	Signed
May 11	BROWN, Da'Ron, WR	Signed
May 11	BAUSBY, De'Vante, CB	Signed
May 11	COOK, Kenny, WR	Signed
May 11	COX, Justin, CB	Signed
May 11	EAST, Andrew, LS	Signed
May 11	FRYE, Garrett, C	Signed
May 11	GARNER, Manasseh, FB	Signed
May 11	IRVING, David, DL	Signed
May 11	LUCKETT, Tello, WR	Signed
May 11	MARCH, Justin, LB	Signed
May 11	SWEETON, Charles, OL	Signed
May 13	CONLEY, Chris, WR	Signed
May 15	TUAAU, Charles, NT	Signed
May 15	BARDEN, Brandon, TE	Waived
May 15	FANGUPO, Hebron, DT	Waived
May 16	PETTWAY, Earnest	Signed
May 18	FEIGT, Curtis, OL	Waived
May 19	HILL, Keshawn, RB	Signed
May 19	MUNYER, Daniel, C	Signed
May 19	PETTWAY, Earnest, TE	Waived
May 19	MEGGS, Melvin, G	Signed
May 19	PALMER, Kelvin, T	Signed
May 19	GARNER, Manasseh, FB	Waived
May 19	SWEETON, Charles, G	Waived
May 20	TAYLOR, Ryan, TE	Signed
May 20	HENRY, Ricky, G	Released
June 16	ROOKS, Tavon, T	Signed
June 16	PALMER, Kelvin, T	Waived
June 16	ROGERS, Da'Rick, WR	Waived
June 16	REED, Marcus, G	Claimed off Waivers from GB
June 18	BAUSBY, De'Vante, CB	Waived
June 18	PENNY, Kenneth, CB	Signed
June 18	MEGGS, Melvin, G	Waived
June 19	SMITH, Jeret, WR	Signed
July 10	PENNY, Kenneth, CB	Waived
July 10	SHORT, Kevin, DB	Signed
July 15	HOUSTON, Justin, LB	Signed
July 21	COX, Justin, CB	Waived
July 28	PENNY, Kenneth, CB	Signed
July 29	GRAY, Cyrus, RB	Waived
July 30	TAYLOR, LaVance, RB	Signed
July 31	HILL, Keshawn, RB	Waived
July 31	FANGUPO, Hebron, DT	Signed
Aug. 2	TAYLOR, LaVance, RB	Waived
Aug. 2	REAVES, Darrin, RB	Signed
Aug. 3	WORTHY, Jerel, DT	Waived
Aug. 3	WASHINGTON, L'Damian, WR	Signed
Aug. 8	BINNS, Armon, WR	Waived
Aug. 8	HAROLD, Sage, LB	Waived
Aug. 8	DIMA, Anthony, T	Signed
Aug. 8	DRAKE, Adam, WR	Signed
Aug. 17	DRAKE, Adam, WR	Waived
Aug. 17	DAVIS, Ja'Gared, LB	Signed
Aug. 29	COOK, Kenny, WR	Waived
Aug. 29	DIMA, Anthony, OL	Waived
Aug. 29	EAST, Andrew, LS	Waived
Aug. 29	HESTER, Aaron, CB	Waived
Aug. 29	MARTIN, Vaughn, DE	Waived
Aug. 29	PENNY, Kenneth, CB	Waived
Aug. 29	REED, Marcus, G	Waived
Aug. 29	SCHILTZ, Adam, TE	Waived
Aug. 29	SMITH, Jeret, WR	Waived
Aug. 29	TUAAU, Charles, DT	Waived
Aug. 29	WASHINGTON, L'Damian, WR	Waived
Sept. 1	BRAY, Tyler, QB	Placed on Reserve/Non-Football Injury
Sept. 1	MARCH, Justin, LB	Placed on Injured Reserve
Sept. 1	HEMINGWAY, Junior, WR	Waived
Sept. 1	ROOKS, Tavon, T	Waived
Sept. 5	SHERROD, Derek, T	Released
Sept. 5	TAYLOR, Ryan, TE	Released
Sept. 5	GORDON, Richard, TE	Placed on Injured Reserve
Sept. 5	BROWN, Da'Ron, WR	Waived
Sept. 5	CATAPANO, Mike, DL	Waived
Sept. 5	COMMINGS, Sanders, DB	Waived
Sept. 5	DAVIS, Ja'Gared, LB	Waived
Sept. 5	FANGUPO, Hebron, DT	Waived
Sept. 5	FRYE, Garrett, OL	Waived
Sept. 5	HILL, Keshawn, RB	Waived from Injured Reserve

Sept. 5	IRVING, David, DL	Waived	Dec. 8	PUGHSLEY, Jarrod, OL	Signed
Sept. 5	JOHNSON, James-Michael, LB	Waived	Dec. 9	MUNYER, Daniel, OL	Signed to the Practice Squad
Sept. 5	KUSH, Eric, C	Waived	Dec. 17	REID, Jah, T	Contract Renegotiated
Sept. 5	LUCKETT, Tello, WR	Waived	Dec. 31	THOMAS, De'Anthony, WR	Placed on Reserve/Non-Football Illness
Sept. 5	MUNYER, Daniel, OL	Waived	Jan. 2	FRAGEL, Reid, OL	Contract Terminated from Practice Squad
Sept. 5	OLATOYE, Deji, DB	Waived	Jan. 2	FRAGEL, Reid, OL	Signed to the Practice Squad
Sept. 5	PUGHSLEY, Jarrod, OL	Waived	Jan. 5	MUNYER, Daniel, OL	Contract Terminated from Practice Squad by Player
Sept. 5	REAVES, Darrin, RB	Waived	Jan. 5	MUNYER, Daniel, OL	Signed
Sept. 5	SHORT, Kevin, DB	Waived	Jan. 5	COOK, Kenny, WR	Reserve/Future Signing
Sept. 5	WARE, Spencer, RB	Waived	Jan. 5	DAVIS, Dominique, DE	Reserve/Future Signing
Sept. 5	WILLIAMS, Fred, WR	Waived	Jan. 5	GORDON, Cameron, LB	Reserve/Future Signing
Sept. 5	McCRAY, Kelcie, S	Traded to Seattle	Jan. 5	KOVACS, Jordan, S	Reserve/Future Signing
Sept. 5	SMITH, Sean, CB	Placed on Reserve/Suspended	Jan. 5	MILLARD, Trey, FB	Reserve/Future Signing
Sept. 6	PARKER, Brian, TE	Acquired via Waivers from San Diego	Jan. 5	TA'AMU, Alameda, DT	Reserve/Future Signing
Sept. 6	MOSES, Dezman, LB	Waived	Jan. 5	LEMON, Orie, LB	Signed to the Practice Squad
Sept. 6	BROWN, Da'Ron, WR	Signed to the Practice Squad	Jan. 8	HARRIS, Demetrius, TE	Contract Renegotiated
Sept. 6	FANGUPO, Hebron, DT	Signed to the Practice Squad			
Sept. 6	IRVING, David, DE	Signed to the Practice Squad			
Sept. 6	MUNYER, Daniel, OL	Signed to the Practice Squad			
Sept. 6	OLATOYE, Deji, CB	Signed to the Practice Squad			
Sept. 6	PUGHSLEY, Jarrod, OL	Signed to the Practice Squad			
Sept. 6	TRAVIS, Ross, TE	Signed to the Practice Squad			
Sept. 6	WARE, Spencer, RB	Signed to the Practice Squad			
Sept. 6	WILLIAMS, Fred, WR	Signed to the Practice Squad			
Sept. 7	OLATOYE, Deji, CB	Contract Terminated from Practice Squad			
Sept. 7	MARTIN, Josh, LB	Waived			
Sept. 7	GIBSON, Laurence, T	Signed to the Practice Squad			
Sept. 7	HARRIS, Jeremy, CB	Signed to the Practice Squad			
Sept. 7	REID, Jah, OL	Signed			
Sept. 9	FANAIIKA, Paul, G	Placed on Injured Reserve			
Sept. 9	MOSES, Dezman, LB	Signed			
Sept. 14	TRAVIS, Ross, TE	Contract Terminated from Practice Squad			
Sept. 14	ADAMS, Tyrell, LB	Signed to Practice Squad			
Sept. 14	GORDON, Richard, TE	Contract Terminated from IR			
Sept. 30	IRVING, David	Claimed off the Practice Squad by Dallas			
Sept. 30	STATEN, Jimmy, DL	Signed to the Practice Squad			
Sept. 30	GAINES, Phillip, CB	Placed on Injured Reserve			
Sept. 30	SMITH, Sean, CB	Return from Reserved/Suspension			
Oct. 1	WILLIAMS, Fred, WR	Contract Terminated from Practice Squad			
Oct. 1	COOK, Kenny, WR	Signed to the Practice Squad			
Oct. 13	ADAMS, Tyrell, LB	Contract Terminated from Practice Squad			
Oct. 13	HARRIS, Jeremy, CB	Contract Terminated from Practice Squad			
Oct. 13	MUNYER, Daniel, OL	Contract Terminated from Practice Squad			
Oct. 13	DIMANCHE, Jayson, LB	Signed to the Practice Squad			
Oct. 13	HAKIM, Saalim, CB	Signed to the Practice Squad			
Oct. 13	LIEDTKE, Michael, OL	Signed to the Practice Squad			
Oct. 13	CHARLES, Jamaal, RB	Placed on Injured Reserve			
Oct. 13	WARE, Spencer, RB	Contract Terminated from Practice Squad			
Oct. 13	WARE, Spencer, RB	Signed			
Oct. 13	REAVES, Darrin, RB	Signed to the Practice Squad			
Oct. 19	COOK, Kenny, WR	Contract Terminated from Practice Squad			
Oct. 19	WILLIAMS, Fred, WR	Signed to the Practice Squad			
Oct. 20	DIMANCHE, Jayson, LB	Contract Terminated from Practice Squad			
Oct. 20	KEYES, Josh, LB	Signed to the Practice Squad			
Oct. 24	WILLIAMS, Fred, WR	Contract Terminated from Practice Squad			
Oct. 24	COOK, Kenny, WR	Signed to the Practice Squad			
Oct. 28	COOK, Kenny, WR	Contract Terminated from Practice Squad			
Oct. 28	WILLIAMS, Fred, WR	Signed to the Practice Squad			
Nov. 3	KEYES, Josh, LB	Contract Terminated from Practice Squad			
Nov. 3	ADAMS, Tyrell, LB	Signed to the Practice Squad			
Nov. 9	HAMMOND, Frankie, WR	Waived			
Nov. 9	HAKIM, Saalim, DB	Contract Terminated from Practice Squad			
Nov. 9	HAKIM, Saalim, DB	Signed			
Nov. 10	HAMMOND, Frankie, WR	Signed to the Practice Squad			
Nov. 17	O'SHAUGHNESSY, James, TE	Placed on Injured Reserve			
Nov. 17	KING, David, DT	Claimed off Waivers from Seattle			
Nov. 17	FANGUPO, Hebron, DT	Contract Terminated from Practice Squad			
Nov. 17	TRAVIS, Ross, TE	Signed to the Practice Squad			
Nov. 28	HAKIM, Saalim, DB	Waived			
Nov. 28	HAMMOND, Frankie, WR	Contract Terminated from Practice Squad			
Nov. 28	HAMMOND, Frankie, WR	Signed			
Nov. 30	MUNYER, Daniel, OL	Signed to the Practice Squad			
Dec. 1	MUNYER, Daniel, OL	Contract Terminated from Practice Squad			
Dec. 1	MUNYER, Daniel, OL	Signed			
Dec. 1	FRAGEL, Reid, OL	Signed to the Practice Squad			
Dec. 1	GRUBBS, Ben, G	Placed on Injured Reserve			
Dec. 8	MUNYER, Daniel, OL	Waived			
Dec. 8	PUGHSLEY, Jarrod, OL	Contract Terminated from Practice Squad			

A red-tinted photograph of the Kansas City skyline and Arrowhead Stadium. The skyline is visible in the background, and the stadium is in the foreground. The stadium's large "CHIEFS" sign and the team's logo are prominent. The text "KANSAS CITY" is in yellow, and "CHIEFS" is in large white letters with a red outline.

KANSAS CITY **CHIEFS**

Additional Statistics

THIS IS CHIEFS KINGDOM

2015 CHIEFS GAME-BY-GAME OFFENSE

	9/13 @ HOU	9/17 DEN	9/28 @ GB	10/4 @ CIN	10/11 CHI	10/18 @ MIN	10/25 PIT	11/1 DET	11/15 @ DEN	11/22 @ SD	11/29 BUF	12/6 @ OAK	12/13 SD	12/20 @ BAL	12/27 CLE	1/3 OAK	1/9 @ HOU	1/16 @ NE
FIRST DOWNS																		
Total	19	20	23	24	16	16	18	24	13	22	21	15	18	15	16	23	18	
Rushing	7	7	6	8	6	2	7	10	8	9	8	6	9	5	6	12	8	
Passing	12	9	13	13	9	13	11	10	4	10	11	7	7	9	8	9	8	
Penalty	0	4	4	3	1	1	0	4	1	3	2	2	2	1	2	2	2	
THIRD DOWNS																		
Attempts	13	7	10	16	14	12	16	13	16	12	13	8	11	13	12	13	11	
Converted	3	0	2	7	5	3	9	8	4	5	6	3	6	5	4	6	4	
Percentage	23.1%	0.0%	20.0%	44.0%	36.0%	25.0%	56.3%	61.5%	25.0%	41.6%	46.2%	37.5%	54.5%	38.5%	33.3%	46.2%	36.4%	
TOT. OFFENSE																		
Net Yards	330	314	326	461	287	328	377	340	303	385	413	232	329	277	258	339	314	
Plays	67	58	65	73	58	57	63	63	65	59	58	48	50	56	50	65	62	
Avg./Play	4.9	5.4	5.0	6.3	4.9	5.8	6.0	5.4	4.7	6.5	7.1	4.8	6.6	4.9	5.2	5.2	5.1	
RUSHING																		
Net Yards	97	147	75	113	117	57	138	206	106	153	158	89	150	113	136	189	141	
Rush. Att.	32	28	18	23	25	18	29	32	32	31	27	22	25	28	27	39	37	
Avg./Att.	3.0	5.3	4.2	4.9	4.7	3.2	4.8	6.4	3.3	4.9	5.9	4.0	6.0	4.0	5.0	4.8	3.8	
PASSING																		
Net Yards	233	167	251	348	170	271	239	134	197	232	255	143	179	164	122	150	173	
Attempts	33	25	40	45	30	37	32	28	31	25	30	22	23	25	22	25	22	
Completions	22	16	24	31	16	22	21	20	17	20	19	16	15	21	15	15	17	
Intercepted	0	2	1	0	0	0	0	0	0	0	0	0	1	0	1	2	1	
Gross Yards	243	191	290	386	181	282	251	149	204	253	255	162	191	171	125	159	190	
Sacked	2.0	5.0	7.0	5.0	3.0	2.0	2.0	3.0	2.0	3.0	1.0	4.0	2.0	3.0	1.0	1.0	3.0	
Yards Lost	10	24	39	38	11	11	12	15	7	21	0	19	12	7	3	9	17	
ADVANCES																		
Rushes	32	29	18	23	25	18	29	32	32	31	27	22	25	28	27	39	37	
Completions	22	16	24	31	16	22	21	20	17	20	19	16	15	21	15	15	17	
Totals	54	45	42	54	41	40	50	52	49	51	46	38	40	49	42	54	54	
PENALTIES																		
Number	2	9	7	7	3	8	6	3	11	5	8	11	8	6	5	5	5	
Yards	25	60	38	46	49	95	66	20	102	35	58	88	53	55	33	55	52	
FUMBLES																		
Number	2	3	2	1	0	1	0	0	0	0	0	3	2	1	1	0	0	
Lost	0	3	0	1	0	1	0	0	0	0	0	2	1	0	0	0	0	
SCORING																		
Points	27	24	28	21	17	10	23	45	29	33	30	34	10	34	17	23	30	
TD Rushing	0	2	3	0	0	0	1	4	1	3	1	2	0	1	0	1	1	
TD Passing	3	0	1	0	1	1	1	2	1	0	2	2	1	1	2	2	1	
TD KO Returns	0	0	0	0	0	0	0	0	0	0	0	0	0	0	0	0	1	
TD Punt Returns	0	0	0	0	0	0	0	0	0	0	0	0	0	0	0	0	0	
TD Sp. Teams	0	0	0	0	0	0	0	0	0	0	0	0	0	0	0	0	0	
TD Def. Returns	0	1	0	0	1	0	0	0	0	1	0	1	0	2	0	0	0	
FG Attempts	3	1	0	7	3	1	4	1	6	2	4	0	2	2	1	0	3	
FG Made	2	1	0	7	1	1	3	1	5	2	3	0	1	2	1	0	3	
Safety	0	0	0	0	0	0	0	0	0	0	0	0	0	0	0	1	0	

2015 CHIEFS GAME-BY-GAME DEFENSE																		
	9/13 @ HOU	9/17 DEN	9/28 @ GB	10/4 @ CIN	10/11 CHI	10/18 @ MIN	10/25 PIT	11/1 DET	11/15 @ DEN	11/22 @ SD	11/29 BUF	12/6 @ OAK	12/13 SD	12/20 @ BAL	12/27 CLE	1/3 OAK	1/9 @ HOU	1/16 @ NE
FIRST DOWNS																		
Total	24	21	26	18	21	16	18	16	18	14	25	27	15	19	21	14	14	
Rushing	6	3	6	8	5	4	7	2	4	5	9	6	2	4	13	2	3	
Passing	17	15	15	10	14	10	9	13	11	7	13	17	12	13	8	9	10	
Penalty	1	3	5	0	2	2	2	1	3	2	3	4	1	2	0	3	1	
THIRD DOWNS																		
Attempts	14	16	11	10	14	17	10	12	14	13	12	14	18	13	15	14	14	
Converted	3	6	4	6	6	6	2	2	3	4	5	6	6	4	6	3	6	
Percentage	21.4%	37.5%	36.4%	60.0%	42.9%	35.3%	20.0%	16.6%	21.4%	30.8%	41.7%	42.9%	33.3%	30.8%	40.0%	21.4%	42.9%	
TOT. OFFENSE																		
Net Yards	396	299	448	445	328	321	339	276	221	201	415	361	280	366	368	205	226	
Plays	73	70	68	50	73	68	55	58	65	58	67	76	66	67	68	55	62	
Avg./Play	5.4	4.3	6.6	8.9	4.5	4.7	6.2	4.8	3.4	3.5	6.2	4.8	4.2	5.5	5.4	3.7	3.6	
RUSHING																		
Net Yards	98	61	123	124	87	84	147	81	69	52	129	99	44	93	232	48	114	
Rush. Att.	21	22	32	26	26	35	24	14	16	25	28	24	18	20	36	16	25	
Avg./Att.	4.7	2.8	3.8	4.8	3.3	2.4	6.1	5.8	4.3	2.1	4.6	4.1	2.4	4.7	6.4	3.0	4.6	
PASSING																		
Net Yards	298	238	325	321	241	237	192	195	152	149	286	262	236	273	136	157	112	
Attempts	47	45	35	24	45	31	29	38	44	30	38	48	43	45	32	33	34	
Completions	26	26	24	17	26	17	16	23	19	19	21	31	24	26	13	21	15	
Intercepted	1	1	0	0	0	2	2	2	5	1	0	3	1	2	1	1	4	
Gross Yards	334	256	333	321	252	249	209	227	181	178	291	283	263	281	136	194	136	
Sacked	5.0	3.0	1.0	0.0	2.0	2.0	2.0	6.0	5.0	3.0	1.0	4.0	5.0	2.0	0.0	6.0	3	
Yards Lost	36	18	8	0	11	12	17	32	29	29	5	21	27	8	0	37	24	
ADVANCES																		
Rushes	21	22	32	26	26	35	24	14	16	25	28	24	18	20	36	16	25	
Completions	26	26	24	17	26	17	16	23	19	19	21	31	24	26	13	21	15	
Total	47	48	56	43	52	52	40	37	35	44	49	55	42	46	49	37	40	
PENALTIES																		
Number	6	8	12															

2015 CHIEFS INDIVIDUAL SINGLE-GAME HIGHS				
Passes Attempted	45	Alex Smith	at Cincinnati	10/4
Passes Completed	31	Alex Smith	at Cincinnati	10/4
Passing Yards	386	Alex Smith	at Cincinnati	10/4
Touchdown Passes	3	Alex Smith	at Houston	9/13
Pass Receptions	11	Jeremy Maclin	at Cincinnati	10/4
Receiving Yards	160	Jeremy Maclin	vs. Buffalo	11/29
Touchdown Receptions	2	Travis Kelce	at Houston	9/13
		Jeremy Maclin	at Oakland	12/6
Rushing Yards	125	Jamaal Charles	vs. Denver	9/17
Rushing Attempts	24	Charcandrick West	at Denver	11/15
Rushing Touchdowns	3	Jamaal Charles	at Green Bay	9/28
Yards From Scrimmage	161	Charcandrick West	at Denver	11/15
Combined Net Yards	161	Charcandrick West	at Denver	11/15
Interceptions Made	2	Marcus Peters	at Baltimore	12/20
INT Return Yards	93	Marcus Peters	at Baltimore	12/20
Sacks	3.0	Dee Ford	vs. San Diego	12/13
Punts	7	Dustin Colquitt	at Houston	9/13
		Dustin Colquitt	vs. Chicago	10/11
Punting Average	62.0	Dustin Colquitt	at Cincinnati	10/4
Punt Returns	6	De'Anthony Thomas	vs. Detroit	11/1
Punt Return Yards	81	De'Anthony Thomas	at Houston	9/13
Kickoff Returns	5	Knile Davis	at Cincinnati	10/4
Kickoff Return Yards	106	Knile Davis	vs. Buffalo	11/29
Field Goals Attempted	7	Cairo Santos	at Cincinnati	10/4
Field Goals Made	7	Cairo Santos	at Cincinnati	10/4
2015 KANSAS CITY CHIEFS LONGEST PLAYS				
Run From Scrimmage	52	Spencer Ware	at San Diego	11/22
Touchdown Run	38	Charcandrick West	at Baltimore	12/20
Pass Reception	80	Charcandrick West	at Denver	11/15
Touchdown Reception	80	Charcandrick West	at Denver	11/15
Interception Return	90t	Marcus Peters	at Baltimore	12/20
Punt Return	37	De'Anthony Thomas	vs. Detroit	11/1
Kickoff Return	54	Knile Davis	at Green Bay	9/28
Punt	62	Dustin Colquitt	at Cincinnati	10/4
Field Goal	53	Cairo Santos	at Baltimore	12/20

2015 CHIEFS POSTSEASON INDIVIDUAL SINGLE-GAME HIGHS				
Passes Attempted	22	Alex Smith	at Houston	1/9
Passes Completed	17	Alex Smith	at Houston	1/9
Passing Yards	190	Alex Smith	at Houston	1/9
Touchdown Passes	1	Alex Smith	at Houston	1/9
Pass Receptions	8	Travis Kelce	at Houston	1/9
Receiving Yards	128	Travis Kelce	at Houston	1/9
Touchdown Receptions	1	Chris Conley	at Houston	1/9
Rushing Yards	67	Spencer Ware	at Houston	1/9
Rushing Attempts	16	Spencer Ware	at Houston	1/9
Rushing Touchdowns	1	Spencer Ware	at Houston	1/9
Yards From Scrimmage	128	Travis Kelce	at Houston	1/9
Combined Net Yards	128	Travis Kelce	at Houston	1/9
Interceptions Made	1	Eric Berry	at Houston	1/9
		Josh Mauga	at Houston	1/9
		Marcus Peters	at Houston	1/9
		Sean Smith	at Houston	1/9
INT Return Yards	20	Josh Mauga	at Houston	1/9
Sacks	2.0	Allen Bailey	at Houston	1/9
Punts	4	Dustin Colquitt	at Houston	1/9
Punting Average	45.3	Dustin Colquitt	at Houston	1/9
Punt Returns	4	Frankie Hammond Jr.	at Houston	1/9
Punt Return Yards	34	Frankie Hammond Jr.	at Houston	1/9
Kickoff Returns	1	Knile Davis	at Houston	1/9
Kickoff Return Yards	106	Knile Davis	at Houston	1/9
Field Goals Attempted	3	Cairo Santos	at Houston	1/9
Field Goals Made	3	Cairo Santos	at Houston	1/9
2015 KANSAS CITY CHIEFS LONGEST POSTSEASON PLAYS				
Run From Scrimmage	23	Spencer Ware	at Houston	1/9
Touchdown Run	5	Spencer Ware	at Houston	1/9
Pass Reception	48	Travis Kelce	at Houston	1/9
Touchdown Reception	9	Chris Conley	at Houston	1/9
Interception Return	20	Josh Mauga	at Houston	1/9
Punt Return	14	Frankie Hammond Jr.	at Houston	1/9
Kickoff Return	106t	Knile Davis	at Houston	1/9
Punt	56	Dustin Colquitt	at Houston	1/9
Field Goal	49	Cairo Santos	at Houston	1/9
		Cairo Santos	at Houston	1/9

2015 OPPONENTS INDIVIDUAL SINGLE-GAME HIGHS				
Passes Attempted	48	Derek Carr	at Oakland	12/6
Passes Completed	31	Derek Carr	at Oakland	12/6
Passing Yards	333	Aaron Rodgers	at Green Bay	9/28
Touchdown Passes	5	Aaron Rodgers	at Green Bay	9/28
Pass Receptions	9	DeAndre Hopkins	at Houston	9/13
Receiving Yards	158	Sammy Watkins	vs. Buffalo	11/29
Touchdown Receptions	3	Randall Cobb	at Green Bay	9/28
Rushing Yards	121	Le'Veon Bell	vs. Pittsburgh	10/25
Rushing Attempts	26	Adrian Peterson	at Minnesota	10/18
Rushing Touchdowns	3	Jeremy Hill	at Cincinnati	10/4
Yards From Scrimmage	158	Sammy Watkins	vs. Buffalo	11/29
Combined Net Yards	158	Sammy Watkins	vs. Buffalo	11/29
Interceptions Made	1	Aqib Talib	vs. Denver	9/17
		Chris Harris Jr.	vs. Denver	9/17
		Sam Shields	at Green Bay	9/28
		Jason Verrett	vs. San Diego	12/13
		Nate Orchard	vs. Cleveland	12/27
		David Amerson	vs. Oakland	1/3
		T.J. Carrie	vs. Oakland	1/3
INT Return Yards	46	Nate Orchard	vs. Cleveland	12/27
Sacks	2.0	J.J. Watt	at Houston	9/13
		Clay Matthews	at Green Bay	9/28
		Domata Peko	at Cincinnati	10/4
		Khalil Mack	at Oakland	12/6
		Za'Darius Smith	at Baltimore	12/20
Punts	7	Shane Lechler	at Houston	9/13
		Britton Colquitt	vs. Denver	9/17
Punting Average	47.7	Kevin Huber	at Cincinnati	10/4
Punt Returns	4	Keith Mumphery	at Houston	9/13
		Micah Hyde	at Green Bay	9/28
Punt Return Yards	30	Micah Hyde	at Green Bay	9/28
Kickoff Returns	7	Marcus Thigpen	vs. Buffalo	11/29
Kickoff Return Yards	164	Marcus Thigpen	vs. Buffalo	11/29
Field Goals Attempted	3	Blair Walsh	at Minnesota	10/18
		Travis Coons	vs. Cleveland	12/27
Field Goals Made	3	Blair Walsh	at Minnesota	10/18
2015 OPPONENTS LONGEST PLAYS				
Run From Scrimmage	42	Le'Veon Bell	vs. Pittsburgh	10/25
Touchdown Run	13	Giovani Bernard	at Cincinnati	10/4
Pass Reception	55	Brandon Tate	at Cincinnati	10/4
Touchdown Reception	55	Brandon Tate	at Cincinnati	10/4
Interception Return	46	Nate Orchard	vs. Cleveland	12/27
Punt Return	17	Kaelin Clay	at Baltimore	12/20
Kickoff Return	70	Taiwan Jones	vs. Oakland	1/3
Punt	67	Kevin Huber	at Cincinnati	10/4
Field Goal	54	Brandon McManus	vs. Denver	9/17

2015 OPPONENTS INDIVIDUAL POSTSEASON SINGLE-GAME HIGHS				
Passes Attempted	34	Brian Hoyer	at Houston	1/9
Passes Completed	15	Brian Hoyer	at Houston	1/9
Passing Yards	136	Brian Hoyer	at Houston	1/9
Touchdown Passes	N/A			
Pass Receptions	6	DeAndre Hopkins	at Houston	1/9
Receiving Yards	69	DeAndre Hopkins	at Houston	1/9
Touchdown Receptions	N/A			
Rushing Yards	99	Alfred Blue	at Houston	1/9
Rushing Attempts	17	Alfred Blue	at Houston	1/9
Rushing Touchdowns	N/A			
Yards From Scrimmage	99	Alfred Blue	at Houston	1/9
Combined Net Yards	99	Alfred Blue	at Houston	1/9
Interceptions Made	1	Brian Cushing	at Houston	1/9
INT Return Yards	0	Brian Cushing	at Houston	1/9
Sacks	3.0	Whitney Mercilus	at Houston	1/9
Punts	5	Shane Lechler	at Houston	1/9
Punting Average	45.6	Shane Lechler	at Houston	1/9
Punt Returns	N/A			
Punt Return Yards	N/A			
Kickoff Returns	N/A			
Kickoff Return Yards	N/A			
Field Goals Attempted	N/A			
Field Goals Made	N/A			
2015 OPPONENTS LONGEST POSTSEASON PLAYS				
Run From Scrimmage	49	Alfred Blue	at Houston	1/9
Touchdown Run	N/A			
Pass Reception	17	DeAndre Hopkins	at Houston	1/9
		Jaalen Strong	at Houston	1/9
Touchdown Reception	N/A			
Interception Return	0	Brian Cushing	at Houston	1/9
Punt Return	N/A			
Kickoff Return	N/A			
Punt	53	Shane Lechler	at Houston	1/9
Field Goal	N/A			

2015 KANSAS CITY CHIEFS BIG YARDAGE GAMES							
100-Yard Pass Receivers							
Date	Opponent	Player	Rec.	Yds.	Avg.	LG	TD
9/13	at Houston	Travis Kelce	6	106	17.7	42	2
9/28	at Green Bay	Jeremy Maclin	8	141	17.6	61	1
10/4	at Cincinnati	Jeremy Maclin	11	148	13.5	44	0
11/29	vs. Buffalo	Jeremy Maclin	9	160	17.8	41t	1
WC 1/9*	at Houston	Travis Kelce	8	128	16	48	0
100-Yard Rushers							
Date	Opponent	Player	Att.	Yds.	Avg.	LG	TD
9/17	vs. Denver	Jamaal Charles	21	125	6.0	34t	1
10/25	vs. Pittsburgh	Charcandrick West	22	110	5.0	36	1
11/29	vs. Buffalo	Spencer Ware	19	114	6.0	35	1
300-Yard Passers							
Date	Opponent	Player	Att.	Comp.	Yds.	LG	TD
10/4	at Cincinnati	Alex Smith	45	31	386	44	0
2015 OPPONENTS BIG YARDAGE GAMES							
100-Yard Pass Receivers							
Date	Opponent	Player	Rec.	Yds.	Avg.	LG	TD
9/13	at Houston	Nate Washington	6	105	17.5	32	0
9/17	vs. Denver	Demaryius Thomas	8	116	14.5	22	0
9/28	at Green Bay	James Jones	7	139	19.9	52	1
10/18	at Minnesota	Stefon Diggs	7	129	18.4	31	0
10/25	vs. Pittsburgh	Antonio Brown	6	124	20.7	41	0
11/29	vs. Buffalo	Sammy Watkins	6	158	26.3	48	2
12/20	at Baltimore	Kamar Aiken	8	128	16.0	48t	1
100-Yard Rushers							
Date	Opponent	Player	Att.	Yds.	Avg.	LG	TD
10/25	vs. Pittsburgh	Le'Veon Bell	17	121	7.1	42	0
12/27	vs. Cleveland	Johnny Manziel	11	108	9.8	34	0
300-Yard Passers							
Date	Opponent	Player	Att.	Comp.	Yds.	LG	TD
9/28	at Green Bay	Aaron Rodgers	35	24	333	52	5
10/4	at Cincinnati	Andy Dalton	24	17	321	55t	1

* - Postseason

**2015 KANSAS CITY CHIEFS 100.0+ PASSER RATING
PASSING GAMES**

Date	Opponent	Player	Att.	Cmp.	Yds.	Cmp. %	Yds/Att.	Yds/Cmp.	TD	TD %	INT	INT%	Long	Sack/Lost	Rating
9/13	at Houston	Alex Smith	33	22	243	66.7%	7.36	11.05	3	9.1%	0	0.0%	42	2/10	118.6
11/1	vs. Detroit	Alex Smith	26	18	145	69.2%	5.58	8.06	2	7.7%	0	0.0%	23	3/15	108.7
11/22	at San Diego	Alex Smith	25	20	253	80.0%	10.12	12.65	0	0.0%	0	0.0%	47	3/21	108.8
11/29	vs. Buffalo	Alex Smith	30	19	255	63.3%	8.50	13.42	2	6.6%	0	0.0%	41t	1/0	112.5
12/6	at Oakland	Alex Smith	22	16	162	72.7%	7.36	10.13	2	9.1%	0	0.0%	26	4/19	123.7
12/20	at Baltimore	Alex Smith	25	21	171	84.0%	6.84	8.14	1	4.0%	0	0.0%	29	3/7	108.5

**2015 OPPONENTS 100.0+ PASSER RATING
PASSING GAMES**

Date	Opponent	Player	Att.	Cmp.	Yds.	Cmp. %	Yds/Att.	Yds/Cmp.	TD	TD %	INT	INT%	Long	Sack/Lost	Rating
9/28	at Green Bay	Aaron Rodgers	35	24	333	68.5%	9.51	13.88	5	14.3%	0	0.0%	52	1/8	138.5
10/4	at Cincinnati	Andy Dalton	24	17	321	70.8%	13.38	18.88	1	4.2%	0	0.0%	55t	0/0	127.1
11/29	vs. Buffalo	Tyrod Taylor	38	21	291	55.3%	7.66	13.86	3	7.9%	0	0.0%	48	1/5	106.4

****Need minimum of 20 attempts to qualify***

2015 KANSAS CITY CHIEFS WEEK-BY-WEEK NFL RANKINGS

OFFENSE						DEFENSE			
Date	Opponent	*Points				*Points			
		Total	Rush	Pass	Scored	Total	Rush	Pass	Allowed
9/13	@ Houston	18	17	T-13	T-11	T-24	17	26	T-12
9/17	DENVER	23	12	25	T-9	15	8	23	T-19
9/28	@ Green Bay	22	T-13	25	8	24	14	28	29
10/4	@ Cincinnati	14	15	13	10	29	14	28	T-31
10/11	CHICAGO	18	18	21	T-14	26	13	27	T-29
10/18	@ Minnesota	20	20	19	22	22	11	25	24
10/25	PITTSBURGH	21	18	19	21	20	11	23	18
11/1	DETROIT	22	13	20	12	16	12	21	15
11/15	@ Denver	24	T-10	25	10	13	8	15	14
11/22	@ San Diego	19	9	24	6	7	4	14	T-8
11/29	BUFFALO	16	6	T-24	T-5	10	9	11	7
12/6	@ Oakland	23	7	26	5	T-10	8	14	T-7
12/13	SAN DIEGO	23	7	27	8	8	7	15	T-4
12/20	@ Baltimore	24	8	28	8	8	7	17	3
12/27	CLEVELAND	25	27	28	9	8	12	12	2
1/3	OAKLAND	27	6	30	9	7	8	9	3

* Includes return scores

CHIEFS RECORD IN 2015 WHEN...

	Reg.	Post.		Reg.	Post.
At home:	5-2	0-0	Producing individual 100-yard rusher	2-1	0-0
On the road:	5-3	1-0	Allowing individual 100-yard rusher:	2-0	0-0
Neutral site:	1-0	0-0	Producing individual 300-yard passer	0-1	0-0
In September:	1-2	0-0	Allowing individual 300-yard passer:	0-2	0-0
In October:	1-3	0-0	Producing individual 100-yard receiver:	2-2	1-0
In November:	4-0	0-0	Allowing individual 100-yard receiver:	4-3	0-0
In December/January:	5-0	1-0			
			**Producing an ind. 100.0-rating passer:	6-0	0-0
Scoring First:	8-2	1-0	**Allowing an ind. 100.0-rating passe	1-2	0-0
Opponent Scores First:	3-3	0-0			
Leading at halftime:	9-1	1-0	Team scores 21 points or more:	9-3	1-0
Trailing at halftime:	2-3	0-0	Team scores fewer than 21 points:	2-2	0-0
Tied at halftime:	0-1	0-0	Opponent scores 21 points or more:	1-3	0-0
Leading after three quarters:	10-1	1-0	Opponent scores fewer than 21 points:	10-2	1-0
Trailing after three quarters:	1-3	0-0			
Tied after three quarters:	0-1	0-0	Outdoors:	10-5	0-0
			Indoors:	1-0	1-0
Positive turnover ratio:	8-2	1-0	Day games:	11-3	1-0
Negative turnover ratio:	2-3	0-0	Night games:	0-2	0-0
Turnover ratio +2 or more:	7-0	1-0	Natural grass:	10-3	0-0
Turnover ratio +1:	1-2	0-0	Artificial surface:	1-2	1-0
Turnover ratio even:	1-0	0-0			
Turnover ratio -1:	2-2	0-0	Vs. teams with winning record at time:	2-3	1-0
Turnover ratio -2 or more:	0-1	0-0	Vs. teams with losing record at time:	7-1	0-0
			Vs. teams with .500 record at time:	2-1	0-0
**Need minimum of 20 attempts to qualify					

****Need minimum of 20 attempts to qualify**

2015 CHIEFS INDIVIDUAL GAME-BY-GAME STATS														
PASSING:		SMITH												
Date	Opp.	Att.	Cmp.	Yds.	Cmp%	Yds/Att.	Yds/Comp.	TD	TD%	INT	INT%	LG	Sack/Lost	Rating
9/13	@ Houston	33	22	243	66.7%	7.36	11.05	3	9.1%	0	0.0%	42	2/10	118.6
9/17	DENVER	25	16	191	64.0%	7.64	11.94	0	0.0%	2	8.0%	30	4/21	53.9
9/28	@ Green Bay	40	24	290	60.0%	7.25	12.08	1	2.5%	1	2.5%	61	7/39	80.2
10/4	@ Cincinnati	45	31	386	68.8%	8.58	12.45	0	0.0%	0	0.0%	44	5/38	95.2
10/11	CHICAGO	30	16	181	53.3%	6.03	11.31	1	3.3%	0	0.0%	26	3/11	82.8
10/18	@ Minnesota	37	22	282	59.5%	7.62	12.81	1	2.7%	0	0.0%	42t	2/11	92.4
10/25	PITTSBURGH	32	21	251	65.6%	7.84	11.95	1	3.2%	0	0.0%	40	2/12	99.9
11/1	DETROIT	26	18	145	69.2%	5.58	8.06	2	7.7%	0	0.0%	23	3/15	108.7
11/15	@ Denver	31	17	204	54.8%	6.58	12.00	1	3.2%	0	0.0%	80t	2/7	86.6
11/22	@ San Diego	25	20	253	80.0%	10.12	12.65	0	0.0%	0	0.0%	47	3/21	108.8
11/29	BUFFALO	30	19	255	63.3%	8.50	13.42	2	6.6%	0	0.0%	41t	1/0	112.5
12/6	@ Oakland	22	16	162	72.7%	7.36	10.13	2	9.1%	0	0.0%	26	4/19	123.7
12/13	SAN DIEGO	23	15	191	65.2%	8.30	12.73	1	4.3%	1	4.3%	44t	2/12	87.4
12/20	@ Baltimore	25	21	171	84.0%	6.84	8.14	1	4.0%	0	0.0%	29	3/7	108.5
12/27	CLEVELAND	22	15	125	68.2%	5.88	8.33	2	9.1%	1	4.5%	19	1/3	93.9
1/3	OAKLAND	24	14	156	58.3%	6.50	11.10	2	8.3%	2	8.3%	25t	1/9	70.8
TOTALS		470	307	3486	65.3%	7.42	11.36	20	4.3%	7	1.5%	80t	45/235	95.4
1/9	@ Houston	22	17	197	77.3%	8.64	11.28	1	4.5%	1	4.5%	48	3/17	98.7
1/16	@ New England													
TOTALS		22	17	190	77.3%	8.64	11.18	1	4.5%	1	4.5%	48	3/17	98.7
PASSING:		DANIEL												
Date	Opp.	Att.	Cmp.	Yds.	Cmp%	Yds/Att.	Yds/Comp.	TD	TD%	INT	INT%	LG	Sack/Lost	Rating
9/13	@ Houston													
9/17	DENVER													
9/28	@ Green Bay													
10/4	@ Cincinnati													
10/11	CHICAGO													
10/18	@ Minnesota													
10/25	PITTSBURGH													
11/1	DETROIT	2	2	4	100.0%	2.00	2.00	0	0.0%	0	0.0%	6	0/0	79.2
11/15	@ Denver													
11/22	@ San Diego													
11/29	BUFFALO													
12/6	@ Oakland													
12/13	SAN DIEGO													
12/20	@ Baltimore	0	0	0	0.0%	0.00	0.00	0	0.0%	0	0.0%	--	0/0	--
12/27	CLEVELAND													
1/3	OAKLAND													
TOTALS		2	2	4	100.0%	2.00	2.00	0	0.0%	0	0.0%	6	0/0	79.2
1/9	@ Houston	0	0	0	0.0%									

2015 CHIEFS INDIVIDUAL GAME-BY-GAME STATS																				
RUSHING:		CHARLES					DANIEL					DAVIS								
Date	Opp.	No.	Yds.	Avg.	LG	TD	No.	Yds.	Avg.	LG	TD	No.	Yds.	Avg.	LG	TD				
9/13	@ Houston	16	57	3.6	13	0						6	16	2.7	10	0				
9/17	DENVER	21	125	6.0	34t	1						3	9	3.0	8t	1				
9/28	@ Green Bay	11	49	4.5	13	3						0	0	0.0	--	0				
10/4	@ Cincinnati	11	75	6.8	24	0						0	0	0.0	--	0				
10/11	CHICAGO	12	58	4.8	15	0						2	2	1.0	4	0				
10/18	@ Minnesota	Injured Reserve/Knee					Active/Did Not Play					5					13	2.6	8	0
10/25	PITTSBURGH	Injured Reserve/Knee					Active/Did Not Play					1					2	2.0	2	0
11/1	DETROIT	Injured Reserve/Knee					0	0	0	--	0	4	9	2.3	5	0				
11/15	@ Denver	Injured Reserve/Knee					Active/Did Not Play					Inactive								
11/22	@ San Diego	Injured Reserve/Knee					Active/Did Not Play					Inactive								
11/29	BUFFALO	Injured Reserve/Knee					Active/Did Not Play					1					1	1.0	1	0
12/6	@ Oakland	Injured Reserve/Knee					Active/Did Not Play					0					0	0.0	--	0
12/13	SAN DIEGO	Injured Reserve/Knee					Active/Did Not Play					1					6	6.0	6	0
12/20	@ Baltimore	Injured Reserve/Knee					2	-2	-1.0	-1	0	5	14	2.8	6	0				
12/27	CLEVELAND	Injured Reserve/Knee					Active/Did Not Play					0					0	0.0	--	0
1/3	OAKLAND	Injured Reserve/Knee					Active/Did Not Play					0					0	0.0	--	0
TOTALS		71	364	5.1	34t	4	2	-2	-1.0	-1	0	28	72	2.6	10	1				
1/9	@ Houston	Injured Reserve/Knee					2	-2	-1.0	-1	0	4	12	3.0	5	0				
1/16	@ New England																			
TOTALS		0	0	0.0	--	0	2	-2	-1.0	-1	0	4	12	3.0	5	0				

RUSHING:		MACLIN					POE					SHERMAN				
Date	Opp.	No.	Yds.	Avg.	LG	TD	No.	Yds.	Avg.	LG	TD	No.	Yds.	Avg.	LG	TD
9/13	@ Houston	0	0	0.0	--	0	0	0	0.0	--	0	0	0	0.0	--	0
9/17	DENVER	1	-2	-2.0	-2	0	0	0	0.0	--	0	0	0	0.0	--	0
9/28	@ Green Bay	0	0	0.0	--	0	0	0	0.0	--	0	0	0	0.0	--	0
10/4	@ Cincinnati	0	0	0.0	--	0	0	0	0.0	--	0	0	0	0.0	--	0
10/11	CHICAGO	0	0	0.0	--	0	0	0	0.0	--	0	0	0	0.0	--	0
10/18	@ Minnesota	0	0	0.0	--	0	0	0	0.0	--	0	1	0	0.0	0	0
10/25	PITTSBURGH															
11/1	DETROIT	0	0	0.0	--	0	0	0	0.0	--	0	0	0	0.0	--	0
11/15	@ Denver	0	0	0.0	--	0	0	0	0.0	--	0	0	0	0.0	--	0
11/22	@ San Diego	0	0	0.0	--	0	1	1	1.0	1t	1	0	0	0.0	--	0
11/29	BUFFALO	0	0	0.0	--	0	0	0	0.0	--	0	0	0	0.0	--	0
12/6	@ Oakland	0	0	0.0	--	0	0	0	0.0	--	0	0	0	0.0	--	0
12/13	SAN DIEGO	1	-2	-2.0	-2	0	0	0	0.0	--	0	0	0	0.0	--	0
12/20	@ Baltimore	0	0	0.0	--	0	0	0	0.0	--	0	0	0	0.0	--	0
12/27	CLEVELAND	0	0	0.0	--	0	0	0	0.0	--	0	0	0	0.0	--	0
1/3	OAKLAND	1	18	18.0	18	0	0	0	0.0	--	0	0	0	0.0	--	0
TOTALS		3	14	4.7	18	0	1	1	1.0	1t	1	1	0	0.0	0	0
1/9	@ Houston	0	0	0.0	--	0	0	0	0.0	--	0	0	0	0.0	--	0
1/16	@ New England															
TOTALS		0	0	0.0	--	0	0	0	0.0	--	0	0	0	0.0	--	0

RUSHING:		SMITH					THOMAS					WARE				
Date	Opp.	No.	Yds.	Avg.	LG	TD	No.	Yds.	Avg.	LG	TD	No.	Yds.	Avg.	LG	TD
9/13	@ Houston	9	15	1.7	5	0	1	9	9.0	9	0					
9/17	DENVER	3	15	5.0	11	0	0	0	0.0	--	0					
9/28	@ Green Bay	6	33	5.5	19	0	1	-7	-7.0	-7	0					
10/4	@ Cincinnati	5	25	5.0	10	0	2	-4	-2.0	4	0					
10/11	CHICAGO	3	21	7.0	8	0	1	5	5.0	5	0					
10/18	@ Minnesota	2	10	5.0	7	0	1	1	1.0	1	0	0	0	0.0	0	0
10/25	PITTSBURGH	3	5	1.7	7	0	1	13	13.0	13	0	2	8	4.0	5	0
11/1	DETROIT	5	78	15.6	49	1	1	10	10.0	10t	1	2	12	6.0	8	1
11/15	@ Denver	6	33	5.5	17	0	0	0	0.0	--	0	2	4	2.0	4	0
11/22	@ San Diego	7	33	4.7	10	0	1	7	7.0	7	0	11	96	8.7	52	2
11/29	BUFFALO	6	35	5.8	11	0						19	114	6.0	35	1
12/6	@ Oakland	5	23	4.6	19	1						7	26	3.7	10t	1
12/13	SAN DIEGO	5	40	8.0	18	0						8	52	6.5	20	0
12/20	@ Baltimore	4	17	4.3	8	0						0	0	0.0	--	0
12/27	CLEVELAND	6	54	9.0	29	0						5	15	3.0	5	0
1/3	OAKLAND	9	61	6.8	22	0						16	76	4.8	15	1
TOTALS		84	498	5.9	49	2	9	34	3.8	13	1	72	403	5.6	52	6
1/9	@ Houston	5	27	5.4	11	0						16	67	4.2	23	1
1/16	@ New England															
TOTALS		5	27	5.4	11	0	0	0	0.0	--	0	16	67	4.2	23	1

RUSHING:		A. WILSON					WEST				
Date	Opp.	No.	Yds.	Avg.	LG	TD	No.	Yds.	Avg.	LG	TD
9/13	@ Houston	0	0	0.0	--	0	0	0	0.0	--	0
9/17	DENVER	0	0	0.0	--	0	0	0	0.0	--	0
9/28	@ Green Bay	0	0	0.0	--	0	0	0	0.0	--	0
10/4	@ Cincinnati						5	17	3.4	9	0
10/11	CHICAGO						7	31	4.4	9	0
10/18	@ Minnesota	0	0	0.0	--	0	9	33	3.7	9	0
10/25	PITTSBURGH	0	0	0.0	--	0	22	110	5.0	36	1
11/1	DETROIT	0	0	0.0	--	0	20	97	4.9	32	1
11/15	@ Denver	0	0	0.0	--	0	24	69	2.9	15	1
11/22	@ San Diego	0	0	0.0	--	0	11	16	1.5	6	0
11/29	BUFFALO	1	8	8.0	8	0					
12/6	@ Oakland	1	5	5.0	5	0	9	35	3.9	18	0
12/13	SAN DIEGO	0	0	0.0	--	0	10	54	5.4	15	0
12/20	@ Baltimore	1	8	8.0	8	0	16	76	4.8	38t	1
12/27	CLEVELAND	2	5	2.5	3	0	14	62	4.4	22	0
1/3	OAKLAND	0	0	0.0	--	0	13	34	2.6	13	0
TOTALS		5	26	5.2	8	0	160	634	4.0	38t	4
1/9	@ Houston	2	11	5.5	9	0	8	26	3.3	6	0
1/16	@ New England										
TOTALS		2	11	5.5	9	0	8	26	3.3	6	0

RECEIVING:		AVANT					CHARLES					CONLEY				
Date	Opp.	No.	Yds.	Avg.	LG	TD	No.	Yds.	Avg.	LG	TD	No.	Yds.	Avg.	LG	TD
9/13	@ Houston	0	0	0.0	--	0	5	46	9.2	17	1	0	0	0.0	--	0
9/17	DENVER	0	0	0.0	--	0	4	2	0.5	6	0	0	0	0.0	--	0
9/28	@ Green Bay	2	8	4.0	5	0	5	33	6.6	13	0	1	16	16.0	16	0
10/4	@ Cincinnati	4	43	10.8	13	0	6	70	11.7	25	0	2	53	26.5	44	0
10/11	CHICAGO	0	0	0.0	--	0	1	26	26.0	26	0	1	6	6.0	6	0
10/18	@ Minnesota	1	4	4.0	4	0						3	16	5.3	8	0
10/25	PITTSBURGH	2	11	5.5	6	0						6	63	10.5	25	1
11/1	DETROIT	0	0	0.0	--	0						1	6	6.0	6	0
11/15	@ Denver	0	0	0.0	--	0						0	0	0.0	--	0
11/22	@ San Diego	2	26	13.0	20	0						1	17	17.0	17	0
11/29	BUFFALO	0	0	0.0	--	0						0	0	0.0	--	0
12/6	@ Oakland	0	0	0.0	--	0						0	0	0.0	--	0
12/13	SAN DIEGO	0	0	0.0	--	0						0	0	0.0	--	0
12/20	@ Baltimore	2	12	6.0	6	0						0	0	0.0	--	0
12/27	CLEVELAND	0	0	0.0	--	0						0	0	0.0	--	0
1/3	OAKLAND	2	15	7.5	8	0						2	22	11.0	16	0
TOTALS		15	119	7.9	20	0	21	177	8.4	26	1	17	199	11.7	44	1
1/9	@ Houston	0	0	0.0	--	0						1	9	9.0	9	1
1/16	@ New England															
TOTALS		0	0	0.0	--	0	0	0	0.0	--	0	1	9	9.0	9	1

RECEIVING:		DAVIS					HAMMOND					HARRIS				
Date	Opp.	No.	Yds.	Avg.	LG	TD	No.	Yds.	Avg.	LG	TD	No.	Yds.	Avg.	LG	TD
9/13	@ Houston	1	12	12.0	12	0						0	0	0.0	--	0
9/17	DENVER	0	0	0.0	--	0						0	0	0.0	--	0
9/28	@ Green Bay	0	0	0.0	--	0						0	0	0.0	--	0
10/4	@ Cincinnati	0	0	0.0	--	0	0	0	0.0	--	0	0	0	0.0	--	0
10/11	CHICAGO	0	0	0.0	--	0	0	0	0.0	--	0	0	0	0.0	--	0
10/18	@ Minnesota	1	12	12.0	12	0						2	15	7.5	9	0
10/25	PITTSBURGH	0	0	0.0	--	0						0	0	0.0	--	0
11/1	DETROIT	0	0	0.0	--	0						0	0	0.0	--	0
11/15	@ Denver			Inactive			0	0	0.0	--	0	0	0	0.0	--	0
11/22	@ San Diego			Inactive			0	0	0.0	--	0	2	26	13.0	25	0
11/29	BUFFALO	0	0	0.0	--	0	0	0	0.0	--	0	0	0	0.0	--	0
12/6	@ Oakland	0	0	0.0	--	0	0	0	0.0	--	0	0	0	0.0	--	0
12/13	SAN DIEGO	0	0	0.0	--	0	0	0	0.0	--	0	2	18	9.0	12	0
12/20	@ Baltimore	0	0	0.0	--	0	0	0	0.0	--	0	0	0	0.0	--	0
12/27	CLEVELAND	0	0	0.0	--	0	0	0	0.0	--	0	0	0	0.0	--	0
1/3	OAKLAND	0	0	0.0	--	0	0	0	0.0	--	0	1	15	15.0	15t	1
TOTALS		2	24	12.0	12	0	0	0	0.0	--	0	7	74	10.6	25	1
1/9	@ Houston	0	0	0.0	--	0	1	3	3.0	3	0	0	0	0.0	--	0
1/16	@ New England															
TOTALS		0	0	0.0	--	0	1	3	3.0	3	0	0	0	0.0	--	0

RECEIVING:		KELCE					MACLIN					O'SHAUGHNESSY				
Date	Opp.	No.	Yds.	Avg.	LG	TD	No.	Yds.	Avg.	LG	TD	No.	Yds.	Avg.	LG	TD
9/13	@ Houston	6	106	17.7	42t	2	5	52	10.4	20	0	0	0	0.0	0	0
9/17	DENVER	4	58	14.5	29	0	4	57	14.3	30	0	2	54	27.0	30	0
9/28	@ Green Bay	6	80	13.3	38	0	8	141	17.6	61	1	0	0	0.0	--	0
10/4	@ Cincinnati	5	49	9.8	14	0	11	148	13.5	44	0	1	8	8.0	8	0
10/11	CHICAGO	3	35	11.7	16	0	8	85	10.6	23	0	0	0	0.0	--	0
10/18	@ Minnesota	5	88	17.6	37	0	3	48	16.0	39	0	2	23	11.5	13	0
10/25	PITTSBURGH	5	73	14.6	26	0						1	2	2.0	2	0
11/1	DETROIT	6	49	8.2	18	1	3	35	11.7	17t	1					
11/15	@ Denver	5	36	7.2	9	0	3	17	5.7	9	0					
11/22	@ San Diego	5	46	9.2	16	0	3	29	9.7	10	0					
11/29	BUFFALO	4	69	17.3	38	1	9	160	17.8	41t	1					
12/6	@ Oakland	2	42	21.0	26	0	9	95	10.6	16	2					
12/13	SAN DIEGO	3	18	6.0	11	0	6	68	11.3	21	0					
12/20	@ Baltimore	6	73	12.2	29	0	7	50	7.1	13t	1					
12/27	CLEVELAND	6	43	7.2	13t	1	5	49	9.8	14	1					
1/3	OAKLAND	1	10	10.0	10	0	3	54	18.0	25t	1					
TOTALS		72	875	12.2	42t	5	87	1088	12.5	61	8	6	87	14.5	30	0
1/9	@ Houston	8	128	16.0	48	0	3	29	9.7	16	0					
1/16	@ New England															
TOTALS		8	128	16.0	48	0	3	29	9.7	16	0	0	0	0.0	--	0

RECEIVING:		B. PARKER					SHERMAN					THOMAS				
Date	Opp.	No.	Yds.	Avg.	LG	TD	No.	Yds.	Avg.	LG	TD	No.	Yds.	Avg.	LG	TD
9/13	@ Houston			Inactive			1	0	0.0	0	0	1	2	2.0	2	0
9/17	DENVER			Inactive			0	0	0.0	--	0	2	20	10.0	12	0
9/28	@ Green Bay			Inactive			0	0	0.0	--	0	2	12	6.0	9	0
10/4	@ Cincinnati			Inactive			0	0	0.0	--	0	1	11	11.0	11	0
10/11	CHICAGO			Inactive			0	0	0.0	--	0	2	24	12.0	19t	1
10/18	@ Minnesota			Inactive			1	13	13.0	13	0	0	0	0.0	--	0
10/25	PITTSBURGH			Inactive			0	0	0.0	--	0	2	12	6.0	7	0
11/1	DETROIT	0	0	0.0	--	0	0	0	0.0	--	0	3	22	7.3	23	0
11/15	@ Denver	1	6	6.0	6	0	0	0	0.0	--	0	4	37	9.3	36	0
11/22	@ San Diego	0	0	0.0	--	0	0	0	0.0	--	0	0	0	0.0	--	0
11/29	BUFFALO	0	0	0.0	--	0	0	0	0.0	--	0					
12/6	@ Oakland	0	0	0.0	--	0	0	0	0.0	--	0					
12/13	SAN DIEGO	0	0	0.0	--	0	0	0	0.0	--	0					
12/20	@ Baltimore	0	0	0.0	--	0	0	0	0.0	--	0					
12/27	CLEVELAND	0	0	0.0	--	0	0	0	0.0	--	0					
1/3	OAKLAND	0	0	0.0	--	0	2	21	10.5	18	0					
TOTALS		1	6	6.0	6	0	4	34	8.5	18	0	17	140	8.2	36	1
1/9	@ Houston	0	0	0.0	--	0	1	3	3.0	3	0					
1/16	@ New England															
TOTALS		0	0	0.0	--	0	1	3	3.0	3	0	0	0	0.0	--	0

RECEIVING:		WARE					WEST					WILSON				
Date	Opp.	No.	Yds.	Avg.	LG	TD	No.	Yds.	Avg.	LG	TD	No.	Yds.	Avg.	LG	TD
9/13	@ Houston			Practice Squad			0	0	0.0	--	0	3	25	8.3	13	0
9/17	DENVER			Practice Squad			0	0	0.0	--	0	0	0	0.0	--	0
9/28	@ Green Bay			Practice Squad			0	0	0.0	--	0	0	0	0.0	--	0
10/4	@ Cincinnati			Practice Squad			1	4	4.0	4	0					
10/11	CHICAGO			Practice Squad			1	5	5.0	5	0					
10/18	@ Minnesota	0	0	0.0	--	0	1	6	6.0	6	0	3	57	19.0	42t	1
10/25	PITTSBURGH	0	0	0.0	--	0	2	19	9.5	12	0	3	71	23.7	40	0
11/1	DETROIT	0	0	0.0	--	0	4	25	6.3	13	0	3	12	4.0	6	0
11/15	@ Denver	0	0	0.0	--	0	3	92	30.7	80t	1	1	16	16.0	16	0
11/22	@ San Diego	1	5	5.0	5	0	2	48	24.0	47	0	4	56	14.0	27	0
11/29	BUFFALO	3	1	0.3	2	0						3	25	8.3	16	0
12/6	@ Oakland	2	-1	-0.5	3	0	2	9	4.5	7	0	1	17	17.0	17	0
12/13	SAN DIEGO	0	0	0.0	--	0	0	0	0.0	--	0	4	87	21.8	44t	1
12/20	@ Baltimore	0	0	0.0	--	0	2	9	4.5	12	0	4	27	6.8	11	0
12/27	CLEVELAND	0	0	0.0	--	0	1	-1	-1.0	-1	0	3	34	11.3	19	0
1/3	OAKLAND	0	0	0.0	--	0	1	-2	-2.0	-2	0	3	24	8.0	14	0
TOTALS		6	5	0.8	5	0	20	214	10.7	80t	1	35	451	12.9	44t	2
1/9	@ Houston	0	0	0.0	--	0	1	9	9.0	9	0	2	9	4.5	6	0
1/16	@ New England															
TOTALS		0	0	0.0	--	0	1	9	9.0	9	0	2	9	4.5	6	0

PUNT RETURNS:		HAMMOND JR.						MACLIN						THOMAS					
Date	Opp.	No.	Yds.	Avg.	LG	FC	TD	No.	Yds.	Avg.	LG	FC	TD	No.	Yds.	Avg.	LG	FC	TD
9/13	@ Houston				Inactive			0	0	0.0	--	0	0	5	81	16.2	19	0	0
9/17	DENVER				Inactive			0	0	0.0	--	0	0	4	15	3.8	8	1	0
9/28	@ Green Bay				Inactive			0	0	0.0	--	0	0	5	18	3.6	16	0	0
10/4	@ Cincinnati	0	0	0.0	--	0	0	0	0	0.0	--	0	0	0	0	0.0	--	0	0
10/11	CHICAGO	0	0	0.0	--	0	0	0	0	0.0	--	0	0	3	17	5.7	10	0	0
10/18	@ Minnesota				Inactive			0	0	0.0	--	0	0	2	24	12.0	14	0	0
10/25	PITTSBURGH	0	0	0.0	--	0	0		Inactive/Concussion					1	25	25.0	25	0	0
11/1	DETROIT				Inactive			0	0	0.0	--	0	0	6	41	6.8	37	0	0
11/15	@ Denver				Practice Squad			0	0	0.0	--	0	0	3	6	2.0	11	0	0
11/22	@ San Diego				Practice Squad			2	13	6.5	11	4	0	0	0	0.0	--	0	0
11/29	BUFFALO	0	0	0.0	--	1	0	0	0	0.0	--	0	0		Inactive/Concussion				
12/6	@ Oakland	2	29	14.5	29	2	0	0	0	0.0	--	0	0		Inactive/Concussion				
12/13	SAN DIEGO	4	36	9.0	17	0	0	0	0	0.0	--	0	0		Inactive/Concussion				
12/20	@ Baltimore	3	11	3.7	11	0	0	0	0	0.0	--	0	0		Inactive/Concussion				
12/27	CLEVELAND	2	17	8.5	9	0	0	0	0	0.0	--	0	0		Inactive				
1/3	OAKLAND	3	22	7.3	9	0	0	0	0	0.0	--	0	0		Reserve/Non-Football Illness				
TOTALS		14	115	8.2	29	3	0	2	13	6.5	11	4	0	29	227	7.8	37	1	0
1/9	@ Houston	4	34	8.5	14	1	0	0	0	0.0	--	0	0		Reserve/Non-Football Illness				
1/16	@ New England																		
TOTALS		4	34	8.5	14	1	0	0	0	0.0	--	0	0	0	0	0.0	--	0	0

KICKOFF RETURNS:		BRANCH						CONLEY						DAVIS					
Date	Opp.	No.	Yds.	Avg.	LG	FC	TD	No.	Yds.	Avg.	LG	FC	TD	No.	Yds.	Avg.	LG	FC	TD
9/13	@ Houston	0	0	0.0	--	0	0	0	0	0.0	--	0	0	1	30	30.0	30	0	0
9/17	DENVER	0	0	0.0	--	0	0	0	0	0.0	--	0	0	1	21	21.0	21	0	0
9/28	@ Green Bay	0	0	0.0	--	0	0	0	0	0.0	--	0	0	3	95	31.7	54	0	0
10/4	@ Cincinnati	0	0	0.0	--	0	0	0	0	0.0	--	0	0	4	86	21.5	25	0	0
10/11	CHICAGO	0	0	0.0	--	0	0	0	0	0.0	--	0	0	0	0	0.0	--	0	0
10/18	@ Minnesota	0	0	0.0	--	0	0	0	0	0.0	--	0	0	1	19	19.0	19	0	0
10/25	PITTSBURGH	0	0	0.0	--	0	0	0	0	0.0	--	0	0	2	46	23.0	28	0	0
11/1	DETROIT	0	0	0.0	--	0	0	0	0	0.0	--	0	0	1	50	50.0	50	0	0
11/15	@ Denver	0	0	0.0	--	0	0	0	0	0.0	--	0	0		Inactive				
11/22	@ San Diego	0	0	0.0	--	0	0	0	0	0.0	--	0	0		Inactive				
11/29	BUFFALO	0	0	0.0	--	0	0	0	0	0.0	--	0	0	4	106	26.5	36	0	0
12/6	@ Oakland	0	0	0.0	--	0	0	0	0	0.0	--	0	0	1	33	33.0	33	0	0
12/13	SAN DIEGO	0	0	0.0	--	0	0	0	0	0.0	--	0	0	1	24	24.0	24	0	0
12/20	@ Baltimore	0	0	0.0	--	0	0	0	0	0.0	--	0	0	1	19	19.0	19	0	0
12/27	CLEVELAND	0	0	0.0	--	0	0	0	0	0.0	--	0	0	4	74	18.5	29	0	0
1/3	OAKLAND	1	2	2.0	2	0	0	1	14	14.0	14	0	0	0	0	0.0	--	0	0
TOTALS		1	2	2.0	2	0	0	1	14	14.0	14	0	0	24	603	25.1	54	0	0
1/9	@ Houston	0	0	0.0	--	0	0	0	0	0.0	--	0	0	1	106	106.0	106t	0	1
1/16	@ New England																		
TOTALS		0	0	0.0	--	0	0	0	0	0.0	--	0	0	1	106	106.0	106t	0	1

KICKOFF RETURNS:		SHERMAN						THOMAS						WARE					
Date	Opp.	No.	Yds.	Avg.	LG	FC	TD	No.	Yds.	Avg.	LG	FC	TD	No.	Yds.	Avg.	LG	FC	TD
9/13	@ Houston	0	0	0.0	--	0	0	0	0	0.0	--	0	0		Practice Squad				
9/17	DENVER	0	0	0.0	--	0	0	0	0	0.0	--	0	0		Practice Squad				
9/28	@ Green Bay	0	0	0.0	--	0	0	1	19	19.0	19	0	0		Practice Squad				
10/4	@ Cincinnati	0	0	0.0	--	0	0	1	23	23.0	23	0	0		Practice Squad				
10/11	CHICAGO	1	11	11.0	11	0	0	1	19	19.0	19	0	0		Practice Squad				
10/18	@ Minnesota	0	0	0.0	--	0	0	1	20	20.0	20	0	0	0	0	0.0	--	0	0
10/25	PITTSBURGH	0	0	0.0	--	0	0	1	30	30.0	30	0	0	0	0	0.0	--	0	0
11/1	DETROIT	0	0	0.0	--	0	0	1	27	27.0	27	0	0	0	0	0.0	--	0	0
11/15	@ Denver	1	9	9.0	9	0	0	0	0	0.0	--	0	0	0	0	0.0	--	0	0
11/22	@ San Diego	0	0	0.0	--	0	0	0	0	0.0	--	0	0	0	0	0.0	--	0	0
11/29	BUFFALO	0	0	0.0	--	0	0		Inactive/Concussion					0	0	0.0	--	0	0
12/6	@ Oakland	0	0	0.0	--	0	0		Inactive/Concussion					0	0	0.0	--	0	0
12/13	SAN DIEGO	0	0	0.0	--	0	0		Inactive/Concussion					0	0	0.0	--	0	0
12/20	@ Baltimore	0	0	0.0	--	0	0		Inactive/Concussion					0	0	0.0	--	0	0
12/27	CLEVELAND	0	0	0.0	--	0	0		Inactive					0	0	0.0	--	0	0
1/3	OAKLAND	0	0	0.0	--	0	0		Reserve/Non-Football Illness					1	14	14.0	14	0	0
TOTALS		2	20	10.0	11	0	0	6	138	23.0	30	0	0	1	14	14.0	14	0	0
1/9	@ Houston	0	0	0.0	--	0	0		Reserve/Non-Football Illness					0	0	0.0	--	0	0
1/16	@ New England																		
TOTALS		0	0	0.0	--	0	0	0	0	0.0	--	0	0	0	0	0.0	--	0	0

PUNTING:		COLQUITT							
Date	Opp.	No.	Yds.	Avg.	TB	In 20	LG	Net	Blk
9/13	@ Houston	7	307	43.9	2	4	56	36.1	0
9/17	DENVER	4	210	52.5	0	1	58	52.5	0
9/28	@ Green Bay	6	301	50.2	0	2	61	45.2	0
10/4	@ Cincinnati	1	62	62.0	0	0	62	55.0	0
10/11	CHICAGO	7	331	47.3	1	4	55	41.6	0
10/18	@ Minnesota	6	250	41.7	0	3	55	39.3	0
10/25	PITTSBURGH	3	164	54.7	0	0	57	54.0	0
11/1	DETROIT	4	164	41.0	0	3	46	40.5	0
11/15	@ Denver	5	226	45.2	0	4	59	43.0	0
11/22	@ San Diego	5	203	40.6	0	4	43	40.6	0
11/29	BUFFALO	3	117	39.0	0	0	41	37.3	0
12/6	@ Oakland	5	250	50.0	0	2	55	45.8	0
12/13	SAN DIEGO	4	154	38.5	1	2	48	33.5	0
12/20	@ Baltimore	5	232	46.4	0	3	57	41.0	0
12/27	CLEVELAND	5	184	36.8	1	1	47	29.4	0
1/3	OAKLAND	5	178	35.6	0	4	41	35.6	0
TOTALS		75	3,333	44.4	5	37	62	40.8	0
1/9	@ Houston	4	181	45.3	0	3	56	45.3	0
1/16	@ New England								
TOTALS		4	181	45.3	0	3	56	45.3	0

FIELD GOALS:		SANTOS					
Date	Opp.	0-19	20-29	30-39	40-49	50+	TOTAL
9/13	@ Houston	0-0	1-1	0-0	1-1	0-1	2-3
9/17	DENVER	0-0	0-0	1-1	0-0	0-0	1-1
9/28	@ Green Bay	0-0	0-0	0-0	0-0	0-0	0-0
10/4	@ Cincinnati	0-0	2-2	1-1	2-2	2-2	7-7
10/11	CHICAGO	0-0	0-1	1-1	0-0	0-1	1-3
10/18	@ Minnesota	0-0	0-0	0-0	1-1	0-0	1-1
10/25	PITTSBURGH	0-0	2-2	1-1	0-0	0-1	3-4
11/1	DETROIT	0-0	0-0	1-1	0-0	0-0	1-1
11/15	@ Denver	0-0	0-0	2-2	2-3	1-1	5-6
11/22	@ San Diego	0-0	2-2	0-0	0-0	0-0	2-2
11/29	BUFFALO	0-0	0-0	2-2	1-1	0-1	3-4
12/6	@ Oakland	0-0	0-0	0-0	0-0	0-0	0-0
12/13	SAN DIEGO	0-0	0-0	0-0	1-2	0-0	1-2
12/20	@ Baltimore	0-0	0-0	1-1	0-0	1-1	2-2
12/27	CLEVELAND	0-0	0-0	0-0	1-1	0-0	1-1
1/3	OAKLAND	0-0	0-0	0-0	0-0	0-0	0-0
TOTALS		0-0	7-8	10-10	9-11	4-8	30-37
1/9	@ Houston	0-0	0-0	1-1	2-2	0-0	3-3
1/16	@ New England						
TOTALS		0-0	0-0	1-1	2-2	0-0	3-3

		HOWARD								JOHNSON								MAUGA														
Date	Opp.	Tkl	Ast	Tot	TFL	Sck	INT	FR	FF	Pr	PD	Tkl	Ast	Tot	TFL	Sck	INT	FR	FF	Pr	PD	Tkl	Ast	Tot	TFL	Sck	INT	FR	FF	Pr	PD	
9/13	@ Houston	2	3	5	1	1.0	0	0	0	1	0	6	2	8	2	1.0	0	0	0	1	1	2	3	5	0	0.0	0	0	0	0	0	
9/17	DENVER	7	0	7	0	0.0	0	0	0	0	0	2	0	2	0	0.0	0	0	0	0	0	3	0	3	1	0.0	0	0	0	0	0	
9/28	@ Green Bay	5	3	8	3	0.0	0	0	0	0	0	8	0	8	0	0.0	0	0	0	0	1	3	1	4	0	0.0	0	0	0	0	1	
10/4	@ Cincinnati	0	3	3	0	0.0	0	0	0	0	0	1	1	2	0	0.0	0	0	0	0	0	1	0	1	0	0.0	0	0	0	0	0	
10/11	CHICAGO	3	3	6	1	0.5	0	0	0	1	0	5	0	5	0	0.0	0	0	0	0	1	0			Inactive/Groin/Achilles							
10/18	@ Minnesota	1	1	2	1	0.0	0	0	0	0	0	6	3	9	0	0.0	0	0	0	0	0			Inactive/Groin/Achilles								
10/25	PITTSBURGH	1	2	3	0	0.0	0	1	0	0	0	2	2	4	0	0.0	1	0	0	0	2	2	1	3	0	0.0	0	0	0	0	0	
11/1	DETROIT	1	1	2	0	0.0	0	0	0	0	0	5	0	5	1	1.0	0	0	0	0	1	1	0	1	0	0.0	0	0	0	0	0	
11/15	@ Denver	3	1	4	0	1.0	0	0	1	2	0	6	1	7	2	1.0	0	0	0	1	0	2	0	2	0	0.0	1	0	0	0	1	
11/22	@ San Diego	1	2	3	0	0.0	0	0	0	0	0	8	1	9	0	0.0	0	0	0	0	1	6	1	7	1	1.0	0	0	0	1	0	
11/29	BUFFALO	2	0	2	0	0.0	0	1	0	1	0	7	2	9	1	0.0	0	0	0	0	1	9	0	9	1	0.0	0	0	0	0	0	
12/6	@ Oakland	1	0	1	0	0.0	0	0	0	0	0	13	1	14	2	1.0	0	0	1	0	0	3	0	3	0	0.0	1	0	0	0	1	
12/13	SAN DIEGO	2	0	2	1	1.0	0	0	0	1	0	5	1	6	0	0.0	1	0	0	0	1	1	1	2	1	0.0	0	0	0	0	0	
12/20	@ Baltimore	2	1	3	1	1.0	0	0	0	1	0	7	5	12	0	0.0	0	0	1	1	0	4	4	8	0	0.0	0	0	0	0	0	
12/27	CLEVELAND	2	0	2	0	0.0	0	0	0	1	0	6	0	6	0	0.0	0	0	0	0	0	7	0	7	0	0.0	0	0	0	0	0	
1/3	OAKLAND	3	1	4	3	1.0	0	0	0	1	0	8	2	10	0	0.0	0	0	0	0	1	1	1	2	0	0.0	0	0	0	0	0	
TOTALS		36	21	57	11	5.5	0	2	1	9	0	95	21	116	8	4.0	2	0	2	5	8	45	12	57	4	1.0	2	0	1	3		
1/9	@ Houston	3	1	4	1	1.0	0	0	0	1	0	3	3	6	0	0.0	0	0	0	0	0	3	0	3	0	0.0	1	0	0	0	1	
1/16	@ New England																															
TOTALS		3	1	4	1	1.0	0	0	0	1	0	3	3	6	0	0.0	0	0	0	0	0	3	0	3	0	0.0	1	0	0	0	1	

		MOSES								NELSON								NUNEZ-ROCHES													
Date	Opp.	Tkl	Ast	Tot	TFL	Sck	INT	FR	FF	Pr	PD	Tkl	Ast	Tot	TFL	Sck	INT	FR	FF	Pr	PD	Tkl	Ast	Tot	TFL	Sck	INT	FR	FF	Pr	PD
9/13	@ Houston	0	0	0	0	0.0	0	0	0	0	0	Inactive								Inactive/Ankle											
9/17	DENVER	Inactive								Inactive								Inactive													
9/28	@ Green Bay	Inactive								Inactive								Inactive													
10/4	@ Cincinnati	Inactive								Inactive								Inactive													
10/11	CHICAGO	0	0	0	0	0.0	0	0	0	0	0	0	0	0	0	0.0	0	0	0	0	0	Inactive									
10/18	@ Minnesota	0	0	0	0	0.0	0	0	0	0	0	0	0	0	0	0.0	0	0	0	0	0	1	0	1	0	0.0	0	0	0	0	0
10/25	PITTSBURGH	0	0	0	0	0.0	0	0	0	0	0	1	0	1	0	0.0	0	0	0	0	0	0	0	0	0	0.0	0	0	0	0	0
11/1	DETROIT	0	0	0	0	0.0	0	0	0	0	0	0	0	0	0	0.0	0	0	0	0	0	2	0	2	0	0.0	0	0	0	0	0
11/15	@ Denver	0	0	0	0	0.0	0	0	0	0	0	0	0	0	0	0.0	0	0	0	0	0	0	0	0	0	0.0	0	0	0	0	0
11/22	@ San Diego	0	0	0	0	0.0	0	0	0	0	0	0	0	0	0	0.0	0	0	0	0	0	1	0	1	0	0.0	0	0	0	0	0
11/29	BUFFALO	1	0	1	0	0.0	0	0	0	0	0	0	0	0	0	0.0	0	0	0	0	0	0	0	0	0	0.0	0	0	0	0	0
12/6	@ Oakland	0	0	0	0	0.0	0	0	0	0	0	0	0	0	0	0.0	0	0	0	0	0	0	0	0	0	0.0	0	0	0	0	0
12/13	SAN DIEGO	0	0	0	0	0.0	0	0	0	0	0	0	0	0	0	0.0	0	0	0	0	0	Inactive									
12/20	@ Baltimore	0	0	0	0	0.0	0	0	0	0	0	0	0	0	0	0.0	0	0	0	0	0	Inactive									
12/27	CLEVELAND	0	0	0	0	0.0	0	0	0	0	0	0	0	0	0	0.0	0	0	0	0	0	Inactive									
1/3	OAKLAND	0	0	0	0	0.0	0	0	0	1	0	0	0	0	0	0.0	0	0	0	0	0	Inactive									
TOTALS		1	0	1	0	0.0	0	0	0	1	0	1	0	1	0	0.0	0	0	0	0	0	4	0	4	0	0.0	0	0	0	0	0
1/9	@ Houston	Inactive								0								Inactive													
1/16	@ New England																														
TOTALS		0	0	0	0	0.0	0	0	0	0	0	0	0	0	0	0.0	0	0	0	0	1	0	0	0	0	0.0	0	0	0	0	0

		PARKER								PETERS								POE													
Date	Opp.	Tkl	Ast	Tot	TFL	Sck	INT	FR	FF	Pr	PD	Tkl	Ast	Tot	TFL	Sck	INT	FR	FF	Pr	PD	Tkl	Ast	Tot	TFL	Sck	INT	FR	FF	Pr	PD
9/13	@ Houston	2	2	4	0	0.0	0	0	0	0	1	5	2	7	0	0.0	1	0	0	0	3	1	1	2	0	0.0	0	0	0	0	0
9/17	DENVER	6	0	6	0	0.0	0	0	0	0	0	5	0	5	0	0.0	1	0	0	0	4	0	0	0	0	0.0	0	0	0	0	0
9/28	@ Green Bay	6	0	6	0	0.0	0	0	0	0	0	3	0	3	0	0.0	0	0	0	0	0	3	0	3	0	0.0	0	0	0	0	0
10/4	@ Cincinnati	5	3	8	0	0.0	0	0	0	0	0	2	1	3	0	0.0	0	0	0	0	0	2	2	4	1	0.0	0	0	0	0	0
10/11	CHICAGO	2	0	2	0	0.0	0	0	0	0	2	7	0	7	1	0.0	0	0	0	0	1	2	2	4	0	0.0	0	0	0	0	0
10/18	@ Minnesota	4	0	4	0	0.0	1	0	0	0	2	6	0	6	0	0.0	1	0	0	0	2	Inactive/Ankle									
10/25	PITTSBURGH	1	2	3	0	0.0	0	0	0	0	0	4	0	4	0	0.0	0	0	0	0	0	1	1	2	0	0.0	0	0	0	0	0
11/1	DETROIT	4	0	4	2	2.0	0	0	0	2	2	3	0	3	0	0.0	0	0	0	0	1	3	0	3	1	1.0	0	0	0	0	1
11/15	@ Denver	4	1	5	0	0.0	1	0	0	0	2	2	0	2	0	0.0	1	0	0	0	2	1	1	2	0	0.0	0	0	0	0	0
11/22	@ San Diego	3	0	3	1	0.0	0	0	0	0	1	1	1	2	0	0.0	0	0	0	0	1	3	1	4	1	0.0	0				

Date	Opp.	WILSON										ZOMBO									
		Tkl	Ast	Tot	TFL	Sck	INT	FR	FF	Pr	PD	Tkl	Ast	Tot	TFL	Sck	INT	FR	FF	Pr	PD
9/13	@ Houston	0	0	0	0	0.0	0	0	0	0	0	0	0	0	0	0.0	0	0	0	0	0
9/17	DENVER	0	0	0	0	0.0	0	0	0	0	0	0	0	0	0	0.0	0	0	0	0	0
9/28	@ Green Bay	0	0	0	0	0.0	0	0	0	0	0	0	0	0	0	0.0	0	0	0	0	0
10/4	@ Cincinnati	4	4	8	0	0.0	0	0	0	0	0	0	0	0	0	0.0	0	0	0	0	0
10/11	CHICAGO	2	2	4	0	0.0	0	1	0	0	0	0	0	0	0	0.0	0	0	0	0	0
10/18	@ Minnesota	7	1	8	0	0.0	0	0	0	0	0	0	0	0	0	0.0	0	0	0	0	0
10/25	PITTSBURGH	Inactive/Knee										0	0	0	0	0.0	0	0	0	0	0
11/1	DETROIT	Inactive/Knee										0	0	0	0	0.0	0	0	0	0	0
11/15	@ Denver	Inactive/Ankle										0	0	0	0	0.0	0	0	0	0	0
11/22	@ San Diego	Inactive/Ankle										0	0	0	0	0.0	0	0	0	0	0
11/29	BUFFALO	Active, Did Not Play										3	1	4	0	0.0	0	0	0	0	0
12/6	@ Oakland	0	0	0	0	0.0	0	0	0	0	0	2	0	2	2	2.0	0	0	0	2	0
12/13	SAN DIEGO	0	0	0	0	0.0	0	0	0	0	0	0	0	0	0	0.0	0	0	0	0	0
12/20	@ Baltimore	0	0	0	0	0.0	0	0	0	0	0	0	0	0	0	0.0	0	0	0	1	0
12/27	CLEVELAND	0	0	0	0	0.0	0	0	0	0	0	1	0	1	0	0.0	0	0	0	1	1
1/3	OAKLAND	0	0	0	0	0.0	0	0	0	0	0	2	1	3	0	1.0	0	0	1	1	0
TOTALS		13	7	20	0	0.0	0	1	0	0	0	8	2	10	2	3.0	0	0	1	5	1
1/9	@ Houston	0	0	0	0	0.0	0	0	0	0	0	0	0	0	0	0.0	0	0	0	0	0
1/16	@ New England																				
TOTALS		0	0	0	0	0.0	0	0	0	0	0	0	0	0	0	0.0	0	0	0	0	0

2015 CHIEFS INDIVIDUAL SPECIAL TEAMS GAME-BY-GAME STATS

[illegible][illegible][illegible]

2015 CHIEFS PLAYER PARTICIPATION																					
	9/13 @ HOU	9/17 DEN	9/28 @ GB	10/4 @ CIN	10/11 CHI	10/18 @ MIN	10/25 PIT	11/1 DET	11/15 @ DEN	11/22 @ SD	11/29 BUF	12/6 @ OAK	12/13 SD	12/20 @ BAL	12/27 CLE	1/3 OAK	REG. SEASON GP/GS	1/9 @ HOU	1/16 @ NE	PLAYOFF GP/GS	
Abdullah	FS	P	P	P	FS	P	SS	SS	P	P	P	P	'1	'1	'1	'1	11/4	P		1/0	
Adams	--	PS	PS	PS	PS	--	--	--	PS	PS	PS	PS	PS	PS	PS	PS	0/0	PS		0/0	
Alexander	P	P	P	P	P	P	P	P	P	P	P	P	P	P	P	P	16/0	P		1/0	
Allen	'1	'1	P	P	P	P	P	RT	LG	LG	LG	LG	'1	'1	LG	LG	12/8	LG		1/1	
Avant	P	P	P	P	P	P	P	P	P	P	P	P	P	P	WR	P	16/1	WR		1/1	
Bailey	RDE	RDE	LDE	RDE	RDE	RDE	LDE	RDE	'1	'1	'1	'1	LDE	LDE	RDE	LDE	12/12	RDE		1/1	
Berry	P	FS	FS	SS	FS	FS	FS	FS	FS	FS	FS	FS	FS	FS	FS	FS	16/15	FS		1/1	
Branch	P	P	P	P	P	P	P	P	P	P	P	SS	P	P	P	P	16/1	P		1/0	
Bray	NFI	NFI	NFI	NFI	NFI	NFI	NFI	NFI	NFI	NFI	NFI	NFI	NFI	NFI	NFI	NFI	0/0	NFI		0/0	
Brown	PS	PS	PS	PS	PS	PS	PS	PS	PS	PS	PS	PS	PS	PS	PS	PS	0/0	PS		0/0	
Charles	RB	RB	RB	RB	RB	IR	IR	IR	IR	IR	IR	IR	IR	IR	IR	IR	5/5	IR		0/0	
Colquitt	P	P	P	P	P	P	P	P	P	P	P	P	P	P	P	P	16/0	P		1/0	
Conley	P	P	P	WR	WR	P	WR	P	P	P	P	P	WR	P	WR	P	16/5	P		1/0	
Cook	--	--	--	PS	PS	PS	PS	--	--	--	--	--	--	--	--	--	0/0	--		0/0	
Cooper	*	P	RCB	P	*	*	*	*	*	*	*	P	P	P	P	P	10/1	*		0/0	
Daniel	X	X	X	X	X	X	X	X	X	X	X	X	X	X	P	X	2/0	P		1/0	
Davis	P	P	P	P	P	P	P	P	*	*	P	P	P	P	P	P	14/0	P		1/0	
DeVito	LDE	LDE	P	P	P	P	'1	'1	RDE	RDE	LDE	P	'1	P	P	P	13/5	P		1/0	
DiManche	--	--	--	--	--	PS	--	--	--	--	--	--	--	--	--	--	0/0	--		0/0	
Duvernay-Tardif	RG	RG	RG	P	P	P	RG	RG	RG	RG	RG	RG	RG	RG	RG	RG	16/13	RG		1/1	
Fanaika	IR	IR	IR	IR	IR	IR	IR	IR	IR	IR	IR	IR	IR	IR	IR	IR	0/0	IR		0/0	
Fangupo	PS	PS	PS	PS	PS	PS	PS	PS	PS	--	--	--	--	--	--	--	0/0	--		0/0	
Fisher	P	P	P	RT	RT	RT	LT	LT	LT	LT	LT	LT	LT	LT	LT	LT	16/14	LT		1/1	
Fleming	P	P	P	P	P	P	P	P	P	P	P	P	P	P	P	P	16/0	P		1/0	
Ford	P	P	P	P	P	P	P	P	P	'1	'1	LOLB	LOLB	LOLB	LOLB	LOLB	14/5	P		1/0	
Fragel	--	--	--	--	--	--	--	--	--	--	--	--	--	--	--	--	0/0	PS		0/0	
Fulton	P	P	P	RG	RG	RG	P	P	P	P	P	P	C	LG	LG	P	16/6	C		1/1	
Gaines	RCB	RCB	CB	IR	IR	IR	IR	IR	IR	IR	IR	IR	IR	IR	IR	IR	3/3	IR		0/0	
Gibson	PS	PS	PS	PS	PS	PS	PS	PS	PS	PS	PS	PS	PS	PS	PS	PS	0/0	PS		0/0	
Grubbs	LG	LG	LG	LG	LG	LG	LG	'1	'1	'1	'1	IR	IR	IR	IR	IR	7/7	IR		0/0	
Hakim	--	--	--	--	--	PS	PS	P	P	--	--	--	--	--	--	--	2/0	--		0/0	
Hall	ROLB	ROLB	ROLB	ROLB	ROLB	ROLB	ROLB	ROLB	ROLB	ROLB	ROLB	ROLB	ROLB	ROLB	'1	P	15/14	P		1/0	
Hammond Jr.	*	*	*	P	P	*	P	*	PS	PS	P	P	P	P	P	P	9/0	P		1/0	
D. Harris	P	TE	TE	TE	P	TE	P	TE	TE	TE	TE	TE	TE	P	P	P	16/9	P		1/0	
J. Harris	PS	PS	PS	PS	PS	--	--	--	--	--	--	--	--	--	--	--	0/0	--		0/0	
Houston	LOLB	LOLB	LOLB	LOLB	LOLB	LOLB	LOLB	LOLB	LOLB	LOLB	LOLB	'1	'1	'1	'1	'1	11/11	LOLB		1/1	
Howard	NT	NT	P	P	NT	NT	P	LDE	LDE	LDE	RDE	RDE	RDE	RDE	RDE	RDE	16/13	LDE		1/1	
Irving	PS	PS	PS	--	--	--	--	--	--	--	--	--	--	--	--	--	0/0	--		0/0	
Johnson	LILB	LILB	LILB	LILB	LILB	RILB	LILB	RILB	LILB	LILB	RILB	RILB	RILB	RILB	LILB	LILB	16/16	LILB		1/1	
Kelce	TE	TE	TE	TE	TE	TE	TE	TE	TE	TE	TE	TE	TE	TE	TE	TE	16/16	TE		1/1	
Keyes	--	--	--	--	--	--	PS	PS	--	--	--	--	--	--	--	--	0/0	--		0/0	
King	--	--	--	--	--	--	--	--	--	*	*	*	*	P	*	*	1/0	*		0/0	
Lemon	--	--	--	--	--	--	--	--	--	--	--	--	--	--	--	--	0/0	PS			
Liedtke	--	--	--	--	--	PS	PS	PS	PS	PS	PS	PS	PS	PS	PS	PS	0/0	PS		0/0	
MacIain	WR	WR	WR	WR	WR	WR	'1	WR	WR	WR	WR	WR	WR	WR	WR	WR	15/15	WR		1/1	
March	IR	IR	IR	IR	IR	IR	IR	IR	IR	IR	IR	IR	IR	IR	IR	IR	0/0	IR		0/0	
Mauga	RILB	RILB	RILB	RILB	'1	'1	RILB	LILB	RILB	RILB	LILB	LILB	LILB	LILB	RILB	RILB	14/14	RILB		1/1	
Morse	C	C	C	C	C	C	C	C	C	C	C	C	'1	C	C	C	15/15	'1		0/0	
Moses	P	*	*	*	C	P	P	P	P	P	P	P	P	P	P	P	13/0	*		0/0	
Munyer	PS	PS	PS	PS	PS	--	--	--	--	--	--	P	PS	PS	PS	PS	1/0	P		1/0	
Murray	*	*	*	*	*	*	*	*	*	*	*	*	*	*	*	*	0/0	*		0/0	
Nelson	*	*	*	*	P	P	P	P	P	P	P	P	P	P	P	P	12/0	P		1/0	
Nunez-Roches	'1	'1	*	*	*	P	P	P	P	P	P	P	*	*	*	*	7/0	*		0/0	
O'Shaughnessy	P	P	TE	P	P	TE	TE	*	'1	IR	IR	IR	IR	IR	IR	IR	7/3	IR		0/0	
B. Parker	*	*	*	*	*	*	*	P	P	P	P	P	P	P	P	P	9/0	P		1/0	
R. Parker	SS	SS	SS	CB	SS	CB	SS	SS	SS	SS	SS	CB	SS	SS	SS	SS	CB	16/16	SS		1/1
Peters	LCB	LCB	LCB	LCB	LCB	LCB	LCB	LCB	LCB	LCB	LCB	LCB	LCB	LCB	LCB	LCB	16/16	LCB		1/1	
Poe	P	P	NT	NT	LDE	'1	NT	NT	NT	NT	NT	LDE	NT	NT	NT	NT	15/13	NT		1/1	
Pughesley	PS	PS	PS	PS	PS	PS	PS	PS	PS	PS	PS	PS	PS	X	P	X	2/0	*		0/0	
Reaves	--	--	--	--	--	PS	PS	PS	PS	PS	PS	PS	PS	PS	PS	PS	0/0	PS		0/0	
Reid	RT	RT	*	*	*	:-	*	RT	RT	RT	RT	RT	RT	RT	RT	'1	10/10	P		1/0	
Santos	P	P	P	P	P	P	P	P	P	P	P	P	P	P	P	P	16/0	P		1/0	
Sherman	FB	P	P	P	P	P	P	P	P	P	P	P	P	P	P	P	16/2	P		1/0	
A. Smith	QB	QB	QB	QB	QB	QB	QB	QB	QB	QB	QB	QB	QB	QB	QB	QB	16/16	QB		1/1	
S. Smith	NFL	NFL	NFL	RCB	RCB	RCB	RCB	RCB	RCB	RCB	RCB	RCB	RCB	RCB	RCB	RCB	13/13	RCB		1/1	
Sorensen	P	P	P	P	P	P	P	P	P	P	P	P	P	P	P	P	16/0	P		1/0	
Staten	--	--	--	PS	PS	PS	PS	PS	PS	PS	PS	PS	PS	PS	PS	PS	0/0	PS		0/0	
Stephenson	LT	LT	LT	LT	LT	LT	P	P	P	P	P	P	P	P	P	P	16/7	RT		1/1	
Thomas	P	P	P	P	WR	P	P	P	P	P	P	'1	'1	'1	'1	*	NFI	10/1	NFI		0/0
Travis	PS	--	--	--	--	--	--	--	--	PS	PS	PS	PS	PS	PS	PS	0/0	PS		0/0	
Ware	PS	PS	PS	PS	PS	P	P	P	P	P	RB	P	RB	P	P	P	11/2	P		1/0	
West	P	P	P	P	P	P	RB	RB	RB	RB	'1	RB	P	RB	RB	RB	15/9	RB		1/1	
F. Williams	PS	PS	PS	--	--	--	--	--	PS	PS	PS	PS	PS	PS	PS	PS	0/0	PS		0/0	
N. Williams	P	P	X	P	P	P	P	P	P	P	P	P	P	P	X	P	14/0	P		1/0	
A. Wilson	WR	WR	P	'1	'1	P	WR	WR	WR	WR	WR	WR	WR	WR	WR	WR	14/12	WR		1/1	
R. Wilson	P	P	P	P	RILB	LILB	'1	'1	'1	'1	'1	X	X	P	P	P	10/2	P		1/0	
Winchester	P	P	P	P	P	P	P	P	P	P	P	P	P	P	P	P	16/0	P		1/0	
Zombo	P	P	P	P	P	P	P	P	P	P	P	P	P	P	ROLB	ROLB	16/2	ROLB		1/1	
	9/13 @ HOU	9/17 DEN	9/28 @ GB	10/4 @ CIN	10/11 CHI	10/18 @ MIN	10/25 PIT	11/1 DET	11/15 @ DEN	11/22 @ SD	11/29 BUF	12/6 @ OAK	12/13 SD	12/20 @ BAL	12/27 CLE	1/3 OAK	REG. SEASON GP/GS	1/9 @ HOU	1/16 @ NE	PLAYOFF GP/GS	
Key:	Starters indicated by position						UNS - Unsigned						S	SUS - Team Suspension							
	P - Played						IR - Reserve/Injured						P	NFL - League Suspension							
	I - Injured/Did Not Play						PS - Practice Squad						I	NFI - Reserve/Non-Football Injury							
	* - On Inactive List						-- Not On Roster						*	PSI - Practice Squad Injured							
	X - Did Not Play (Non-Injury)						PUP - Reserve/Physically-Unable-To-						X	# - Roster Exemption							
	'1 - Injured/On Inactive List												*								

2015 KANSAS CITY CHIEFS GAME-BY-GAME STARTERS

OFFENSE

[illegible]

DEFENSE

[illegible]

2015 KANSAS CITY CHIEFS CAPTAINS				
Date	Opponent			
9/13	@ Houston	Jamaal Charles Knile Davis	Derrick Johnson	
9/17	DENVER	Eric Berry Dustin Colquitt	Alex Smith	
9/28	@ Green Bay	Justin Houston Jeremy Maclin	Frank Zombo	
10/4	@ Cincinnati	Tamba Hali Travis Kelce	Cairo Santos	
10/11	CHICAGO	Ben Grubbs Ron Parker	Anthony Sherman	
10/18	@ Minnesota	Husain Abdullah Allen Bailey	Mitch Morse	
10/25	PITTSBURGH	Eric Fisher Jaye Howard	Daniel Sorensen	
11/1	DETROIT	Jeff Allen Tyvon Branch	Dontari Poe	
11/15	@ Denver	Eric Berry Dustin Colquitt	Alex Smith	
11/22	@ San Diego	Mike DeVito Laurent Duvernay-Tardif	Josh Mauga	
11/29	BUFFALO	Jason Avant Justin Houston	Travis Kelce	
12/6	@ Oakland	Tyvon Branch Marcus Peters	Albert Wilson	
12/13	SAN DIEGO	Dee Ford Zach Fulton	Dezman Moses	
12/20	@ Baltimore	Jamell Fleming Sean Smith	Jah Reid	
12/27	CLEVELAND	Demetrius Harris Derrick Johnson	Charcandrick West	
1/3	OAKLAND	Tyvon Branch Chris Conley	Frankie Hammond Jr.	
1/9	@ Houston	Eric Berry Dustin Colquitt	Derrick Johnson Jeremy Maclin	Alex Smith Daniel Sorensen
1/16	@ New England			

2015 KANSAS CITY CHIEFS INACTIVES			
Date	Opponent	Players	
9/13	@ Houston	Jeff Allen Marcus Cooper Frankie Hammond Jr. Aaron Murray	Steven Nelson Rakeem Nunez-Roches Brian Parker
9/17	DENVER	Jeff Allen Frankie Hammond Jr. Dezman Moses Aaron Murray	Steven Nelson Rakeem Nunez-Roches Brian Parker
9/28	@ Green Bay	Frankie Hammond Jr. Dezman Moses Aaron Murray Steven Nelson	Rakeem Nunez-Roches Brian Parker Jah Reid
10/4	@ Cincinnati	Dezman Moses Aaron Murray Steven Nelson Rakeem Nunez-Roches	Brian Parker Jah Reid Albert Wilson
10/11	CHICAGO	Marcus Cooper Josh Mauga Aaron Murray Rakeem Nunez-Roches	Brian Parker Jah Reid Albert Wilson
10/18	@ Minnesota	Marcus Cooper Frankie Hammond Jr. Josh Mauga Aaron Murray	Brian Parker Dontari Poe Jah Reid
10/25	PITTSBURGH	Marcus Cooper Mike DeVito Jeremy Maclin Aaron Murray	Brian Parker Jah Reid Ramik Wilson
11/1	DETROIT	Marcus Cooper Mike DeVito Ben Grubbs Frankie Hammond Jr.	Aaron Murray James O'Shaughnessy Ramik Wilson
11/15	@ Denver	Allen Bailey Marcus Cooper Knile Davis Ben Grubbs	Aaron Murray James O'Shaughnessy Ramik Wilson
11/22	@ San Diego	Allen Bailey Knile Davis Dee Ford Ben Grubbs	David King Aaron Murray Ramik Wilson
11/29	BUFFALO	Allen Bailey Dee Ford Ben Grubbs David King	Aaron Murray De'Anthony Thomas Charcandrick West
12/6	@ Oakland	Husain Abdullah Allen Bailey Justin Houston David King	Mitch Morse Aaron Murray De'Anthony Thomas
12/13	SAN DIEGO	Husain Abdullah Jeff Allen Mike DeVito Justin Houston	Aaron Murray Rakeem Nunez-Roches De'Anthony Thomas
12/20	@ Baltimore	Husain Abdullah Jeff Allen Justin Houston David King	Aaron Murray Rakeem Nunez-Roches De'Anthony Thomas
12/27	CLEVELAND	Husain Abdullah Tamba Hali Justin Houston David King	Aaron Murray Rakeem Nunez-Roches De'Anthony Thomas
1/3	OAKLAND	Husain Abdullah Justin Houston David King Aaron Murray	Rakeem Nunez-Roches Jah Reid
POSTSEASON			
1/9	@ Houston	Marcus Cooper David King Mitch Morse Dezman Moses	Aaron Murray Rakeem Nunez-Roches Jarrod Pughsley
1/16	@ New England		

2015 TURNOVER CHART

DEFENSIVE TAKEAWAYS					
Date	Opponent	Takeaway	Qtr.	Yd-Line	Result
9/13	@ Houston	M. Peters INT (B. Hoyer)	1	HOU-13	TD
		A. Bailey FR (J. Houston FF)	2	HOU-7	TD
9/17	DENVER	M. Peters INT (P. Manning)	2	KC-45	INT TD
9/28	@ Green Bay	None			
10/4	@ Cincinnati	None			
10/11	CHICAGO	R. Wilson FR in end zone (A. Bailey FF)	1	End zone	TD
10/18	@ Minnesota	R. Parker INT (T. Bridgewater)	1	End zone	Punt
		M. Peters INT (T. Bridgewater)	4	KC-23	TD
10/25	PITTSBURGH	D. Johnson INT (L. Jones)	2	KC-42	Missed FG
		E. Berry INT (L. Jones)	3	KC-32	TD
		J. Howard FR (T. Hali FF)	4	KC-48	End of Game
11/1	DETROIT	S. Smith INT (M. Stafford)	2	DET-37	FG
		J. Houston INT (M. Stafford)	2	KC-49	TD
11/15	@ Denver	M. Peters INT (P. Manning)	1	KC-41	TD
		S. Smith INT (P. Manning)	1	KC-45	FG
		J. Mauga INT (P. Manning)	2	DEN-28	FG
		R. Parker INT (P. Manning)	3	KC-49	Punt
		E. Berry INT (B. Osweiler)	4	End zone	TD
11/22	@ San Diego	J. Houston INT (P. Rivers)	3	SD-16	INT TD
11/29	BUFFALO	J. Howard FR (D. Poe FF)	1	KC-28	Punt
		D. Poe FR (T. Hali FF)	3	BUF-31	FG
12/6	@ Oakland	J. Mauga INT (D. Carr)	4	KC-33	TD
		M. Peters INT (D. Carr)	4	KC-29	TD
		T. Branch INT (D. Carr)	4	OAK-38	INT TD
12/13	SAN DIEGO	D. Johnson INT (P. Rivers)	2	KC-34	FG
12/20	@ Baltimore	T. Branch FR (D. Johnson FF)	1	KC-27	TD
		M. Peters INT (J. Clausen)	4	KC-10	INT TD
		M. Peters INT (J. Clausen)	4	KC-17	Punt
12/27	CLEVELAND	M. Peters INT (J. Manziel)	2	KC-25	Punt
1/3	OAKLAND	R. Parker INT (D. Carr)	2	End zone	INT
POSTSEASON DEFENSIVE TAKEAWAYS					
1/9	@ Houston	E. Berry INT (B. Hoyer)	1	HOU-33	INT
		D. Poe FR (A. Bailey FF)	1	KC-42	FG
		J. Mauga INT (B. Hoyer)	2	KC-2	Punt
		M. Peters INT (B. Hoyer)	2	KC-18	Punt
		S. Smith INT (B. Hoyer)	4	HOU-34	FG
1/16	@ New England				

OFFENSIVE GIVEAWAYS					
Date	Opponent	Giveaway	Qtr.	Yd-Line	Result
9/13	@ Houston	None			
9/17	DENVER	J. Charles fumble (D. Bruton FF; D. Stewart FR)	1	DEN-6	Punt
		A. Smith INT (A. Talib)	2	KC-24	TD
		A. Smith INT (C. Harris Jr.)	4	DEN-10	Punt
		J. Charles fumble (B. Marshall FF; B. Roby FR)	4	KC-21	TD
9/28	@ Green Bay	A. Smith INT (S. Shields)	3	KC-19	TD
10/4	@ Cincinnati	T. Kelce fumble (M. Johnson FF; R. Nelson FR)	3	KC-30	TD
10/11	CHICAGO	None			
10/18	@ Minnesota	C. West fumble (D. Hunter FF; B. Robison FR)	4	MIN-42	Punt
10/25	PITTSBURGH	None			
11/1	DETROIT	None			
11/15	@ Denver	None			
11/22	@ San Diego	None			
11/29	BUFFALO	None			
12/6	@ Oakland	J. Maclin fumble (M. Smith FF; C. Woodson FR)	2	OAK-43	Punt
		T. Kelce fumble (C. Woodson FF & FR)	2	OAK-26	TD
12/13	SAN DIEGO	A. Smith INT (J. Verrett)	2	SD-4	Punt
12/20	@ Baltimore	None			
12/27	CLEVELAND	A. Smith INT (N. Orchard)	2	CLE-13	INT
1/3	OAKLAND	A. Smith INT (T. Carrie)	2	KC-48	INT
		A. Smith INT (D. Amerson)	2	KC-24	INT TD
POSTSEASON OFFENSIVE GIVEAWAYS					
1/9	@ Houston	A. Smith INT (B. Cushing)	1	HOU-17	Fumble
1/16	@ New England				

SPECIAL TEAMS/MISC. TAKEAWAYS					
Date	Opponent	Takeaway	Qtr.	Yd-Line	Result
11/22	@ San Diego	J. Fleming FR (J. Herndon)	4	SD-44	Punt
POSTSEASON SPECIAL TEAMS/MISC. TAKEAWAYS					

SPECIAL TEAMS/MISC. GIVEAWAYS					
Date	Opponent	Giveaway	Qtr.	Yd-Line	Result
9/17	DENVER	D. Thomas fumble (B. Fowler FF; T. Davis FR)	2	KC-31	Downs
12/13	SAN DIEGO	F. Hammond fumble (J. Attaochu FF; M. Windt FR)	1	KC-22	Missed FG
POSTSEASON SPECIAL TEAMS/MISC. GIVEAWAYS					

2015 TURNOVERS			
Offense:	13 Giveaways 43 Points (6 TDs, 0 FG)		Ratio
			+14 (29 takes, 15 gives)
Defense:	28 Takeaways 119 Points (15 TDs, 5 FGs)		Points Off Turnovers Ratio
Special Teams:	2 Giveaways 0 Points (0 TD, 0 FG)		+76 (119 scored, 43 allowed)
	1 Takeaway 0 Points (0 TD, 0 FG)		

2015 POSTSEASON TURNOVERS			
Offense:	1 Giveaway 0 Points (0 TD, 0 FG)		Ratio
			+4 (5 takes, 1 give)
Defense:	5 Takeaways 6 Points (0 TDs, 2 FGs)		Points Off Turnovers Ratio
Special Teams:	0 Giveaways 0 Points (0 TD, 0 FG)		+6 (6 scored, 0 allowed)
	0 Takeaways 0 Points (0 TD, 0 FG)		

2015 TAKEAWAY/GIVEAWAY CHART							
Date	Opponent	KC +/- Ratio	KC Takes	Points Off Takes	KC Gives	Points Off Gives	Points Off TO Ratio
9/13	@ Houston	+2	2 (1 FUM, 1 INT)	14	0 (0 FUM, 0 INT)	0	+14
9/17	DENVER	-4	1 (0 FUM, 1 INT)	7	5 (3 FUM, 2 INT)	14	-7
9/28	@ Green Bay	-1	0 (0 FUM, 0 INT)	0	1 (0 FUM, 1 INT)	7	-7
10/4	@ Cincinnati	-1	0 (0 FUM, 0 INT)	0	1 (1 FUM, 0 INT)	8	-8
10/11	CHICAGO	+1	1 (1 FUM, 0 INT)	7	0 (0 FUM, 0 INT)	0	+7
10/18	@ Minnesota	+1	2 (0 FUM, 2 INT)	7	1 (1 FUM, 0 INT)	0	+7
10/25	PITTSBURGH	+3	3 (1 FUM, 2 INT)	7	0 (0 FUM, 0 INT)	0	+7
11/1	DETROIT	+2	2 (0 FUM, 2 INT)	10	0 (0 FUM, 0 INT)	0	+10
11/15	@ Denver	+5	5 (0 FUM, 5 INT)	20	0 (0 FUM, 0 INT)	0	+20
11/22	@ San Diego	+2	2 (1 FUM, 1 INT)	7	0 (0 FUM, 0 INT)	0	+7
11/29	BUFFALO	+2	2 (2 FUM, 0 INT)	3	0 (0 FUM, 0 INT)	0	+3
12/6	@ Oakland	+1	3 (0 FUM, 3 INT)	20	2 (2 FUM, 0 INT)	7	+13
12/13	SAN DIEGO	-1	1 (0 FUM, 1 INT)	3	2 (1 FUM, 1 INT)	0	+3
12/20	@ Baltimore	+3	3 (1 FUM, 2 INT)	14	0 (0 FUM, 0 INT)	0	+14
12/27	CLEVELAND	0	1 (0 FUM, 1 INT)	0	1 (0 FUM, 1 INT)	0	0
1/3	OAKLAND	-1	1 (0 FUM, 1 INT)	0	2 (0 FUM, 2 INT)	7	-7
	TOTALS	+14	29 (7 FUM, 22 INT)	119	15 (8 FUM, 7 INT)	43	+76
2015 POSTSEASON TAKEAWAY/GIVEAWAY CHART							
1/9	@ Houston	+4	5 (1 FUM, 4 INT)	6	1 (0 FUM, 1 INT)	0	+6
1/16	@ New England						
	TOTALS	+4	5 (1 FUM, 4 INT)	+6	1 (0 FUM, 1 INT)	0	+6

INSIDE THE 20			
Date	Opponent	Offense	Defense
9/13	@ Houston	TD - Pass FG - 27 yards TD - Pass	TD - Pass FG - 34 yards Turnover on Downs TD - Pass
9/17	DENVER	Fumble FG - 35 yards Interception TD - Run	TD-Pass TD-Pass TD-Pass
9/28	@ Green Bay	TD - Run TD - Pass TD - Run TD - Run	TD - Pass TD - Pass FG - 44 yards TD - Pass TD - Pass
10/4	@ Cincinnati	FG - 22 yards FG - 34 yards FG - 29 yards	TD - Run TD - Run TD - Pass TD - Run
10/11	CHICAGO	TD - Pass FG - 35 yards FG Blocked - 27 yards	FG - 30 yards TD - Pass
10/18	@ Minnesota	Turnover on Downs FG - 48 yards	Interception FG - 24 yards TD - Pass
10/25	PITTSBURGH	FG - 30 yards FG - 22 yards FG - 27 yards TD - Run TD - Pass	FG - 24 yards TD - Pass FG - 36 yards
11/1	DETROIT	TD - Run TD - Run FG - 33 yards TD - Run TD - Pass TD - Pass TD - Run	FG - 35 yards
11/15	@ Denver	TD - Run FG - 34 yards FG - 33 yards	Interception TD - Run TD - Pass
11/22	@ San Diego	TD - Run FG - 28 yards FG - 24 yards TD - Run TD - Run	None
11/29	BUFFALO	TD - Run TD - Pass FG - 32 yards End of Game	FG - 27 yards TD - Pass TD - Pass
12/6	@ Oakland	TD - Run TD - Run TD - Run TD - Pass	TD - Run TD - Pass
12/13	SAN DIEGO	None	FG - 30 yards End of Game
12/20	@ Baltimore	TD - Pass FG - 32 yards	TD - Pass Interception
12/27	CLEVELAND	TD - Pass TD - Pass	TD - Run FG - 36 yards
1/3	OAKLAND	TD - Run TD - Pass Downs	FG - 29 yards

INSIDE THE 20		
Possessions	54	40
Scores	48	35
Touchdowns	31	24
Field Goals	17	11
Total Points in 20	265	197
Fumbles	1	0
Interceptions	1	3
Missed Field Goals	1	0
Lost on Downs	2	1
End of Half/Game	1	1
TDs Outside 20	8	8

POSTSEASON INSIDE THE 20			
Date	Opponent	Offense	Defense
1/9	@ Houston	TD - Pass TD - Run FG - 33 yards	Interception
1/16	@ New England		

GOAL TO GO SITUATIONS			
Date	Opponent	Offense	Defense
9/13	@ Houston	TD - Pass	TD - Pass TD - Pass
9/17	DENVER	Fumble TD - Run	TD - Pass
9/28	@ Green Bay	TD - Run TD - Pass TD - Run TD - Run	TD - Pass TD - Pass TD - Pass TD - Pass
10/4	@ Cincinnati	FG - 22 yards	TD - Run TD - Run TD - Run
10/11	CHICAGO	FG - Blocked	None
10/18	@ Minnesota	None	Interception FG - 24 yards TD - Pass
10/25	PITTSBURGH	FG - 22 yards TD - Run TD - Pass	None
11/1	DETROIT	TD - Run TD - Run TD - Pass TD - Run	None
11/15	@ Denver	TD - Run FG - 33 yards	TD - Run
11/22	@ San Diego	TD - Run FG - 24 yards TD - Run TD - Run	None
11/29	BUFFALO	TD - Run	TD - Pass
12/6	@ Oakland	TD - Run TD - Pass	TD - Run TD - Pass
12/13	SAN DIEGO	None	End of Game
12/20	@ Baltimore	None	TD - Pass
12/27	CLEVELAND	None	TD - Run FG - 36 yards
1/3	OAKLAND	TD - Run	None

Goal-To-Go Situations	26	21
Scores	24	19
Touchdowns	20	17
Field Goals	4	2
Total Points	150	123
Fumbles	1	0
Interceptions	0	1
Missed Field Goals	1	0
Lost on Downs	0	0
End of Half/Game	0	1

POSTSEASON GOAL TO GO SITUATIONS			
Date	Opponent	Offense	Defense
1/9	@ Houston	TD - Run	Interception
1/16	@ New England		

BIG RUN PLAYS (10+ YARDS)					
Date	Opponent	Chiefs Player	Yds	Opp. Player	Yds
9/13	@ Houston	Knile Davis Jamaal Charles Jamaal Charles Jamaal Charles	10 13 11 11	Alfred Blue Jonathan Grimes Chris Polk	11 21 13
9/17	DENVER	Jamaal Charles Jamaal Charles Jamaal Charles Alex Smith	13 34 13 11	C.J. Anderson Ronnie Hillman C.J. Anderson	14 16 11
9/28	@ Green Bay	Jamaal Charles Jamaal Charles Alex Smith	10 13 19	Randall Cobb James Starks Alonzo Harris Eddie Lacy Aaron Rodgers	12 11 16 13 11
10/4	@ Cincinnati	Jamaal Charles Jamaal Charles Jamaal Charles Alex Smith	13 24 12 10	Jeremy Hill Giovani Bernard Giovani Bernard	10 13 16
10/11	CHICAGO	Jamaal Charles	15	Matt Forte Matt Forte	10 10
10/18	@ Minnesota			Adrian Peterson Adrian Peterson Matt Asiata	23 12 11
10/25	PITTSBURGH	De'Anthony Thomas Charcandrick West Charcandrick West	13 11 36	Le'Veon Bell Martavis Bryant Le'Veon Bell Le'Veon Bell	21 13 11 42
11/1	DETROIT	De'Anthony Thomas Alex Smith Alex Smith Charcandrick West Alex Smith Charcandrick West	10 49 12 15 10 32	Joique Bell Joique Bell	32 12
11/15	@ Denver	Charcandrick West Alex Smith Alex Smith	15 12 17	Ronnie Hillman Ronnie Hillman	11 19
11/22	@ San Diego	Alex Smith Spencer Ware Spencer Ware	10 52 20	Melvin Gordon	10
11/29	BUFFALO	Spencer Ware Spencer Ware Alex Smith Alex Smith Spencer Ware	16 12 10 11 35	LeSean McCoy LeSean McCoy LeSean McCoy Tyrod Taylor Tyrod Taylor	12 10 12 15 10
12/6	@ Oakland	Alex Smith Charcandrick West Spencer Ware	19 18 10	Lataavius Murray Jamize Olawale	35 13
12/13	SAN DIEGO	Spencer Ware Alex Smith Alex Smith Charcandrick West Charcandrick West	20 18 12 15 10	Melvin Gordon	10
12/20	@ Baltimore	Charcandrick West	38	Terrance West	12
12/27	CLEVELAND	Charcandrick West Alex Smith	22 29	Isaiah Crowell Johnny Manziel Johnny Manziel Isaiah Crowell Jordan Poyer Isaiah Crowell Johnny Manziel Duke Johnson Jr. Johnny Manziel	28 23 34 10 10 11 10 11 11
1/3	OAKLAND	Charcandrick West Spencer Ware Jeremy Maclin Alex Smith Spencer Ware Alex Smith	13 15 18 22 14 11		
	TOTALS	53-934 (17.6), 5 TDs		46-702 (15.3), 2 TDs	

BIG RUN PLAYS (10+ YARDS) - POSTSEASON					
Date	Opponent	Chiefs Player	Yds	Opp. Player	Yds
1/9	@ Houston	Spencer Ware Spencer Ware	23 12	Alfred Blue Alfred Blue	49 13
1/16	@ New England				
	TOTALS	2-35 (17.5), 0 TDs		2-62 (31.0), 0 TDs	

BIG PASS PLAYS (20+ YARDS)					
Date	Opponent	Chiefs Players	Yds	Opp. Players	Yds
9/13	@ Houston	Smith - Kelce Smith - Maclin	42 20	Hoyer - Washington Mallett - Shorts	32 20
9/17	DENVER	Smith-O'Shaughnessy Smith-Maclin Smith-O'Shaughnessy Smith-Kelce	24 30 30 29	Manning-Thomas Manning-Thomas	20 22
9/28	@ Green Bay	Smith-Kelce Smith-Kelce Smith-Maclin Smith-Maclin	38 20 31 61	Rodgers-Lacy Rodgers-J. Jones Rodgers-Cobb Rodgers-J. Jones Rodgers-Cobb Rodgers-J. Jones	26 20 27 27 29 52
10/4	@ Cincinnati	Smith-Charles Smith-Maclin Smith-Maclin Smith-Maclin Smith-Conley	25 44 20 33 44	Dalton-Green Dalton-Burkhead Dalton-Sanu Dalton-Eifert Dalton-Tate Dalton-Sanu Dalton-Eifert	36 27 52 23 55 20 30
10/11	CHICAGO	Smith-Charles Smith-Maclin	26 23	Cutler-Wilson Cutler-Wilson Cutler-Meredith	33 22 20
10/18	@ Minnesota	Smith-Maclin Smith-Wilson Smith-Kelce	39 42 37	Bridgewater-Wallace Bridgewater-Diggs Bridgewater-Diggs Bridgewater-Diggs	52 31 20 30
10/25	PITTSBURGH	Smith-Conley Smith-Wilson Smith-Kelce	25 40 26	Jones-Brown Jones-Brown Jones-Brown Jones-Brown	21 21 26 41
11/1	DETROIT	Smith-Thomas	23	Stafford-Johnson Stafford-Moore	30 21
11/15	@ Denver	Smith-Thomas Smith-West	36 80		
11/22	@ San Diego	Smith-West Smith-Harris Smith-Wilson Smith-Wilson Smith-Avant	47 25 27 23 20	Rivers-Inman	27
11/29	BUFFALO	Smith-Maclin Smith-Maclin Smith-Maclin Smith-Kelce	37 41 32 38	Taylor-Watkins Taylor-Watkins Taylor-Watkins Taylor-Watkins	48 28 33 21
12/6	@ Oakland	Smith-Kelce	26	Carr-Crabtree Carr-Cooper	25 23
12/13	SAN DIEGO	Smith-Wilson Smith-Wilson Smith-Maclin	29 44 21	Rivers-Herndon Rivers-Green Rivers-Floyd Rivers-Brown	21 22 41 22
12/20	@ Baltimore	Smith-Kelce Smith-Kelce	21 29	Clausen-Aiken Clausen-Aiken Clausen-Butler	30 48 41
12/27	CLEVELAND			Manziel-Barnidge	24
1/3	OAKLAND	Smith-Maclin	25	Carr-Crabtree	31
	TOTALS	42-1,373 (32.7), 6 TDs		46-1,371 (29.8), 9 TDs	

BIG PASS PLAYS (20+ YARDS) - POSTSEASON					
Date	Opponent	Chiefs Player	Yds	Opp. Player	Yds
1/9	@ Houston	Smith-Kelce Smith-Kelce	25 48		
1/16	@ New England				
	TOTALS	2-73 (36.5), 0 TDs		0-0 (0.0), 0 TDs	

2015 ADVANCES CHART					
KANSAS CITY ADVANCES					
Date	Opp.	Rushes	Completions	Advances	Outcome
9/13	@ Houston	32	22	54	W 27-20
9/17	DENVER	28	16	44	L 31-24
9/28	@ Green Bay	18	24	42	L 38-28
10/4	@ Cincinnati	23	31	54	L 36-21
10/11	CHICAGO	25	16	41	L 18-17
10/18	@ Minnesota	18	22	40	L 16-10
10/25	PITTSBURGH	29	21	50	W 23-13
11/1	DETROIT	32	20	52	W 45-10
11/15	@ Denver	32	17	49	W 29-13
11/22	@ San Diego	31	20	51	W 33-3
11/29	BUFFALO	27	19	46	W 30-22
12/6	@ Oakland	22	16	38	W 34-20
12/13	SAN DIEGO	25	15	40	W 10-3
12/20	@ Baltimore	28	21	49	W 34-14
12/27	CLEVELAND	27	15	42	W 17-13
1/3	OAKLAND	39	15	54	W 23-17
TOTALS		436	310	746	
POSTSEASON ADVANCES					
1/9	@ Houston	37	17	54	W 30-0
1/16	@ New England				
TOTALS		37	17	54	
OPPONENT ADVANCES					
Date	Opponent	Rushes	Completions	Advances	Outcome
9/13	@ Houston	21	26	47	W 27-20
9/17	DENVER	22	26	48	L 31-24
9/28	@ Green Bay	32	24	56	L 38-28
10/4	@ Cincinnati	26	17	43	L 36-21
10/11	CHICAGO	26	26	52	L 18-17
10/18	@ Minnesota	35	17	52	L 16-10
10/25	PITTSBURGH	24	16	40	W 23-13
11/1	DETROIT	14	23	37	W 45-10
11/15	@ Denver	16	19	35	W 29-13
11/22	@ San Diego	25	19	44	W 33-3
11/29	BUFFALO	28	21	49	W 30-22
12/6	@ Oakland	24	31	55	W 34-20
12/13	SAN DIEGO	18	24	42	W 10-3
12/20	@ Baltimore	20	26	46	W 34-14
12/27	CLEVELAND	36	13	49	W 17-13
1/3	OAKLAND	16	21	37	W 23-17
TOTALS		383	349	732	
POSTSEASON ADVANCES					
1/9	@ Houston	25	15	40	W 30-0
1/16	@ New England				
TOTALS		25	15	40	
Chiefs Record When:					
Regular Season			Postseason		
Having 45 or more advances:		8-1		1-0	
Having 50 or more advances:		5-1		1-0	
Having less than 45 advances:		3-4		0-0	
Having less than 50 advances:		6-4		0-0	
Allowing 45 or more advances:		5-4		0-0	
Allowing 50 or more advances:		1-3		0-0	
Allowing less than 45 advances:		6-1		1-0	
Allowing less than 50 advances:		10-2		1-0	
NOTE: Advances equal to all rushing attempts plus completions.					

2015 KANSAS CITY CHIEFS SCORING DRIVES

Date	Opp	Acquired	Drive Start	Plays	Yards	Time	First Downs	Scoring Play
9/13	@ HOU	Interception	HOU 13	2	13	0:42	1	Kelce: 10-yard pass from Smith
		Punt	KC 17	8	83	4:12	4	Kelce: 42-yard pass from Smith
		Kickoff	KC 25	10	66	5:20	4	Santos: 27-yard FG
		Punt	KC 48	5	22	2:32	1	Santos: 48-yard FG
		Fumble	HOU 7	1	7	0:06	1	Charles: 7-yard pass from Smith
9/17	DEN	Downs	KC 22	6	78	3:23	3	Charles: 34-yard run
		Kickoff	KC 20	10	63	5:13	3	Santos: 35-yard FG
		Punt	KC 39	6	61	2:15	3	Davis: 8-yard run
9/28	@ GB	Downs	KC 39	3	61	1:06	4	Charles: 9-yard run
		Kickoff	KC 20	11	80	6:22	5	Maclin: 5-yard pass from Smith
		Kickoff	KC 11	7	89	2:14	4	Charles: 4-yard run
		Punt	KC 17	17	83	4:23	7	Charles: 7-yard run
10/4	@ CIN	Kickoff	KC 18	13	78	6:58	4	Santos: 22-yard FG
		Kickoff	KC 20	6	58	3:09	2	Santos: 40-yard FG
		Punt	KC 7	10	60	4:34	4	Santos: 51-yard FG
		Missed FG	KC 34	8	49	4:24	2	Santos: 34-yard FG
		Kickoff	KC 20	8	58	4:06	3	Santos: 40-yard FG
		Kickoff	KC 18	16	71	5:43	5	Santos: 29-yard FG
		Kickoff	KC 20	5	47	2:16	1	Santos: 51-yard FG
10/11	CHI	Punt	KC 46	7	54	3:28	4	Thomas: 19-yard pass from Smith
		Punt	KC 27	11	57	3:00	3	Santos: 35-yard FG
10/18	@ MIN	Punt	KC 43	8	28	3:27	2	Santos: 48-yard FG
		Interception	KC 23	7	77	2:26	4	Wilson: 42-yard pass from Smith
10/25	PIT	Punt	KC 41	10	48	4:08	3	Santos: 30-yard FG
		Kickoff	KC 20	13	77	7:04	4	Santos: 22-yard FG
		Downs	KC 32	8	59	3:41	2	Santos: 27-yard FG
		Interception	KC 47	9	53	5:22	4	West: 1-yard run
		Kickoff	KC 16	8	84	5:04	4	Conley: 6-yard pass from Smith
11/1	DET	Kickoff	KC 44	9	56	5:02	4	Thomas: 10-yard run
		Punt	KC 27	7	73	2:47	3	Smith: 12-yard run
		Interception	DET 37	6	22	2:42	1	Santos: 33-yard FG
		Interception	KC 48	6	52	2:53	3	West: 8-yard run
		Kickoff	KC 39	11	61	6:07	5	Kelce: 2-yard pass from Smith
		Punt	DET 16	2	16	0:46	1	Maclin: 17-yard pass from Smith
		Kickoff	DET 41	2	41	0:41	3	Ware: 4-yard run
11/15	@ DEN	Interception	DEN 31	5	31	2:36	3	West: 4-yard run
		Punt	KC 27	6	43	3:52	1	Santos: 48-yard FG
		Interception	50	8	19	3:31	1	Santos: 49-yard FG
		Interception	DEN 24	4	8	1:21	0	Santos: 34-yard FG
		Punt	KC 39	12	46	2:38	3	Santos: 33-yard FG
		Punt	DEN 41	6	9	2:31	1	Santos: 50-yard FG
		Interception	KC 19	2	81	0:53	1	West: 80-yard pass from Smith
11/22	@ SD	Punt	KC 29	9	71	5:26	3	Poe: 1-yard run
		Kickoff	KC 20	11	70	6:16	3	Santos: 28-yard FG
		Punt	KC 14	9	80	2:14	5	Santos: 24-yard FG
		Punt	KC 23	6	77	3:39	4	Ware: 3-yard run
		Downs	SD 24	3	24	1:41	2	Ware: 3-yard run
11/29	BUF	Punt	KC 20	6	80	3:10	5	Ware: 3-yard run
		Kickoff	KC 20	2	80	0:41	3	Maclin: 41-yard pass from Smith
		Kickoff	KC 36	6	64	3:45	3	Kelce: 15-yard pass from Smith
		Fumble	BUF 34	4	3	1:35	0	Santos: 49-yard FG
		Kickoff	KC 21	10	59	5:11	2	Santos: 38-yard FG
12/6	@ OAK	Punt	KC 11	11	70	6:31	4	Santos: 37-yard FG
		Kickoff	KC 44	9	56	5:27	6	Smith: 3-yard run
		Kickoff	KC 20	9	80	5:44	4	Ware: 10-yard run
		Interception	OAK 2	2	2	0:41	1	Maclin: 1-yard pass from Smith
		Interception	OAK 13	2	13	0:11	1	Maclin: 13-yard pass from Smith
12/13	SD	Punt	KC 4	9	96	5:23	4	Wilson: 44-yard pass from Smith
		Interception	KC 39	4	39	0:27	2	Santos: 40-yard FG
12/20	@ BAL	Kickoff	KC 11	10	89	5:47	4	West: 38-yard run
		Downs	BAL 24	3	24	1:21	2	Maclin: 13-yard pass from Smith
		Punt	KC 36	8	29	3:16	2	Santos: 53-yard FG
		Punt	KC 5	14	81	8:41	5	Santos: 32-yard FG
12/27	CLE	Kickoff	KC 35	11	65	7:08	5	Maclin: 11-yard pass from Smith
		Punt	KC 40	9	39	4:43	2	Santos: 40-yard FG
		Punt	KC 44	5	56	1:03	3	Kelce: 13-yard pass from Smith
1/3	OAK	Kickoff	KC 20	8	80	4:08	5	Maclin: 25-yard pass from Smith
		Punt	KC 13	12	87	6:05	6	Ware: 3-yard run
		Kickoff	KC 47	4	53	1:58	3	Harris: 15-yard pass from Smith
	AVG			7.5	54.9	3:35	3.0	
	TOTALS			499	3,649	247:10	210	

2015 KANSAS CITY CHIEFS POSTSEASON SCORING DRIVES

Date	Opp	Acquired	Drive Start	Plays	Yards	Time	First Downs	Scoring Play
1/9	@ HOU	Fumble	KC 42	5	27	2:30	1	Santos: 49-yard FG
		Punt	KC 30	6	40	3:29	1	Santos: 49-yard FG
		Punt	KC 6	11	94	5:23	6	Conley: 9-yard pass from Smith
		Punt	KC 29	8	71	4:13	4	Ware: 5-yard run
		Interception	HOU 21	4	6	2:13	0	Santos: 33-yard FG
1/16	@ NE							
	AVG			6.8	47.6	3:34	2.4	
	TOTALS			34	238	17:48	12	

2015 KANSAS CITY CHIEFS OPPONENTS SCORING DRIVES

Date	Opp	Acquired	Drive Start	Plays	Yards	Time	First Downs	Scoring Play
9/13	@ HOU	Kickoff	HOU 20	8	80	3:42	5	Hopkins: 4-yard pass from Hoyer
		Punt	HOU 20	11	64	2:17	4	Bullock: 34-yard FG
		Missed FG	HOU 41	6	59	2:03	4	Hopkins: 8-yard pass from Mallett
		Punt	HOU 23	10	48	1:24	3	Bullock: 47-yard FG
9/17	DEN	Kickoff	DEN 20	10	80	3:56	5	Sanders: 16-yard pass from Manning
		Interception	KC 15	4	15	1:33	2	Green: 1-yard pass from Manning
		Punt	DEN 42	5	22	1:42	1	McManus: 54-yard FG
		Kickoff	DEN 20	10	80	1:51	5	Sanders: 19-yard pass from Manning
9/28	@ GB	Punt	GB 31	6	69	2:36	5	Montgomery: 8-yard pass from Rodgers
		Punt	GB 11	10	89	5:51	7	Cobb: 3-yard pass from Rodgers
		Kickoff	GB 23	9	51	5:47	3	Crosby: 44-yard FG
		Punt	GB 32	9	68	3:02	4	Jones: 27-yard pass from Rodgers
		Interception	KC 4	1	4	0:04	1	Cobb: 4-yard pass from Rodgers
		Kickoff	GB 20	8	80	3:46	3	Cobb: 4-yard pass from Rodgers
10/4	@ CIN	Kickoff	CIN 20	7	80	3:27	4	Hill: 8-yard run
		Kickoff	CIN 20	7	80	3:42	4	Bernard: 13-yard run
		Punt	CIN 23	7	77	3:08	3	Tate: 55-yard pass from Dalton
		Fumble	KC 5	2	5	0:12	1	Hill: 5-yard run
		Kickoff	CIN 40	8	60	4:38	3	Hill: 1-yard run
10/11	CHI	Kickoff	CHI 20	14	54	7:20	4	Gould: 44-yard FG
		Blocked FG	CHI 15	11	73	5:13	4	Gould: 30-yard FG
		Punt	CHI 12	11	88	4:46	5	Wilson: 22-yard pass from Cutler
		Punt	CHI 33	8	67	1:46	4	Forte: 7-yard pass from Cutler
10/18	@ MIN	Punt	MIN 46	9	48	4:00	2	Walsh: 24-yard FG
		Punt	MIN 49	11	51	6:09	4	Rudolph: 4-yard pass from Bridgewater
		Punt	MIN 27	6	46	2:34	2	Walsh: 45-yard FG
		Kickoff	MIN 20	10	53	4:00	2	Walsh: 45-yard FG
10/25	PIT	Kickoff	PIT 33	14	61	7:48	3	Boswell: 24-yard FG
		Kickoff	PIT 38	6	77	2:43	3	Bryant: 19-yard pass from Jones
		Punt	PIT 28	7	54	3:56	2	Boswell: 36-yard FG
11/1	DET	Kickoff	DET 20	10	63	5:51	4	Prater: 35-yard FG
		Kickoff	DET 23	7	77	2:50	4	Moore: 21-yard pass from Stafford
11/15	@ DEN	Kickoff	DEN 20	12	80	5:43	6	Hillman: 1-yard run
		Missed FG	DEN 38	5	62	1:23	3	Caldwell: 7-yard pass from Osweiler
11/22	@ SD	Kickoff	SD 20	11	46	5:00	3	Lambo: 52-yard FG
11/29	BUF	Kickoff	BUF 23	7	68	3:07	2	Carpenter: 27-yard FG
		Punt	BUF 35	10	65	4:15	4	Watkins: 28-yard pass from Taylor
		Kickoff	BUF 25	9	75	4:28	4	Watkins: 21-yard pass from Taylor
		Kickoff	BUF 30	9	70	4:56	6	McCoy: 10-yard pass from Taylor
12/6	@ OAK	Kickoff	OAK 20	9	80	4:35	5	Murray: 2-yard run
		Fumble	KC 36	4	36	0:40	2	Crabtree: 25-yard pass from Carr
		Kickoff	OAK 17	13	83	7:04	7	Smith: 5-yard pass from Carr
12/13	SD	Missed FG	SD 36	10	52	6:22	3	Lambo: 30-yard FG
12/20	@ BAL	Kickoff	KC 45	6	45	2:43	3	Juszczyk: 1-yard pass from Clausen
		Kickoff	BAL 28	5	72	0:50	2	Aiken: 48-yard pass from Clausen
12/27	CLE	Punt	CLE 44	7	29	3:36	1	Coons: 45-yard FG
		Kickoff	CLE 18	9	82	5:45	5	Crowell: 10-yard run
		Punt	CLE 20	21	62	12:01	6	Coons: 36-yard FG
1/3	OAK	Kickoff	KC 38	5	27	2:11	1	Janikowski: 29-yard FG
		Downs	OAK 28	5	72	1:14	4	Crabtree: 31-yard pass from Carr
	AVG			8.4	60.6	3:47	3.5	
	TOTALS			419	3,029	189:20	177	

2015 KANSAS CITY CHIEFS OPPONENTS POSTSEASON SCORING DRIVES

Date	Opp	Acquired	Drive Start	Plays	Yards	Time	First Downs	Scoring Play
1/9	@ HOU		None					
1/16	@ NE							
	AVG							
	TOTALS							

THE LAST TIME **(Regular Season Games)**

PUNT RETURN FOR TOUCHDOWN

By K.C. De'Anthony Thomas 81 yds., OAKLAND 12/14/14
By Opp. Travis Benjamin 93 yds., at Cleveland 12/9/12

KICKOFF RETURN FOR TOUCHDOWN

By K.C. Knile Davis 99 yds., ST. LOUIS 10/26/14
By Opp. Jacoby Ford 94 yds., OAKLAND 11/7/10

INTERCEPTION RETURN FOR TOUCHDOWN

By K.C. Marcus Peters 90 yds., at Baltimore 12/20/15
By Opp. David Amerson 24 yds., OAKLAND 1/3/16

FUMBLE RETURN FOR TOUCHDOWN

By K.C. Tyvon Branch 73 yds., at Baltimore 12/20/15
By Opp. Bradley Roby 21 yds., DENVER 9/17/15

TWO-SACK GAME

By K.C. Dee Ford (3.0) SAN DIEGO 12/13/15
By Opp. Za'Darius Smith at Baltimore 12/20/15

THREE-SACK GAME

By K.C. Dee Ford SAN DIEGO 12/13/15
By Opp. Marcell Dareus at Buffalo 11/9/14

TWO-INTERCEPTION GAME

By K.C. Marcus Peters at Baltimore 12/20/15
By Opp. Jason McCourty TENNESSEE 9/7/14

SHUTOUT

By K.C. Kansas City 28, Oakland 0 at Oakland 10/23/11
By Opp. Oakland 15, Kansas City 0 at Oakland 12/16/12

SAFETY

By K.C. D. Alexander (blocked P M. King in end zone) OAKLAND 1/3/16
By Opp. J. Jenkins and R. Starks (sacked QB A. Smith) at Miami 9/21/14

MADE TWO-POINT CONVERSION

By K.C. Smith-to-Kelce at Oakland 12/6/15
By Opp. Jeremy Hill run at Cincinnati 10/4/15

FAILED TWO-POINT CONVERSION

By K.C. Alex Smith pass at Oakland 12/6/15
By Opp. Tyrod Taylor pass BUFFALO 11/29/15

THREE RUSHING TOUCHDOWNS

By K.C. Jamaal Charles (9, 4, 7) at Green Bay 9/28/15
By Opp. Jeremy Hill (8, 5, 1) at Cincinnati 10/4/15

THREE TOUCHDOWN PASSES

By K.C. Alex Smith (10, 42, 7) at Houston 9/13/15
By Opp. Tyrod Taylor (28, 21, 10) BUFFALO 11/29/15

FOUR TOUCHDOWN PASSES

By K.C. Alex Smith (5) (49, 39, 16, 71, 6) at Oakland 12/15/13
By Opp. Aaron Rodgers (5) (8, 3, 27, 4, 4) at Green Bay 9/28/15

TWO RECEIVING TOUCHDOWNS

By K.C. Jeremy Maclin (1, 13) at Oakland 12/6/15
By Opp. Sammy Watkins (28, 21) BUFFALO 11/29/15

THREE RECEIVING TOUCHDOWNS

By K.C. Jamaal Charles (4) (49, 39, 16, 71) at Oakland 12/15/13
By Opp. Randall Cobb (3, 4, 4) at Green Bay 9/28/15

100 YARDS RUSHING

By K.C.	Spencer Ware	114 yds. on 19 carries, BUFFALO.....	11/29/15
By Opp.	Johnny Manziel	108 yds. on 11 carries, CLEVELAND	12/27/15

100 YARDS RECEIVING

By K.C.	Jeremy Maclin	160 yds. on 9 recs., BUFFALO.....	11/29/15
By Opp.	Kamar Aiken.....	128 yds. on 8 recs., at Baltimore	12/20/15

300 YARDS PASSING

By K.C.	Alex Smith	386 yds. (31 of 45), at Cincinnati.....	10/4/15
By Opp.	Andy Dalton.....	321 yds. (17 of 24), at Cincinnati.....	10/4/15

400 YARDS PASSING

By K.C.	Matt Cassel	469 yds. (33 of 53), at Denver	11/14/10
By Opp.	Peyton Manning	403 yds. (22 of 35), DENVER.....	12/1/13

100-YARD RUSHER AND 300-YARD PASSER

By K.C.	Jamaal Charles (154) and Matt Cassel (331), CLEVELAND.....	12/20/09
By Opp.	Montee Ball (117) and Peyton Manning (403), DENVER	12/1/13

100-YARD RECEIVER AND 300-YARD PASSER

By K.C.	Jeremy Maclin (148) and Alex Smith (386), at Cincinnati.....	10/4/15
By Opp.	James Jones (139) and Aaron Rodgers (333), at Green Bay	9/28/15

100-YARD RUSHER, 300-YARD PASSER, 100-YARD RECEIVER

By K.C.	Jamaal Charles (154), Matt Cassel (331) and Chris Chambers (114), CLEVELAND.....	12/20/09
By Opp.	Montee Ball (117), Eric Decker (174)/Demaryius Thomas (106) and Peyton Manning (403), DENVER	12/1/13

TWO 100-YARD RECEIVERS

By K.C.	Eddie Kennison (117) and Tony Gonzalez (105), at Cleveland.....	12/3/06
By Opp.	Eric Decker (174) and Demaryius Thomas (106), DENVER	12/1/13

PUNT BLOCKED

By K.C.	D.J. Alexander (Marquette King punter), OAKLAND	1/3/16
By Opp.	J.T. Thomas (Dustin Colquitt punter), at Jacksonville	9/8/13

BLOCKED PUNT RETURNED FOR A TOUCHDOWN

By K.C.	Jon McGraw (Jon McGraw recovered in end zone) (Sam Koch punter), at Baltimore	9/13/09
By Opp.	Kennard Cox (Earl Thomas return, 10 yds.) (Dustin Colquitt punter), at Seattle	11/28/10

MADE FIELD GOAL OF 50 YARDS OR LONGER

By K.C.	Cairo Santos (53 yards), at Baltimore	12/20/15
By Opp.	Josh Lambo (52 yards), at San Diego	11/22/15

FIELD GOAL BLOCKED

By K.C.	Daniel Sorensen (Travis Coons, 51 yards), CLEVELAND	12/27/15
By Opp.	Pernell McPhee (Cairo Santos, 27 yards), CHICAGO.....	10/11/15

MISSED PAT

By K.C.	Cairo Santos (wide right), at Oakland.....	12/6/15
By Opp.	Sebastian Janikowski (left upright), at Oakland.....	12/6/15

BLOCKED FIELD GOAL RETURNED FOR A TOUCHDOWN

By K.C.	Kevin Ross (Jim Breech, 28 yds.), at Cincinnati.....	12/6/87
By Opp.	Has Never Happened	

50 POINTS

By K.C.	Kansas City 56, Oakland 31	at Oakland	12/15/13
By Opp.	Buffalo 54, Kansas City 31	BUFFALO	11/23/08

40 POINTS

By K.C.	Kansas City 45, Detroit 10.....	DETROIT.....	11/1/15
By Opp.	San Diego 41, Kansas City 38.....	SAN DIEGO	11/24/13

OVERTIME WIN: (Chiefs 14-19-2 in OT)

By K.C.	Kansas City 27, New Orleans 24.....	at New Orleans.....	9/23/12
By Opp.	San Diego 27, Kansas City 24.....	at San Diego.....	12/29/13
Tie	Kansas City 10, Cleveland 10	at Cleveland	11/19/89

THE LAST TIME (Postseason Games)

PUNT RETURN FOR TOUCHDOWN

By K.C. Has Never Happened.....
By Opp. Has Never Happened.....

KICKOFF RETURN FOR TOUCHDOWN

By K.C. Knile Davis 106 yds., at Houston..... 1/9/16
By Opp. Has Never Happened.....

INTERCEPTION RETURN FOR TOUCHDOWN

By K.C. Has Never Happened.....
By Opp. Kevin McArthur, 21 yards at N.Y. Jets..... 12/28/86

FUMBLE RETURN FOR TOUCHDOWN

By K.C. Has Never Happened.....
By Opp. Andrew Luck, 2 yards at Indianapolis 1/4/14

TWO-SACK GAME

By K.C. Allen Bailey at Houston 1/9/16
By Opp. Whitney Mercilus (3.0)..... at Houston 1/9/16

THREE-SACK GAME

By K.C. Has Never Happened (Since sacks became an official stat).....
By Opp. Whitney Mercilus at Houston 1/9/16

TWO-INTERCEPTION GAME

By K.C. Husain Abdullah at Indianapolis 1/4/14
By Opp. Kirby Jackson..... at Buffalo 1/5/92

SHUTOUT

By K.C. Kansas City 30, Houston 0 at Houston 1/9/16
By Opp. San Diego 17, Kansas City 0..... at San Diego..... 1/2/93

SAFETY

By K.C. Team Safety at N.Y. Jets..... 12/28/86
By Opp. Has Never Happened.....

MADE TWO-POINT CONVERSION

By K.C. Trent Green to Kris Wilson at Indianapolis 1/6/07
By Opp. Has Never Happened.....

FAILED TWO-POINT CONVERSION

By K.C. Has Never Happened.....
By Opp. Has Never Happened.....

THREE RUSHING TOUCHDOWNS

By K.C. Has Never Happened.....
By Opp. Thurman Thomas (12, 3, 3)..... at Buffalo 1/23/94

THREE TOUCHDOWN PASSES

By K.C. Alex Smith (6, 79, 5, 10)..... at Indianapolis 1/4/14
By Opp. Andrew Luck (10, 3, 12, 64) at Indianapolis 1/4/14

FOUR TOUCHDOWN PASSES

By K.C. Alex Smith (6, 79, 5, 10)..... at Indianapolis 1/4/14
By Opp. Andrew Luck (10, 3, 12, 64) at Indianapolis 1/4/14

TWO RECEIVING TOUCHDOWNS

By K.C. Has Never Happened.....
By Opp. T.Y. Hilton (10, 64) at Indianapolis 1/4/14

THREE RECEIVING TOUCHDOWNS

By K.C. Has Never Happened.....
By Opp. Fred Biletnikoff (24, 44, 54) at Oakland 12/22/68

100 YARDS RUSHING

By K.C. Priest Holmes (175 yards on 24 carries) INDIANAPOLIS 1/11/04
 By Opp. Joseph Addai (122 yards on 25 carries) at Indianapolis 1/6/07

100 YARDS RECEIVING

By K.C. Travis Kelce 128 yds., on 8 recs., at Houston 1/9/16
 By Opp. T.Y. Hilton 224 yds., on 13 recs., at Indianapolis 1/4/14

300 YARDS PASSING

By K.C. Alex Smith 30-46, 378 yards at Indianapolis 1/4/14
 By Opp. Andrew Luck 29-45, 443 yards at Indianapolis 1/4/14

400 YARDS PASSING

By K.C. Has Never Happened
 By Opp. Andrew Luck 29-45, 443 yards 1/4/14

100-YARD RUSHER AND 300-YARD PASSER

By K.C. Has Never Happened
 By Opp. Edgerrin James (125 yards) and Peyton Manning (304 yards) INDIANAPOLIS 1/11/04

100-YARD RECEIVER AND 300-YARD PASSER

By K.C. Dwayne Bowe (150 yards) and Alex Smith (378 yards) at Indianapolis 1/4/14
 By Opp. T.Y. Hilton (224 yards) and Andrew Luck (443 yards) at Indianapolis 1/4/14

100-YARD RUSHER, 300-YARD PASSER, 100-YARD RECEIVER

By K.C. Has Never Happened
 By Opp. Has Never Happened

TWO 100-YARD RECEIVERS

By K.C. Ed Podolak (110) and Elmo Wright (104) ... MIAMI 12/25/71
 By Opp. Has Never Happened

PUNT BLOCKED

By K.C. Keith Cash (PIT P M. Royals) PITTSBURGH 1/8/94
 By Opp. Has Never Happened

BLOCKED PUNT RETURNED FOR A TOUCHDOWN

By K.C. Albert Lewis, 0 yard return at N.Y. Jets 12/28/86
 By Opp. Has Never Happened

MADE FIELD GOAL OF 50 YARDS OR LONGER

By K.C. Has Never Happened
 By Opp. Adam Vinatieri (50 yards) at Indianapolis 1/6/07

FIELD GOAL BLOCKED

By K.C. Has Never Happened
 By Opp. Has Never Happened

MISSED PAT

By K.C. Nick Lowery at N.Y. Jets 12/28/86
 By Opp. Has Never Happened

BLOCKED FIELD GOAL RETURNED FOR A TOUCHDOWN

By K.C. Has Never Happened
 By Opp. Has Never Happened

50 POINTS

By K.C. Has Never Happened
 By Opp. Has Never Happened

40 POINTS

By K.C. Indianapolis 45, Kansas City 44 at Indianapolis 1/4/14
 By Opp. Indianapolis 45, Kansas City 44 at Indianapolis 1/4/14

OVERTIME WIN: (Chiefs 2-1 in OT)

By K.C. Kansas City 27, Pittsburgh 24 PITTSBURGH 1/8/94
 By Opp. Miami 27, Kansas City 24 (2 OT) MIAMI 12/25/71

A red-tinted photograph of the Kansas City skyline and Arrowhead Stadium. The skyline is visible in the background, and the stadium is in the foreground. The stadium's large "CHIEFS" sign and the Chiefs logo are prominent. The text "KANSAS CITY" is in yellow, and "CHIEFS" is in large white letters with a red outline.

KANSAS CITY

CHIEFS

Last Week's Gamebooks

THIS IS CHIEFS KINGDOM

Texans vs Chiefs

National Football League Game Summary

NFL Copyright © 2015 by The National Football League. All rights reserved. This summary and play-by-play is for the express purpose of assisting media in their coverage of the game; any other use of this material is prohibited without the written permission of the National Football League. Updated: 1/10/2016

Date: Saturday, 1/9/2016 **Kansas City Chiefs at Houston Texans** Start Time: 3:35 PM CST
at NRG Stadium, Houston, Texas

Game Day Weather
Game Weather: Sunny Temp: 54° F (12.2° C) Humidity: 56%, Wind: WNW 18 mph
Played Retractable Roof on Turf: Artificial Outdoor Weather: Sunny, Wind Chill: 50

Officials
Referee: Torbert, Ronald (62) Umpire: Paganelli, Carl (124) Head Linesman: Mello, Jim (48)
Line Judge: Mapp, Julian (10) Side Judge: Kemp, Alex (55) Field Judge: Rosenbaum, Doug (67)
Back Judge: Freeman, Steve (133) Replay Official: Smith, Billy ()

Kansas City Chiefs				Houston Texans			
Offense		Defense		Offense		Defense	
WR	19 J.Maclin	LDE	96 J.Howard	WR	10 D.Hopkins	RDE	99 J.Watt
LT	72 E.Fisher	NT	92 D.Poe	LT	74 C.Clark	NT	75 V.Wilfork
LG	71 J.Allen	RDE	97 A.Bailey	LG	71 X.Su'a-Filo	LDE	93 J.Crick
C	73 Z.Fulton	LOLB	50 J.Houston	C	60 B.Jones	SAM	59 W.Mercilus
RG	76 L.Duvernay-Tardif	LILB	56 D.Johnson	RG	79 B.Brooks	MIKE	56 B.Cushing
RT	79 D.Stephenson	RILB	90 J.Mauga	RT	72 D.Newton	WILL	55 B.McKinney
TE	87 T.Kelce	ROLB	51 F.Zombo	TE	84 R.Griffin	CB	30 K.Johnson
WR	12 A.Wilson	LCB	22 M.Peters	WR	11 J.Strong	LCB	25 K.Jackson
QB	11 A.Smith	RCB	21 S.Smith	QB	7 B.Hoyer	RCB	24 J.Joseph
RB	35 C.West	SS	38 R.Parker	RB	41 J.Grimes	FS	29 A.Hal
WR	81 J.Avant	FS	29 E.Berry	RB	28 A.Blue	SS	27 Q.Demps

Substitutions **Substitutions**
P 2 D.Colquitt, K 5 C.Santos, QB 10 C.Daniel, WR 17 C.Conley, CB 20 S.Nelson, SS 27 T.Branch, CB 30 J.Fleming, RB 32 S.Ware, RB 34 K.Davis, FS 39 D.Morris, RB 22 C.Polk, RB 33 A.Hunt, CB 34 A.Bouye, SS 35 E.Pleasant, S 40 K.Drummond, S 43 C.Moore, FB 45 J.Prosch, LS 46 J.Weeks, ILB 50 A.Dent, H.Abdullah, LS 41 J.Winchester, FB 42 A.Sherman, S 49 D.Sorensen, LB 53 K.Drummond, S 43 C.Moore, FB 45 J.Prosch, LS 46 J.Weeks, ILB 50 A.Dent, R.Wilson, LB 55 D.Ford, LB 57 D.Alexander, C 64 D.Munyer, DE 70 M.Devito, T OLB 51 J.Simon, ILB 52 B.Peters, ILB 53 M.Bullough, T 63 K.Lamm, WR 85 N.Washington, TE 87 C.Fiedorowicz, DT 92 B.Dunn, NT 95 C.Covington, 75 J.Reid, TE 82 B.Parker, TE 84 D.Harris, WR 85 F.Hammond, OLB 91 T.Hali, DE 98 N.Williams

Did Not Play **Did Not Play**
QB 5 B.Weeden, G 78 O.Aboushi

Not Active **Not Active**
QB 7 A.Murray, CB 31 M.Cooper, LB 54 D.Moses, G 60 J.Pughsley, C 61 QB 2 B.Daniels, FS 26 R.Moore, ILB 57 J.Tuggle, T 69 A.McDonald, TE 88 M.Morse, DE 93 D.King, DE 99 R.Nunez-Roches G.Graham, OLB 90 J.Clowney, DE 97 J.Pagan

Field Goals (made () & missed)						
C.Santos		(49)	(49)	(33)		
		1	2	3	4	OT
VISITOR:	Kansas City Chiefs	7	6	7	10	0
HOME:	Houston Texans	0	0	0	0	0

Scoring Plays							
Team	Qtr	Time	Play Description (Extra Point) (Drive Info)			Visitor	Home
Chiefs	1	14:49	K.Davis 106 yd. kickoff return (C.Santos kick) (0-0, 0:11)			7	0
Chiefs	2	12:50	C.Santos 49 yd. Field Goal (5-27, 2:30)			10	0
Chiefs	2	7:06	C.Santos 49 yd. Field Goal (6-40, 3:29)			13	0
Chiefs	3	4:35	C.Conley 9 yd. pass from A.Smith (C.Santos kick) (11-94, 5:23)			20	0
Chiefs	4	14:56	S.Ware 5 yd. run (C.Santos kick) (8-71, 4:13)			27	0
Chiefs	4	3:59	C.Santos 33 yd. Field Goal (4-6, 2:13)			30	0
Paid Attendance: 71,800						Time: 2:59	

Kansas City Chiefs vs Houston Texans
1/9/2016 at NRG Stadium

Final Individual Statistics

Kansas City Chiefs										Houston Texans									
RUSHING						RUSHING													
	ATT	YDS	AVG	LG	TD		ATT	YDS	AVG	LG	TD								
S.Ware	16	67	4.2	23	1	A.Blue	17	99	5.8	49	0								
A.Smith	5	27	5.4	11	0	J.Grimes	4	15	3.8	8	0								
C.West	8	26	3.3	6	0	J.Prosch	1	2	2.0	2	0								
K.Davis	4	12	3.0	5	0	A.Hunt	1	0	0.0	0	0								
A.Wilson	2	11	5.5	9	0	J.Watt	1	-1	-1.0	-1	0								
C.Daniel	2	-2	-1.0	-1	0	B.Hoyer	1	-1	-1.0	-1	0								
Total	37	141	3.8	23	1	Total	25	114	4.6	49	0								
PASSING										PASSING									
	ATT	CMP	YDS	SK/YD	TD	LG	IN	RT		ATT	CMP	YDS	SK/YD	TD	LG	IN	RT		
A.Smith	22	17	190	3/17	1	48	1	98.7	B.Hoyer	34	15	136	3/24	0	17	4	15.9		
Total	22	17	190	3/17	1	48	1	98.7	Total	34	15	136	3/24	0	17	4	15.9		
PASS RECEIVING										PASS RECEIVING									
	TAR	REC	YDS	AVG	LG	TD			TAR	REC	YDS	AVG	LG	TD					
T.Kelce	10	8	128	16.0	48	0	D.Hopkins		11	6	69	11.5	17	0					
J.Maclin	4	3	29	9.7	16	0	R.Griffin		8	3	29	9.7	15	0					
A.Wilson	4	2	9	4.5	6	0	J.Grimes		2	2	12	6.0	8	0					
C.West	1	1	9	9.0	9	0	J.Strong		2	1	17	17.0	17	0					
C.Conley	1	1	9	9.0	9	1	C.Shortts III		3	1	5	5.0	5	0					
A.Sherman	1	1	3	3.0	3	0	N.Washington		6	1	3	3.0	3	0					
F.Hammond	1	1	3	3.0	3	0	C.Fiedorowicz		1	1	1	1.0	1	0					
							A.Blue		1	0	0	0.0	0	0					
Total	22	17	190	11.2	48	1	Total		34	15	136	9.1	17	0					
INTERCEPTIONS										INTERCEPTIONS									
	NO	YDS	AVG	LG	TD		NO	YDS	AVG	LG	TD								
J.Mauga	1	20	20.0	20	0	B.Cushing	1	0	0.0	0	0								
S.Smith	1	13	13.0	13	0														
M.Peters	1	2	2.0	2	0														
E.Berry	1	0	0.0	0	0														
Total	4	35	8.8	20	0	Total	1	0	0.0	0	0								
PUNTING										PUNTING									
	NO	YDS	AVG	NET	TB	IN20	LG		NO	YDS	AVG	NET	TB	IN20	LG				
D.Colquitt	4	181	45.3	45.3	0	3	56	S.Lechler	5	228	45.6	38.8	0	1	53				
Total	4	181	45.3	45.3	0	3	56	Total	5	228	45.6	38.8	0	1	53				
PUNT RETURNS										PUNT RETURNS									
	NO	YDS	AVG	FC	LG	TD			NO	YDS	AVG	FC	LG	TD					
F.Hammond	4	34	8.5	1	14	0	K.Mumphery		0	0	0.0	3	0	0					
							[OUT OF BOUNDS]		1	0	0.0	0	0	0					
Total	4	34	8.5	1	14	0	Total		0	0	0.0	3	0	0					
KICKOFF RETURNS										KICKOFF RETURNS									
	NO	YDS	AVG	FC	LG	TD			NO	YDS	AVG	FC	LG	TD					
K.Davis	1	106	106.0	0	106	1	[TOUCHBACK]		7	0	0.0	0	0	0					
Total	1	106	106.0	0	106	1	Total		0	0	0.0	0	0	0					

Kansas City Chiefs

FUMBLES	FUM	LOST	OWN-REC	YDS	TD	FORCED	OPP-REC	YDS	TD	OUT-BDS
A.Bailey	0	0	0	0	0	2	0	0	0	0
D.Poe	0	0	0	0	0	0	1	0	0	0
Total	0	0	0	0	0	2	1	0	0	0

Houston Texans

FUMBLES	FUM	LOST	OWN-REC	YDS	TD	FORCED	OPP-REC	YDS	TD	OUT-BDS
B.Hoyer	2	1	1	0	0	0	0	0	0	0
Total	2	1	1	0	0	0	0	0	0	0

Final Team Statistics

	Visitor Chiefs	Home Texans
TOTAL FIRST DOWNS	18	14
By Rushing	8	3
By Passing	8	10
By Penalty	2	1
THIRD DOWN EFFICIENCY	4-11-36%	6-14-43%
FOURTH DOWN EFFICIENCY	0-0-0%	0-1-0%
TOTAL NET YARDS	314	226
Total Offensive Plays (inc. times thrown passing)	62	62
Average gain per offensive play	5.1	3.6
NET YARDS RUSHING	141	114
Total Rushing Plays	37	25
Average gain per rushing play	3.8	4.6
Tackles for a loss-number and yards	2-3	1-1
NET YARDS PASSING	173	112
Times thrown - yards lost attempting to pass	3-17	3-24
Gross yards passing	190	136
PASS ATTEMPTS-COMPLETIONS-HAD INTERCEPTED	22-17-1	34-15-4
Avg gain per pass play (inc.# thrown passing)	6.9	3.0
KICKOFFS Number-In End Zone-Touchbacks	7-7-7	1-1-0
PUNTS Number and Average	4-45.3	5-45.6
Had Blocked	0	0
FGs - PATs Had Blocked	0-0	0-0
Net Punting Average	45.3	38.8
TOTAL RETURN YARDAGE (Not Including Kickoffs)	69	0
No. and Yards Punt Returns	4-34	0-0
No. and Yards Kickoff Returns	1-106	0-0
No. and Yards Interception Returns	4-35	1-0
PENALTIES Number and Yards	5-52	4-29
FUMBLES Number and Lost	0-0	2-1
TOUCHDOWNS	3	0
Rushing	1	0
Passing	1	0
Kickoff Returns	1	0
EXTRA POINTS Made-Attempts	3-3	0-0
Kicking Made-Attempts	3-3	0-0
FIELD GOALS Made-Attempts	3-3	0-0
RED ZONE EFFICIENCY	2-3-67%	0-1-0%
GOAL TO GO EFFICIENCY	1-1-100%	0-1-0%
SAFETIES	0	0
FINAL SCORE	30	0
TIME OF POSSESSION	34:25	25:35

Kansas City Chiefs vs Houston Texans
1/9/2016 at NRG Stadium

Ball Possession And Drive Chart

Kansas City Chiefs

#	Time Recd	Time Lost	Time Poss	How Ball Obtained	Drive Began	# Play	Yds Gain	Yds Pen	Net Yds	1st Down	Last Scrm	How Given Up
1	15:00	14:49	0:11	Kickoff		0	0	0	0	0		Touchdown
2	13:55	8:38	5:17	Punt	KC 13	10	29	0	29	3	KC 42	Punt
3	7:18	6:34	0:44	Interception	HST 33	2	5	0	5	0	HST 28	Interception
4	0:20	12:50	2:30	Fumble	KC 42	5	27	0	27	1	HST 31	Field Goal
5	10:35	7:06	3:29	Punt	KC 30	6	40	0	40	1	HST 30	Field Goal
6	3:44	2:08	1:36	Interception	KC 22	3	-2	0	-2	0	KC 20	Punt
7	1:41	0:25	1:16	Interception	KC 10	5	37	0	37	1	KC 47	Punt
8	9:58	4:35	5:23	Punt	KC 6	11	89	5	94	6	* HST 9	Touchdown
9	4:09	14:56	4:13	Punt	KC 29	8	67	4	71	4	* HST 5	Touchdown
10	10:49	6:25	4:24	Downs	KC 29	6	7	0	7	1	KC 36	Punt
11	6:12	3:59	2:13	Interception	HST 21	4	6	0	6	0	* HST 15	Field Goal
12	3:09	0:00	3:09	Punt	HST 49	5	9	0	9	1	HST 39	End of Game

(378) Average KC 34

Houston Texans

#	Time Recd	Time Lost	Time Poss	How Ball Obtained	Drive Began	# Play	Yds Gain	Yds Pen	Net Yds	1st Down	Last Scrm	How Given Up
1	14:49	13:55	0:54	Kickoff	HST 20	3	4	0	4	0	HST 24	Punt
2	8:38	7:18	1:20	Punt	HST 17	3	2	0	2	0	HST 19	Interception
3	6:34	0:20	6:14	Interception	HST 17	11	29	12	41	4	KC 30	Fumble
4	12:50	10:35	2:15	Kickoff	HST 20	5	11	0	11	1	HST 31	Punt
5	7:06	3:44	3:22	Kickoff	HST 20	8	77	0	77	3	* KC 3	Interception
6	2:08	1:41	0:27	Punt	HST 40	2	1	0	1	0	HST 41	Interception
7	0:25	0:00	0:25	Punt	HST 9	1	-1	0	-1	0	HST 9	End of Half
8	15:00	9:58	5:02	Kickoff	HST 20	11	40	0	40	3	KC 40	Punt
9	4:35	4:09	0:26	Kickoff	HST 20	3	0	0	0	0	HST 20	Punt
10	14:56	10:49	4:07	Kickoff	HST 20	11	61	-10	51	3	KC 24	Downs
11	6:25	6:12	0:13	Punt	HST 8	1	0	0	0	0	HST 8	Interception
12	3:59	3:09	0:50	Kickoff	HST 20	3	2	0	2	0	HST 22	Punt

(231) Average HST 19

* inside opponent's 20

Time of Possession by Quarter

Visitor	1st	2nd	3rd	4th	OT	Total
Kansas City Chiefs	6:32	8:31	9:32	9:50		34:25
Home Houston Texans	8:28	6:29	5:28	5:10		25:35

Kickoff Drive No.-Start Average

Chiefs: 0 - Texans: 7 - HST 20

Kansas City Chiefs vs Houston Texans
1/9/2016 at NRG Stadium

Final Defensive Statistics

Kansas City Chiefs	Regular Defensive Plays												Special Teams					Misc			
	TKL	AST	COMB	SK	/ YDS	TFL	Q	IN	PD	FF	FR		TKL	AST	FF	FR	BL	TKL	AST	FF	FR
S.Smith	6	0	6	0	0	0	0	1	2	0	0		0	0	0	0	0	0	0	0	0
D.Johnson	3	3	6	0	0	0	0	0	0	0	0		0	0	0	0	0	0	0	0	0
D.Poe	1	4	5	0	0	0	0	0	0	0	1		0	0	0	0	0	0	0	0	0
A.Bailey	3	1	4	2	17	0	0	0	0	2	0		0	0	0	0	0	0	0	0	0
J.Howard	3	1	4	1	7	1	1	0	0	0	0		0	0	0	0	0	0	0	0	0
M.Peters	2	2	4	0	0	0	0	1	1	0	0		0	0	0	0	0	0	0	0	0
R.Parker	2	2	4	0	0	0	0	0	0	0	0		0	0	0	0	0	0	0	0	0
T.Branch	1	3	4	0	0	0	0	0	0	0	0		0	0	0	0	0	0	0	0	0
J.Mauga	3	0	3	0	0	0	0	1	1	0	0		0	0	0	0	0	0	0	0	0
D.Ford	3	0	3	0	0	1	0	0	0	0	0		0	0	0	0	0	0	0	0	0
J.Houston	2	1	3	0	0	0	1	0	0	0	0		0	0	0	0	0	0	0	0	0
E.Berry	2	1	3	0	0	0	0	1	1	0	0		0	0	0	0	0	0	0	0	0
H.Abdullah	1	2	3	0	0	0	0	0	2	0	0		0	0	0	0	0	0	0	0	0
M.Devito	1	1	2	0	0	0	0	0	0	0	0		0	0	0	0	0	0	0	0	0
T.Hali	0	2	2	0	0	0	0	0	0	0	0		0	0	0	0	0	0	0	0	0
S.Nelson	0	0	0	0	0	0	0	0	1	0	0		0	0	0	0	0	0	0	0	0
S.Ware	0	0	0	0	0	0	0	0	0	0	0		0	0	0	0	0	1	0	0	0
Total	33	23	56	3	24	2	2	4	8	2	1		0	0	0	0	0	1	0	0	0

TKL = Tackle AST = Assist COMB = Combined QH=QB Hit IN = Interception PD = Pass Defense FF = Forced Fumble FR = Fumble Recovery

Houston Texans	Regular Defensive Plays												Special Teams					Misc			
	TKL	AST	COMB	SK	/ YDS	TFL	QH	IN	PD	FF	FR		TKL	AST	FF	FR	BL	TKL	AST	FF	FR
B.Cushing	9	4	13	0	0	0	0	1	1	0	0		0	0	0	0	0	0	0	0	0
B.McKinney	4	5	9	0	0	0	0	0	0	0	0		0	0	0	0	0	0	0	0	0
W.Mercilus	5	3	8	3	17	3	4	0	0	0	0		0	0	0	0	0	0	0	0	0
J.Simon	5	3	8	0	0	1	0	0	0	0	0		0	0	0	0	0	0	0	0	0
K.Jackson	6	1	7	0	0	0	0	0	1	0	0		0	0	0	0	0	0	0	0	0
A.Hal	2	4	6	0	0	0	0	0	0	0	0		0	0	0	0	0	0	0	0	0
Q.Demps	3	2	5	0	0	0	0	0	0	0	0		0	0	0	0	0	0	0	0	0
J.Crick	2	3	5	0	0	0	0	0	0	0	0		0	0	0	0	0	0	0	0	0
V.Wilfork	2	1	3	0	0	0	0	0	0	0	0		0	0	0	0	0	0	0	0	0
K.Johnson	2	1	3	0	0	0	0	0	0	0	0		0	0	0	0	0	0	0	0	0
J.Joseph	1	1	2	0	0	0	0	0	0	0	0		0	0	0	0	0	0	0	0	0
C.Covington	0	2	2	0	0	0	0	0	0	0	0		0	0	0	0	0	0	0	0	0
B.Dunn	1	0	1	0	0	0	0	0	0	0	0		0	0	0	0	0	0	0	0	0
A.Bouye	1	0	1	0	0	0	0	0	0	0	0		0	0	0	0	0	0	0	0	0
J.Watt	0	1	1	0	0	0	0	0	0	0	0		0	0	0	0	0	0	0	0	0
D.Morris	0	0	0	0	0	0	0	0	0	0	0		1	0	0	0	0	0	0	0	0
A.Dent	0	0	0	0	0	0	0	0	0	0	0		1	0	0	0	0	0	0	0	0
A.Blue	0	0	0	0	0	0	0	0	0	0	0		1	0	0	0	0	0	0	0	0
B.Peters	0	0	0	0	0	0	0	0	0	0	0		0	1	0	0	0	0	0	0	0
K.Drummond	0	0	0	0	0	0	0	0	0	0	0		0	1	0	0	0	0	0	0	0
B.Jones	0	0	0	0	0	0	0	0	0	0	0		0	0	0	0	0	2	0	0	0
N.Washington	0	0	0	0	0	0	0	0	0	0	0		0	0	0	0	0	1	0	0	0
D.Hopkins	0	0	0	0	0	0	0	0	0	0	0		0	0	0	0	0	1	0	0	0
R.Griffin	0	0	0	0	0	0	0	0	0	0	0		0	0	0	0	0	1	0	0	0
B.Hoyer	0	0	0	0	0	0	0	0	0	0	0		0	0	0	0	0	0	0	0	1
Total	43	31	74	3	17	4	4	1	2	0	0		3	2	0	0	0	5	0	0	1

Kansas City Chiefs vs Houston Texans
1/9/2016 at NRG Stadium

First Half Summary

PERIOD SCORES			TIME OF POSSESSION		
Chiefs	7	6 = 13	Chiefs	15:03	
Texans	0	0 = 0	Texans	14:57	

Scoring Plays					
Team	Qtr	Time	Play Description (Extra Point) (Drive Info)	Visitor	Home
Chiefs	1	14:49	K.Davis 106 yd. kickoff return (C.Santos kick) (0-0, 0:11)	7	0
Chiefs	2	12:50	C.Santos 49 yd. Field Goal (5-27, 2:30)	10	0
Chiefs	2	7:06	C.Santos 49 yd. Field Goal (6-40, 3:29)	13	0

			Kansas City Chiefs	Houston Texans
TOTAL FIRST DOWNS			6	8
First Downs Rushing-Passing-by Penalty			3 - 3 - 0	2 - 5 - 1
THIRD DOWN EFFICIENCY			1-6-17%	3-7-43%
TOTAL NET YARDS			136	123
Total Offensive Plays			29	33
NET YARDS RUSHING			70	81
NET YARDS PASSING			66	42
Gross Yards Passing			73	61
Times thrown-yards lost attempting to pass			2-7	2-19
Pass Attempts-Completions-Had Intercepted			12 - 8 - 1	14 - 7 - 3
Punts-Number and Average			3 - 41.7	2 - 52.5
Penalties-Number and Yards			3 - 32	0 - 0
Fumbles-Number and Lost			0 - 0	1 - 1
Red Zone Efficiency			0-0-0%	0-1-0%
Average Drive Start			KC 31	HST 20

Kansas City Chiefs										Houston Texans															
RUSHING					ATT	YDS	AVG	LG	TD	RUSHING					ATT	YDS	AVG	LG	TD						
S.Ware					5	34	6.8	23	0	A.Blue					11	72	6.5	49	0						
C.West					7	20	2.9	6	0	J.Grimes					2	9	4.5	8	0						
A.Wilson					2	11	5.5	9	0	J.Prosch					1	2	2.0	2	0						
A.Smith					1	5	5.0	5	0	A.Hunt					1	0	0.0	0	0						
										B.Hoyer					1	-1	-1.0	-1	0						
										J.Watt					1	-1	-1.0	-1	0						
Total					15	70	4.7	23	0	Total					17	81	4.8	49	0						
PASSING					ATT	CMP	YDS	SK/YD	TD	LG	IN	RT	PASSING					ATT	CMP	YDS	SK/YD	TD	LG	IN	RT
A.Smith					12	8	73	2/7	0	25	1	48.3	B.Hoyer					14	7	61	2/19	0	16	3	22.3
Total					12	8	73	2/7	0	25	1	48.3	Total					14	7	61	2/19	0	16	3	22.3
PASS RECEIVING					TAR	REC	YDS	AVG	LG	TD	PASS RECEIVING					TAR	REC	YDS	AVG	LG	TD				
T.Kelce					6	5	58	11.6	25	0	D.Hopkins					5	4	48	12.0	16	0				
A.Wilson					4	2	9	4.5	6	0	R.Griffin					1	1	7	7.0	7	0				
J.Maclin					2	1	6	6.0	6	0	C.Shorts III					2	1	5	5.0	5	0				
											C.Fiedorowicz					1	1	1	1.0	1	0				
											N.Washington					4	0	0	0.0	0	0				
											A.Blue					1	0	0	0.0	0	0				
Total					12	8	73	9.1	25	0	Total					14	7	61	8.7	16	0				

Kansas City Chiefs	Regular Defensive Plays											Special Teams					Misc			
	TKL	AST	COMB	SK	/ YDS	TFL	Q	IN	PD	FF	FR	TKL	AST	FF	FR	BL	TKL	AST	FF	FR
S.Smith	4	0	4	0	0	0	0	0	0	0	0	0	0	0	0	0	0	0	0	0
A.Bailey	2	1	3	1	12	0	0	0	0	1	0	0	0	0	0	0	0	0	0	0
R.Parker	2	1	3	0	0	0	0	0	0	0	0	0	0	0	0	0	0	0	0	0
D.Poe	1	2	3	0	0	0	0	0	0	0	1	0	0	0	0	0	0	0	0	0
Total	9	4	13	1	12	0	0	0	0	1	1	0	0	0	0	0	0	0	0	0

1/9/2016 at NRG Stadium[illegible]

Play By Play

First Quarter

1/9/2016

HST wins the coin toss and elects to defer. KC elects to Receive, and HST elects to defend the south goal.

N.Novak kicks 71 yards from HST 35 to KC -6. K.Davis for 106 yards, TOUCHDOWN.

Kansas City Chiefs at 15:00

C.Santos extra point is GOOD, Center-J.Winchester, Holder-D.Colquitt.

KC 7 HST 0, 0 plays, 100 yards, 0:11 drive, 0:11 elapsed

C.Santos kicks 65 yards from KC 35 to end zone, Touchback.

Houston Texans at 14:49

- 1-10-HST 20 (14:49) (Shotgun) A.Blue up the middle to HST 24 for 4 yards (D.Johnson, A.Bailey).
- 2-6-HST 24 (14:15) (Shotgun) B.Hoyer pass incomplete short right to N.Washington.
- 3-6-HST 24 (14:12) (Shotgun) B.Hoyer pass incomplete short middle to C.Shorts III.
- 4-6-HST 24 (14:08) S.Lechler punts 53 yards to KC 23, Center-J.Weeks. F.Hammond to HST 46 for 31 yards (D.Morris).
- PENALTY on KC-J.Fleming, Offensive Holding, 10 yards, enforced at KC 23.*

Kansas City Chiefs at 13:55

- 1-10-KC 13 (13:55) (Shotgun) A.Smith pass short right to T.Kelce to KC 21 for 8 yards (B.Cushing).
- 2-2-KC 21 (13:26) A.Smith pass short left to A.Wilson to KC 24 for 3 yards (K.Jackson). P1
- 1-10-KC 24 (12:51) A.Smith pass short right to T.Kelce to KC 28 for 4 yards (J.Joseph).
- 2-6-KC 28 (12:15) (Shotgun) A.Smith up the middle to KC 33 for 5 yards (B.Cushing).
- 3-1-KC 33 (11:36) S.Ware up the middle to KC 35 for 2 yards (W.Mercilus). R2
- 1-10-KC 35 (10:59) A.Wilson right end to KC 44 for 9 yards (A.Hal, K.Jackson).
- 2-1-KC 44 (10:20) C.West up the middle to KC 45 for 1 yard (V.Wilfork, J.Watt). R3
- 1-10-KC 45 (9:35) (Shotgun) A.Smith sacked at KC 42 for -3 yards (W.Mercilus).
- 2-13-KC 42 (8:54) (Shotgun) A.Smith pass incomplete short right to T.Kelce.
- 3-13-KC 42 (8:51) (Shotgun) A.Smith pass incomplete deep left to A.Wilson.
- 4-13-KC 42 (8:45) D.Colquitt punts 41 yards to HST 17, Center-J.Winchester, fair catch by K.Mumphery.

Houston Texans at 8:38

- 1-10-HST 17 (8:38) A.Blue left guard to HST 17 for no gain (J.Mauga).
- 2-10-HST 17 (8:06) A.Blue right guard to HST 19 for 2 yards (D.Poe, E.Berry).
- 3-8-HST 19 (7:24) (Shotgun) B.Hoyer pass short middle intended for N.Washington INTERCEPTED by E.Berry at HST 33. E.Berry to HST 33 for no gain (N.Washington).

Kansas City Chiefs at 7:18

- 1-10-HST 33 (7:18) (Shotgun) S.Ware right guard to HST 28 for 5 yards (V.Wilfork, A.Hal).
- 2-5-HST 28 (6:42) (Shotgun) A.Smith pass short middle intended for J.Maclin INTERCEPTED by B.Cushing (K.Jackson) at HST 17. B.Cushing to HST 17 for no gain (S.Ware).

Houston Texans at 6:34

- 1-10-HST 17 (6:34) B.Hoyer pass short right to C.Fiedorowicz pushed ob at HST 18 for 1 yard (J.Mauga) [J.Houston].
- 2-9-HST 18 (6:11) (Shotgun) A.Blue up the middle to HST 20 for 2 yards (D.Ford).
- 3-7-HST 20 (5:35) (Shotgun) B.Hoyer pass short right to D.Hopkins to HST 28 for 8 yards (M.Peters; D.Johnson). P1
- 1-10-HST 28 (5:00) (Shotgun) A.Blue right tackle to HST 32 for 4 yards (R.Parker, T.Hali).
- 2-6-HST 32 (4:24) (Shotgun) B.Hoyer pass incomplete short right to D.Hopkins.
- PENALTY on KC-M.Peters, Defensive Pass Interference, 12 yards, enforced at HST 32 - No Play.* X2
- 1-10-HST 44 (4:18) B.Hoyer pass short left to D.Hopkins ran ob at KC 45 for 11 yards. P3
- 1-10-KC 45 (3:49) A.Blue left guard to KC 43 for 2 yards (D.Ford, D.Poe).
- 2-8-KC 43 (3:09) A.Blue left guard to KC 40 for 3 yards (S.Smith, T.Branch).
- 3-5-KC 40 (2:31) (Shotgun) B.Hoyer pass short right to R.Griffin to KC 33 for 7 yards (T.Branch). P4
- 1-10-KC 33 (1:50) A.Blue left end to KC 33 for no gain (A.Bailey, T.Hali).
- 2-10-KC 33 (1:12) (Shotgun) A.Blue up the middle to KC 30 for 3 yards (H.Abdullah).
- 3-7-KC 30 (:33) (Shotgun) B.Hoyer sacked at KC 37 for -7 yards (A.Bailey). FUMBLES (A.Bailey), RECOVERED by KC-D.Poe at KC 42. D.Poe to KC 42 for no gain (B.Jones).

Kansas City Chiefs at 0:20

- 1-10-KC 42 (:20) A.Smith pass short left to T.Kelce to HST 40 for 18 yards (K.Jackson). P4

Kansas City Chiefs vs Houston Texans at NRG Stadium

END OF QUARTER

	Score	Time	First Downs				Efficiencies	
		Poss	R	P	X	T	3 Down	4 Down
Kansas City Chiefs	7	6:32	2	2	0	4	1/2	0/0
Houston Texans	0	8:28	0	3	1	4	2/5	0/0

Second Quarter

1/9/2016

Play By Play

Kansas City Chiefs continued.

- 1-10-HST 40 (15:00) C.West left guard to HST 37 for 3 yards (J.Crick, Q.Demps).
- 2-7-HST 37 (14:24) (Shotgun) C.West right guard to HST 34 for 3 yards (B.McKinney).
- 3-4-HST 34 (13:43) (Shotgun) A.Smith pass short left to T.Kelce to HST 31 for 3 yards (Q.Demps).
- 4-1-HST 31 **(12:56) C.Santos 49 yard field goal is GOOD, Center-J.Winchester, Holder-D.Colquitt.**

KC 10 HST 0, 5 plays, 27 yards, 2:30 drive, 2:10 elapsed
--

C.Santos kicks 65 yards from KC 35 to end zone, Touchback.

Houston Texans at 12:50

- 1-10-HST 20 (12:50) A.Hunt right tackle to HST 20 for no gain (J.Howard; D.Poe).
- 2-10-HST 20 (12:20) (Shotgun) B.Hoyer pass short left to D.Hopkins to HST 33 for 13 yards (S.Smith). P5
- Penalty on KC-S.Smith, Illegal Contact, declined.*
- 1-10-HST 33 (12:01) (Shotgun) B.Hoyer sacked at HST 26 for -7 yards (J.Howard).
- 2-17-HST 26 (11:18) (Shotgun) B.Hoyer pass short right to C.Shorts III pushed ob at HST 31 for 5 yards (R.Parker).
- 3-12-HST 31 (10:56) (Shotgun) B.Hoyer pass incomplete short left to N.Washington.
- 4-12-HST 31 (10:51) S.Lechler punts 52 yards to KC 17, Center-J.Weeks. F.Hammond to KC 30 for 13 yards (A.Dent).

Kansas City Chiefs at 10:35

- 1-10-KC 30 (10:35) (Shotgun) A.Smith pass short left to J.Maclin to KC 36 for 6 yards (K.Johnson).
- 2-4-KC 36 (9:54) A.Smith pass short middle to T.Kelce to HST 39 for 25 yards (K.Johnson). P5
- 1-10-HST 39 (9:11) S.Ware left guard to HST 38 for 1 yard (K.Jackson).
- 2-9-HST 38 (8:36) (Shotgun) C.West up the middle to HST 32 for 6 yards (B.McKinney, J.Simon).
- 3-3-HST 32 (7:55) A.Wilson left end to HST 30 for 2 yards (J.Simon).
- 4-1-HST 30 **(7:11) C.Santos 49 yard field goal is GOOD, Center-J.Winchester, Holder-D.Colquitt.**

KC 13 HST 0, 6 plays, 40 yards, 3:29 drive, 7:54 elapsed
--

C.Santos kicks 65 yards from KC 35 to end zone, Touchback.

Houston Texans at 7:06

- 1-10-HST 20 (7:06) B.Hoyer pass deep right to D.Hopkins pushed ob at HST 36 for 16 yards (M.Peters). P6
- Penalty on KC-S.Smith, Defensive Holding, declined.*
- 1-10-HST 36 (6:54) J.Prosch up the middle to HST 38 for 2 yards (M.Devito).
- 2-8-HST 38 (6:24) A.Blue right tackle to KC 13 for 49 yards (S.Smith). R7
- 1-10-KC 13 (5:41) (Shotgun) Direct snap to J.Grimes. J.Grimes right tackle to KC 5 for 8 yards (J.Houston).
- 2-2-KC 5 (4:56) (Shotgun) B.Hoyer pass incomplete short right to D.Hopkins.
- 3-2-KC 5 (4:52) (Shotgun) A.Blue up the middle to KC 2 for 3 yards (S.Smith). R8
- 1-2-KC 2 (4:21) (Shotgun) Direct snap to J.Watt. J.Watt right guard to KC 3 for -1 yards (R.Parker; M.Devito).
- Timeout #1 by KC at 03:53.
- 2-3-KC 3 (3:53) (Shotgun) B.Hoyer pass short middle intended for A.Blue INTERCEPTED by J.Mauga at KC 2. J.Mauga to KC 22 for 20 yards (D.Hopkins).

Kansas City Chiefs at 3:44

- 1-10-KC 22 (3:44) (Shotgun) A.Smith sacked at KC 18 for -4 yards (W.Mercilus).
- 2-14-KC 18 (3:05) (Shotgun) C.West up the middle to KC 20 for 2 yards (B.Cushing).
- 3-12-KC 20 (2:22) (Shotgun) A.Smith pass deep left to A.Wilson ran ob at KC 42 for 22 yards. Houston challenged the pass completion ruling, and the play was REVERSED. (Shotgun) A.Smith pass incomplete deep left to A.Wilson.
- 4-12-KC 20 (2:14) D.Colquitt punts 40 yards to HST 40, Center-J.Winchester, fair catch by K.Mumphery.

Houston Texans at 2:08

- 1-10-HST 40 (2:08) (Shotgun) J.Grimes left tackle to HST 41 for 1 yard (J.Houston).

Two-Minute Warning

- 2-9-HST 41 (2:00) (Shotgun) B.Hoyer pass deep right intended for N.Washington INTERCEPTED by M.Peters at KC 18. M.Peters to HST 46 for 36 yards (B.Jones).
- PENALTY on KC-H.Abdullah, Illegal Block Above the Waist, 10 yards, enforced at KC 20.*

Kansas City Chiefs at 1:41

- 1-10-KC 10 (1:41) (Shotgun) C.West left guard to KC 15 for 5 yards (W.Mercilus).
- Timeout #1 by HST at 01:37.
- 2-5-KC 15 (1:37) S.Ware right guard to KC 38 for 23 yards (K.Jackson, A.Hal). R6

Kansas City Chiefs vs Houston Texans at NRG Stadium

Timeout #2 by HST at 01:29.

1-10-KC 38 (1:29) (Shotgun) A.Smith pass short left to A.Wilson pushed ob at KC 44 for 6 yards (B.Cushing).

2-4-KC 44 (1:23) S.Ware right guard to KC 47 for 3 yards (J.Crick, B.Cushing).

Timeout #3 by HST at 01:16.

3-1-KC 47 (1:16) C.West left end to KC 47 for no gain (J.Simon).

Timeout #2 by KC at 00:31.

4-1-KC 47 (:31) D.Colquitt punts 44 yards to HST 9, Center-J.Winchester, fair catch by K.Mumphery.

Houston Texans at 0:25

1-10-HST 9 (:25) B.Hoyer kneels to HST 8 for -1 yards.

END OF QUARTER

	Score	Time Poss	First Downs				Efficiencies	
			R	P	X	T	3 Down	4 Down
Kansas City Chiefs	13	8:31	1	1	0	2	0/4	0/0
Houston Texans	0	6:29	2	2	0	4	1/2	0/0

Play By Play

Third Quarter

1/9/2016

HST elects to Receive, and KC elects to defend the South goal.

C.Santos kicks 65 yards from KC 35 to end zone, Touchback.

Houston Texans at 15:00

1-10-HST 20	(15:00) A.Blue right tackle to HST 24 for 4 yards (D.Johnson).	
2-6-HST 24	(14:25) (Shotgun) B.Hoyer pass incomplete short left to R.Griffin (S.Smith).	
3-6-HST 24	(14:20) (Shotgun) B.Hoyer pass short right to J.Grimes to HST 32 for 8 yards (D.Johnson; M.Peters).	P9
<u>1-10-HST 32</u>	(13:47) A.Blue right guard to HST 35 for 3 yards (J.Howard, D.Poe).	
2-7-HST 35	(13:18) A.Blue left tackle to HST 40 for 5 yards (D.Johnson).	
	Timeout #1 by HST at 12:44.	
3-2-HST 40	(12:44) (Shotgun) B.Hoyer pass short right to N.Washington to HST 43 for 3 yards (M.Peters).	P10
<u>1-10-HST 43</u>	(12:04) B.Hoyer pass incomplete short right to R.Griffin.	
2-10-HST 43	(11:55) (Shotgun) A.Blue right tackle to KC 44 for 13 yards (R.Parker; T.Branch).	R11
<u>1-10-KC 44</u>	(11:25) (Shotgun) A.Blue right tackle to KC 44 for no gain (T.Branch; D.Poe).	
2-10-KC 44	(10:43) (Shotgun) B.Hoyer pass incomplete short left to C.Shorts III.	
3-10-KC 44	(10:38) (Shotgun) B.Hoyer pass short left to D.Hopkins to KC 40 for 4 yards (E.Berry).	
4-6-KC 40	(10:05) S.Lechler punts 34 yards to KC 6, Center-J.Weeks, fair catch by F.Hammond.	

Kansas City Chiefs at 9:58

1-10-KC 6	(9:58) (Shotgun) <i>PENALTY on HST-W.Mercilus, Neutral Zone Infraction, 5 yards, enforced at KC 6 - No Play.</i>	
1-5-KC 11	(9:58) (Shotgun) A.Smith scrambles left end pushed ob at HST 25 for 64 yards (B.McKinney; A.Hal).	
	<i>PENALTY on KC-A.Wilson, Offensive Holding, 10 yards, enforced at KC 22.</i>	
1-4-KC 12	(9:28) S.Ware left tackle to KC 13 for 1 yard (J.Crick; B.McKinney).	
2-3-KC 13	(8:42) (Shotgun) A.Smith pass short left to C.West to KC 22 for 9 yards (B.McKinney; K.Johnson). HST-K.Johnson was injured during the play. His return is Probable.	P7
<u>1-10-KC 22</u>	(8:15) A.Smith pass deep middle to J.Maclin to KC 38 for 16 yards (K.Jackson).	P8
<u>1-10-KC 38</u>	(7:33) (Shotgun) A.Smith pass incomplete short right to T.Kelce.	
	Timeout #1 by KC at 07:28.	
2-10-KC 38	(7:28) (Shotgun) A.Smith pass short right to J.Maclin to KC 45 for 7 yards (B.Cushing; W.Mercilus). HST-J.Watt was injured during the play. His return is Questionable. KC-J.Maclin was injured during the play. He is Out.	
3-3-KC 45	(7:03) (Shotgun) A.Smith pass short left to T.Kelce pushed ob at HST 39 for 16 yards (A.Hal).	P9
<u>1-10-HST 39</u>	(6:32) (Shotgun) S.Ware left guard to HST 27 for 12 yards (Q.Demps, A.Hal).	R10
<u>1-10-HST 27</u>	(5:53) A.Smith pass short right to T.Kelce to HST 21 for 6 yards (J.Simon; J.Joseph).	
	<i>PENALTY on HST-B.Dunn, Unnecessary Roughness, 10 yards, enforced at HST 21.</i>	X11
<u>1-10-HST 11</u>	(5:28) (Shotgun) S.Ware right guard to HST 9 for 2 yards (J.Crick; V.Wilfork).	
2-8-HST 9	(4:39) A.Smith pass short middle to C.Conley for 9 yards, TOUCHDOWN [W.Mercilus].	P12
	C.Santos extra point is GOOD, Center-J.Winchester, Holder-D.Colquitt.	

KC 20 HST 0, 11 plays, 94 yards, 2 penalties, 5:23 drive, 10:25 elapsed

C.Santos kicks 65 yards from KC 35 to end zone, Touchback.

Houston Texans at 4:35

1-10-HST 20	(4:35) (Shotgun) B.Hoyer pass incomplete short left to N.Washington.	
2-10-HST 20	(4:32) (Shotgun) B.Hoyer pass incomplete short right to D.Hopkins.	
3-10-HST 20	(4:30) (Shotgun) B.Hoyer pass incomplete deep middle to R.Griffin (H.Abdullah).	
4-10-HST 20	(4:22) S.Lechler punts 48 yards to KC 32, Center-J.Weeks. F.Hammond pushed ob at HST 48 for 20 yards (A.Blue).	
	<i>PENALTY on KC-K.Davis, Illegal Block Above the Waist, 10 yards, enforced at KC 39.</i>	

Kansas City Chiefs at 4:09

1-10-KC 29	(4:09) S.Ware left guard to KC 35 for 6 yards (B.Cushing).	
2-4-KC 35	(3:28) A.Smith scrambles left end pushed ob at KC 40 for 5 yards (B.Cushing).	R13
<u>1-10-KC 40</u>	(2:47) (Shotgun) S.Ware right guard to KC 39 for -1 yards (J.Simon).	
2-11-KC 39	(2:03) (Shotgun) A.Smith pass deep middle to T.Kelce pushed ob at HST 13 for 48 yards (B.McKinney).	P14
<u>1-10-HST 13</u>	(1:26) (Shotgun) C.West up the middle to HST 7 for 6 yards (Q.Demps, B.McKinney).	
2-4-HST 7	(:45) (Shotgun) S.Ware up the middle to HST 7 for no gain (B.Cushing).	
	<i>PENALTY on HST-J.Crick, Unnecessary Roughness, 4 yards, enforced at HST 7.</i>	X15
<u>1-3-HST 3</u>	(:21) S.Ware left tackle to HST 5 for -2 yards (B.McKinney; J.Simon).	

Kansas City Chiefs vs Houston Texans at NRG Stadium								
END OF QUARTER	Score	Time	First Downs				Efficiencies	
		Poss	R	P	X	T	3 Down	4 Down
Kansas City Chiefs	20	9:32	2	5	2	9	1/1	0/0
Houston Texans	0	5:28	1	2	0	3	2/4	0/0

Play By Play

Fourth Quarter

1/9/2016

Kansas City Chiefs continued.

2-5-HST 5 (15:00) S.Ware right tackle for 5 yards, TOUCHDOWN.

R16

C.Santos extra point is GOOD, Center-J.Winchester, Holder-D.Colquitt.

KC 27 HST 0, 8 plays, 71 yards, 1 penalty, 4:13 drive, 0:04 elapsed

C.Santos kicks 65 yards from KC 35 to end zone, Touchback.

Houston Texans at 14:56

1-10-HST 20 (14:56) (Shotgun) B.Hoyer pass incomplete short right to R.Griffin.

2-10-HST 20 (14:52) (Shotgun) B.Hoyer pass short left to R.Griffin pushed ob at HST 35 for 15 yards (E.Berry).

P12

1-10-HST 35 (14:30) (Shotgun) B.Hoyer pass short middle to J.Grimes to HST 39 for 4 yards (H.Abdullah; D.Johnson).

2-6-HST 39 (14:05) (Shotgun) J.Grimes up the middle to HST 42 for 3 yards (H.Abdullah; J.Houston).

3-3-HST 42 (13:27) (Shotgun) B.Hoyer pass short left to R.Griffin to HST 49 for 7 yards (S.Smith).

P13

1-10-HST 49 (12:48) (Shotgun) B.Hoyer pass incomplete deep left to D.Hopkins.*PENALTY on HST-D.Hopkins, Offensive Pass Interference, 10 yards, enforced at HST 49 - No Play.*

1-20-HST 39 (12:28) (Shotgun) B.Hoyer pass deep right to J.Strong ran ob at KC 44 for 17 yards.

2-3-KC 44 (12:08) (Shotgun) B.Hoyer pass short left to D.Hopkins to KC 27 for 17 yards (S.Smith).

P14

1-10-KC 27 (11:42) (Shotgun) J.Grimes right guard to KC 24 for 3 yards (J.Howard).

2-7-KC 24 (11:06) (Shotgun) B.Hoyer pass incomplete deep middle to R.Griffin (H.Abdullah).

3-7-KC 24 (11:01) (Shotgun) B.Hoyer pass incomplete deep left to D.Hopkins.

4-7-KC 24 (10:55) (Shotgun) B.Hoyer sacked at KC 29 for -5 yards (A.Bailey). FUMBLES (A.Bailey), and recovers at KC 29. B.Hoyer to KC 29 for no gain (D.Ford).

Kansas City Chiefs at 10:49

1-10-KC 29 (10:49) (Shotgun) S.Ware right guard to KC 34 for 5 yards (J.Simon).

2-5-KC 34 (10:09) (Shotgun) A.Smith left end to KC 37 for 3 yards (K.Jackson).

3-2-KC 37 (9:27) (Shotgun) A.Smith left end to KC 40 for 3 yards (C.Covington; B.Cushing).

R17

1-10-KC 40 (8:45) (Shotgun) S.Ware left tackle to KC 43 for 3 yards (B.Cushing; W.Mercilus).

2-7-KC 43 (8:02) A.Smith pass short right to A.Sherman to KC 46 for 3 yards (J.Simon).

3-4-KC 46 (7:17) (Shotgun) A.Smith sacked at KC 36 for -10 yards (W.Mercilus).

4-14-KC 36 (6:33) D.Colquitt punts 56 yards to HST 8, Center-J.Winchester, out of bounds.

Houston Texans at 6:25

1-10-HST 8 (6:25) (Shotgun) B.Hoyer pass deep left intended for D.Hopkins INTERCEPTED by S.Smith at HST 34. S.Smith to HST 21 for 13 yards (R.Griffin).

Kansas City Chiefs at 6:12

1-10-HST 21 (6:12) S.Ware right guard to HST 19 for 2 yards (B.Cushing).

2-8-HST 19 (5:32) K.Davis right guard to HST 18 for 1 yard (B.Dunn).

3-7-HST 18 (4:49) (Shotgun) A.Smith pass short left to F.Hammond to HST 15 for 3 yards (B.Cushing, Q.Demps).

4-4-HST 15 (4:04) C.Santos 33 yard field goal is GOOD, Center-J.Winchester, Holder-D.Colquitt.

KC 30 HST 0, 4 plays, 6 yards, 2:13 drive, 11:01 elapsed

C.Santos kicks 65 yards from KC 35 to end zone, Touchback.

Houston Texans at 3:59

1-10-HST 20 (3:59) (Shotgun) A.Blue right tackle to HST 22 for 2 yards (J.Mauga).

2-8-HST 22 (3:27) (Shotgun) B.Hoyer pass incomplete short left to D.Hopkins (S.Nelson).

3-8-HST 22 (3:22) (Shotgun) B.Hoyer pass incomplete short right to J.Strong.

4-8-HST 22 (3:19) S.Lechler punts 41 yards to KC 37, Center-J.Weeks. F.Hammond to HST 49 for 14 yards (B.Peters; K.Drummond).

Kansas City Chiefs at 3:09

1-10-HST 49 (3:09) K.Davis right end to HST 44 for 5 yards (A.Bouye).

2-5-HST 44 (2:25) K.Davis right tackle to HST 42 for 2 yards (W.Mercilus; C.Covington).

Two-Minute Warning

3-3-HST 42 (2:00) K.Davis right tackle to HST 38 for 4 yards (B.McKinney, J.Crick).

R18

1-10-HST 38 (1:17) C.Daniel kneels to HST 39 for -1 yards.

2-11-HST 39 (:39) C.Daniel kneels to HST 40 for -1 yards.

Kansas City Chiefs vs Houston Texans at NRG Stadium								
END OF QUARTER	Score	Time	First Downs				Efficiencies	
		Poss	R	P	X	T	3 Down	4 Down
Kansas City Chiefs	30	9:50	3	0	0	3	2/4	0/0
Houston Texans	0	5:10	0	3	0	3	1/3	0/1

Miscellaneous Statistics Report

Kansas City Chiefs vs Houston Texans

1/9/2016 at NRG Stadium

Ten Longest Plays for Kansas City Chiefs

Yards	Qtr	Play Start	Play Description
48	3	2-11-KC 39	(2:03) (Shotgun) A.Smith pass deep middle to T.Kelce pushed ob at HST 13 for 48 yards (B.McKinney).
25	2	2-4-KC 36	(9:54) A.Smith pass short middle to T.Kelce to HST 39 for 25 yards (K.Johnson).
23	2	2-5-KC 15	(1:37) S.Ware right guard to KC 38 for 23 yards (K.Jackson, A.Hal).
18	1	1-10-KC 42	(:20) A.Smith pass short left to T.Kelce to HST 40 for 18 yards (K.Jackson).
16	3	1-10-KC 22	(8:15) A.Smith pass deep middle to J.Maclin to KC 38 for 16 yards (K.Jackson).
16	3	3-3-KC 45	(7:03) (Shotgun) A.Smith pass short left to T.Kelce pushed ob at HST 39 for 16 yards (A.Hal).
16	3	1-10-HST 27	(5:53) A.Smith pass short right to T.Kelce to HST 21 for 6 yards (J.Simon; J.Joseph). PENALTY on HST-B.Dunn, Unnecessary Roughness, 10 yards, enforced at HST 21.
12	3	1-10-HST 39	(6:32) (Shotgun) S.Ware left guard to HST 27 for 12 yards (Q.Demps, A.Hal).
9	1	1-10-KC 35	(10:59) A.Wilson right end to KC 44 for 9 yards (A.Hal, K.Jackson).
9	3	2-3-KC 13	(8:42) (Shotgun) A.Smith pass short left to C.West to KC 22 for 9 yards (B.McKinney; K.Johnson). HST-K.Johnson was injured during the play. His return is Probable.

Ten Longest Plays for Houston Texans

Yards	Qtr	Play Start	Play Description
49	2	2-8-HST 38	(6:24) A.Blue right tackle to KC 13 for 49 yards (S.Smith).
17	4	1-20-HST 39	(12:28) (Shotgun) B.Hoyer pass deep right to J.Strong ran ob at KC 44 for 17 yards.
17	4	2-3-KC 44	(12:08) (Shotgun) B.Hoyer pass short left to D.Hopkins to KC 27 for 17 yards (S.Smith).
16	2	1-10-HST 20	(7:06) B.Hoyer pass deep right to D.Hopkins pushed ob at HST 36 for 16 yards (M.Peters).
15	4	2-10-HST 20	(14:52) (Shotgun) B.Hoyer pass short left to R.Griffin pushed ob at HST 35 for 15 yards (E.Berry).
13	2	2-10-HST 20	(12:20) (Shotgun) B.Hoyer pass short left to D.Hopkins to HST 33 for 13 yards (S.Smith).
13	3	2-10-HST 43	(11:55) (Shotgun) A.Blue right tackle to KC 44 for 13 yards (R.Parker; T.Branch).
11	1	1-10-HST 44	(4:18) B.Hoyer pass short left to D.Hopkins ran ob at KC 45 for 11 yards.
8	1	3-7-HST 20	(5:35) (Shotgun) B.Hoyer pass short right to D.Hopkins to HST 28 for 8 yards (M.Peters; D.Johnson).
8	2	1-10-KC 13	(5:41) (Shotgun) Direct snap to J.Grimes. J.Grimes right tackle to KC 5 for 8 yards (J.Houston).

Touchdown Scoring Information

		Offense	Defense	Special Teams
VISITOR	Kansas City Chiefs	2	0	1
HOME	Houston Texans	0	0	0

Player Scoring Information

Club	Player	TD	Rush TD	Rec TD	KO TD	Punt TD	Int TD	Fum TD	Misc TD	FG	XP	2Pt Rush	2Pt Rec	Sfty	Points
KC	C.Santos	0	0	0	0	0	0	0	0	3	3	0	0	0	12
KC	S.Ware	0	1	0	0	0	0	0	0	0	0	0	0	0	6
KC	C.Conley	0	0	1	0	0	0	0	0	0	0	0	0	0	6
KC	K.Davis	0	0	0	1	0	0	0	0	0	0	0	0	0	6

Possession Detail

	First Half		Second Half		Game	
	Visitor	Home	Visitor	Home	Visitor	Home
Largest Lead	13	0	30	0	30	0
Drives Leading	7	0	5	0	12	0
Time of Possession Leading	15:03	0:00	19:22	0:00	34:25	0:00
Largest Deficit	0	-13	0	-30	0	-30
Drives Trailing	0	7	0	5	0	12
Time of Possession Trailing	0:00	14:57	0:00	10:38	0:00	25:35
Times Score Tied Up		0		0		0
Lead Changes		1		0		1

Playtime Percentage

Percent of playtime per player on offense, defense and special teams

Kansas City Chiefs							Houston Texans								
		Offense		Defense		Special Teams			Offense		Defense		Special Teams		
J Allen	G	63	100%			6	26%	C Clark	T	64	100%				
E Fisher	T	63	100%			6	26%	B Brooks	G	64	100%				
D Stephenson	T	62	98%			6	26%	B Jones	C	64	100%				
Z Fulton	G	58	92%			6	26%	D Newton	T	64	100%				
A Smith	QB	58	92%					X Su'a-Filo	G	64	100%				
T Kelce	TE	55	87%			6	26%	B Hoyer	QB	63	98%				
J Reid	T	48	76%			6	26%	D Hopkins	WR	62	97%				
A Wilson	WR	47	75%					C Shorts	WR	46	72%				
C Conley	WR	44	70%			10	43%	R Griffin	TE	44	69%				
S Ware	FB	38	60%			1	4%	N Washington	WR	38	59%				
J Maclin	WR	32	51%					J Grimes	RB	30	47%		11	48%	
D Harris	TE	30	48%			13	57%	A Blue	RB	29	45%		8	35%	
C West	RB	18	29%					J Strong	WR	28	44%		3	13%	
L Duvernay-Tardif	G	16	25%			2	9%	C Fiedorowicz	TE	23	36%		7	30%	
B Parker	TE	15	24%			5	22%	J Prosch	FB	9	14%		9	39%	
J Avant	WR	15	24%			1	4%	K Lamm	T	6	9%				
A Sherman	FB	8	13%			18	78%	A Hunt	RB	4	6%		8	35%	
K Davis	RB	7	11%			3	13%	J Watt	DE	1	2%	33	52%	4	17%
F Hammond	WR	6	10%			8	35%	V Wilfork	NT	1	2%	32	51%	7	30%
D Munyer	C	5	8%			4	17%	A Hal	SS			62	98%	6	26%
C Daniel	QB	5	8%					W Mercilus	LB			58	92%	7	30%
R Parker	SS			64	100%			B Cushing	LB			58	92%	7	30%
E Berry	FS			61	95%			Q Demps	FS			58	92%	7	30%
D Johnson	LB			61	95%			J Crick	DE			58	92%	7	30%
S Smith	CB			60	94%			K Jackson	CB			58	92%	1	4%
M Peters	CB			59	92%			B McKinney	LB			56	89%	6	26%
D Poe	NT			50	78%			J Joseph	CB			53	84%		
T Branch	SS			47	73%	13	57%	J Simon	LB			47	75%	13	57%
J Houston	LB			44	69%			C Covington	NT			26	41%	6	26%
J Howard	NT			40	62%			K Johnson	CB			26	41%	3	13%
A Bailey	DE			37	58%			A Bouye	CB			24	38%	7	30%
D Ford	LB			35	55%			B Dunn	DT			19	30%	3	13%
F Zombo	LB			33	52%	17	74%	D Morris	CB			8	13%	12	52%
H Abdullah	FS			31	48%	6	26%	E Pleasant	FS			7	11%	8	35%
J Mauga	LB			28	44%	4	17%	M Bullough	LB			5	8%	16	70%
M Devito	DE			19	30%			K Drummond	S			5	8%	16	70%
T Hali	LB			15	23%			B Peters	LB					16	70%
N Williams	DE			8	12%			A Dent	LB					16	70%
S Nelson	CB			5	8%	13	57%	C Polk	RB					12	52%
J Fleming	CB			3	5%	17	74%	C Moore	S					11	48%
D Sorensen	FS			3	5%	17	74%	K Mumphery	WR					5	22%
D Alexander	LB			1	2%	17	74%	J Weeks	LS					5	22%
R Wilson	LB					15	65%	S Lechler	P					5	22%
C Santos	K					13	57%	N Novak	K					1	4%
J Winchester	LS					10	43%								

A red-tinted photograph of the Kansas City skyline and Arrowhead Stadium. The skyline is visible in the background, and the stadium is in the foreground. The stadium's large "CHIEFS" sign and the team's logo are prominent. The text "KANSAS CITY" is in yellow, and "CHIEFS" is in large white letters with a red outline.

KANSAS CITY **CHIEFS**

Player Statistics

THIS IS CHIEFS KINGDOM

2	Dustin Colquitt	P	6-3	210	33	11	Tennessee	D3-05
---	-----------------	---	-----	-----	----	----	-----------	-------

DUSTIN COLQUITT'S NFL REGULAR SEASON PUNTING STATISTICS

SEASON	TEAM	GP	NO.	YDS.	AVG.	OPP.		NET		TB	IN20	LG	BK
						RET.	YDS.	YDS.	AVG.				
2005	Chiefs	16	65	2,564	39.4	23	179	2,285	35.2	5	27	62	0
2006	Chiefs	16	71	3,145	44.3	32	254	2,791	39.3	5	23	72	0
2007	Chiefs	16	95	4,322	45.5	50	387	3,755	39.1	9	27	81	1
2008	Chiefs	14	70	3,110	44.4	28	209	2,741	39.2	8	27	73	0
2009	Chiefs	16	96	4,361	45.4	40	285	3,956	40.8	6	41	70	1
2010	Chiefs	16	88	3,908	44.4	42	361	3,347	37.6	10	33	72	1
2011	Chiefs	16	89	4,084	45.9	36	411	3,573	40.1	5	27	68	0
2012	Chiefs	16	83	3,887	46.8	27	362	3,385	40.8	7	45	71	0
2013	Chiefs	16	87	4,005	46.0	38	246	3,539	40.2	11	35	65	1
2014	Chiefs	16	71	3,164	44.6	29	190	2,874	40.5	5	31	69	0
2015*	Chiefs	16	75	3,333	44.4	26	170	3,063	40.8	5	37	62	0
NFL TOTALS		174	890	39,883	44.8	371	3,054	35,309	39.5	76	353	81	4

2015 GAME-BY-GAME REGULAR SEASON STATISTICS (KANSAS CITY CHIEFS)

SEASON	OPPONENT		NO.	YDS.	AVG.	OPP		NET		TB	IN20	LG	BK	W/L	SCORE
						RET.	YDS.	YDS.	AVG						
09/13*	at Texans	P	7	307	43.9	4	14	253	36.1	2	4	56	0	W	27-20
09/17*	BRONCOS	P	4	210	52.5	0	0	210	52.5	0	1	58	0	L	24-31
09/28*	at Packers	P	6	301	50.2	4	30	271	45.2	0	2	61	0	L	28-38
10/04*	at Bengals	P	1	62	62.0	1	7	55	55.0	0	0	62	0	L	21-36
10/11*	BEARS	P	7	331	47.3	3	20	291	41.6	1	4	55	0	L	17-18

10/18*	at Vikings	P	6	250	41.7	2	14	236	39.3	0	3	55	0	L	10-16
10/25*	STEELERS	P	3	164	54.7	1	2	162	54.0	0	0	57	0	W	23-13
11/01*	LIONS	P	4	164	41.0	1	2	162	40.5	0	3	46	0	W	45-10
11/15*	at Broncos	P	5	226	45.2	1	11	215	43.0	0	4	59	0	W	29-13
11/22*	at Chargers	P	5	203	40.6	1	0	203	40.6	0	4	43	0	W	33-3
11/29*	BILLS	P	3	117	39.0	1	5	112	37.3	0	0	41	0	W	30-22
12/06*	at Raiders	P	5	250	50.0	3	21	229	45.8	0	2	55	0	W	34-20
12/13*	CHARGERS	P	4	154	38.5	0	0	134	33.5	1	2	48	0	W	10-3
12/20*	at Ravens	P	5	232	46.4	2	27	205	41.0	0	3	57	0	W	34-14
12/27*	BROWNS	P	5	184	36.8	2	17	147	29.4	1	1	47	0	W	17-13
01/03*	RAIDERS	P	5	178	35.6	0	0	178	35.6	0	4	41	0	W	23-17
2015 TOTALS			16	75	3,333	44.4	26	170	3,063	40.8	5	37	62	0	11-5

DUSTIN COLQUITT'S NFL PLAYOFF PUNTING STATISTICS

SEASON	TEAM	GP	NO.	YDS.	AVG.	OPP.		NET		TB	IN20	LG	BK
						RET.	YDS.	YDS.	AVG.				
2006	Chiefs	1	6	314	52.3	3	28	286	47.7	0	1	66	0
2010	Chiefs	1	3	153	51.0	0	0	113	37.7	2	1	54	0
2013	Chiefs	1	2	78	39.0	0	0	78	39.0	0	1	47	0
2015*	Chiefs	1	4	181	45.3	0	0	181	45.3	0	3	56	0
NFL TOTALS		4	15	726	48.4	3	28	658	43.9	2	6	66	0

2006 GAME-BY-GAME PLAYOFF STATISTICS (KANSAS CITY CHIEFS)

SEASON	OPPONENT	P/S	NO.	YDS.	AVG.	OPP		NET		TB	IN20	LG	BK	W/L	SCORE
						RET.	YDS.	YDS.	AVG						
01/06	at Colts	P	6	314	52.3	3	28	286	47.7	0	1	66	0	L	8-23

2006 TOTALS	1-0	6	314	52.3	3	28	286	47.7	0	1	66	0	0-1
-------------	-----	---	-----	------	---	----	-----	------	---	---	----	---	-----

2010 GAME-BY-GAME PLAYOFF STATISTICS (KANSAS CITY CHIEFS)

OPPONENT	P/S	NO.	YDS.	AVG.	RET.	OPP		NET		TB	IN20	LG	BK	W/L	SCORE
						YDS.	YDS.	AVG	AVG						
01/09 RAVENS	P	3	153	51.0	0	0	113	37.7		2	1	54	0	L	7-30
2010 TOTALS	1-0	3	153	51.0	0	0	113	37.7		2	1	54	0	0-1	

2013 GAME-BY-GAME PLAYOFF STATISTICS (KANSAS CITY CHIEFS)

OPPONENT	P/S	NO.	YDS.	AVG.	RET.	OPP		NET		TB	IN20	LG	BK	W/L	SCORE
						YDS.	YDS.	AVG	AVG						
01/04 at Colts	P	2	78	39.0	0	0	78	39.0		0	1	47	0	L	44-45
2013 TOTALS	1-0	2	78	39.0	0	0	78	39.0		0	1	47	0	0-1	

2015 GAME-BY-GAME PLAYOFF STATISTICS (KANSAS CITY CHIEFS)

OPPONENT	P/S	NO.	YDS.	AVG.	RET.	OPP		NET		TB	IN20	LG	BK	W/L	SCORE
						YDS.	YDS.	AVG	AVG						
01/09* at Texans	P	4	181	45.3	0	0	181	45.3		0	3	56	0	W	30-0
2015 TOTALS	1-0	4	181	45.3	0	0	181	45.3		0	3	56	0	1-0	

5	Cairo Santos	K	5-8	160	24	2	Tulane	CFA-14
---	--------------	---	-----	-----	----	---	--------	--------

CAIRO SANTOS' NFL REGULAR SEASON STATISTICS

SEASON	TEAM	GP	FGM	FGA	PCT.	LG	XP	XPA	PCT.	BLK	PTS
2014	Chiefs	16	25	30	83.3	53	38	38	100.0	0	113
2015*	Chiefs	16	30	37	81.1	53	39	41	95.1	1	129

NFL TOTALS	32	55	67	82.1	53	77	79	97.5	1	242
-------------------	-----------	-----------	-----------	-------------	-----------	-----------	-----------	-------------	----------	------------

REGULAR SEASON FIELD-GOAL ACCURACY

SEASON	TEAM	1-19	PCT.	20-29	PCT.	30-39	PCT.	40-49	PCT.	50+	PCT.
2014	Chiefs	1-1	100.0	10-10	100.0	6-7	85.7	7-10	70.0	1-2	50.0
2015*	Chiefs	0-0	0.0	7-8	87.5	10-10	100.0	9-11	81.8	4-8	50.0
NFL TOTALS		1-1	100.0	17-18	94.4	16-17	94.1	16-21	76.2	5-10	50.0

CAIRO SANTOS'S NFL PLAYOFF STATISTICS

SEASON	TEAM	GP	FGM	FGA	PCT.	LG	XP	XPA	PCT.	BLK	PTS
2015*	Chiefs	1	3	3	100.0	49	3	3	100.0	0	12
NFL TOTALS		1	3	3	100.0	49	3	3	100.0	0	12

PLAYOFF FIELD-GOAL ACCURACY

SEASON	TEAM	1-19	PCT.	20-29	PCT.	30-39	PCT.	40-49	PCT.	50+	PCT.
2015*	Chiefs	0-0	0.0	0-0	0.0	1-1	100.0	2-2	100.0	0-0	0.0
NFL TOTALS		0-0	0.0	0-0	0.0	1-1	100.0	2-2	100.0	0-0	0.0

2015 GAME-BY-GAME REGULAR SEASON STATISTICS (KANSAS CITY CHIEFS)

SEASON	OPPONENT	P	FIELD GOALS				EXTRA POINTS				PTS	W/L	SCORE
			FGM	FGA	PCT	LG	XP	XPA	PCT	BLK			
09/13*	at Texans	P	2	3	66.7	48	3	3	100.0	0	9	W	27-20
09/17*	BRONCOS	P	1	1	100.0	35	3	3	100.0	0	6	L	24-31
09/28*	at Packers	P	0	0	0.0	0	2	2	100.0	0	2	L	28-38
10/04*	at Bengals	P	7	7	100.0	51	0	0	0.0	0	21	L	21-36
10/11*	BEARS	P	1	3	33.3	35	2	2	100.0	0	5	L	17-18

10/18*	at Vikings	P	1	1	100.0	48	1	1	100.0	0	4	L	10-16
10/25*	STEELERS	P	3	4	75.0	30	2	2	100.0	0	11	W	23-13
11/01*	LIONS	P	1	1	100.0	33	6	6	100.0	0	9	W	45-10
11/15*	at Broncos	P	5	6	83.3	50	2	2	100.0	0	17	W	29-13
11/22*	at Chargers	P	2	2	100.0	28	3	4	75.0	0	9	W	33-3
11/29*	BILLS	P	3	4	75.0	49	3	3	100.0	0	12	W	30-22
12/06*	at Raiders	P	0	0	0.0	0	2	3	66.7	0	2	W	34-20
12/13*	CHARGERS	P	1	2	50.0	40	1	1	100.0	0	4	W	10-3
12/20*	at Ravens	P	2	2	100.0	53	4	4	100.0	0	10	W	34-14
12/27*	BROWNS	P	1	1	100.0	40	2	2	100.0	0	5	W	17-13
01/03*	RAIDERS	P	0	0	0.0	0	3	3	100.0	0	3	W	23-17
2015 TOTALS			16	30	37	81.1	53	39	41	95.1	0	129	11-5

2015 GAME-BY-GAME PLAYOFF STATISTICS (KANSAS CITY CHIEFS)

OPPONENT	P/S	FIELD GOALS				EXTRA POINTS				PTS	W/L	SCORE
		FGM	FGA	PCT	LG	XP	XPA	PCT	BLK			
01/09* at Texans	P	3	3	100.0	49	3	3	100.0	0	12	W	30-0
2015 TOTALS	1-0	3	3	100.0	49	3	3	100.0	0	12	1-0	

7	Aaron Murray	QB	6-1	207	25	2	Georgia	D5-14
---	--------------	----	-----	-----	----	---	---------	-------

Has Not Played in an NFL Regular Season Game

2015 GAME-BY-GAME REGULAR SEASON STATISTICS (KANSAS CITY CHIEFS)

SEASON	OPPONENT	P/S	PASSING							RUSHING						
			ATT	CMP	YDS	PCT	TD	INT	LG	SK/YD	RATE	ATT	YDS	LG	TD	W/L

09/13*	at Texans	NOT ACTIVE															W
09/17*	BRONCOS	NOT ACTIVE															L
09/28*	at Packers	NOT ACTIVE															L
10/04*	at Bengals	NOT ACTIVE															L
10/11*	BEARS	NOT ACTIVE															L
10/18*	at Vikings	NOT ACTIVE															L
10/25*	STEELERS	NOT ACTIVE															W
11/01*	LIONS	NOT ACTIVE															W
11/15*	at Broncos	NOT ACTIVE															W
11/22*	at Chargers	NOT ACTIVE															W
11/29*	BILLS	NOT ACTIVE															W
12/06*	at Raiders	NOT ACTIVE															W
12/13*	CHARGERS	NOT ACTIVE															W
12/20*	at Ravens	NOT ACTIVE															W
12/27*	BROWNS	NOT ACTIVE															W
01/03*	RAIDERS	NOT ACTIVE															W
2015 TOTALS		0-0	0	0	0	0.0	0	0	0	0/0	0.0	0	0	0	0	0	11-5

Has Not Played in an NFL Playoff Game

2015 GAME-BY-GAME PLAYOFF STATISTICS (KANSAS CITY CHIEFS)

OPPONENT	PASSING									RUSHING						W/L	SCORE
	P/S	ATT	CMP	YDS	PCT	TD	INT	LG	SK/YD	RATE	ATT	YDS	LG	TD			
01/09* at Texans	NOT ACTIVE															W	30-0
2015 TOTALS	0-0	0	0	0	0.0	0	0	0	0/0	0.0	0	0	0	0		1-0	

10	Chase Daniel	QB	6-0	225	29	7	Missouri	UFA-13
----	--------------	----	-----	-----	----	---	----------	--------

CHASE DANIEL'S NFL REGULAR SEASON PASSING STATISTICS

SEASON	TEAM	GP	GS	ATT.	CMP.	PCT.	YDS		TD	INT.	LG	SK	YDS	
							YDS	ATT.					LST	RATE
2009	Saints	0	0	0	0	0.0	0	0.0	0	0	0	0	0	0.0
2010	Saints	13	0	3	2	66.7	16	5.3	0	0	9	1	10	79.9
2011	Saints	16	0	5	4	80.0	29	5.8	0	0	14	0	0	90.8
2012	Saints	16	0	1	1	100.0	10	10.0	0	0	10	0	0	108.3
2013	Chiefs	5	1	38	25	65.8	248	6.5	1	1	48	2	11	81.9
2014	Chiefs	3	1	28	16	57.1	157	5.6	0	0	30	4	17	73.1
2015*	Chiefs	2	0	2	2	100.0	4	2.0	0	0	6	0	0	79.2
CAREER TOTALS		55	2	77	50	64.9	464	6.0	1	1	48	7	38	80.2

CHASE DANIEL'S NFL REGULAR SEASON RUSHING STATISTICS

SEASON	TEAM	NO.	YDS.	AVG.	LG	TD
2009	Saints	0	0	0.0	0	0
2010	Saints	2	16	8.0	16	0
2011	Saints	3	-3	-1.0	0	0
2012	Saints	3	17	5.7	19	0
2013	Chiefs	14	52	3.7	29	0
2014	Chiefs	4	15	3.8	9	0
2015*	Chiefs	2	-2	-1.0	0	0
CAREER TOTALS		28	95	3.4	29	0

2015 GAME-BY-GAME REGULAR SEASON STATISTICS (KANSAS CITY CHIEFS)

SEASON	OPPONENT	PASSING								RUSHING						W/L
		P/S	ATT	CMP	YDS	PCT	TD	INT	LG	SK/YD	RATE	ATT	YDS	LG	TD	
09/13*	at Texans	DID NOT PLAY														W
09/17*	BRONCOS	DID NOT PLAY														L
09/28*	at Packers	DID NOT PLAY														L
10/04*	at Bengals	DID NOT PLAY														L
10/11*	BEARS	DID NOT PLAY														L
10/18*	at Vikings	DID NOT PLAY														L
10/25*	STEELERS	DID NOT PLAY														W
11/01*	LIONS	P	2	2	4	100.0	0	0	6	0/0	79.2	0	0	0	0	W
11/15*	at Broncos	DID NOT PLAY														W
11/22*	at Chargers	DID NOT PLAY														W
11/29*	BILLS	DID NOT PLAY														W
12/06*	at Raiders	DID NOT PLAY														W
12/13*	CHARGERS	DID NOT PLAY														W
12/20*	at Ravens	P	0	0	0	0.0	0	0	0	0/0	0.0	2	-2	-1	0	W
12/27*	BROWNS	DID NOT PLAY														W
01/03*	RAIDERS	DID NOT PLAY														W
2015 TOTALS		2-0	2	2	4	100.0	0	0	6	0/0	79.2	2	-2	-1	0	11-5

CHASE DANIEL'S NFL PLAYOFF PASSING STATISTICS

SEASON	TEAM	GP	GS	ATT.	CMP.	PCT.	YDS				INT.	LG	YDS		
							ATT.	TD					LST	RATE	
2009	Saints	0	0	0	0	0.0	0	0.0	0	0	0	0	0	0.0	
2010	Saints	0	0	0	0	0.0	0	0.0	0	0	0	0	0	0.0	

2011	Saints	0	0	0	0	0.0	0	0.0	0	0	0	0	0	0.0
2013	Chiefs	0	0	0	0	0.0	0	0.0	0	0	0	0	0	0.0
2015*	Chiefs	0	0	0	0	0.0	0	0.0	0	0	0	0	0	0.0
CAREER TOTALS		0	0	0	0	0.0	0	0.0	0	0	0	0	0	0.0

CHASE DANIEL'S NFL PLAYOFF RUSHING STATISTICS

SEASON	TEAM	NO.	YDS.	AVG.	LG	TD
2009	Saints	0	0	0.0	0	0
2010	Saints	0	0	0.0	0	0
2011	Saints	0	0	0.0	0	0
2013	Chiefs	0	0	0.0	0	0
2015*	Chiefs	2	-2	-1.0	0	0
CAREER TOTALS		2	-2	-1.0	0	0

2009 GAME-BY-GAME PLAYOFF STATISTICS (NEW ORLEANS SAINTS)

PASSING										RUSHING						
OPPONENT	P/S	ATT	CMP	YDS	PCT	TD	INT	LG	SK/YD	RATE	ATT	YDS	LG	TD	W/L	SCORE
01/16 CARDINALS	NOT ACTIVE														W	45-14
01/24 VIKINGS	NOT ACTIVE														W	31-28+
02/07 at Colts	NOT ACTIVE														W	31-17
2009 TOTALS	0-0	0	0	0	0.0	0	0	0	0/0	0.0	0	0	0	0	3-0	

2010 GAME-BY-GAME PLAYOFF STATISTICS (NEW ORLEANS SAINTS)

PASSING										RUSHING						
OPPONENT	P/S	ATT	CMP	YDS	PCT	TD	INT	LG	SK/YD	RATE	ATT	YDS	LG	TD	W/L	SCORE
01/08 at Seahawks	P	0	0	0	0.0	0	0	0	0/0	0.0	0	0	0	0	L	36-41

2010 TOTALS	1-0	0	0	0	0.0	0	0	0	0	0/0	0.0	0	0	0	0	0-1
2011 GAME-BY-GAME PLAYOFF STATISTICS (NEW ORLEANS SAINTS)																
	PASSING									RUSHING						
OPPONENT	P/S	ATT	CMP	YDS	PCT	TD	INT	LG	SK/YD	RATE	ATT	YDS	LG	TD	W/L	SCORE
01/07 LIONS	P	0	0	0	0.0	0	0	0	0/0	0.0	0	0	0	0	W	45-28
01/14 at 49ers	P	0	0	0	0.0	0	0	0	0/0	0.0	0	0	0	0	L	32-36
2011 TOTALS	2-0	0	0	0	0.0	0	0	0	0/0	0.0	0	0	0	0	1-1	
2013 GAME-BY-GAME PLAYOFF STATISTICS (KANSAS CITY CHIEFS)																
	PASSING									RUSHING						
OPPONENT	P/S	ATT	CMP	YDS	PCT	TD	INT	LG	SK/YD	RATE	ATT	YDS	LG	TD	W/L	SCORE
01/04 at Colts	DID NOT PLAY														L	44-45
2013 TOTALS	0-0	0	0	0	0.0	0	0	0	0/0	0.0	0	0	0	0	0-1	
2015 GAME-BY-GAME PLAYOFF STATISTICS (KANSAS CITY CHIEFS)																
	PASSING									RUSHING						
OPPONENT	P/S	ATT	CMP	YDS	PCT	TD	INT	LG	SK/YD	RATE	ATT	YDS	LG	TD	W/L	SCORE
01/09* at Texans	P	0	0	0	0.0	0	0	0	0/0	0.0	2	-2	-1	0	W	30-0
2015 TOTALS	1-0	0	0	0	0.0	0	0	0	0/0	0.0	2	-2	-1	0	1-0	
11 Alex Smith QB 6-4 217 31 11 Utah T (SF)-13																

ALEX SMITH'S NFL REGULAR SEASON PASSING STATISTICS

SEASON	TEAM	GP	GS	ATT.	CMP.	PCT.	YDS	YDS				YDS			
								ATT.	TD	INT.	LG	SK	LST	RATE	

2005	49ers	9	7	165	84	50.9	875	5.3	1	11	47	29	185	40.8
2006	49ers	16	16	442	257	58.1	2,890	6.5	16	16	75	35	202	74.8
2007	49ers	7	7	193	94	48.7	914	4.7	2	4	45	17	121	57.2
2008	49ers	0	0	0	0	0.0	0	0.0	0	0	0	0	0	0.0
2009	49ers	11	10	372	225	60.5	2,350	6.3	18	12	73t	22	134	81.5
2010	49ers	11	10	342	204	59.6	2,370	6.9	14	10	62t	25	140	82.1
2011	49ers	16	16	445	273	61.3	3,144	7.1	17	5	56t	44	263	90.7
2012	49ers	10	9	218	153	70.2	1,737	8.0	13	5	55	24	137	104.1
2013	Chiefs	15	15	508	308	60.6	3,313	6.5	23	7	71t	39	210	89.1
2014	Chiefs	15	15	464	303	65.3	3,265	7.0	18	6	70t	45	229	93.4
2015*	Chiefs	16	16	470	307	65.3	3,486	7.4	20	7	80t	45	235	95.4
CAREER TOTALS		126	121	3,619	2,208	61.0	24,344	6.7	142	83	80t	325	1,856	84.5

ALEX SMITH'S NFL REGULAR SEASON RUSHING STATISTICS

SEASON	TEAM	NO.	YDS.	AVG.	LG	TD
2005	49ers	30	103	3.4	19	0
2006	49ers	44	147	3.3	22	2
2007	49ers	13	89	6.8	25	0
2008	49ers	0	0	0.0	0	0
2009	49ers	24	51	2.1	11	0
2010	49ers	18	60	3.3	12	0
2011	49ers	52	179	3.4	14	2
2012	49ers	31	132	4.3	24	0
2013	Chiefs	76	431	5.7	26	1
2014	Chiefs	49	254	5.2	25	1
2015*	Chiefs	84	498	5.9	49	2

CAREER TOTALS 421 1,944 4.6 49 8

2015 GAME-BY-GAME REGULAR SEASON STATISTICS (KANSAS CITY CHIEFS)

SEASON	OPPONENT	P/S	PASSING							RUSHING						
			ATT	CMP	YDS	PCT	TD	INT	LG	SK/YD	RATE	ATT	YDS	LG	TD	W/L
09/13*	at Texans	S	33	22	243	66.7	3	0	42t	2/10	118.6	9	15	5	0	W
09/17*	BRONCOS	S	25	16	191	64.0	0	2	30	4/21	53.9	3	15	11	0	L
09/28*	at Packers	S	40	24	290	60.0	1	1	61	7/39	80.2	6	33	19	0	L
10/04*	at Bengals	S	45	31	386	68.9	0	0	44	5/38	95.2	5	25	10	0	L
10/11*	BEARS	S	30	16	181	53.3	1	0	26	3/11	82.8	3	21	8	0	L
10/18*	at Vikings	S	37	22	282	59.5	1	0	42t	2/11	92.4	2	10	7	0	L
10/25*	STEELERS	S	32	21	251	65.6	1	0	40	2/12	99.9	3	5	7	0	W
11/01*	LIONS	S	26	18	145	69.2	2	0	23	3/15	108.7	5	78	49	1	W
11/15*	at Broncos	S	31	17	204	54.8	1	0	80t	2/7	86.0	6	33	17	0	W
11/22*	at Chargers	S	25	20	253	80.0	0	0	47	3/21	108.8	7	33	10	0	W
11/29*	BILLS	S	30	19	255	63.3	2	0	41t	1/0	112.5	6	35	11	0	W
12/06*	at Raiders	S	22	16	162	72.7	2	0	26	4/19	123.7	5	23	19	1	W
12/13*	CHARGERS	S	23	15	191	65.2	1	1	44t	2/12	87.4	5	40	18	0	W
12/20*	at Ravens	S	25	21	171	84.0	1	0	29	3/7	108.5	4	17	8	0	W
12/27*	BROWNS	S	22	15	125	68.2	2	1	19	1/3	93.9	6	54	29	0	W
01/03*	RAIDERS	S	24	14	156	58.3	2	2	25t	1/9	70.8	9	61	22	0	W
2015 TOTALS		16-16	470	307	3,486	65.3	20	7	80t	45/235	95.4	84	498	49	2	11-5

ALEX SMITH'S NFL PLAYOFF PASSING STATISTICS

SEASON	TEAM	GP	GS	ATT.	CMP.	PCT.	YDS				INT.	LG	SK	YDS	
							YDS	ATT.	TD					LST	RATE

2011	49ers	2	2	68	36	52.9	495	7.3	5	0	73t	7	53	101.0
2012	49ers	0	0	0	0	0.0	0	0.0	0	0	0	0	0	0.0
2013	Chiefs	1	1	46	30	65.2	378	8.2	4	0	79t	2	15	119.7
2015*	Chiefs	1	1	22	17	77.3	190	8.6	1	1	48	3	17	98.7
CAREER TOTALS		4	4	136	83	61.0	1,063	7.8	10	1	79t	12	85	107.0

ALEX SMITH'S NFL PLAYOFF RUSHING STATISTICS

SEASON	TEAM	NO.	YDS.	AVG.	LG	TD
2011	49ers	7	70	10.0	28t	1
2012	49ers	0	0	0.0	0	0
2013	Chiefs	8	57	7.1	16	0
2015*	Chiefs	5	27	5.4	11	0
CAREER TOTALS		20	154	7.7	28t	1

2011 GAME-BY-GAME PLAYOFF STATISTICS (SAN FRANCISCO 49ERS)

OPPONENT		PASSING								RUSHING							
		P/S	ATT	CMP	YDS	PCT	TD	INT	LG	SK/YD	RATE	ATT	YDS	LG	TD	W/L	SCORE
01/14	SAINTS	S	42	24	299	57.1	3	0	49t	4/35	103.2	1	28	28t	1	W	36-32
01/22	GIANTS	S	26	12	196	46.2	2	0	73t	3/18	97.6	6	42	17	0	L	17-20+
2011 TOTALS		2-2	68	36	495	52.9	5	0	73t	7/53	101.0	7	70	28t	1	1-1	

2012 GAME-BY-GAME PLAYOFF STATISTICS (SAN FRANCISCO 49ERS)

		PASSING								RUSHING							
SEASON	OPPONENT	P/S	ATT	CMP	YDS	PCT	TD	INT	LG	SK/YD	RATE	ATT	YDS	LG	TD	W/L	SCORE
01/12	PACKERS	DID NOT PLAY														W	45-31
01/20	at Falcons	DID NOT PLAY														W	28-24

02/03	RAVENS	DID NOT PLAY														L	31-34
2012 TOTALS		0-0	0	0	0	0.0	0	0	0	0/0	0.0	0	0	0	0	2-1	

2013 GAME-BY-GAME PLAYOFF STATISTICS (KANSAS CITY CHIEFS)

PASSING										RUSHING							
SEASON	OPPONENT	P/S	ATT	CMP	YDS	PCT	TD	INT	LG	SK/YD	RATE	ATT	YDS	LG	TD	W/L	SCORE
01/04	at Colts	S	46	30	378	65.2	4	0	79t	2/15	119.7	8	57	16	0	L	44-45
2013 TOTALS		1-1	46	30	378	65.2	4	0	79t	2/15	119.7	8	57	16	0	0-1	

2015 GAME-BY-GAME PLAYOFF STATISTICS (KANSAS CITY CHIEFS)

		PASSING								RUSHING						
OPPONENT	P/S	ATT	CMP	YDS	PCT	TD	INT	LG	SK/YD	RATE	ATT	YDS	LG	TD	W/L	SCORE
01/09* at Texans	S	22	17	190	77.3	1	1	48	3/17	98.7	5	27	11	0	W	30-0
2015 TOTALS	1-1	22	17	190	77.3	1	1	48	3/17	98.7	5	27	11	0	1-0	

12	Albert Wilson	WR	5-9	200	23	2	Georgia State	CFA-14
----	---------------	----	-----	-----	----	---	---------------	--------

ALBERT WILSON'S NFL REGULAR SEASON RUSHING STATISTICS

RUSHING									RECEIVING				
SEASON	TEAM	GP	GS	NO.	YDS.	AVG.	LG	TD	NO.	YDS	AVG	LG	TD
2014	Chiefs	12	2	0	0	0.0	0	0	16	260	16.3	48	0
2015*	Chiefs	14	12	5	26	5.2	8	0	35	451	12.9	44t	2
NFL TOTALS		26	14	5	26	5.2	8	0	51	711	13.9	48	2

ALBERT WILSON'S NFL REGULAR SEASON RETURN STATISTICS

KICKOFF RETURNS	PUNT RETURNS
-----------------	--------------

SEASON	TEAM	RET.	YDS.	AVG.	LG	TD	NO.	FC	YDS	AVG	LG	TD
2014	Chiefs	1	21	21.0	21	0	0	0	0	0.0	0	0
2015*	Chiefs	0	0	0.0	0	0	0	0	0	0.0	0	0
NFL TOTALS		1	21	21.0	21	0	0	0	0	0.0	0	0

2015 GAME-BY-GAME REGULAR SEASON STATISTICS (KANSAS CITY CHIEFS)

SEASON	OPPONENT	P/S	RECEIVING				RUSHING				W/L	SCORE
			NO	YDS	LG	TD	ATT	YDS	LG	TD		
09/13*	at Texans	S	3	25	13	0	0	0	0	0	W	27-20
09/17*	BRONCOS	S	0	0	0	0	0	0	0	0	L	24-31
09/28*	at Packers	P	0	0	0	0	0	0	0	0	L	28-38
10/04*	at Bengals	NOT ACTIVE									L	21-36
10/11*	BEARS	NOT ACTIVE									L	17-18
10/18*	at Vikings	P	3	57	42t	1	0	0	0	0	L	10-16
10/25*	STEELERS	S	3	71	40	0	0	0	0	0	W	23-13
11/01*	LIONS	S	3	12	6	0	0	0	0	0	W	45-10
11/15*	at Broncos	S	1	16	16	0	0	0	0	0	W	29-13
11/22*	at Chargers	S	4	56	27	0	0	0	0	0	W	33-3
11/29*	BILLS	S	3	25	16	0	1	8	8	0	W	30-22
12/06*	at Raiders	S	1	17	17	0	1	5	5	0	W	34-20
12/13*	CHARGERS	S	4	87	44t	1	0	0	0	0	W	10-3
12/20*	at Ravens	S	4	27	11	0	1	8	8	0	W	34-14
12/27*	BROWNS	S	3	34	19	0	2	5	3	0	W	17-13
01/03*	RAIDERS	S	3	24	14	0	0	0	0	0	W	23-17
2015 TOTALS		14-12	35	451	44t	2	5	26	8	0	11-5	

ALBERT WILSON'S NFL PLAYOFF STATISTICS

SEASON	TEAM	GP	GS	RUSHING					RECEIVING				
				NO.	YDS.	AVG.	LG	TD	NO.	YDS	AVG	LG	TD
2015*	Chiefs	1	1	2	11	5.5	9	0	2	9	4.5	6	0
NFL TOTALS		1	1	2	11	5.5	9	0	2	9	4.5	6	0

2015 GAME-BY-GAME PLAYOFF STATISTICS (KANSAS CITY CHIEFS)

OPPONENT	P/S	RECEIVING				RUSHING				W/L	SCORE
		NO	YDS	LG	TD	ATT	YDS	LG	TD		
01/09* at Texans	S	2	9	6	0	2	11	9	0	W	30-0
2015 TOTALS	1-1	2	9	6	0	2	11	9	0	1-0	

17	Chris Conley	WR	6-3	205	23	R	Georgia	D3a-15
----	--------------	----	-----	-----	----	---	---------	--------

CHRIS CONLEY’S NFL REGULAR SEASON RUSHING STATISTICS

SEASON	TEAM	GP	GS	RUSHING					RECEIVING				
				NO.	YDS.	AVG.	LG	TD	NO.	YDS	AVG	LG	TD
2015*	Chiefs	16	5	0	0	0.0	0	0	17	199	11.7	44	1
NFL TOTALS		16	5	0	0	0.0	0	0	17	199	11.7	44	1

2015 GAME-BY-GAME REGULAR SEASON STATISTICS (KANSAS CITY CHIEFS)

SEASON	OPPONENT	P/S	RECEIVING				RUSHING				W/L	SCORE
			NO	YDS	LG	TD	ATT	YDS	LG	TD		
09/13*	at Texans	P	0	0	0	0	0	0	0	0	W	27-20
09/17*	BRONCOS	P	0	0	0	0	0	0	0	0	L	24-31
09/28*	at Packers	P	1	16	16	0	0	0	0	0	L	28-38

10/04*	at Bengals	S	2	53	44	0	0	0	0	0	L	21-36
10/11*	BEARS	S	1	6	6	0	0	0	0	0	L	17-18
10/18*	at Vikings	P	3	16	8	0	0	0	0	0	L	10-16
10/25*	STEELERS	S	6	63	25	1	0	0	0	0	W	23-13
11/01*	LIONS	P	1	6	6	0	0	0	0	0	W	45-10
11/15*	at Broncos	P	0	0	0	0	0	0	0	0	W	29-13
11/22*	at Chargers	P	1	17	17	0	0	0	0	0	W	33-3
11/29*	BILLS	P	0	0	0	0	0	0	0	0	W	30-22
12/06*	at Raiders	P	0	0	0	0	0	0	0	0	W	34-20
12/13*	CHARGERS	S	0	0	0	0	0	0	0	0	W	10-3
12/20*	at Ravens	P	0	0	0	0	0	0	0	0	W	34-14
12/27*	BROWNS	S	0	0	0	0	0	0	0	0	W	17-13
01/03*	RAIDERS	P	2	22	16	0	0	0	0	0	W	23-17
2015 TOTALS			16-5	17	199	44	1	0	0	0	0	11-5

CHRIS CONLEY'S NFL PLAYOFF STATISTICS

SEASON	TEAM	GP	GS	RUSHING					RECEIVING				
				NO.	YDS.	AVG.	LG	TD	NO.	YDS	AVG	LG	TD
2015*	Chiefs	1	0	0	0	0.0	0	0	1	9	9.0	9t	1
NFL TOTALS		1	0	0	0	0.0	0	0	1	9	9.0	9t	1

2015 GAME-BY-GAME PLAYOFF STATISTICS (KANSAS CITY CHIEFS)

OPPONENT	P/S	RECEIVING				RUSHING				W/L	SCORE
		NO	YDS	LG	TD	ATT	YDS	LG	TD		
01/09* at Texans	P	1	9	9t	1	0	0	0	0	W	30-0
2015 TOTALS		1-0	1	9	9t	1	0	0	0	0	1-0

19	Jeremy Maclin	WR	6-0	198	27	7	Missouri	UFA-15
----	---------------	----	-----	-----	----	---	----------	--------

JEREMY MACLIN'S NFL REGULAR SEASON STATISTICS

SEASON	TEAM	GP	GS	RUSHING					RECEIVING				
				NO.	YDS.	AVG.	LG	TD	NO.	YDS	AVG	LG	TD
2009	Eagles	15	13	2	-7	-3.5	-1	0	56	773	13.8	56	4
2010	Eagles	16	16	3	36	12.0	14	0	70	964	13.8	83t	10
2011	Eagles	13	13	1	1	1.0	1	0	63	859	13.6	59	5
2012	Eagles	15	15	0	0	0.0	0	0	69	857	12.4	70t	7
2014	Eagles	16	16	0	0	0.0	0	0	85	1,318	15.5	72	10
2015*	Chiefs	15	15	3	14	4.7	18	0	87	1,088	12.5	61	8
NFL TOTALS		90	88	9	44	4.9	18	0	430	5,859	13.6	83t	44

JEREMY MACLIN'S NFL REGULAR SEASON RETURN STATISTICS

SEASON	TEAM	RET.	YDS.	KICKOFF RETURNS					PUNT RETURNS			
				AVG.	LG	TD	NO.	FC	YDS	AVG	LG	TD
2009	Eagles	7	124	17.7	28	0	6	4	30	5.0	27	0
2010	Eagles	1	22	22.0	22	0	3	5	17	5.7	9	0
2011	Eagles	0	0	0.0	0	0	4	3	29	7.3	11	0
2012	Eagles	0	0	0.0	0	0	0	0	0	0.0	0	0
2014	Eagles	0	0	0.0	0	0	2	4	25	12.5	18	0
2015*	Chiefs	0	0	0.0	0	0	2	4	13	6.5	11	0
NFL TOTALS		8	146	18.3	28	0	17	20	114	6.7	27	0

2015 GAME-BY-GAME REGULAR SEASON STATISTICS (KANSAS CITY CHIEFS)

SEASON	OPPONENT	P/S	NO	RECEIVING			ATT	RUSHING			W/L	SCORE
				YDS	LG	TD		YDS	LG	TD		
09/13*	at Texans	S	5	52	20	0	0	0	0	0	W	27-20
09/17*	BRONCOS	S	4	57	30	0	1	-2	-2	0	L	24-31
09/28*	at Packers	S	8	141	61	1	0	0	0	0	L	28-38
10/04*	at Bengals	S	11	148	44	0	0	0	0	0	L	21-36
10/11*	BEARS	S	8	85	23	0	0	0	0	0	L	17-18
10/18*	at Vikings	S	3	48	39	0	0	0	0	0	L	10-16
10/25*	STEELERS	NOT ACTIVE									W	23-13
11/01*	LIONS	S	3	35	17t	1	0	0	0	0	W	45-10
11/15*	at Broncos	S	3	17	9	0	0	0	0	0	W	29-13
11/22*	at Chargers	S	3	29	10	0	0	0	0	0	W	33-3
11/29*	BILLS	S	9	160	41t	1	0	0	0	0	W	30-22
12/06*	at Raiders	S	9	95	16	2	0	0	0	0	W	34-20
12/13*	CHARGERS	S	6	68	21	0	1	-2	-2	0	W	10-3
12/20*	at Ravens	S	7	50	13t	1	0	0	0	0	W	34-14
12/27*	BROWNS	S	5	49	14	1	0	0	0	0	W	17-13
01/03*	RAIDERS	S	3	54	25t	1	1	18	18	0	W	23-17
2015 TOTALS		15-15	87	1,088	61	8	3	14	18	0	11-5	

JEREMY MACLIN'S NFL PLAYOFF STATISTICS

SEASON	TEAM	GP	GS	RUSHING					RECEIVING				
				NO.	YDS.	AVG.	LG	TD	NO.	YDS	AVG	LG	TD
2009	Eagles	1	1	0	0	0.0	0	0	7	146	20.9	76t	1
2010	Eagles	1	1	0	0	0.0	0	0	3	73	24.3	44	0
2015*	Chiefs	1	1	0	0	0.0	0	0	3	29	9.7	16	0

NFL TOTALS	3	3	0	0	0.0	0	0	13	248	19.1	76t	1
------------	---	---	---	---	-----	---	---	----	-----	------	-----	---

JEREMY MACLIN'S NFL PLAYOFF RETURN STATISTICS

SEASON	TEAM	KICKOFF RETURNS					PUNT RETURNS					
		RET.	YDS.	AVG.	LG	TD	NO.	FC	YDS	AVG	LG	TD
2009	Eagles	2	41	20.5	21	0	0	0	0	0.0	0	0
2010	Eagles	0	0	0.0	0	0	0	0	0	0.0	0	0
2015*	Chiefs	0	0	0.0	0	0	0	0	0	0.0	0	0
NFL TOTALS		2	41	20.5	21	0	0	0	0	0.0	0	0

2009 GAME-BY-GAME PLAYOFF STATISTICS (PHILADELPHIA EAGLES)

OPPONENT	P/S	NO	RECEIVING			RUSHING				W/L	SCORE
			YDS	LG	TD	ATT	YDS	LG	TD		
01/09 at Cowboys	S	7	146	76t	1	0	0	0	0	L	14-34
2009 TOTALS	1-1	7	146	76t	1	0	0	0	0	0-1	

2010 GAME-BY-GAME PLAYOFF STATISTICS (PHILADELPHIA EAGLES)

		RECEIVING					RUSHING					
OPPONENT	P/S	NO	YDS	LG	TD	ATT	YDS	LG	TD	W/L	SCORE	
01/09 PACKERS	S	3	73	44	0	0	0	0	0	L	16-21	
2010 TOTALS		1-1	3	73	44	0	0	0	0	0-1		

2015 GAME-BY-GAME PLAYOFF STATISTICS (KANSAS CITY CHIEFS)

OPPONENT	P/S	RECEIVING				RUSHING				W/L	SCORE
		NO	YDS	LG	TD	ATT	YDS	LG	TD		
01/09* at Texans	S	3	29	16	0	0	0	0	0	W	30-0

2015 TOTALS 1-1 3 29 16 0 0 0 0 0 1-0

20	Steven Nelson	CB	5-11	194	22	R	Oregon State	D3b-15
----	---------------	----	------	-----	----	---	--------------	--------

STEVEN NELSON'S NFL REGULAR SEASON STATISTICS

		TACKLES									INTERCEPTIONS						O. FUMB			ST		MISC	
SEASON	TEAM	GP	GS	TK	S	A	TFL	YDS	SK	YDS	QBH	NO	YDS	LG	TD	PD	FF	FR	YDS	S	A	S	A
2015*	Chiefs	12	0	1	1	0	0	0	0.0	0.0	0	0	0	0	0	0	0	0	0	7	0	0	0
NFL TOTALS		12	0	1	1	0	0.0	0.0	0.0	0.0	0	0	0	0	0	0	0	0	0	7	0.0	0	0.0

2015 GAME-BY-GAME REGULAR SEASON STATISTICS (KANSAS CITY CHIEFS)

		TACKLES							INTERCEPTIONS							O. FUMB			ST		MISC		
OPPONENT		P/S	TK	S	A	SK	YDS	TFL	YDS	QBH	NO	YDS	LG	TD	PD	FF	FR	YDS	S	A	S	A	W/L
09/13*	at Texans	NOT ACTIVE																					W
09/17*	BRONCOS	NOT ACTIVE																					L
09/28*	at Packers	NOT ACTIVE																					L
10/04*	at Bengals	NOT ACTIVE																					L
10/11*	BEARS	P	0	0	0	0.0	0.0	0.0	0.0	0	0	0.0	0	0	0	0	0	0.0	0	0	0	0	L
10/18*	at Vikings	P	0	0	0	0.0	0.0	0.0	0.0	0	0	0.0	0	0	0	0	0	0.0	1	0	0	0	L
10/25*	STEELERS	P	1	1	0	0.0	0.0	0.0	0.0	0	0	0.0	0	0	0	0	0	0.0	0	0	0	0	W
11/01*	LIONS	P	0	0	0	0.0	0.0	0.0	0.0	0	0	0.0	0	0	0	0	0	0.0	0	0	0	0	W
11/15*	at Broncos	P	0	0	0	0.0	0.0	0.0	0.0	0	0	0.0	0	0	0	0	0	0.0	0	0	0	0	W
11/22*	at Chargers	P	0	0	0	0.0	0.0	0.0	0.0	0	0	0.0	0	0	0	0	0	0.0	0	0	0	0	W
11/29*	BILLS	P	0	0	0	0.0	0.0	0.0	0.0	0	0	0.0	0	0	0	0	0	0.0	3	0	0	0	W
12/06*	at Raiders	P	0	0	0	0.0	0.0	0.0	0.0	0	0	0.0	0	0	0	0	0	0.0	0	0	0	0	W
12/13*	CHARGERS	P	0	0	0	0.0	0.0	0.0	0.0	0	0	0.0	0	0	0	0	0	0.0	1	0	0	0	W

12/20*	at Ravens	P	0	0	0	0.0	0.0	0.0	0.0	0	0	0.0	0	0	0	0	0	0.0	1	0	0	0	W
12/27*	BROWNS	P	0	0	0	0.0	0.0	0.0	0.0	0	0	0.0	0	0	0	0	0	0.0	0	0	0	0	W
01/03*	RAIDERS	P	0	0	0	0.0	0.0	0.0	0.0	0	0	0.0	0	0	0	0	0	0.0	1	0	0	0	W
2015 TOTALS			12-0	1	1	0	0	0.0	0.0	0.0	0.0	0	0.0	0	0	0	0	0.0	7	0	0	0	11-5

STEVEN NELSON'S NFL PLAYOFF STATISTICS

		TACKLES								INTERCEPTIONS							O. FUMB			ST		MISC	
SEASON	TEAM	GP	GS	TK	S	A	TFL	YDS	SK	YDS	QBH	NO	YDS	LG	TD	PD	FF	FR	YDS	S	A	S	A
2015*	Chiefs	1	0	0	0	0	0	0	0.0	0.0	0	0	0	0	0	1	0	0	0	0	0	0	0
NFL TOTALS		1	0	0	0	0	0.0	0.0	0.0	0.0	0	0	0	0	0	1	0	0	0	0	0.0	0	0.0

2013 GAME-BY-GAME PLAYOFF STATISTICS (KANSAS CITY CHIEFS)

		TACKLES						INTERCEPTIONS						O. FUMB			ST		MISC				
OPPONENT	P/S	TK	S	A	SK	YDS	TFL	YDS	QBH	NO	YDS	LG	TD	PD	FF	FR	YDS	S	A	S	A	W/L	SCORE
01/04 at Colts	S	4	1	3	0.0	0.0	0.0	0.0	0	0	0.0	0	0	1	0	0	0.0	0	0	0	0	L	44-45
2013 TOTALS	1-1	4	1	3	0	0.0	0.0	0.0	0.0	0	0.0	0	0	1	0	0	0.0	0	0	0	0	0-1	

2015 GAME-BY-GAME PLAYOFF STATISTICS (KANSAS CITY CHIEFS)

		TACKLES						INTERCEPTIONS						O. FUMB			ST		MISC				
OPPONENT	P/S	TK	S	A	SK	YDS	TFL	YDS	QBH	NO	YDS	LG	TD	PD	FF	FR	YDS	S	A	S	A	W/L	SCORE
01/09* at Texans	P	0	0	0	0.0	0.0	0.0	0.0	0	0	0.0	0	0	1	0	0	0.0	0	0	0	0	W	30-0
2015 TOTALS	1-0	0	0	0	0	0.0	0.0	0.0	0.0	0	0.0	0	0	1	0	0	0.0	0	0	0	0	1-0	

21	Sean Smith	CB	6-3	218	28	7	Utah	UFA-13
----	------------	----	-----	-----	----	---	------	--------

SEAN SMITH'S NFL REGULAR SEASON STATISTICS

		TACKLES										INTERCEPTIONS					O. FUMB			ST		MISC	
SEASON	TEAM	GP	GS	TK	S	A	TFL	YDS	SK	YDS	QBH	NO	YDS	LG	TD	PD	FF	FR	YDS	S	A	S	A
2009	Dolphins	16	16	39	32	7	0	0	0.0	0.0	0	0	0	0	0	12	0	1	0	0	0	0	0
2010	Dolphins	15	8	50	41	8	1	0	0.0	0.0	0	1	18	18	0	9	0	0	0	1	0	0	0
2011	Dolphins	16	16	60	50	8	0	0	0.0	0.0	0	2	7	7	0	7	0	0	0	1	1	0	0
2012	Dolphins	16	16	59	53	6	0	0	0.0	0.0	0	2	31	31	0	11	3	0	0	0	0	0	0
2013	Chiefs	16	15	47	43	4	0	0	0.0	0.0	0	2	96	100t	1	13	0	0	0	0	0	0	0
2014	Chiefs	16	16	50	47	3	0	0	0.0	0.0	0	1	34	34	0	16	0	0	0	0	0	0	0
2015*	Chiefs	13	13	45	40	5	2	2	0.0	0.0	0	2	5	5	0	12	0	0	0	0	0	0	0
NFL TOTALS		108	100	350	308	42	3.0	2.0	0.0	0.0	0	10	191	100t	1	80	3	1	0	2	1.0	0	0.0

2015 GAME-BY-GAME REGULAR SEASON STATISTICS (KANSAS CITY CHIEFS)

		TACKLES							INTERCEPTIONS							O. FUMB			ST		MISC			
OPPONENT		P/S	TK	S	A	SK	YDS	TFL	YDS	QBH	NO	YDS	LG	TD	PD	FF	FR	YDS	S	A	S	A	W/L	
09/13*	at Texans	DID NOT PLAY																					W	
09/17*	BRONCOS	DID NOT PLAY																					L	
09/28*	at Packers	DID NOT PLAY																					L	
10/04*	at Bengals	S	3	2	1	0.0	0.0	0.0	0.0	0	0	0.0	0	0	1	0	0	0.0	0	0	0	0	L	
10/11*	BEARS	S	4	4	0	0.0	0.0	0.0	0.0	0	0	0.0	0	0	0	0	0	0.0	0	0	0	0	L	
10/18*	at Vikings	S	3	2	1	0.0	0.0	0.0	0.0	0	0	0.0	0	0	0	0	0	0.0	0	0	0	0	L	
10/25*	STEELERS	S	3	3	0	0.0	0.0	1.0	1.0	0	0	0.0	0	0	2	0	0	0.0	0	0	0	0	W	
11/01*	LIONS	S	5	5	0	0.0	0.0	0.0	0.0	0	1	0.0	0	0	3	0	0	0.0	0	0	0	0	W	
11/15*	at Broncos	S	3	3	0	0.0	0.0	0.0	0.0	0	1	5.0	5	0	3	0	0	0.0	0	0	0	0	W	
11/22*	at Chargers	S	0	0	0	0.0	0.0	0.0	0.0	0	0	0.0	0	0	0	0	0	0.0	0	0	0	0	W	
11/29*	BILLS	S	3	3	0	0.0	0.0	0.0	0.0	0	0	0.0	0	0	1	0	0	0.0	0	0	0	0	W	
12/06*	at Raiders	S	5	5	0	0.0	0.0	0.0	0.0	0	0	0.0	0	0	0	0	0	0.0	0	0	0	0	W	

12/13*	CHARGERS	S	4	3	1	0.0	0.0	0.0	0.0	0	0	0.0	0	0	0	0	0	0.0	0	0	0	0	W	
12/20*	at Ravens	S	4	4	0	0.0	0.0	0.0	0.0	0	0	0.0	0	0	2	0	0	0.0	0	0	0	0	W	
12/27*	BROWNS	S	2	2	0	0.0	0.0	0.0	0.0	0	0	0.0	0	0	0	0	0	0.0	0	0	0	0	W	
01/03*	RAIDERS	S	6	4	2	0.0	0.0	1.0	1.0	0	0	0.0	0	0	0	0	0	0.0	0	0	0	0	W	
2015 TOTALS			13-13	45	40	5	0	0.0	2.0	2.0	0.0	2	5.0	5	0	12	0	0	0.0	0	0	0	0	11-5

SEAN SMITH'S NFL PLAYOFF STATISTICS

		TACKLES								INTERCEPTIONS						O. FUMB			ST		MISC		
SEASON	TEAM	GP	GS	TK	S	A	TFL	YDS	SK	YDS	QBH	NO	YDS	LG	TD	PD	FF	FR	YDS	S	A	S	A
2013	Chiefs	1	1	4	1	3	0	0	0.0	0.0	0	0	0	0	0	1	0	0	0	0	0	0	0
2015*	Chiefs	1	1	6	6	0	0	0	0.0	0.0	0	1	13	13	0	2	0	0	0	0	0	0	0
NFL TOTALS		2	2	10	7	3	0.0	0.0	0.0	0.0	0	1	13	13	0	3	0	0	0	0	0.0	0	0.0

2013 GAME-BY-GAME PLAYOFF STATISTICS (KANSAS CITY CHIEFS)

		TACKLES							INTERCEPTIONS						O. FUMB			ST		MISC			
OPPONENT	P/S	TK	S	A	SK	YDS	TFL	YDS	QBH	NO	YDS	LG	TD	PD	FF	FR	YDS	S	A	S	A	W/L	SCORE
01/04 at Colts	S	4	1	3	0.0	0.0	0.0	0.0	0	0	0.0	0	0	1	0	0	0.0	0	0	0	0	L	44-45
2013 TOTALS		1-1	4	1	3	0	0.0	0.0	0.0	0	0.0	0	0	1	0	0	0.0	0	0	0	0	0-1	

2015 GAME-BY-GAME PLAYOFF STATISTICS (KANSAS CITY CHIEFS)

		TACKLES							INTERCEPTIONS						O. FUMB			ST		MISC			
OPPONENT	P/S	TK	S	A	SK	YDS	TFL	YDS	QBH	NO	YDS	LG	TD	PD	FF	FR	YDS	S	A	S	A	W/L	SCORE
01/09* at Texans	S	6	6	0	0.0	0.0	0.0	0.0	0	1	13.0	13	0	2	0	0	0.0	0	0	0	0	W	30-0
2015 TOTALS		1-1	6	6	0	0	0.0	0.0	0.0	1	13.0	13	0	2	0	0	0.0	0	0	0	0	1-0	

22	Marcus Peters	CB	6-0	197	23	R	Washington	D1-15
----	---------------	----	-----	-----	----	---	------------	-------

MARCUS PETERS' NFL REGULAR SEASON STATISTICS

		TACKLES										INTERCEPTIONS					O. FUMB			ST		MISC	
SEASON	TEAM	GP	GS	TK	S	A	TFL	YDS	SK	YDS	QBH	NO	YDS	LG	TD	PD	FF	FR	YDS	S	A	S	A
2015*	Chiefs	16	16	60	53	7	2	4	0.0	0.0	0	8	280	90t	2	26	1	0	0	0	0	0	0
NFL TOTALS		16	16	60	53	7	2.0	4.0	0.0	0.0	0	8	280	90t	2	26	1	0	0	0	0.0	0	0.0

2015 GAME-BY-GAME REGULAR SEASON STATISTICS (KANSAS CITY CHIEFS)

			TACKLES					INTERCEPTIONS							O. FUMB			ST		MISC				
OPPONENT			P/S	TK	S	A	SK	YDS	TFL	YDS	QBH	NO	YDS	LG	TD	PD	FF	FR	YDS	S	A	S	A	W/L
09/13*	at Texans	S	7	5	2	0.0	0.0	0.0	0.0	0	1	0.0	0	0	3	0	0	0.0	0	0	0	0	W	
09/17*	BRONCOS	S	5	5	0	0.0	0.0	0.0	0.0	0	1	55.0	55t	1	4	0	0	0.0	0	0	0	0	L	
09/28*	at Packers	S	3	3	0	0.0	0.0	0.0	0.0	0	0	0.0	0	0	0	0	0	0.0	0	0	0	0	L	
10/04*	at Bengals	S	3	2	1	0.0	0.0	0.0	0.0	0	0	0.0	0	0	0	0	0	0.0	0	0	0	0	L	
10/11*	BEARS	S	7	7	0	0.0	0.0	1.0	1.0	0	0	0.0	0	0	1	0	0	0.0	0	0	0	0	L	
10/18*	at Vikings	S	6	6	0	0.0	0.0	0.0	0.0	0	1	0.0	0	0	2	0	0	0.0	0	0	0	0	L	
10/25*	STEELERS	S	4	4	0	0.0	0.0	0.0	0.0	0	0	0.0	0	0	0	0	0	0.0	0	0	0	0	W	
11/01*	LIONS	S	3	3	0	0.0	0.0	0.0	0.0	0	0	0.0	0	0	1	0	0	0.0	0	0	0	0	W	
11/15*	at Broncos	S	2	2	0	0.0	0.0	0.0	0.0	0	1	28.0	28	0	2	0	0	0.0	0	0	0	0	W	
11/22*	at Chargers	S	2	1	1	0.0	0.0	0.0	0.0	0	0	0.0	0	0	1	0	0	0.0	0	0	0	0	W	
11/29*	BILLS	S	2	2	0	0.0	0.0	0.0	0.0	0	0	0.0	0	0	2	0	0	0.0	0	0	0	0	W	
12/06*	at Raiders	S	6	6	0	0.0	0.0	0.0	0.0	0	1	58.0	58	0	2	1	0	0.0	0	0	0	0	W	
12/13*	CHARGERS	S	5	3	2	0.0	0.0	0.0	0.0	0	0	0.0	0	0	1	0	0	0.0	0	0	0	0	W	
12/20*	at Ravens	S	3	2	1	0.0	0.0	0.0	0.0	0	2	93.0	90t	1	4	0	0	0.0	0	0	0	0	W	

12/27*	BROWNS	S	1	1	0	0.0	0.0	0.0	0.0	0	1	46.0	46	0	2	0	0	0.0	0	0	0	0	W	
01/03*	RAIDERS	S	1	1	0	0.0	0.0	1.0	3.0	0	0	0.0	0	0	1	0	0	0.0	0	0	0	0	W	
2015 TOTALS			16-16	60	53	7	0	0.0	2.0	4.0	0.0	8	280	90	2	26	1	0	0.0	0	0	0	0	11-5

MARCUS PETERS'S NFL PLAYOFF STATISTICS

		TACKLES								INTERCEPTIONS						O. FUMB			ST		MISC		
SEASON	TEAM	GP	GS	TK	S	A	TFL	YDS	SK	YDS	QBH	NO	YDS	LG	TD	PD	FF	FR	YDS	S	A	S	A
2015*	Chiefs	1	1	4	2	2	0	0	0.0	0.0	0	1	2	2	0	1	0	0	0	0	0	0	0
NFL TOTALS		1	1	4	2	2	0.0	0.0	0.0	0.0	0	1	2	2	0	1	0	0	0	0	0.0	0	0.0

2015 GAME-BY-GAME PLAYOFF STATISTICS (KANSAS CITY CHIEFS)

		TACKLES						INTERCEPTIONS						O. FUMB			ST		MISC				
OPPONENT	P/S	TK	S	A	SK	YDS	TFL	YDS	QBH	NO	YDS	LG	TD	PD	FF	FR	YDS	S	A	S	A	W/L	SCORE
01/09* at Texans	S	4	2	2	0.0	0.0	0.0	0.0	0	1	2.0	2	0	1	0	0	0.0	0	0	0	0	W	30-0
2015 TOTALS	1-1	4	2	2	0	0.0	0.0	0.0	0.0	1	2.0	2	0	1	0	0	0.0	0	0	0	0	1-0	

27	Tyvon Branch	S	6-0	210	29	8	Connecticut	FA-15
----	--------------	---	-----	-----	----	---	-------------	-------

TYVON BRANCH'S NFL REGULAR SEASON STATISTICS

		TACKLES										INTERCEPTIONS						O. FUMB			ST		MISC	
SEASON	TEAM	GP	GS	TK	S	A	TFL	YDS	SK	YDS	QBH	NO	YDS	LG	TD	PD	FF	FR	YDS	S	A	S	A	
2008	Raiders	8	0	6	5	1	0	0	0.0	0.0	0	1	36	36	0	1	0	1	0	3	1	0	0	
2009	Raiders	16	16	119	93	26	6	0	1.0	12.0	1	0	0	0	0	8	2	0	0	5	0	0	0	
2010	Raiders	16	16	102	79	23	11	0	4.0	40.0	6	1	15	15	0	2	1	2	76	2	0	0	0	
2011	Raiders	16	16	106	78	28	3	0	1.0	10.0	1	1	0	0	0	4	0	1	0	2	1	0	0	
2012	Raiders	14	14	94	74	20	3	0	0.0	0.0	1	1	11	11	0	3	0	0	0	0	0	0	0	

2013	Raiders	2	2	5	4	1	1	2	1.0	2.0	2	0	0	0	0	0	0	0	0	0	0	0	0
2014	Raiders	3	3	29	22	7	1	19	1.0	19.0	1	0	0	0	0	1	0	0	0	1	0	0	0
2015*	Chiefs	16	1	40	33	7	2	3	1.0	1.0	1	1	38	38t	1	4	0	1	73	2	1	0	0
NFL TOTALS		91	68	501	388	113	27.0	24.0	9.0	84.0	13	5	100	38t	1	23	3	5	149	15	3.0	0	0.0

2015 GAME-BY-GAME REGULAR SEASON STATISTICS (KANSAS CITY CHIEFS)

			TACKLES							INTERCEPTIONS							O. FUMB			ST		MISC		
OPPONENT	P/S	TK	S	A	SK	YDS	TFL	YDS	QBH	NO	YDS	LG	TD	PD	FF	FR	YDS	S	A	S	A	W/L		
09/13* at Texans	S	7	5	2	0.0	0.0	0.0	0.0	0	1	0.0	0	0	3	0	0	0.0	0	0	0	0	W		
09/17* BRONCOS	S	5	5	0	0.0	0.0	0.0	0.0	0	1	55.0	55t	1	4	0	0	0.0	0	0	0	0	L		
09/28* at Packers	S	3	3	0	0.0	0.0	0.0	0.0	0	0	0.0	0	0	0	0	0	0.0	0	0	0	0	L		
10/04* at Bengals	S	3	2	1	0.0	0.0	0.0	0.0	0	0	0.0	0	0	0	0	0	0.0	0	0	0	0	L		
10/11* BEARS	S	7	7	0	0.0	0.0	1.0	1.0	0	0	0.0	0	0	1	0	0	0.0	0	0	0	0	L		
10/18* at Vikings	S	6	6	0	0.0	0.0	0.0	0.0	0	1	0.0	0	0	2	0	0	0.0	0	0	0	0	L		
10/25* STEELERS	S	4	4	0	0.0	0.0	0.0	0.0	0	0	0.0	0	0	0	0	0	0.0	0	0	0	0	W		
11/01* LIONS	S	3	3	0	0.0	0.0	0.0	0.0	0	0	0.0	0	0	1	0	0	0.0	0	0	0	0	W		
11/15* at Broncos	S	2	2	0	0.0	0.0	0.0	0.0	0	1	28.0	28	0	2	0	0	0.0	0	0	0	0	W		
11/22* at Chargers	S	2	1	1	0.0	0.0	0.0	0.0	0	0	0.0	0	0	1	0	0	0.0	0	0	0	0	W		
11/29* BILLS	S	2	2	0	0.0	0.0	0.0	0.0	0	0	0.0	0	0	2	0	0	0.0	0	0	0	0	W		
12/06* at Raiders	S	4	3	1	0.0	0.0	0.0	0.0	0	1	38.0	38t	1	1	0	0	0.0	0	0	0	0	W		
12/13* CHARGERS	P	2	1	1	0.0	0.0	0.0	0.0	0	0	0.0	0	0	0	0	0	0.0	0	0	0	0	W		
12/20* at Ravens	P	4	3	1	0.0	0.0	0.0	0.0	0	0	0.0	0	0	0	0	1	73.0	0	0	0	0	W		
12/27* BROWNS	P	6	6	0	0.0	0.0	1.0	2.0	0	0	0.0	0	0	0	0	0	0.0	0	0	0	0	W		
01/03* RAIDERS	P	4	4	0	1.0	1.0	1.0	1.0	1	0	0.0	0	0	1	0	0	0.0	0	0	0	0	W		
2015 TOTALS	16-1	40	33	7	1	1.0	2.0	3.0	1.0	1	38.0	38t	1	4	0	1	73.0	2	1	0	0	11-5		

TYVON BRANCH'S NFL PLAYOFF STATISTICS

		TACKLES								INTERCEPTIONS							O. FUMB			ST		MISC	
SEASON	TEAM	GP	GS	TK	S	A	TFL	YDS	SK	YDS	QBH	NO	YDS	LG	TD	PD	FF	FR	YDS	S	A	S	A
2015*	Chiefs	1	0	4	1	3	0	0	0.0	0.0	0	0	0	0	0	0	0	0	0	0	0	0	0
NFL TOTALS		1	0	4	1	3	0.0	0.0	0.0	0.0	0	0	0	0	0	0	0	0	0	0	0.0	0	0.0

2015 GAME-BY-GAME PLAYOFF STATISTICS (KANSAS CITY CHIEFS)

		TACKLES						INTERCEPTIONS							O. FUMB			ST		MISC			
OPPONENT	P/S	TK	S	A	SK	YDS	TFL	YDS	QBH	NO	YDS	LG	TD	PD	FF	FR	YDS	S	A	S	A	W/L	SCORE
01/09* at Texans	P	4	1	3	0.0	0.0	0.0	0.0	0	0	0.0	0	0	0	0	0	0.0	0	0	0	0	W	30-0
2015 TOTALS	1-0	4	1	3	0	0.0	0.0	0.0	0.0	0	0.0	0	0	0	0	0	0.0	0	0	0	0	1-0	

29	Eric Berry	S	6-0	212	26	6	Tennessee	D1-10
----	------------	---	-----	-----	----	---	-----------	-------

ERIC BERRY'S NFL REGULAR SEASON STATISTICS

		TACKLES								INTERCEPTIONS							O. FUMB			ST		MISC	
SEASON	TEAM	GP	GS	TK	S	A	TFL	YDS	SK	YDS	QBH	NO	YDS	LG	TD	PD	FF	FR	YDS	S	A	S	A
2010	Chiefs	16	16	126	77	44	5	0	2.0	11.0	6	4	102	54t	1	10	1	0	0	5	0	0	0
2011	Chiefs	1	1	0	0	0	0	0	0.0	0.0	0	0	0	0	0	0	0	0	0	0	0	0	0
2012	Chiefs	16	16	86	73	13	10	0	0.0	0.0	0	1	0	0	0	10	0	0	0	0	0	0	0
2013	Chiefs	15	15	74	66	8	11	41	3.5	26.5	7	3	134	49	2	11	1	2	24	0	0	0	0
2014	Chiefs	6	5	37	32	5	0	0	0.0	0.0	1	0	0	0	0	2	0	0	0	0	0	0	0
2015*	Chiefs	16	15	61	55	6	0	0	0.0	0.0	0	2	40	25	0	10	0	0	0	0	0	0	0
NFL TOTALS		70	68	384	308	76	26.0	41.0	5.5	37.5	14	10	276	54t	3	43	2	2	24	5	0.0	0	0.0

2015 GAME-BY-GAME REGULAR SEASON STATISTICS (KANSAS CITY CHIEFS)

		TACKLES							INTERCEPTIONS							O. FUMB			ST		MISC	
--	--	---------	--	--	--	--	--	--	---------------	--	--	--	--	--	--	---------	--	--	----	--	------	--

OPPONENT	P/S	TK	S	A	SK	YDS	TFL	YDS	QBH	NO	YDS	LG	TD	PD	FF	FR	YDS	S	A	S	A	W/L
09/13* at Texans	P	2	2	0	0.0	0.0	0.0	0.0	0	0	0.0	0	0	1	0	0	0.0	0	0	0	0	W
09/17* BRONCOS	S	4	4	0	0.0	0.0	0.0	0.0	0	0	0.0	0	0	0	0	0	0.0	0	0	0	0	L
09/28* at Packers	S	5	4	1	0.0	0.0	0.0	0.0	0	0	0.0	0	0	0	0	0	0.0	0	0	0	0	L
10/04* at Bengals	S	5	4	1	0.0	0.0	0.0	0.0	0	0	0.0	0	0	0	0	0	0.0	0	0	0	0	L
10/11* BEARS	S	3	3	0	0.0	0.0	0.0	0.0	0	0	0.0	0	0	2	0	0	0.0	0	0	0	0	L
10/18* at Vikings	S	3	3	0	0.0	0.0	0.0	0.0	0	0	0.0	0	0	0	0	0	0.0	0	0	0	0	L
10/25* STEELERS	S	6	3	3	0.0	0.0	0.0	0.0	0	1	15.0	15	0	1	0	0	0.0	0	0	0	0	W
11/01* LIONS	S	3	3	0	0.0	0.0	0.0	0.0	0	0	0.0	0	0	0	0	0	0.0	0	0	0	0	W
11/15* at Broncos	S	2	2	0	0.0	0.0	0.0	0.0	0	1	25.0	25	0	4	0	0	0.0	0	0	0	0	W
11/22* at Chargers	S	8	8	0	0.0	0.0	0.0	0.0	0	0	0.0	0	0	0	0	0	0.0	0	0	0	0	W
11/29* BILLS	S	5	5	0	0.0	0.0	0.0	0.0	0	0	0.0	0	0	0	0	0	0.0	0	0	0	0	W
12/06* at Raiders	S	3	3	0	0.0	0.0	0.0	0.0	0	0	0.0	0	0	0	0	0	0.0	0	0	0	0	W
12/13* CHARGERS	S	5	4	1	0.0	0.0	0.0	0.0	0	0	0.0	0	0	0	0	0	0.0	0	0	0	0	W
12/20* at Ravens	S	4	4	0	0.0	0.0	0.0	0.0	0	0	0.0	0	0	0	0	0	0.0	0	0	0	0	W
12/27* BROWNS	S	3	3	0	0.0	0.0	0.0	0.0	0	0	0.0	0	0	2	0	0	0.0	0	0	0	0	W
01/03* RAIDERS	S	0	0	0	0.0	0.0	0.0	0.0	0	0	0.0	0	0	0	0	0	0.0	0	0	0	0	W
2015 TOTALS	16-15	61	55	6	0	0.0	0.0	0.0	0.0	2	40.0	25	0	10	0	0	0.0	0	0	0	0	11-5

ERIC BERRY'S NFL PLAYOFF STATISTICS

		TACKLES								INTERCEPTIONS		O. FUMB		ST	MISC									
SEASON	TEAM	GP	GS	TK	S	A	TFL	YDS	SK	YDS	QBH	NO	YDS	LG	TD	PD	FF	FR	YDS	S	A	S	A	
2010	Chiefs	1	1	12	11	1	0	0	0.0	0.0	0	0	0	0	0	4	0	0	0	0	0	0	0	
2013	Chiefs	1	1	9	7	2	0	0	0.0	0.0	0	0	0	0	0	0	1	0	0	0	0	0	0	
2015*	Chiefs	16	15	61	55	6	0	0	0.0	0.0	0	2	40	25	0	10	0	0	0	0	0	0	0	
NFL TOTALS		70	68	384	308	76	26.0	41.0	5.5	37.5	14	10	276	54	3	46	2	2	24	5	0.0	0	0.0	

2010 GAME-BY-GAME PLAYOFF STATISTICS (KANSAS CITY CHIEFS)

		TACKLES							INTERCEPTIONS							O. FUMB			ST		MISC			
OPPONENT	P/S	TK	S	A	SK	YDS	TFL	YDS	QBH	NO	YDS	LG	TD	PD	FF	FR	YDS	S	A	S	A	W/L	SCORE	
01/09	RAVENS	S	12	11	1	0.0	0.0	0.0	0.0	0	0	0.0	0	0	4	0	0	0.0	0	0	0	0	L	7-30
2010 TOTALS		1-1	12	11	1	0	0.0	0.0	0.0	0.0	0	0.0	0	0	4	0	0	0.0	0	0	0	0	0-1	

2013 GAME-BY-GAME PLAYOFF STATISTICS (KANSAS CITY CHIEFS)

		TACKLES							INTERCEPTIONS							O. FUMB			ST		MISC			
OPPONENT	P/S	TK	S	A	SK	YDS	TFL	YDS	QBH	NO	YDS	LG	TD	PD	FF	FR	YDS	S	A	S	A	W/L	SCORE	
01/04	at Colts	S	9	7	2	0.0	0.0	0.0	0.0	0	0	0.0	0	0	1	0	0.0	0	0	0	0	L	44-45	
2013 TOTALS		1-1	9	7	2	0	0.0	0.0	0.0	0.0	0	0	0	0	1	0	0.0	0	0	0	0	0-1		

2015 GAME-BY-GAME PLAYOFF STATISTICS (KANSAS CITY CHIEFS)

		TACKLES						INTERCEPTIONS							O. FUMB			ST		MISC			
OPPONENT	P/S	TK	S	A	SK	YDS	TFL	YDS	QBH	NO	YDS	LG	TD	PD	FF	FR	YDS	S	A	S	A	W/L	SCORE
01/09* at Texans	S	3	2	1	0.0	0.0	0.0	0.0	0	1	0.0	0	0	1	0	0	0.0	0	0	0	0	W	30-0
2015 TOTALS	1-1	3	2	1	0	0.0	0.0	0.0	0.0	1	0.0	0	0	1	0	0	0.0	0	0	0	0	1-0	

30	Jamell Fleming	CB	5-11	206	26	4	Oklahoma	FA-14
----	----------------	----	------	-----	----	---	----------	-------

JAMELL FLEMING'S NFL REGULAR SEASON STATISTICS

				TACKLES							INTERCEPTIONS							O. FUMB			ST		MISC	
SEASON	TEAM	GP	GS	TK	S	A	TFL	YDS	SK	YDS	QBH	NO	YDS	LG	TD	PD	FF	FR	YDS	S	A	S	A	
2012	Cardinals	15	3	22	18	3	0	0	0.0	0.0	0	0	0	0	0	1	0	0	0	1	0	0	0	
2013	Cardinals	0	0	0	0	0	0	0	0.0	0.0	0	0	0	0	0	0	0	0	0	0	0	0	0	

Went from Cardinals to Jaguars.

2013	Jaguars	8	0	0	0	0	0	0	0.0	0.0	0	0	0	0	0	0	0	0	0	0	0	0	0
2014	Chiefs	7	4	26	24	2	1	2	0.0	0.0	0	0	0	0	3	0	0	0	0	0	0	0	0
2015*	Chiefs	16	0	13	12	1	0	0	0.0	0.0	0	0	0	0	5	0	1	0	7	1	0	0	0
NFL TOTALS		46	7	61	55	6	1.0	2.0	0.0	0.0	0	0	0	0	9	0	1	0	8	1.0	0	0.0	0.0

2015 GAME-BY-GAME REGULAR SEASON STATISTICS (KANSAS CITY CHIEFS)

			TACKLES							INTERCEPTIONS							O. FUMB			ST		MISC		
OPPONENT	P/S		TK	S	A	SK	YDS	TFL	YDS	QBH	NO	YDS	LG	TD	PD	FF	FR	YDS	S	A	S	A	W/L	
09/13* at Texans	P		7	7	0	0.0	0.0	0.0	0.0	0	0	0.0	0	0	1	0	0	0.0	0	0	0	0	W	
09/17* BRONCOS	P		5	4	1	0.0	0.0	0.0	0.0	0	0	0.0	0	0	2	0	0	0.0	0	0	0	0	L	
09/28* at Packers	P		1	1	0	0.0	0.0	0.0	0.0	0	0	0.0	0	0	0	0	0	0.0	1	0	0	0	L	
10/04* at Bengals	P		0	0	0	0.0	0.0	0.0	0.0	0	0	0.0	0	0	0	0	0	0.0	1	0	0	0	L	
10/11* BEARS	P		0	0	0	0.0	0.0	0.0	0.0	0	0	0.0	0	0	0	0	0	0.0	2	0	0	0	L	
10/18* at Vikings	P		0	0	0	0.0	0.0	0.0	0.0	0	0	0.0	0	0	0	0	0	0.0	0	0	0	0	L	
10/25* STEELERS	P		0	0	0	0.0	0.0	0.0	0.0	0	0	0.0	0	0	0	0	0	0.0	1	1	0	0	W	
11/01* LIONS	P		0	0	0	0.0	0.0	0.0	0.0	0	0	0.0	0	0	0	0	0	0.0	0	0	0	0	W	
11/15* at Broncos	P		0	0	0	0.0	0.0	0.0	0.0	0	0	0.0	0	0	0	0	0	0.0	0	0	0	0	W	
11/22* at Chargers	P		0	0	0	0.0	0.0	0.0	0.0	0	0	0.0	0	0	0	0	1	0.0	0	0	0	0	W	
11/29* BILLS	P		0	0	0	0.0	0.0	0.0	0.0	0	0	0.0	0	0	0	0	0	0.0	0	0	0	0	W	
12/06* at Raiders	P		0	0	0	0.0	0.0	0.0	0.0	0	0	0.0	0	0	0	0	0	0.0	0	0	0	0	W	
12/13* CHARGERS	P		0	0	0	0.0	0.0	0.0	0.0	0	0	0.0	0	0	0	0	0	0.0	0	0	0	0	W	
12/20* at Ravens	P		0	0	0	0.0	0.0	0.0	0.0	0	0	0.0	0	0	2	0	0	0.0	0	0	0	0	W	
12/27* BROWNS	P		0	0	0	0.0	0.0	0.0	0.0	0	0	0.0	0	0	0	0	0	0.0	1	0	0	0	W	
01/03* RAIDERS	P		0	0	0	0.0	0.0	0.0	0.0	0	0	0.0	0	0	0	0	0	0.0	1	0	0	0	W	
2015 TOTALS	16-0		13	12	1	0	0.0	0.0	0.0	0.0	0	0.0	0	0	5	0	1	0.0	7	1	0	0	11-5	

JAMELL FLEMING'S NFL PLAYOFF STATISTICS

[illegible]

2015 GAME-BY-GAME PLAYOFF STATISTICS (KANSAS CITY CHIEFS)

		TACKLES						INTERCEPTIONS							O. FUMB			ST		MISC			
OPPONENT	P/S	TK	S	A	SK	YDS	TFL	YDS	QBH	NO	YDS	LG	TD	PD	FF	FR	YDS	S	A	S	A	W/L	SCORE
01/09* at Texans	P	0	0	0	0.0	0.0	0.0	0.0	0	0	0.0	0	0	0	0	0	0.0	0	0	0	0	W	30-0
2015 TOTALS	1-0	0	0	0	0	0.0	0.0	0.0	0.0	0	0.0	0	0	0	0	0	0.0	0	0	0	0	1-0	

31	Marcus Cooper	CB	6-2	192	25	3	Rutgers	W (SF)-13
----	---------------	----	-----	-----	----	---	---------	-----------

MARCUS COOPER'S NFL REGULAR SEASON STATISTICS

		TACKLES									INTERCEPTIONS						O. FUMB			ST		MISC	
SEASON	TEAM	GP	GS	TK	S	A	TFL	YDS	SK	YDS	QBH	NO	YDS	LG	TD	PD	FF	FR	YDS	S	A	S	A
2013	Chiefs	16	6	44	38	3	0	0	0.0	0.0	0	3	32	20	0	18	1	1	0	3	0	0	0
2014	Chiefs	13	4	21	18	0	0	0	0.0	0.0	0	0	0	0	0	3	0	0	0	3	0	0	0
2015*	Chiefs	10	1	2	2	0	0	0	0.0	0.0	0	0	0	0	0	0	0	0	0	0	0	0	0
NFL TOTALS		39	11	61	58	3	0.0	0.0	0.0	0.0	0	3	32	20	0	21	1	1	0	6	0.0	0	0.0

2015 GAME-BY-GAME REGULAR SEASON STATISTICS (KANSAS CITY CHIEFS)

		TACKLES							INTERCEPTIONS							O. FUMB			ST		MISC		
OPPONENT	P/S	TK	S	A	SK	YDS	TFL	YDS	QBH	NO	YDS	LG	TD	PD	FF	FR	YDS	S	A	S	A	W/L	
09/13*	at Texans	NOT ACTIVE				W																	

09/17*	BRONCOS	P	0	0	0	0.0	0.0	0.0	0.0	0	0	0.0	0	0	0	0	0	0.0	0	0	0	0	L
09/28*	at Packers	S	1	1	0	0.0	0.0	0.0	0.0	0	0	0.0	0	0	0	0	0	0.0	0	0	0	0	L
10/04*	at Bengals	P	0	0	0	0.0	0.0	0.0	0.0	0	0	0.0	0	0	0	0	0	0.0	0	0	0	0	L
10/11*	BEARS	NOT ACTIVE																					L
10/18*	at Vikings	NOT ACTIVE																					L
10/25*	STEELERS	NOT ACTIVE																					W
11/01*	LIONS	NOT ACTIVE																					W
11/15*	at Broncos	NOT ACTIVE																					W
11/22*	at Chargers	P	1	1	0	0.0	0.0	0.0	0.0	0	0	0.0	0	0	0	0	0	0.0	0	0	0	0	W
11/29*	BILLS	DID NOT PLAY																					W
12/06*	at Raiders	P	0	0	0	0.0	0.0	0.0	0.0	0	0	0.0	0	0	0	0	0	0.0	0	0	0	0	W
12/13*	CHARGERS	P	0	0	0	0.0	0.0	0.0	0.0	0	0	0.0	0	0	0	0	0	0.0	0	0	0	0	W
12/20*	at Ravens	P	0	0	0	0.0	0.0	0.0	0.0	0	0	0.0	0	0	0	0	0	0.0	0	0	0	0	W
12/27*	BROWNS	P	0	0	0	0.0	0.0	0.0	0.0	0	0	0.0	0	0	0	0	0	0.0	0	0	0	0	W
01/03*	RAIDERS	P	0	0	0	0.0	0.0	0.0	0.0	0	0	0.0	0	0	0	0	0	0.0	0	0	0	0	W
2015 TOTALS		10-1	2	2	0	0	0.0	0.0	0.0	0.0	0	0.0	0	0	0	0	0	0.0	0	0	0	0	11-5

MARCUS COOPER'S NFL PLAYOFF STATISTICS

		TACKLES										INTERCEPTIONS					O. FUMB			ST		MISC	
SEASON	TEAM	GP	GS	TK	S	A	TFL	YDS	SK	YDS	QBH	NO	YDS	LG	TD	PD	FF	FR	YDS	S	A	S	A
2013	Chiefs	1	0	2	1	1	0	0	0.0	0.0	0	0	0	0	0	1	0	0	0	0	0	0	0
2015*	Chiefs	10	1	2	2	0	0	0	0.0	0.0	0	0	0	0	0	0	0	0	0	0	0	0	0
NFL TOTALS		39	11	61	58	3	0.0	0.0	0.0	0.0	0	3	32	20	0	21	1	1	0	6	0.0	0	0.0

2013 GAME-BY-GAME PLAYOFF STATISTICS (KANSAS CITY CHIEFS)

		TACKLES										INTERCEPTIONS					O. FUMB			ST	MISC	
--	--	---------	--	--	--	--	--	--	--	--	--	---------------	--	--	--	--	---------	--	--	----	------	--

OPPONENT	P/S	TK	S	A	SK	YDS	TFL	YDS	QBH	NO	YDS	LG	TD	PD	FF	FR	YDS	S	A	S	A	W/L	SCORE
01/04 at Colts	P	2	1	1	0.0	0.0	0.0	0.0	0	0	0.0	0	0	1	0	0	0.0	0	0	0	0	L	44-45
2013 TOTALS	1-0	2	1	1	0	0.0	0.0	0.0	0.0	0	0.0	0	0	1	0	0	0.0	0	0	0	0	0-1	

2015 GAME-BY-GAME PLAYOFF STATISTICS (KANSAS CITY CHIEFS)

TACKLES						INTERCEPTIONS						O. FUMB				ST		MISC				W/L	SCORE
OPPONENT	P/S	TK	S	A	SK	YDS	TFL	YDS	QBH	NO	YDS	LG	TD	PD	FF	FR	YDS	S	A	S	A		
01/09* at Texans	NOT ACTIVE																					W	30-0
2015 TOTALS	0-0	0	0	0	0	0.0	0.0	0.0	0.0	0	0.0	0	0	0	0	0	0.0	0	0	0	0	1-0	

32	Spencer Ware	FR-RB	5-10	229	24	2	LSU	FA-15
----	--------------	-------	------	-----	----	---	-----	-------

SPENCER WARE'S NFL REGULAR SEASON RUSHING STATISTICS

RUSHING									RECEIVING				
SEASON	TEAM	GP	GS	NO.	YDS.	AVG.	LG	TD	NO.	YDS	AVG	LG	TD
2013	Seahawks	2	0	3	10	3.3	5	0	0	0	0.0	0	0
2015*	Chiefs	11	2	72	403	5.6	52	6	6	5	0.8	5	0
NFL TOTALS		13	2	75	413	5.5	52	6	6	5	0.8	5	0

SPENCER WARE'S NFL REGULAR SEASON RETURN STATISTICS

KICKOFF RETURNS							PUNT RETURNS					
SEASON	TEAM	RET.	YDS.	AVG.	LG	TD	NO.	FC	YDS	AVG	LG	TD
2013	Seahawks	0	0	0.0	0	0	0	0	0	0.0	0	0
2015*	Chiefs	1	14	14.0	14	0	0	0	0	0.0	0	0
NFL TOTALS		1	14	14.0	14	0	0	0	0	0.0	0	0

2015 GAME-BY-GAME REGULAR SEASON STATISTICS (KANSAS CITY CHIEFS)

SEASON	OPPONENT	RECEIVING					RUSHING					W/L	SCORE
		P/S	NO	YDS	LG	TD	ATT	YDS	LG	TD			
09/13*	at Texans	PRACTICE SQUAD										W	27-20
09/17*	BRONCOS	PRACTICE SQUAD										L	24-31
09/28*	at Packers	PRACTICE SQUAD										L	28-38
10/04*	at Bengals	PRACTICE SQUAD										L	21-36
10/11*	BEARS	PRACTICE SQUAD										L	17-18
10/18*	at Vikings	P	0	0	0	0	0	0	0	0	L	10-16	
10/25*	STEELERS	P	0	0	0	0	2	8	5	0	W	23-13	
11/01*	LIONS	P	0	0	0	0	2	12	8	1	W	45-10	
11/15*	at Broncos	P	0	0	0	0	2	4	4	0	W	29-13	
11/22*	at Chargers	P	1	5	5	0	11	96	52	2	W	33-3	
11/29*	BILLS	S	3	1	2	0	19	114	35	1	W	30-22	
12/06*	at Raiders	P	2	-1	3	0	7	26	10t	1	W	34-20	
12/13*	CHARGERS	S	0	0	0	0	8	52	20	0	W	10-3	
12/20*	at Ravens	P	0	0	0	0	0	0	0	0	W	34-14	
12/27*	BROWNS	P	0	0	0	0	5	15	5	0	W	17-13	
01/03*	RAIDERS	P	0	0	0	0	16	76	15	1	W	23-17	
2015 TOTALS		11-2	6	5	5	0	72	403	52	6	11-5		

SPENCER WARE'S NFL PLAYOFF STATISTICS

SEASON	TEAM	GP	GS	RUSHING					RECEIVING				
				NO.	YDS.	AVG.	LG	TD	NO.	YDS	AVG	LG	TD
2015*	Chiefs	1	0	16	67	4.2	23	1	0	0	0.0	0	0
NFL TOTALS		1	0	16	67	4.2	23	1	0	0	0.0	0	0

2015 GAME-BY-GAME PLAYOFF STATISTICS (KANSAS CITY CHIEFS)

OPPONENT	P/S	RECEIVING				RUSHING				W/L	SCORE
		NO	YDS	LG	TD	ATT	YDS	LG	TD		
01/09* at Texans	P	0	0	0	0	16	67	23	1	W	30-0
2015 TOTALS	1-0	0	0	0	0	16	67	23	1	1-0	

34	Knile Davis	RB	5-10	227	24	3	Arkansas	D3b-13
----	-------------	----	------	-----	----	---	----------	--------

KNILE DAVIS' NFL REGULAR SEASON RUSHING STATISTICS

SEASON	TEAM	GP	GS	RUSHING					RECEIVING				
				NO.	YDS.	AVG.	LG	TD	NO.	YDS	AVG	LG	TD
2013	Chiefs	16	1	70	242	3.5	20	4	11	75	6.8	17	0
2014	Chiefs	16	1	134	463	3.5	48	6	16	147	9.2	70t	1
2015*	Chiefs	14	0	28	72	2.6	10	1	2	24	12.0	12	0
NFL TOTALS		46	2	232	777	3.3	48	11	29	246	8.5	70t	1

KNILE DAVIS' NFL REGULAR SEASON RETURN STATISTICS

SEASON	TEAM	KICKOFF RETURNS					PUNT RETURNS					
		RET.	YDS.	AVG.	LG	TD	NO.	FC	YDS	AVG	LG	TD
2013	Chiefs	10	321	32.1	108t	1	0	0	0	0.0	0	0
2014	Chiefs	29	829	28.6	99t	1	0	0	0	0.0	0	0
2015*	Chiefs	24	603	25.1	54	0	0	0	0	0.0	0	0
NFL TOTALS		63	1,753	27.8	108t	2	0	0	0	0.0	0	0

2015 GAME-BY-GAME REGULAR SEASON STATISTICS (KANSAS CITY CHIEFS)

SEASON	OPPONENT	P/S	RECEIVING				RUSHING				W/L	SCORE
			NO	YDS	LG	TD	ATT	YDS	LG	TD		
09/13*	at Texans	P	1	12	12	0	6	16	10	0	W	27-20
09/17*	BRONCOS	P	0	0	0	0	3	9	8t	1	L	24-31
09/28*	at Packers	P	0	0	0	0	0	0	0	0	L	28-38
10/04*	at Bengals	P	0	0	0	0	0	0	0	0	L	21-36
10/11*	BEARS	P	0	0	0	0	2	2	4	0	L	17-18
10/18*	at Vikings	P	1	12	12	0	5	13	8	0	L	10-16
10/25*	STEELERS	P	0	0	0	0	1	2	2	0	W	23-13
11/01*	LIONS	P	0	0	0	0	4	9	5	0	W	45-10
11/15*	at Broncos	NOT ACTIVE									W	29-13
11/22*	at Chargers	NOT ACTIVE									W	33-3
11/29*	BILLS	P	0	0	0	0	1	1	1	0	W	30-22
12/06*	at Raiders	P	0	0	0	0	0	0	0	0	W	34-20
12/13*	CHARGERS	P	0	0	0	0	1	6	6	0	W	10-3
12/20*	at Ravens	P	0	0	0	0	5	14	6	0	W	34-14
12/27*	BROWNS	P	0	0	0	0	0	0	0	0	W	17-13
01/03*	RAIDERS	P	0	0	0	0	0	0	0	0	W	23-17
2015 TOTALS		14-0	2	24	12	0	28	72	10	1	11-5	

KNILE DAVIS'S NFL PLAYOFF RUSHING STATISTICS

SEASON	TEAM	GP	GS	RUSHING					RECEIVING				
				NO.	YDS.	AVG.	LG	TD	NO.	YDS	AVG	LG	TD
2013	Chiefs	1	0	18	67	3.7	13	1	7	33	4.7	13	1
2015*	Chiefs	1	0	4	12	3.0	5	0	0	0	0.0	0	0
NFL TOTALS		2	0	22	79	3.6	13	1	7	33	4.7	13	1

KNILE DAVIS'S NFL PLAYOFF RETURN STATISTICS

SEASON	TEAM	KICKOFF RETURNS					PUNT RETURNS					
		RET.	YDS.	AVG.	LG	TD	NO.	FC	YDS	AVG	LG	TD
2013	Chiefs	0	0	0.0	0	0	0	0	0	0.0	0	0
2015*	Chiefs	1	106	106.0	106t	1	0	0	0	0.0	0	0
NFL TOTALS		1	106	106.0	106t	1	0	0	0	0.0	0	0

2013 GAME-BY-GAME PLAYOFF STATISTICS (KANSAS CITY CHIEFS)

SEASON	OPPONENT	RECEIVING					RUSHING					SCORE
		P/S	NO	YDS	LG	TD	ATT	YDS	LG	TD	W/L	
01/04	at Colts	P	7	33	13	1	18	67	13	1	L	44-45
2013 TOTALS		1-0	7	33	13	1	18	67	13	1	0-1	

2015 GAME-BY-GAME PLAYOFF STATISTICS (KANSAS CITY CHIEFS)

OPPONENT	P/S	RECEIVING				RUSHING				W/L	SCORE
		NO	YDS	LG	TD	ATT	YDS	LG	TD		
01/09* at Texans	P	0	0	0	0	4	12	5	0	W	30-0
2015 TOTALS		1-0	0	0	0	4	12	5	0	1-0	

35	Charcandrick West	RB	5-10	205	24	2	Abilene Christian	FA-14
----	-------------------	----	------	-----	----	---	-------------------	-------

CHARCANDRICK WEST'S NFL REGULAR SEASON RUSHING STATISTICS

SEASON	TEAM	GP	GS	RUSHING					RECEIVING				
				NO.	YDS.	AVG.	LG	TD	NO.	YDS	AVG	LG	TD
2014	Chiefs	6	0	0	0	0.0	0	0	0	0	0.0	0	0
2015*	Chiefs	15	9	160	634	4.0	38t	4	20	214	10.7	80t	1

NFL TOTALS	21	9	160	634	4.0	38t	4	20	214	10.7	80t	1
------------	----	---	-----	-----	-----	-----	---	----	-----	------	-----	---

2015 GAME-BY-GAME REGULAR SEASON STATISTICS (KANSAS CITY CHIEFS)

SEASON	OPPONENT	P/S	RECEIVING				RUSHING				W/L	SCORE
			NO	YDS	LG	TD	ATT	YDS	LG	TD		
09/13*	at Texans	P	0	0	0	0	0	0	0	0	W	27-20
09/17*	BRONCOS	P	0	0	0	0	0	0	0	0	L	24-31
09/28*	at Packers	P	0	0	0	0	0	0	0	0	L	28-38
10/04*	at Bengals	P	1	4	4	0	5	17	9	0	L	21-36
10/11*	BEARS	P	1	5	5	0	7	31	9	0	L	17-18
10/18*	at Vikings	S	1	6	6	0	9	33	9	0	L	10-16
10/25*	STEELERS	S	2	19	12	0	22	110	36	1	W	23-13
11/01*	LIONS	S	4	25	13	0	20	97	32	1	W	45-10
11/15*	at Broncos	S	3	92	80t	1	24	69	15	1	W	29-13
11/22*	at Chargers	S	2	48	47	0	11	16	6	0	W	33-3
11/29*	BILLS	NOT ACTIVE									W	30-22
12/06*	at Raiders	S	2	9	7	0	9	35	18	0	W	34-20
12/13*	CHARGERS	P	0	0	0	0	10	54	15	0	W	10-3
12/20*	at Ravens	S	2	9	12	0	16	76	38t	1	W	34-14
12/27*	BROWNS	S	1	-1	-1	0	14	62	22	0	W	17-13
01/03*	RAIDERS	S	1	-2	-2	0	13	34	13	0	W	23-17
2015 TOTALS		15-9	20	214	80t	1	160	634	38t	4	11-5	

CHARCANDRICK WEST'S NFL PLAYOFF STATISTICS

SEASON	TEAM	GP	GS	RUSHING					RECEIVING				
				NO.	YDS.	AVG.	LG	TD	NO.	YDS	AVG	LG	TD

2015*	Chiefs	1	1	8	26	3.3	6	0	1	9	9.0	9	0
NFL TOTALS		1	1	8	26	3.3	6	0	1	9	9.0	9	0

2015 GAME-BY-GAME PLAYOFF STATISTICS (KANSAS CITY CHIEFS)

OPPONENT	P/S	RECEIVING				RUSHING				W/L	SCORE
		NO	YDS	LG	TD	ATT	YDS	LG	TD		
01/09* at Texans	S	1	9	9	0	8	26	6	0	W	30-0
2015 TOTALS		1-1	1	9	9	0	8	26	6	0	1-0

38	Ron Parker	DB	6-0	206	28	5	Newberry	UFA-15
----	------------	----	-----	-----	----	---	----------	--------

RON PARKER'S NFL REGULAR SEASON STATISTICS

		TACKLES								INTERCEPTIONS						O. FUMB			ST		MISC		
SEASON	TEAM	GP	GS	TK	S	A	TFL	YDS	SK	YDS	QBH	NO	YDS	LG	TD	PD	FF	FR	YDS	S	A	S	A
2011	Raiders	3	0	0	0	0	0	0	0.0	0.0	0	0	0	0	0	0	0	0	0	0	0	0	0
Went from Raiders to Seahawks.																							
2011	Seahawks	2	0	0	0	0	0	0	0.0	0.0	0	0	0	0	0	0	0	0	0	0	0	0	0
2012	Panthers	3	0	0	0	0	0	0	0.0	0.0	0	0	0	0	0	0	0	0	0	1	0	0	0
Went from Panthers to Seahawks.																							
2012	Seahawks	2	0	0	0	0	0	0	0.0	0.0	0	0	0	0	0	0	0	0	0	2	0	0	0
2013	Chiefs	16	1	7	7	0	0	0	1.0	3.0	0	2	29	15	0	3	1	3	20	10	0	0	0
2014	Chiefs	16	15	94	84	10	2	18	1.0	14.0	1	1	10	10	0	12	1	0	0	0	0	0	0
2015*	Chiefs	16	16	78	67	11	6	17	5.0	16.0	5	3	5	5	0	12	1	0	0	0	0	0	0
NFL TOTALS		58	32	179	158	21	8.0	35.0	7.0	33.0	6	6	44	15	0	27	3	3	20	13	0.0	0	0.0

2015 GAME-BY-GAME REGULAR SEASON STATISTICS (KANSAS CITY CHIEFS)

		TACKLES							INTERCEPTIONS						O. FUMB			ST		MISC		
OPPONENT	P/S	TK	S	A	SK	YDS	TFL	YDS	QBH	NO	YDS	LG	TD	PD	FF	FR	YDS	S	A	S	A	W/L
09/13* at Texans	S	4	2	2	0.0	0.0	0.0	0.0	0	0	0.0	0	0	1	0	0	0.0	0	0	0	0	W
09/17* BRONCOS	S	6	6	0	0.0	0.0	0.0	0.0	0	0	0.0	0	0	0	0	0	0.0	0	0	0	0	L
09/28* at Packers	S	6	6	0	0.0	0.0	0.0	0.0	0	0	0.0	0	0	0	0	0	0.0	0	0	0	0	L
10/04* at Bengals	S	8	5	3	0.0	0.0	0.0	0.0	0	0	0.0	0	0	0	0	0	0.0	0	0	0	0	L
10/11* BEARS	S	2	2	0	0.0	0.0	0.0	0.0	0	0	0.0	0	0	2	0	0	0.0	0	0	0	0	L
10/18* at Vikings	S	4	4	0	0.0	0.0	0.0	0.0	0	1	5.0	5	0	2	0	0	0.0	0	0	0	0	L
10/25* STEELERS	S	3	1	2	0.0	0.0	0.0	0.0	0	0	0.0	0	0	0	0	0	0.0	0	0	0	0	W
11/01* LIONS	S	4	4	0	2.0	9.0	2.0	9.0	2	0	0.0	0	0	2	0	0	0.0	0	0	0	0	W
11/15* at Broncos	S	5	4	1	0.0	0.0	0.0	0.0	0	1	0.0	0	0	2	0	0	0.0	0	0	0	0	W
11/22* at Chargers	S	3	3	0	0.0	0.0	1.0	1.0	0	0	0.0	0	0	1	0	0	0.0	0	0	0	0	W
11/29* BILLS	S	5	5	0	0.0	0.0	0.0	0.0	0	0	0.0	0	0	1	0	0	0.0	0	0	0	0	W
12/06* at Raiders	S	7	7	0	0.0	0.0	0.0	0.0	0	0	0.0	0	0	0	0	0	0.0	0	0	0	0	W
12/13* CHARGERS	S	4	4	0	1.0	3.0	1.0	3.0	1	0	0.0	0	0	0	0	0	0.0	0	0	0	0	W
12/20* at Ravens	S	4	2	2	1.0	3.0	1.0	3.0	1	0	0.0	0	0	0	0	0	0.0	0	0	0	0	W
12/27* BROWNS	S	7	7	0	0.0	0.0	1.0	1.0	0	0	0.0	0	0	0	0	0	0.0	0	0	0	0	W
01/03* RAIDERS	S	6	5	1	1.0	1.0	0.0	0.0	1	1	0.0	0	0	1	1	0	0.0	0	0	0	0	W
2015 TOTALS	16-16	78	67	11	5	16.0	6.0	17.0	5.0	3	5.0	5	0	12	1	0	0.0	0	0	0	0	11-5

RON PARKER'S NFL PLAYOFF STATISTICS

		TACKLES								INTERCEPTIONS						O. FUMB			ST		MISC		
SEASON	TEAM	GP	GS	TK	S	A	TFL	YDS	SK	YDS	QBH	NO	YDS	LG	TD	PD	FF	FR	YDS	S	A	S	A
2013	Chiefs	1	0	0	0	0	0	0	0.0	0.0	0	0	0	0	0	0	0	0	0	1	0	0	0
2015*	Chiefs	1	1	4	2	2	0	0	0.0	0.0	0	0	0	0	0	0	0	0	0	0	0	0	0
NFL TOTALS		2	1	4	2	2	0.0	0.0	0.0	0.0	0	0	0	0	0	0	0	0	0	1	0.0	0	0.0

2013 GAME-BY-GAME PLAYOFF STATISTICS (KANSAS CITY CHIEFS)

		TACKLES							INTERCEPTIONS					O. FUMB				ST		MISC			
OPPONENT	P/S	TK	S	A	SK	YDS	TFL	YDS	QBH	NO	YDS	LG	TD	PD	FF	FR	YDS	S	A	S	A	W/L	SCORE
01/04 at Colts	P	0	0	0	0.0	0.0	0.0	0.0	0	0	0.0	0	0	0	0	0	0.0	1	0	0	0	L	44-45
2013 TOTALS	1-0	0	0	0	0	0.0	0.0	0.0	0.0	0	0.0	0	0	0	0	0	0.0	1	0	0	0	0-1	

2015 GAME-BY-GAME PLAYOFF STATISTICS (KANSAS CITY CHIEFS)

		TACKLES							INTERCEPTIONS					O. FUMB				ST		MISC			
OPPONENT	P/S	TK	S	A	SK	YDS	TFL	YDS	QBH	NO	YDS	LG	TD	PD	FF	FR	YDS	S	A	S	A	W/L	SCORE
01/09* at Texans	S	4	2	2	0.0	0.0	0.0	0.0	0	0	0.0	0	0	0	0	0	0.0	0	0	0	0	W	30-0
2015 TOTALS	1-1	4	2	2	0	0.0	0.0	0.0	0.0	0	0.0	0	0	0	0	0	0.0	0	0	0	0	1-0	

39	Husain Abdullah	S	6-0	204	30	7	Washington State	UFA-14
----	-----------------	---	-----	-----	----	---	------------------	--------

HUSAIN ABDULLAH'S NFL REGULAR SEASON STATISTICS

		TACKLES							INTERCEPTIONS							O. FUMB			ST		MISC		
SEASON	TEAM	GP	GS	TK	S	A	TFL	YDS	SK	YDS	QBH	NO	YDS	LG	TD	PD	FF	FR	YDS	S	A	S	A
2008	Vikings	16	0	0	0	0	0	0	0.0	0.0	0	0	0	0	0	0	0	0	0	14	6	0	0
2009	Vikings	14	0	2	2	0	1	0	1.0	14.0	1	0	0	0	0	1	0	0	0	13	2	0	0
2010	Vikings	15	15	71	50	21	3	0	0.0	0.0	0	3	5	5	0	7	0	0	0	4	0	0	0
2011	Vikings	9	9	49	44	5	3	0	1.0	8.0	1	1	32	32	0	5	0	0	0	0	0	0	0
2013	Chiefs	16	2	17	12	5	0	0	0.5	3.5	2	1	44	44t	1	4	0	1	0	10	0	0	0
2014	Chiefs	16	16	71	58	13	2	2	0.0	0.0	5	1	39	39t	1	8	0	0	0	0	0	0	0
2015*	Chiefs	11	4	27	22	5	0	0	0.0	0.0	2	0	0	0	0	1	0	0	0	2	0	0	0
NFL TOTALS		97	46	237	188	49	9.0	2.0	2.5	25.5	11	6	120	44t	2	26	0	1	0	43	8.0	0	0.0

2015 GAME-BY-GAME REGULAR SEASON STATISTICS (KANSAS CITY CHIEFS)

			TACKLES							INTERCEPTIONS							O. FUMB			ST		MISC		
OPPONENT			P/S	TK	S	A	SK	YDS	TFL	YDS	QBH	NO	YDS	LG	TD	PD	FF	FR	YDS	S	A	S	A	W/L
09/13*	at Texans	S	7	6	1	0.0	0.0	0.0	0.0	0	0	0.0	0	0	0	0	0	0	0.0	0	0	0	0	W
09/17*	BRONCOS	P	0	0	0	0.0	0.0	0.0	0.0	0	0	0.0	0	0	0	0	0	0	0.0	0	0	0	0	L
09/28*	at Packers	P	0	0	0	0.0	0.0	0.0	0.0	0	0	0.0	0	0	0	0	0	0	0.0	0	0	0	0	L
10/04*	at Bengals	S	2	2	0	0.0	0.0	0.0	0.0	0	0	0.0	0	0	0	0	0	0	0.0	0	0	0	0	L
10/11*	BEARS	P	4	3	1	0.0	0.0	0.0	0.0	0	0	0.0	0	0	0	0	0	0	0.0	0	0	0	0	L
10/18*	at Vikings	S	1	1	0	0.0	0.0	0.0	0.0	0	0	0.0	0	0	0	0	0	0	0.0	1	0	0	0	L
10/25*	STEELERS	S	2	1	1	0.0	0.0	0.0	0.0	0	0	0.0	0	0	0	0	0	0	0.0	0	0	0	0	W
11/01*	LIONS	P	4	4	0	0.0	0.0	0.0	0.0	0	0	0.0	0	0	1	0	0	0	0.0	1	0	0	0	W
11/15*	at Broncos	P	2	2	0	0.0	0.0	0.0	0.0	1	0	0.0	0	0	0	0	0	0	0.0	0	0	0	0	W
11/22*	at Chargers	P	4	2	2	0.0	0.0	0.0	0.0	1	0	0.0	0	0	0	0	0	0	0.0	0	0	0	0	W
11/29*	BILLS	P	1	1	0	0.0	0.0	0.0	0.0	0	0	0.0	0	0	0	0	0	0	0.0	0	0	0	0	W
12/06*	at Raiders	NOT ACTIVE																					W	
12/13*	CHARGERS	NOT ACTIVE																					W	
12/20*	at Ravens	NOT ACTIVE																					W	
12/27*	BROWNS	NOT ACTIVE																					W	
01/03*	RAIDERS	NOT ACTIVE																					W	
2015 TOTALS			11-4	27	22	5	0	0.0	0.0	0.0	2.0	0	0.0	0	0	1	0	0	0.0	2	0	0	0	11-5

HUSAIN ABDULLAH'S NFL PLAYOFF STATISTICS

		TACKLES							INTERCEPTIONS							O. FUMB			ST		MISC		
SEASON	TEAM	GP	GS	TK	S	A	TFL	YDS	SK	YDS	QBH	NO	YDS	LG	TD	PD	FF	FR	YDS	S	A	S	A
2008	Vikings	1	0	0	0	0	0	0	0.0	0.0	0	0	0	0	0	0	0	0	0	0	0	0	0
2009	Vikings	2	0	1	1	0	0	0	0.0	0.0	0	0	0	0	0	0	0	0	0	3	0	0	0

2013	Chiefs	1	1	6	6	0	0	0	0.0	0.0	0	2	5	4	0	2	0	0	0	0	0	0	0
2015*	Chiefs	1	0	3	1	2	0	0	0.0	0.0	0	0	0	0	0	2	0	0	0	0	0	0	0
NFL TOTALS		5	1	10	8	2	0.0	0.0	0.0	0.0	0	2	5	4	0	4	0	0	0	3	0.0	0	0.0

2008 GAME-BY-GAME PLAYOFF STATISTICS (MINNESOTA VIKINGS)

		TACKLES								INTERCEPTIONS					O. FUMB			ST		MISC			
OPPONENT	P/S	TK	S	A	SK	YDS	TFL	YDS	QBH	NO	YDS	LG	TD	PD	FF	FR	YDS	S	A	S	A	W/L	SCORE
01/04 EAGLES	P	0	0	0	0.0	0.0	0.0	0.0	0	0	0.0	0	0	0	0	0	0.0	0	0	0	0	L	14-26
2008 TOTALS		1-0	0	0	0	0	0.0	0.0	0.0	0.0	0	0.0	0	0	0	0	0.0	0	0	0	0	0-1	

2009 GAME-BY-GAME PLAYOFF STATISTICS (MINNESOTA VIKINGS)

		TACKLES								INTERCEPTIONS					O. FUMB			ST		MISC			
OPPONENT	P/S	TK	S	A	SK	YDS	TFL	YDS	QBH	NO	YDS	LG	TD	PD	FF	FR	YDS	S	A	S	A	W/L	SCORE
01/17 COWBOYS	P	1	1	0	0.0	0.0	0.0	0.0	0	0	0.0	0	0	0	0	0	0.0	2	0	0	0	W	34-3
01/24 at Saints	P	0	0	0	0.0	0.0	0.0	0.0	0	0	0.0	0	0	0	0	0	0.0	1	0	0	0	L	28-31+
2009 TOTALS		2-0	1	1	0	0	0.0	0.0	0.0	0.0	0	0.0	0	0	0	0	0.0	3	0	0	0	1-1	

2013 GAME-BY-GAME PLAYOFF STATISTICS (KANSAS CITY CHIEFS)

		TACKLES								INTERCEPTIONS					O. FUMB			ST		MISC			
OPPONENT	P/S	TK	S	A	SK	YDS	TFL	YDS	QBH	NO	YDS	LG	TD	PD	FF	FR	YDS	S	A	S	A	W/L	SCORE
01/04 at Colts	S	6	6	0	0.0	0.0	0.0	0.0	0	2	5.0	4	0	2	0	0	0.0	0	0	0	0	L	44-45
2013 TOTALS		1-1	6	6	0	0	0.0	0.0	0.0	0.0	2	5.0	4	0	2	0	0	0.0	0	0	0	0	0-1

2015 GAME-BY-GAME PLAYOFF STATISTICS (KANSAS CITY CHIEFS)

		TACKLES								INTERCEPTIONS					O. FUMB			ST		MISC			
OPPONENT	P/S	TK	S	A	SK	YDS	TFL	YDS	QBH	NO	YDS	LG	TD	PD	FF	FR	YDS	S	A	S	A	W/L	SCORE

01/09*	at Texans	P	3	1	2	0.0	0.0	0.0	0.0	0	0	0.0	0	0	2	0	0	0.0	0	0	0	0	W	30-0
2015 TOTALS			1-0	3	1	2	0	0.0	0.0	0.0	0.0	0	0.0	0	0	2	0	0	0.0	0	0	0	0	1-0

41	James Winchester	LS	6-3	240	26	1	Oklahoma	FA-15
----	------------------	----	-----	-----	----	---	----------	-------

JAMES WINCHESTER'S NFL REGULAR SEASON STATISTICS

SEASON	TEAM	GP
2015*	Chiefs	16
NFL TOTALS		16

2015 GAME-BY-GAME REGULAR SEASON STATISTICS (KANSAS CITY CHIEFS)

SEASON	OPPONENT	GP	W/L	SCORE
09/13*	at Texans	P	W	27-20
09/17*	BRONCOS	P	L	24-31
09/28*	at Packers	P	L	28-38
10/04*	at Bengals	P	L	21-36
10/11*	BEARS	P	L	17-18
10/18*	at Vikings	P	L	10-16
10/25*	STEELERS	P	W	23-13
11/01*	LIONS	P	W	45-10
11/15*	at Broncos	P	W	29-13
11/22*	at Chargers	P	W	33-3
11/29*	BILLS	P	W	30-22
12/06*	at Raiders	P	W	34-20
12/13*	CHARGERS	P	W	10-3
12/20*	at Ravens	P	W	34-14

12/27*	BROWNS	P	W	17-13
01/03*	RAIDERS	P	W	23-17
2015 TOTALS		16	11-5	

JAMES WINCHESTER'S NFL PLAYOFF STATISTICS

SEASON	TEAM	GP
2015*	Chiefs	1
NFL TOTALS		1

2015 GAME-BY-GAME PLAYOFF STATISTICS (KANSAS CITY CHIEFS)

OPPONENT	P/S	W/L	SCORE
01/09* at Texans	P	W	30-0
2015 TOTALS		1	1-0

42	Anthony Sherman	FB	5-10	242	27	5	Connecticut	T (AZ)-13
----	-----------------	----	------	-----	----	---	-------------	-----------

ANTHONY SHERMAN'S NFL REGULAR SEASON RUSHING STATISTICS

SEASON	TEAM	GP	GS	RUSHING					RECEIVING				
				NO.	YDS.	AVG.	LG	TD	NO.	YDS	AVG	LG	TD
2011	Cardinals	15	7	1	3	3.0	3	0	8	72	9.0	19	0
2012	Cardinals	13	4	0	0	0.0	0	0	5	39	7.8	19	0
2013	Chiefs	16	8	2	3	1.5	2	0	18	155	8.6	26	1
2014	Chiefs	16	6	2	8	4.0	4	0	10	71	7.1	24	1
2015*	Chiefs	16	2	1	0	0.0	0	0	4	34	8.5	18	0
NFL TOTALS		76	27	6	14	2.3	4	0	45	371	8.2	26	2

ANTHONY SHERMAN'S NFL REGULAR SEASON RETURN STATISTICS

		KICKOFF RETURNS					PUNT RETURNS					
SEASON	TEAM	RET.	YDS.	AVG.	LG	TD	NO.	FC	YDS	AVG	LG	TD
2011	Cardinals	0	0	0.0	0	0	0	0	0	0.0	0	0
2012	Cardinals	0	0	0.0	0	0	0	0	0	0.0	0	0
2013	Chiefs	0	0	0.0	0	0	0	0	0	0.0	0	0
2014	Chiefs	1	13	13.0	13	0	0	0	0	0.0	0	0
2015*	Chiefs	2	20	10.0	11	0	0	0	0	0.0	0	0
NFL TOTALS		3	33	11.0	13	0	0	0	0	0.0	0	0

2015 GAME-BY-GAME REGULAR SEASON STATISTICS (KANSAS CITY CHIEFS)

[illegible]

12/20*	at Ravens	P	0	0	0	0	0	0	0	0	W	34-14
12/27*	BROWNS	P	0	0	0	0	0	0	0	0	W	17-13
01/03*	RAIDERS	S	2	21	18	0	0	0	0	0	W	23-17
2015 TOTALS		16-2	4	34	18	0	1	0	0	0	11-5	

ANTHONY SHERMAN'S NFL PLAYOFF STATISTICS

SEASON	TEAM	GP	GS	RUSHING					RECEIVING				
				NO.	YDS.	AVG.	LG	TD	NO.	YDS	AVG	LG	TD
2013	Chiefs	1	1	0	0	0.0	0	0	2	1	0.5	5t	1
2015*	Chiefs	1	0	0	0	0.0	0	0	1	3	3.0	3	0
NFL TOTALS		2	1	0	0	0.0	0	0	3	4	1.3	5t	1

2013 GAME-BY-GAME PLAYOFF STATISTICS (KANSAS CITY CHIEFS)

OPPONENT	P/S	RECEIVING				RUSHING				W/L	SCORE
		NO	YDS	LG	TD	ATT	YDS	LG	TD		
01/04 at Colts	S	2	1	5t	1	0	0	0	0	L	44-45
2013 TOTALS	1-1	2	1	5t	1	0	0	0	0	0-1	

2015 GAME-BY-GAME PLAYOFF STATISTICS (KANSAS CITY CHIEFS)

OPPONENT	P/S	RECEIVING				RUSHING				W/L	SCORE
		NO	YDS	LG	TD	ATT	YDS	LG	TD		
01/09* at Texans	P	1	3	3	0	0	0	0	0	W	30-0
2015 TOTALS	1-0	1	3	3	0	0	0	0	0	1-0	

49	Daniel Sorensen	S	6-2	208	25	2	BYU	FA-14
----	-----------------	---	-----	-----	----	---	-----	-------

DANIEL SORENSEN'S NFL REGULAR SEASON STATISTICS

		TACKLES										INTERCEPTIONS					O. FUMB			ST		MISC	
SEASON	TEAM	GP	GS	TK	S	A	TFL	YDS	SK	YDS	QBH	NO	YDS	LG	TD	PD	FF	FR	YDS	S	A	S	A
2014	Chiefs	9	0	7	0	0	0	0	0.0	0.0	0	0	0	0	0	0	0	0	0	6	1	0	0
2015*	Chiefs	16	0	16	14	2	1	7	1.0	7.0	2	0	0	0	0	2	0	0	0	6	1	0	0
NFL TOTALS		25	0	16	14	2	1.0	7.0	1.0	7.0	2	0	0	0	0	2	0	0	0	12	2.0	0	0.0

2015 GAME-BY-GAME REGULAR SEASON STATISTICS (KANSAS CITY CHIEFS)

			TACKLES							INTERCEPTIONS					O. FUMB			ST		MISC				
OPPONENT			P/S	TK	S	A	SK	YDS	TFL	YDS	QBH	NO	YDS	LG	TD	PD	FF	FR	YDS	S	A	S	A	W/L
09/13*	at Texans	P	0	0	0	0.0	0.0	0.0	0.0	0	0	0.0	0	0	0	0	0	0	0.0	0	0	0	0	W
09/17*	BRONCOS	P	0	0	0	0.0	0.0	0.0	0.0	0	0	0.0	0	0	0	0	0	0	0.0	0	0	0	0	L
09/28*	at Packers	P	0	0	0	0.0	0.0	0.0	0.0	0	0	0.0	0	0	0	0	0	0	0.0	0	0	0	0	L
10/04*	at Bengals	P	0	0	0	0.0	0.0	0.0	0.0	0	0	0.0	0	0	0	0	0	0	0.0	1	0	0	0	L
10/11*	BEARS	P	0	0	0	0.0	0.0	0.0	0.0	0	0	0.0	0	0	0	0	0	0	0.0	0	0	0	0	L
10/18*	at Vikings	P	0	0	0	0.0	0.0	0.0	0.0	0	0	0.0	0	0	0	0	0	0	0.0	0	0	0	0	L
10/25*	STEELERS	P	0	0	0	0.0	0.0	0.0	0.0	0	0	0.0	0	0	0	0	0	0	0.0	1	0	0	0	W
11/01*	LIONS	P	0	0	0	0.0	0.0	0.0	0.0	0	0	0.0	0	0	0	0	0	0	0.0	1	0	0	0	W
11/15*	at Broncos	P	3	3	0	0.0	0.0	0.0	0.0	0	0	0.0	0	0	1	0	0	0	0.0	0	0	0	0	W
11/22*	at Chargers	P	0	0	0	0.0	0.0	0.0	0.0	0	0	0.0	0	0	0	0	0	0	0.0	0	0	0	0	W
11/29*	BILLS	P	0	0	0	0.0	0.0	0.0	0.0	0	0	0.0	0	0	0	0	0	0	0.0	1	1	0	0	W
12/06*	at Raiders	P	4	3	1	1.0	7.0	1.0	7.0	1	0	0.0	0	0	0	0	0	0	0.0	1	0	0	0	W
12/13*	CHARGERS	P	3	3	0	0.0	0.0	0.0	0.0	0	0	0.0	0	0	0	0	0	0	0.0	0	0	0	0	W
12/20*	at Ravens	P	3	3	0	0.0	0.0	0.0	0.0	0	0	0.0	0	0	1	0	0	0	0.0	0	0	0	0	W
12/27*	BROWNS	P	1	1	0	0.0	0.0	0.0	0.0	0	0	0.0	0	0	0	0	0	0	0.0	1	0	0	0	W
01/03*	RAIDERS	P	2	1	1	0.0	0.0	0.0	0.0	1	0	0.0	0	0	0	0	0	0	0.0	0	0	0	0	W

2015 TOTALS 16-0 16 14 2 1 7.0 1.0 7.0 2.0 0 0.0 0 0 2 0 0 0.0 6 1 0 0 11-5

DANIEL SORENSEN'S NFL PLAYOFF STATISTICS

		TACKLES										INTERCEPTIONS					O. FUMB			ST		MISC	
SEASON	TEAM	GP	GS	TK	S	A	TFL	YDS	SK	YDS	QBH	NO	YDS	LG	TD	PD	FF	FR	YDS	S	A	S	A
2015*	Chiefs	1	0	0	0	0	0	0	0.0	0.0	0	0	0	0	0	0	0	0	0	0	0	0	0
NFL TOTALS		1	0	0	0	0	0.0	0.0	0.0	0.0	0	0	0	0	0	0	0	0	0	0	0.0	0	0.0

2015 GAME-BY-GAME PLAYOFF STATISTICS (KANSAS CITY CHIEFS)

		TACKLES						INTERCEPTIONS						O. FUMB			ST		MISC				
OPPONENT	P/S	TK	S	A	SK	YDS	TFL	YDS	QBH	NO	YDS	LG	TD	PD	FF	FR	YDS	S	A	S	A	W/L	SCORE
01/09* at Texans	P	0	0	0	0.0	0.0	0.0	0.0	0	0	0.0	0	0	0	0	0	0.0	0	0	0	0	W	30-0
2015 TOTALS	1-0	0	0	0	0	0.0	0.0	0.0	0.0	0	0.0	0	0	0	0	0	0.0	0	0	0	0	1-0	

50	Justin Houston	LB	6-3	258	26	5	Georgia	FA-15
----	----------------	----	-----	-----	----	---	---------	-------

JUSTIN HOUSTON'S NFL REGULAR SEASON STATISTICS

		TACKLES										INTERCEPTIONS					O. FUMB			ST		MISC	
SEASON	TEAM	GP	GS	TK	S	A	TFL	YDS	SK	YDS	QBH	NO	YDS	LG	TD	PD	FF	FR	YDS	S	A	S	A
2011	Chiefs	16	10	75	63	7	10	0	5.5	27.5	9	0	0	0	0	4	1	1	0	3	2	0	0
2012	Chiefs	16	16	66	53	13	13	10	10.0	69.0	18	1	32	32	0	6	1	1	4	0	0	0	0
2013	Chiefs	11	11	44	41	3	11	63	11.0	75.0	15	0	0	0	0	4	1	2	0	0	0	0	0
2014	Chiefs	16	16	69	60	9	23	112	22.0	99.0	25	0	0	0	0	5	4	0	0	0	0	0	0
2015*	Chiefs	11	11	30	25	5	9	50	7.5	54.0	13	2	16	17t	1	6	1	0	0	0	0	0	0
NFL TOTALS		70	64	279	242	37	66.0	235	56.0	324.5	80	3	48	32	1	25	8	4	4	3	2.0	0	0.0

2015 GAME-BY-GAME REGULAR SEASON STATISTICS (KANSAS CITY CHIEFS)

		TACKLES							INTERCEPTIONS					O. FUMB			ST		MISC				
OPPONENT		P/S	TK	S	A	SK	YDS	TFL	YDS	QBH	NO	YDS	LG	TD	PD	FF	FR	YDS	S	A	S	A	W/L
09/13*	at Texans	S	3	3	0	1.0	9.0	0.0	0.0	1	0	0.0	0	0	0	1	0	0.0	0	0	0	0	W
09/17*	BRONCOS	S	6	5	1	2.0	14.0	2.0	14.0	3	0	0.0	0	0	1	0	0	0.0	0	0	0	0	L
09/28*	at Packers	S	4	4	0	0.0	0.0	1.0	2.0	1	0	0.0	0	0	0	0	0	0.0	0	0	0	0	L
10/04*	at Bengals	S	3	1	2	0.0	0.0	0.0	0.0	0	0	0.0	0	0	0	0	0	0.0	0	0	0	0	L
10/11*	BEARS	S	2	2	0	0.0	0.0	0.0	0.0	1	0	0.0	0	0	0	0	0	0.0	0	0	0	0	L
10/18*	at Vikings	S	3	3	0	1.0	7.0	3.0	13.0	1	0	0.0	0	0	2	0	0	0.0	0	0	0	0	L
10/25*	STEELERS	S	2	1	1	0.0	0.0	0.0	0.0	0	0	0.0	0	0	1	0	0	0.0	0	0	0	0	W
11/01*	LIONS	S	3	2	1	1.5	11.0	1.0	8.0	2	1	-1.0	-1	0	1	0	0	0.0	0	0	0	0	W
11/15*	at Broncos	S	3	3	0	2.0	13.0	2.0	13.0	4	0	0.0	0	0	0	0	0	0.0	0	0	0	0	W
11/22*	at Chargers	S	1	1	0	0.0	0.0	0.0	0.0	0	1	17.0	17t	1	1	0	0	0.0	0	0	0	0	W
11/29*	BILLS	S	0	0	0	0.0	0.0	0.0	0.0	0	0	0.0	0	0	0	0	0	0.0	0	0	0	0	W
12/06*	at Raiders	NOT ACTIVE																				W	
12/13*	CHARGERS	NOT ACTIVE																				W	
12/20*	at Ravens	NOT ACTIVE																				W	
12/27*	BROWNS	NOT ACTIVE																				W	
01/03*	RAIDERS	NOT ACTIVE																				W	
2015 TOTALS		11-11	30	25	5	7.5	54.0	9.0	50.0	13.0	2	16.0	17t	1	6	1	0	0.0	0	0	0	0	11-5

JUSTIN HOUSTON'S NFL PLAYOFF STATISTICS

[illegible]

NFL TOTALS	2	2	7	5	2	1.0	7.0	1.0	7.0	4	0	0	0	0	1	0	1	7	0	0.0	0	0.0
------------	---	---	---	---	---	-----	-----	-----	-----	---	---	---	---	---	---	---	---	---	---	-----	---	-----

2013 GAME-BY-GAME PLAYOFF STATISTICS (KANSAS CITY CHIEFS)

OPPONENT	P/S	TACKLES					INTERCEPTIONS					O. FUMB				ST		MISC		W/L	SCORE		
		TK	S	A	SK	YDS	TFL	YDS	QBH	NO	YDS	LG	TD	PD	FF	FR	YDS	S	A	S	A		
01/04 at Colts	S	4	3	1	1.0	7.0	1.0	7.0	3	0	0.0	0	0	1	0	1	7.0	0	0	0	0	L	44-45
2013 TOTALS	1-1	4	3	1	1	7.0	1.0	7.0	3.0	0	0.0	0	0	1	0	1	7.0	0	0	0	0	0-1	

2015 GAME-BY-GAME PLAYOFF STATISTICS (KANSAS CITY CHIEFS)

OPPONENT	P/S	TACKLES					INTERCEPTIONS					O. FUMB				ST		MISC		W/L	SCORE		
		TK	S	A	SK	YDS	TFL	YDS	QBH	NO	YDS	LG	TD	PD	FF	FR	YDS	S	A	S	A		
01/09* at Texans	S	3	2	1	0.0	0.0	0.0	0.0	1	0	0.0	0	0	0	0	0	0.0	0	0	0	0	W	30-0
2015 TOTALS	1-1	3	2	1	0	0.0	0.0	0.0	1.0	0	0.0	0	0	0	0	0	0.0	0	0	0	0	1-0	

51	Frank Zombo	LB	6-3	254	28	6	Central Michigan	UFA-14
----	-------------	----	-----	-----	----	---	------------------	--------

FRANK ZOMBO'S NFL REGULAR SEASON STATISTICS

SEASON TEAM	GP	GS	TACKLES					INTERCEPTIONS					O. FUMB				ST		MISC			
			TK	S	A	TFL	YDS	SK	YDS	QBH	NO	YDS	LG	TD	PD	FF	FR	YDS	S	A	S	A
2010 Packers	13	8	38	28	10	5	0	4.0	34.0	6	0	0	0	0	0	2	0	0	0	0	0	0
2011 Packers	5	1	10	7	2	1	0	1.0	7.0	1	0	0	0	0	0	0	0	0	1	0	0	0
2012 Packers	7	0	8	4	2	0	0	0.0	0.0	0	0	0	0	0	0	0	0	0	1	1	0	0
2013 Chiefs	16	5	27	20	3	0	0	2.0	15.0	5	1	5	5	0	2	1	1	0	3	1	0	0
2014 Chiefs	16	0	8	1	0	0	0	0.0	0.0	0	0	0	0	0	0	0	2	0	7	0	0	0
2015* Chiefs	16	2	10	8	2	2	14	3.0	25.0	5	0	0	0	0	0	1	0	0	8	1	0	0
NFL TOTALS	73	16	87	68	19	8.0	14.0	10.0	81.0	17	1	5	5	0	2	4	3	0	20	3.0	0	0.0

2015 GAME-BY-GAME REGULAR SEASON STATISTICS (KANSAS CITY CHIEFS)

			TACKLES					INTERCEPTIONS							O. FUMB			ST		MISC				
OPPONENT			P/S	TK	S	A	SK	YDS	TFL	YDS	QBH	NO	YDS	LG	TD	PD	FF	FR	YDS	S	A	S	A	W/L
09/13*	at Texans	P	0	0	0	0.0	0.0	0.0	0.0	0	0	0.0	0	0	0	0	0	0	0.0	0	0	0	0	W
09/17*	BRONCOS	P	0	0	0	0.0	0.0	0.0	0.0	0	0	0.0	0	0	0	0	0	0	0.0	0	0	0	0	L
09/28*	at Packers	P	0	0	0	0.0	0.0	0.0	0.0	0	0	0.0	0	0	0	0	0	0	0.0	0	0	0	0	L
10/04*	at Bengals	P	0	0	0	0.0	0.0	0.0	0.0	0	0	0.0	0	0	0	0	0	0	0.0	0	0	0	0	L
10/11*	BEARS	P	0	0	0	0.0	0.0	0.0	0.0	0	0	0.0	0	0	0	0	0	0	0.0	0	0	0	0	L
10/18*	at Vikings	P	0	0	0	0.0	0.0	0.0	0.0	0	0	0.0	0	0	0	0	0	0	0.0	0	0	0	0	L
10/25*	STEELERS	P	0	0	0	0.0	0.0	0.0	0.0	0	0	0.0	0	0	0	0	0	0	0.0	0	0	0	0	W
11/01*	LIONS	P	0	0	0	0.0	0.0	0.0	0.0	0	0	0.0	0	0	0	0	0	0	0.0	1	0	0	0	W
11/15*	at Broncos	P	0	0	0	0.0	0.0	0.0	0.0	0	0	0.0	0	0	0	0	0	0	0.0	1	0	0	0	W
11/22*	at Chargers	P	0	0	0	0.0	0.0	0.0	0.0	0	0	0.0	0	0	0	0	0	0	0.0	0	0	0	0	W
11/29*	BILLS	P	4	3	1	0.0	0.0	0.0	0.0	0	0	0.0	0	0	0	0	0	0	0.0	0	0	0	0	W
12/06*	at Raiders	P	2	2	0	2.0	14.0	2.0	14.0	2	0	0.0	0	0	0	0	0	0	0.0	2	1	0	0	W
12/13*	CHARGERS	P	0	0	0	0.0	0.0	0.0	0.0	0	0	0.0	0	0	0	0	0	0	0.0	0	0	0	0	W
12/20*	at Ravens	P	0	0	0	0.0	0.0	0.0	0.0	1	0	0.0	0	0	0	0	0	0	0.0	1	0	0	0	W
12/27*	BROWNS	S	1	1	0	0.0	0.0	0.0	0.0	1	0	0.0	0	0	0	0	0	0	0.0	2	0	0	0	W
01/03*	RAIDERS	S	3	2	1	1.0	11.0	0.0	0.0	1	0	0.0	0	0	0	0	1	0	0.0	1	0	0	0	W
2015 TOTALS			16-2	10	8	2	3	25.0	2.0	14.0	5.0	0	0.0	0	0	0	1	0	0.0	8	1	0	0	11-5

FRANK ZOMBO'S NFL PLAYOFF STATISTICS

[illegible]

2012 TOTALS 0-0 0 0 0 0 0.0 0.0 0.0 0.0 0 0.0 0 0 0 0 0 0.0 0 0 0 0 1-1

2013 GAME-BY-GAME PLAYOFF STATISTICS (KANSAS CITY CHIEFS)

		TACKLES							INTERCEPTIONS							O. FUMB		ST		MISC			
OPPONENT	P/S	TK	S	A	SK	YDS	TFL	YDS	QBH	NO	YDS	LG	TD	PD	FF	FR	YDS	S	A	S	A	P/S	SCORE
01/04 at Colts	P	1	1	0	0.0	0.0	0.0	0.0	0	0	0.0	0	0	0	0	0	0.0	0	0	0	0	L	44-45
2013 TOTALS	1-0	1	1	0	0	0.0	0.0	0.0	0.0	0	0.0	0	0	0	0	0	0.0	0	0	0	0	0-1	

2015 GAME-BY-GAME PLAYOFF STATISTICS (KANSAS CITY CHIEFS)

		TACKLES							INTERCEPTIONS							O. FUMB		ST		MISC			
OPPONENT	P/S	TK	S	A	SK	YDS	TFL	YDS	QBH	NO	YDS	LG	TD	PD	FF	FR	YDS	S	A	S	A	W/L	SCORE
01/09* at Texans	S	0	0	0	0.0	0.0	0.0	0.0	0	0	0.0	0	0	0	0	0	0.0	0	0	0	0	W	30-0
2015 TOTALS	1-1	0	0	0	0	0.0	0.0	0.0	0.0	0	0.0	0	0	0	0	0	0.0	0	0	0	0	1-0	

53	Ramik Wilson	LB	6-2	237	23	R	Georgia	D4-15
----	--------------	----	-----	-----	----	---	---------	-------

RAMIK WILSON'S NFL REGULAR SEASON STATISTICS

		TACKLES								INTERCEPTIONS							O. FUMB			ST		MISC	
SEASON	TEAM	GP	GS	TK	S	A	TFL	YDS	SK	YDS	QBH	NO	YDS	LG	TD	PD	FF	FR	YDS	S	A	S	A
2015*	Chiefs	10	2	20	13	7	0	0	0.0	0.0	0	0	0	0	0	0	0	1	0	0	0	0	0
NFL TOTALS		10	2	20	13	7	0.0	0.0	0.0	0.0	0	0	0	0	0	0	0	1	0	0	0.0	0	0.0

2015 GAME-BY-GAME REGULAR SEASON STATISTICS (KANSAS CITY CHIEFS)

		TACKLES						INTERCEPTIONS						O. FUMB			ST		MISC			
OPPONENT	P/S	TK	S	A	SK	YDS	TFL	YDS	QBH	NO	YDS	LG	TD	PD	FF	FR	YDS	S	A	S	A	W/L
09/13* at Texans	P	0	0	0	0.0	0.0	0.0	0.0	0	0	0.0	0	0	0	0	0	0.0	0	0	0	0	W

09/17*	BRONCOS	P	0	0	0	0.0	0.0	0.0	0.0	0	0	0.0	0	0	0	0	0	0.0	0	0	0	0	L
09/28*	at Packers	P	0	0	0	0.0	0.0	0.0	0.0	0	0	0.0	0	0	0	0	0	0.0	0	0	0	0	L
10/04*	at Bengals	P	8	4	4	0.0	0.0	0.0	0.0	0	0	0.0	0	0	0	0	0	0.0	0	0	0	0	L
10/11*	BEARS	S	4	2	2	0.0	0.0	0.0	0.0	0	0	0.0	0	0	0	0	1	0.0	0	0	0	0	L
10/18*	at Vikings	S	8	7	1	0.0	0.0	0.0	0.0	0	0	0.0	0	0	0	0	0	0.0	0	0	0	0	L
10/25*	STEELERS	NOT ACTIVE																					W
11/01*	LIONS	NOT ACTIVE																					W
11/15*	at Broncos	NOT ACTIVE																					W
11/22*	at Chargers	NOT ACTIVE																					W
11/29*	BILLS	DID NOT PLAY																					W
12/06*	at Raiders	P	0	0	0	0.0	0.0	0.0	0.0	0	0	0.0	0	0	0	0	0	0.0	0	0	0	0	W
12/13*	CHARGERS	P	0	0	0	0.0	0.0	0.0	0.0	0	0	0.0	0	0	0	0	0	0.0	0	0	0	0	W
12/20*	at Ravens	P	0	0	0	0.0	0.0	0.0	0.0	0	0	0.0	0	0	0	0	0	0.0	0	0	0	0	W
12/27*	BROWNS	P	0	0	0	0.0	0.0	0.0	0.0	0	0	0.0	0	0	0	0	0	0.0	0	0	0	0	W
01/03*	RAIDERS	P	0	0	0	0.0	0.0	0.0	0.0	0	0	0.0	0	0	0	0	0	0.0	0	0	0	0	W
2015 TOTALS		10-2	20	13	7	0	0.0	0.0	0.0	0.0	0	0.0	0	0	0	0	1	0.0	0	0	0	0	11-5

RAMIK WILSON'S NFL PLAYOFF STATISTICS

		TACKLES								INTERCEPTIONS						O. FUMB			ST		MISC		
SEASON	TEAM	GP	GS	TK	S	A	TFL	YDS	SK	YDS	QBH	NO	YDS	LG	TD	PD	FF	FR	YDS	S	A	S	A
2015*	Chiefs	1	0	0	0	0	0	0	0.0	0.0	0	0	0	0	0	0	0	0	0	0	0	0	0
NFL TOTALS		1	0	0	0	0	0.0	0.0	0.0	0.0	0	0	0	0	0	0	0	0	0	0	0.0	0	0.0

2015 GAME-BY-GAME PLAYOFF STATISTICS (KANSAS CITY CHIEFS)

		TACKLES						INTERCEPTIONS						O. FUMB			ST		MISC		W/L	SCORE
OPPONENT	P/S	TK	S	A	SK	YDS	TFL	YDS	QBH	NO	YDS	LG	TD	PD	FF	FR	YDS	S	A	S	A	

01/09* at Texans	P	0	0	0	0.0	0.0	0.0	0.0	0	0	0.0	0	0	0	0	0	0.0	0	0	0	0	W	30-0
2015 TOTALS	1-0	0	0	0	0	0.0	0.0	0.0	0.0	0	0.0	0	0	0	0	0	0.0	0	0	0	0	1-0	

54	Dezman Moses	LB	6-2	249	27	4	Tulane	FA-15
----	--------------	----	-----	-----	----	---	--------	-------

DEZMAN MOSES' NFL REGULAR SEASON STATISTICS

		TACKLES									INTERCEPTIONS						O. FUMB			ST		MISC	
SEASON	TEAM	GP	GS	TK	S	A	TFL	YDS	SK	YDS	QBH	NO	YDS	LG	TD	PD	FF	FR	YDS	S	A	S	A
2012	Packers	16	6	27	12	12	2	0	4.0	10.0	6	0	0	0	0	2	1	0	0	2	1	0	0
2013	Chiefs	13	0	5	1	0	0	0	0.0	0.0	0	0	0	0	0	0	0	0	0	2	2	0	0
2015*	Chiefs	13	0	1	1	0	0	0	0.0	0.0	1	0	0	0	0	0	1	0	0	4	1	0	0
NFL TOTALS		42	6	26	14	12	2.0	0.0	4.0	10.0	7	0	0	0	0	2	2	0	0	8	4.0	0	0.0

2015 GAME-BY-GAME REGULAR SEASON STATISTICS (KANSAS CITY CHIEFS)

		TACKLES							INTERCEPTIONS							O. FUMB			ST		MISC		
OPPONENT		P/S	TK	S	A	SK	YDS	TFL	YDS	QBH	NO	YDS	LG	TD	PD	FF	FR	YDS	S	A	S	A	W/L
09/13*	at Texans	P	0	0	0	0.0	0.0	0.0	0.0	0	0	0.0	0	0	0	0	0	0.0	0	0	0	0	W
09/17*	BRONCOS	NOT ACTIVE																					L
09/28*	at Packers	NOT ACTIVE																					L
10/04*	at Bengals	NOT ACTIVE																					L
10/11*	BEARS	P	0	0	0	0.0	0.0	0.0	0.0	0	0	0.0	0	0	0	0	0	0.0	0	0	0	0	L
10/18*	at Vikings	P	0	0	0	0.0	0.0	0.0	0.0	0	0	0.0	0	0	0	0	0	0.0	0	0	0	0	L
10/25*	STEELERS	P	0	0	0	0.0	0.0	0.0	0.0	0	0	0.0	0	0	0	0	0	0.0	0	0	0	0	W
11/01*	LIONS	P	0	0	0	0.0	0.0	0.0	0.0	0	0	0.0	0	0	0	0	0	0.0	0	0	0	0	W
11/15*	at Broncos	P	0	0	0	0.0	0.0	0.0	0.0	0	0	0.0	0	0	0	0	0	0.0	0	0	0	0	W
11/22*	at Chargers	P	0	0	0	0.0	0.0	0.0	0.0	0	0	0.0	0	0	0	0	0	0.0	0	0	0	0	W

11/29*	BILLS	P	1	1	0	0.0	0.0	0.0	0.0	0	0	0.0	0	0	0	0	0	0.0	0	0	0	0	W	
12/06*	at Raiders	P	0	0	0	0.0	0.0	0.0	0.0	0	0	0.0	0	0	0	0	0	0.0	1	1	0	0	W	
12/13*	CHARGERS	P	0	0	0	0.0	0.0	0.0	0.0	0	0	0.0	0	0	0	0	0	0.0	0	0	0	0	W	
12/20*	at Ravens	P	0	0	0	0.0	0.0	0.0	0.0	0	0	0.0	0	0	0	0	0	0.0	1	0	0	0	W	
12/27*	BROWNS	P	0	0	0	0.0	0.0	0.0	0.0	0	0	0.0	0	0	0	0	0	0.0	1	0	0	0	W	
01/03*	RAIDERS	P	0	0	0	0.0	0.0	0.0	0.0	1	0	0.0	0	0	0	0	0	0.0	1	0	0	0	W	
2015 TOTALS			13-0	1	1	0	0	0.0	0.0	0.0	1.0	0	0.0	0	0	0	1	0	0.0	4	1	0	0	11-5

DEZMAN MOSES'S NFL PLAYOFF STATISTICS

		TACKLES										INTERCEPTIONS					O. FUMB			ST		MISC	
SEASON	TEAM	GP	GS	TK	S	A	TFL	YDS	SK	YDS	QBH	NO	YDS	LG	TD	PD	FF	FR	YDS	S	A	S	A
2012	Packers	2	1	6	5	1	0	0	0.0	0.0	1	0	0	0	0	0	0	1	0	0	0	0	0
2013	Chiefs	0	0	0	0	0	0	0	0.0	0.0	0	0	0	0	0	0	0	0	0	0	0	0	0
2015*	Chiefs	0	0	0	0	0	0	0	0.0	0.0	0	0	0	0	0	0	0	0	0	0	0	0	0
NFL TOTALS		2	1	6	5	1	0.0	0.0	0.0	0.0	1	0	0	0	0	0	0	1	0	0	0.0	0	0.0

2012 GAME-BY-GAME PLAYOFF STATISTICS (GREEN BAY PACKERS)

		TACKLES							INTERCEPTIONS						O. FUMB			ST		MISC			
OPPONENT	P/S	TK	S	A	SK	YDS	TFL	YDS	QBH	NO	YDS	LG	TD	PD	FF	FR	YDS	S	A	S	A	W/L	SCORE
01/05 VIKINGS	S	4	4	0	0.0	0.0	0.0	0.0	0	0	0.0	0	0	0	0	1	0.0	0	0	0	0	W	24-10
01/12 at 49ers	P	2	1	1	0.0	0.0	0.0	0.0	1	0	0.0	0	0	0	0	0	0.0	0	0	0	0	L	31-45
2012 TOTALS		2-1	6	5	1	0	0.0	0.0	0.0	1.0	0	0.0	0	0	0	1	0.0	0	0	0	0	1-1	

2013 GAME-BY-GAME PLAYOFF STATISTICS (KANSAS CITY CHIEFS)

		TACKLES							INTERCEPTIONS			O. FUMB		ST	MISC									
OPPONENT	P/S	TK	S	A	SK	YDS	TFL	YDS	QBH	NO	YDS	LG	TD	PD	FF	FR	YDS	S	A	S	A	W/L	SCORE	

01/04	at Colts	NOT ACTIVE																				L	44-45
2013 TOTALS		0-0	0	0	0	0	0.0	0.0	0.0	0.0	0	0.0	0	0	0	0	0	0.0	0	0	0	0	0-1

2015 GAME-BY-GAME PLAYOFF STATISTICS (KANSAS CITY CHIEFS)

		TACKLES							INTERCEPTIONS							O. FUMB		ST		MISC			
OPPONENT	P/S	TK	S	A	SK	YDS	TFL	YDS	QBH	NO	YDS	LG	TD	PD	FF	FR	YDS	S	A	S	A	W/L	SCORE
01/09*	at Texans	NOT ACTIVE																				W	30-0
2015 TOTALS		0-0	0	0	0	0	0.0	0.0	0.0	0.0	0	0.0	0	0	0	0	0.0	0	0	0	0	1-0	

55	Dee Ford	LB	6-2	252	24	2	Auburn	D1-14
----	----------	----	-----	-----	----	---	--------	-------

DEE FORD'S NFL REGULAR SEASON STATISTICS

		TACKLES								INTERCEPTIONS						O. FUMB			ST		MISC		
SEASON	TEAM	GP	GS	TK	S	A	TFL	YDS	SK	YDS	QBH	NO	YDS	LG	TD	PD	FF	FR	YDS	S	A	S	A
2014	Chiefs	16	0	8	4	4	0	0	1.5	10.0	5	0	0	0	0	1	0	0	0	0	0	0	0
2015*	Chiefs	14	5	23	21	2	6	28	4.0	25.0	10	0	0	0	0	2	0	0	0	0	0	0	0
NFL TOTALS		30	5	31	25	6	6.0	28.0	5.5	35.0	15	0	0	0	0	3	0	0	0	0	0.0	0	0.0

2015 GAME-BY-GAME REGULAR SEASON STATISTICS (KANSAS CITY CHIEFS)

			TACKLES					INTERCEPTIONS							O. FUMB			ST		MISC			
OPPONENT	P/S		TK	S	A	SK	YDS	TFL	YDS	QBH	NO	YDS	LG	TD	PD	FF	FR	YDS	S	A	S	A	W/L
09/13* at Texans	P		2	2	0	0.0	0.0	0.0	0.0	0	0	0.0	0	0	0	0	0	0.0	0	0	0	0	W
09/17* BRONCOS	P		0	0	0	0.0	0.0	0.0	0.0	1	0	0.0	0	0	0	0	0	0.0	0	0	0	0	L
09/28* at Packers	P		1	1	0	0.0	0.0	0.0	0.0	0	0	0.0	0	0	0	0	0	0.0	0	0	0	0	L
10/04* at Bengals	P		0	0	0	0.0	0.0	0.0	0.0	0	0	0.0	0	0	0	0	0	0.0	0	0	0	0	L
10/11* BEARS	P		2	1	1	0.0	0.0	0.0	0.0	0	0	0.0	0	0	0	0	0	0.0	0	0	0	0	L

10/18*	at Vikings	P	0	0	0	0.0	0.0	0.0	0.0	0	0	0.0	0	0	0	0	0	0.0	0	0	0	0	L
10/25*	STEELERS	P	2	2	0	0.0	0.0	0.0	0.0	0	0	0.0	0	0	0	0	0	0.0	0	0	0	0	W
11/01*	LIONS	P	2	2	0	0.0	0.0	0.0	0.0	0	0	0.0	0	0	1	0	0	0.0	0	0	0	0	W
11/15*	at Broncos	P	0	0	0	0.0	0.0	0.0	0.0	0	0	0.0	0	0	0	0	0	0.0	0	0	0	0	W
11/22*	at Chargers	NOT ACTIVE																					W
11/29*	BILLS	NOT ACTIVE																					W
12/06*	at Raiders	S	1	1	0	0.0	0.0	0.0	0.0	1	0	0.0	0	0	0	0	0	0.0	0	0	0	0	W
12/13*	CHARGERS	S	7	7	0	3.0	17.0	3.0	17.0	3	0	0.0	0	0	1	0	0	0.0	0	0	0	0	W
12/20*	at Ravens	S	1	1	0	0.0	0.0	1.0	2.0	0	0	0.0	0	0	0	0	0	0.0	0	0	0	0	W
12/27*	BROWNS	S	1	1	0	0.0	0.0	1.0	1.0	3	0	0.0	0	0	0	0	0	0.0	0	0	0	0	W
01/03*	RAIDERS	S	3	2	1	1.0	8.0	1.0	8.0	1	0	0.0	0	0	0	0	0	0.0	0	0	0	0	W
2015 TOTALS		14-5	23	21	2	4	25.0	6.0	28.0	10.0	0	0.0	0	0	2	0	0	0.0	0	0	0	0	11-5

DEE FORD'S NFL PLAYOFF STATISTICS

		TACKLES								INTERCEPTIONS						O. FUMB			ST		MISC		
SEASON	TEAM	GP	GS	TK	S	A	TFL	YDS	SK	YDS	QBH	NO	YDS	LG	TD	PD	FF	FR	YDS	S	A	S	A
2015*	Chiefs	1	0	3	3	0	1	5	0.0	0.0	0	0	0	0	0	0	0	0	0	0	0	0	0
NFL TOTALS		1	0	3	3	0	1.0	5.0	0.0	0.0	0	0	0	0	0	0	0	0	0	0	0.0	0	0.0

2015 GAME-BY-GAME PLAYOFF STATISTICS (KANSAS CITY CHIEFS)

	TACKLES							INTERCEPTIONS						O. FUMB			ST		MISC				
OPPONENT	P/S	TK	S	A	SK	YDS	TFL	YDS	QBH	NO	YDS	LG	TD	PD	FF	FR	YDS	S	A	S	A	W/L	SCORE
01/09* at Texans	P	3	3	0	0.0	0.0	1.0	5.0	0	0	0.0	0	0	0	0	0	0.0	0	0	0	0	W	30-0
2015 TOTALS	1-0	3	3	0	0	0.0	1.0	5.0	0.0	0	0.0	0	0	0	0	0	0.0	0	0	0	0	1-0	

56	Derrick Johnson	LB	6-3	242	33	11	Texas	D1-05
----	-----------------	----	-----	-----	----	----	-------	-------

DERRICK JOHNSON'S NFL REGULAR SEASON STATISTICS

		TACKLES								INTERCEPTIONS						O. FUMB			ST		MISC		
SEASON	TEAM	GP	GS	TK	S	A	TFL	YDS	SK	YDS	QBH	NO	YDS	LG	TD	PD	FF	FR	YDS	S	A	S	A
2005	Chiefs	16	16	111	87	23	0	0	2.0	14.0	0	0	0	0	0	5	2	1	0	1	0	0	0
2006	Chiefs	13	12	83	66	17	0	0	4.5	22.5	5	0	0	0	0	2	2	2	0	0	0	0	0
2007	Chiefs	16	16	108	89	18	0	0	4.0	34.0	6	2	18	12	0	6	3	0	0	1	0	0	0
2008	Chiefs	14	14	91	65	25	6	0	1.5	12.5	2	1	7	7	0	6	4	0	0	1	0	0	0
2009	Chiefs	15	3	38	24	9	2	0	1.0	7.0	1	3	175	70	2	5	1	0	0	4	1	0	0
2010	Chiefs	16	16	147	107	40	8	0	1.0	11.0	1	1	15	15t	1	16	4	1	0	0	0	0	0
2011	Chiefs	16	16	179	131	48	10	0	2.0	10.0	3	2	18	17	0	9	1	1	0	0	0	0	0
2012	Chiefs	16	16	124	109	15	12	0	2.0	10.0	5	0	0	0	0	4	3	0	0	0	0	0	0
2013	Chiefs	15	15	107	95	12	12	35	4.5	27.0	10	2	44	41	0	6	0	2	11	0	0	0	0
2014	Chiefs	1	1	4	4	0	0	0	0.0	0.0	0	0	0	0	0	0	0	0	0	0	0	0	0
2015*	Chiefs	16	16	116	95	21	8	33	4.0	23.0	5	2	23	18	0	8	2	0	0	0	0	0	0
NFL TOTALS		154	141	1101	875	226	58.0	68.0	26.5	171.0	38	13	300	70	3	67	22	7	11	7	1.0	0	0.0

2015 GAME-BY-GAME REGULAR SEASON STATISTICS (KANSAS CITY CHIEFS)

		TACKLES							INTERCEPTIONS						O. FUMB			ST		MISC			
OPPONENT		P/S	TK	S	A	SK	YDS	TFL	YDS	QBH	NO	YDS	LG	TD	PD	FF	FR	YDS	S	A	S	A	W/L
09/13*	at Texans	S	8	6	2	1.0	9.0	2.0	9.0	1	0	0.0	0	0	1	0	0	0.0	0	0	0	0	W
09/17*	BRONCOS	S	2	2	0	0.0	0.0	0.0	0.0	0	0	0.0	0	0	0	0	0	0.0	0	0	0	0	L
09/28*	at Packers	S	8	8	0	0.0	0.0	0.0	0.0	0	0	0.0	0	0	1	0	0	0.0	0	0	0	0	L
10/04*	at Bengals	S	2	1	1	0.0	0.0	0.0	0.0	0	0	0.0	0	0	0	0	0	0.0	0	0	0	0	L

10/11*	BEARS	S	5	5	0	0.0	0.0	0.0	0.0	1	0	0.0	0	0	0	0	0	0.0	0	0	0	0	L	
10/18*	at Vikings	S	9	6	3	0.0	0.0	0.0	0.0	0	0	0.0	0	0	0	0	0	0.0	0	0	0	0	L	
10/25*	STEELERS	S	4	2	2	0.0	0.0	0.0	0.0	0	1	18.0	18	0	2	0	0	0.0	0	0	0	0	W	
11/01*	LIONS	S	5	5	0	1.0	7.0	1.0	7.0	1	0	0.0	0	0	0	0	0	0.0	0	0	0	0	W	
11/15*	at Broncos	S	7	6	1	1.0	7.0	2.0	9.0	1	0	0.0	0	0	0	0	0	0.0	0	0	0	0	W	
11/22*	at Chargers	S	9	8	1	0.0	0.0	0.0	0.0	0	0	0.0	0	0	1	0	0	0.0	0	0	0	0	W	
11/29*	BILLS	S	9	7	2	0.0	0.0	1.0	4.0	0	0	0.0	0	0	1	0	0	0.0	0	0	0	0	W	
12/06*	at Raiders	S	14	13	1	1.0	0.0	2.0	4.0	0	0	0.0	0	0	0	1	0	0.0	0	0	0	0	W	
12/13*	CHARGERS	S	6	5	1	0.0	0.0	0.0	0.0	0	1	5.0	5	0	1	0	0	0.0	0	0	0	0	W	
12/20*	at Ravens	S	12	7	5	0.0	0.0	0.0	0.0	1	0	0.0	0	0	0	1	0	0.0	0	0	0	0	W	
12/27*	BROWNS	S	6	6	0	0.0	0.0	0.0	0.0	0	0	0.0	0	0	0	0	0	0.0	0	0	0	0	W	
01/03*	RAIDERS	S	10	8	2	0.0	0.0	0.0	0.0	0	0	0.0	0	0	1	0	0	0.0	0	0	0	0	W	
2015 TOTALS			16-16	116	95	21	4	23.0	8.0	33.0	5.0	2	23.0	18	0	8	2	0	0.0	0	0	0	0	11-5

DERRICK JOHNSON'S NFL PLAYOFF STATISTICS

		TACKLES										INTERCEPTIONS					O. FUMB			ST		MISC	
SEASON	TEAM	GP	GS	TK	S	A	TFL	YDS	SK	YDS	QBH	NO	YDS	LG	TD	PD	FF	FR	YDS	S	A	S	A
2006	Chiefs	1	1	12	10	2	0	0	0.0	0.0	0	0	0	0	0	0	0	0	0	0	0	0	0
2010	Chiefs	1	1	8	7	1	0	0	0.0	0.0	0	0	0	0	0	0	0	0	0	0	0	0	0
2013	Chiefs	1	1	3	2	1	0	0	0.0	0.0	0	0	0	0	0	0	0	0	0	0	0	0	0
2015*	Chiefs	1	1	6	3	3	0	0	0.0	0.0	0	0	0	0	0	0	0	0	0	0	0	0	0
NFL TOTALS		4	4	29	22	7	0.0	0.0	0.0	0.0	0	0	0	0	0	0	0	0	0	0	0.0	0	0.0

2006 GAME-BY-GAME PLAYOFF STATISTICS (KANSAS CITY CHIEFS)

		TACKLES							INTERCEPTIONS							O. FUMB			ST		MISC			
OPPONENT	P/S	TK	S	A	SK	YDS	TFL	YDS	QBH	NO	YDS	LG	TD	PD	FF	FR	YDS	S	A	S	A	W/L	SCORE	

01/06	at Colts	S	12	10	2	0.0	0.0	0.0	0.0	0	0	0.0	0	0	0	0	0	0.0	0	0	0	0	L	8-23
2006 TOTALS		1-1	12	10	2	0	0.0	0.0	0.0	0.0	0	0.0	0	0	0	0	0	0.0	0	0	0	0	0-1	

2010 GAME-BY-GAME PLAYOFF STATISTICS (KANSAS CITY CHIEFS)

		TACKLES							INTERCEPTIONS							O. FUMB		ST		MISC			
OPPONENT	P/S	TK	S	A	SK	YDS	TFL	YDS	QBH	NO	YDS	LG	TD	PD	FF	FR	YDS	S	A	S	A	W/L	SCORE
01/09 RAVENS	S	8	7	1	0.0	0.0	0.0	0.0	0	0	0.0	0	0	0	0	0	0.0	0	0	0	0	L	7-30
2010 TOTALS		1-1	8	7	1	0	0.0	0.0	0.0	0.0	0	0.0	0	0	0	0	0.0	0	0	0	0	0-1	

2013 GAME-BY-GAME PLAYOFF STATISTICS (KANSAS CITY CHIEFS)

		TACKLES							INTERCEPTIONS							O. FUMB		ST		MISC			
OPPONENT	P/S	TK	S	A	SK	YDS	TFL	YDS	QBH	NO	YDS	LG	TD	PD	FF	FR	YDS	S	A	S	A	W/L	SCORE
01/04 at Colts	S	3	2	1	0.0	0.0	0.0	0.0	0	0	0.0	0	0	0	0	0	0.0	0	0	0	0	L	44-45
2013 TOTALS		1-1	3	2	1	0	0.0	0.0	0.0	0.0	0	0.0	0	0	0	0	0.0	0	0	0	0	0-1	

2015 GAME-BY-GAME PLAYOFF STATISTICS (KANSAS CITY CHIEFS)

		TACKLES							INTERCEPTIONS							O. FUMB		ST		MISC			
OPPONENT	P/S	TK	S	A	SK	YDS	TFL	YDS	QBH	NO	YDS	LG	TD	PD	FF	FR	YDS	S	A	S	A	W/L	SCORE
01/09* at Texans	S	6	3	3	0.0	0.0	0.0	0.0	0	0	0.0	0	0	0	0	0	0.0	0	0	0	0	W	30-0
2015 TOTALS		1-1	6	3	3	0	0.0	0.0	0.0	0.0	0	0.0	0	0	0	0	0.0	0	0	0	0	1-0	

57	D.J. Alexander	LB	6-2	233	24	R	Oregon State	D5a-15
----	----------------	----	-----	-----	----	---	--------------	--------

D.J. ALEXANDER'S NFL REGULAR SEASON STATISTICS

		TACKLES							INTERCEPTIONS							O. FUMB		ST		MISC		
SEASON TEAM	GP	GS	TK	S	A	TFL	YDS	SK	YDS	QBH	NO	YDS	LG	TD	PD	FF	FR	YDS	S	A	S	A

2015*	Chiefs	16	0	2	1	1	0	0	0.0	0.0	0	0	0	0	0	0	0	0	0	11	0	0	0
NFL TOTALS		16	0	2	1	1	0.0	0.0	0.0	0.0	0	0	0	0	0	0	0	0	0	11	0.0	0	0.0

2015 GAME-BY-GAME REGULAR SEASON STATISTICS (KANSAS CITY CHIEFS)

			TACKLES							INTERCEPTIONS							O. FUMB			ST		MISC		
OPPONENT			P/S	TK	S	A	SK	YDS	TFL	YDS	QBH	NO	YDS	LG	TD	PD	FF	FR	YDS	S	A	S	A	W/L
09/13*	at Texans	P	0	0	0	0.0	0.0	0.0	0.0	0	0	0.0	0	0	0	0	0	0	0.0	2	0	0	0	W
09/17*	BRONCOS	P	0	0	0	0.0	0.0	0.0	0.0	0	0	0.0	0	0	0	0	0	0	0.0	1	0	0	0	L
09/28*	at Packers	P	0	0	0	0.0	0.0	0.0	0.0	0	0	0.0	0	0	0	0	0	0	0.0	1	0	0	0	L
10/04*	at Bengals	P	0	0	0	0.0	0.0	0.0	0.0	0	0	0.0	0	0	0	0	0	0	0.0	1	0	0	0	L
10/11*	BEARS	P	0	0	0	0.0	0.0	0.0	0.0	0	0	0.0	0	0	0	0	0	0	0.0	0	0	0	0	L
10/18*	at Vikings	P	0	0	0	0.0	0.0	0.0	0.0	0	0	0.0	0	0	0	0	0	0	0.0	1	0	0	0	L
10/25*	STEELERS	P	0	0	0	0.0	0.0	0.0	0.0	0	0	0.0	0	0	0	0	0	0	0.0	0	0	0	0	W
11/01*	LIONS	P	0	0	0	0.0	0.0	0.0	0.0	0	0	0.0	0	0	0	0	0	0	0.0	1	0	0	0	W
11/15*	at Broncos	P	0	0	0	0.0	0.0	0.0	0.0	0	0	0.0	0	0	0	0	0	0	0.0	0	0	0	0	W
11/22*	at Chargers	P	2	1	1	0.0	0.0	0.0	0.0	0	0	0.0	0	0	0	0	0	0	0.0	1	0	0	0	W
11/29*	BILLS	P	0	0	0	0.0	0.0	0.0	0.0	0	0	0.0	0	0	0	0	0	0	0.0	0	0	0	0	W
12/06*	at Raiders	P	0	0	0	0.0	0.0	0.0	0.0	0	0	0.0	0	0	0	0	0	0	0.0	1	0	0	0	W
12/13*	CHARGERS	P	0	0	0	0.0	0.0	0.0	0.0	0	0	0.0	0	0	0	0	0	0	0.0	1	0	0	0	W
12/20*	at Ravens	P	0	0	0	0.0	0.0	0.0	0.0	0	0	0.0	0	0	0	0	0	0	0.0	1	0	0	0	W
12/27*	BROWNS	P	0	0	0	0.0	0.0	0.0	0.0	0	0	0.0	0	0	0	0	0	0	0.0	0	0	0	0	W
01/03*	RAIDERS	P	0	0	0	0.0	0.0	0.0	0.0	0	0	0.0	0	0	0	0	0	0	0.0	0	0	0	0	W
2015 TOTALS			16-0	2	1	1	0	0.0	0.0	0.0	0.0	0	0.0	0	0	0	0	0	0.0	11	0	0	0	11-5

D.J. ALEXANDER'S NFL PLAYOFF STATISTICS

TACKLES							INTERCEPTIONS							O. FUMB			ST		MISC		
---------	--	--	--	--	--	--	---------------	--	--	--	--	--	--	---------	--	--	----	--	------	--	--

SEASON	TEAM	GP	GS	TK	S	A	TFL	YDS	SK	YDS	QBH	NO	YDS	LG	TD	PD	FF	FR	YDS	S	A	S	A
2015*	Chiefs	1	0	0	0	0	0	0	0.0	0.0	0	0	0	0	0	0	0	0	0	0	0	0	0
NFL TOTALS		1	0	0	0	0	0.0	0.0	0.0	0.0	0	0	0	0	0	0	0	0	0	0	0.0	0	0.0

2015 GAME-BY-GAME PLAYOFF STATISTICS (KANSAS CITY CHIEFS)

	TACKLES							INTERCEPTIONS							O. FUMB			ST		MISC			
OPPONENT	P/S	TK	S	A	SK	YDS	TFL	YDS	QBH	NO	YDS	LG	TD	PD	FF	FR	YDS	S	A	S	A	W/L	SCORE
01/09* at Texans	P	0	0	0	0.0	0.0	0.0	0.0	0	0	0.0	0	0	0	0	0	0.0	0	0	0	0	W	30-0
2015 TOTALS	1-0	0	0	0	0	0.0	0.0	0.0	0.0	0	0.0	0	0	0	0	0	0.0	0	0	0	0	1-0	

60	Jarrod Pughsley	OL	6-4	310	24	1	Akron	FA-15
----	-----------------	----	-----	-----	----	---	-------	-------

JARROD PUGHSLEY'S NFL REGULAR SEASON STATISTICS

SEASON	TEAM	GP	GS
2015*	Chiefs	2	0
NFL TOTALS		2	0

2015 GAME-BY-GAME REGULAR SEASON STATISTICS (KANSAS CITY CHIEFS)

SEASON	OPPONENT	P/S	W/L	SCORE
09/13*	at Texans	PRACTICE SQUAD	W	27-20
09/17*	BRONCOS	PRACTICE SQUAD	L	24-31
09/28*	at Packers	PRACTICE SQUAD	L	28-38
10/04*	at Bengals	PRACTICE SQUAD	L	21-36
10/11*	BEARS	PRACTICE SQUAD	L	17-18
10/18*	at Vikings	PRACTICE SQUAD	L	10-16
10/25*	STEELERS	PRACTICE SQUAD	W	23-13

11/01*	LIONS	PRACTICE SQUAD	W	45-10
11/15*	at Broncos	PRACTICE SQUAD	W	29-13
11/22*	at Chargers	PRACTICE SQUAD	W	33-3
11/29*	BILLS	PRACTICE SQUAD	W	30-22
12/06*	at Raiders	PRACTICE SQUAD	W	34-20
12/13*	CHARGERS	DID NOT PLAY	W	10-3
12/20*	at Ravens	P	W	34-14
12/27*	BROWNS	DID NOT PLAY	W	17-13
01/03*	RAIDERS	P	W	23-17
2015 TOTALS		2-0	11-5	

JARROD PUGHSLEY'S NFL PLAYOFF STATISTICS

SEASON	TEAM	GP	GS
2015*	Chiefs	0	0
NFL TOTALS		0	0

2015 GAME-BY-GAME PLAYOFF STATISTICS (KANSAS CITY CHIEFS)

OPPONENT	P/S	W/L	SCORE
01/09* at Texans	NOT ACTIVE	W	30-0
2015 TOTALS	0-0	1-0	

61	Mitch Morse	C	6-6	305	23	R	Missouri	D2-15
----	-------------	---	-----	-----	----	---	----------	-------

MITCH MORSE'S NFL REGULAR SEASON STATISTICS

SEASON	TEAM	GP	GS
2015*	Chiefs	15	15

NFL TOTALS	15	15
-------------------	-----------	-----------

2015 GAME-BY-GAME REGULAR SEASON STATISTICS (KANSAS CITY CHIEFS)

SEASON	OPPONENT	P/S	W/L	SCORE
09/13*	at Texans	S	W	27-20
09/17*	BRONCOS	S	L	24-31
09/28*	at Packers	S	L	28-38
10/04*	at Bengals	S	L	21-36
10/11*	BEARS	S	L	17-18
10/18*	at Vikings	S	L	10-16
10/25*	STEELERS	S	W	23-13
11/01*	LIONS	S	W	45-10
11/15*	at Broncos	S	W	29-13
11/22*	at Chargers	S	W	33-3
11/29*	BILLS	S	W	30-22
12/06*	at Raiders	NOT ACTIVE	W	34-20
12/13*	CHARGERS	S	W	10-3
12/20*	at Ravens	S	W	34-14
12/27*	BROWNS	S	W	17-13
01/03*	RAIDERS	S	W	23-17
2015 TOTALS		15-15	11-5	

MITCH MORSE'S NFL PLAYOFF STATISTICS

SEASON	TEAM	GP	GS
2015*	Chiefs	0	0
NFL TOTALS		0	0

2015 GAME-BY-GAME PLAYOFF STATISTICS (KANSAS CITY CHIEFS)

OPPONENT	P/S	W/L	SCORE
01/09* at Texans	NOT ACTIVE	W	30-0
2015 TOTALS	0-0	1-0	

64	Daniel Munyer	OL	6-1	305	23	R	Colorado	FA-15
----	---------------	----	-----	-----	----	---	----------	-------

DANIEL MUNYER'S NFL REGULAR SEASON STATISTICS

SEASON	TEAM	GP	GS
2015*	Chiefs	1	0
NFL TOTALS		1	0

2015 GAME-BY-GAME REGULAR SEASON STATISTICS (KANSAS CITY CHIEFS)

OPPONENT	P/S	W/L	SCORE
09/13* at Texans	PRACTICE SQUAD	W	27-20
09/17* BRONCOS	PRACTICE SQUAD	L	24-31
09/28* at Packers	PRACTICE SQUAD	L	28-38
10/04* at Bengals	PRACTICE SQUAD	L	21-36
10/11* BEARS	PRACTICE SQUAD	L	17-18
10/18* at Vikings	NOT ON ROSTER	L	10-16
10/25* STEELERS	NOT ON ROSTER	W	23-13
11/01* LIONS	NOT ON ROSTER	W	45-10
11/15* at Broncos	NOT ON ROSTER	W	29-13
11/22* at Chargers	NOT ON ROSTER	W	33-3
11/29* BILLS	NOT ON ROSTER	W	30-22

12/06*	at Raiders	P	W	34-20
12/13*	CHARGERS	PRACTICE SQUAD	W	10-3
12/20*	at Ravens	PRACTICE SQUAD	W	34-14
12/27*	BROWNS	PRACTICE SQUAD	W	17-13
01/03*	RAIDERS	PRACTICE SQUAD	W	23-17
2015 TOTALS		1-0	11-5	

DANIEL MUNYER'S NFL PLAYOFF STATISTICS

SEASON	TEAM	GP	GS
2015*	Chiefs	1	0
NFL TOTALS		1	0

2015 GAME-BY-GAME PLAYOFF STATISTICS (KANSAS CITY CHIEFS)

OPPONENT	P/S	W/L	SCORE
01/09* at Texans	P	W	30-0
2015 TOTALS		1-0	1-0

70	Mike DeVito	DE	6-3	305	31	9	Maine	UFA-13
----	-------------	----	-----	-----	----	---	-------	--------

MIKE DEVITO'S NFL REGULAR SEASON STATISTICS

		TACKLES										INTERCEPTIONS					O. FUMB			ST		MISC	
SEASON	TEAM	GP	GS	TK	S	A	TFL	YDS	SK	YDS	QBH	NO	YDS	LG	TD	PD	FF	FR	YDS	S	A	S	A
2007	Jets	7	0	5	3	2	0	0	0.0	0.0	0	0	0	0	0	0	0	0	0	0	0	0	0
2008	Jets	16	0	24	15	9	2	0	0.5	5.0	2	0	0	0	0	0	0	0	0	0	0	0	0
2009	Jets	15	1	28	20	8	1	0	0.0	0.0	1	0	0	0	0	0	0	3	7	0	0	0	0
2010	Jets	16	11	59	34	25	4	0	0.0	0.0	3	0	0	0	0	1	2	0	0	0	0	0	0

2011	Jets	12	11	34	27	7	1	0	1.0	1.0	0	0	0	0	0	0	2	0	0	0	0	0	0
2012	Jets	16	15	52	27	25	2	0	1.0	8.0	1	0	0	0	0	0	2	0	0	0	0	0	0
2013	Chiefs	14	13	28	18	10	1	1	0.0	0.0	0	0	0	0	0	1	0	0	0	0	0	0	0
2014	Chiefs	1	1	1	0	1	0	0	0.0	0.0	0	0	0	0	0	1	0	0	0	0	0	0	0
2015*	Chiefs	13	5	19	13	6	6	23	3.0	20.0	3	0	0	0	0	0	0	0	0	0	0	0	0
NFL TOTALS		110	57	250	157	93	17.0	25.0	5.5	34.0	10	0	0	0	0	3	6	3	7	0	0.0	0	0.0

2015 GAME-BY-GAME REGULAR SEASON STATISTICS (KANSAS CITY CHIEFS)

		TACKLES							INTERCEPTIONS							O. FUMB			ST		MISC		
OPPONENT		P/S	TK	S	A	SK	YDS	TFL	YDS	QBH	NO	YDS	LG	TD	PD	FF	FR	YDS	S	A	S	A	W/L
09/13*	at Texans	S	0	0	0	0.0	0.0	0.0	0.0	0	0	0.0	0	0	0	0	0	0.0	0	0	0	0	W
09/17*	BRONCOS	S	3	2	1	1.0	4.0	1.0	4.0	1	0	0.0	0	0	0	0	0	0.0	0	0	0	0	L
09/28*	at Packers	P	2	2	0	0.0	0.0	1.0	1.0	0	0	0.0	0	0	0	0	0	0.0	0	0	0	0	L
10/04*	at Bengals	P	1	0	1	0.0	0.0	0.0	0.0	0	0	0.0	0	0	0	0	0	0.0	0	0	0	0	L
10/11*	BEARS	P	1	0	1	0.0	0.0	0.0	0.0	0	0	0.0	0	0	0	0	0	0.0	0	0	0	0	L
10/18*	at Vikings	P	4	3	1	0.0	0.0	1.0	1.0	0	0	0.0	0	0	0	0	0	0.0	0	0	0	0	L
10/25*	STEELERS	NOT ACTIVE																				W	
11/01*	LIONS	NOT ACTIVE																				W	
11/15*	at Broncos	S	2	2	0	1.0	7.0	1.0	7.0	1	0	0.0	0	0	0	0	0	0.0	0	0	0	0	W
11/22*	at Chargers	S	1	0	1	0.0	0.0	0.0	0.0	0	0	0.0	0	0	0	0	0	0.0	0	0	0	0	W
11/29*	BILLS	S	0	0	0	0.0	0.0	0.0	0.0	0	0	0.0	0	0	0	0	0	0.0	0	0	0	0	W
12/06*	at Raiders	P	2	2	0	0.0	0.0	0.0	0.0	0	0	0.0	0	0	0	0	0	0.0	0	0	0	0	W
12/13*	CHARGERS	NOT ACTIVE																				W	
12/20*	at Ravens	P	1	0	1	0.0	0.0	0.0	0.0	0	0	0.0	0	0	0	0	0	0.0	0	0	0	0	W
12/27*	BROWNS	P	1	1	0	0.0	0.0	1.0	1.0	0	0	0.0	0	0	0	0	0	0.0	0	0	0	0	W
01/03*	RAIDERS	P	1	1	0	1.0	9.0	1.0	9.0	1	0	0.0	0	0	0	0	0	0.0	0	0	0	0	W

2015 TOTALS **13-5** **19** **13** **6** **3** **20.0** **6.0** **23.0** **3.0** **0** **0.0** **0** **0** **0** **0** **0** **0.0** **0** **0** **0** **0** **11-5**

MIKE DEVITO'S NFL PLAYOFF STATISTICS

		TACKLES									INTERCEPTIONS						O. FUMB			ST		MISC	
SEASON	TEAM	GP	GS	TK	S	A	TFL	YDS	SK	YDS	QBH	NO	YDS	LG	TD	PD	FF	FR	YDS	S	A	S	A
2009	Jets	3	0	8	3	5	1	0	1.0	5.0	1	0	0	0	0	0	0	0	0	0	0	0	0
2010	Jets	3	3	14	11	3	2	0	0.0	0.0	0	0	0	0	0	0	1	0	0	0	0	0	0
2013	Chiefs	1	1	0	0	0	0	0	0.0	0.0	0	0	0	0	0	0	0	0	0	0	0	0	0
2015*	Chiefs	1	0	2	1	1	0	0	0.0	0.0	0	0	0	0	0	0	0	0	0	0	0	0	0
NFL TOTALS		8	4	24	15	9	3.0	0.0	1.0	5.0	1	0	0	0	0	0	1	0	0	0	0.0	0	0.0

2009 GAME-BY-GAME PLAYOFF STATISTICS (NEW YORK JETS)

		TACKLES							INTERCEPTIONS							O. FUMB			ST			MISC		
OPPONENT		P/S	TK	S	A	SK	YDS	TFL	YDS	QBH	NO	YDS	LG	TD	PD	FF	FR	YDS	S	A	S	A	W/L	SCORE
01/09	at Bengals	P	1	0	1	0.0	0.0	0.0	0.0	0	0	0.0	0	0	0	0	0	0.0	0	0	0	0	W	24-14
01/17	at Chargers	P	3	1	2	1.0	5.0	1.0	0.0	1	0	0.0	0	0	0	0	0	0.0	0	0	0	0	W	17-14
01/24	at Colts	P	4	2	2	0.0	0.0	0.0	0.0	0	0	0.0	0	0	0	0	0	0.0	0	0	0	0	L	17-30
2009 TOTALS		3-0	8	3	5	1	5.0	1.0	0.0	1.0	0	0.0	0	0	0	0	0	0.0	0	0	0	0	2-1	

2010 GAME-BY-GAME PLAYOFF STATISTICS (NEW YORK JETS)

		TACKLES							INTERCEPTIONS							O. FUMB			ST		MISC			
OPPONENT		P/S	TK	S	A	SK	YDS	TFL	YDS	QBH	NO	YDS	LG	TD	PD	FF	FR	YDS	S	A	S	A	W/L	SCORE
01/08	at Colts	S	6	3	3	0.0	0.0	0.0	0.0	0	0	0.0	0	0	0	0	0	0.0	0	0	0	0	W	17-16
01/16	at Patriots	S	1	1	0	0.0	0.0	0.0	0.0	0	0	0.0	0	0	0	1	0	0.0	0	0	0	0	W	28-21
01/23	at Steelers	S	7	7	0	0.0	0.0	2.0	0.0	0	0	0.0	0	0	0	0	0	0.0	0	0	0	0	L	19-24
2010 TOTALS		3-3	14	11	3	0	0.0	2.0	0.0	0.0	0	0.0	0	0	0	1	0	0.0	0	0	0	0	2-1	

2013 GAME-BY-GAME PLAYOFF STATISTICS (KANSAS CITY CHIEFS)

		TACKLES							INTERCEPTIONS							O. FUMB			ST		MISC			
OPPONENT		P/S	TK	S	A	SK	YDS	TFL	YDS	QBH	NO	YDS	LG	TD	PD	FF	FR	YDS	S	A	S	A	W/L	SCORE
01/04	at Colts	S	0	0	0	0.0	0.0	0.0	0.0	0	0	0.0	0	0	0	0	0	0.0	0	0	0	0	L	44-45
2013 TOTALS		1-1	0	0	0	0	0.0	0.0	0.0	0.0	0	0.0	0	0	0	0	0	0.0	0	0	0	0	0-1	

2015 GAME-BY-GAME PLAYOFF STATISTICS (KANSAS CITY CHIEFS)

	TACKLES							INTERCEPTIONS							O. FUMB			ST		MISC			
OPPONENT	P/S	TK	S	A	SK	YDS	TFL	YDS	QBH	NO	YDS	LG	TD	PD	FF	FR	YDS	S	A	S	A	W/L	SCORE
01/09* at Texans	P	2	1	1	0.0	0.0	0.0	0.0	0	0	0.0	0	0	0	0	0	0.0	0	0	0	0	W	30-0
2015 TOTALS	1-0	2	1	1	0	0.0	0.0	0.0	0.0	0	0.0	0	0	0	0	0	0.0	0	0	0	0	1-0	

71	Jeff Allen	OL	6-4	306	26	4	Illinois	D2-12
----	------------	----	-----	-----	----	---	----------	-------

JEFF ALLEN'S NFL REGULAR SEASON STATISTICS

SEASON	TEAM	GP	GS
2012	Chiefs	16	13
2013	Chiefs	15	14
2014	Chiefs	1	1
2015*	Chiefs	12	8
NFL TOTALS		44	36

2015 GAME-BY-GAME REGULAR SEASON STATISTICS (KANSAS CITY CHIEFS)

SEASON	OPPONENT	P/S	W/L	SCORE
09/13*	at Texans	NOT ACTIVE	W	27-20

09/17*	BRONCOS	NOT ACTIVE	L	24-31
09/28*	at Packers	P	L	28-38
10/04*	at Bengals	P	L	21-36
10/11*	BEARS	P	L	17-18
10/18*	at Vikings	P	L	10-16
10/25*	STEELERS	S	W	23-13
11/01*	LIONS	S	W	45-10
11/15*	at Broncos	S	W	29-13
11/22*	at Chargers	S	W	33-3
11/29*	BILLS	S	W	30-22
12/06*	at Raiders	S	W	34-20
12/13*	CHARGERS	NOT ACTIVE	W	10-3
12/20*	at Ravens	NOT ACTIVE	W	34-14
12/27*	BROWNS	S	W	17-13
01/03*	RAIDERS	S	W	23-17
2015 TOTALS		12-8	11-5	

JEFF ALLEN'S NFL PLAYOFF STATISTICS

SEASON	TEAM	GP	GS
2013	Chiefs	1	1
2015*	Chiefs	1	1
NFL TOTALS		2	2

2013 GAME-BY-GAME PLAYOFF STATISTICS (KANSAS CITY CHIEFS)

OPPONENT	P/S	W/L	SCORE
01/04 at Colts	S	L	44-45

2013 TOTALS **1-1** **0-1**

2015 GAME-BY-GAME PLAYOFF STATISTICS (KANSAS CITY CHIEFS)

OPPONENT	P/S	W/L	SCORE
-----------------	------------	------------	--------------

01/09*	at Texans	S	W	30-0
--------	-----------	---	---	------

2015 TOTALS **1-1** **1-0**

72	Eric Fisher	T	6-7	315	25	3	Central Michigan	D1-13
----	-------------	---	-----	-----	----	---	------------------	-------

ERIC FISHER'S NFL REGULAR SEASON STATISTICS

SEASON	TEAM	GP	GS
---------------	-------------	-----------	-----------

2013	Chiefs	14	13
------	--------	----	----

2014	Chiefs	16	16
------	--------	----	----

2015*	Chiefs	16	14
-------	--------	----	----

NFL TOTALS **46** **43**

2015 GAME-BY-GAME REGULAR SEASON STATISTICS (KANSAS CITY CHIEFS)

SEASON	OPPONENT	P/S	W/L	SCORE
---------------	-----------------	------------	------------	--------------

09/13*	at Texans	P	W	27-20
--------	-----------	---	---	-------

09/17*	BRONCOS	P	L	24-31
--------	---------	---	---	-------

09/28*	at Packers	S	L	28-38
--------	------------	---	---	-------

10/04*	at Bengals	S	L	21-36
--------	------------	---	---	-------

10/11*	BEARS	S	L	17-18
--------	-------	---	---	-------

10/18*	at Vikings	S	L	10-16
--------	------------	---	---	-------

10/25*	STEELERS	S	W	23-13
--------	----------	---	---	-------

11/01*	LIONS	S	W	45-10
--------	-------	---	---	-------

11/15*	at Broncos	S	W	29-13
11/22*	at Chargers	S	W	33-3
11/29*	BILLS	S	W	30-22
12/06*	at Raiders	S	W	34-20
12/13*	CHARGERS	S	W	10-3
12/20*	at Ravens	S	W	34-14
01/03*	RAIDERS	S	W	23-17
2015 TOTALS		16-14	11-5	

ERIC FISHER'S NFL PLAYOFF STATISTICS

SEASON	TEAM	GP	GS
2013	Chiefs	0	0
2015*	Chiefs	1	1
NFL TOTALS		1	1

2013 GAME-BY-GAME PLAYOFF STATISTICS (KANSAS CITY CHIEFS)

OPPONENT	P/S	W/L	SCORE
01/04 at Colts	NOT ACTIVE	L	44-45
2013 TOTALS	0-0	0-1	

2015 GAME-BY-GAME PLAYOFF STATISTICS (KANSAS CITY CHIEFS)

OPPONENT	P/S	W/L	SCORE
01/09* at Texans	S	W	30-0
2015 TOTALS	1-1	1-0	

73	Zach Fulton	OL	6-5	316	24	2	Tennessee	D6a-14
----	-------------	----	-----	-----	----	---	-----------	--------

ZACH FULTON'S NFL REGULAR SEASON STATISTICS

SEASON	TEAM	GP	GS
2014	Chiefs	16	16
2015*	Chiefs	16	6
NFL TOTALS		32	22

2015 GAME-BY-GAME REGULAR SEASON STATISTICS (KANSAS CITY CHIEFS)

SEASON	OPPONENT	P/S	W/L	SCORE
09/13*	at Texans	P	W	27-20
09/17*	BRONCOS	P	L	24-31
09/28*	at Packers	P	L	28-38
10/04*	at Bengals	S	L	21-36
10/11*	BEARS	S	L	17-18
10/18*	at Vikings	S	L	10-16
10/25*	STEELERS	P	W	23-13
11/01*	LIONS	P	W	45-10
11/15*	at Broncos	P	W	29-13
11/22*	at Chargers	P	W	33-3
11/29*	BILLS	P	W	30-22
12/06*	at Raiders	S	W	34-20
12/13*	CHARGERS	S	W	10-3
12/20*	at Ravens	S	W	34-14
12/27*	BROWNS	P	W	17-13

01/03*	RAIDERS	P	W	23-17
2015 TOTALS		16-6	11-5	

ZACH FULTON'S NFL PLAYOFF STATISTICS

SEASON	TEAM	GP	GS
2015*	Chiefs	1	1
NFL TOTALS		1	1

2015 GAME-BY-GAME PLAYOFF STATISTICS (KANSAS CITY CHIEFS)

OPPONENT	P/S	W/L	SCORE
01/09* at Texans	S	W	30-0
2015 TOTALS		1-1	1-0

75	Jah Reid	T	6-7	325	27	5	UCF	FA-15
----	----------	---	-----	-----	----	---	-----	-------

JAH REID'S NFL REGULAR SEASON STATISTICS

SEASON	TEAM	GP	GS
2012	Ravens	16	0
2012	Ravens	9	7
2013	Ravens	10	0
2014	Ravens	4	0
2015*	Chiefs	10	10
NFL TOTALS		49	17

2015 GAME-BY-GAME REGULAR SEASON STATISTICS (KANSAS CITY CHIEFS)

SEASON	OPPONENT	P/S	W/L	SCORE
--------	----------	-----	-----	-------

09/13*	at Texans	S	W	27-20
09/17*	BRONCOS	S	L	24-31
09/28*	at Packers	NOT ACTIVE	L	28-38
10/04*	at Bengals	NOT ACTIVE	L	21-36
10/11*	BEARS	NOT ACTIVE	L	17-18
10/18*	at Vikings	NOT ACTIVE	L	10-16
10/25*	STEELERS	NOT ACTIVE	W	23-13
11/01*	LIONS	S	W	45-10
11/15*	at Broncos	S	W	29-13
11/22*	at Chargers	S	W	33-3
11/29*	BILLS	S	W	30-22
12/06*	at Raiders	S	W	34-20
12/13*	CHARGERS	S	W	10-3
12/20*	at Ravens	S	W	34-14
12/27*	BROWNS	S	W	17-13
01/03*	RAIDERS	NOT ACTIVE	W	23-17
2015 TOTALS		10-10	11-5	

JAH REID'S NFL PLAYOFF STATISTICS

SEASON	TEAM	GP	GS
2011	Ravens	2	0
2012	Ravens	0	0
2015*	Chiefs	1	0
NFL TOTALS		3	0

2011 GAME-BY-GAME PLAYOFF STATISTICS (BALTIMORE RAVENS)

OPPONENT	P/S	W/L	SCORE
01/15 TEXANS	P	W	20-13
01/22 at Patriots	P	L	20-23
2011 TOTALS	2-0	1-1	

2012 GAME-BY-GAME PLAYOFF STATISTICS (BALTIMORE RAVENS)

OPPONENT	P/S	W/L	SCORE
01/06 COLTS	NOT ACTIVE	W	24-9
01/12 at Broncos	NOT ON ROSTER	W	38-35+
01/20 at Patriots	NOT ON ROSTER	W	28-13
02/03 at 49ers	NOT ON ROSTER	W	34-31
2012 TOTALS	0-0	4-0	

2015 GAME-BY-GAME PLAYOFF STATISTICS (KANSAS CITY CHIEFS)

OPPONENT	P/S	W/L	SCORE
01/09* at Texans	P	W	30-0
2015 TOTALS	1-0	1-0	

76	Laurent Duvernay-Tardif	G	6-5	321	24	2	McGill	D6b-14
----	-------------------------	---	-----	-----	----	---	--------	--------

LAURENT DUVERNAY-TARDIF'S NFL REGULAR SEASON STATISTICS

SEASON	TEAM	GP	GS
2014	Chiefs	0	0
2015*	Chiefs	16	13
NFL TOTALS		16	13

2015 GAME-BY-GAME REGULAR SEASON STATISTICS (KANSAS CITY CHIEFS)

SEASON	OPPONENT	P/S	W/L	SCORE
09/13*	at Texans	S	W	27-20
09/17*	BRONCOS	S	L	24-31
09/28*	at Packers	S	L	28-38
10/04*	at Bengals	P	L	21-36
10/11*	BEARS	P	L	17-18
10/18*	at Vikings	P	L	10-16
10/25*	STEELERS	S	W	23-13
11/01*	LIONS	S	W	45-10
11/15*	at Broncos	S	W	29-13
11/22*	at Chargers	S	W	33-3
11/29*	BILLS	S	W	30-22
12/06*	at Raiders	S	W	34-20
12/13*	CHARGERS	S	W	10-3
12/20*	at Ravens	S	W	34-14
12/27*	BROWNS	S	W	17-13
01/03*	RAIDERS	S	W	23-17
2015 TOTALS		16-13	11-5	

LAURENT DUVERNAY-TARDIF'S NFL PLAYOFF STATISTICS

SEASON	TEAM	GP	GS
2015*	Chiefs	1	1
NFL TOTALS		1	1

2015 GAME-BY-GAME PLAYOFF STATISTICS (KANSAS CITY CHIEFS)

OPPONENT	P/S	W/L	SCORE
01/09* at Texans	S	W	30-0
2015 TOTALS	1-1	1-0	

79	Donald Stephenson	OL	6-6	312	27	4	Oklahoma	D3-12
----	-------------------	----	-----	-----	----	---	----------	-------

DONALD STEPHENSON'S NFL REGULAR SEASON STATISTICS

SEASON	TEAM	GP	GS
2012	Chiefs	16	7
2013	Chiefs	16	7
2014	Chiefs	12	0
2015*	Chiefs	16	7
NFL TOTALS		60	21

2015 GAME-BY-GAME REGULAR SEASON STATISTICS (KANSAS CITY CHIEFS)

SEASON	OPPONENT	P/S	W/L	SCORE
09/13*	at Texans	S	W	27-20
09/17*	BRONCOS	S	L	24-31
09/28*	at Packers	S	L	28-38
10/04*	at Bengals	S	L	21-36
10/11*	BEARS	S	L	17-18
10/18*	at Vikings	S	L	10-16
10/25*	STEELERS	P	W	23-13
11/01*	LIONS	P	W	45-10
11/15*	at Broncos	P	W	29-13
11/22*	at Chargers	P	W	33-3

11/29*	BILLS	P	W	30-22
12/06*	at Raiders	P	W	34-20
12/13*	CHARGERS	P	W	10-3
12/20*	at Ravens	P	W	34-14
12/27*	BROWNS	P	W	17-13
01/03*	RAIDERS	S	W	23-17
2015 TOTALS		16-7	11-5	

DONALD STEPHENSON'S NFL PLAYOFF STATISTICS

SEASON	TEAM	GP	GS
2013	Chiefs	1	1
2015*	Chiefs	1	1
NFL TOTALS		2	2

2013 GAME-BY-GAME PLAYOFF STATISTICS (KANSAS CITY CHIEFS)

OPPONENT	P/S	W/L	SCORE
01/04 at Colts	S	L	44-45
2013 TOTALS	1-1	0-1	

2015 GAME-BY-GAME PLAYOFF STATISTICS (KANSAS CITY CHIEFS)

OPPONENT	P/S	W/L	SCORE
01/09* at Texans	S	W	30-0
2015 TOTALS	1-1	1-0	

81	Jason Avant	WR	6-0	210	32	10	Michigan	UFA-15
----	-------------	----	-----	-----	----	----	----------	--------

JASON AVANT'S NFL REGULAR SEASON RUSHING STATISTICS

SEASON	TEAM	GP	GS	RUSHING					RECEIVING				
				NO.	YDS.	AVG.	LG	TD	NO.	YDS	AVG	LG	TD
2006	Eagles	8	3	0	0	0.0	0	0	7	68	9.7	18	1
2007	Eagles	15	5	1	1	1.0	1	0	23	267	11.6	31	2
2008	Eagles	15	6	0	0	0.0	0	0	32	377	11.8	31	2
2009	Eagles	16	9	0	0	0.0	0	0	41	587	14.3	58	3
2010	Eagles	16	3	0	0	0.0	0	0	51	573	11.2	34	1
2011	Eagles	16	7	0	0	0.0	0	0	52	679	13.1	35	1
2012	Eagles	14	6	0	0	0.0	0	0	53	648	12.2	39	0
2013	Eagles	16	13	0	0	0.0	0	0	38	447	11.8	31	2
2014	Panthers	11	0	1	1	1.0	1	0	21	201	9.6	22	1
<i>Went from Panthers to Chiefs.</i>													
2014	Chiefs	5	0	0	0	0.0	0	0	13	152	11.7	41	0
2015*	Chiefs	16	1	0	0	0.0	0	0	15	119	7.9	20	0
NFL TOTALS		148	53	2	2	1.0	1	0	346	4,118	11.9	58	13

2015 GAME-BY-GAME REGULAR SEASON STATISTICS (KANSAS CITY CHIEFS)

SEASON	OPPONENT	P/S	RECEIVING				RUSHING				W/L	SCORE
			NO	YDS	LG	TD	ATT	YDS	LG	TD		
09/13*	at Texans	P	0	0	0	0	0	0	0	0	W	27-20
09/17*	BRONCOS	P	0	0	0	0	0	0	0	0	L	24-31
09/28*	at Packers	P	2	8	5	0	0	0	0	0	L	28-38

10/04*	at Bengals	P	4	43	13	0	0	0	0	0	L	21-36
10/11*	BEARS	P	0	0	0	0	0	0	0	0	L	17-18
10/18*	at Vikings	P	1	4	4	0	0	0	0	0	L	10-16
10/25*	STEELERS	P	2	11	6	0	0	0	0	0	W	23-13
11/01*	LIONS	P	0	0	0	0	0	0	0	0	W	45-10
11/15*	at Broncos	P	0	0	0	0	0	0	0	0	W	29-13
11/22*	at Chargers	P	2	26	20	0	0	0	0	0	W	33-3
11/29*	BILLS	P	0	0	0	0	0	0	0	0	W	30-22
12/06*	at Raiders	P	0	0	0	0	0	0	0	0	W	34-20
12/13*	CHARGERS	P	0	0	0	0	0	0	0	0	W	10-3
12/20*	at Ravens	S	2	12	6	0	0	0	0	0	W	34-14
12/27*	BROWNS	P	0	0	0	0	0	0	0	0	W	17-13
01/03*	RAIDERS	P	2	15	8	0	0	0	0	0	W	23-17
2015 TOTALS16-1			15	119	20	0	0	0	0	0	11-5	

JASON AVANT'S NFL PLAYOFF STATISTICS

SEASON	TEAM	GP	GS	RUSHING					RECEIVING				
				NO.	YDS.	AVG.	LG	TD	NO.	YDS	AVG	LG	TD
2006	Eagles	2	0	0	0	0.0	0	0	0	0	0.0	0	0
2008	Eagles	3	2	0	0	0.0	0	0	11	113	10.3	21	0
2009	Eagles	1	1	0	0	0.0	0	0	2	32	16.0	20	0
2010	Eagles	1	0	0	0	0.0	0	0	7	93	13.3	24t	1
2013	Eagles	1	1	0	0	0.0	0	0	5	21	4.2	6	0
2015*	Chiefs	1	1	0	0	0.0	0	0	0	0	0.0	0	0
NFL TOTALS		9	5	0	0	0.0	0	0	25	259	10.4	24t	1

JASON AVANT'S NFL PLAYOFF RETURN STATISTICS

SEASON	TEAM	KICKOFF RETURNS					PUNT RETURNS					
		RET.	YDS.	AVG.	LG	TD	NO.	FC	YDS	AVG	LG	TD
2006	Eagles	0*	28	0.0	28	0	0	0	0	0.0	0	0
2008	Eagles	0	0	0.0	0	0	0	0	0	0.0	0	0
2009	Eagles	0	0	0.0	0	0	0	0	0	0.0	0	0
2010	Eagles	0	0	0.0	0	0	0	0	0	0.0	0	0
2013	Eagles	0	0	0.0	0	0	0	0	0	0.0	0	0
2015*	Chiefs	0	0	0.0	0	0	0	0	0	0.0	0	0
NFL TOTALS		0	28	0.0	28	0	0	0	0	0.0	0	0

*lateral

2006 GAME-BY-GAME PLAYOFF STATISTICS (PHILADELPHIA EAGLES)

OPPONENT		P/S	RECEIVING				RUSHING				W/L	SCORE
			NO	YDS	LG	TD	ATT	YDS	LG	TD		
01/07	GIANTS	P	0	0	0	0	0	0	0	0	W	23-20
01/13	at Saints	P	0	0	0	0	0	0	0	0	L	24-27
2006 TOTALS		2-0	0	0	0	0	0	0	0	0	1-1	

2008 GAME-BY-GAME PLAYOFF STATISTICS (PHILADELPHIA EAGLES)

OPPONENT		P/S	RECEIVING				RUSHING				W/L	SCORE
			NO	YDS	LG	TD	ATT	YDS	LG	TD		
01/04	at Vikings	S	5	47	13	0	0	0	0	0	W	26-14
01/11	at Giants	S	4	43	21	0	0	0	0	0	W	23-11
01/18	at Cardinals	P	2	23	14	0	0	0	0	0	L	25-32

12/27*	BROWNS	P	0	0	0	0	0	0	0	0	W	17-13
01/03*	RAIDERS	P	0	0	0	0	0	0	0	0	W	23-17
2015 TOTALS			9-0	1	6	6	0	0	0	0	11-5	

BRIAN PARKER'S NFL PLAYOFF STATISTICS

SEASON	TEAM	GP	GS	RUSHING					RECEIVING				
				NO.	YDS.	AVG.	LG	TD	NO.	YDS	AVG	LG	TD
2015*	Chiefs	1	0	0	0	0.0	0	0	0	0	0.0	0	0
NFL TOTALS		1	0	0	0	0.0	0	0	0	0	0.0	0	0

2015 GAME-BY-GAME PLAYOFF STATISTICS (KANSAS CITY CHIEFS)

OPPONENT	P/S	RECEIVING					RUSHING					W/L	SCORE
		NO	YDS	LG	TD	ATT	YDS	LG	TD	W/L	SCORE		
01/09* at Texans	P	0	0	0	0	0	0	0	0	W	30-0		
2015 TOTALS		1-0	0	0	0	0	0	0	0	1-0			

84	Demetrius Harris	TE	6-7	230	24	2	UW-Milwaukee	FA-14
----	------------------	----	-----	-----	----	---	--------------	-------

DEMETRIUS HARRIS' NFL REGULAR SEASON RUSHING STATISTICS

SEASON	TEAM	GP	GS	RUSHING					RECEIVING				
				NO.	YDS.	AVG.	LG	TD	NO.	YDS	AVG	LG	TD
2014	Chiefs	8	3	0	0	0.0	0	0	3	20	6.7	10	0
2015*	Chiefs	16	9	0	0	0.0	0	0	7	74	10.6	25	1
NFL TOTALS		24	12	0	0	0.0	0	0	10	94	9.4	25	1

2015 GAME-BY-GAME REGULAR SEASON STATISTICS (KANSAS CITY CHIEFS)

SEASON	OPPONENT	P/S	RECEIVING				RUSHING				W/L	SCORE
			NO	YDS	LG	TD	ATT	YDS	LG	TD		
09/13*	at Texans	P	0	0	0	0	0	0	0	0	W	27-20
09/17*	BRONCOS	S	0	0	0	0	0	0	0	0	L	24-31
09/28*	at Packers	S	0	0	0	0	0	0	0	0	L	28-38
10/04*	at Bengals	S	0	0	0	0	0	0	0	0	L	21-36
10/11*	BEARS	P	0	0	0	0	0	0	0	0	L	17-18
10/18*	at Vikings	S	2	15	9	0	0	0	0	0	L	10-16
10/25*	STEELERS	P	0	0	0	0	0	0	0	0	W	23-13
11/01*	LIONS	S	0	0	0	0	0	0	0	0	W	45-10
11/15*	at Broncos	S	0	0	0	0	0	0	0	0	W	29-13
11/22*	at Chargers	S	2	26	25	0	0	0	0	0	W	33-3
11/29*	BILLS	S	0	0	0	0	0	0	0	0	W	30-22
12/06*	at Raiders	S	0	0	0	0	0	0	0	0	W	34-20
12/13*	CHARGERS	P	2	18	12	0	0	0	0	0	W	10-3
12/20*	at Ravens	P	0	0	0	0	0	0	0	0	W	34-14
12/27*	BROWNS	P	0	0	0	0	0	0	0	0	W	17-13
01/03*	RAIDERS	P	1	15	15t	1	0	0	0	0	W	23-17
2015 TOTALS		16-9	7	74	25	1	0	0	0	0	11-5	

DEMETRIUS HARRIS'S NFL PLAYOFF STATISTICS

SEASON	TEAM	GP	GS	RUSHING					RECEIVING				
				NO.	YDS.	AVG.	LG	TD	NO.	YDS	AVG	LG	TD
2015*	Chiefs	1	0	0	0	0.0	0	0	0	0	0.0	0	0
NFL TOTALS		1	0	0	0	0.0	0	0	0	0	0.0	0	0

2015 GAME-BY-GAME PLAYOFF STATISTICS (KANSAS CITY CHIEFS)

OPPONENT	P/S	RECEIVING				RUSHING				W/L	SCORE
		NO	YDS	LG	TD	ATT	YDS	LG	TD		
01/09* at Texans	P	0	0	0	0	0	0	0	0	W	30-0
2015 TOTALS	1-0	0	0	0	0	0	0	0	0	1-0	

85	Frankie Hammond	WR	6-1	184	25	2	Florida	FA-15
----	-----------------	----	-----	-----	----	---	---------	-------

FRANKIE HAMMOND’S NFL REGULAR SEASON RUSHING STATISTICS

SEASON	TEAM	GP	GS	RUSHING					RECEIVING				
				NO.	YDS.	AVG.	LG	TD	NO.	YDS	AVG	LG	TD
2014	Chiefs	16	3	0	0	0.0	0	0	4	45	11.3	22	0
2015*	Chiefs	0	0	0.0	0	0	14	3	115	8.2	29	0	
NFL TOTALS		2	74	37.0	37	0	29	7	315	10.9	47	0	

FRANKIE HAMMOND'S NFL REGULAR SEASON RETURN STATISTICS

SEASON	TEAM	KICKOFF RETURNS					PUNT RETURNS					
		RET.	YDS.	AVG.	LG	TD	NO.	FC	YDS	AVG	LG	TD
2014	Chiefs	2	74	37.0	37	0	15	4	200	13.3	47	0
2015*	Chiefs	0	0	0.0	0	0	9	3	76	8.4	29	0
NFL TOTALS		2	74	37.0	37	0	24	7	276	11.5	47	0

2015 GAME-BY-GAME REGULAR SEASON STATISTICS (KANSAS CITY CHIEFS)

SEASON	OPPONENT	P/S	RECEIVING				RUSHING				W/L	SCORE
			NO	YDS	LG	TD	ATT	YDS	LG	TD		

09/13*	at Texans	NOT ACTIVE									W	27-20
09/17*	BRONCOS	NOT ACTIVE									L	24-31
09/28*	at Packers	NOT ACTIVE									L	28-38
10/04*	at Bengals	P	0	0	0	0	0	0	0	0	L	21-36
10/11*	BEARS	P	0	0	0	0	0	0	0	0	L	17-18
10/18*	at Vikings	NOT ACTIVE									L	10-16
10/25*	STEELERS	P	0	0	0	0	0	0	0	0	W	23-13
11/01*	LIONS	NOT ACTIVE									W	45-10
11/15*	at Broncos	PRACTICE SQUAD									W	29-13
11/22*	at Chargers	PRACTICE SQUAD									W	33-3
11/29*	BILLS	P	0	0	0	0	0	0	0	0	W	30-22
12/06*	at Raiders	P	0	0	0	0	0	0	0	0	W	34-20
12/13*	CHARGERS	P	0	0	0	0	0	0	0	0	W	10-3
12/20*	at Ravens	P	0	0	0	0	0	0	0	0	W	34-14
12/27*	BROWNS	P	0	0	0	0	0	0	0	0	W	17-13
01/03*	RAIDERS	P	0	0	0	0	0	0	0	0	W	23-17
2015 TOTALS		9-0	0	0	0	0	0	0	0	0	11-5	

FRANKIE HAMMOND'S NFL PLAYOFF STATISTICS

SEASON	TEAM	GP	GS	RUSHING					RECEIVING				
				NO.	YDS.	AVG.	LG	TD	NO.	YDS	AVG	LG	TD
2015*	Chiefs	1	0	0	0	0.0	0	0	1	3	3.0	3	0
NFL TOTALS		1	0	0	0	0.0	0	0	1	3	3.0	3	0

FRANKIE HAMMOND'S NFL PLAYOFF RETURN STATISTICS

KICKOFF RETURNS

PUNT RETURNS

SEASON	TEAM	RET.	YDS.	AVG.	LG	TD	NO.	FC	YDS	AVG	LG	TD
2015*	Chiefs	0	0	0.0	0	0	4	1	34	8.5	14	0
NFL TOTALS		0	0	0.0	0	0	4	1	34	8.5	14	0

2015 GAME-BY-GAME PLAYOFF STATISTICS (KANSAS CITY CHIEFS)

OPPONENT	P/S	RECEIVING				RUSHING				W/L	SCORE
		NO	YDS	LG	TD	ATT	YDS	LG	TD		
01/09* at Texans	P	1	3	3	0	0	0	0	0	W	30-0
2015 TOTALS		1-0	1	3	3	0	0	0	0	1-0	

87	Travis Kelce	TE	6-5	260	26	3	Cincinnati	D3a-13
----	--------------	----	-----	-----	----	---	------------	--------

TRAVIS KELCE'S NFL REGULAR SEASON RUSHING STATISTICS

SEASON	TEAM	GP	GS	RUSHING					RECEIVING				
				NO.	YDS.	AVG.	LG	TD	NO.	YDS	AVG	LG	TD
2013	Chiefs	1	0	0	0	0.0	0	0	0	0	0.0	0	0
2014	Chiefs	16	11	0	0	0.0	0	0	67	862	12.9	34	5
2015*	Chiefs	16	16	0	0	0.0	0	0	72	875	12.2	42t	5
NFL TOTALS		33	27	0	0	0.0	0	0	139	1,737	12.5	42t	10

2015 GAME-BY-GAME REGULAR SEASON STATISTICS (KANSAS CITY CHIEFS)

SEASON	OPPONENT	P/S	RECEIVING				RUSHING				W/L	SCORE
			NO	YDS	LG	TD	ATT	YDS	LG	TD		
09/13*	at Texans	S	6	106	42t	2	0	0	0	0	W	27-20
09/17*	BRONCOS	S	4	58	29	0	0	0	0	0	L	24-31
09/28*	at Packers	S	6	80	38	0	0	0	0	0	L	28-38

10/04*	at Bengals	S	5	49	14	0	0	0	0	0	L	21-36
10/11*	BEARS	S	3	35	16	0	0	0	0	0	L	17-18
10/18*	at Vikings	S	5	88	37	0	0	0	0	0	L	10-16
10/25*	STEELERS	S	5	73	26	0	0	0	0	0	W	23-13
11/01*	LIONS	S	6	49	18	1	0	0	0	0	W	45-10
11/15*	at Broncos	S	5	36	9	0	0	0	0	0	W	29-13
11/22*	at Chargers	S	5	46	16	0	0	0	0	0	W	33-3
11/29*	BILLS	S	4	69	38	1	0	0	0	0	W	30-22
12/06*	at Raiders	S	2	42	26	0	0	0	0	0	W	34-20
12/13*	CHARGERS	S	3	18	11	0	0	0	0	0	W	10-3
12/20*	at Ravens	S	6	73	29	0	0	0	0	0	W	34-14
12/27*	BROWNS	S	6	43	13t	1	0	0	0	0	W	17-13
01/03*	RAIDERS	S	1	10	10	0	0	0	0	0	W	23-17
2015 TOTALS			16-16	72	875	42t	5	0	0	0	0	11-5

TRAVIS KELCE'S NFL PLAYOFF STATISTICS

SEASON	TEAM	GP	GS	RUSHING					RECEIVING				
				NO.	YDS.	AVG.	LG	TD	NO.	YDS	AVG	LG	TD
2015*	Chiefs	1	1	0	0	0.0	0	0	8	128	16.0	48	0
NFL TOTALS		1	1	0	0	0.0	0	0	8	128	16.0	48	0

2015 GAME-BY-GAME PLAYOFF STATISTICS (KANSAS CITY CHIEFS)

OPPONENT	P/S	RECEIVING				RUSHING				W/L	SCORE
		NO	YDS	LG	TD	ATT	YDS	LG	TD		
01/09* at Texans	S	8	128	48	0	0	0	0	0	W	30-0
2015 TOTALS		1-1	8	128	48	0	0	0	0	1-0	

90	Josh Mauga	LB	6-1	245	28	6	Nevada	FA-14
----	------------	----	-----	-----	----	---	--------	-------

JOSH MAUGA'S NFL REGULAR SEASON STATISTICS

		TACKLES										INTERCEPTIONS					O. FUMB			ST		MISC	
SEASON	TEAM	GP	GS	TK	S	A	TFL	YDS	SK	YDS	QBH	NO	YDS	LG	TD	PD	FF	FR	YDS	S	A	S	A
2010	Jets	8	0	14	1	1	1	0	0.0	0.0	1	0	0	0	0	0	0	0	0	11	1	0	0
2011	Jets	16	1	25	9	7	1	0	0.0	0.0	0	1	11	11	0	1	0	0	0	8	1	0	0
2012	Jets	5	0	5	2	1	0	0	0.0	0.0	0	0	0	0	0	0	0	0	0	2	0	0	0
2014	Chiefs	16	16	103	82	21	4	14	0.5	3.5	6	0	0	0	0	3	0	0	0	0	0	0	0
2015*	Chiefs	14	14	57	45	12	4	14	1.0	9.0	1	2	70	66	0	3	0	0	0	1	0	0	0
NFL TOTALS		59	31	181	139	42	10.0	28.0	1.5	12.5	8	3	81	66	0	7	0	0	0	22	2.0	0	0.0

2015 GAME-BY-GAME REGULAR SEASON STATISTICS (KANSAS CITY CHIEFS)

		TACKLES							INTERCEPTIONS							O. FUMB			ST		MISC		
OPPONENT		P/S	TK	S	A	SK	YDS	TFL	YDS	QBH	NO	YDS	LG	TD	PD	FF	FR	YDS	S	A	S	A	W/L
09/13*	at Texans	S	5	2	3	0.0	0.0	0.0	0.0	0	0	0.0	0	0	0	0	0	0.0	0	0	0	0	W
09/17*	BRONCOS	S	3	3	0	0.0	0.0	1.0	3.0	0	0	0.0	0	0	0	0	0	0.0	0	0	0	0	L
09/28*	at Packers	S	4	3	1	0.0	0.0	0.0	0.0	0	0	0.0	0	0	1	0	0	0.0	1	0	0	0	L
10/04*	at Bengals	S	1	1	0	0.0	0.0	0.0	0.0	0	0	0.0	0	0	0	0	0	0.0	0	0	0	0	L
10/11*	BEARS	NOT ACTIVE																				L	
10/18*	at Vikings	NOT ACTIVE																				L	
10/25*	STEELERS	S	3	2	1	0.0	0.0	0.0	0.0	0	0	0.0	0	0	0	0	0	0.0	0	0	0	0	W
11/01*	LIONS	S	1	1	0	0.0	0.0	0.0	0.0	0	0	0.0	0	0	0	0	0	0.0	0	0	0	0	W
11/15*	at Broncos	S	2	2	0	0.0	0.0	0.0	0.0	0	1	4.0	4	0	1	0	0	0.0	0	0	0	0	W
11/22*	at Chargers	S	7	6	1	1.0	9.0	1.0	9.0	1	0	0.0	0	0	0	0	0	0.0	0	0	0	0	W

11/29*	BILLS	S	9	9	0	0.0	0.0	1.0	1.0	0	0	0.0	0	0	0	0	0	0.0	0	0	0	0	W	
12/06*	at Raiders	S	3	3	0	0.0	0.0	0.0	0.0	0	1	66.0	66	0	1	0	0	0.0	0	0	0	0	W	
12/13*	CHARGERS	S	2	1	1	0.0	0.0	1.0	1.0	0	0	0.0	0	0	0	0	0	0.0	0	0	0	0	W	
12/20*	at Ravens	S	8	4	4	0.0	0.0	0.0	0.0	0	0	0.0	0	0	0	0	0	0.0	0	0	0	0	W	
12/27*	BROWNS	S	7	7	0	0.0	0.0	0.0	0.0	0	0	0.0	0	0	0	0	0	0.0	0	0	0	0	W	
01/03*	RAIDERS	S	2	1	1	0.0	0.0	0.0	0.0	0	0	0.0	0	0	0	0	0	0.0	0	0	0	0	W	
2015 TOTALS			14-14	57	45	12	1	9.0	4.0	14.0	1.0	2	70.0	66	0	3	0	0	0.0	1	0	0	0	11-5

JOSH MAUGA'S NFL PLAYOFF STATISTICS

		TACKLES								INTERCEPTIONS						O. FUMB			ST		MISC		
SEASON	TEAM	GP	GS	TK	S	A	TFL	YDS	SK	YDS	QBH	NO	YDS	LG	TD	PD	FF	FR	YDS	S	A	S	A
2010	Jets	3	0	0	0	0	0	0	0.0	0.0	0	0	0	0	0	0	0	0	0	1	2	0	0
2015*	Chiefs	1	1	3	3	0	0	0	0.0	0.0	0	1	20	20	0	1	0	0	0	0	0	0	0
NFL TOTALS		4	1	3	3	0	0.0	0.0	0.0	0.0	0	1	20	20	0	1	0	0	0	1	2.0	0	0.0

2010 GAME-BY-GAME PLAYOFF STATISTICS (NEW YORK JETS)

			TACKLES							INTERCEPTIONS							O. FUMB			ST		MISC			
OPPONENT			P/S	TK	S	A	SK	YDS	TFL	YDS	QBH	NO	YDS	LG	TD	PD	FF	FR	YDS	S	A	S	A	W/L	SCORE
01/08	at Colts	P	0	0	0	0.0	0.0	0.0	0.0	0	0	0.0	0	0	0	0	0	0	0.0	0	0	0	0	W	17-16
01/16	at Patriots	P	0	0	0	0.0	0.0	0.0	0.0	0	0	0.0	0	0	0	0	0	0	0.0	0	1	0	0	W	28-21
01/23	at Steelers	P	0	0	0	0.0	0.0	0.0	0.0	0	0	0.0	0	0	0	0	0	0	0.0	1	1	0	0	L	19-24
2010 TOTALS			3-0	0	0	0	0	0.0	0.0	0.0	0.0	0	0.0	0	0	0	0	0	0.0	1	2	0	0	2-1	

2015 GAME-BY-GAME PLAYOFF STATISTICS (KANSAS CITY CHIEFS)

		TACKLES							INTERCEPTIONS							O. FUMB			ST		MISC		
OPPONENT	P/S	TK	S	A	SK	YDS	TFL	YDS	QBH	NO	YDS	LG	TD	PD	FF	FR	YDS	S	A	S	A	W/L	SCORE

01/09*	at Texans	S	3	3	0	0.0	0.0	0.0	0.0	0	1	20.0	20	0	1	0	0	0.0	0	0	0	0	W	30-0
2015 TOTALS		1-1	3	3	0	0	0.0	0.0	0.0	0.0	1	20.0	20	0	1	0	0	0.0	0	0	0	0	1-0	

91	Tamba Hali	LB	6-3	275	32	10	Penn State	D1-06
----	------------	----	-----	-----	----	----	------------	-------

TAMBA HALI'S NFL REGULAR SEASON STATISTICS

		TACKLES								INTERCEPTIONS							O. FUMB			ST		MISC	
SEASON	TEAM	GP	GS	TK	S	A	TFL	YDS	SK	YDS	QBH	NO	YDS	LG	TD	PD	FF	FR	YDS	S	A	S	A
2006	Chiefs	16	16	65	55	10	0	0	8.0	48.0	7	1	-9	0	0	4	5	1	0	0	0	0	0
2007	Chiefs	16	16	60	52	8	0	0	7.5	50.0	11	0	0	0	0	2	2	0	0	0	0	0	0
2008	Chiefs	15	15	55	44	11	5	0	3.0	23.0	6	0	0	0	0	2	3	1	0	0	0	0	0
2009	Chiefs	16	16	66	35	31	9	0	8.5	45.5	11	0	0	0	0	1	4	0	0	0	0	0	0
2010	Chiefs	16	16	50	31	19	12	0	14.5	91.5	26	0	0	0	0	3	4	2	2	0	0	0	0
2011	Chiefs	16	16	83	68	15	12	0	12.0	80.0	27	0	0	0	0	0	4	0	0	0	0	0	0
2012	Chiefs	15	15	51	43	8	13	1	9.0	57.0	16	0	0	0	0	2	1	0	0	0	0	0	0
2013	Chiefs	15	15	46	39	7	12	90	11.0	78.5	15	1	10	10t	1	1	4	2	11	0	0	0	0
2014	Chiefs	16	16	59	47	12	7	29	6.0	40.0	11	0	0	0	0	0	3	1	0	0	0	0	0
2015*	Chiefs	15	14	48	39	9	11	55	6.5	53.0	18	0	0	0	0	1	2	0	0	0	0	0	0
NFL TOTALS		156	155	582	466	116	81.0	175.0	86.0	566.5	149	2	1	10t	1	16	32	7	13	0	0.0	0	0.0

2015 GAME-BY-GAME REGULAR SEASON STATISTICS (KANSAS CITY CHIEFS)

		TACKLES								INTERCEPTIONS						O. FUMB			ST		MISC		
OPPONENT		P/S	TK	S	A	SK	YDS	TFL	YDS	QBH	NO	YDS	LG	TD	PD	FF	FR	YDS	S	A	S	A	W/L
09/13*	at Texans	S	3	2	1	0.0	0.0	0.0	0.0	0	0	0.0	0	0	0	0	0	0.0	0	0	0	0	W
09/17*	BRONCOS	S	1	1	0	0.0	0.0	0.0	0.0	2	0	0.0	0	0	0	0	0	0.0	0	0	0	0	L
09/28*	at Packers	S	3	3	0	1.0	8.0	1.0	8.0	2	0	0.0	0	0	0	0	0	0.0	0	0	0	0	L

10/04*	at Bengals	S	1	0	1	0.0	0.0	0.0	0.0	0	0	0.0	0	0	0	0	0	0.0	0	0	0	0	L
10/11*	BEARS	S	2	2	0	0.0	0.0	0.0	0.0	0	0	0.0	0	0	0	0	0	0.0	0	0	0	0	L
10/18*	at Vikings	S	5	4	1	0.0	0.0	1.0	5.0	0	0	0.0	0	0	0	0	0	0.0	0	0	0	0	L
10/25*	STEELERS	S	5	4	1	2.0	17.0	1.0	8.0	2	0	0.0	0	0	0	1	0	0.0	0	0	0	0	W
11/01*	LIONS	S	2	0	2	0.5	3.0	0.0	0.0	2	0	0.0	0	0	0	0	0	0.0	0	0	0	0	W
11/15*	at Broncos	S	4	4	0	0.0	0.0	1.0	3.0	1	0	0.0	0	0	0	0	0	0.0	0	0	0	0	W
11/22*	at Chargers	S	5	5	0	2.0	20.0	3.0	20.0	3	0	0.0	0	0	0	0	0	0.0	0	0	0	0	W
11/29*	BILLS	S	4	3	1	1.0	5.0	0.0	0.0	3	0	0.0	0	0	0	1	0	0.0	0	0	0	0	W
12/06*	at Raiders	S	4	3	1	0.0	0.0	2.0	8.0	1	0	0.0	0	0	0	0	0	0.0	0	0	0	0	W
12/13*	CHARGERS	S	6	5	1	0.0	0.0	2.0	3.0	1	0	0.0	0	0	0	0	0	0.0	0	0	0	0	W
12/20*	at Ravens	S	3	3	0	0.0	0.0	0.0	0.0	1	0	0.0	0	0	1	0	0	0.0	0	0	0	0	W
12/27*	BROWNS	NOT ACTIVE																					W
01/03*	RAIDERS	P	1	1	0	0.0	0.0	0.0	0.0	0	0	0.0	0	0	0	0	0	0.0	0	0	0	0	W
2015 TOTALS		15-14	48	39	9	6.5	53.0	11.0	55.0	18.0	0	0.0	0	0	1	2	0	0.0	0	0	0	0	11-5

TAMBA HALI'S NFL PLAYOFF STATISTICS

		TACKLES										INTERCEPTIONS						O. FUMB			ST	MISC			
SEASON	TEAM	GP	GS	TK	S	A	TFL	YDS	SK	YDS	QBH	NO	YDS	LG	TD	PD	FF	FR	YDS	S	A	S	A		
2006	Chiefs	1	1	5	4	1	0	0	0.0	0.0	0	0	0	0	0	0	0	0	0	0	0	0	0		
2010	Chiefs	1	1	8	6	2	0	0	2.0	8.0	1	0	0	0	0	1	1	1	0	0	0	0	0		
2013	Chiefs	1	1	1	1	0	0	0	0.0	0.0	1	0	0	0	0	0	1	0	0	0	0	0	0		
2015*	Chiefs	1	0	2	0	2	0	0	0.0	0.0	0	0	0	0	0	0	0	0	0	0	0	0	0		
NFL TOTALS		4	3	16	11	5	0.0	0.0	2.0	8.0	2	0	0	0	0	1	2	1	0	0	0.0	0	0.0		

2006 GAME-BY-GAME PLAYOFF STATISTICS (KANSAS CITY CHIEFS)

		TACKLES										INTERCEPTIONS						O. FUMB			ST	MISC	
--	--	---------	--	--	--	--	--	--	--	--	--	---------------	--	--	--	--	--	---------	--	--	----	------	--

OPPONENT	P/S	TK	S	A	SK	YDS	TFL	YDS	QBH	NO	YDS	LG	TD	PD	FF	FR	YDS	S	A	S	A	W/L	SCORE
01/06 at Colts	S	5	4	1	0.0	0.0	0.0	0.0	0	0	0.0	0	0	0	0	0	0.0	0	0	0	0	L	8-23
2006 TOTALS	1-1	5	4	1	0	0.0	0.0	0.0	0.0	0	0.0	0	0	0	0	0	0.0	0	0	0	0	0-1	

2010 GAME-BY-GAME PLAYOFF STATISTICS (KANSAS CITY CHIEFS)

		TACKLES								INTERCEPTIONS						O. FUMB			ST		MISC			
OPPONENT		P/S	TK	S	A	SK	YDS	TFL	YDS	QBH	NO	YDS	LG	TD	PD	FF	FR	YDS	S	A	S	A	W/L	SCORE
01/09	RAVENS	S	8	6	2	2.0	8.0	0.0	0.0	1	0	0.0	0	0	1	1	1	0.0	0	0	0	0	L	7-30
2010 TOTALS		1-1	8	6	2	2	8.0	0.0	0.0	1.0	0	0.0	0	0	1	1	1	0.0	0	0	0	0	0-1	

2013 GAME-BY-GAME PLAYOFF STATISTICS (KANSAS CITY CHIEFS)

		TACKLES							INTERCEPTIONS							O. FUMB			ST		MISC			
OPPONENT		P/S	TK	S	A	SK	YDS	TFL	YDS	QBH	NO	YDS	LG	TD	PD	FF	FR	YDS	S	A	S	A	W/L	SCORE
01/04	at Colts	S	1	1	0	0.0	0.0	0.0	0.0	1	0	0.0	0	0	0	1	0	0.0	0	0	0	0	L	44-45
2013 TOTALS		1-1	1	1	0	0	0.0	0.0	0.0	1.0	0	0.0	0	0	0	1	0	0.0	0	0	0	0	0-1	

2015 GAME-BY-GAME PLAYOFF STATISTICS (KANSAS CITY CHIEFS)

		TACKLES							INTERCEPTIONS							O. FUMB			ST		MISC			
OPPONENT	P/S	TK	S	A	SK	YDS	TFL	YDS	QBH	NO	YDS	LG	TD	PD	FF	FR	YDS	S	A	S	A	W/L	SCORE	
01/09* at Texans	P	2	0	2	0.0	0.0	0.0	0.0	0	0	0.0	0	0	0	0	0	0.0	0	0	0	0	W	30-0	
2015 TOTALS	1-0	2	0	2	0	0.0	0.0	0.0	0.0	0	0.0	0	0	0	0	0	0.0	0	0	0	0	1-0		

92	Dontari Poe	DT	6-3	346	25	4	Memphis	D1-12
----	-------------	----	-----	-----	----	---	---------	-------

DONTARI POE'S NFL REGULAR SEASON STATISTICS

		TACKLES								INTERCEPTIONS						O. FUMB			ST		MISC		
SEASON	TEAM	GP	GS	TK	S	A	TFL	YDS	SK	YDS	QBH	NO	YDS	LG	TD	PD	FF	FR	YDS	S	A	S	A

2012	Chiefs	16	16	38	28	10	3	0	0.0	0.0	3	0	0	0	0	4	0	0	0	0	0	0	0
2013	Chiefs	15	15	51	43	8	5	29	4.5	30.5	7	0	0	0	0	4	0	0	0	0	0	0	0
2014	Chiefs	16	16	45	37	8	4	25	6.0	30.5	8	0	0	0	0	1	0	0	0	0	0	0	0
2015*	Chiefs	15	13	39	29	10	3	3	1.0	2.0	3	0	0	0	0	0	1	1	0	0	0	0	0
NFL TOTALS		62	60	173	137	36	15.0	57.0	11.5	63.0	21	0	0	0	0	9	1	1	0	0	0.0	0	0.0

2015 GAME-BY-GAME REGULAR SEASON STATISTICS (KANSAS CITY CHIEFS)

			TACKLES							INTERCEPTIONS							O. FUMB			ST		MISC		
OPPONENT	P/S		TK	S	A	SK	YDS	TFL	YDS	QBH	NO	YDS	LG	TD	PD	FF	FR	YDS	S	A	S	A	W/L	
09/13* at Texans	P		2	1	1	0.0	0.0	0.0	0.0	0	0	0.0	0	0	0	0	0	0.0	0	0	0	0	W	
09/17* BRONCOS	P		0	0	0	0.0	0.0	0.0	0.0	0	0	0.0	0	0	0	0	0	0.0	0	0	0	0	L	
09/28* at Packers	S		3	3	0	0.0	0.0	0.0	0.0	0	0	0.0	0	0	0	0	0	0.0	0	0	0	0	L	
10/04* at Bengals	S		4	2	2	0.0	0.0	1.0	1.0	0	0	0.0	0	0	0	0	0	0.0	0	0	0	0	L	
10/11* BEARS	S		4	2	2	0.0	0.0	0.0	0.0	0	0	0.0	0	0	0	0	0	0.0	0	0	0	0	L	
10/18* at Vikings	NOT ACTIVE																					L		
10/25* STEELERS	S		2	1	1	0.0	0.0	0.0	0.0	0	0	0.0	0	0	0	0	0	0.0	0	0	0	0	W	
11/01* LIONS	S		3	3	0	1.0	2.0	1.0	2.0	1	0	0.0	0	0	0	0	0	0.0	0	0	0	0	W	
11/15* at Broncos	S		2	1	1	0.0	0.0	0.0	0.0	0	0	0.0	0	0	0	0	0	0.0	0	0	0	0	W	
11/22* at Chargers	S		4	3	1	0.0	0.0	1.0	0.0	0	0	0.0	0	0	0	0	0	0.0	0	0	0	0	W	
11/29* BILLS	S		2	2	0	0.0	0.0	0.0	0.0	0	0	0.0	0	0	0	1	1	0.0	0	0	0	0	W	
12/06* at Raiders	S		2	2	0	0.0	0.0	0.0	0.0	0	0	0.0	0	0	0	0	0	0.0	0	0	0	0	W	
12/13* CHARGERS	S		2	2	0	0.0	0.0	0.0	0.0	2	0	0.0	0	0	1	0	0	0.0	0	0	0	0	W	
12/20* at Ravens	S		2	1	1	0.0	0.0	0.0	0.0	0	0	0.0	0	0	0	0	0	0.0	0	0	0	0	W	
12/27* BROWNS	S		6	5	1	0.0	0.0	0.0	0.0	0	0	0.0	0	0	0	0	0	0.0	0	0	0	0	W	
01/03* RAIDERS	S		1	1	0	0.0	0.0	0.0	0.0	0	0	0.0	0	0	0	0	0	0.0	0	0	0	0	W	
2015 TOTALS	15-13	39	29	10	1	2.0	3.0	3.0	3.0	0	0.0	0	0	0	0	1	1	0.0	0	0	0	0	11-5	

		TACKLES									INTERCEPTIONS					O. FUMB			ST		MISC		
SEASON	TEAM	GP	GS	TK	S	A	TFL	YDS	SK	YDS	QBH	NO	YDS	LG	TD	PD	FF	FR	YDS	S	A	S	A
2013	Chiefs	1	1	1	0	1	0	0	0.0	0.0	0	0	0	0	0	0	0	0	0	0	0	0	0
2015*	Chiefs	1	1	5	1	4	0	0	0.0	0.0	0	0	0	0	0	0	0	1	0	0	0	0	0
NFL TOTALS		2	2	6	1	5	0.0	0.0	0.0	0.0	0	0	0	0	0	0	0	1	0	0	0.0	0	0.0

		TACKLES							INTERCEPTIONS							O. FUMB			ST		MISC			
OPPONENT		P/S	TK	S	A	SK	YDS	TFL	YDS	QBH	NO	YDS	LG	TD	PD	FF	FR	YDS	S	A	S	A	W/L	SCORE
01/04	at Colts	S	1	0	1	0.0	0.0	0.0	0	0	0.0	0	0	0	0	0	0	0.0	0	0	0	0	L	44-45
2013 TOTALS		1-1	1	0	1	0	0.0	0.0	0.0	0.0	0	0.0	0	0	0	0	0	0.0	0	0	0	0	0-1	

		TACKLES						INTERCEPTIONS						O. FUMB			ST		MISC				
OPPONENT	P/S	TK	S	A	SK	YDS	TFL	YDS	QBH	NO	YDS	LG	TD	PD	FF	FR	YDS	S	A	S	A	W/L	SCORE
01/09* at Texans	S	5	1	4	0.0	0.0	0.0	0.0	0	0	0.0	0	0	0	0	1	0.0	0	0	0	0	W	30-0
2015 TOTALS	1-1	5	1	4	0	0.0	0.0	0.0	0.0	0	0.0	0	0	0	0	1	0.0	0	0	0	0	1-0	

DAVID KING'S NFL REGULAR SEASON STATISTICS

[illegible]

2015*	Seahawks	4	0	3	1	2	0	0	0.5	4.5	1	0	0	0	0	2	0	0	0	0	0	0	0
<i>Went from Seahawks to Chiefs.</i>																							
2015*	Chiefs	1	0	0	0	0	0	0	0.0	0.0	0	0	0	0	0	0	0	0	0	0	0	0	0
NFL TOTALS		8	0	4	2	2	1.0	6.0	1.5	10.5	3	0	0	0	0	2	0	0	0	0	0.0	0	0.0

2015 GAME-BY-GAME REGULAR SEASON STATISTICS (KANSAS CITY CHIEFS)

		TACKLES								INTERCEPTIONS						O. FUMB			ST		MISC			
OPPONENT		P/S	TK	S	A	SK	YDS	TFL	YDS	QBH	NO	YDS	LG	TD	PD	FF	FR	YDS	S	A	S	A	W/L	
09/13*	at Rams	NOT ACTIVE																					L	
09/20*	at Packers	NOT ACTIVE																					L	
09/27*	BEARS	NOT ACTIVE																					W	
10/05*	LIONS	P	1	0	1	0.0	0.0	0.0	0.0	0	0	0.0	0	0	0	0	0	0.0	0	0	0	0	W	
10/11*	at Bengals	P	0	0	0	0.0	0.0	0.0	0.0	0	0	0.0	0	0	1	0	0	0.0	0	0	0	0	L	
10/18*	PANTHERS	P	0	0	0	0.0	0.0	0.0	0.0	0	0	0.0	0	0	1	0	0	0.0	0	0	0	0	L	
10/22*	at 49ers	P	2	1	1	0.5	4.5	0.0	0.0	1	0	0.0	0	0	0	0	0	0.0	0	0	0	0	W	
11/01*	at Cowboys	NOT ACTIVE																					W	
11/15*	CARDINALS	NOT ACTIVE																					L	
Went from Seattle Seahawks to Kansas City Chiefs.																								
11/22*	at Chargers	NOT ACTIVE																					W	
11/29*	BILLS	NOT ACTIVE																					W	
12/06*	at Raiders	NOT ACTIVE																					W	
12/13*	CHARGERS	P	0	0	0	0.0	0.0	0.0	0.0	0	0	0.0	0	0	0	0	0	0.0	0	0	0	0	W	
12/20*	at Ravens	NOT ACTIVE																					W	
12/27*	BROWNS	NOT ACTIVE																					W	
01/03*	RAIDERS	NOT ACTIVE																					W	
2015 TOTALS		5-0	3	1	2	0.5	4.5	0.0	0.0	1.0	0	0.0	0	0	2	0	0	0.0	0	0	0	0	12-5	

DAVID KING'S NFL PLAYOFF STATISTICS

		TACKLES								INTERCEPTIONS							O. FUMB			ST		MISC	
SEASON	TEAM	GP	GS	TK	S	A	TFL	YDS	SK	YDS	QBH	NO	YDS	LG	TD	PD	FF	FR	YDS	S	A	S	A
2014	Seahawks	1	0	0	0	0	0	0	0.0	0.0	0	0	0	0	0	0	0	0	0	0	0	0	0
2015*	Chiefs	0	0	0	0	0	0	0	0.0	0.0	0	0	0	0	0	0	0	0	0	0	0	0	0
NFL TOTALS		1	0	0	0	0	0.0	0.0	0.0	0.0	0	0	0	0	0	0	0	0	0	0	0.0	0	0.0

2014 GAME-BY-GAME PLAYOFF STATISTICS (SEATTLE SEAHAWKS)

		TACKLES								INTERCEPTIONS							O. FUMB			ST		MISC		W/L	SCORE
OPPONENT	P/S	TK	S	A	SK	YDS	TFL	YDS	QBH	NO	YDS	LG	TD	PD	FF	FR	YDS	S	A	S	A	S	A		
01/10	PANTHERS	P	0	0	0	0.0	0.0	0.0	0.0	0	0	0.0	0	0	0	0	0	0	0	0	0	0	0	W	31-17
01/18	PACKERS	NOT ACTIVE																						W	28-22+
02/01	PATRIOTS	NOT ACTIVE																						L	24-28
2014 TOTALS		1-0	0	0	0	0	0.0	0.0	0.0	0.0	0	0.0	0	0	0	0	0	0.0	0	0	0	0	0	2-1	

2015 GAME-BY-GAME PLAYOFF STATISTICS (KANSAS CITY CHIEFS)

		TACKLES								INTERCEPTIONS							O. FUMB			ST		MISC		W/L	SCORE
OPPONENT	P/S	TK	S	A	SK	YDS	TFL	YDS	QBH	NO	YDS	LG	TD	PD	FF	FR	YDS	S	A	S	A	S	A		
01/09*	at Texans	NOT ACTIVE																						W	30-0
2015 TOTALS		0-0	0	0	0	0	0.0	0.0	0.0	0.0	0	0.0	0	0	0	0	0	0.0	0	0	0	0	0	1-0	

96	Jaye Howard	DL	6-3	301	26	4	Florida	W (SEA)-13
----	-------------	----	-----	-----	----	---	---------	------------

JAYE HOWARD'S NFL REGULAR SEASON STATISTICS

		TACKLES								INTERCEPTIONS							O. FUMB			ST		MISC	
--	--	---------	--	--	--	--	--	--	--	---------------	--	--	--	--	--	--	---------	--	--	----	--	------	--

SEASON	TEAM	GP	GS	TK	S	A	TFL	YDS	SK	YDS	QBH	NO	YDS	LG	TD	PD	FF	FR	YDS	S	A	S	A
2012	Seahawks	2	0	0	0	0	0	0	0.0	0.0	0	0	0	0	0	0	0	0	0	0	0	0	0
2013	Chiefs	3	1	6	5	1	0	0	0.0	0.0	0	0	0	0	0	0	0	0	0	0	0	0	0
2014	Chiefs	16	10	36	24	12	4	5	1.0	4.0	6	0	0	0	0	1	0	0	0	0	0	0	0
2015*	Chiefs	16	13	57	36	21	11	51	5.5	33.0	9	0	0	0	0	0	1	2	-1	0	0	0	0
NFL TOTALS		37	24	99	65	34	15.0	56.0	6.5	37.0	15	0	0	0	0	1	1	2	-1	0	0.0	0	0.0

2015 GAME-BY-GAME REGULAR SEASON STATISTICS (KANSAS CITY CHIEFS)

			TACKLES							INTERCEPTIONS					O. FUMB			ST		MISC				
OPPONENT			P/S	TK	S	A	SK	YDS	TFL	YDS	QBH	NO	YDS	LG	TD	PD	FF	FR	YDS	S	A	S	A	W/L
09/13*	at Texans	S	5	2	3	1.0	8.0	1.0	8.0	1	0	0.0	0	0	0	0	0	0	0.0	0	0	0	0	W
09/17*	BRONCOS	S	7	7	0	0.0	0.0	0.0	0.0	0	0	0.0	0	0	0	0	0	0	0.0	0	0	0	0	L
09/28*	at Packers	P	8	5	3	0.0	0.0	3.0	5.0	0	0	0.0	0	0	0	0	0	0	0.0	0	0	0	0	L
10/04*	at Bengals	P	3	0	3	0.0	0.0	0.0	0.0	0	0	0.0	0	0	0	0	0	0	0.0	0	0	0	0	L
10/11*	BEARS	S	6	3	3	0.5	4.0	1.0	1.0	1	0	0.0	0	0	0	0	0	0	0.0	0	0	0	0	L
10/18*	at Vikings	S	2	1	1	0.0	0.0	1.0	6.0	0	0	0.0	0	0	0	0	0	0	0.0	0	0	0	0	L
10/25*	STEELERS	P	3	1	2	0.0	0.0	0.0	0.0	0	0	0.0	0	0	0	0	0	1	-1.0	0	0	0	0	W
11/01*	LIONS	S	2	1	1	0.0	0.0	0.0	0.0	0	0	0.0	0	0	0	0	0	0	0.0	0	0	0	0	W
11/15*	at Broncos	S	4	3	1	1.0	2.0	0.0	0.0	2	0	0.0	0	0	0	0	1	0	0.0	0	0	0	0	W
11/22*	at Chargers	S	3	1	2	0.0	0.0	0.0	0.0	0	0	0.0	0	0	0	0	0	0	0.0	0	0	0	0	W
11/29*	BILLS	S	2	2	0	0.0	0.0	0.0	0.0	1	0	0.0	0	0	0	0	0	1	0.0	0	0	0	0	W
12/06*	at Raiders	S	1	1	0	0.0	0.0	0.0	0.0	0	0	0.0	0	0	0	0	0	0	0.0	0	0	0	0	W
12/13*	CHARGERS	S	2	2	0	1.0	7.0	1.0	7.0	1	0	0.0	0	0	0	0	0	0	0.0	0	0	0	0	W
12/20*	at Ravens	S	3	2	1	1.0	5.0	1.0	5.0	1	0	0.0	0	0	0	0	0	0	0.0	0	0	0	0	W
12/27*	BROWNS	S	2	2	0	0.0	0.0	0.0	0.0	1	0	0.0	0	0	0	0	0	0	0.0	0	0	0	0	W
01/03*	RAIDERS	S	4	3	1	1.0	7.0	3.0	19.0	1	0	0.0	0	0	0	0	0	0	0.0	0	0	0	0	W

2015 TOTALS 16-13 57 36 21 5.5 33.0 11.0 51.0 9.0 0 0.0 0 0 0 1 2 -1.0 0 0 0 0 11-5

JAYE HOWARD'S NFL PLAYOFF STATISTICS

		TACKLES									INTERCEPTIONS						O. FUMB			ST		MISC	
SEASON	TEAM	GP	GS	TK	S	A	TFL	YDS	SK	YDS	QBH	NO	YDS	LG	TD	PD	FF	FR	YDS	S	A	S	A
2012	Seahawks	0	0	0	0	0	0	0	0.0	0.0	0	0	0	0	0	0	0	0	0	0	0	0	0
2013	Chiefs	1	0	2	2	0	0	0	0.0	0.0	0	0	0	0	0	0	0	0	0	0	0	0	0
2015*	Chiefs	1	1	4	3	1	1	7	1.0	7.0	1	0	0	0	0	0	0	0	0	0	0	0	0
NFL TOTALS		2	1	6	5	1	1.0	7.0	1.0	7.0	1	0	0	0	0	0	0	0	0	0	0.0	0	0.0

2012 GAME-BY-GAME PLAYOFF STATISTICS (SEATTLE SEAHAWKS)

		TACKLES						INTERCEPTIONS						O. FUMB			ST		MISC				
OPPONENT	P/S	TK	S	A	SK	YDS	TFL	YDS	QBH	NO	YDS	LG	TD	PD	FF	FR	YDS	S	A	S	A	W/L	SCORE
01/06	at Redskins	NOT ACTIVE																				W	24-14
01/13	at Falcons	NOT ACTIVE																				L	28-30
2012 TOTALS		0-0	0	0	0	0	0.0	0.0	0.0	0.0	0	0.0	0	0	0	0	0	0.0	0	0	0	0	1-1

2013 GAME-BY-GAME PLAYOFF STATISTICS (KANSAS CITY CHIEFS)

		TACKLES							INTERCEPTIONS							O. FUMB			ST		MISC			
OPPONENT		P/S	TK	S	A	SK	YDS	TFL	YDS	QBH	NO	YDS	LG	TD	PD	FF	FR	YDS	S	A	S	A	W/L	SCORE
01/04	at Colts	P	2	2	0	0.0	0.0	0.0	0.0	0	0	0.0	0	0	0	0	0	0.0	0	0	0	0	L	44-45
2013 TOTALS		1-0	2	2	0	0	0.0	0.0	0.0	0.0	0	0.0	0	0	0	0	0	0.0	0	0	0	0	0-1	

2015 GAME-BY-GAME PLAYOFF STATISTICS (KANSAS CITY CHIEFS)

		TACKLES							INTERCEPTIONS							O. FUMB			ST		MISC			
OPPONENT	P/S	TK	S	A	SK	YDS	TFL	YDS	QBH	NO	YDS	LG	TD	PD	FF	FR	YDS	S	A	S	A	W/L	SCORE	

01/09*	at Texans	S	4	3	1	1.0	7.0	1.0	7.0	1	0	0.0	0	0	0	0	0.0	0	0	0	0	W	30-0
2015 TOTALS		1-1	4	3	1	1	7.0	1.0	7.0	1.0	0	0.0	0	0	0	0	0.0	0	0	0	0	1-0	

97	Allen Bailey	DL	6-3	288	26	5	Miami (Fla.)	D3b-11
----	--------------	----	-----	-----	----	---	--------------	--------

ALLEN BAILEY'S NFL REGULAR SEASON STATISTICS

		TACKLES								INTERCEPTIONS						O. FUMB			ST		MISC		
SEASON	TEAM	GP	GS	TK	S	A	TFL	YDS	SK	YDS	QBH	NO	YDS	LG	TD	PD	FF	FR	YDS	S	A	S	A
2011	Chiefs	16	0	10	8	2	4	0	1.0	9.0	3	0	0	0	0	2	0	1	0	0	0	0	0
2012	Chiefs	10	1	5	3	2	0	0	0.0	0.0	0	0	0	0	0	0	0	1	1	0	0	0	0
2013	Chiefs	15	3	30	25	5	1	8	1.0	8.0	2	0	0	0	0	2	0	0	0	0	0	0	0
2014	Chiefs	14	14	41	27	14	10	38	5.0	32.0	8	0	0	0	0	2	0	0	0	0	0	0	0
2015*	Chiefs	12	12	38	26	12	7	21	4.5	22.0	8	0	0	0	0	0	2	1	0	0	0	0	0
NFL TOTALS		67	30	124	89	35	22.0	67.0	11.5	71.0	21	0	0	0	0	6	2	3	1	0	0.0	0	0.0

2015 GAME-BY-GAME REGULAR SEASON STATISTICS (KANSAS CITY CHIEFS)

			TACKLES						INTERCEPTIONS						O. FUMB			ST		MISC				
OPPONENT			P/S	TK	S	A	SK	YDS	TFL	YDS	QBH	NO	YDS	LG	TD	PD	FF	FR	YDS	S	A	S	A	W/L
09/13*	at Texans	S	4	3	1	2.0	10.0	2.0	10.0	2	0	0.0	0	0	0	0	0	1	0.0	0	0	0	0	W
09/17*	BRONCOS	S	2	2	0	0.0	0.0	0.0	0.0	0	0	0.0	0	0	0	0	0	0	0.0	0	0	0	0	L
09/28*	at Packers	S	1	0	1	0.0	0.0	0.0	0.0	1	0	0.0	0	0	0	0	0	0	0.0	0	0	0	0	L
10/04*	at Bengals	S	3	2	1	0.0	0.0	0.0	0.0	0	0	0.0	0	0	0	0	0	0	0.0	0	0	0	0	L
10/11*	BEARS	S	7	5	2	1.5	7.0	1.0	3.0	2	0	0.0	0	0	0	1	0	0	0.0	0	0	0	0	L
10/18*	at Vikings	S	8	5	3	1.0	5.0	3.0	7.0	2	0	0.0	0	0	0	1	0	0	0.0	0	0	0	0	L
10/25*	STEELERS	S	5	3	2	0.0	0.0	0.0	0.0	0	0	0.0	0	0	0	0	0	0	0.0	0	0	0	0	W
11/01*	LIONS	S	1	1	0	0.0	0.0	0.0	0.0	0	0	0.0	0	0	0	0	0	0	0.0	0	0	0	0	W

11/15*	at Broncos	NOT ACTIVE																				W		
11/22*	at Chargers	NOT ACTIVE																				W		
11/29*	BILLS	NOT ACTIVE																				W		
12/06*	at Raiders	NOT ACTIVE																				W		
12/13*	CHARGERS	S	1	1	0	0.0	0.0	0.0	0.0	0	0	0.0	0	0	0	0	0	0.0	0	0	0	0	W	
12/20*	at Ravens	S	1	0	1	0.0	0.0	0.0	0.0	0	0	0.0	0	0	0	0	0	0.0	0	0	0	0	W	
12/27*	BROWNS	S	3	2	1	0.0	0.0	0.0	0.0	0	0	0.0	0	0	0	0	0	0.0	0	0	0	0	W	
01/03*	RAIDERS	S	2	2	0	0.0	0.0	1.0	1.0	0	0	0.0	0	0	0	0	0	0.0	0	0	0	0	W	
2015 TOTALS		12-12	38	26	12	4.5	22.0	7.0	21.0	8.0	0	0.0	0	0	0	0	2	1	0.0	0	0	0	0	11-5

ALLEN BAILEY'S NFL PLAYOFF STATISTICS

		TACKLES										INTERCEPTIONS					O. FUMB			ST		MISC	
SEASON	TEAM	GP	GS	TK	S	A	TFL	YDS	SK	YDS	QBH	NO	YDS	LG	TD	PD	FF	FR	YDS	S	A	S	A
2013	Chiefs	1	0	0	0	0	0	0	0.0	0.0	0	0	0	0	0	1	0	0	0	0	0	0	0
2015*	Chiefs	1	1	4	3	1	0	0	2.0	17.0	2	0	0	0	0	0	2	0	0	0	0	0	0
NFL TOTALS		2	1	4	3	1	0.0	0.0	2.0	17.0	2	0	0	0	0	1	2	0	0	0	0.0	0	0.0

2013 GAME-BY-GAME PLAYOFF STATISTICS (KANSAS CITY CHIEFS)

		TACKLES										INTERCEPTIONS					O. FUMB			ST		MISC	
OPPONENT	P/S	TK	S	A	SK	YDS	TFL	YDS	QBH	NO	YDS	LG	TD	PD	FF	FR	YDS	S	A	S	A	W/L	SCORE
01/04 at Colts	P	0	0	0	0.0	0.0	0.0	0.0	0	0	0.0	0	0	1	0	0	0.0	0	0	0	0	L	44-45
2013 TOTALS		1-0	0	0	0	0	0.0	0.0	0.0	0.0	0	0.0	0	0	1	0	0	0.0	0	0	0	0	0-1

2015 GAME-BY-GAME PLAYOFF STATISTICS (KANSAS CITY CHIEFS)

		TACKLES										INTERCEPTIONS					O. FUMB			ST		MISC	
OPPONENT	P/S	TK	S	A	SK	YDS	TFL	YDS	QBH	NO	YDS	LG	TD	PD	FF	FR	YDS	S	A	S	A	W/L	SCORE

01/09*	at Texans	S	4	3	1	2.0	17.0	0.0	0.0	2	0	0.0	0	0	0	2	0	0.0	0	0	0	0	W	30-0
2015 TOTALS		1-1	4	3	1	2	17.0	0.0	0.0	2	0	0.0	0	0	0	2	0	0.0	0	0	0	0	1-0	

98	Nick Williams	DL	6-4	309	25	2	Samford	FA-14
----	---------------	----	-----	-----	----	---	---------	-------

NICK WILLIAMS' NFL REGULAR SEASON STATISTICS

		TACKLES								INTERCEPTIONS						O. FUMB				ST		MISC	
SEASON	TEAM	GP	GS	TK	S	A	TFL	YDS	SK	YDS	QBH	NO	YDS	LG	TD	PD	FF	FR	YDS	S	A	S	A
2014	Chiefs	2	0	0	0	0	0	0	0.0	0.0	0	0	0	0	0	0	0	0	0	0	0	0	0
2015*	Chiefs	14	0	9	5	4	0	0	0.0	0.0	0	0	0	0	0	0	0	0	0	0	0	0	0
NFL TOTALS		16	0	9	5	4	0.0	0.0	0.0	0.0	0	0	0	0	0	0	0	0	0	0	0.0	0	0.0

2015 GAME-BY-GAME REGULAR SEASON STATISTICS (KANSAS CITY CHIEFS)

		TACKLES							INTERCEPTIONS							O. FUMB			ST		MISC		
OPPONENT		P/S	TK	S	A	SK	YDS	TFL	YDS	QBH	NO	YDS	LG	TD	PD	FF	FR	YDS	S	A	S	A	W/L
09/13*	at Texans	P	0	0	0	0.0	0.0	0.0	0.0	0	0	0.0	0	0	0	0	0	0.0	0	0	0	0	W
09/17*	BRONCOS	P	1	1	0	0.0	0.0	0.0	0.0	0	0	0.0	0	0	0	0	0	0.0	0	0	0	0	L
09/28*	at Packers	DID NOT PLAY																				L	
10/04*	at Bengals	P	2	1	1	0.0	0.0	0.0	0.0	0	0	0.0	0	0	0	0	0	0.0	0	0	0	0	L
10/11*	BEARS	P	1	0	1	0.0	0.0	0.0	0.0	0	0	0.0	0	0	0	0	0	0.0	0	0	0	0	L
10/18*	at Vikings	P	3	2	1	0.0	0.0	0.0	0.0	0	0	0.0	0	0	0	0	0	0.0	0	0	0	0	L
10/25*	STEELERS	P	0	0	0	0.0	0.0	0.0	0.0	0	0	0.0	0	0	0	0	0	0.0	0	0	0	0	W
11/01*	LIONS	P	0	0	0	0.0	0.0	0.0	0.0	0	0	0.0	0	0	0	0	0	0.0	0	0	0	0	W
11/15*	at Broncos	P	0	0	0	0.0	0.0	0.0	0.0	0	0	0.0	0	0	0	0	0	0.0	0	0	0	0	W
11/22*	at Chargers	P	0	0	0	0.0	0.0	0.0	0.0	0	0	0.0	0	0	0	0	0	0.0	0	0	0	0	W
11/29*	BILLS	P	0	0	0	0.0	0.0	0.0	0.0	0	0	0.0	0	0	0	0	0	0.0	0	0	0	0	W

2015 GAME-BY-GAME REGULAR SEASON STATISTICS (KANSAS CITY CHIEFS)

		TACKLES							INTERCEPTIONS							O. FUMB			ST		MISC		
OPPONENT		P/S	TK	S	A	SK	YDS	TFL	YDS	QBH	NO	YDS	LG	TD	PD	FF	FR	YDS	S	A	S	A	W/L
09/13*	at Texans	NOT ACTIVE																					W
09/17*	BRONCOS	NOT ACTIVE																					L
09/28*	at Packers	NOT ACTIVE																					L
10/04*	at Bengals	NOT ACTIVE																					L
10/11*	BEARS	NOT ACTIVE																					L
10/18*	at Vikings	P	1	1	0	0.0	0.0	0.0	0.0	0	0	0.0	0	0	0	0	0	0.0	0	0	0	0	L
10/25*	STEELERS	P	0	0	0	0.0	0.0	0.0	0.0	0	0	0.0	0	0	0	0	0	0.0	0	0	0	0	W
11/01*	LIONS	P	2	2	0	0.0	0.0	0.0	0.0	0	0	0.0	0	0	0	0	0	0.0	0	0	0	0	W
11/15*	at Broncos	P	0	0	0	0.0	0.0	0.0	0.0	0	0	0.0	0	0	0	0	0	0.0	0	0	0	0	W
11/22*	at Chargers	P	1	1	0	0.0	0.0	0.0	0.0	0	0	0.0	0	0	0	0	0	0.0	0	0	0	0	W
11/29*	BILLS	P	0	0	0	0.0	0.0	0.0	0.0	0	0	0.0	0	0	0	0	0	0.0	0	0	0	0	W
12/06*	at Raiders	P	0	0	0	0.0	0.0	0.0	0.0	0	0	0.0	0	0	0	0	0	0.0	0	0	0	0	W
12/13*	CHARGERS	NOT ACTIVE																					W
12/20*	at Ravens	NOT ACTIVE																					W
12/27*	BROWNS	NOT ACTIVE																					W
01/03*	RAIDERS	NOT ACTIVE																					W
2015 TOTALS		7-0	4	4	0	0	0.0	0.0	0.0	0.0	0	0.0	0	0	0	0	0	0.0	0	0	0	0	11-5

RAKEEM NUNEZ-ROCHES'S NFL PLAYOFF STATISTICS

[illegible]

NFL TOTALS 0 0 0 0 0 0.0 0.0 0.0 0.0 0 0 0 0 0 0 0 0 0 0.0 0 0.0

2015 GAME-BY-GAME PLAYOFF STATISTICS (KANSAS CITY CHIEFS)

	TACKLES							INTERCEPTIONS							O. FUMB			ST		MISC			
OPPONENT	P/S	TK	S	A	SK	YDS	TFL	YDS	QBH	NO	YDS	LG	TD	PD	FF	FR	YDS	S	A	S	A	W/L	SCORE
01/09* at Texans	NOT ACTIVE																				W	30-0	
2015 TOTALS	0-0	0	0	0	0	0.0	0.0	0.0	0.0	0	0.0	0	0	0	0	0	0.0	0	0	0	0	1-0	



KANSAS CITY

CHIEFS

Feature Clippings

THIS IS CHIEFS KINGDOM

PLAYERS

1. Travis Kelce chasing Tony Gonzalez by studying his game (ESPN)	1
2. Instincts, passion help Chiefs' Marcus Peters make immediate impact (Kansas City Star)	3
3. Chiefs' running back Charcandrick West has overcome plenty on his path to the NFL (Kansas City Star)	7
4. The long journey of Justin Houston , one of the NFL's great mysteries (Sports Illustrated)	12
5. Emmitt Thomas predicts greatness for Chiefs rookie CB Marcus Peters (Topeka Capital-Journal)	18
6. Chiefs' Laurent Duvernay-Tardif juggles med school, life in NFL (Associated Press)	21
7. Receiver Jeremy Maclin brings feisty, edgy attitude to Chiefs (Kansas City Star)	24
8. With the support of Chiefs' 'family,' Eric Berry back to being himself (Kansas City Star)	29
9. Defensive back Ron Parker is Chiefs' 'ultimate team guy' (Kansas City Star)	35
10. Rookie C Mitch Morse Has Been the Rock For an Ever-Changing Chiefs OL (Chiefs.com)	37
11. Tamba Hali beat odds to become one of NFL's great pass-rushers (ESPN)	40
12. Chiefs linebacker Derrick Johnson is playing better than ever, and here's why that's remarkable (Kansas City Star)	43
13. How Alex Smith's running ability has lifted the Chiefs' offense (Kansas City Star)	47
14. Eric Berry's cancer doctor is 'truly awed' he made the Pro Bowl (Fox Sports)	50
15. Derrick Johnson discusses the turnaround of the unheralded Chiefs (Sports Illustrated)	52
16. Here's Why Everyone Deserves Credit for Chiefs Current Nine-Game Winning Streak (Chiefs.com)	56
17. How the Chiefs became 'the team that people don't want to play' (Kansas City Star)	60
18. How Alex Smith and the Chiefs turned the season around (MMQB)	64
19. The Chiefs drought is over, and now who can be sure what's next? (Kansas City Star)	70

(Travis Kelce)

Travis Kelce chasing Tony Gonzalez by studying his game

Adam Teicher
ESPN
August 10, 2015

ST. JOSEPH, Mo. -- Tight end Travis Kelce is just getting started in his pursuit of Tony Gonzalez. Kelce had a nice debut season for the Kansas City Chiefs last year, leading them in catches with 67 and yards with 862.

He still has miles to go to catch or surpass Gonzalez, the all-time NFL leader in catches, yards and touchdowns for a tight end. Gonzalez did much of that work in his 12 seasons for the Chiefs (he also played five seasons with the Atlanta Falcons).

In order to get there, Kelce spent part of his offseason studying him on film.

"That guy was an athletic guru," Kelce said. "He was head over heels more athletic than anybody else on the field. Half the stuff he did was based off his supreme athleticism, but he was a fundamental technician in the run blocking.

"You could tell he understood defenses just from how he played, where his eyes were, where his awareness was on the field. Half the time what we do out here on the field as tight ends is predicated on the defense."

Kelce's debut season was far superior to Gonzalez's rookie season of 1997. Gonzalez caught 33 passes for 368 yards, less than half of Kelce's 2014 numbers.

Gonzalez took off from there, though. He had 59 catches his next season and never had fewer than 71 receptions for the Chiefs after that.

To similarly improve his game, Kelce turned into something of a film critic during the offseason. He watched not only Gonzalez, but any tight end performing his craft.

"I can't watch football by watching the teams go up and down the field," Kelce said. "Every time I turn on a football game, whether it's college or whether it's professional, I'm kind of just locked in

like a magnet to the tight end. I watch his fundamentals, what he does, how he attacks zones. You constantly get better by watching film."

Whether all this pays off when the season begins remains to be seen. But it certainly can't hurt that Kelce appears to be a serious student of the game. Alex Smith indicated during the offseason that Kelce would frequent the quarterback meetings, suggesting changes to routes based off what a defense was doing and then calling for the ball at the line of scrimmage during practice.

"My main focus going into training camp was to understand the intentions of the play call," Kelce said. "I want to understand what Alex is thinking. I want to understand why Coach [Andy] Reid is calling certain plays versus certain coverages and in certain situations. I want to mentally put it all together and become a team player.

"I want to be the best football player I can for this team. Obviously, I want to catch as many passes as I can. I want to go out there and be the best tight end in the league. That can all happen this year as long as I go out there with a lot of focus and a lot of passion."

(Marcus Peters)

Instincts, passion help Chiefs' Marcus Peters make immediate impact

Terez Paylor
Kansas City Star
September 19, 2015

The young cornerback scanned the receiver's body, looking for a tell. And the moment Demaryius Thomas planted off his inside foot and drove to the sideline, Marcus Peters broke.

Fifty-five yards later, Peters — who correctly anticipated a Peyton Manning hot route with a blitz in his face — was frantically high-stepping into the end zone with the football and posing as his new teammates swarmed him.

It was, to be sure, what Peters hoped the NFL would be like after the Chiefs invested the 18th overall pick in him during year's NFL Draft.

"Like Eric Berry says, you have to live your dreams out, and my dream was to come to the NFL and to make my presence be felt and to be welcomed by my teammates by my play," Peters said. "Not by just the words I speak, (but) by me going out there and proving myself."

Through two games, Peters has done just that. He is tied for the team lead in tackles with 12, and while quarterbacks have not been afraid to attack him, he has risen to the challenge as he's already started generating some early buzz for defensive rookie of the year.

According to Pro Football Focus, Peters has yielded 14 receptions on 27 targets — a very respectable 51.9 catch percentage — and is far and away the team's leader pass breakups with seven, as no one else has more than three (Jamell Fleming).

What's more, with his two interceptions — he also picked off Houston quarterback Brian Hoyer in week one — Peters has given the Chiefs a dash of playmaking in the secondary they desperately lacked a year ago, when they finished tied for last in the league with a paltry six interceptions.

"He can play — he can flat out play," safety Husain Abdullah said. "It's going to be a joy to watch him as the season progresses and as he starts to pick up even more than he already knows. He can play."

Peters cares, too, as Abdullah found out after he let a bobbled interception slip through his fingers in the fourth quarter Thursday. Peters was right there, hugging him during the near-pick and encouraging him afterward with a fiery look in his eyes.

It was one of many times Peters has worn his emotion on his sleeve during the Chiefs' first two games, as he could constantly be seen yelling and strutting and, as Chiefs coach Andy Reid puts it, letting his personality show.

In that way, it's like a light-switch flipped on since training camp, when Peters was impressive but not demonstrative.

"He's a competitive kid," Reid said. "I mentioned this before — you have to have a short memory when you're out on the edge there. You also have to have talent, that helps, and he's got both."

That much was apparent in camp, at least to his teammates.

"That's one of the first things I picked up on, his football IQ," said fellow cornerback Sean Smith, who is suspended for the Chiefs' first three games because of his DUI arrest in June 2014. "You've got some guys who are used to playing in a certain system, or played only in the boundary and they're a little limited on their learning curve."

"But he came out here, (and) you try to coach him up on something and you see he's already on the same page as you. Right now, if (he's working on) anything, it's all technical. This hand, this step (in coverage), this alignment. But as far as recognizing or anything mental, he's straight."

This is not a shock to the Chiefs' front office. General manager John Dorsey said Peters' natural feel for the position was one of the reasons the Chiefs were intrigued by a corner who was dismissed from his college team (Washington) in November after several clashes with a new coaching staff and who didn't tear up the NFL Combine.

"He plays the game with his eyes, (and) the good ones play with the eyes," Dorsey said. "From the corner position, he can actually read and mirror routes of the receiver, and I think that's a good thing."

“And then he has the fluid, athletic hips to turn, run and change directions. Then he can run support, he’s a square tackler, and he’s got good ball skills.”

Peters has shown all of that thus far, but he credits his football-loving family — his dad is a high school coach and he lived across the street from his high school field — for helping cultivate an institutional knowledge of the game that allows him to always be around the ball.

“It’s paying attention to the small details, how many steps they take in their routes,” Peters said. “It’s just something that gradually grows on you, and for me, it just comes from being around the game of football a lot.

“Like I said, I’ve got my pops, he’s an offensive coordinator. So dealing with him a lot, you’ve got to scheme things. Even if we’re playing Madden at the house and stuff like that, it all translates back to the field.”

Peters says that his innate football IQ is the reason he’s been able to make such a quick transition to the NFL.

“I think that’s where people get lost in it, man — it’s still ball,” Peters said. “You’ve got to go out there and line up with 10 other guys and you’ve got to go make a play. If it comes down to you making the play on that down (by) eliminating your man, you did your job and the defense is ahead.”

By that definition, Peters is doing his job more often than not. And even when he hasn’t, Reid is pleased with Peters’ ability to stay focused and bounce back.

“He’s able to learn from his mistakes and then come right back at it and challenge you again,” Reid said. “He did that, even with that last third-and-9 play that Thomas caught (on the game-tying drive), it was contested and he was right there on top of it and the kid made a good play on him. He wasn’t shying away against one of the better receivers in the league.”

That competitiveness will come in handy down the road. Peters’ start has been electrifying — Reid even confirmed Peters was an “energy-giver,” which is the type of player he looks for — but he knows there are 14 games remaining, and teams have even more tape on him to attack.

“He’s done a very nice job and he’s been a pleasure to be around,” Reid said. “He works hard, and again, his challenge will just be not on that (effort) front, but he’s young in the business, so people will study him and then he’s got to keep answering the bell every week.”

Peters, for his part, seems to understand that for as well as he’s played, the purpose is to win. When asked after Thursday’s 31-24 loss how it felt to record his first career pick-six off Manning, Peters didn’t take the bait.

“It feels good, but it stings too bad,” Peters said. “It’s a team game, and as a team, we took a tough loss. All the individual accolades we can make, I leave them on the field without the W.”

(Charcandrick West)

Chiefs' running back Charcandrick West has overcome plenty on his path to the NFL

Terez Paylor
Kansas City Star
October 16, 2015

Jamaal Charles' replacement stepped to the microphone, the camera lights shining in his face.

This was the first time Charcandrick West had been brought to the daily media session at the Chiefs' practice facility, and it was the latest sign that he has come a very long way in a short amount of time.

You'd have a hard time finding a player in the Chiefs' locker room who is happier to be here than West, a running back who has gone from undrafted free agent to practice-squad player to NFL starter in just 17 months. None of this good fortune is lost on him, which explains in part why he is always quick to smile, always quick to laugh, and always eager to entertain.

"Yeah, he would definitely be an energy-giver," Chiefs coach Andy Reid said, employing one of his favorite terms of endearment to describe West, a 24-year-old out of Abilene Christian. "He works his tail off, he's humble as can be and he's a good kid all the way around."

Toward the end of West's first media-room experience, he was asked about the origin of his unique first name. He turned toward the reporter and grinned.

"How many Charcandricks do you know in the world?" he responded to chuckles. "I like it; it's different. I'm probably the only Charcandrick in the world. It's nice to be something."

Asked if he ever queried his parents as to why they would give him such a unique name, West broke into what his stepfather, Toccara Ford, calls "that million-dollar smile. "No," he said, "I was trying to learn how to spell it."

The room erupted into laughter.

"That's one of his special features; that's him," Ford said later. "He's got a big heart. One day he told me, 'I wish everybody could be happy and get along.' I told him, 'Well, everybody you come in contact with, just bring their day up,' and he has. He's a special kid."

A self-described "goofy" dude, West is upbeat for a reason. A number of factors — a high school illness that threatened his football career, for instance, and the recent death of a beloved mentor — have converged to make him someone who is truly grateful to step into an NFL locker room every day.

"My road to get here is not like a typical one," West said. "I didn't get drafted. I started at one school, had to go to another one. I had a lot of situations where I could have just gave up, but I just stuck with it and followed my dreams."

West does not cut an imposing figure. At 5 feet 10 and 205 pounds, he's one of the smallest players on the team, a fact that explains his nickname among teammates: "Tidget," a mash-up of "tall" and "midget."

Those who know West best call him "Moosey," a nickname given to him by his maternal grandmother.

"Because he was such a big boy at birth," West's mother, Demetrice Ford, said. "She said he looked like a big moose. He was an 8-pound, 10-ounce boy."

Demetrice said West's first name is derived from his biological father's name. But when he was growing up in Cullen, La., it was Ford, West's stepdad, and Ford's best friend Dante' Coleman who helped cultivate Charcandrick's passion for football.

"After my mom got married to my stepdad, they started a little pee-wee football team," said West, who used to dream of being a major-league shortstop. "My mom wouldn't let me play before that, but once (Ford) came along, they worked with me, got me into football, and it turns out I was pretty good at it."

West's first team was the Cowboys, named after Coleman's favorite NFL team, and they went undefeated two years in a row. West was a star running back, but his two mentors never let him get a big head.

"We saw he had a special talent, so Dante' used to be on him so hard," Toccara Ford said. "He'd be his biggest critic. What everybody else saw was a great game, Dante' could always find the thing he could have done better, because the guy knew football. Together, we'd always bring him back to earth."

People used to think Ford was crazy when he trailed West on his bike as the youngster jogged through the neighborhood, or when they'd spend hours playing the "pushup game," where they'd catch 100 balls a day and do 10 pushups per drop.

But the process taught West the benefits of hard work; it was during these sessions that Coleman taught West to be mentally tough.

"He knew how to drive me; he knew how to get to me," West said.

Coleman was also someone West could go to whenever he needed to talk.

"With a kid, it takes a village, and sometimes you have to come at them in different ways," Toccara Ford said. "Sometimes I'd tell Moosey something, then ask Dante' to tell him the same thing, and that would be the thing that made him listen. He was more of a guardian angel for him."

When West got to Springhill High School in Louisiana, he continued to star on the football field. But his identity as a football player would soon be threatened by the toughest test of his young life.

One morning in November 2006, West woke up with a fever, stiffness in his joints and a rash. It appeared out of nowhere; he'd even played a football game the day before — he was the rare freshman on the varsity squad — and scored three touchdowns.

West's parents took him to a hospital in Shreveport, La., but when doctors couldn't figure out what was wrong with him, he ended up at Arkansas Children's Hospital in Little Rock, where he was bedridden for 21 days.

During that time, West lost a lot of weight — he says he dropped from 185 pounds to nearly 120 — and battled a fever. There were times he felt like giving up, especially after he absorbed the one-two punch of not hearing from his biological father's side of the family and being told by doctors that he might never play football again.

West's mother, Demetrice, had always been a tough woman, and she refused to let her baby give up on life at age 14. She'd make him get up and stay active, whether by bathing himself or simply standing outside.

"He laid there and cried and didn't want to go anymore," Demetrice Ford said. "And I said, 'Son, you're lying here, and God put you here for a reason. This is not the end.'"

Ford, meanwhile, stewed over the reality that his stepson might never play football again. It infuriated him as much as it demoralized his son.

"Charcandrick was the one that had to be there with me and keep me strong," he said. "Moosey was my Superman. He was just so tough, and for him to be down like that was tough for me."

Eventually, West got better — doctors never could explain why, or what had come over him — and he was allowed to go home. He gained his weight back in time for track season the following spring ... but then he got sick all over again.

At that point, the Fords consulted a specialist in Shreveport, who diagnosed West with juvenile rheumatoid arthritis, an illness that can lead to complications and treatment-related side effects that can contribute to premature death.

But the family finally had a plan of attack, and West — who began taking injections and medication — has been fine ever since. He returned to the football field for his junior year, and he did well enough to earn scholarship offers from Arkansas and Louisiana State. Both schools wanted him as a cornerback, but West believed his future was at a running back, so he opted for Louisiana Tech.

He'd never enroll there, however: His efforts to make himself academically qualified in time for the 2010 season fell short. So West opted to enroll at Abilene Christian, then a Division II program. He starred at the Texas school, scoring 35 touchdowns and rushing for more than 2,000 yards as a three-year starter. He was signed by the Chiefs as an undrafted free agent in May 2014.

When the Chiefs saw enough in West to keep him on their practice squad for the 2014 season, his entire village beamed with pride. Among the most proud was Coleman, West's old mentor, who'd been having serious back problems and had started to lose a lot of weight.

"Dante' was the type of person where if something was wrong, you'd never know," West said. "He wouldn't take off work unless it was for a football game."

Constantly in pain, Coleman nevertheless made plans to accompany West's parents to the Chiefs' season opener in Houston last month, provided Charcandrick made the team.

"He was proud to say, 'Hey, I was a part of that,' " Toccara Ford said.

One morning this summer, West snapped awake at the sound of his phone buzzing. It was 6 a.m. on July 21, and his mother was calling him. He thought this was odd; he always called her in the morning, not the other way around.

When West answered, his mother was crying. Dante' is dead, she said. He'd awakened that morning feeling hot, and after he was taken to the emergency room, his heart stopped beating. He was only 35.

"She told me, and I didn't believe it until the next day, really," said West, who was training in Dallas at the time. "So I went home and just dealt with the situation. You don't understand how tough it was. I mean, he was a guy that put the football in my hands."

West placed his No. 35 Chiefs game jersey in Dante's casket during the funeral. When the Chiefs opened training camp a short time later, he reported with a heavy heart. He quietly decided to dedicate this season to his lifelong friend and mentor, which also meant playing each snap like it was his last.

"He said he was going to use that as his fuel," Toccara said. "He learned in dealing with Dante' that tomorrow isn't promised, so you have to take advantage of your time while you're here. Make your mark, seize the day."

West quickly emerged as one of the breakout stars of training camp. His pass-catching skills helped him stand out among the backup runners, and his enthusiasm for football and drive to get better — cultivated back home by Ford and Coleman — caught the eye of his coaches.

West impressed them enough to hold onto his job as the team's top personal protector on punt coverage, and the team was confident enough in him to part ways with veteran backup Cyrus Gray, a former special-teams captain and favorite of assistant coach Dave Toub.

"He's tough, tough as nails," Toub said of West during training camp. "He will stick his face in there on any-sized guy. He's an ankle-biter and a tackler. He gets in there and is a real good tackler, real good, solid blocker as a personal protector, and he is smart and knows our stuff."

West made the Chiefs' 53-man roster out of training camp, and when his old college number — 26 — became available before the season, he considered switching to it until he realized that his current number, 35, matched Coleman's age when he died.

"It was a sign," West said.

West still thinks about Coleman often. In his weekly game plans, he sometimes scribbles the words "I got you," to let Coleman know he's thinking about him. Every night, he prays and asks Coleman to watch over him.

"Dante' was more of a guardian angel for Moosey," Toccara said. "And he still is."

Things have broken West's way since he dedicated this season to his departed friend and mentor. Starting in week three, West usurped Knile Davis, a third-round pick in 2013, as the Chiefs' second-string back, and he has gotten the lion's share of the work ever since.

During last Sunday's 18-17 loss to the Chicago Bears, West received a majority of the snaps when Charles went down. His parents were in attendance, as were Coleman's wife and two kids.

"Me actually being able to play some and them seeing that, with his son and daughter here ... I'm doing it for him, honestly," West said.

On their way home from the game, Toccare and Demetrice talked about the changes they've noticed in their son. He's stronger, more serious, than he used to be.

"Especially since the Dante' stuff," Demetrice said. "He takes life in a different perspective now. He'd always want to be silly and goofy and joking around, but he's not doing a whole lot of that anymore. He's become a real man now."

If pressure of being a starting NFL running back is getting to West, he isn't showing it. He's still lighting up rooms wherever he goes, with a positive energy that Reid hopes will extend to the football field on Sunday in Minneapolis, where the 1-4 Chiefs will try to save their season on the road against the Vikings.

It is the opportunity of a lifetime for West, and he is treating it with the respect it deserves. He plans on going 100 mph Sunday, because if there's anything he learned from his high school illness and Coleman's death, it's that tomorrow isn't promised.

"Just to wake up every morning, it's something to be happy about," West said. "We all know life brings problems, but you've just got to stay happy."

"Dante' would be proud I never gave up ... I know he's up there watching over me. He's got a big part to do with all of this."

(Justin Houston)

The long journey of Justin Houston, one of the NFL's great mysteries

Greg Bishop
Sports Illustrated
October 20, 2015

Let's start with the fire. The day Justin Houston lost everything began like any other lazy Saturday at the two-bedroom house on Garfield Street in Statesboro, Ga. It was Oct. 25, 2003. Justin was in the ninth grade. That afternoon his mother, Kimberly, left him in charge of two younger brothers, and he sat them on her bed to watch cartoons so he could dial up a love interest.

Then the phone went dead.

Justin walked out of the bedroom. The door nearest to the den, as he remembers it, was engulfed in flames, with smoke billowing from underneath the frame. He panicked and ran onto the front lawn in his T-shirt and gym shorts, only to realize he had left the boys, Tylen and Aaron, inside. He turned around. "I couldn't see nothing," Houston says, "only smoke. It was dark inside. If I didn't know that house, I would have been in trouble. We'd been there for years. I could run through that house with my eyes closed."

So he did. Justin sprinted back inside, fighting through the smoke and flames, and found his brothers, who were too scared to move. He shepherded them outside. The clothes on their backs were the family's only possessions that didn't burn.

According to the Statesboro fire department incident report for case No. 23089, an alarm sounded at the station at 3:19 p.m. Firefighters could see the smoke from the firehouse, a mile-and-a-half away. They arrived at 129 Garfield Street four minutes later and, as they later noted, "found the structure completely involved." As in, completely on fire. They twice asked for additional personnel; it took eight firefighters more than two hours to extinguish the blaze. The report concludes, "The residence is a complete loss."

That record does not list a cause for the fire, but it finds that no "human factors" contributed. Houston says his family believes the blaze resulted from "some old wires in the ceiling" that sparked near the water heater on a wall in the other bedroom. The report estimates the damage at \$45,000 for the residence and \$15,000 for everything inside.

Afterward local churches helped feed and clothe the Houstons while they found another place to live. The family of 10—besides Justin, Tylen and Aaron, Kimberly has nine other children, six of whom lived with her at the time—eventually settled into a house about 30 minutes outside of town. Statesboro High and its football teams helped as well, according to one of Houston's childhood friends, Jon Knox. But little was said about Justin's heroics.

That's the thing about Houston, the Chiefs linebacker who in July signed a new six-year, \$101 million contract. "He rescued those little boys," says Knox, yet he didn't seek any praise. He doesn't share that story with many outsiders. His teammates say they've never heard it.

Houston says he never told them.

Ask any Kansas City player about Justin Houston and be ready for the look. Eyes downcast. Brow furrowed.

REPORTER: [Justin and I] talked for an hour.

DEE FORD, CHIEFS LINEBACKER: Really?

REPORTER: I don't think the casual sports fan knows anything about him.

FORD: That's exactly right.

REPORTER: Is he different in [the locker room]?

FORD: Justin is Justin, man.

REPORTER: What does that mean?

FORD: That's a Justin thing. That's between God and Justin.

There should be a website called Justin Houston Facts, a hub for learning about one of the NFL's great mysteries. Of note: Houston is married to a lawyer ... has a three-year-old son ... is expecting a daughter ... loves his Air Jordans ... bears a scar on his chest from a cyst he had removed as a child ... has a tattoo near the scar that says ONLY GOD CAN JUDGE ME. He's a 6'3", 260-pound All-Pro with 52.5 sacks in 59 starts, but the only place he wants to stand out is on the football field.

In a world of needs-no-introduction athletes, here's a star who requires one. Even Houston's mentor, fellow outside linebacker Tamba Hali, concedes, "Outside of football, we don't hang out that much."

Houston enters a conference room at the Chiefs' practice facility and folds his large frame into an office chair that wobbles under his bulk. ESPN's morning blabfest First Take plays on the television on the wall, but Houston pays no attention. He doesn't even look.

The first question lobbed his way is the same, always. Why don't people know anything about you? "I don't want the spotlight," he says. "I see how other guys do it, and I know how I would like to do things."

Which is to say, the opposite. Late in the fourth quarter of his final outing last year, against the Chargers, Houston notched his fourth sack of the game and 22nd of the season. He stood half a takedown away from the NFL's single-season record, Michael Strahan's 22.5 in 2001, but he was asked to drop into coverage on the last play of the game. He never complained, never begged for the chance to make history, an opportunity he might never have again.

Houston says he doesn't see himself as famous. "This is my job, just like you have a job," he says. "The only difference: They put my job on TV." (Never mind the autographs, bank accounts, 62,000 Twitter followers.... Other than those little things, no difference.)

"We're all human," Houston says. "Some guys, when they do interviews, it's all about them. Some guys, every single thing they do is all about them. I have a big family, so I'm used to everything not being all about me."

Country. That's how Houston describes his hometown, a city of roughly 30,000, some 30 minutes from the Georgia–South Carolina border. "Like if you're driving in from Atlanta or Augusta, you just see cornfields," he says. "That type of country."

Statesboro is known for its university, Georgia Southern, and the fields of cotton, peanuts and corn that spread for miles outside the city limits. People go there to retire, Knox says, or they simply never leave. They hunt and farm, and they watch and play sports. The vibe is overalls and tractors. "It's big enough that you can have some of the city opportunities, but small enough that you can hide and nobody knows where you are," says Steve Pennington, Statesboro High's football coach.

Houston is a football warrior raised by women. His maternal grandmother, Linda Houston, worked three jobs, house-sitting during the day and pulling night duty at a nursing home. She rarely slept more than three hours at a time, often in a chair. Justin's mother had no steady male influence to lean on. She was strict. She wanted her kids home by 6 p.m. and in bed around nine. She wanted her rules followed without exception. "The whuppings I got," Houston says, "I appreciate them now."

His brother Demetrius, eight years older, was the nearest thing he had to a father figure. Demetrius pushed Justin into everything from sports to street fights. He demanded toughness. "He didn't believe in raising no chumps," Justin says of the second-oldest in his family.

Justin is the family's sixth oldest—smack in the middle—but an outlier when it comes to size. He's larger than any of his siblings, including his twin brother, Jared, who was born a minute later. That mass was evident early on in hands that looked like oven mitts and in feet so big that Justin's brothers and sisters called him Flipper.

On Garfield Street, Justin recalls a life without privacy, a bathroom that never seemed free, a house that never went quiet. The siblings spent all their time together; the kids played hide-and-seek and video games and deemed the person with the most losses the Scrub of the Night.

Justin, despite his bulk, played point guard on the Statesboro High basketball team, bringing the ball up the floor. "That joker was a mini-LeBron James," says Pennington. "He was the best 6'3", 215-pound point guard you're ever going to see. He could have played some college ball on the hardwood."

In his other sport, Houston started by wanting to emulate Emmitt Smith and Barry Sanders, to run away from contact rather than seek it. But from seventh grade, when he first played the sport, he was a defensive end—and from the first blow he delivered, he hit more like a man than a teenager. High school teammates called him Big Tomb, for the savage blows he delivered.

But Houston had not fully grown into his frame, so he wasn't heavily recruited until after a state semifinal his junior year. That game, played at the Georgia Dome, pitted Statesboro against Griffin High and its future NFL running back, Bobby Rainey. Griffin ran away from Houston all day, but he stalked its backs across the field, and Rainey averaged only three yards a carry. Statesboro forced a fumble two yards from its end zone and made several fourth-down stops to win 7–0. The next weekend Houston and his teammates secured the state title. "Justin went

from being this big dude, great athlete, to being basically the Incredible Hulk,” says Knox, a safety on that team.

Urban Meyer, then at Florida, offered Houston a scholarship, but Houston wanted to stay closer to his family. Then Georgia coach Mark Richt paid a visit.

Houston followed Knox to Athens, a three-hour drive from Statesboro. They shared an apartment with two other Bulldogs, and that marked Houston’s first adjustment to life away from home: There was too much space. He’d never had his own room before. “[At Georgia] we had to share a bathroom,” he says, “but that was nothing.”

He struggled that first year getting to classes on time (or at all), red-shirted, played sparingly as a freshman and was suspended for two games his sophomore season for violating team rules. He sometimes coasted during games, coaches say, relying on natural ability over technique.

Houston had gained 40-odd pounds by the time Todd Grantham was hired as Georgia’s defensive coordinator in March 2010, before Houston’s junior season. Grantham switched the Bulldogs to the 3–4 scheme the Dallas Cowboys had run when he was their D-line coach, from ’08 through ’09. He scoured his new roster for a collegiate version of DeMarcus Ware—whom he’d watched rack up 31 sacks during Grantham’s time in Dallas—and saw Houston, big for an outside ’backer by college standards but typically sized for the pros. “I’ll be honest,” says Grantham, “I thought he was as explosive, or more explosive, than DeMarcus.”

Houston welcomed the switch away from 4–3 defensive end. He still rushed the quarterback about 85% of the time, but now he did so from a more comfortable standing start, and he exploded even faster. Every morning he settled behind Grantham’s desk, typed in the password his coach had given him and studied film—Ware and the Cowboys—until it was time for class. Whereas most NFL rush defenders relied on either speed or power, Houston saw Ware blending the two, making him one of the most feared defenders in the NFL.

That winter, after ESPN draft analyst Mel Kiper Jr. tabbed Houston as college football’s top 3–4 ’backer prospect and the heir to Ware’s throne (Houston had 67 tackles, 10 sacks and 18.5 tackles for loss in 2010), Houston, citing his family’s needs, declared for the NFL draft. At the combine he wowed scouts with 30 bench-press reps at 225 pounds, a 36.5-inch vertical leap and a 10’5” broad jump.

Richt would later say that Houston reminded him of another former Bulldog, receiver A.J. Green, in that he was both private and supremely gifted. But he was also, it appeared, still maturing. Houston tested positive for marijuana at the combine. That, paired with college tape that showed him at less than full effort (which Grantham admits was a problem at Georgia), sent Houston tumbling into the third round.

Scott Pioli, the Chiefs’ general manager at the time, called up Grantham, who alleviated his concerns. Neither of them agreed with ESPN analyst Jon Gruden, who labeled Houston “the most disappointing guy I studied.”

“I knew I had put myself in a bad situation,” Houston says of having fallen all the way to the 70th pick (one spot before the Cowboys nabbed DeMarco Murray). “At that point, I just wanted to get after it.”

This summer, two years after John Dorsey replaced Pioli as the Chiefs' GM, Dorsey retreated to his vacation home in Door County, Wis. The cabin has no cellphone reception, so each morning Dorsey drove his white Ford Expedition north to Fish Creek and turned up a hill to the highest point in town, the Nelson Shopping Center. There he parked behind a hardware store and resumed negotiating a contract extension with Houston's agents. Each session lasted upward of three hours. "I had some moments," says Dorsey, "where I assumed [the store owners] must think I'm staking out the joint."

In mid-July the two parties reached an agreement that guaranteed Houston more money (\$52.5 million) than any defensive player not named Ndamukong Suh. Those millions reflect the name of the hardware store where Dorsey parked each morning: True Value. In the opinion of Chiefs coach Andy Reid, Houston "was the best in the business last year."

It's difficult for anyone other than Houston to understate his impact. Consider the Chiefs' Week 2 game against the Broncos, which Kansas City lost only after Denver returned a late fumble for a TD. Houston sacked quarterback Peyton Manning twice, batted down a pass and disrupted three other throws. He set the edge against the Broncos' running game, and Denver gained only 61 yards on 22 carries. Houston rushed from the left and the right, from outside against tackles and inside against guards, even from the same side as Hali. "The most underrated part of Justin's game is how much he does," says Chiefs defensive coordinator Bob Sutton. "Unless you watch him play every game, you can't appreciate that."

That versatility is the result of continual growth. Early on, Houston asked so many questions of Hali, five years his elder, that the veteran 'backer finally said, "I'm telling you too much; you can't have all my secrets." Hali did, however, teach Houston the importance of using his hands to gain leverage on opposing linemen. He adjusted Houston's stance, having him put more weight on his back foot in order to better explode off his front. Together they practiced the footwork required to drop into pass coverage. Says Hali, "Justin was more like a sponge than any other guy I've been around."

Houston's personality, his skill set and his versatility coalesced into a perfect fit for Kansas City. Chiefs fans are rabidly supportive but usually leave him alone when he dines out or hits the mall. He's like them in that he defends one smoked-ribs joint above all others; in his case Jack Stack Barbecue. And in the Chiefs' locker room—maybe the least flashy space in the glorified world of pro football—he's found teammates with similar mind-sets, who respect his space and privacy.

Last season Kansas City suffered severely from injuries and health problems, starting with the Week 1 loss of two team leaders to IR and culminating in the Week 13 departure of All-Pro safety Eric Berry, Houston's best friend on the team, for lymphoma treatments. (The Chiefs, according to Football Outsiders, had the NFL's sixth-worst injury situation in 2014.) Houston visited Berry at the hospital roughly a dozen times (more than any other Kansas City player, according to various teammates), and in the end—reluctantly but at Reid's request—he stepped into the leadership void.

The Chiefs closed out 2014 with two wins in their last three games, finishing 9–7 but falling just short of the playoffs. After their finale, a 19–7 victory over the Chargers, Houston stepped before his teammates. He talked about the season and about Berry and about the potential that still

needed to be realized, and he committed to a playoff push in '15. (Although the Chiefs have stumbled to a 1–4 start, they're past the toughest portion of their schedule; their remaining opponents were a combined 23–28 through Sunday.) “It stayed with me the entire off-season,” Dorsey says of Houston’s appeal. “It was that sincere. That heartfelt. That real.”

Minutes after autographing his new contract on July 15, Houston settled on his first purchase. He didn't buy anything that might be considered stereotypical or lavish for a multimillionaire athlete. Instead he spent a few hundred dollars on the only thing he really wanted: a plane ticket back to Georgia.

News of the deal’s consummation had reached Houston near the end of yet another workout. He finished 45 minutes of abdominal torture, flew from Atlanta to Kansas City, tried to sleep, failed, drove to team headquarters, passed a physical and signed a stack of papers an inch thick. Next stop: the airport, for a return trip. On board he turned his head away from his fellow passengers, focusing on the farms spread below the window. Even if his tears were joyful, he didn't want anyone to see them.

After landing he pointed his car southeast, toward Statesboro. He cranked the volume on the stereo, sang out loud and drummed the steering wheel with both hands as he lost himself in the moment. (His second purchase: a speeding ticket.)

Three hours later he pulled into his mother’s driveway and met her and his grandmother at the door. They didn’t talk for 10, maybe 20 minutes; they just hugged and cried. Then they retreated to the garage and told stories for hours: stories about siblings and sports and the ultimate middle child.

Houston is now known in Georgia and Missouri and, to some extent, across the country. Yet only a handful of people really know much about him. On the way to one of his sacks against the Broncos, TV cameras captured his face. He was smiling. And that better summarizes his thoughts on the 2015 season than anything he could say. Or would say.

His siblings are older now, deep into their own lives. Demetrius owns a barbershop in Statesboro. Another brother runs a cleaning business. One sister is going back to school to get her master’s degree. Others are in high school or college. The youngest Houston is in eighth grade. Justin gives them all the same gift each Christmas: new shoes.

As he wrapped up his visit, he hugged his mother and grandmother one last time and shared a final surprise that he’d saved for the end. He had purchased two plots of land next to each other

In Statesboro, and there he planned to build a house for each of the women: marble kitchens, hardwood floors, everything designed to their specifications—whatever they want.

That gesture will say what Houston cannot express in words. He will replace what his family lost. He will show how far they’ve come.

(Marcus Peters)

Emmitt Thomas predicts greatness for Chiefs rookie CB Marcus Peters

Ashley Dunkak
Topeka Capital-Journal
November 5, 2015

KANSAS CITY, Mo. – The Chiefs ranked last in the NFL with six interceptions last season.

This season, the Chiefs already have eight picks through eight games, and three of those picks have come from emerging star Marcus Peters, the cornerback the team drafted 18th overall in May.

Peters started the season on an eye-popping note, intercepting two passes and logging seven passes defended in the first two games.

His first pick, against the Houston Texans, came on the first play of his NFL career. The next week, facing the rival Denver Broncos and an all-time great at quarterback in Peyton Manning, Peters snagged a pick and returned it 55 yards for a score. His third interception came against the Minnesota Vikings in Week 6.

“He’s a good football player, and I’m glad we got him,” Chiefs defensive backs coach Emmitt Thomas said. “In the future, he’s going to be one of the better ones in the league.”

Thomas would know about greatness as a member of the Pro Football Hall of Fame, and he likes what he sees from Peters not only on game days but on practice days as well.

“The ball skills came with him,” Thomas said. “That’s something that’s an innate ability, but the thing ... that is really impressive is the way he practices. He practices like it’s a game, and it’s a carryover into the game.”

Numerous attributes of Peters make Thomas optimistic about the career the young cornerback has in front of him, but the player’s enthusiasm for the game is the first one the coach mentions.

“That’s the thing that you really gauge a young man on, is that he enjoys practice, so consequently he enjoys playing the game,” Thomas said, “and [every] day we practice out there, he practices like it’s a game, which is very exciting to see.”

At the midway point of the season, Peters is tied for third in the league with three interceptions and 11 passes defended. Thomas does not talk about the cornerback's numbers, however, but rather the forces behind them.

"His enthusiasm for the game, his instincts, his work habits," Thomas said. "He really understands the game, he loves to compete, and he's got excellent ball skills."

Chiefs coach Andy Reid will not say he is surprised by the production of Peters thus far; neither will he praise that performance with too much gusto. On both counts, however, the coach projects positivity about what is ahead.

"Listen, we felt he was the best corner in that draft," Reid said. "Is he learning every week? Did he have a couple plays there that [he'd] like to have back? Yeah. But the one thing he does, he's got a short memory, which you've got to have at that position, and he's going to keep bringing it at you, and he's got a good attitude that goes along with that."

"He's feisty," Reid added. "Very, very competitive."

The Kansas City defense looked sharp Sunday against the hapless Detroit Lions, whom the Chiefs defeated 45-10 in London. They racked up six sacks and two picks. Detroit's only touchdown came in the fourth quarter.

Thomas was pleased at how the defensive backs performed, and he credited another unit for enabling them to do their jobs better.

"They played real well, especially going over there and working hard and kept focus," Thomas said of the pass rush. "We've always said as a defensive secondary that the pressure's the thing that makes us, and we have two excellent rushers outside, and we're getting some pressure up inside."

With the obvious benefit of great defensive players around him, including linebackers Tamba Hali and Justin Houston on that fearsome pass rush, Peters has handled the transition from college to pro quite well on the field.

Like any player and particularly any rookie, however, he still has areas in which he can improve, and he has already made some strides.

“Training his eyes is probably the best improvement I’ve seen him make,” Thomas said. “Got to get him to catch the flash a little bit better, but other than that he’s doing well.”

Thomas said Peters needs to work on staying focused all the way through each play on his coverage.

“He’ll have a guy [covered] and then he’ll lean off trying to go somewhere else and help someone else,” Thomas said, “but as far as his movement skills, ball skills, his intelligence, it’s all there.”

(Laurent Duvernay-Tardif)

Chiefs' Duvernay-Tardif juggles med school, life in NFL

Dave Skretta
Associated Press
November 13, 2015

KANSAS CITY, Mo. (AP) — The day before the Kansas City Chiefs made Laurent Duvernay-Tardif their newest member, he was cradling in the biggest hands you'll ever shake the first of tiny twins born premature.

It sure put the stress of the NFL draft into perspective.

Two years later, the medical student from Canada's prestigious McGill University is the Chiefs' starting offensive guard. His task is no longer taking care of infants delivered by C-section in the operating room, but taking care of quarterback Alex Smith inside Arrowhead Stadium.

"He's a smart guy," says Chiefs coach Andy Reid, himself a former offensive lineman. "I keep reminding his coaches that someday he might be doing surgery on you, so you better keep it right."

The sixth-round draft pick is not the first medical student to make it in the NFL, or even the first to make it out of McGill. Jean-Phillipe Darche spent nearly a decade as a long snapper, most of it with the Seattle Seahawks but ultimately ending his career in Kansas City.

The difference with Duvernay-Tardif is that, rather than put medical school on hold until his playing career is over, he keeps plowing along. He spent this past offseason putting in residency hours, and plans to do the same next offseason. This past week, when the rest of the Chiefs enjoyed their bye, Duvernay-Tardif was taking another exam for which he'd been studying for weeks.

This isn't simple biology, either. This is the kind of stuff that makes those often cumbersome, complicated playbooks of an NFL offense seem like reading "Goodnight Moon."

"When you have two passions, you don't count the hours, you just work as hard as you need to," Duvernay-Tardif said. "I love being in med school. I love being here playing. And the good thing now is when I am here, I can focus 100 percent on football and I don't care about med school."

"When I was back in college," he said, "I had to do both at the same time."

The level of play at Canadian colleges like McGill is roughly equivalent to a junior college in the U.S., so it's not as if Duvernay-Tardif was playing in the SEC. But that was a good thing. Medical school kept him so busy that he would usually practice just once week, learning the game plan just in time to step onto the field and bulldoze some unsuspecting defensive end.

Those games gave an old high school friend, Sasha Ghavami, enough material for a highlight film that Duvernay-Tardif sent out to NFL teams. Close to a dozen sent scouts to see him work out.

His footwork needed refinement. He needed to put on muscle. But it became evident in a hurry that Duvernay-Tardif was an athlete, and his intelligence was off the charts.

"I saw potential in him within five minutes," said Matthieu Quiviger, an assistant coach for McGill at the time. "He was the one who asks the most questions. He always wants to know. With intelligent people, you can't tell them to do something. You have to tell them why. You have to be pretty quick on your feet and justify what you want him to do."

Not surprisingly, Duvernay-Tardif has a particular interest in sports science. He is fascinated by the way the body works. It's one of the main reasons he got into medicine in the first place.

So when the topic of concussions is broached, he approaches it in an analytical way.

Yes, he has read the literature — not the stuff in the media about CTE, but the kind of stuff that is found in research papers and peer-reviewed journals. He knows that playing on the offensive line in the NFL is dangerous, and puts him at a great risk for his own concussion. But he also is wise enough to know that if he ever sustains enough of them that he'll recognize when to quit.

"I think everybody thinks about it," Duvernay-Tardif said, "but it's more a question of knowing the risk. Knowing the potential consequences. And asking yourself the question, 'Is it worth it?' I think I'm in the position where it's worth it."

He's also in a unique position to help his teammates deal with the issue.

"When they look at the metabolism of the glucose inside the brain, it's all material I can understand," he said, "and share that knowledge with guys who want to know more about it."

There's a difference between book smarts and football smarts, though. They don't always equate. But in the case of Larry, as he's known to teammates and friends, there is a correlation.

"He's so book smart yet he understands every rule," Chiefs center Mitch Morse said, "so book smarts almost turn into football smarts. He can understand what's happening in a second."

When you combine that intelligence with impressive size (6-foot-5, 320 pounds) and speed, you get the rare combination that makes for an imposing NFL offensive lineman.

Just as he has work left in medical school, Duvernay-Tardif is still learning the ins-and-outs of professional football. He still struggles to grasp some of the more complex protections and deal with some of the exotic blitzes that are quickly becoming in vogue in the NFL.

But considering he was cradling a premature baby in his giant paws two years ago, the fact that he's capably wrestling 300-pound defensive tackles is nothing short of extraordinary.

"I would tell you he's still learning," Reid said, "but he's making improvement every week. Sometimes he can take that step back and take a little bit of a bigger step forward. I think he's done that to this point."

(Jeremy Maclin)

Receiver Jeremy Maclin brings feisty, edgy attitude to Chiefs

Terez Paylor
Kansas City Star
November 21, 2015

The moment Jeremy Maclin realized Charcandrick West just might take it to the house, he turned on the jets himself to sacrifice his body.

This was Sunday, the fourth quarter of the Chiefs' 29-13 win over Denver. The Chiefs already had a healthy 22-point lead at the time, which might have kept another wide receiver from making the choice Maclin did. But to him, it was about the principle of the thing.

Nevertheless, as West bore down on the Broncos' end zone, Maclin finally caught up with Broncos safety T.J. Ward, who was hot in pursuit of West, just inside the 5-yard line. Maclin then threw his body in front of Ward, and it was the last block West would need on an 80-yard catch-and-run touchdown that officially put the nail in the Broncos' coffin.

But Maclin would not have time to celebrate afterward; he was too busy giving Ward a piece of his mind. While both were going to the ground, Ward intentionally struck Maclin in the head, a 15-yard unsportsmanlike conduct penalty that got Ward ejected and ultimately fined \$10,000.

But before Ward could leave, he'd have to deal with Maclin, who immediately popped off the ground and got in Ward's face. Let's just say coaches and teammates were not surprised by this.

"Jeremy is a feisty guy, man — and a confident guy," Chiefs coach Andy Reid said. "That part could carry over to other people. He's going to play hard, you saw it in his blocking (Sunday). Not just the one where 43 (Ward) got ejected from the game, but on some of the other plays you saw him downfield blocking people.

"That's how he rolls, he's going to play the whole play. He played aggressive, tough, not going to back down from anybody."

Backup quarterback Chase Daniel added, "Oh yeah, he's always got an edge to him. What people don't realize is how physical a blocker he is in the run game. He likes to stick his head in there, get dirty a little bit. He doesn't like getting punked, and he felt like he got punked when T.J. did that, so it was fun to watch."

Maclin's reaction to Ward's dirty play has actually been a constant all season long. Turn on the tape of almost any game, and you can see Maclin, the Chiefs' \$55 million wide receiver, talking to an opposing defensive player at some point about something done to him — a verbal slight, a cheap shot, etc. It was all part of the Maclin package the Chiefs signed up for when they signed him to a five-year deal this offseason.

"He brings a little swag out there, and I love to see that," offensive coordinator Doug Pederson said. "He definitely brings a great quality of football skills to what we're doing offensively, and then with that, comes the rest. So it was kind of a football-first (decision to sign him), and then whatever's coming with it, we'll take it."

And while Maclin has lived up to his contract on the field, his intangibles have been a net gain, as well, as Maclin's teammates and coaches say his take-no-stuff attitude has not only helped him earn the respect of his offensive linemen, it's also rubbed off on his younger players.

"I think it's just (my) competitive nature," Maclin said. "I don't necessarily think it's a part of my game. ... I just think it's a grown-man mentality, you know? I'm not going to let anybody say anything to me crazy, you know what I mean?"

Perhaps the first sign that Maclin was a bit unlike anybody the Chiefs have had at receiver in a long time came during training camp in August. During one otherwise nondescript day, he and cornerback Marcus Cooper got into a scuffle after Cooper took Maclin to the ground while trying to defend a deep pass.

Maclin rose to his feet, took a few steps toward Cooper — his head cocked slightly — and pushed him. The two had to be separated, and the event ignited what turned out to be a spirited day of practice that featured a few other scuffles between the offense and defense.

Cooper says the two buried the incident immediately, and Maclin — who he calls the "ultimate competitor" — has his respect.

"He's everything you want in a guy," Cooper said. "He's going to come out there and he's going to try to be physical with you if that's the way to beat you. He's going to try to outsmart you ... he's trying to win every rep."

Maclin says that in general, he feels the need to stand up for himself. When someone tries to take a cheap shot, just to make it known that it won't be tolerated — not that day, not ever.

"I just think it's a mentality to let teams know that 'Hey, can't bully us — that's not what it's going to be like (today),' " Maclin said. "I think some teams, historically, come with that type of mind-set, with that type of reputation like 'Hey, we're going to try to bully you.' But it's not going to go down like that.

"If a guy pushes me, my goal is not necessarily to push him back; my goal is to say, 'Hey man, you better chill out' — it's that simple, you know what I mean? Sometimes, I think defensive backs think they're tougher because they play on defense as opposed to offense. Some guys do it, some guys don't, but like I said, it's just letting people know they're not going to do whatever they want to do (to me)."

Chiefs receiver Jason Avant, who was Maclin's teammate in Philadelphia from 2009 to 2012, says Maclin has always had a chip on his shoulder when it comes to his on-field play, which can be beneficial for a team provided you don't get penalties, which Maclin doesn't.

"This is a football game, it's a violent game — you don't want to have guys pushing you around, you don't want to acquiesce to anything in this game," Avant said. "Everything should be worked for and hard earned. So if a guy is pushing on you and stuff like that, it's a sign of disrespect. And in the game, you can't just have it."

Younger teammates say Maclin's attitude, which is also shared by Avant, emboldens them on the field.

"Oh, they never back down," rookie receiver Chris Conley said. "They're always going to take it to (people), sometimes to the point where you've got to pull them back a little bit. But that's what your teammates are there for."

Second-year receiver Albert Wilson said Maclin's physical play sets the tone for the other receivers.

"It gives you more confidence where you see he doesn't take anything and you're following behind him, so you don't take anything," Wilson said. "When you're playing with a certain attitude, the game goes better. The defense stops with the little nagging, the cheap shots. But if you just go without saying anything, they're going to keep doing it."

Aside from using his words, one of the ways Maclin, 27, likes to even the odds with defensive players is by being a selectively physical blocker. On run or pass plays where he recognizes that he has an opportunity to potentially spring a big block, he'll give good effort in trying to do so, even if it would take a cutback from several yards away to make worth it.

It's hardly something receivers get credit for, especially physically-gifted ones like Maclin who command fans' attention for their speed and ball skills.

But to him, blocking in Reid's offense — which is reliant on screens and stretching the field horizontally — is a necessity.

"You just have to be a team player," Maclin said. "I've said this all along, I've made my money. It's not about going out there and putting up 200 yards receiving every game. In crunch time, when my number is called, I'll be there ... even if you're on the back side of a run you always have to stay in tune with what's going on."

His linemen have taken notice of his effort, too. Center Mitch Morse, left guard Jeff Allen and right guard Laurent Duvernay-Tardif all mentioned that they appreciate Maclin's willingness to do the dirty work.

"That speaks volumes about how unselfish he is," Morse said.

Duvernay-Tardif even went as far to call Maclin one of the team's best open-field blockers.

"It sets the tempo and everybody kind of feeds off of it," he said.

Duvernay-Tardif was specifically referring to blocks like the one Maclin had on West's 80-yard touchdown, a display of effort that fired up Allen so much he actually mentioned it to Maclin after the game.

"I was like, 'Man, I didn't know you had that in you,' " Allen said. "He brought it out."

It should also be said that Maclin is doing the thing he was brought to Kansas City to do — catch passes. He's tied for the team lead with 45 catches, and has a team-leading 583 yards.

But Maclin knows that being a complete football player is about more than that. It's about setting a good example for his teammates, whether it's by standing up for himself on the field or by doing the dirty work as a blocker, all in the name of getting victories.

"I respect the guys who do everything," Maclin said. "It's not just about catching 15 balls for 200 and two touchdowns in a loss. You can have three (catches) or 17 (yards) like I did, hustle your butt off and come up big when your team needs it."

(Eric Berry)

With the support of Chiefs' 'family,' Eric Berry back to being himself

Terez Paylor
Kansas City Star
November 25, 2015

Nearly 12 months after Eric Berry's scary Hodgkin lymphoma diagnosis, the reddish-brown hair is back on his head now, and so is the speed and playmaking ability that helped him earn three Pro Bowl berths in his first five years in the league.

Any doubt that remained about that was answered on one play he made Sunday, during the Chiefs' 33-3 win over the San Diego Chargers, when he sniffed out a quick screen, dived underneath a 330-pound offensive lineman and took out the legs of receiver Stevie Johnson to rack up an impressive solo tackle.

"That was a superior play," said Chiefs coach Andy Reid, who rarely uses such superlatives when describing anything his players do. "You just don't see that very often where he goes underneath an offensive lineman, pops up and makes a tackle on a screen — it was ninjasque."

It was the kind of play that has defensive coordinator Bob Sutton thinking that Berry, who has 41 tackles and two interceptions this season, is playing "as good as he's played" since the current staff arrived in 2013.

Sutton says Berry is playing faster than he did last year. He doesn't think Berry has lost weight, either. Instead, Sutton suspects the cancer ordeal — which Berry beat in under nine months — taught him to play looser.

"I think he's free," Sutton said. "It's really exciting to see him like that. He's playing great football right now."

Berry's recent play is a reason the Chiefs have bounced back to win their last four games and pull to 5-5 after a miserable 1-5 start. But so is their team camaraderie.

After their 33-3 win over the San Diego Chargers on Sunday, multiple Chiefs credited their locker-room character — in essence, their team unity — for keeping them from turning on one another during their 1-5 start, which certainly isn't always a given in the NFL.

Teams, of course, often talk about being a family. But with so many dollars on the line, few actually mean it.

“I think it’s a family — everybody’s close,” outside linebacker Justin Houston said earlier this season. “You can go in there and sit at any table at any time and talk to anybody at any time about anything ... I think it’s very rare. My first couple years, we didn’t have that. You couldn’t go to sit at the lunch table with anybody and have a good conversation.

“I think this is the first year I’m able to do that. I think the coaches, the GM, did a great job putting a good staff together and getting the right group of guys together.”

Reid echoed those thoughts on Monday, crediting general manager John Dorsey for putting together a group of players with “good souls.”

But some of this also falls on the players, and when it comes to leadership, few have been more influential than Houston, whose supportive acts during Berry’s cancer fight — he stayed with him intermittently and was always there for his friend — are examples of the type of tight-knit group the Chiefs have become.

“Justin’s a big part of that, you really saw him take over the leadership position last year of that defense,” Reid said. “And he and Eric are so close, not only do they live kind of close to each other, but they’re close from a player standpoint.

“And Justin comes from a family — like a huge family — so he understands family. If anybody on this team understands family, it’s him.”

It didn’t not take long for Houston and Berry to bond. When Houston arrived in Kansas City as a third-round pick in 2011 — one year after Berry arrived as a first-round pick — the two found plenty of common ground.

First, they were Georgia kids — Houston is from Statesboro while Berry is from Fairburn, which is about 3 1/2 hours away. And second, they were competitors committed to winning.

“Since I came in, he accepted me with open arms,” Houston said. “He was never hesitant about anything. I could go to him about anything, ask questions. Just being around him and being who he is, he’s a cool guy — you’d like to be around him.

The two even found common ground in shared tragedy. When Berry’s childhood home burned down in 2013, Houston could relate — the same happened to him in 2003, when he was just a ninth-grader.

“Eric did share with me that Justin’s house burned down, and they bonded off that,” said Berry’s mother, Carol.

So when Berry found out that he likely had Hodgkin lymphoma late last November, Houston was one of the first people to know, along with Berry’s family, of course.

“He called me and told me,” Houston said. “But I had a positive mind-set — I said it wasn’t what he thought it was, it would be alright, it would be cool.”

But in the meantime, Berry would need chemotherapy treatment. He opted to do it in Atlanta, so he could fight it with the support of family, and on the Monday following his last game in 2014 — the Chiefs’ 24-20 loss to the Oakland Raiders — Berry left Kansas City to return home, with Houston right there to send him off.

“Every time I think about it, when we left (that Monday), Justin was there,” Carol Berry said. “It broke my heart. It’s such a great story.”

But that was not the last the Berry family would see of Justin Houston. Since that day, Berry has thanked many people for supporting him in his recovery, but few were more supportive than Houston.

“Before that, we were tight, we were real good friends,” Berry said. “But after that, it did a lot for me because it was a rough point, a rough spot that I was in, and he was taking his off days to come down and visit me. It meant a lot and I really do appreciate it.”

In the month following Berry’s lymphoma diagnosis, the Chiefs’ organization stood behind him. BerryStrong became a hashtag, and decals were added to team apparel. A Berry sign was even hung outside the locker room.

But on the field, no player expressed more support for his teammate than Houston, who started lifting his jersey after every sack to reveal a T-shirt with Berry's number written on it, which was first written in marker and ultimately screen-printed.

It was a very visible show of support, but it didn't stop there. For most of the following month, Houston would quietly fly from Kansas City to Atlanta every Monday — the Chiefs' off day is Tuesday — to visit Berry and return before the practice week started on Wednesday.

Carol Berry remembers the first time Houston visited their home; she thought he was just coming to Georgia to see his family, first, and then drop by to see Berry. Nope.

"When Justin showed up at the door, I thought 'Oh, how sweet is that,' " she said. "I did not know he was staying with us."

But he did. When we came to visit, Houston would spend the night in a guest room and return to Kansas City the next day. Carol remembers Houston loving the cooking of Eric's father, James; Houston remembers watching television with Berry and his family.

"I was just there for support," Houston said. "Me being around him ... I never saw a point where he was down, so I couldn't tell if I was helping him or not. But I just knew me being around him, I felt like that was a good thing to do."

It was, Carol Berry said.

"They ate, James cooked, and they had a great time," said Carol Berry , who added that the value of a friendship like Houston's can't be measured. "It made Eric feel good."

Houston, however, was just one of many people to stand in Berry's corner during his recovery. Cornerback Sean Smith also visited, and Berry worked out with tight end Travis Kelce as he fought his way back.

Berry also thanked two of his longtime friends, Savion Frazier and Jason Stanley, for pushing him through his intense training as he worked his way through energy-sapping chemotherapy treatments.

And when Berry improbably returned to the team in time for training camp in July — somehow weighing a pound more than he did when he went into the grueling process — he was grateful for everyone who stood with him through tough times, including Houston.

“Houston, he was pushing me when I got back (to the team), saying ‘Come on man, let’s go, let’s go ... we talked about this on your couch back when you were taking chemo, we’re on a mission, we’ve got to get this done,’ ” Berry said.

“Just having people like that in your corner and helping you strive for greatness is good.”

By the time the regular season started in September, there was a notable change in the Chiefs’ locker room setup. Berry was back in his usual spot, surrounded by all the defensive backs, but to his left — in a locker that is typically occupied by a defensive back — was Houston.

For the first four years of Houston’s career, he’d sat across the room, directly next to his mentor, Tamba Hali. Derrick Johnson, however, wasn’t surprised by Houston’s move next to Berry.

“They’re real tight,” Johnson said, “and (Justin) wanted to move away from Tamba. Tamba’s a little messy, so that’s part of the reason, too.”

Johnson was joking, obviously, and Hali played along when asked about it later.

“I was offended,” Hali joked. “I really thought, like, I did something to Justin and, like, he didn’t want to sit next to me anymore.”

But in all seriousness, both Hali and Johnson knew what prompted the move.

“I know they’re cool, and last year, when Eric was battling cancer, it really hit Justin hard,” Hali said.

Like it did everyone, for that matter.

“Eric,” Johnson said, “means a lot to everybody.”

To Houston, Berry is somebody he always wants to be around, because the cancer ordeal proves tomorrow isn't promised to anybody. On this Thanksgiving, Berry definitely understands this more than most.

Almost one year to the day after receiving the scariest news of his life, Eric Berry is now healthy, playing the best football of his career and surrounded by a locker room that has his back and a family that loves him.

Berry is looking forward to celebrating the holiday with all of them, too. When he was a child, he used to spend the night before Thanksgiving with his grandma, helping her prepare the food. He did this until he went to college at Tennessee, but with a smile, he noted Sunday that his grandma would be coming back to Kansas City this week so they could revive the tradition.

"We're going to get down like we used to," Berry said with a grin.

And his teammates are invited, too — including Houston, of course.

"He can ask me for anything," Berry said, "and I'll be there for him."

And vice versa.

"Through tough times, you'll find out who your true friends are," Houston said. "Most guys, during tough times, they turn their back on you. I just wanted to show I was a true friend."

(Ron Parker)

Defensive back Ron Parker is Chiefs' 'ultimate team guy'

Blair Kerkhoff
Kansas City Star
November 26, 2015

Last line of defenders are lumped together as defensive backs, but that generic term fails to explain the specific skill sets of the cornerbacks, safeties and nickel corners.

Ron Parker is an excellent source for this. He's played them all. "Whatever the coaches ask me to do, I try and do my best," Parker said.

That's a good thing because perhaps no player on the roster has been asked to shift more than Parker.

A year ago, Parker had 11 starts at strong safety and four at cornerback. He opened this year at safety.

But the season-ending injury to Phillip Gaines against the Green Bay Packers in the third game meant a move to the nickel corner and adjustment for Parker. "It was a big challenge, playing more nickel," Parker said. "At first I wasn't comfortable there. But it kind of played out the way it did when I moved to other positions. It's uncomfortable until I can work with it and rep in it."

Parker has started seven games at safety and three at nickel. He's second on the team in tackles with 45 after leading the team in that department last year, and he's come up big during the team's four-game winning streak that's resulted in a 5-5 record entering Sunday's home game against the Buffalo Bills.

Parker recorded two sacks against the Lions, doubling his career total, and had one of the Chiefs' five interceptions in the victory at Denver. On the season, Parker has 10 passes defended, second on the team to cornerback Marcus Peters' 14.

Beyond the stats sheet, Parker's acceptance of his changing roles and desire to pour everything into new ventures is what coach Andy Reid means when he repeats, "I like this team."

“There’s no question that no one wants to do a job they don’t feel like they’re prepared to do,” defensive coordinator Bob Sutton said. “But with Ron, it was, ‘OK, let’s go. Help me get ready.’”

“He’s the ultimate team guy.”

Prep work was the tough part. “That position is its own world,” Sutton said. “It’s not an easy job. You’re involved in a lot of things, from blitzing to cover in man and zone, and he’s done a really nice job.”

Parker’s athletic life has been defined by versatility. He played football, baseball and basketball at Beaufort High in South Carolina, and multiple positions at each sport. Parker said he was driven by curiosity. “I wanted to see what it was like playing different positions,” he said. “It’s always been my mentality.”

Parker enrolled at Independence Community College in Kansas and returned to his home state to finish school at Newberry College, where he became a three-time Division II All-America.

Parker put up big numbers in college, leading the conference in interceptions in each of his final two seasons but wasn’t invited to the NFL Combine. And he wasn’t selected in the draft.

He signed with Seattle in 2011 and appeared in five games with the Seahawks and Oakland Raiders that year. He played three games with the Carolina Panthers in 2012 before finding a home with the Chiefs in 2013.

He started to grow roots when Parker signed a five-year, \$30 million deal with the Chiefs after last season. “When I signed the deal and thought about the numbers, it felt unreal,” Parker said.

The Chiefs may have felt like they were getting a bargain, paying one player who can effectively play multiple positions. “When you’re moving around, the important thing is you have to know what’s going around you,” Parker said. “Where there’s help, what you can and can’t do. With me, it’s all about understanding the game. And then not going out there and moaning about being moved around.”

(Mitch Morse)

Rookie C Mitch Morse Has Been the Rock For an Ever-Changing Chiefs OL

Pete Sweeney
Chiefs.com
November 27, 2015

The Kansas City Chiefs have played in 10 games, and throughout them, the starting offensive line combination has changed five times.

The Chiefs have had different left guards, different right guards, different left tackles and different right tackles.

But they have only had one center, a rookie, and the only player that has played in every single offensive snap in 2015.

His name is Mitch Morse.

“He’s getting better every week,” Chiefs head coach Andy Reid said of the offensive lineman on Wednesday. “He’s still got a ways to go and he’ll do that—that’s the way he’s wired. He’ll keep working. If he makes a mistake, he normally doesn’t make it twice. I think he’s becoming more confident each week.”

After an offseason departure at the center position, there was a question as to how the team was going to fill such an important role.

The answer came on night two of the NFL Draft.

General manager John Dorsey selected Morse, a Missouri Tiger, with Kansas City’s second-round pick at 49th overall.

On the telecast, NFL draft analyst Mike Mayock called Morse a future 10-year starter.

"I like the way he plays football," Dorsey said that night. "I think the coaches at Missouri have done a really nice job of developing him as he comes along. It's interesting because what they do is they play them at multiple positions during their career and that's helpful when they get to the National Football League."

Coming into the pros, Morse had college experience at right and left tackle, along with the center position. With the vacancy at center, the Chiefs announced Morse at that position on draft night.

At training camp, Morse started with the second-string team, but quickly moved up on the depth chart. By the middle of the preseason, it became clear the starting center role would be his.

10 games later and in the midst of a four-game winning streak, the Chiefs have to be happy looking back at their decision as Morse is among the top 10 of his position in the league (Pro Football Focus).

"He's come a really long way," quarterback Alex Smith said of Morse. "He's gotten a lot thrown at him. We've faced a lot of different types of fronts and different things and I think he's done such a great job learning week in and week out being able to handle all that stuff."

Off the field, Morse is mild mannered. He's easy to talk to. He can frequently be seen joking around with his teammates.

On the field, he's a force. He's athletic. When Smith drops back to pass, he gives him time. When Reid calls a screen, he zips to the outside to block. He's aided greatly in what has been a near seamless transition from Jamaal Charles to Charcandrick West.

But ask him about his personal success and he'll divert the conversation. More than simply his ability on the field, Morse has the makeup of what you want in the center of your line—he loves his team.

"I feel like we're marching along," he answered when asked about how his rookie season has gone thus far. "There have definitely been some learning experiences, but that's part of football especially as a rookie. I've been feeling like we've been doing real well and as long as we keep growing as an offensive unit, with the older guys helping us younger guys, collectively doing what we need to do, then we're going to be good."

It's no wonder why he has the whole coaching staff behind him.

"Mitch has improved every week and he's gotten a lot better," offensive coordinator Doug Pederson said. "He's seeing things a lot better. The game is slowing down for him."

When Ben Grubbs suffered a neck injury against the Pittsburgh Steelers in Week 7, the Chiefs inserted another veteran in Jeff Allen to the starting lineup, and that has seemed to only benefit the rookie.

"To have a guy like Jeff next to him – a veteran guy who's been in not only that center role but he's now playing that guard role, I think there's great communication there," Pederson added. "That's really everything with the offensive line - the communication level and having a guy like Jeff next to him has benefitted Mitch and is kind of keeping that offensive line going in the right direction."

This coming Sunday, Morse and the Chiefs face a Buffalo Bills team known for their aggressive style of defense and talented front seven.

"This week will be a big challenge for both he and I," Smith said, "more than usual because of all the different looks that defense does. We'll have to do a great job communicating up there making sure we're on the same page."

Using the last 10 games, and more specifically the last four, as evidence, that shouldn't be a problem.

"I feel like we're tough, man," Morse said. "I think these few weeks, what helped us win is we're a physical unit. We don't quit on plays and that's really helped us out, kind of set the tone for the offense and how the game's going to go."

The 2015 Chiefs offensive line: one of many changes with one powerful constant.

His name is Mitch Morse.

(Tamba Hali)

Tamba Hali beat odds to become one of NFL's great pass-rushers

Adam Teicher
ESPN
December 1, 2015

KANSAS CITY, Mo. -- Over the years, the Kansas City Chiefs have drafted more than one player they thought had the ability to become an elite NFL pass-rusher.

Then there was Tamba Hali, the Chiefs' first-round draft pick in 2006. In him, the Chiefs saw a raw player who always tried hard. Maybe, they thought, he could eventually develop into a nice complementary player.

But they didn't think he could be what he has become -- not a top-50 all-time pass-rusher. He was too slow. He wasn't strong enough.

What has happened has surprised even Hali himself.

"I tried to run a 4.6, and I ran a 4.8," Hali said, referring to his college times in the 40-yard dash. "I wanted to bench [press] a lot. I didn't. There are goals for myself that I never accomplished, so I would probably agree with you that you wouldn't think I'd be in this conversation.

"It's humbling to know. It takes a lot of work to get to where I am."

Hali, who is second on the Chiefs in sacks this season with 6.5, recently moved into the top 50 on the NFL's all-time list. He has 86 career sacks, which ties him with former New England Patriot and Cleveland Brown Willie McGinest for 48th all time.

That's the thing about Hali: He is fueled by his failures -- not his successes. If it were the other way around, Hali might not have lasted for his 10th NFL season.

But Hali plays so hard -- as if his job depends on his getting to the quarterback on every play -- that his effort increases every time he doesn't get there in time.

Being known as much for his effort as his ability doesn't bother Hali. Instead, he wears it like a badge of honor.

"Part of my job is to hustle," he said. "It didn't come naturally to me. Some guys are naturally strong or just flat-out fast. The game I play, it has to do with longevity, the toughness of the man and enduring the pain and everything, going through all the aches and still being accountable, available.

"That means a lot to me -- more than just having raw talent. Guys who are talented but don't work at it, it's just for a flash, and then they're gone. You have to have talent, but you have to work and work tirelessly until it becomes second nature to you."

When people around the NFL talk about Hali, the first thing they mention is his effort. His talent is often an afterthought.

Hali isn't fast, but he has great closing speed. He showed that Sunday, when he ran around Buffalo tackle Seantrel Henderson and stripped Bills quarterback Tyrod Taylor from behind for the Chiefs' only sack of the game.

"He's not going to run a fast 40," said Herm Edwards, the Chiefs' coach when Hali was drafted. "But 10 yards? Oh, boy. He gets off the ball that way. We understood that when we drafted the guy. He was just learning to play the game. We knew he would figure the game out because we knew he would work at it."

When Hali says he has to work tirelessly to make football second nature, he means it. Hali, who moved to the United States from Liberia when he was 10, didn't grow up in a football culture. He spent his early years in the U.S. learning to read and write a new language.

"You have to understand that I came to the United States in 1994, and I was just starting to read [English]," he said. "Playing football was just something fun for me. It wasn't a goal. I went out and played, and I did well, but I didn't know what college scholarships were. I didn't understand that process.

"So even when I got to Penn State, the NFL wasn't a goal I set. I wanted to go to school and get a degree. My junior year, my coach sat me down and just basically said, 'If you want to play on the next level, you have to get to the quarterback.' The following year, I got to the quarterback."

Since joining the Chiefs, Hali has been fortunate to play with a couple premier pass-rushers: first Jared Allen and later Justin Houston. They are the pass-rushers who generally demanded the most attention from opponents on a down-by-down basis.

But Hali flourished in the years between Allen's departure and Houston's arrival. Hali had his career high of 14.5 sacks in 2010, two years after the Chiefs traded Allen to the Vikings and one year before they drafted Houston.

One thing Hali had to learn was how to play through injuries. He initially adopted the natural approach of wanting to sit out until all the aches and pains were gone. Edwards, among others, eventually helped prod Hali to take the opposite approach.

Since then, he hasn't missed a game in the past season-and-a-half, despite an ailing knee that many weeks prevents him from completing the practice week.

"That was the hardest part for me," Hali said. "Once you can get over that 'I'm hurt, I'm injured, I can't go,' once you get of that mind that 'I'm going to be out there, regardless,' you start realizing once you're out there how much of a threat you are even when you're not at your best."

In Hali's case, that means winding up his NFL career among the top 50 pass-rushers all time.

"I'm happy for Tamba, happy that he could finish his career in Kansas City," Edwards said. "He's going to go down as one of the better guys to play that position."

(Derrick Johnson)

Chiefs linebacker Derrick Johnson is playing better than ever, and here's why that's remarkable

Sam Mellinger
Kansas City Star
December 18, 2015

A ruptured Achilles' tendon means an All-Pro linebacker's body is as useful on an NFL team as your neighbor's. But the mind is a different thing entirely, so Derrick Johnson's family grew used to a sort of a next-level broadcast during Chiefs games last year.

They met most Sundays at Johnson's house in Austin, Texas, maintaining the tradition of a dozen or so gathering for Beverly Johnson's famous breakfasts — pancakes, biscuits, omelettes, hash browns, fruit, bacon, you name it.

Once the game started, Johnson took his place on the couch and just could not help himself. The Achilles' in his right leg ripped in the Chiefs' season opener, and that kind of injury has killed many careers — careers of younger men, and of men who rely less on speed on quickness than Johnson.

He knew that, but he buried the scary facts under a carpet of positivity. During the week, it was non-stop workouts at the Total Athlete gym he runs with his brother Dwight. And on Sundays, it was watching his teammates, as involved in the game as a person can possibly be from his living room.

"That was hard," Derrick said.

"Every game, at some point, it was, 'Boy, I wish I could be out there,' " said Beverly, Derrick's mother.

"He's just so antsy," Dwight said. "It was, 'It's a slant! It's a slant!' Or, 'Cover 2! Get in Cover 2!' He's calling it out from the couch, because he knows the tendencies of all the teams."

Johnson is back on the field now, which is significant on its own. A study released seven years ago — researchers are working on an update — found that at least half of the athletes who rupture their Achilles' tendon never return to competition. It is, perhaps, the worst injury an

athlete can suffer. The effects are worse for those who rely on speed, and worse still the older they are.

For Johnson, who turned 33 last month, the best outcome seemed to be a return with noticeably reduced effectiveness.

Instead, he is playing every bit as well as he did before the injury. Perhaps better. He thinks he is faster than ever, and Chiefs coach Andy Reid said Johnson is as good or better than the year before he was hurt.

Johnson leads the Chiefs and entered this week's games eighth in the NFL in tackles. Pro Football Focus rates Johnson as the second-best inside linebacker in the league this season, and the website's metrics say he's on pace for the best season of his career. It is hard to imagine the Chiefs carrying one of the league's best defenses or a seven-game win streak into today's game at Baltimore without Johnson's remarkable recovery.

Eric Berry's return from Hodgkin lymphoma is without peer in the NFL, but Johnson's rebound from his own injury could be without precedent. Selene Parekh, an associate professor at Duke's orthopedic surgery department, has done extensive research into Achilles' injuries and says he does not know of an athlete Johnson's age who has made such a full recovery.

"I don't," he said. "I can't think of anyone. I'll go back tonight and see if I'm just forgetting anyone, and if so, send you an email."

He did not send an email.

Physical recovery starts with the mind. This is how Johnson sees it, anyway. You cannot rehab an injury — heck, you can't do anything worth doing, really — without first believing you can do it.

Sure, he knew the statistics. Knew that his might have been the worst possible injury for a 30-something linebacker who made his impact with speed and explosiveness. So he focused on the positives.

When he talked of the injury, he focused on the talent of his surgeon, the improving techniques of the surgery, the knowledge of the people guiding his rehab, and the resources available to him at his gym in Austin. Being able to measure progress and exchange motivation with Mike DeVito, the teammate who suffered the same injury in the same game, was a help.

Even when Johnson could barely walk — and when he says this, he hunches his back, and pantomimes an elderly man's gait — he kept a strong mind and said, "Hey, I'm walking already!"

Instead of thinking about the statistics, he called or studied success stories like Robert Mathis and Terrell Suggs.

"You speak things into existence," Dwight said. "What you put into life is what you get back. We believe that."

Optimism can only go so far, though. At the beginning of the season, Johnson talked about being completely back to full strength. He said there was some fine-tuning to do — train your eyes, is his term — but that in practical and physical terms he was the same player from before.

He now sees that was more of him "speaking things into existence" than literal truth. At that point, the focus from the outside was primarily on the simple fact that he was returning (though, understandably, most of the "return" focus was on Berry) and that he began the season just 15 tackles short of the Chiefs' all-time franchise record.

He passed Gary Spani's mark in the third game of the season, a blowout loss at Green Bay, but needed another month before he felt right.

Because when Johnson is asked to be self-reflective about his season, he thinks of the Lions game in London as the turning point. Before that game, he made some big plays, but not enough. At least, not enough to his standards. He has always been an overachiever, a perfectionist, and to him, if he's not making what he calls "impact" or "preventative" plays, well, you could anybody to merely fill a position.

But from the Lions game on, those important plays have become routine. He doesn't list them, but if you go back and watch him in each of the Chiefs' last six games you can see what he's probably talking about.

Against Detroit, he showed blitz over the center, but then came around the outside on a stunt, perfectly timing his move to confuse the offensive line and sack Matthew Stafford unblocked.

At Denver, he made tackles on both sidelines, and timed and disguised another blitz perfectly to sack Peyton Manning.

At San Diego, he had perfect coverage on a well-run route and well-run throw to Ladarius Green, diving across the body and knocking the pass down.

Against Buffalo, he found himself isolated in coverage against LeSean McCoy in the end zone, a linebacker shadowing one of the game's great playmakers and deflecting the pass to save a touchdown.

At Oakland, he made two drive-stalling plays on Latavious Murray in a row — swooshing around the linemen to stop a run for no gain, and, with David Carr calling out Johnson's number before the snap, reading an underneath throw and making the tackle for no gain.

Against the Chargers, he dropped into coverage and killed the last drive before halftime by intercepting a deflected pass.

These are just moments — snippets from each game — but they are largely how Johnson judges his worth. For the most part, these are plays Johnson makes with his quick mind and quicker feet.

A hundred and fifty-one games have a way of giving a man an edge if his body can keep up, and to hear Johnson tell it, the reason his body is keeping up has only a little bit to do with the tackles record.

"I have a lot of things to get done," he said.

The record is nice, just like another year at the Pro Bowl or being voted All-Pro would be nice. But that's not why he came back. He has never been part of a playoff winner. Just three Wild Card Game losses in 11 seasons.

A year of rehab gives a man time to think, and Johnson is sure of two things: the Chiefs would have made the playoffs last year if he'd stayed healthy, and this is the best chance he's had yet of postseason success.

"Yes, it is," Johnson said. "It's easy to say that right now with the momentum we have. But looking at the beginning of the year, I thought this was the best roster I've been on."

(Alex Smith)

How Alex Smith's running ability has lifted the Chiefs' offense

Terez Paylor
Kansas City Star
December 19, 2015

With 16 seconds left in the first half of their showdown against San Diego last Sunday, quarterback Alex Smith showed why his mobility in the pocket has long been considered a strength.

The Chiefs had the ball at the Chargers' 40-yard line and were looking to pad a seven-point lead. On second and 10, Smith received the shotgun snap and scanned his downfield options. He was not looking to run, but the protection up front was good, and as the Chargers' defensive backs dropped deep in man coverage, he spotted the back of their jerseys.

At this point, his instincts took over. With pass rushers closing in, Smith spotted a running lane to his left and sprinted 18 yards before ducking out of bounds at the 22-yard line with 7 seconds left. Kicker Cairo Santos' ensuing field goal gave the Chiefs a 10-point halftime lead and a crucial cushion down the stretch of a 10-3 victory.

"That scramble right before the half won us the game," backup quarterback Chase Daniel said. "It was awesome for him. I know he enjoys running, getting a little dirty every once in a while."

Indeed. The play was, in many ways, an example of the way Smith has lifted the Chiefs during their seven-game winning streak, both with his mind and his legs, as he ranks fourth among quarterbacks in rushing with 366 yards, while his long of 49 yards ranks second.

There is an art to being a mobile quarterback in the NFL, one that Smith has excelled at the last several games. Run too much, and it can limit the effectiveness of the designed plays. Run too little, and you're a sitting duck in the pocket.

Mobile quarterbacks also need to protect themselves beyond the line of scrimmage, where angry defenders lick their chops to light them up. That's why quarterbacks almost always slide before contact, which Smith does, but with a flair — and a defensive, spikes-up style — that his teammates rib him for, though ultimately concede its effectiveness.

This is all part of the Alex Smith package, which has helped the Chiefs rebound from a 1-5 start to an 8-5 record heading into their road game against Baltimore today.

"I think throughout his career, he's had a pretty good feel for that," coach Andy Reid said of his 31-year-old quarterback's rushing ability. "The linemen, there are seams there that are created, so if he has to go, he's got to go."

"The one good thing about him is he always has his eyes downfield and looking to get it to the receivers, if possible — (running) is kind of the last resort there."

While the offensive line has improved the last two months, Smith's ability to remain poised in the pocket and escape trouble, when necessary, has played a big role in them going from allowing four sacks per game during the 1-5 start to a little more than two during the seven-game winning streak.

"Ideally, you don't want to make a mistake (up front)," right guard Laurent Duvernay-Tardif said. "But when you see your quarterback running ... it gets you pumped because you know your quarterback is with you."

During the winning streak, O-line coach Andy Heck's group has adopted an inside-out philosophy in pass protection designed to simplify the scheme and protect Smith from having to deal with free rushers up the middle.

Also, the Chiefs have developed a counter, of sorts, to all the stunts and defensive-line games teams tortured them with earlier this season. It has not been rare to see them pushing stunting defensive linemen wider upfield, which creates natural rushing lanes for Smith.

Smith's athleticism — he ran a respectable 4.71 at the 2005 NFL Combine and was an option quarterback in college at Utah — poses problems for defenses. But Smith remains a pass-first quarterback and plays for a head coach in Reid who specializes in throwing the football.

"I just think that it helps you in your run-pass options at the line of scrimmage," offensive coordinator Doug Pederson said.

But Smith's awareness and athleticism aren't the only things that make him an effective runner. His occasional jump slide at the end of runs — when he leaps into the air with gusto and slides

with his spikes up, Ty Cobb style — have become the stuff of legend in the Chiefs' quarterback room. "The quarterbacks give me a hard time about it," Smith said with a laugh.

Smith, however, says he does it for two reasons.

"One is if you slide and you hydroplane, (the officials) mark you down pretty far back," Smith said. "It makes a difference of 4 or 5 yards ... I think if I jump into it, I'll get half that back."

And the second part of it — and why his coaches condone it — is for his own protection.

"You're sliding (normally) and you're really vulnerable," Smith said. "Some of (what I do) is to try to get something in front that, if someone was coming (at me hard) like that, maybe you've got a better chance to protect yourself."

Backup quarterback Aaron Murray said it looks as if Smith is "trying to kill somebody" when he slides.

"It's just funny to watch on the film," Murray said. "He's literally jumping in the air."

Daniel, who uses a more conventional approach to sliding, also gets a good laugh out of Smith's technique, but he doesn't doubt its effectiveness.

"When it comes to running ability, you can put Alex up there with some of the best to ever play the game," Daniel said.

"He's so athletic, he's so smart ... he doesn't look to run, but when he sees an opening, he knows how to run, how to get down and how not to take a hit."

Smith says the latter is something he's developed with age, and something he will surely continue to do down the stretch as the Chiefs continue their march to the playoffs.

"You learn it over time," Smith said. "I think you just get better at knowing the game situation and playing fast and being smart about it. And I think I've gotten a lot better at that as I've gotten older and played more."

(Eric Berry)

Eric Berry's cancer doctor is 'truly awed' he made the Pro Bowl

Sam Gardner
FOX Sports
December 23, 2015

Last December, Kansas City Chiefs safety Eric Berry was diagnosed with Hodgkin's disease after an MRI revealed a mass on the right side of his chest. Doctors initially described the cancer as "very treatable and potentially curable," but the news, like any cancer diagnosis, put Berry's future as a professional football player very much in doubt.

Less than seven months later, however, Berry learned that he was cancer-free. By the end of July, he was cleared to practice, and in mid-August he was on the field for the Chiefs' first preseason game.

There were still questions to be answered about how Berry's lymphoma battle would affect his play once the regular season started, of course. But through 14 games, Berry has looked very much like the Berry of old, with two interceptions and 58 tackles for 9-5 Kansas City, which can potentially clinch a playoff spot this weekend.

Berry's return to form was only further confirmed on Tuesday night, when he was rewarded with his fourth Pro Bowl selection, a distinction that thrilled Dr. Christopher Flowers, who diagnosed and treated Berry at Emory University's Winship Cancer Institute.

"I was truly awed by the incredible achievement," Flowers told FOX Sports. "I reached out to him today to congratulate him, and Eric is really, truly a testament to the great will and spirit of an individual in overcoming this cancer. He's been a fighter through all of his therapy so far and has really had the best outcome that we could have possibly hoped for him at this point."

Throughout his fight, Berry remained determined to not miss any time as a result of the disease. And according to Flowers, a battle like the one Berry fought is nothing short of commendable.

"He was treated with what was a multi-agent, multi-drug chemotherapy that typically lasts several months, and I tell people going through this that have standard desk jobs that this is the kind of treatment that will take somewhere from three and six months to recover back to performing their usual duties," Flowers said.

The fact that Berry's job is the farthest thing imaginable from a standard desk job makes it all the more impressive the he was able to return to the field at a Pro Bowl level less than a year

after his original diagnosis. That isn't lost on Flowers' other patients, either, as he said they regularly use Berry's story as a source of their own motivation.

"There have been numerous patients, treated at my clinic and other clinics at the Winship Cancer Institute, who were receiving care at the same time and even afterward, who found his story inspirational," Flowers said. "And they really use this as a drive to be able to continue on in their own care as they battle against lymphoma and against other cancers.

"I can't tell you how many times patients or patients' families have reached out to me because of Eric's story. These are people who want to seek additional care or to seek additional opinions or pursue new therapies and face their own cancer care in courageous ways because of the things that Eric has been able to do."

(Derrick Johnson)

Derrick Johnson discusses the turnaround of the unheralded Chiefs

Don Banks
Sports Illustrated
December 29, 2015

When the smoke clears after Week 17 of the regular season in the NFL, there will be a whopping four playoff-bound teams that dug themselves out of sizable holes in late October with impressive turnarounds: Washington and Seattle in the NFC, and Houston and Kansas City in the AFC. But nobody had more heavy-duty excavation work to do than the Chiefs, who found themselves sitting in last place in the AFC West on the morning of Week 7, Sunday, Oct. 25.

After winning a combined 20 games in coach Andy Reid's first two seasons on the job, Kansas City entered the season with strong playoff hopes, only to lose five consecutive games following a win in its opener at Houston. At 1–5, the Chiefs were also dealing with the reality of having lost their most explosive playmaker, running back Jamaal Charles, to a season-ending knee injury in a Week 5 loss at Chicago.

Things looked bleaker than bleak, given the 1970 Bengals were the NFL's only team to ever rebound from a 1–5 start to make the playoffs, winning seven straight after starting 1–6 to earn a wild-card berth in the first season of the AFC-NFC format. But the Chiefs have yet to lose a sixth game, and their nine-game winning streak is the AFC's longest active run, and is tied with Arizona for the league's best. They've clinched at least a wild-card spot and could still win the division if they beat Oakland at home on Sunday and get a San Diego road upset of Denver.

I spoke with Chiefs linebacker Derrick Johnson—the team's longest tenured player along with fellow 2005 draft pick Dustin Colquitt, the team's punter—on Tuesday morning about his team's remarkable comeback this season. Like his team, Johnson has rallied in 2015, after suffering a season-ending Achilles tear in Week 1 of last season. The three-time Pro Bowler has been perhaps Kansas City's most consistent player this year and is one of the faces of the franchise.

Don Banks: The Chiefs are the hottest team in the AFC, but I suggest that you're on the most under-the-radar and overlooked nine-game winning streak in NFL history. Do you guys like that down-in-the-weeds position you're in, and is that the perfect spot from which to mount a long playoff run?

Derrick Johnson: You've got to use anything you can for motivation. It may be quiet now, but when it's all said and done and the playoffs get here, we'll get as much media time as we need. So we're O.K. flying under the radar. We don't get distracted. We've got a high-character team and we just keep our heads down and keep working, and our goal is to win it all. We're trying to put ourselves in the position to do that.

DB: Tell me the truth: At 1–5, are you thinking you're still alive for the playoffs, or that nine straight wins are on the way?

DJ: You know what, that would be too far-fetched to actually even talk about the "P" word at that time. We were just trying to win one game, and we weren't panicking, but there was a sense of urgency. It was, 'Hey guys, we're underachieving. We have a good team. We need to start

getting it done.' There was some players meetings going on. I knew if everything held true from what I believed at the beginning of the season, I knew we were a pretty good team. But we weren't doing the job at the beginning of the year, for whatever reason.

DB: As oversimplified as it may sound, did the Chiefs draw any inspiration from the Royals' playoff success? Your turnaround as a team started two days before the World Series began. Did that spark a change in focus or attitude after Week 6 and that 1–5 start?

DJ: Well, I mean, of course it's two different sports, and there was a whole lot of other elements involved with winning and losing in regards to the beginning of our season and the Royals being in the World Series. But for the city of Kansas City, that helped out the vibe, having the Royals winning the World Series and taking it all.

We were rooting for those guys and trying to get ourselves going at the same time. But it's just a coincidence that it happened at that time, that our streak started at that time. We had been doing things the right way consistently, and finally the ball started rolling our way and we started winning. Not to take any credit away from the Royals, they did their thing. But we have a whole 'nother sport and it's different.

DB: But they must have helped at least set the tone for comebacks in Kansas City, didn't they, with their repeated rallies in their playoff games? Did that help make it feel like anything's possible in K.C. this year?

DJ: That's exactly right. It just showed the grit and the motivation that this city and this community has, and how they're behind us. Even when we were 1–5. Don't get me wrong, we had some loyal fans. Kansas City is a Chiefs town. And for the Royals to do what they did, man, that just helped out big time. They painted the city blue and now we're going to see if we can paint it red.

DB: There's never a good time to start 1–5, but if there is a better time to start 1–5, I'd imagine it was while the city was entirely captivated by the Royals postseason run. Did that buy you guys a little time to get things turned around?

DJ: That's so true. That's so true. You never want to start out a season like that. If you told us that at the beginning of the year, you guys'll be 1–5, but you'll get to the playoffs, we would have said you're crazy. That's crazy. But we've got a lot of leaders on this team, veteran leadership, and Andy Reid, as far as the job he's done, keeping our confidence high at all times, even when we were losing, he's just a heck of a coach. At 1–5, you have to coach your butt off. He's a big part of this winning streak.

DB: You haven't lost since Oct. 18, Week 6. What's that feel like to be a football player and go 71 days, or more than 10 weeks, without tasting defeat?

DJ: That doesn't happen often. One other time a couple years ago (in 2013), we started 9–0. But now we're peaking at the right time and our confidence is really high. We're not conceited, but very confident. And that's going to help us throughout the playoffs, knowing our wins came in the second half of the season. We just need to keep rolling. We're an excited group, but there's a lot more that we can do better.

DB: You're tied for being the senior-most Chief in terms of continuous service, and you've said this is the most talented Chiefs team you've been on? You've been to the playoffs in 2006, 2010, 2013 and now you're going in 2015. Why was this your most talented team in your eyes?

DJ: We just have a lot of proven players, a lot of Pro Bowl players. Don't get me wrong, I don't want to say the Pro Bowl is the best thing out there, but it puts a tag on people as far as what caliber players we are. We've got a lot of Pro Bowl players on this team and at the beginning of the year, I said it a couple times that this is probably the top one or two teams I've been on in my 11 years, and that's saying a lot.

DB: Watching that Denver game Monday night must have been tough. Cincinnati is winning 14–0, and Kansas City's shot to win the AFC West is so close you almost can taste it, and then it all turns the other way. Does that hurt, or are all your goals still attainable via the wild-card route if you have to go that way?

DJ: Everything's still attainable. You don't want to get too focused in on other people controlling your destiny. We know we still control our destiny. We're in a heck of a spot right now. Of course we can move up in the seedings, but at the end of the day, it doesn't matter the [seed] that you go into the playoffs with. Our mindset is if we're going to go, we're trying to win it all. However it unfolds, we've got to win it all.

DB: You've punched your ticket for the playoffs, so all that's left is tasting victory in the postseason. This franchise is 0–7 in its last seven playoff trips going back to 1994, and you're personally 0–3 in the playoffs. Two years ago in Indianapolis, the Chiefs let that huge second-half lead get away. How much does it burn to get that goose egg off the board in the playoffs for the franchise?

DJ: Man, we need to get it off real quick. It's one of those things that's been hanging over our heads. Every year is different, so we're not going to be going into the game thinking, 'Oh, we haven't won in a playoff game in however many years.' It's not like that. But we have to take advantage of our opportunity and seize the moment and what better way to do that than to come from 1–5, working our way all the way back, and now to have an opportunity to win our first playoff game in probably 20 years?

DB: How does a team lose one of the best running backs in the league in Jamaal Charles and proceed to lead the NFL in rushing from Week 6 on? That defies logic and conventional wisdom. Can you explain that?

DJ: Not at all. I cannot tell you how that happened. If you had told me that before it happened, I'd say something's not right about that. But what have I seen go right is the determination of the young guys stepping up when they needed to, being that next man up. Charcandrick West and Spencer Ware have done a great job of helping out with big shoes to fill. We needed two people to fill Jamaal Charles's shoes. It's one of those things we wish he was with us, but it's always next man up.

DB: You have four sacks this season and are one sack away from a career high. You've turned in another strong season, but you play with stars like Justin Houston and Tamba Hali, so you don't always get the media attention. It would seem you're having an under-the-radar season on this under-the-radar team.

DJ: I appreciate that, man. We have a lot of good players on this team, and even though the media part is not there as much because it's a smaller market here in Kansas City, I think the guys on the team really appreciate what I bring to the table and I really value their opinions. I got my 1,000th career tackle earlier this year against Green Bay and broke the Chiefs' team tackle record, so that was a big deal for me, especially coming off the Achilles injury last year. Being all the way back now and being able to help my team win, it's been an awesome year.

DB: What's the DNA of this team? I see almost no turnovers by quarterback Alex Smith, a reliable running game and a stout defense with so many different playmakers, doing whatever it takes to win games. What's your assessment of this team's winning formula?

DJ: We're tough, a very tough-minded team. We have a running game that's always there for us, we don't turn the ball over, and we try to create turnovers on defense and stop the run, making teams one-dimensional. That's been the pedigree through this winning streak we've had, and hopefully we can keep it going.

DB: Let's talk about Andy Reid's dancing. He's doing the dab. Your thoughts, critiques?

DJ: You know what, that surprised the heck out of me, man. Usually as we come in he gives us a little fist bump, or maybe a "How 'bout those Chiefs?" after we win. But for him to do the current dance, the dab, that was a good one that he laid on us, to see an older guy get himself to do that.

(Team)

Here's Why Everyone Deserves Credit for Chiefs Current Nine-Game Winning Streak

BJ Kissel
Chiefs.com
December 30, 2015

He's quick to point the credit towards general manager John Dorsey for constructing a roster that could not only handle the kinds of injuries the Kansas City Chiefs have faced this year, but also thrive in the aftermath.

It's worth arguing that what the Chiefs have accomplished this season has been the best work of Andy Reid's illustrious career, and because of that, Reid deserves serious consideration for the NFL's Coach of the Year award.

But much like his players, four of whom were recently honored with Pro Bowl nominations, including two first-timers in Marcus Peters and Travis Kelce, who went no further than simply saying, "That's cool, but it's not what we're about," in regards to being honored among their peers, Reid isn't concerned with personal accomplishments or accolades.

That's not the focus, that's not the goal and that's not what's real.

What is real about the 2015 season thus far?

The Chiefs have been without their best offensive player and the franchise's all-time leading rusher—Jamaal Charles—since Week 5. Their best defensive player and the NFL's reigning sack leader—Justin Houston—has already missed more than a quarter of the season with a knee injury.

And that's just at the surface of what the Chiefs have dealt with this season. After a 1-5 start that saw two heartbreaking losses in the final seconds of the first two home games—plus the injury to Charles in that devastating loss to the Chicago Bears—the stars had seemed to have aligned to where nobody would have been surprised if things had continued to spiral out of control for the Chiefs from there.

But that's not what happened.

They refused to let anything derail the belief they had in themselves that it wasn't too late to turn things around, and despite who was injured for the season or who was unable to go in any given week, there was confidence and trust in the next man up to get the job done.

Whether it was little-known second-year running back Charcandrick West out of Division II Abilene Christian, or this year's first-round pick, Marcus Peters, the guys have responded when their name was called.

The Chiefs join the 1970 Cincinnati Bengals as the only teams in NFL history to start the season with a 1-5 record and ultimately make the playoffs.

It's already been a historic run, and it's far from over. But how do you spread the credit around after such an amazing turnaround?

Well, there's plenty to go around.

It starts with Dorsey and the personnel staff for putting together a roster with such depth that it could not only withstand, but also prosper through a variety of injuries to different key parts of the roster.

They've had injuries along the offensive line, starting with veteran Ben Grubbs, who coming into the season was the only player expected to start along the line that had been in the league for more than five years.

It was an already-young group and he was brought in to help solidify the core with a veteran presence. Grubbs hasn't played since Week 7 and was placed on Injured Reserve on December 1 with a neck injury.

Former No. 1 overall pick Eric Fisher was set to begin the season at right tackle but wasn't able to play in the opener against the Houston Texans because of an ankle injury, and therefore, Jah Reid, who had been picked up by Dorsey and crew just six days earlier, started Week 1 against Houston.

Just nine starts later, Reid would sign a multi-year contract extension with the Chiefs.

Fisher took over at left tackle for the Chiefs back in Week 7 against the Pittsburgh Steelers and they haven't lost a game since.

The most consistent offensive lineman for the Chiefs this year?

It's rookie second-round pick Mitch Morse, who leads all offensive linemen with 861 total snaps played.

Second-year player Zach Fulton has started at right guard, center and left guard already this season, providing key depth to an offensive line that has seen seven different starting combinations this season.

Here's a look at the game-by-game starters for the Chiefs offensive line.

With the season-ending foot injury to rookie tight end James O'Shaughnessy, the Chiefs have gotten 102 total snaps from another rookie in Brian Parker, who they picked up via waivers from the San Diego Chargers right before the season began.

In the defensive backfield, starting nickel cornerback Phillip Gaines was lost for the season with a torn ACL suffered in the Week 3 loss in Green Bay.

The versatile veteran Ron Parker, who has rotated between safety and cornerback throughout his time in Kansas City, was asked to move back inside to nickel after the injury to Gaines.

It's a difficult transition that Parker has handled beautifully and it's one of the most underappreciated storylines of a Chiefs defense that over the past nine games, has allowed just 12.3 points per game, which ranks as the best in the NFL.

The defensive line went eight straight games without Dontari Poe (Week 6), Mike DeVito (Weeks 7, 8, 14) and Allen Bailey (Weeks 10-13) all being available in the same game.

Jaye Howard, who was picked up on waivers from Seattle by Dorsey back in 2013, has been the one constant for the defensive line, and he's responded with a career year in terms of tackles (53) and sacks (4.5). He's also forced a fumble and recovered 2 of them.

It's a difficult transition that Parker has handled beautifully and it's one of the most underappreciated storylines of a Chiefs defense that over the past nine games, has allowed just 12.3 points per game, which ranks as the best in the NFL.

The defensive line went eight straight games without Dontari Poe (Week 6), Mike DeVito (Weeks 7, 8, 14) and Allen Bailey (Weeks 10-13) all being available in the same game.

Jaye Howard, who was picked up on waivers from Seattle by Dorsey back in 2013, has been the one constant for the defensive line, and he's responded with a career year in terms of tackles (53) and sacks (4.5). He's also forced a fumble and recovered 2 of them.

At outside linebacker, the Chiefs have relied on the expected impact of Justin Houston and Tamba Hali when they've been healthy, but in their absence, veteran Frank Zombo and second-year player Dee Ford have made enough plays to continue the defense's dominance throughout this winning streak, half of which has been without Houston coming off the edge.

Zombo has become particularly valuable, excelling on special teams and also filling in at both inside linebacker and outside linebacker throughout the season.

Last Sunday against the Browns, with both Houston and Hali out with injuries, Zombo played all 68 snaps for the Chiefs defense but didn't lessen his impact on special teams, where he tied for the team lead with 20 snaps.

All of this goes without saying of the return of Eric Berry and Derrick Johnson to lead this defense through all of these difficult times.

The "next man up" philosophy hasn't just been an overused cliché or punchline for this Chiefs team, but rather as a badge of honor to highlight what's truly been a team effort to pull off such a historic turnaround.

Led by Dorsey and his staff of dedicated evaluators, who largely go unappreciated for all of their behind-the-scenes work, Reid, who led the ship when times were difficult, the coaching staff as a whole, which had everyone ready to play, and the training staff, which quickly helped players get healthy and back on the field—the credit for what has transpired needs to be shared among all of these people, and obviously, with the players who were performing out on the field.

(Team)

How the Chiefs became 'the team that people don't want to play'

Sam Mellinger
Kansas City Star
January 2, 2016

Albert Lewis is a fan, even now, 17 years after his last NFL game, and of course he follows the Chiefs closely because how could he not? He played most of his 16 seasons and 225 games in a red helmet with an arrowhead on the sides. His name is spelled in bold black letters inside Arrowhead Stadium, forever a member of the Chiefs' ring of honor.

Football is a business, he likes to say, so he does not come to this as a blind fan but there is a little more pride in his voice when he talks about his favorite former employer. Especially now, nine wins deep into a franchise-changing win streak. He says it's largely the same feeling whether you're a fan, player, former player or, it seems, a former player who now coaches for perhaps the game's top Super Bowl contender.

Like, Kevin Ross, who shared a defensive backfield with Lewis in Kansas City and now coaches cornerbacks for the Cardinals.

"We had a conversation about this the other day," Lewis said. "He said, 'Man, the team that people don't want to play is the Chiefs.'"

A caveat: nothing in American sports promotes overreaction like football, and especially in the NFL, games are won and seasons are lost on a razor's edge. The conversation around the Chiefs would be different if, for instance, Danny Woodhead caught that final pass at Arrowhead or if the Browns had completed that comeback instead of going all Browns.

But results matter, and by now the Chiefs have a tall enough stack of irrefutable results that they have not only changed their season and perhaps the futures of some coaches, but they've changed the look, feel and even the odds of the AFC playoffs.

Because a conspiracy of favorable external context (top teams appearing vulnerable) and internal fortitude (one of the greatest in-season turnarounds in NFL history) has reshaped the way the AFC will be decided.

Going into week 7, the Chiefs were a 300:1 longshot to win the Super Bowl, according to Bovada. Only the Ravens, Bears, Browns and Jaguars had worse odds. Now, the Chiefs are a 14:1 bet. Only the Patriots and Broncos have better odds among AFC teams. Football Outsiders' leading metric has the Chiefs as second in overall team efficiency, and first among AFC teams.

This is more than a market correction. The closer you look at both the Chiefs and the teams they'll compete against, the better you feel about their chances to win a playoff game for the first time in 22 years, and possibly more.

Some of this is the simple logic that most of the reasons to doubt the Chiefs are buried under more than two months of nothing but success. They are giving up 13.2 points per game since week 5. Since the turn of the century, only five teams have been more effective defensively. Two of them made their conference championship games. A third was the 2000 Ravens, the Super Bowl champions and one of the best defenses of all time.

Quoting statistics like this can be notoriously misleading, and in this particular case the stretch used coincides with a severe drop-off in competition. So dismiss if you'd like.

But it also lines up with the Chiefs becoming more of what they now are. They played the first three games without top cornerback Sean Smith (who is allowing only 51.4 percent of his targets to be completed, according to Pro Football Focus). Dontari Poe, recovering from back surgery, went from playing less than 60 percent of the total snaps the first three weeks to about 80 percent in the 12 games since.

Similarly, Eric Berry (Hodgkin lymphoma) and Derrick Johnson (ruptured Achilles) have played faster and stronger as the season has progressed, and Marcus Peters has gone from good to great in the second half.

What's more, the Chiefs have played much of the last two months without Justin Houston (their best overall player) and Husain Abdullah (severely underrated and under appreciated). They played last week without Houston and Tamba Hali. All three players should be back for the playoffs.

The NFL has long marketed and valued offense over defense, but half of the last 10 Super Bowl teams have ranked either first or second in points allowed. Only three have ranked in the top five in points scored. Even with that rotten start, and basically five straight games without Houston, the Chiefs rank second in points allowed.

What's more, the Chiefs have scored six touchdowns on defense, meaning the opposition is averaging just 15.2 net points per game with its offense on the field. No team in the league has been better and, again, that includes the Chiefs' terrible first month.

The Chiefs' offense is not as good as the defense, but it's also much better than most casual fans probably realize. They are ninth in the league in points, and tied for ninth in yards per play, seventh in percentage of drives ending in points, and first in fewest turnovers.

Their offense is likely better than the tropes about Alex Smith's arm and Andy Reid's clock management allow, too.

In particular with Smith, the common criticisms and institutionalized doubts are both mostly earned but also a bad fit for how he has performed since October.

Smith has played three playoff games in his career. He beat Drew Brees in a shootout, was kneecapped by special teams mistakes in a loss to a defense that beat Aaron Rodgers and Tom Brady and won the Super Bowl, and threw for 378 yards and four touchdowns in a loss in which he played without Jamaal Charles and a starting receiver and still scored 44 points.

By virtually any measure, Smith is playing better than ever. He already has set career highs in yards, advanced metrics like Total Quarterback Rating have him on a career-best path, and studies of his play show more comfort and willingness to throw deep. In addition to all of that, he is one of the game's best running quarterbacks. His 437 yards rank fourth, and his 5.8 yards per rush average is higher than Cam Newton, Russell Wilson and Tyrod Taylor. Thirty-two of his 76 rushes have resulted in first downs or touchdowns, including 17 of 26 on third or fourth down.

Here's a sentence you didn't expect to be true: with the Steelers a relative longshot to make the playoffs, Alex Smith could be the best quarterback in the AFC postseason after Tom Brady.

This is not hyperbole.

His health, career postseason record and recent performance are all better than Andy Dalton. Denver's quarterback situation is a weekly soap opera, and Houston's is as bad as any playoff team in recent history. Ryan Fitzpatrick is having a very good season, and the Jets' receivers are better than the Chiefs', but he is also Ryan Fitzpatrick.

Wider comparisons of the Chiefs and their postseason competition are similar, and without the stink of their franchise's sorry playoff record, the reasons that Ross and others around the league see the Chiefs as so dangerous would be easier to see.

There are no perfect teams. The Patriots have Bill Belichick, Tom Brady and Rob Gronkowski but little else. They've suffered an astounding number of injuries, and gave up 65 points in consecutive losses to Denver and Philadelphia.

The Bengals have lost four of their last seven, beating only the Rams, Browns and 49ers, and will be playing with either A.J. McCarron or a diminished Andy Dalton, and have their own recent playoff failures. The Jets are probably undervalued by many, winning five in a row, but remain statistically unimposing, particularly on offense. The Steelers were just blown out by the awful Ravens, and the Texans are a product of the loophole that puts all division winners, no matter how mediocre, into the postseason.

So, strange as it may sound, the Chiefs have a real shot at this.

You know, it's not just former stars like Ross and Lewis who are high on the current group. Nick Lowery, the former kicker who is also in the team's ring of honor, spent much of a wide-ranging 30-minute conversation on a sort of magic he sees in this team.

Like many with ties to Kansas City, Lowery became enthralled with the Royals these last two years. The comebacks, the camaraderie, the relentlessness. It is almost certainly a coincidence of geography, but he sees a lot of similarities with the football team.

"They are playing almost like the Royals brand of football," Lowery said. "No major stars. They have no stars, but lots of heroes. Guys who understand what it takes to win, don't seem to care who gets the credit, and seem completely bought in on the bigger cause. That is the juice in the bottle that is the most elusive of all."

Lowery knows much of the Chiefs' postseason heartbreak in an undeniably personal way. As much as any fan, he has reason to be cynical. But as much as any football man, he also sees reason to be confident.

That's the inner conflict that will be determined by the rest of this Chiefs season, first on Sunday against the Raiders, and then, somehow, the next week in the playoffs.

(Alex Smith, Team)

How Alex Smith and the Chiefs Turned a Season Around

Jenny Vrentas
MMQB
January 5, 2016

KANSAS CITY — Maybe it's a coincidence, the locals say, but did you know the Chiefs haven't lost a game since the Royals made it to the World Series? That's one of many ways to explain the drastic turnaround of the Chiefs' season. But the most pertinent explanation has nothing to do with destiny or chance—it's how the trust of Andy Reid enabled Alex Smith to dig the team out of its early-season hole.

To tell that story, let's start by discussing one play. There were 36 seconds until halftime of the Chiefs' Week 16 game against Cleveland, the ninth win of their 10-game streak to close out the season, and the one that, as improbable as it would have seemed in mid-October, earned them a bid to the postseason.

In the red zone, the Chiefs called one of their bread-and-butter plays. They were in a 3 x 1 set, with receivers Jeremy Maclin, Jason Avant and Albert Wilson bunched to the left side of the formation, and tight end Travis Kelce the lone player to the right side. Kelce was supposed to run a corner route, but as Smith was preparing to take the shotgun snap, he didn't like what he saw. The cornerback on that side, Tramon Williams, had outside leverage, so it would be hard for Kelce to get open on a route that veered to the outside. But the free safety over the top, Donte Whitner, was cheating slightly toward the three-receiver side.

Standing over the line of scrimmage, Smith turned toward Kelce and gave him a verbal cue—"he yelled at me," Kelce says, smirking—to convert his route to a post. Kelce took off running, planted hard with his right foot to make the cornerback think he was going outside, then angled in toward the goalpost, right into the open void in the defense that Smith had anticipated. Touchdown.

On a very micro level, this is how the Chiefs turned around their season. The team was at a crossroads, falling to 1-5 and losing its top offensive weapon, running back Jamaal Charles. So to get out of it, they tapped into one of their most valuable assets: Alex Smith's brain, giving the veteran more freedom to change protections, runs and routes at the line. For as many great quarterbacks as Reid has coached in his West Coast system—as Brett Favre's quarterbacks coach in Green Bay, and in Philadelphia with Donovan McNabb—none has been given as much freedom as Smith has this season.

"We didn't do those types of checks with Brett, no," says Doug Pederson, Favre's backup in Green Bay and the Chiefs' offensive coordinator. "The game's changed a little bit since then. Defenses have changed. But it's funny, because I think Alex has changed Andy a little bit."

The labels that have followed Smith through his 11-year NFL career are largely dubious ones: Game manager. A guy you can "get by" with. But in Kansas City, it's hard to imagine the Chiefs would still be playing football in January without him.

KANSAS CITY — Maybe it's a coincidence, the locals say, but did you know the Chiefs haven't lost a game since the Royals made it to the World Series? That's one of many ways to explain the drastic turnaround of the Chiefs' season. But the most pertinent explanation has nothing to do with destiny or chance—it's how the trust of Andy Reid enabled Alex Smith to dig the team out of its early-season hole.

To tell that story, let's start by discussing one play. There were 36 seconds until halftime of the Chiefs' Week 16 game against Cleveland, the ninth win of their 10-game streak to close out the season, and the one that, as improbable as it would have seemed in mid-October, earned them a bid to the postseason.

In the red zone, the Chiefs called one of their bread-and-butter plays. They were in a 3 x 1 set, with receivers Jeremy Maclin, Jason Avant and Albert Wilson bunched to the left side of the formation, and tight end Travis Kelce the lone player to the right side. Kelce was supposed to run a corner route, but as Smith was preparing to take the shotgun snap, he didn't like what he saw. The cornerback on that side, Tramon Williams, had outside leverage, so it would be hard for Kelce to get open on a route that veered to the outside. But the free safety over the top, Donte Whitner, was cheating slightly toward the three-receiver side.

Standing over the line of scrimmage, Smith turned toward Kelce and gave him a verbal cue—"he yelled at me," Kelce says, smirking—to convert his route to a post. Kelce took off running, planted hard with his right foot to make the cornerback think he was going outside, then angled in toward the goalpost, right into the open void in the defense that Smith had anticipated. Touchdown.

On a very micro level, this is how the Chiefs turned around their season. The team was at a crossroads, falling to 1-5 and losing its top offensive weapon, running back Jamaal Charles. So to get out of it, they tapped into one of their most valuable assets: Alex Smith's brain, giving the veteran more freedom to change protections, runs and routes at the line. For as many great quarterbacks as Reid has coached in his West Coast system—as Brett Favre's quarterbacks coach in Green Bay, and in Philadelphia with Donovan McNabb—none has been given as much freedom as Smith has this season.

"We didn't do those types of checks with Brett, no," says Doug Pederson, Favre's backup in Green Bay and the Chiefs' offensive coordinator. "The game's changed a little bit since then. Defenses have changed. But it's funny, because I think Alex has changed Andy a little bit."

The labels that have followed Smith through his 11-year NFL career are largely dubious ones: Game manager. A guy you can "get by" with. But in Kansas City, it's hard to imagine the Chiefs would still be playing football in January without him.

In many ways, Smith is the prototype of an Andy Reid quarterback. That's why one of Reid's first acts as Chiefs head coach, along with new GM John Dorsey, early in the 2013 offseason was to ship two second-round picks to San Francisco in exchange for Smith, a price some deemed steep at the time.

Smith thrives on the intermediate throws that Reid loves, perennially completes more than 60 percent of his passes and is notoriously careful with the football (save for the anomaly of Sunday's win against Oakland, when he was picked off on back-to-back passes). Three Reid quarterbacks, McNabb, Nick Foles and Smith, rank Nos. 8, 9 and 10, respectively, in lowest

career interception rate in NFL history; a fourth, Jeff Garcia, is 12th. During a span this season from late September to mid-December, Smith threw 312 passes without a pick, the second-longest streak in league annals.

Smith will never put up eye-popping quarterback stats—he ranked 20th in the NFL with 3,486 passing yards and 20 passing TDs this season—because he’s not asked to. The Chiefs are built to win with a strong run game, an opportunistic defense and a quarterback who makes good decisions. Being given more power, to make better decisions, has been a process. Or, as Smith puts it: “A battle, for three years, on some things.”

He’s grinning as he says it, because he and Reid have a strong relationship. Smith had never been with a coach and offensive coordinator in the NFL as long as he’s been with Reid and Pederson (and when three years is a long time, that speaks to the upheaval Smith has been through). Reid’s system is set up for the quarterback to have defined reads so he can move through his progression quickly, and move through plays quickly. If the first option doesn’t look good, just keep it moving to find the next open guy.

That’s in contrast to Smith’s last offense before coming to Kansas City. With former 49ers coach Jim Harbaugh and offensive coordinator Greg Roman, Smith would go to the line with as many as five different plays and then choose the best one based on what he saw. What’s happened this season is a blending of these two approaches. Take that Kelce touchdown play again: During the offseason, Smith and the coaches added five different adjustments Smith could make, whether with a verbal call or a hand signal, to change a receiver’s route depending on the look the defense is giving. Watching from the sideline, the coaches knew what adjustment Smith would tell Kelce to make. They knew it’d be a touchdown.

Ask any of Smith’s receivers, and they can rattle off an example from this season when his machinations have worked. Maclin caught a 32-yard pass against the Bills in Week 12, when Smith checked out of a screen pass. The Chiefs’ only touchdown in their Week 14 win against San Diego came off an adjustment, too. When the deep safety, Eric Weddle, came up on a blitz, Smith gave receiver Albert Wilson the cue to switch his route to a quick three-step slant instead of going deep. Wilson worked inside the cornerback covering him, and when the defender whiffed on the tackle, Wilson was in the clear to run the rest of the way for a 44-yard score.

“It has opened our eyes as coaches who have grown up in this system to sort of branch out and go, hey, that’s pretty sweet,” says Pederson, who was Reid’s quarterbacks coach for two seasons in Philly. “This just makes us better. This makes this play that much better. Those are things Alex has brought to us, and to be able to put that on his plate, and let him get us out of bad situations or get us into a better situation, slowly kind of crept us out of our hole at the beginning of the season.”

One of Reid’s strengths as a coach is to see the game through the eyes of his quarterbacks, no matter what style they play—and he’s certainly coached the gamut. Favre. McNabb. Michael Vick. Foles. Smith. Etc.

“I watched Mike Holmgren do that with Favre,” says Reid, whose first NFL coaching job was on Holmgren’s Packers staff. “Everything wasn’t like exactly like it was in San Francisco. Favre was different than Joe Montana. Steve Young was different than Montana and Favre. McNabb was different than those guys. You can go so many different directions with the offense, so you just kind of fit it into the personality of that player.”

Reid had followed Smith, from his college career in Utah, where he went 24-2 under Urban Meyer in his final two seasons (including 12-0 in 2004), through his early years in the NFL with the 49ers, when Smith started four games against Reid's Eagles. Reid always thought Smith would be a good fit for his offense, so when the Chiefs traded for him in '13, he already had an idea of how to play to his strengths.

Such as folding in some of the spread concepts from Meyer's Utah offense. Smith has rushed for a career-high 498 yards this season, and against the Raiders he converted a fourth-and-1 with an option run out of the pistol formation. During all those Eagles-49ers games, Reid had also observed how good Smith was making checks at the line of scrimmage. It took time to get there, but he was willing to open that up to Smith.

"I tell him, he's got the keys to the car," Reid says. "He's got ways in and out of plays, really every play, and I've got confidence that he can do it."

Reid's track record with quarterbacks was a big reason why Smith wanted to come to Kansas City—and yes, Smith had input into the trade. Most of his first eight seasons in San Francisco were a blueprint on how to ruin a No. 1 overall pick. Smith played for six offensive coordinators in his first six pro seasons, never being given a chance to master a system, or have his coaches master him. The 49ers never had a winning season those first six years, and he threw more interceptions (53) than he did touchdowns (51).

"You say a lot of quarterbacks would be ruined by that. I would say most. Most are ruined," says Rich Gannon, CBS commentator and an 18-year NFL quarterback, to whose playing style Smith's is often likened. "He was abused and mistreated those early years in San Francisco. It ruins your confidence and that of the people around you, whether it's teammates, the coaches or the fan base. No quarterback should go through what he went through."

By 2011, when Harbaugh was hired by the 49ers, "let's just say it," says Roman, Smith's seventh NFL offensive coordinator, "he was considered a bust." Though the 49ers had drafted Colin Kaepernick in the second round that year, Harbaugh and Roman decided to forge ahead with Smith. Their starting point was the same place that keyed the Chiefs' turnaround this year: Smith's brain. They wanted Smith to think through a football game, Roman says, like Jack Nicklaus used to think his way through a golf course. Smith was given the chance to find answers to problems on the football field, and when he did that his confidence started to rebuild.

Smith led the Niners to the NFC Championship Game during the 2011 season and was off to another good start in 2012. The entire NFL world knows what happened next: Smith suffered a concussion midseason, Kaepernick performed well in his absence, and Smith never got his job back. If Smith's early years in the pros calcified his mental fortitude, his stint as Kaepernick's backup confirmed his solidarity.

Roman remembers meeting with the quarterbacks the Monday before their second NFC Championship Game, which Kaepernick would start this time, and was impressed by the lengths Smith went to make sure that week's game plan would be one in which Kaepernick could succeed. A few weeks earlier, in Week 16 of the regular season, the 49ers offense had struggled in a loss amidst the deafening crowd noise of Seattle's CenturyLink Field. For the title game against Atlanta in the Falcons' noisy Georgia Dome, Smith advocated for a no-huddle attack that wouldn't rely on verbal communication. "He literally was like Kaepernick's agent," Roman says, "to make sure I didn't pile too much on him in the championship game."

It worked, and Kaepernick got the 49ers to Super Bowl XLVII, where they narrowly lost to the Ravens. With Kaepernick firmly set as the starter, it wasn't feasible to keep Smith, his \$8.5 million salary prohibitive for a backup. A few weeks after the Super Bowl, Harbaugh acknowledged publicly that Smith would likely be traded.

"We used to talk all the time about how can we keep both of these guys, but I don't think it was fair to Alex to do that," Roman says. "And he probably didn't look at it this way, and I understand that, but I think there was a great effort on our part—and I've got to credit Harbaugh with that—to try to find him the best situation, because of how thankful we were for what he did and how he did it for us. It went beyond a business decision for us. We all wanted to see him have success."

Smith does agree with that. After the 2012 season ended, he says the 49ers kept him in the loop about which teams were interested and presented options to him. He didn't get to pick, per se—but he says he had a lot of input. And his input on Kansas City, which had young talent and a new coach with a track record of success with all kinds of quarterbacks, was that it was a place he would like to go.

"I absolutely wanted this," Smith says. "When it all came down, when it was all laid out, this team was for sure my choice."

Late Sunday night the Chiefs' locker room had emptied after the last home game of the season, but Smith was standing in an envious position. For the second time in three years in Kansas City, there was more football to be played after Week 17. Meanwhile, a couple time zones away, the team that had shipped him here was facing more turmoil. In the past year, the 49ers have fired Harbaugh and Jim Tomsula and benched Kaepernick. In a polar opposite from the Chiefs, they have no idea who their coach or quarterback will be in 2016.

From afar, Smith has to look back and think, Boy, they'd like to have that trade back. Right?

"For me, it was so long ago," Smith says. "You see it. I certainly have a lot of friends on that team. And you do recognize it is—even for me—crazy to watch what has happened the last couple of years. But from day one, when the trade happened, I was so happy about the opportunity to come here, and was going to go full bore with it and not think about anything else, and try to make the most of it. I think, certainly, what happened with me there makes you appreciate the opportunity. The opportunity to play and start and how it can get taken from you pretty quick. So, yeah."

He's asked, Do you think they consider it a mistake?

"I have no idea," Smith says. "It's weird. None of them are there. They are out of there as well."

Three years later, you can do a valuation. The 49ers turned the two second-round picks they got for Smith into three players they still have, DT Tank Carradine, LB Corey Lemonier and RB Carlos Hyde, and two they don't, LB Chris Borland (retired) and WR Stevie Johnson (cut). The Chiefs got something every franchise wants, and something they haven't had since Trent Green: Stability at the quarterback position. Over the past five seasons (two in San Francisco, three in Kansas City), Smith trails only Tom Brady, Aaron Rodgers and Andy Dalton in quarterback wins.

What every franchise wants even more than stability at the quarterback position, of course, is a championship. The two go hand in hand, sure, but where on the quarterback spectrum between “stable” and “Super Bowl winner” does Smith register? He’s always been a challenge to appraise. And what about that tag, “game manager?”

“That’s okay,” Pederson says. “I’d rather have somebody that way, who is not going to turn the ball over, who is going to use his legs when he needs to run, who uses his brain all the time to get us out of bad situations. And if he manages the game that way and we win, then I’ll take that.”

“Everybody is into labels these days: Is he elite? Is he a franchise quarterback? Is he a game manager?” Gannon says. “If you think about it, all the top quarterbacks are game managers. I just think he’s a very unselfish player.”

“He’s an Andy Reid quarterback,” says veteran receiver Jason Avant, who has played nine seasons under Reid, “because what makes an Andy Reid quarterback is a quarterback who is willing to spend the time like Coach Reid does. A quarterback who knows as much about what’s going on as the coach does.”

That meeting of the minds turned a season around, and now the Chiefs head into the playoffs as the hottest team in football. Game manager? Alex Smith is that, and a lot more.

(Team)

The Chiefs' drought is over, and now who can be sure what's next?

Sam Mellinger
Kansas City Star
January 10, 2016

HOUSTON

Andy Reid walks off the field and toward the celebration of the first Chiefs playoff win in 22 years with his arm around his wife. When it was time for the coach to turn right, toward the locker room, they kissed and hugged and laughed. Tammy Reid hung around, though, because when you're part of something like this, you don't want to miss a moment.

Nobody did.

Knile Davis skipped, literally, to the locker room. Donald Stephenson tomahawk-chopped. Marcus Peters sang rap lyrics. Alex Smith hugged Clark Hunt, who, finally, is the man in charge of a playoff winner.

The Chiefs beat the Texans 30-0 in an AFC Wild Card game Saturday at NRG Stadium, across the parking lot from the abandoned dome where they won their last playoff game. Twenty-two years. Long enough ago that the Internet, for all intents and purposes, did not exist. Neither did this building, nor the team the Chiefs just beat, nor high-definition televisions many watched on.

This was not the same mark of frustration as the Royals' playoff drought, for a lot of reasons, but it was the third-longest streak in the NFL and had come to define the Chiefs in a way that everyone from Hunt to the groundskeepers have been eager to change.

The easy thing is to say that the 22-year drought does not matter, because the NFL is a year-to-year existence, so how is Peters or Travis Kelce or Eric Berry supposed to feel connected to failures that happened before they hit puberty? But that's not the truth, or at least it's not the truth for those most connected to the franchise and Kansas City.

"Yeah it matters," said Tamba Hali, in his 10th year with the Chiefs. "It matters, for sure. You can't overlook that. We are part of the organization and the family. We can't keep repeating it. To be able to overcome losing in the playoffs, that's huge, for the organization, our fans. And as a player, I've been here long enough."

Hali smiled. I suggested it must feel particularly good washing away those past frustrations this way, squashing them, like a wrecking ball through a brick wall. If the uniforms were reversed, and it were the Chiefs on the other side, losing a home game while the quarterback put on one of the all-time worst performances in playoff history would fit nicely along with a list of other losses that we don't need to get into here. After all of that, it must feel especially fulfilling being on this side of that.

Hali laughed.

"I'm not saying that," he said. "You said that. Not me."

Well, yes. That's exactly what I'm saying.

Because this was a blowout, a curb-stomping, an annihilation that was so complete that most of entire sections of seats here were empty by the end of the third quarter. Smith was sharp (at least after the first quarter), Kelce was unstoppable, and even accounting for the way Texans quarterback Brian Hoyer appeared more in the mood for a quiet night on the couch than a playoff game, the Chiefs defense was suffocating.

It was the first playoff shutout since 2005. Not including a kneel-down before halftime, the Texans had 11 possessions: five punts, four interceptions, one lost fumble and one turnover on downs.

The Chiefs have lost playoff wins in every way imaginable. Blowouts, blown leads, blown opportunities and simply not being good enough. Here, they won, and for a hundred different reasons — they had the better quarterback, better coach, more balanced team, better defense, the fortitude to come back from 1-5, the depth and versatility to absorb injuries to their best players, and, maybe, the football gods decided to finally give them a break.

So, sure. There is an enormous chasm between the way football players and football fans digest the thing that connects them. Many of the men who played for the Chiefs here Saturday have probably never heard of Lin Elliott. But that doesn't mean they don't appreciate the common struggle.

"It means a lot for our fans, and that's important," Berry said. "They've been supporting us, since we were 1-5, and throughout my ups and downs. So if they're happy, we're cool."

So much about this is a testament and flashing neon sign about how far the Chiefs have come. They opened the season here, and even after a win, much of the talk was about Eric Fisher not playing. They lost their next five in a row, of course, along with their star running back.

Now they are the winners of a blowout, on the road, against a team that had won seven of nine. That win streak, coincidence or not, started when Fisher moved to left tackle. On Saturday, he drove J.J. Watt into the ground on a play in which Watt injured his groin.

The Chiefs have lost playoff wins in every way imaginable. Blowouts, blown leads, blown opportunities and simply not being good enough. Here, they won, and for a hundred different reasons — they had the better quarterback, better coach, more balanced team, better defense, the fortitude to come back from 1-5, the depth and versatility to absorb injuries to their best players, and, maybe, the football gods decided to finally give them a break.

So, sure. There is an enormous chasm between the way football players and football fans digest the thing that connects them. Many of the men who played for the Chiefs here Saturday have probably never heard of Lin Elliott. But that doesn't mean they don't appreciate the common struggle.

"It means a lot for our fans, and that's important," Berry said. "They've been supporting us, since we were 1-5, and throughout my ups and downs. So if they're happy, we're cool."

So much about this is a testament and flashing neon sign about how far the Chiefs have come. They opened the season here, and even after a win, much of the talk was about Eric Fisher not playing. They lost their next five in a row, of course, along with their star running back.

Now they are the winners of a blowout, on the road, against a team that had won seven of nine. That win streak, coincidence or not, started when Fisher moved to left tackle. On Saturday, he drove J.J. Watt into the ground on a play in which Watt injured his groin.

That's not a Kansas City thing, obviously, so much as it is a winning-team thing. And aside from the joy you would expect, and the references to ending the playoff losing streak, there was no self-congratulations in the Chiefs' locker room. The Chiefs have shown a remarkable week-to-week focus, one of a dozen characteristics they needed to make this journey and one that makes them a legitimate threat in the AFC.

The Chiefs will play the Patriots next Saturday, and the game will be on the road, without question a tougher matchup than any during their win streak. Jeremy Maclin left the game because of a knee injury, and they do not yet know how serious that is. Maclin may have been the team's most important player during the regular season, and if he's unable to go, the Chiefs will have to make another major adjustment.

But they've done more, and been through worse. It's all there for them, everything possible. One of the sport's longest playoff droughts over, one of the league's greatest turnarounds complete, one of the franchise's best teams — still going.