



MEDIA INFORMATION

SUNDAY, DECEMBER 27, 2015
WEEK 16 / GAME 15 / 1:00 P.M. / CBS

NEW YORK JETS

9-5

NEW ENGLAND PATRIOTS

12-2



CONTENTS:

2015 SCHEDULE	2	BUILDING THE JETS	31
GAME NOTES.....	3	ROSTER BREAKDOWN.....	32
PROBABLE STARTERS	4	PERSONNEL MOVES.....	33
GAME PREVIEW.....	5	ROSTER BY POSITION.....	35
MATCHUP HISTORY.....	6	2015 DEFENSIVE STATS	36
COACHING CAPSULES	7	2015 OFFENSIVE STATS	37
CONNECTIONS.....	11	SUPPLEMENTAL STATS	38
DEFENSIVE PLAYER NOTES	12	PLAYER PARTICIPATION	51
OFFENSIVE PLAYER NOTES	19	DEPTH CHART.....	52
LAST TIME IT HAPPENED.....	27	ALPHABETICAL ROSTER	53
		NUMERICAL ROSTER.....	54

HOME

PRESEASON | 3-1



THU | AUG 13 | 7:30 PM | L, 3-23



FRI | AUG 13 | 7:30 PM | W, 30-22



SAT | AUG 29 | 7:00 PM | W, 28-18



THU | SEP 03 | 7:00 PM | W, 24-18

REGULAR SEASON | 9-5



SUN | SEP 13 | 1:00 PM | W, 31-10



MON | SEP 21 | 8:30 PM | W, 20-7



SUN | SEP 27 | 1:00 PM | L, 17-24



SUN | OCT 04 | 9:30 AM | W, 27-14

BYE WEEK



SUN | OCT 18 | 1:00 PM | W, 34-20



SUN | OCT 25 | 1:00 PM | L, 23-30




SUN | NOV 01 | 4:05 PM | L, 20-34



SUN | NOV 08 | 1:00 PM | W, 28-23



THU | NOV 12 | 8:25 PM | L, 17-22



SUN | NOV 22 | 1:00 PM | L, 17-24



SUN | NOV 29 | 1:00 PM | W, 38-20



SUN | DEC 06 | 1:00 PM | W, 23-20 (OT)



SUN | DEC 13 | 1:00 PM | W, 30-8



SAT | DEC 19 | 8:25 PM | W, 19-16



SUN | DEC 27 | 1:00 PM | CBS



SUN | JAN 03 | 1:00 PM | CBS

HEADLINES

TAKEAWAYS: With four interceptions in their win at DAL (12/19), the Jets improved their season takeaways total to 28, the third most in the league. All four interceptions came from the secondary as **Marcus Gilchrist** (three), **Calvin Pryor** (two), **Darrelle Revis** (four) and **Marcus Williams** (six) each recorded picks off of DAL quarterbacks.

Their totals mark the first time four different Jets defensive backs have registered multiple interceptions in a season since 2006 (Kerry Rhodes, four; Andre Dyson, four; David Barrett, three; Eric Smith, two). Additionally, the 10 combined interceptions from **Williams** and **Revis** are the most by two Jets defenders since 2005 when CBs Ty Law (10) and David Barrett (five) posted 15.

THIRD DOWN DEFENSE: After holding DAL to two-of-11 on third down conversions in their win last week (12/19), the Jets defense ranks third in the league with a 33.2% third down conversion defense, including holding teams to a league-low 23.6% over their four-game winning streak.

In addition, the Jets have forced a league-high 12 takeaways on third down. With just four giveaways committed on third down offensively, they rank first in the NFL with a +8 turnover margin on third down this season.

MARCUS WILLIAMS: With his pick of Kellen Moore with :11 seconds remaining in the Jets three-point win at DAL (12/19), CB **Marcus Williams** improved his team lead to six interceptions, the most by a Jet since CB **Darrelle Revis** also registered six in 2009. Saturday's game also represents the third time this season an opponent's final defensive play was a **Williams'** INT, joining his game-ending takeaways of Blake Bortles vs. JAX (11/8) and Ryan Tannehill at MIA in London (10/4).

Williams, who returned to the lineup after missing the previous two games with a knee injury, increased his takeaway total to seven this season, tied with **Revis** for the team lead. Despite appearing in just 27.7% of the team's defensive plays this season, he is tied with SL CB Trumaine Johnson for the second most interceptions among cornerbacks in the league.

BRANDON MARSHALL / ERIC DECKER: This season, the wide receiver tandem of **Brandon Marshall** and **Eric Decker** have produced 165 receptions, 2,191 receiving yards and 21 touchdowns. They rank first among all NFL receiver tandems in receptions, second in yards and tied for first in touchdowns.

Marshall, whose four receptions at DAL (12/19) moved him into a tie with WR Al Toon (93) for the most by a Jet in one season, now has 1,261 yards this season, fifth most in a single season by a Jet.

Decker moved within 70 yards of his first 1,000-yard receiving seasons as a Jet. On the season, he has 72 receptions for 930 yards and 10 touchdowns. It marks the third time in the last four seasons he has posted 10+ touchdowns, as he ranks fourth in the league, behind Dez Bryant, **Marshall** and Demaryius Thomas, with 39 touchdowns since 2012. **Decker's** 15 touchdowns in his first two seasons are tied with Bake Turner (1963-64) for the second most by a Jets receiver in their first two seasons with the club.

The duo also moved in first place in team history with their 21 combined receiving touchdown. They rank second in combined receptions and sixth in combined receiving yards.

RYAN FITZPATRICK: During the current four game winning streak, QB **Ryan Fitzpatrick** has completed 64.8% of his passes for 1,229 yards (307.3 per game), with 10 touchdowns, one interception and a 105.7 passer rating. In the two games the Jets trailed in the fourth quarter, he has led come-from-behind drives, including a 70-yard touchdown drive to take a 16-13 lead at DAL (12/19), followed by a 58-yard field goal drive to provide the final margin of victory with :36 seconds remaining in the 19-16 win. Over the last four games, **Fitzpatrick** has posted a 121.0 rating in the fourth quarter/overtime, the third best in the league during that span.

GAME AT A GLANCE

RECORD vs. NE:	52-57-1 (Postseason: 1-2)
HOME RECORD vs. NE:	28-26 (Postseason: 0-1)
LAST TIME vs. NE:	L, 23-30 at NE (10/25/15)

NOTES: The Jets lost the last three contests vs. NE, all of which were one-score games.

COACH	HC EXP.	W/L	POSTSEASON
Todd Bowles	NYJ (1st Season)	9-5	0-0
Bill Belichick	21st Season Overall	224-112	22-9
	NE (2000-)	187-67	21-8
	CLE (1991-95)	37-45	1-1

BROADCAST COVERAGE

TELEVISION: CBS

PLAY-BY-PLAY: Ian Eagle **ANALYST:** Dan Fouts

SIDELINE: Evan Washburn

PRODUCER: Mark Wolff **DIRECTOR:** Bob Fishman

JETS RADIO: 98.7 FM WEPN (ESPN RADIO)

PLAY-BY-PLAY: Bob Wischusen **ANALYST:** Marty Lyons

PRE- AND POST-GAME: Greg Buttle & Don LaGrecia

JETS EN ESPANOL RADIO: ESPN Deportes Nueva York 1050 AM

PLAY-BY-PLAY: Clemson Smith-Muñiz **ANALYST:** Oscar Benitez

NATIONAL RADIO: ESPN National Radio

PLAY-BY-PLAY: Marc Kestecher **ANALYST:** Bill Polian

SIDELINE: Ian Fitzsimmons

PRONUNCIATION GUIDE

DEMARIO Davis.....	duh-MAH-rio
Joe DANNA.....	DAN-ah
LEGER DOUZABLE	lee-JAY DOO-zuh-bul
Dakota DOZIER.....	DOUGH-jer
Quincy ENUNWA.....	ee-NOON-wah
D'BRICKASHAW Ferguson.....	duh-BRICK-a-shaw
BRENO GIACOMINI	BREN-oh JAH-cuh-MEE-nee
Ben IJALANA.....	EYE-juh-LAH-nuh
TAIWAN Jones.....	TAH-juan
Kevin PATULLO.....	pa-TOO-low
BILAL Powell.....	buh-LAHL
Tanner PURDUM.....	PER-dum
Brent QVALE.....	KWAH-lee
Buster SKRINE	Screen

WEEKLY SCHEDULE

Wednesday, December 23rd

11:00 – 11:30 a.m.	Media at Practice
1:15 – 1:35 p.m. (approx.)	Coordinator Availability (O/D)
1:35 – 1:45 p.m.	Coach Bowles Press Conf.
1:45 – 2:30 p.m. (approx.)	Player Availability
2:50 – 3:00 p.m.	Coordinator Availability (ST)

Thursday, December 24th

10:50 – 11:20 a.m.	Media at Practice
1:15 – 1:25 p.m. (approx.)	Coach Bowles Press Conf.
1:25 – 2:10 p.m.	Player Availability

NEW YORK JETS MEDIA CONTACTS

BRUCE SPEIGHT	bspeight@jets.nfl.com	973.549.4690
JARED WINLEY	jwinley@jets.nfl.com	973.549.4683
MEGHAN GILMORE	mgilmore@jets.nfl.com	973.549.4684
NIKOLAOS FILIS	nfilis@jets.nfl.com	973.549.4857
EVERT GEERLINGS	egeerlings@jets.nfl.com	973.549.4685
SARA PEREZ	sperez@jets.nfl.com	973.549.4685
EBONY TURNER	eturner@jets.nfl.com	973.549.4685
ROSS WYSZOMIERSKI	rwyszomierski@jets.nfl.com	973.549.4685

OFFENSE

WR 87 ERIC DECKER 6th Season
Recorded his 3rd season in his last 4 with 10+ TDs, including 9 in the red zone (3rd most in the league). His 15 rec. TDs since joining the team in 2014 are tied for the 2nd most by a player in their first two seasons with the Jets.

LT 60 D'BRICKASHAW FERGUSON 10th Season
Started all 158 regular season games since being drafted by the Jets in 2006, behind only NYG QB Eli Manning for the most consecutive starts in the league.

LG 77 JAMES CARPENTER 5th Season
Former Super Bowl Champion that joined the Jets as a UFA this offseason. Part of a Jets offensive line that is second in the league with 20 sacks allowed.

C 74 NICK MANGOLD 10th Season
Part of a Jets offensive line that is second in the league with 20 sacks allowed. Has earned six Pro Bowl selections, including consecutive trips in 2013-14.

RG 67 BRIAN WINTERS 3rd Season
Started the last 7 games at RG, replacing Willie Colon (IR). Over the last 4 games, the Jets have averaged 120.8 yards rushing, 9th best in the league.

RT 68 BRENO GIACOMINI 8th Season
Former Super Bowl Champion who is in his 2nd season with the Jets. Part of a Jets offensive line that is second in the league with 20 sacks allowed.

TE 85 JEFF CUMBERLAND 5th Season
Pulled in a 44-yard reception, the second longest of his career, to help set up the Jets for a TD in the win vs. JAX (11/8).

WR 15 BRANDON MARSHALL 10th Season
Matched Al Toon (1988) for most receptions in a season in team history (93) becoming just the 3rd player with 90+ catches and just the 6th with 1,200+ receiving yards. Earned AFC Offensive Player of the Week honors after his 131-yard effort vs. NYG (12/6). Became 1st player in NFL history to produce 1,000 yards receiving for 4 different teams.

QB 14 RYAN FITZPATRICK 11th Season
During the team's 4 game win streak, has posted 307.3 yards per game and a 105.7 passer rating, leading come-from-behind fourth quarter wins in 2 of the last 3 weeks. Earned AFC Offensive Player of the Week honors vs. TEN (12/13).

RB 33 CHRIS IVORY 6th Season
Needs 49 yards rushing for his first 1,000 yard rushing season in the NFL. Established new career bests in rushing yards (951) and total TDs (8) this year.

FB 40 TOMMY BOHANON 3rd Season
Has helped block for a rushing offense that has produced first downs on 25.4% of their rushing attempts over the last 4 weeks, the 8th best percentage in the league during that span.

KEY RESERVES

TE 47 KELLEN DAVIS 8th Season
Veteran TE has collected 13 receiving touchdowns in his career, including one at OAK (11/1), while primarily being utilized as a blocker.

WR 81 QUINCY ENUNWA 1st Season
Team's 3rd leading WR since returning at HST (11/22) with 11 catches for 147 yards. Converted a key 3rd-and-14 with a 24-yard reception on the go-ahead TD drive at DAL (12/19).

WR 11 JEREMY KERLEY 5th Season
Team's primary punt returner has averaged 11.2 yards over 4 game win streak. Leads league with 43 punt returns this season. Notched the 2nd longest return of his career, 58 yards vs. MIA (11/29).

RB 29 BILAL POWELL 5th Season
Has scored TDs (2 rec., 1 rush) in each of the last three weeks. His 393 all-purpose yards since returning from injury at HST (11/22), are the most by any player in that span without a start.

KICKER

K 8 RANDY BULLOCK 4th Season
Signed (11/10) to replace Nick Folk (placed on IR) and has produced two go-ahead kicks in the final minute of the 4th quarter or in overtime in the last 3 weeks, including a go-ahead 40-yard FG at DAL (12/19).

DEFENSE

DE 96 MUHAMMAD WILKERSON 5th Season
Has recorded 7.0 sacks in the last 5 games, including a single-game best 3.0 vs. TEN (12/13) to establish a new single-season best 12.0 this year, the most by a Jet since Shaun Ellis registered 12.5 in 2003.

DT 94 DAMON "SNACKS" HARRISON 4th Season
Since he entered the starting lineup in 2013, the Jets have held opponents to just 3.62 yards per carry, the 2nd lowest average in the league, including 82.8 yards per game this season, 2nd fewest in the league.

DE 92 LEONARD WILLIAMS Rookie
Sixth overall selection by the Jets in 2015, he is tied for 3rd on the team in sacks (3.0) with 2.5 coming in the last 3 weeks. Second on the team with 28 QB hits.

DE 91 SHELDON RICHARDSON 3rd Season
2014 Team MVP and Pro Bowler has recorded 4.0 sacks, 2nd most on the team, despite missing 4 games due to suspension.

OLB 55 LORENZO MAULDIN Rookie
Registered his 3rd sack and the first forced fumble of his career vs. MIA (11/29).

ILB 56 DEMARIO DAVIS 4th Season
Second on the team in total tackles (104), his 3rd consecutive season with 100+. Recorded his 2nd sack of the season when he dropped Marcus Mariota on 4th down vs. TEN (12/13).

ILB 52 DAVID HARRIS 9th Season
Departed last week's game in the first quarter with a back injury. Team leader in tackles who sits 3rd on the team's all-time tackles list. Has recorded 32.5 sacks since entering the league in 2007, most among primarily ILBs.

OLB 97 CALVIN PACE 13th Season
Sacked Matt Cassel for a 19-yard loss in the win at DAL (12/19). Recipient of the 2014 Dennis Byrd Most Inspirational Player Award, as voted by his teammates.

CB 24 DARRELLE REVIS 9th Season
Picked off his 4th pass at DAL (12/19), the most INTs he's had in a season since he had 4 in 2011. Earned AFC Defensive Player of the Week honors after game at IND (9/21). Has 3 fumble recoveries and 4 interceptions this season to tie (M. Williams) for most takeaways.

CB 31 ANTONIO CROMARTIE 10th Season
Missed first career game due to injury vs. BUF (11/12). Also serves as the primary kick returner, registering a 54-yard KOR to open the game vs. JAX (11/8).

FS 21 MARCUS GILCHRIST 5th Season
Veteran safety signed as a UFA during the offseason. Established a new career best in INTs with his 3rd of the season at DAL (12/19).

SS 25 CALVIN PRYOR 2nd Season
Posted his 2nd interception of the season when he picked off Kellen Moore at DAL (12/19), part of a 4 INT performance.

KEY RESERVES

CB 41 BUSTER SKRINE 5th Season
Logged his 1st interception as a Jet vs. TEN (12/13), when he took a Marcus Mariota pass and returned it 11 yards to help set up a FG and a 13-0 lead in the 2nd quarter.

CB 20 MARCUS WILLIAMS 2nd Season
Returned at DAL (12/19) after missing the previous 2 games with a knee injury. Picked off a Kellen Moore pass to end the game, his team-leading 6th interception are the most by a Jet since Darrelle Revis had 6 in 2009. Ranks in a tie for 2nd among CBs with those 6 INTs despite playing just 27.7% of the defensive snaps this season.

PUNTER

P 4 RYAN QUIGLEY 3rd Season
Replaced an injured Nick Folk on kickoffs and extra points vs. JAX, connecting on all 4 extra points. Established franchise season highs and career highs in average yards per punt (45.9) and net punting average (40.4) in 2014.

MATCHUPS



TOTAL OFFENSE			TOTAL DEFENSE
	371.2 (10th)	326.1 (6th)	
PASSING OFFENSE			PASSING DEFENSE
	256.7 (10th)	230.3 (8th)	
RUSHING OFFENSE			RUSHING DEFENSE
	114.5 (11th)	95.8 (10th)	
SCORING OFFENSE			SCORING DEFENSE
	24.6 (11th)	19.2 (t-6th)	
SACKS ALLOWED			SACKS
	20 (2nd)	47 (t-1st)	
THIRD DOWN OFFENSE			THIRD DOWN DEFENSE
	41.5% (11th)	36.4% (10th)	
RED ZONE OFFENSE			RED ZONE DEFENSE
	66.7% (t-2nd)	57.1% (17th)	
TOTAL DEFENSE			TOTAL OFFENSE
	322.8 (5th)	393.6 (4th)	
PASSING DEFENSE			PASSING OFFENSE
	240.0 (13th)	302.9 (2nd)	
RUSHING DEFENSE			RUSHING OFFENSE
	82.8 (2nd)	90.8 (28th)	
SCORING DEFENSE			SCORING OFFENSE
	19.4 (t-8th)	31.1 (3rd)	
SACKS			SACKS ALLOWED
	35 (t-12th)	34 (t-19th)	
THIRD DOWN DEFENSE			THIRD DOWN OFFENSE
	33.2% (3rd)	43.5% (7th)	
RED ZONE DEFENSE			RED ZONE OFFENSE
	32.4% (1st)	66.7% (t-2nd)	
TAKEAWAYS			GIVEAWAYS
	28 (3rd)	13 (t-3rd)	
GIVEAWAYS			TAKEAWAYS
	20 (16th)	20 (t-16th)	

STATISTICAL LEADERS

COMPLETION PERCENTAGE:	G. Smith	64.3%	Brady	64.3%
PASSING YARDS:	Fitzpatrick	3428	Brady	4405
PASSER RATING:	Fitzpatrick	89.6	Brady	103.8
RUSHING YARDS:	Ivory	951	Blount	703
RUSHING TOUCHDOWNS:	Ivory	7	Blount	6
RECEPTIONS:	Marshall	93	Gronkowski	66
YARDS PER CATCH:	Marshall	13.56	Gronkowski	16.24
YARDS FROM SCRIMMAGE:	Marshall	1261	Gronkowski	1072
FIRST DOWNS:	Marshall	63	Gronkowski	47
TACKLES:	Harris	105	Two tied	76
SACKS:	Wilkerson	12.0	Jones	12.5
INTERCEPTIONS:	M. Williams	6	Ryan	4
FORCED FUMBLES:	Four tied	2	Two tied	4
SPECIAL TEAMS TACKLES:	Henderson	12	Slater	14
PUNT RETURN AVG.:	Kerley	8.9	Amendola	12.0
KICK RETURN AVG.:	Cromartie	25.7	Martin	26.3
SCORING/NON-KICKING:	Marshall	66	Gronkowski	66
SCORING:	Marshall	66	Gostkowski	139

52-57-1 Overall (Postseason 1-2) / 28-26 Home (Postseason 0-1) / 24-31-1 Away (Postseason 1-1)

(Formerly Boston Patriots)

9/17/60	BOSTON	L	24-28	11/17/74	at New England	W	21-16	9/10/89	NEW ENGLAND	L	24-27	10/24/04	at New England	L	7-13
11/11/60	at Boston	L	21-38	10/5/75	NEW ENGLAND	W	36-7	11/5/89	at New England	W	27-26	12/26/04	NEW ENGLAND	L	7-23
9/09/61	at Boston	W	21-20	12/7/75	at New England	W	30-28	9/30/90	at New England	W	37-13	12/4/05	at New England	L	3-16
10/01/61	BOSTON	W	37-30	10/18/76	at New England	L	7-41	12/23/90	NEW ENGLAND	W	42-7	12/26/05	NEW ENGLAND	L	21-31
10/6/62	BOSTON	L	14-43	11/21/76	NEW ENGLAND	L	24-38	11/17/91	at New England	W	28-21	9/17/06	NEW ENGLAND	L	17-24
11/30/62	at Boston	L	17-24	10/2/77	NEW ENGLAND	W	30-27	12/15/91	NEW ENGLAND	L	3-6	11/12/06	at New England	W	17-14
9/8/63	at Boston	L	14-38	10/30/77	at New England	L	13-24	10/4/92	NEW ENGLAND	W	30-21	1/7/07	at New England	L	16-37
10/5/63	BOSTON	W	31-24	10/21/78	at New England	L	21-55	11/22/92	at New England	L	3-24	(AFC Wild Card Playoff)			
9/27/64	at Boston	L	10-26	11/19/78	NEW ENGLAND	L	17-19	9/26/93	NEW ENGLAND	W	45-7	9/9/07	NEW ENGLAND	L	14-38
10/31/64	BOSTON	W	35-14	9/9/79	at New England	L	3-56	11/28/93	at New England	W	6-0	12/16/07	at New England	L	10-20
11/14/65	at Boston	W	30-20	12/9/79	NEW ENGLAND	W	27-26	10/16/94	NEW ENGLAND	W	24-17	9/14/08	NEW ENGLAND	L	10-19
11/28/65	BOSTON	L	23-27	10/5/80	NEW ENGLAND	L	11-21	12/4/94	at New England	L	13-24	11/13/08	at New England	W	34-31 (OT)
10/2/66	at Boston	T	24-24	11/2/80	at New England	L	21-34	11/5/95	NEW ENGLAND	L	7-20	9/20/09	NEW ENGLAND	W	16-9
12/17/66	BOSTON	W	38-28	10/11/81	NEW ENGLAND	W	28-24	12/10/95	at New England	L	28-31	11/22/09	at New England	L	14-31
10/29/67	BOSTON	W	30-23	11/15/81	at New England	W	17-6	11/10/96	NEW ENGLAND	L	27-31	9/19/10	NEW ENGLAND	W	28-14
11/19/67	at Boston	W	29-24	9/19/82	at New England	W	31-7	12/8/96	at New England	L	10-34	12/6/10	at New England	L	3-45
9/22/68	at Boston	W	47-31	9/18/83	at New England	L	13-23	9/14/97	at New England	L	24-27 (OT)	1/16/11	at New England	W	28-21
	(at Birmingham, AL)			11/27/83	NEW ENGLAND	W	26-3	10/19/97	NEW ENGLAND	W	24-19	(AFC Divisional Playoff)			
10/27/68	BOSTON	W	48-14	9/30/84	NEW ENGLAND	L	21-28	10/19/98	at New England	W	24-14	10/9/11	at New England	L	21-30
10/5/69	at Boston	W	23-14	10/28/84	at New England	L	20-30	12/27/98	NEW ENGLAND	W	31-10	11/13/11	NEW ENGLAND	L	16-37
10/26/69	BOSTON	W	23-17	10/20/85	at New England	L	13-20	9/12/99	NEW ENGLAND	L	28-30	10/21/12	at New England	L	26-29 (OT)
9/27/70	at Boston	W	31-21	11/24/85	NEW ENGLAND	W	16-13 (OT)	11/15/99	at New England	W	24-17	11/22/12	NEW ENGLAND	L	19-49
11/22/70	BOSTON	W	17-3	12/28/85	NEW ENGLAND	L	14-26	9/11/00	NEW ENGLAND	W	20-19	09/17/13	at New England	L	10-13
10/10/71	at New England	L	0-20	(AFC Wild Card Playoff)				10/15/00	at New England	W	34-17	10/20/13	NEW ENGLAND	W	30-27 (OT)
12/12/71	NEW ENGLAND	W	13-6	9/11/86	NEW ENGLAND	L	6-20	9/23/01	at New England	W	10-3	10/16/14	at New England	L	25-27
10/15/72	at New England	W	41-13	10/12/86	at New England	W	31-24	12/02/01	NEW ENGLAND	L	16-17	12/21/14	NEW ENGLAND	L	16-17
10/29/72	NEW ENGLAND	W	34-10	9/21/87	NEW ENGLAND	W	43-24	9/15/02	NEW ENGLAND	L	7-44	10/25/15	at New England	L	23-30
10/14/73	at New England	W	9-7	12/13/87	at New England	L	20-42	12/22/02	at New England	W	30-17				
11/11/73	NEW ENGLAND	W	33-13	9/04/88	at New England	L	3-28	9/21/03	at New England	L	16-23				
10/13/74	NEW ENGLAND	L	0-24	11/13/88	NEW ENGLAND	L	13-14	12/20/03	NEW ENGLAND	L	16-21				

SINGLE-GAME RECORDS

MOST RUSHING YARDS

Player	Att	Yds	Date
1. John Riggins	32	168	10/15/72
2. John Riggins	20	152	12/7/75

MOST RUSHING TOUCHDOWNS

Player	TD	Date
1. Five Tied, Most Recently		
Curtis Martin	3	10/15/00

MOST PASSING YARDS

Player	Cmp/Att	Yds	Date
1. Ken O'Brien	22/29	386	11/5/89
2. Joe Namath	22/43	362	10/29/67

MOST TOUCHDOWN PASSES

Player	TD	Date
1. Three Tied, Most Recently		
Vinny Testaverde	4	12/27/98

MOST RECEPTIONS

Player	Rec	Date
1. Bake Turner	11	10/31/64
Art Powell	11	10/6/62

MOST RECEIVING YARDS

Player	Yds	Date
1. Keyshawn Johnson	194	11/23/97
2. Rob Moore	175	9/30/90

MOST POINTS

Player	Pts	Date
1. Five Tied, Most Recently		
Curtis Martin	18	10/15/00

MOST FIELD GOALS

Player	FG	Date
1. Five Tied, Most Recently		
Nick Folk	4	10/16/14

LONGEST RUSHING PLAY

Player	Yds	Date
1. Mark Smolinski	56	9/8/63
2. Leon Washington	49	12/16/07

LONGEST PASSING PLAY

Player	Yds	Date
1. K. O'Brien to W. Walker	88t	11/24/85
2. *C. Pennington to J. Cotchery	77t	1/7/07

*AFC Playoffs

THE LAST TIME

100-YARD RUSHER

By Jets: 107 (21 att. 1 TD), Chris Ivory, 10/16/14
By NE: 136 (27 att. 2 TD), BenJarvus Green-Ellis, 10/9/11

300-YARD PASSER

By Jets: 301 (26-36, 1 TD, 1 INT), Mark Sanchez, 11/22/12
By NE: 323 (18-27, 3 TD, 0 INT), Tom Brady, 11/22/12

3-OR-MORE TD PASSES

By Jets: 3 (21-30, 220, 0 INT), Mark Sanchez, 9/19/10
By NE: 323 (18-27, 3 TD, 0 INT), Tom Brady, 11/22/12

100-YARD RECEIVING GAME

By Jets: 120 (7 rec. 0 TD), Jeremy Kerley, 10/21/12
By NE: 114 (8 rec. 0 TD), Rob Gronkowski, 10/20/13

KICKOFF RETURN FOR TOUCHDOWN

By Jets: 92 yards, Leon Washington, 11/13/08
By NE: 104 yards, Devin McCourty, 10/21/12



TODD BOWLES

HEAD COACH
SECOND SEASON w/ JETS

- Head Coach Todd Bowles begins his first season as the head coach of the New York Jets, returning to the franchise he began his NFL coaching career with in 2000.
- Bowles recorded his second win of the 2015 season, becoming only the fourth first-year head coach in franchise history to start off the season 2-0 or better. Pete Carroll started the Jets off to a 2-0 start in 1994, while Al Groh started the 2000 season 4-0. In 2009, Rex Ryan was the last first-year Jets head coach to start the season off to a 3-0 start.
- Bowles became the first Jets head coach to win his season opener at home in his first year at the helm since 1960, when Sammy Baugh won the first game in the franchise's history as the Titans of New York defeated BUF, 27-3 (09/11/60).
- Last season, Bowles became the inaugural recipient of the Assistant Coach of the Year Award from The Associated Press and the PFWA after his second season as ARZ defensive coordinator.
- During his first season as the defensive coordinator for ARZ (2013), Bowles' defense finished with the league's number one rushing defense for the first time in franchise history, improving from 28th in the league in 2012.
- During Bowles' second season with ARZ, the defense was able to sustain elite status despite key player losses to injury, tying for third-best in the NFL in interceptions returned for touchdowns (three), fifth-best in fewest touchdowns allowed (32), turnover margin (+8) and points allowed per game (18.7).
- From 2005-07, he served as the secondary coach for DAL. In that time, we worked with five other future NFL head coaches, including Jason Garrett (DAL), Todd Haley (KC), Sean Payton (NO), Tony Sparano (MIA) and Mike Zimmer (MIN).



BOBBY APRIL

SPECIAL TEAMS COORDINATOR
FIRST SEASON w/ JETS


- Bobby April enters his first season as a special teams coordinator for the Jets, his 24th season in the NFL and 21st as a special teams coordinator.
- April returns to the AFC East after coaching six seasons with BUF where he was twice recognized as Special Teams Coach of the Year (2004, '08)
- During his two seasons with PHI (2010-12), April's special-teams corps ranked third in the league in punt coverage (2012), seventh in net punting average, ninth in kickoff coverage and 12th in punt-return average. Under his guidance, former Eagles K Alex Henry set a team and NFL rookie mark, going 24-for-27.



CHAN GAILEY

OFFENSIVE COORDINATOR
FIRST SEASON w/ JETS


- Named the offensive coordinator on January 20, 2015, Chan Gailey has coached 18 years in the NFL with a background that includes four Super Bowl appearances, 18 years as a college coach and two years in the World League (WLAF).
- Gailey makes his return to the AFC East after previously serving as head coach of BUF (2012), whose offense ranked sixth in the NFL in rushing (138.6 ypg) and fourth in yards per attempt (5.02).
- Has coached two running backs to 1,000+ rushing yards and improved the rushing yards for three NFL franchises as a head coach and offensive coordinator (1998, 2000, 2012).



KACY RODGERS

DEFENSIVE COORDINATOR
FIRST SEASON w/ JETS

- Prior to re-joining Coach Bowles, Kacy Rodgers served as the defensive line coach for MIA, overseeing three consecutive seasons of their defensive line, accounting for 70% of the team's total sacks. The MIA defense ranked in the top 10 in total sacks (287), rushing average (4.02 yards per carry) and rushing touchdowns allowed (80).
- DT Paul Soliai (2012), DT Randy Starks (2010, '12) and DE Cameron Wake all made their first Pro Bowl Appearances under the tutelage of Rodgers, with Wake and DE Olivier Vernon posting the third highest total in sacks from a pair of defensive lineman (38.0).



MIKE CALDWELL

ASST. HEAD COACH / INSIDE LBs
FIRST SEASON w/ JETS

- Mike Caldwell joins Head Coach Todd Bowles' staff as the assistant head coach and linebacker coach after spending two seasons leading an impressive defensive unit in ARZ.
- During his first season as the linebackers coach for PHI, Caldwell developed and integrated young players into key role players, including Jamar Chaney, DeMeco Ryans, and rookies Brian Rolle and Casey Matthews. Chaney led the team in tackles during the 2011 season (104) with Ryans leading the team in 2012 (113), including 15 tackles for loss.
- With ARZ, Caldwell's linebacker corps contributed to a fifth-ranked defense, despite the loss of ILB Karlos Dansby to free agency and Daryl Washington to injury.



JOE DANNA

DEFENSIVE BACKS
FIRST SEASON w/ JETS

- Joe Danna spent five seasons with the Atlanta Falcons before joining the Jets in 2015, the last three as defensive backs coach.
- During the 2014 season, Danna worked with two second-year starting cornerbacks, Desmond Trufant and Robert Alford, as well as young safety Dezmen Southward. Trufant started in all 16 games and Alford started in all 10 games he played, with both picking off three passes, while Southward played in all 16 games, posting one sack and an interception.
- Before his time in Atlanta, Danna spent two seasons with the Miami Dolphins (2010-11), coaching a secondary that held opposing quarterbacks to the eighth-lowest completion percentage during that span.



ROBBY BROWN

QUALITY CONTROL - OFFENSE
FIRST SEASON w/ JETS

- Robby Brown made his NFL coaching debut with the Jets, previously serving as a coach at the collegiate level for 10 seasons at South Alabama, Northwestern State, Valdosta State, Henderson State, Southwest Baptist and Troy.
- While Brown served as the offensive coordinator for Valdosta State in 2012, the team averaged 469 yards, scoring 40 points-per-game and clinching the NCAA Division II National Championship.



KARL DORRELL

WIDE RECEIVERS
FIRST SEASON w/ JETS

- Karl Dorrell returns to the AFC East in 2015 as the Jets wide receivers coach after accumulating 25 years of coaching experience at the collegiate and professional level. Dorrell has spent 15 years at the collegiate level and 10 years in the NFL.
- In his last coaching stint with the NFL, Dorrell served as quarterbacks coach, helping tutor QB Matt Schaub to his second-career Pro Bowl. Dorrell is also reunited with WR **Brandon Marshall**, who he coached in Miami (2008-10).
- As a former head coach at UCLA, Dorrell guided the Bruins to five bowl games and an overall record of 35-27. He was named Pac-10 Conference Co-Coach of the year in 2005.



MARK COLLINS

OUTSIDE LINEBACKERS
FIRST SEASON w/ JETS

- For five seasons, Mark Collins served as the outside linebackers coach and defensive assistant for the Atlanta Falcons. In those seasons, Collins oversaw a defensive line whose run defense recorded a tackle for loss every 10.2 rushing attempts. The Falcons defense also produced the seventh most takeaways in the league (140) under Collins' guidance.
- Before he began his coaching career in the NFL, Collins spent 11 seasons at the collegiate level coaching for his alma mater East Tennessee State, Elon, Louisiana-Monroe, Georgia Southern, Georgia and two seasons with Michigan that led to back-to-back appearances in the Rose Bowl.



STEVE HAGEN

ASSISTANT SPECIAL TEAMS
THIRD SEASON w/ JETS

- Steve Hagen returns for his third season with the Jets in 2015 and his first as the assistant special teams coach. Hagen has coached for 30 years with 20 years of his experience in collegiate football.
- Last season, Hagen led a TE group that included rookie second-round pick Jace Amaro, who led all rookie tight ends in receptions (38), receiving yards (345) and tied for the lead in receiving touchdowns (two).



RON HELLER

ASSISTANT OFFENSIVE LINE
THIRD SEASON w/ JETS


- Ron Heller enters his third season with the Jets in 2015, finishing last season with an offensive line that blocked for a rushing offense that produced 142.5 yards per game – the third best average in the league.
- During the 2013 season, the Jets finished with the sixth-ranked rushing offense in the league (134.9 yards per game); the rushing offense included two new starters, a first since the 2008 campaign.
- After 12 seasons as an NFL offensive tackle (1984-95), Heller worked as both an assistant offensive line coach and offensive line coach for clubs in the NFL (2004, 06-07), CFL (2009) and the UFL (2012).



JIMMIE JOHNSON

TIGHT ENDS
FIRST SEASON w/ JETS

- After a year hiatus, Jimmie Johnson returns to the NFL as the tight ends coach for the Jets in 2015. Prior to joining the Jets, Johnson was the tight ends coach for the Minnesota Vikings for eight seasons.
- Under Johnson, Visanthe Shiancoe posted 208 catches for 2,424 yards and 24 touchdowns in five seasons, despite amassing just 35 catches for 253 yards and three touchdowns in the four seasons prior to joining MIN. In his final two seasons with Johnson, Kyle Rudolph, a former second-round selection, posted 12 touchdowns. Although he missed eight games in those two seasons, Rudolph's 12 touchdowns tied for the fifth-most among tight ends in the NFL.
- In their time under Johnson, MIN tight ends excelled in the red zone, producing 36 touchdowns on just 75 targets, or almost half a touchdown per target, the best in the league.
- After a 10-year playing career, Johnson began his coaching career at the collegiate level with South Carolina State (2001), Shaw (2002-03) and Texas Southern (2004-05).



PEPPER JOHNSON

DEFENSIVE LINE
FIRST SEASON w/ JETS

- Pepper Johnson enters his first season as Jets defensive line coach, returning to the club he finished his playing career with in 1997-98.
- Under his direction, nine different defensive linemen registered at least 5.0 sacks, including a pair of 10.0-sack efforts (Mark Anderson and Andre Carter) in 2011 and a trio in 2014 (Marcell Dareus, Jerry Hughes and Mario Williams).
- Johnson has been to seven Super Bowls as a player or coach, winning five, including winning titles as a player with NYG in 1986 and 1990.



STEVE MARSHALL

OFFENSIVE LINE
FIRST SEASON w/ JETS


- Steve Marshall enters his 35th season coaching football with 27 years coaching at the collegiate level.
- Directed CLV and GB offensive lines that ranked top 10 in the league in sacks allowed each season, helping Derek Anderson (Browns, 2007) and Aaron Rodgers (Packers, 2014) earn Pro Bowl appearances.
- While coaching at the collegiate level, Marshall has tutored 19 future NFL players, including David Bakhtiari, Mitchell Schwartz and five-time Pro Bowler Andre Gurode.



DAYLON McCUTCHEON

ASSISTANT DEFENSIVE BACKS
FIRST SEASON w/ JETS

- Daylon McCutcheon enters his first season as assistant defensive backs coach for 2015. McCutcheon had previously worked with the Jets as a training camp intern in 2013 with the defense.
- Prior to returning to the Jets, McCutcheon served as a training camp intern with ARZ (2014), working with Todd Bowles, Mike Caldwell, Ryan Slowik and the ARZ defense.
- Following his eight-year playing career, he returned to his high school alma mater to serve as the defensive coordinator and defensive backs coach (2008-14).



KEVIN PATULLO

QUARTERBACKS
FIRST SEASON w/ JETS


- Reunites with offensive coordinator Chan Gailey for his first season with the Jets as the quarterbacks coach.
- Prior to joining the Jets, Patullo served as the assistant wide receivers coach for TEN (2014), helping WR Nate Washington rank seventh-best in the league in yards per catch (16.2). Patullo also coached WR Kendall Wright to a career best in yards per catch (12.5) and touchdowns scored (six) despite missing two games.
- Before joining the Titans, Patullo served as the offensive quality control and assistant wide receivers coach for BUF (2010-12) with Gailey as head coach. Patullo coached WR Stevie Johnson's three best seasons of his career as Johnson topped 75 receptions, 1,000 yards and six touchdowns in each season.



**JOHN
SCOTT, JR.**

QUALITY CONTROL - DEFENSE
FIRST SEASON w/ JETS


- After serving 12 seasons at the collegiate level, Scott begins his first year in the NFL with the Jets as the quality control – defense coach for 2015.
- Prior to joining the Jets, Scott coached the defensive line and outside linebackers for seven collegiate teams, which include Buffalo (2015), Texas Tech (2013-14) and Georgia Southern (2010-12).
- His playing career included two seasons with the AFL2's Greensboro Prowlers as a defensive end (2000-01), earning recognition as the Defensive Player of the Year (2000).



**MARCEL
SHIPP**

RUNNING BACKS
FIRST SEASON w/ JETS

- Marcel Shipp returns to the NFL as the running backs coach for the Jets. Prior to joining the Jets, Shipp served as the running backs coach for his alma mater, the University of Massachusetts (2014).
- Shipp began his professional coaching career with the UFL's Las Vegas Locomotives as an assistant coach (2012) following his playing career with the club as a running back (2009-11). After his stint with the Locomotives, Shipp spent training camp with ARZ as a coaching intern (2013).
- During Shipp's playing career, he spent seven seasons with ARZ at running back (2001-07) with 605 carries for 2,197 yards, 14 total touchdowns and 113 receptions for 937 yards.



**RYAN
SLOWIK**

ASSISTANT DEFENSIVE LINE
FIRST SEASON w/ JETS

- Ryan Slowik begins his first season as an assistant defensive line coach for the Jets in 2015 after spending seven seasons with ARZ.
- Prior to joining the Jets, Slowik assisted an ARZ defense that forced 88 takeaways and allowed opponents to convert on just 35.3% of their third-down attempts. He coached various parts of the ARZ defensive unit, including defensive assistant/defensive back (2013-14), outside linebackers (2012) and quality control – defense (2009-11).
- Before working with ARZ, Slowik served in an array of roles for four seasons with DEN , including the assistant defensive backs coach (2008), assistant special teams coach (2007) and defensive assistant (2005-06).

NFL CONNECTIONS

Jets CB **Buster Skrine** and Patriots DL **Jabaal Sheard** were both selected by CLV in the 2011 NFL Draft. They went on to play together in CLV for the 2011-14 seasons. Patriots WR **Brian Tyms** was also teammates with **Skrine** and **Sheard** during the 2013 season.

Jets DE **Stephen Bowen** and Patriots TE **Scott Chandler** were teammates in DAL for the 2009-10 seasons.

Jets LG **James Carpenter** and RT **Breno Giacomini** played on the opposite side of the ball from former SEA teammate and current Patriots DL **Alan Branch** in 2011-12.

Jets CB **Antonio Cromartie** was teammates with Patriots TE **Scott Chandler** in SD for the 2007-08 seasons.

Jets RB **Chris Ivory** was teammates with Patriots DE **Akiem Hicks** in NO for the 2012 season.

Jets WR **Eric Decker** (2010-13) was teammates with Patriots DT **Sealver Siliga** (2011-12) in DEN.

Jets DE **Leger Douzable** was teammates with Patriots WR **Danny Amendola** in SL for the 2009 season.

Jets QB **Ryan Fitzpatrick** (2009-12) was teammates with Patriots TE **Scott Chandler** (2010-14) in BUF.

Jets QB **Ryan Fitzpatrick** was teammates with Patriots WR **Keshawn Martin** in HST during the 2014 season.

Jets LB **Calvin Pace** and Patriots DL **Alan Branch** were teammates in ARZ in 2007.

Jets TE **Kellen Davis** and Patriots OL **LaAdrian Waddle** were teammates in DET during the 2014 season.

AREA CONNECTIONS

Jets RT **Breno Giacomini** hails from Cambridge, MA, which is approximately 31 miles from Gillette Stadium.

Patriots DE **Chandler Jones** is a native of Endicott, NY.

Patriots DB **Devin McCourty** hails from Montvale, NJ, growing up just 20 miles away from MetLife Stadium.

Patriots CB **Logan Ryan** is a native of Voorhees, NJ, which is approximately an hour and a half away from the Jets Practice Facility.

Patriots Safeties Coach **Brian Flores** is a native of Brooklyn, NY, which is about 15 miles from MetLife Stadium.

Patriots Defensive Coordinator **Matt Patricia** was born and raised in Sherrill, NY.

FORMER JETS

Patriots Head Coach **Bill Belichick** served as the Jets assistant head coach/secondary coach from 1997-99. **Belichick** contributed to the 1998 Jets becoming the AFC East Division Champions.

Patriots Tight Ends Coach **Brian Daboll** served as the quarterbacks coach for the Jets from 2007-08.

Patriots Offensive Line Coach **Dave DeGuglielmo** served as the Jets offensive line coach in 2012.

FORMER PATRIOTS

Jets CB **Darrelle Revis** played for the 2014 Super Bowl XLIX Champions, posting 49 tackles, two interceptions, 14 passes defensed, one forced fumble and one fumble recovery in 16 games. In the postseason Super Bowl run, **Revis** contributed three tackles, one sack for a loss of 2.0 yards, two passes defensed and one inter-

ception that he returned for 30 yards.

Jets WR **Kenbrell Thompson** was signed by the Patriots in 2013, and went on to spend the 2013 season and part of 2014 in New England. In 2013, he recorded 32 receptions for 466 yards and four touchdowns.

Jets RB **Stevan Ridley** was drafted by the Patriots in the third round of the 2011 NFL Draft. He spent four seasons in New England, including the 2014 Super Bowl Championship season where he was placed on Injured Reserve in Week 7.

Jets Defensive Line Coach **Pepper Johnson** started his NFL coaching career with the Patriots as an assistant linebackers coach (2000). **Johnson** was with the Patriots from 2000-13, where he served as the inside linebackers coach (2001-03), defensive line coach (2004-11) and linebackers coach (2012-13). During his time with the Patriots, **Johnson** helped lead the team to three Super Bowl Wins.

COACHING CONNECTIONS

In 2011, Jets Head Coach **Todd Bowles** served as the MIA interim head coach, during that time Patriots Tight Ends Coach **Brian Daboll** served as the offensive coordinator and Offensive Line Coach **Dave DeGuglielmo** served as the offensive line coach. Jets Defensive Coordinator **Kacy Rodgers** served as the MIA defensive line coach (2008-14) and Wide Receivers Coach **Karl Dorrell** served as the quarterbacks coach during the 2011 season with **Daboll** and **Bowles**. Jets Defensive Backs Coach **Joe Danna** served as the MIA assistant defensive backs coach in 2011 as well.

Two Jets coaches have played under Patriots Head Coach **Bill Belichick** during their NFL careers. Jets Defensive Line Coach **Pepper Johnson** played linebacker for NYG from 1986-1990 when **Belichick** served as the NYG defensive coordinator and secondary coach. **Johnson** went on to play under **Belichick's** first NFL head coach reign in CLV from 1993-95. Jets Assistant Head Coach/Linebackers Coach **Mike Caldwell** also played linebacker for **Belichick** in CLV from 1993-95.

Jets Tight Ends Coach **Jimmie Johnson** served as the MIN tight ends coach (2006-13), while Patriots Defensive Line Coach **Brendan Daly** served as the defensive assistant/defensive line coach (2006-08) and Wide Receivers Coach **Chad O'Shea** served as the offensive assistant/wide receivers coach (2006-08).

Jets Assistant Special Teams Coach **Steve Hagen** served as the CLV tight ends coach (2009-12), while Patriots Tight Ends Coach **Brian Daboll** served as the offensive coordinator (2009-10)

COLLEGE CONNECTIONS

Jets LB **David Harris** and Patriots DL **Alan Branch** were teammates at Michigan for the 2006 season. The Wolverines went on to be 11-2 overall and 7-1 in the Big Ten. In 2006, **Harris** was second in the Big Ten for solo tackles with 73.

Jets LG **James Carpenter** was teammates with Patriots LB **Dont'a Hightower** and TE **Michael Williams** at Alabama in 2009.

Jets TE **Jeff Cumberland** and Patriots DB **Tavon Wilson** were teammates at Illinois during the 2008 and 2009 seasons.

Jets LB **Trevor Reilly** and Patriots DL **Sealver Siliga** were teammates at Utah in 2010.

Jets LB **Taiwan Jones** was teammates with Patriots WR **Keshawn Martin** at Michigan State during the 2011 season.



PRO CAREER

- Claimed off of waivers from SEA on 09/28/15.

SEASON HIGHLIGHTS

(11/8 vs. JAX)...Made his first career start at strong safety as a Jet, leading the team in tackles and matching his career high with six (three solo) and registered a half sack with DE **Leonard Williams** on QB Blake Bortles for a loss of five yards in the third quarter. **(10/25 at NE)**...Set a career high in tackles, posting six tackles (all solo) in the fourth quarter. **(NFL International Series: 10/4 at MIA)**...In his first game as a Jet after being claimed off waivers from SEA, registered one pass defended and four tackles (three solo) seeing action late in the fourth quarter in place of an injured S **Calvin Pryor**.

	GP	GS	Tkls	Sk	INTs	PD	FFs	FRs
2015	7	2	18	0.5	0	2	0	0
Career	7	2	18	0.5	0	2	0	0



PRO CAREER

- Veteran defensive lineman who has appeared in 113 games (56 starts) and posted career totals of 229 tackles, 13.0 sacks, nine passes defended, one forced fumble and one fumble recovery.
- Received the Ed Block Courage Award with WAS in 2011.

SEASON HIGHLIGHTS

(9/13 vs. CLV)...In his Jets debut, he registered one tackle while rotating in on the defensive line.

	GP	GS	Tkls	Sk	INTs	PD	FFs	FRs
2015	13	1	8	0.0	0	0	0	0
Career	126	57	237	13.0	0	9	1	1



PRO CAREER

- Four-time Pro Bowl selection, including each of the last three seasons, one of just two cornerbacks in the league to be selected for the Pro Bowl each of the last three years.
- Missed only two of a possible 153 career games, including his first game due to injury this season vs. BUF (11/12/15).

- Has 31 career regular season interceptions, tied for the fifth most among active players.
- Scored five touchdowns during his career: three on interception returns of 70 yards (vs. HST 10/28/07), 52 yards (vs. Jets 09/22/08) and 40 yards (vs. BUF 09/09/12), one on an errant punt snap in the end zone (vs. HST 10/28/07), and another on a missed field goal that he returned for 190 yards (at MIN 11/04/07)...The 109-yard return is tied for the longest play in NFL history.
- In the 2008 Pro Bowl (2007 season), he tied a record with two interceptions...The first interception was on a DAL QB Tony Romo pass and the second came on a TB QB Jeff Garcia pass.
- Tied for sixth among active players with 30 career interceptions and ranked sixth with 545 career interception return yards.

SEASON HIGHLIGHTS

(11/12 vs. BUF)...Missed his first career game due to injury...His only other missed game came in the 2010 season finale vs. BUF (01/02/11). **(11/8 vs. JAX)**...Recorded a kickoff return for 54 yards, the longest for the Jets this season and the longest of his career since he had a 91-yard return as a rookie at SD (11/26/06)...Finished the game with two tackles for loss. **(9/13 vs. CLV)**...Recorded his first fumble recovery of the season, recovering a QB Josh McCown fumble in the endzone...Departed the game in the first half with a knee injury.

	GP	GS	Tkls	Sk	INTs	PD	FFs	FRs
2015	13	13	30	0.0	0	15	0	1
Career	156	131	386	0.0	31	124	2	4



PRO CAREER

- In 2014, set new career highs in sacks (3.5), passes defended (six), fumble recoveries (two) and tackles (125), his second-consecutive season with 100+ tackles.
- Recognized by his teammates as the club's most inspirational player for the 2013 season when they voted him the Dennis Byrd Award winner.
- Started every game in his second NFL season and finished second on the team in tackles when he registered a career-best 120.

SEASON HIGHLIGHTS

(12/13 vs. TEN)...Earned his second sack of the season when he took down QB Marcus Mariota for a loss of 13 yards on fourth down to halt a TEN fourth quarter drive. **(11/12 vs. BUF)**...Tied for the team lead with nine tackles (seven solo) and registered his first sack of the season, bringing down Tyrod Taylor for a one-yard loss. **(NFL International Series: 10/4 at MIA)**...Recorded three passes defended, four tackles and two quarterback hurries. **(9/27 vs. PHI)**...Set a career best in single-game tackles when he

registered 15 total tackles, including two for a loss...Recorded his first fumble recovery of the season after recovering a RB Ryan Mathews fumble, which was forced by fellow LB **David Harris**.

	GP	GS	Tkls	Sk	INTs	PD	FFs	FRs
2015	14	14	104	2.0	0	5	0	1
Career	62	49	382	6.5	1	12	0	4



PRO CAREER

- Registered a career-high 2.5 sacks in 2014 as part of the fifth-ranked run defense and sixth-ranked overall defense in the NFL.
- Joined the Jets after a mini-camp tryout in 2013, earning a roster spot with the Jets prior to training camp and appearing in all 16 games for the second time in his career as a key reserve for a defensive line that ranked third in the league against the run.

	GP	GS	Tkls	Sk	INTs	PD	FFs	FRs
2015	14	2	21	0.0	0	0	0	0
Career	89	9	185	5.0	0	1	0	1



PRO CAREER


- Veteran safety who joined the Jets this offseason as an unrestricted free agent...Has made 40 career starts, including the last 32 regular season contests.
- Of his five career interceptions, two have come on the opponents' final possession, including one with 1:03 remaining in the fourth quarter that preserved a 27-24 victory vs. SL (11/23/14).
- Spent the majority of his first two seasons as the SD nickel corner before assuming a starting safety role the last two seasons.

SEASON HIGHLIGHTS

(12/19 at DAL)...Picked off a Kellen Moore pass intended for WR Terrance Williams and established a new career best with his third interception of the season. **(10/25 at NE)**...Led the team in tackles with a single-game best 11 stops (nine solo), topping his previous high of eight. **(10/18 vs. WAS)**...Matched his single-season career high for interceptions when he tracked down a QB Kirk Cousins pass intended for WR Jamison Crowder...Finished the game with three tackles (two solo) and a pass defended. **(NFL International Series: 10/4 at MIA)**...Led the team in tackles, registering five tackles (four solo) and two passes defended. **(9/21 at IND)**...Intercepted QB Andrew Luck, his first pick as a Jet, on

a pass intended for WR Andre Johnson to halt an IND drive with 4:35 remaining in the fourth quarter...Finished the game with four tackles and one pass defended. **(9/13 vs. CLV)**...Started in his debut with Jets, logging seven tackles (four solo).

	GP	GS	Tkls	Sk	INTs	PD	FFs	FRs
2015	14	14	81	0	3	6	0	0
Career	76	54	316	3.0	8	22	3	1



PRO CAREER


- Voted by teammates as the Curtis Martin Team Most Valuable Player in 2010 and Dennis Byrd Award recipient, as the club's most inspirational player in 2012.
- In 2014, started all 16 games for the sixth consecutive season, led the team and set a new single-season career high with 150 tackles and tied a career high with 5.5 sacks...Became the fourth player in franchise history to tally 1,000 tackles in a career, after recording a half-sack in the first quarter of Week 16 vs. NE.
- Has led the club in tackles in seven of his eight seasons, failing to post more than 100 tackles in only the 2008 campaign due to missing five games...Currently sits fourth on the franchise's tackle list (1,019) after he finished the 2014 season with a career-high 150 stops.
- He now has 32 sacks in his career, the most by a player in the NFL who has exclusively played inside linebacker since 2007.
- Posted one of his most complete seasons statistically in 2011 as he tied for first on the team with a career-best four interceptions, ranked second with five sacks, established a career high with five passes defended and scored the first touchdown of his career on an interception return vs. BLT (10/02/11).
- In 2009, earned second-team All-Pro honors and was selected to the midseason All-Pro teams by *Sports Illustrated*/Peter King and ESPN/Len Pasquarelli...Named Jets 2009 Ed Block Courage Award winner...Led the NFL's best defense with 142 tackles, 5.5 sacks, two interceptions, three passes defended and two forced fumbles.
- Led the team with 117 tackles as a rookie in 2007, the first Jets rookie since LB Stan Blinka in 1979 to finish as the club's leader...Named to the *Pro Football Weekly* All-Rookie Team in 2007 along with 2007 first-round selection Darrelle Revis, marking the second-consecutive season that the Jets first two draft choices were recognized.
- Named NFL Defensive Rookie of the Month for Nov. 2007, after accumulating 36 tackles and one sack, including a career-high 20-tackle performance in an overtime loss to WAS (11/04/07).

SEASON HIGHLIGHTS

(11/12 vs. BUF)...Recorded a seven-yard half-sack of Tyrod Taylor as well as tying a team high with nine tackles. **(10/18 vs. WAS)**...

Posted his first double digit tackle performance of the 2015 season, recording 15 tackles, with two for a loss. **(NFL International Series: 10/4 at MIA)**...Recorded his second sack of the season when he took down QB Ryan Tannehill. **(9/27 vs. PHI)**...Recorded eight tackles, his best of the season...Matched his single-season high with his second forced fumble of the season, when he caused a fumble by RB Ryan Mathews, which was recovered by fellow LB **Demario Davis**. **(9/21 at IND)**...Recorded his first forced fumble of the season, stripping a scrambling QB Andrew Luck before the ball was recovered by CB **Darrelle Revis**...The takeaway halted an IND drive before the end of the second quarter, preserving the first half shutout. **(9/13 vs. CLV)**...After recording five tackles, moved into third place on the Jets all-time tackles list with 1,204...Increased his career sack total to 31.0, sacking QB Johnny Manziel for a seven-yard loss.

	GP	GS	Tkls	Sk	INTs	PD	FFs	FRs
2015	14	14	105	2.5	0	4	2	0
Career	137	130	1,124	32.5	6	24	11	4




PRO CAREER

- Since he entered the starting lineup prior to the 2013 season, the Jets run defense has allowed 90.7 yards per game (second lowest in the league) and 3.56 yards per carry (lowest in the league).

SEASON HIGHLIGHTS

(12/19 at DAL)...Recorded a team-high 10 tackles (five solo)...Marks the third time this season he has finished a game with double digit tackles. **(11/22 at HST)**...Established a new single-game high with a team-leading 12 total tackles (eight solo). **(11/8 vs. JAX)**...Split a five-yard sack with S Dion Bailey, his first since 2013. **(10/18 vs. WAS)**...Helped lead a defensive effort that held WAS to 34 yards on 17 carries (2.0 avg.)...Finished with eight total tackles (six solo), including a game-high two for a loss for the Jets...His six tackles for loss lead the team through five games. **(09/13 vs. CLV)**...Led the defensive line with five total tackles (four solo), including two tackles for loss.

	GP	GS	Tkls	Sk	INTs	PD	FFs	FRs
2015	14	14	81	0.5	0	0	0	0
Career	51	46	231	1.5	0	2	0	0



PRO CAREER

- Returns to the NFL after missing the the 2014 season.
- In three seasons as a starter for MIN (2011-13), posted 357

tackles, 8.5 sacks, two interceptions and four forced fumbles...Set career-highs with 157 tackles, 4.0 sacks and two interceptions in last NFL season (2013).

	GP	GS	Tkls	Sk	INTs	PD	FFs	FRs
2015	14	0	23	0.0	0	2	0	0
Career	78	34	385	8.5	2	10	4	1




PRO CAREER

- Selected by the Jets in the third round (82nd overall) of the 2015 NFL Draft.

SEASON HIGHLIGHTS

(11/29 vs. MIA)...Garnered his first career fumble recovery after DE **Sheldon Richardson** sacked QB Ryan Tannehill and forced a fumble in the fourth quarter...On the following MIA drive, capitalized on a botched snap when he took down Tannehill for his second career full-sack. **(11/8 vs. JAX)**...Became the first Jets player to register multiple sacks in the same game as he recorded his first career sack since LB Quinton Coples did so vs. IND (10/14/12)...Registered two half-sacks, splitting the first with CB **Marcus Williams** and the second with DL **Sheldon Richardson**...Posted the first full-sack of his career when he dropped Blake Bortles for a four-yard loss...All three sacks came on third down and forced punts...Also registered four tackles (one for loss) and four quarterback hurries. **(9/13 vs. CLV)**...In his NFL debut, recorded his first forced fumble as QB Johnny Manziel was sacked by DE **Muhammad Wilkerson** during the same play.

	GP	GS	Tkls	Sk	INTs	PD	FFs	FRs
2015	13	0	7	3.0	0	0	1	1
Career	13	0	7	3.0	0	0	1	1



PRO CAREER


- Recorded the first interception of his career, picking of an Eli Manning pass at NYG (12/02/15) to halt an 11:21 drive in the fourth quarter.
- After signing with the Jets as an undrafted free agent following the 2013 NFL Draft, has spent 31 weeks on the practice squad, seeing action in three games and making his first career start vs. BUF (11/12/15).
- Recipient of the Ed Block Courage award (2014).

SEASON HIGHLIGHTS

(12/6 at NYG)...Notched his first career interception, picking off a QB Eli Manning pass intended for WR Rueben Randle, re-

turning it for 11 yards to end a 17-play, 11:20 NYG drive without any points...Finished the game with five tackles (three solo) and one pass defended. **(11/12 vs. BUF)**...Made his first career start at strong safety in place of an injured **Calvin Pryor**...Tied for the team lead in tackles with nine (six solo, three for a loss). **(11/8 vs. JAX)**...Made his second career NFL appearance and first on defense, posting two tackles at safety while also seeing action on special teams.


	GP	GS	Tkls	Skls	INTs	PD	FFs	FRs
2015	7	1	17	0.0	1	1	0	0
Career	8	1	17	0.0	1	1	0	0



PRO CAREER

- Returned prior to the Week 10 game vs. BUF (11/12) after being placed on short-term IR with a wrist injury.
- Placed on IR after suffering an Achilles injury vs. DEN (10/12/14).
- Named Defensive Rookie of the Month for December in 2013 after totaling 31 tackles, 15 passes defended and three interceptions in five games.
- Earned AFC Defensive Player of the Week recognition for his two-interception performance at MIA (12/29/13) in his rookie season finale.
- Finished his rookie season with a team-high 19 passes defended, while also tying for the team lead with three interceptions...Ranked second among all rookie corners with a burn percentage of 46.0 (stats according to StatsPass).

	GP	GS	Tkls	Skls	INTs	PD	FFs	FRs
2015	5	0	0	0.0	0	0	0	0
Career	21	14	68	0.0	3	21	1	0



PRO CAREER

- From 2008-14, team leader in sacks (43.0) and forced fumbles (14) since joining the Jets as an unrestricted free agent... Finished in the top three on the team in sacks in five of his seven seasons as a Jet.
- Voted by his teammates as the 2014 Dennis Byrd Most Inspirational Player.
- Set a career high with 10 sacks in his 11th season (2013)... Pace and DL **Muhammad Wilkerson** became the first Jets duo to record double-digit sacks in the same season since Joe Klecko (20.5) and Mark Gastineau (20) accomplished the feat in 1981...It also marked only the third time since 1971

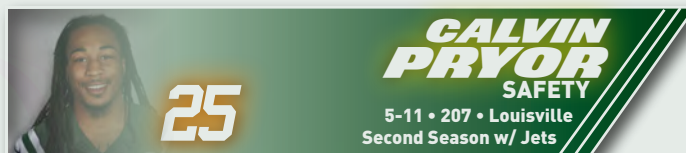
that two Jets logged double-digit sacks in the same season... With the sack becoming an NFL statistic in 1982, **Pace** and **Wilkerson** officially stand as the only duo in team history to record double-digit sacks in the same season.

- In 2008, set career single-season highs for forced fumbles (five) and fumble recoveries (four) which exceeded his career totals entering the season.
- Started all 16 games in 2007 for the first time since his rookie season (2007) and established a career high with 106 tackles.

SEASON HIGHLIGHTS

(12/19 at DAL)...Registered his third sack of the season in the second quarter when he took down QB Matt Cassel for a loss of 19 yards...Marked the 60th sack of his career and the longest loss of yards due to a sack in his career...Recorded the third longest loss of yards in the NFL this season. **(11/8 vs. JAX)**...Recorded his first takeaway of the season when he brought down Blake Bortles for a sack, forcing a fumble and recovering it to help preserve a five-point Jets lead after JAX had entered the red zone with less than six minutes remaining in the fourth quarter...The forced fumble was his first since sacking Drew Brees vs. NO (11/03/13) and the fumble recovery was his first since he fell on a Marshawn Lynch fumble at SEA (11/11/12). **(10/25 at NE)**...Recorded the 58th sack of his career and his first of the 2015 season when he took down QB Tom Brady in the second quarter for a loss of eight yards on third down...The last time he recorded a sack was against NE in 2014 when he and DE **Sheldon Richardson** took down Brady for a loss of 10 yards (12/21/14).

	GP	GS	Tkls	Skls	INTs	PD	FFs	FRs
2015	14	10	34	3.0	0	3	1	1
Career	185	151	672	60.0	3	31	20	11




PRO CAREER

- Selected in the first round (18th overall) in the 2014 NFL Draft.

SEASON HIGHLIGHTS

(12/19 at DAL)...Intercepted a QB Kellen Moore pass intended for WR Dez Bryant on second down and returned it for 18 yards... Finished the game with five tackles (four solo). **(9/21 at IND)**... Collected five tackles (three solo), one pass defended and his first career interception off of QB Andrew Luck, returning it 29 yards to set up a scoring drive in the first quarter. **(9/13 vs. CLV)**... Recorded nine tackles (eight solo), two passes defended and a forced fumble at the goal line on QB Josh McCown.

	GP	GS	Tkls	Skls	INTs	PD	FFs	FRs
2015	11	10	61	0	2	6	1	0
Career	27	21	128	0.5	2	8	1	0



4

RYAN QUIGLEY
PUNTER
6-3 • 188 • Boston College
Third Season w/ Jets


PRO CAREER

- Established a team mark in net punting average for the second-consecutive season, besting the 38.9 average he set in 2013 with a 39.9 average in 2014.
- Re-joined the Jets after Week Two of the 2013 season and punted in 14 games after competing for the team's punting job in training camp.

SEASON HIGHLIGHTS

(11/12 vs. BUF)...Punted five times for 258 yards, including a season-long punt of 68 yards...His 51.6 punting average and 49.0 net punting average were the second-best totals of his career in each category. (11/8 vs. JAX)...Pulled double-duty during the game serving as both the Jets punter and kicker, filling in for the injured K Nick Folk...Went four-for-four on extra-point attempts, scoring the first points of his NFL career...As a punter, set a new career high with nine punts and five punts inside the 20...Named AFC Special Teams Player of the Week. (9/27 vs. PHI)...Tied career high in punts (eight) and recorded his longest punt of the season (54)...His 371 punt yards were the third-most of his career.

	GP	Punt	Yds	Avg	TB	In20	Lg	Net
2015	13	67	2,887	43.1	3	25	68	36.8
Career	43	217	9,745	44.9	15	69	69	39.0



57

TREVOR REILLY
LINEBACKER
6-5 • 245 • Utah
Second Season w/ Jets

PRO CAREER

- Team's seventh-round choice in 2014, he appeared in 14 of 16 games, posting 12 tackles on defense and 12 on special teams.
- With nine total special teams tackles (eight solo), ranks second on the team following fellow LB Erin Henderson who registered 12 special teams tackles through Week 13. Also, recorded one forced fumble on special teams

SEASON HIGHLIGHTS

(9/13 vs. CLV)...Recorded the first sack and forced fumble of his career, bringing down QB Johnny Manziel for a seven-yard loss.

	GP	GS	Tkls	Sk	INTs	PD	FFs	FRs
2015	13	0	2	1.0	0	0	1	0
Career	27	0	14	1.0	0	0	1	0



24

DARRELLE REVIS
CORNERBACK
5-11 • 198 • Pittsburgh
Seventh Season w/ Jets

PRO CAREER

- Won the Super Bowl XLIX, contributing an interception and a sack in the postseason.
- Named to Pro Bowl in six of the last seven seasons (2008-11, 13-14)...Honored as a first-team All-Pro by the *Associated Press* four times (2009-11, 14).
- Was named AFC Defensive player of the year in 2009 and *The Sporting News* Comeback Player of the Year in 2013.
- Named to the *Pro Football Weekly* All-Rookie Team in 2007 along with LB David Harris, marking the second consecutive season that the Jets first two draft selections were all-rookie choices. T D'Brickashaw Ferguson and C Nick Mangold earned similar recognition in 2006.
- Has three interceptions in his postseason career and 23 career interceptions in the regular season, returning three for touchdowns...Of his 23 regular season interceptions, 10 have come in the fourth quarter and five within two minutes or less remaining and the game within seven points. Four of these interceptions have either sealed a win or led to a game-winning score.
- His 31 passes defended in 2009 are the most in a single season in NFL history.
- Tied a Jets record when he returned an interception 100 yards for a touchdown vs. MIA (10/17/11).
- In his last four seasons with the Jets (2008-2011), he led a secondary ranked first in the league in net passing yards per game (186.3), opposing completion percentage (52.6%) and allowed the second fewest touchdown passes (67).

SEASON HIGHLIGHTS

(12/19 at DAL)...Intercepted a QB Matt Cassel pass, returning it 24 yards to the DAL 35...Increased his season total to four interceptions, his most since also recording four in the 2011 season. (11/22 at HST)...Started at CB, departing in the third quarter with a concussion...Missed the next two games vs. MIA (11/29) and at NYG (12/6). (10/18 vs. WAS)...Registered his third interception of the season, intercepting a pass from QB Kirk Cousins intended for WR Ryan Grant and returning it six yards to set up a scoring drive for the Jets...Finished the game with three tackles (two solo). (NFL International Series: 10/4 at MIA)...Intercepted a pass from QB Ryan Tannehill intended for WR Jarvis Landry in the end zone with 5:04 remaining in the fourth quarter on the seventh play MIA ran inside the Jets red zone. (9/21 at IND)...Named AFC Defensive Player of the Week after he intercepted a pass from QB Andrew Luck intended for WR Phillip Dorsett, his first interception as a Jet since he picked off current teammate Ryan Fitzpatrick in the 2012 season opener vs. BUF (09/09/12)...Recovered two fumbles, his second and third fumble recoveries on the season to establish a new single-season career best...Finished the game with four tackles (three solo) and one pass defended. (9/13 vs. CLV)...In his return to the Jets, recorded two tackles, one pass defended and recovered a fumble, returning it for 17 yards to set

up the final score in the 31-10 win.

	GP	GS	Tkls	Skls	INTs	PD	Ffs	Frs
2015	12	12	29	0.0	4	11	0	3
Career	123	123	453	2.0	27	138	6	10




PRO CAREER

- Voted the 2014 Curtis Martin Team MVP Award winner by his teammates after leading the team with 8.0 sacks, adding 84 tackles and earning his first Pro Bowl trip.
- Named Defensive Rookie of the Year after starting 15-of-16 games in 2013, amassing 101 tackles, 3.5 sacks, one forced fumble, one pass defended and two rushing touchdowns.
- Tied with DL William "The Refrigerator" Perry for the most rushing touchdowns in a season and career by a defensive lineman with two...Also, became the first defensive player in team history to score two offensive touchdowns in the same season.
- Recognized as Defensive Rookie of the Month for November 2013, after totaling 23 tackles, including four for a loss, a half-sack and seven quarterback hurries in three contests.

SEASON HIGHLIGHTS

(12/19 at DAL)...Notched a half-sack, teaming with DL **Leonard Williams**, when they took down QB Kellen Moore during the fourth quarter...Finished with four tackles and a team-leading four quarterback hits. **(11/29 vs. MIA)**...Following a MIA recovered onside kick, recorded a strip-sack of QB Ryan Tannehill, his second forced fumble of the season that was recovered by LB **Lorenzo Mauldin**...Has 3.5 sacks in six games, including at least a half-sack in each of the three divisional games he has played...Finished with five total tackles, one pass defended and five quarterback hits on top of his sack-fumble. **(11/8 vs. JAX)**...Responsible for five total tackles, three quarterback hits and half of a sack. **(10/25 at NE)**...Finished with a sack of Patriots QB Tom Brady and three total tackles that included a forced fumble...His sack was his first full sack of the season and ended the Patriots drive and resulted in the final play of the first half. **(10/18 vs. WAS)**...In his first action since returning from his four-game suspension, recorded three total tackles, two quarterback hits and included a half of a sack on WAS QB Kirk Cousins that was shared with DL **Muhammad Wilkerson** for a loss of five yards.

	GP	GS	Tkls	Skls	INTs	PD	Ffs	Frs
2015	9	9	34	4.0	0	2	2	0
Career	41	40	219	15.5	0	5	4	1



PRO CAREER

- Started all 16 games in 2014 for the first time in his career, finishing the season with 18 passes defended, 66 tackles and a career-high four interceptions (tied for eighth in the NFL).
- Over the last two seasons, registered 36 passes defended, unofficially ranking third in the NFL behind only former CLV teammate CB Joe Haden (40) and PHI CB Bradley Fletcher (37).

SEASON HIGHLIGHTS

(12/13 vs. TEN) Led the defense in tackles with eight tackles (seven solo), including one tackle for loss and one pass defended... Intercepted his first pass as a Jet, picking off a QB Marcus Mariota screen attempt to set up the Jets for an 11-play scoring drive. **(NFL International Series: 10/4 at MIA)**...Registered four tackles (all solo), one quarterback hit and two passes defended. **(9/21 at IND)**...Led the defense in tackles, collecting eight tackles (seven solo), including a tackle for loss...Recorded a quarterback hit on QB Andrew Luck to set up an interception by S **Calvin Pryor**. **(9/13 vs. CLV)**...Made his Jets debut and notched two solo tackles.

	GP	GS	Tkls	Skls	INTs	PD	Ffs	Frs
2015	14	10	60	0.0	1	8	0	0
Career	78	47	284	1.0	7	62	0	1



PRO CAREER

- Since the start of the 2013 season, his 16.5 sacks lead the team.
- In 2013, was voted the Curtis Martin Team MVP by his teammates after starting all 16 games and setting a new career high with a team-leading 10.5 sacks...Also set a new career high in tackles (91) and notched two passes defended, one forced fumble and his first-career interception.
- Became the first player to record a safety on his first sack in the NFL since LB Jameel McClain accomplished the feat for BLT vs. OAK (10/26/08).

SEASON HIGHLIGHTS

(12/13 vs. TEN)...Registered three sacks to increase his season total to a career-high 12...The first two sacks both occurred in the first half, with the second establishing a new single-season high, surpassing his previous best of 10.5 in 2013...His third established his new single-game mark...His 12 sacks also are the most in a season by Jets player since DL Shaun Ellis produced 12.5 in 2003. **(12/6 at NYG)**...Recorded his ninth sack of the season when he took down QB Eli Manning for a nine-yard loss on second down to halt NYG's 17-play drive...Ended the game with five total tackles and a pass defended. **(11/29 vs. MIA)**...Registered his eighth sack of the year when he brought down QB Ryan Tannehill for a 10-yard loss on third down...His sack also marked the sixth sack in four divisional games this season...Has at least half of a sack in seven of his 11 games played in 2015...Concluded the game

with four quarterback hits, two passes defended and three tackles. **(11/12 vs. BUF)**...Recorded his sixth and seventh sack of the season for a total of 18 yards lost...The multi-sack game was his fourth of his career and second of the season...In three divisional games this year, he has registered 5.0 sacks. **(10/25 at NE)**...Recorded a sack of Patriots QB Tom Brady on their opening drive, forcing a punt...The sack brought his season total to 5.0...The sack marked the fourth-consecutive game in which he registered at least a half of a sack. **(10/18 vs. WAS)**...Shared a sack with DE **Sheldon Richardson** for a five-yard loss...The sack brings his total to a team-high four through the first five games of the season. **(NFL International Series: 10/4 at MIA)**...Registered two sacks of Ryan Tannehill, his first multi-sack game of the season, third of his career and first since 11/24/13 at BLT...Each sack came on drives when the Jets defense forced a MIA three-and-out. **(9/27 vs. PHI)**...Finished second on the team in total tackles with 11...Combined with DE **Leonard Williams** to drop Sam Bradford for a 10-yard loss. **(9/21 at IND)**...Recorded two tackles and two QB hits, one of which led to an interception by S **Marcus Gilchrist** in the fourth quarter to help close out the game...Also defended an Andrew Luck pass that was intercepted by CB **Darrelle Revis**. **(9/13 vs. CLV)**...Posted six total tackles in addition to his quarterback hurry, a tackle for loss and a sack...On the sack, held QB Johnny Maziell up as LB **Lorenzo Mauldin** stripped the ball, leading to a CB **Darrelle Revis** recovery.

	GP	GS	Tkls	Sk	INTs	PD	FFs	FRs
2015	14	13	65	12.0	0	5	2	0
Career	75	73	365	36.5	1	19	7	1



PRO CAREER

- Earned his first full-sack when he took down NYG QB Eli Manning.
- Selected by the Jets in the first round (sixth overall) of the 2015 NFL Draft.

SEASON HIGHLIGHTS

(12/19 at DAL)...Took down QB Kellen Moore, splitting a sack with DL **Sheldon Richardson**, giving him 2.5 sacks in the last three games...Finished with seven tackles (five solo), second amongst defensive lineman. **(12/13 vs. TEN)**...Recorded a sack of Marcus Mariota for a seven-yard loss in the fourth quarter, his second in the last two games. **(12/6 at NYG)**...Notched his first-career full-sack when he brought down QB Eli Manning for a four-yard loss on first down helping to force a punt on an NYG drive that had just entered Jets territory...Finished with seven total tackles and two quarterback hurries. **(NFL International Series: 10/4 at MIA)**...Registered four total tackles (three solo) including one tackle for loss...Added seven quarterback hurries, the most by a Jets defender this season...Also played a vital role as a part of a Jets defense that allowed only 59 total yards on the ground. **(9/27 vs. PHI)**...Finished with six total tackles and two quarterback hits...Logged his first career half-sack when he combined

with DL **Muhammad Wilkerson** to take down QB Sam Bradford for a 10-yard loss. **(09/13 vs. CLV)**...In his NFL debut and first-career start with the Jets, he registered five total tackles and one quarterback-hurry.

	GP	GS	Tkls	Sk	INTs	PD	FFs	FRs
2015	14	13	61	3.0	0	0	0	0
Career	14	13	61	3.0	0	0	0	0




PRO CAREER

- Has seven interceptions in his first 19 career games, including six this season, tied for the second most among CBs despite playing in just 27.7% of the team's defensive snaps.
- Undrafted free agent who joined the Jets practice squad (09/25/14), signing to the active roster before the team's game at KC (11/02/14) and earned starts in each of the remaining eight games totaling 38 tackles, one interception and seven passes defended.

SEASON HIGHLIGHTS


(12/19 at DAL)...Returned after missing the previous two weeks with a knee injury and picked off a Kellen Moore pass intended for WR Dez Bryant that was tipped by S **Marcus Gilchrist** with :36 seconds to go in the fourth quarter to seal the victory, the third game this season he's ended with an interception...The pick increases his team lead to six this season, the most by a Jet since CB **Darrelle Revis** also had six in 2009. **(11/29 vs. MIA)**...Picked off QB Ryan Tannehill in the first quarter, returning it for 21 yards and setting the Jets up for a 72-yard touchdown drive...The interception marks his second pick of Tannehill and his fifth of the season...Departed with a knee injury following the return and did not return. **(11/22 at HST)**...Forced and recovered a QB T.J. Yates fumble after recording his first full sack for a loss of nine yards...The takeaway, his fourth of the season, helped set the Jets up for a scoring drive in the second quarter. **(11/8 vs. JAX)**...Recorded two interceptions of Blake Bortles, with his first coming off a pass that was broken up by **Revis** and his second in the fourth quarter that put a halt to final JAX drive of the game...Combined for the first half sack of his career with LB **Lorenzo Mauldin** and finished the game with three tackles (two solo), three passes defended and one quarterback hit. **(NFL International Series: 10/4 at MIA)**...Notched an interception of QB Ryan Tannehill intended for TE Jordan Cameron on the final MIA offensive play to preserve the 27-14 win. **(9/13 vs. CLV)**...Notched three tackles (all solo), two passes defended and an interception of QB Johnny Manziel intended for WR Brian Hartline...Returning the interception 18 yards to set up a touchdown and a 21-10 Jets lead.



PRO CAREER

- Earned the starting fullback job as a rookie and went on to see action in all 16 games, making eight starts.
- Named the 2013 Bill Hampton Award winner given to the rookie who most conducts himself as a professional in the locker room.

	GP	GS	Att	Yds	TDs	Rec	Yds	TDs
2015	14	2	2	2	0	4	56	0
Career	34	12	20	67	0	17	155	0




PRO CAREER

- In 2014, finished in the top 10 league wide in FG made (30), FG percentage (90.9%), while connecting on 11-of-13 of his kicks over 40 yards.
- Holds the HST franchise record for field goals in a game (6) and points scored in a game (19) vs. BAL (12/21/14)... Tied the HST franchise record for extra points made (6) vs. TEN (11/30/14).
- Signed by Jets (11/10/2015) prior to Week 10 after K Nick Folk was placed on injured reserve.

SEASON HIGHLIGHTS

(12/19 at DAL)...Hit a 40-yard field goal with :36 left in the game to give the Jets a 19-16 lead, and ultimately the win, his second game-winning field goal in three weeks. (12/6 at NYG)...Connected on all three field goal attempts including a 31-yard field goal in overtime that would provide the final margin of victory in the 23-20 win. (11/12 vs. BUF)...Connected on his lone field goal (29 yards) and both extra point attempts in his Jets debut.

	GP	FG	FGA	Pct	Lg	XP	XPA	Pts
2015	9	16	19	84.2	47	18	21	66
Career	41	72	86	83.7	55	85	88	298



PRO CAREER


- Fifth-year veteran offensive lineman who joined the Jets this offseason as an unrestricted free agent...Has started 39 career regular season games, including starts at left

guard, right guard and right tackle.

- Appeared in Super Bowl XLVIII and XLIX with SEA, helping the team average 148.5 yards per game rushing and post a 114.9 passer rating.

SEASON HIGHLIGHTS

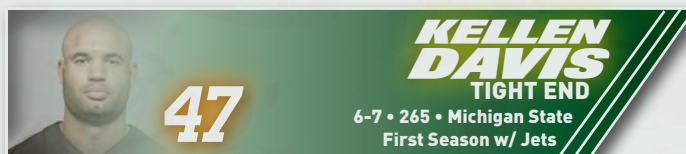
(12/13 vs. TEN)...Paved the way for an offense that registered 439 total yards and 183 yards on the ground, blocking for RB **Chris Ivory** who finished with his third 100-yard performance of the season en route to establishing a new single-season high with 914 yards rushing. (10/18 vs. WAS)...Helped pave the way for an offense that registered 474 total yards, including 221 yards on the ground...Did not allow a sack for the third time in the season's first five games. (NFL International Series: 10/4 at MIA)...Part of an offensive line that helped block for 200+ yards rushing, including a career best 166 from RB **Chris Ivory**...Did not allow a sack for the second time in the season's first four games. (9/13 vs. CLV)...Part of an offensive line that paved the way for a rushing offense that gained 154 total yards and two touchdowns on 36 carries and did not allow a sack on QB **Ryan Fitzpatrick**.



PRO CAREER

- From 2012-14, he has led the team in receiving touchdowns (10) and ranked second in receptions (78) and yards (1,004).
- Part of an offense that leads the NFL in sacks allowed per passing attempt.
- Helped block for an offense that has rushed for over 100 yards six times this season.

	GP	GS	Rec	Yds	TDs
2015	13	6	5	77	0
Career	63	43	86	1,119	10




PRO CAREER

- From 2008-13, he was part of five top 10 rushing offenses.
- Has appeared in 113 career games (45 starts) and posted totals of 52 receptions, 570 yards and 13 touchdowns.
- Part of an offense that leads the NFL in sacks allowed per passing attempt.
- Helped block for an offense that has rushed for over 100 yards six times this season.
- Primarily utilized as a blocking tight end, he helped DET

average 4.2 yards per carry in the six games he played, compared to just 3.3 yards per in the other 10 contests.

SEASON HIGHLIGHTS

(11/8 vs. JAX)...Made his third start of 2015 and recovered the first fumble of his career on a muffed punt return at the opposing 25-yard line late in the fourth quarter...The recovery set up a 20-yard touchdown pass that gave the Jets a 28-16 lead. **(11/1 at OAK)**...Caught his first reception as a Jet, a one-yard touchdown pass from QB **Geno Smith** in the fourth quarter. **(NFL International Series: 10/4 at MIA)**...Earned his first start of the season as he helped pave the way for a rushing offense that gained over 200 yards and helped RB **Chris Ivory** set a new career high for rushing yards with 166.



PRO CAREER


- In his first season with the Jets, finished with 74 catches, 962 yards and five touchdowns...The reception and yard totals were the most by a Jets player since 2007.
- Registered two consecutive seasons (2012-13) with 85 or more receptions and more than 1,000 receiving yards.
- In 2013, recorded 19 catches for 20 yards or more, and six catches of 40 yards or more.
- Joined Dez Bryant, A.J. Green, **Brandon Marshall** and Demaryius Thomas as the only five players to record 80+ receptions, 1,000+ yards and 10+ touchdowns in 2012 and 2013, despite averaging 61 fewer targets than the rest.

SEASON HIGHLIGHTS

(12/19 at DAL)...Caught his 10th touchdown reception of the season, giving the Jets a 16-13 lead in the fourth quarter...His scoring reception was his ninth in the red zone this year...His 10th touchdown of the season also marked 21 amongst him and WR **Brandon Marshall**, a new single season club record. **(12/13 vs. TEN)** Scored on a 16-yard pass from QB **Ryan Fitzpatrick** in the first quarter of the game, giving the Jets a 7-0 lead over TEN to culminate a 14-play, 80-yard opening drive...With his touchdown reception, he moved into a tie for third all-time in touchdown receptions over the first two seasons as a Jet (14), surpassing Keyshawn Johnson's 13 from 1996-1997. **(12/6 at NYG)**...Logged his first 100-yard performance of the season after catching eight passes for 101 yards...Along with WR **Brandon Marshall** (12 receptions for 131 yards), the two became the first tandem in Jets history to surpass 100 receiving yards in a road win since Al Toon (9-195) and Wesley Walker (6-161) against SEA (11/2/86). **(11/29 vs. MIA)**...On the Jets opening drive of the second half, **Fitzpatrick** found him for a two-yard touchdown to give the Jets a 21-0 lead over MIA...The touchdown catch was his eighth of the year and seventh in the red zone...Finished with five receptions for 62 yards. **(11/12 vs. BUF)**...Led all receivers in receptions (six) and receiving yards (85)...Caught his seventh touchdown of the season on a 31-

yard strike from **Fitzpatrick** midway through the fourth quarter...His seven touchdown receptions lead the team and the 31-yard score stands as his longest of the season and his first outside of the red zone. **(11/8 vs. JAX)**...Led the team with six receptions for 79 yards while adding a touchdown on a seven-yard pass from **Fitzpatrick** to take an early lead in the first quarter...His touchdown reception gives him six on the year through the first eight games, besting his 2014 total of five. **(11/1 at OAK)**...Caught six passes for 60 yards while also hauling in a touchdown reception in the third quarter from QB **Geno Smith**. **(10/25 at NE)**...Reeled in five receptions on third down, four of which resulted in first downs for the Jets while totaling his second highest yardage output of the season with 94 yards. **(10/18 vs. WAS)**...Caught a two-yard touchdown to end the Jets scoring in the team's 34-20 win...The score marked his fourth in as many games played in 2015. **(NFL International Series: 10/4 at MIA)**...After missing the previous week due to injury, returned to action and reeled in four catches for 46 yards, including a 10-yard touchdown catch with 33 seconds remaining in the second quarter...His touchdown reception was his third of the season, scoring in each of the three games he has played and also making it four consecutive games with a score dating back to the 2014 regular season finale against MIA. **(9/21 at IND)**...Before exiting the game with an injury in the fourth quarter, snagged eight passes for 97 yards...Caught his second touchdown of the season, a six-yard strike from **Fitzpatrick** to open the scoring...Registered touchdowns in consecutive games as a Jet for the first time since Weeks Four and Six in 2014. **(9/13 vs. CLV)**...Finished with two catches for 37 yards, including a 15-yard touchdown from **Fitzpatrick** to cap a scoring drive with 26 seconds remaining before the half.

	GP	GS	Rec	Yds	TDs
2015	13	11	72	930	10
Career	90	70	368	4,962	48



PRO CAREER

- Spent the majority of the 2014 season on the Jets practice squad before being promoted to the active roster for the season finale.

	GP	GS	Rec	Yds	TDs
2015	10	5	19	241	0
Career	10	5	19	241	0




PRO CAREER

- Three-time Pro Bowl selection (2009-11) who has started every game (151 including postseason) since being selected fourth overall in the 2006 NFL Draft...His 144 consecutive games started are the most of any current NFL offensive lineman.
- For the fifth-consecutive season, and eighth time in his nine-year career, did not miss a single snap...Has missed just one snap total in his career.
- Along with fellow 2006 first-round selection, **Nick Mangold**, became the only two players who entered the league together to start their team's first 75 regular-season games on the same offensive line since 1970...The pair went on to start 82 consecutive games...The duo was also the first pair of offensive linemen selected by the same team in the first round since Dennis Harrah and Doug France were selected by the Los Angeles Rams in 1975.
- Selected to the All-Rookie Team in 2006 as voted by *Pro Football Weekly* and the Pro Football Writers' Association.
- The first left tackle to start every game of his rookie season for the Jets since Chris Ward, also a first-round draft pick, in 1978.

SEASON HIGHLIGHTS

(12/13 vs. TEN)...Paved the way for an offense that registered 439 total yards and 183 yards on the ground, blocking for RB **Chris Ivory** who finished with his third 100-yard performance of the season en route to establishing a new single-season high with 914 yards rushing. **(10/18 vs. WAS)**...Helped pave the way for an offense that registered 474 total yards, including 221 yards on the ground...Did not allow a sack for the third time in the season's first five games. **(NFL International Series: 10/4 at MIA)**...Part of an offensive line that helped block for 200+ yards rushing, including a career best 166 from RB **Chris Ivory**...Did not allow a sack for the second time in the season's first four games. **(9/13 vs. CLV)**...Started at LT for his 10th-consecutive opening day...Part of an offensive line that paved the way for a rushing offense that gained 154 total yards and two touchdowns on 36 carries and did not allow a sack on QB **Ryan Fitzpatrick**.



PRO CAREER

- In 2015, he became the first quarterback in NFL history to throw at least four touchdown passes in a game for four different teams (BUF, TEN, HST and NYJ).

- In 2014, he achieved career highs for completion percentage (63.1%), yards per attempt average (7.96) and passer rating (95.3).
- Has started 101 of the 109 games he's played in and completed 1,998 of 3,320 pass attempts for 22,139 yards, 145 touchdowns, 112 interceptions, and a 80.5 passer rating.
- Ranks sixth among active quarterbacks with 1,765 rushing yards and 13 rushing touchdowns.
- Threw for 3,400+ yards and 24 touchdowns in consecutive seasons (2011-12).
- Became the fifth quarterback in NFL history to throw for 300 yards in a debut, leading SL to a 33-27 overtime win at HST...Completed 19 of 30 passes for 310 yards with three touchdowns and one interception for a 117.4 passer rating.

SEASON HIGHLIGHTS

(12/19 at DAL)...Continued to add to a career-high of touchdown passes in a single season (26), completing 26-of-39 for 299 yards and one touchdown in the Jets 19-16 win over Dallas...Went 10-of-12 for 132 yards in the fourth quarter, including a three-yard touchdown to put the Jets up 16-13 and then connected with WR **Kenbrell Thompkins** for 43 yards to set a go-ahead field goal by K **Randy Bullock** with :36 seconds remaining. **(12/13 vs. TEN)**...Set a new career high for touchdown passes in a season (25) after throwing three touchdowns in the first half of the Jets 30-8 win over the Titans, better his previous career high of 24 touchdown passes set in 2011 and 2012...Finished 21-of-36 for 263 yards with a 108.9 passer rating...Found WR **Brandon Marshall** for his 11th touchdown of the season on a 69-yard strike in the second quarter to put the Jets up 27-0, his longest pass of the season...During the Jets three game win streak, he is averaging 310 pass yards per game, has a 111.5 passer rating and thrown for nine touchdowns and zero interceptions. **(12/6 at NYG)**...Finished the game 36-of-50 passing for 390 yards, two touchdowns, zero interceptions and 22 yards rushing on five attempts in the Jets 23-20 overtime win...Trailing by a touchdown late in the fourth quarter, he led the Jets on a 10-play, 71-yard drive to tie the game, including a 15-yard scramble for a first down on a fourth-and-six with :40 seconds left...Found **Marshall** two plays later for a game-tying nine-yard touchdown pass with :27 seconds left in regulation...Marked his seventh win as a starting quarterback this season, his most wins in a season as a starter...36 completions tied a career high and 390 yards passing were the most since he threw for 402 as a member of TEN against ARZ (12/15/13)...Team's highest completion percentage (72%) with 50+ attempts since Richard Todd completed 37-of-50 (74%) passes vs. Los Angeles Rams (9/25/83)...107.9 passer rating marks the fifth game this season with a 100+ passer rating, the most in any season of his career. **(11/29 vs. MIA)**...Set a new season-high in touchdown passes (four) in the 38-20 win over the Dolphins, the most since he threw six touchdown passes against TEN (11/30/14) while playing for HST...Finished the contest 22-of-37 for 277 yards and a season-best passer rating of 118.9...Found **Marshall** for his eighth and ninth touchdowns of the season, in addition to connecting with WR **Eric Decker** for his eighth touchdown reception and seventh in the red zone...Completed a 16-yard touchdown pass to rookie WR **Devin Smith**, the first of his career, with eight seconds left in the first half to cap off an 11-play, 92-yard drive to take a 14-0 lead...Added 21 rushing yards

on five carries. **(11/12 vs. BUF)**...Threw for 193 yards on 15-of-34 passing with two touchdowns and two interceptions...Added 30 yards on three carries...Connected for the fifth time this season on touchdown passes to both WRs **Marshall** and **Decker**. **(11/8 vs. JAX)**...Finished the game 21-of-34 for 272 yards, two touchdowns and zero interceptions for a 106.5 passer rating, his second-best rating of the season...His 100+ passer rating marked the fourth-consecutive week he has posted a QB rating of at least 90, and the sixth time in eight games this season...Completed passes to seven different receivers, including four passes of 20-or-more yards to four different receivers. **(10/25 at NE)**...Fitzpatrick passed for a season high 295 yards completing 22 passes on 39 attempts...Led the Jets on five scoring drives as he threw for two touchdowns and zero interceptions...It was his sixth consecutive game against the Patriots in which he has thrown for two-or-more scores. **(10/18 vs. WAS)**...Found the endzone three times (two passing, one rushing) in the Jets 34-20 win over the Redskins...His 18-yard scramble for a touchdown came in the third quarter, one play after Jets CB **Darrelle Revis** intercepted Kirk Cousins...The touchdown was his longest since his 31-yard rushing touchdown in BUF vs. MIA (11/29/09)...He finished 19-of-26 and threw for 253 yards good enough for a 113.1 passer rating...Found **Decker** for his fourth red zone touchdown and connected with **Marshall** on a 35-yard score. **(NFL International Series: 10/4 at MIA)**...Eclipsed 20,000 career passing yards when he completed a 58-yard pass to **Marshall** on the first play of the Jets opening offensive possession...The 58-yard reception is the second-longest first offensive play of a game in Jets franchise history, topped only by a 71-yard fleaflip in 1968 from FB Matt Snell back to QB Joe Namath, who then connected with WR Bake Turner...Connected with **Decker** for a touchdown with 33 seconds left in the half to put the Jets up 20-7...Finished the game 16-of-29 for 218 yards, one touchdown and one interception for his fourth-consecutive game with a touchdown pass...Rushed for a season-high 34 yards including a 19-yard rush for a first down in the final two minutes of the half, his longest rush since 10/6/13 vs. KC when he went for 26 yards as a member of TEN. **(9/27 vs. PHI)**...Playing his 100th career game, threw for a season-high 283 yards, two touchdowns and three interceptions, while also matching his career high in attempts with 58. **(9/21 at IND)**...Notched his first Monday Night Football win when he threw for two touchdowns and completed 22-of-34 passes for 244 yards in the 20-7 win...Orchestrated a seven-play, 80-yard, fourth-quarter drive that culminated with a red zone touchdown to **Marshall** putting the Jets up 17-7 with 6:20 to play...Became the first Jets QB since Boomer Esiason in 1993 to start his Jets career with consecutive games of a 90+ passer rating and two touchdown passes. **(9/13 vs. CLV)**...Started in his first game as Jet... Threw for two touchdowns and completed 15-of-24 passes for 179 yards and a passer rating of 95.7...Led a nine-play, 72-yard drive that began with 2:46 remaining in the first half that resulted in a 15-yard touchdown pass to **Decker**, giving the Jets a 14-10 halftime lead in game they would ultimately win 31-10...Led three touchdown drives following Jets takeaways, posting 21 points off turnovers, surpassing the previous sea-

son's total of 20...Joined Hall-of-Famer Sid Luckman (137) as the only Ivy League QBs with 125 career touchdown passes.

	GP	GS	Att	Cmp	Pct	Yds	TD	Rate
2015	14	14	484	293	60.5	3,428	26	89.6
Career	111	103	3,395	2,045	60.2	22,701	149	80.9

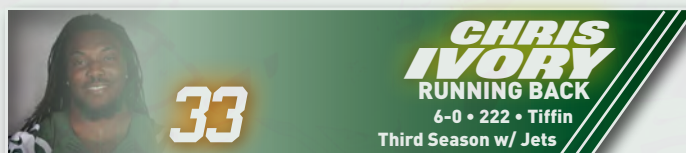


PRO CAREER

- Started in all 16 games at right tackle in his first season with the Jets in 2014, helping the team rank third in the league in rushing.
- Started all 16 games for first time in his career in 2012, helping Marshawn Lynch to an All-Pro and Pro Bowl season with career highs in yards (1,590), avg. gain (5.0) and carries (315).
- Has seen action in 57 games (49 starts) and five starts in postseason contests including the Super Bowl XLVIII win vs. DEN.

SEASON HIGHLIGHTS

(12/13 vs. TEN)...Paved the way for an offense that registered 439 total yards and 183 yards on the ground, blocking for RB **Chris Ivory** who finished with his third 100-yard performance of the season en route to establishing a new single-season high with 914 yards rushing. **(10/18 vs. WAS)**...Helped pave the way for an offense that registered 474 total yards, including 221 yards on the ground...Did not allow a sack for the third time in the season's first five games. **(NFL International Series: 10/4 at MIA)**...Part of an offensive line that helped block for 200+ yards rushing, including a career best 166 from RB **Chris Ivory**...Did not allow a sack for the second time in the season's first four games. **(9/13 vs. CLV)**...Part of an offensive line that paved the way for a rushing offense that gained 154 total yards and two touchdowns on 36 carries and did not allow a sack on QB **Ryan Fitzpatrick**.



PRO CAREER

- Established a new single-season best in all-purpose yards with 1,105 after recording 10 carries for 47 yards and five receptions for 22 yards against NYG (12/6).
- In London, set a career-high in rushing yards with 166 and one touchdown for his seventh 100-yard game of his career against MIA (10/4/15).
- In 2014, set career bests in games played (16), games started (10), rushing attempts (198), rushing touchdowns

(six), total touchdowns (seven), longest rush (71t), receptions (18), receiving yards (123) and receiving touchdowns (one).

- In 2013, led all NFL running backs with at least 175 carries in average yards after contact, gaining 2.7 yards after the first hit...Also tied for sixth amongst all runners with carries of 20+ yards last season.
- Entered the NFL as an undrafted free agent with NO in 2010 and played in 12 games (4 starts)...In his rookie season, Ivory averaged 5.2 yards on 137 carries (716 yards) and tallied five touchdowns for a NO team that finished 11-5 and earned a playoff berth.

SEASON HIGHLIGHTS

(12/13 vs. TEN)...Registered his third 100-yard rushing contest of the season when he rushed for 101 yards on 22 attempts...Improved his season total rushing yards to a career best 914 yards, surpassing his previous high of 833 and tying his season high number of 100-yard rushing games recorded (three), both of which were established in 2013. **(11/29 vs. MIA)**...Scored on a 31-yard touchdown run to establish career highs with seven rushing touchdowns and eight touchdowns from scrimmage...The 31-yarder is his longest scoring run of the season and his longest since his 71-yard carry vs. OAK (09/07/14). **(11/12 vs. BUF)**...Finished the game with 99 yards rushing on 18 attempts (5.5 average) including 76 yards on 11 attempts in the second half (6.9 average)...Recorded the longest reception of his career, a 36-yard screen pass that set up the game's first points. **(11/8 vs. JAX)**...Recorded his fifth multi-touchdown game of his career rushing for a pair of one-yard touchdowns...He is the first Jets running back since Shonn Greene in 2012 to record two games with two touchdowns in a season. **(10/25 at NE)**...Recorded the second receiving touchdown of his career in the third quarter off of a nine-yard pass from QB **Ryan Fitzpatrick**. Ivory's touchdown helped put the Jets up by one point to close out the third quarter 17-16. His last receiving touchdown was in the 2014 season finale at MIA (12/28/14). **(10/18 vs. WAS)**...Established a career high in yards from scrimmage (196) after he registered 146 yards on 20 carries and 50 yards on three receptions...The 100-yard game gave him his first back-to-back 100-yard rushing performances of his career...Set a new career best for longest reception with 24. **(NFL International Series: 10/4 at MIA)**...Returned after missing the previous contest and rushed for a career-high 166 yards and one touchdown for his seventh 100-yard game of his career, topping his previous career high of 158 yards (at TB, 10/17/10)...His 5.7 yards-per-rush were the most since he averaged 10.2 yards per carry on 10 attempts (vs. OAK, 09/07/14). **(9/13 vs. CLV)**...Recorded 20 carries for 91 yards (4.6 average) and two touchdowns, his fourth multi-touchdown performance and his first since he scored twice vs. BUF (10/26/14).

	GP	GS	Att	Yds	TDs	Rec	Yds	TDs
2015	13	13	230	951	7	26	213	1
Career	68	36	866	3,912	24	49	378	2



PRO CAREER

- Ranks first on the team in receptions (166) and receiving yards (2,073), since joining the Jets in 2011.
- Led the team in both receptions (43) and receiving yards (523) for the second consecutive season in 2013...It marked the first time a Jets receiver has led the club in both categories in consecutive years since Jerricho Cotchery did it in 2008 and 2009.
- Established career highs as he led the team in both receptions (56) and receiving yards (739) in 2012, the first WR since Cotchery in 2009 to do so.
- Became just the seventh player and third rookie in franchise history to record a rushing attempt, passing attempt, reception, punt return and kickoff return in the same season.
- Finished his rookie season averaging 10.9 yards a punt return, good for fourth in the AFC and the highest punt return average by a Jets rookie since RB Leon Johnson averaged 12.1 a return in 1997...Only two rookies in team history have ever averaged more per return, Bruce Harper (12.5) in 1977 and Johnson (12.1) in 1997.
- Recorded the second-longest punt return for a touchdown in Jets history when he returned a punt 68 yards (vs. BUF, 09/09/12).

SEASON HIGHLIGHTS

(11/29 vs. MIA)...Registered a 58-yard punt return to set up the Jets third scoring drive, the second longest of his career and longest of the season. **(10/25 at NE)**...Finished with three catches for 27 yards, including a five-yard touchdown reception from QB **Ryan Fitzpatrick** in the second quarter to give the Jets their first lead of the game. **(9/27 vs. PHI)**...Made his first start of the season...Finished the game with six receptions for 33 yards and his first touchdown of the season, midway through the fourth quarter.

	GP	GS	Rec	Yds	TDs
2015	14	1	16	152	2
Career	72	24	182	2,225	9

	PR	FC	Yds	Avg	TDs
2015	43	17	375	8.9	0
Career	129	87	1221	9.5	1



NICK MANGOLD
CENTER

6-4 • 307 • Ohio State
Tenth Season w/ Jets

PRO CAREER

- Earned four consecutive Pro Bowl appearances from 2008-11. He also earned the same honor in 2013 and 2014.
- Garnered *Associated Press* All-Pro honors for his play in three-consecutive seasons from 2009-11.
- Missed three games of his NFL career, two in 2011 and one game in 2014 with an injury, appearing in 141 of a possible 144 games since being drafted in 2006.
- He and LT **D'Brickashaw Ferguson** are the only two players who entered the league together to start their team's first 75 regular-season games on the same offensive line since 1970...Since being selected in the first round of the 2006 NFL Draft, he and Ferguson started 82 consecutive games together before Mangold missed his first NFL game in Week Three at OAK (9/25)...The duo was also the first pair of offensive linemen selected by the same team in the first round since Dennis Harrah and Doug France were signed by the Los Angeles Rams in 1975.
- Selected to the All-Rookie Team in 2006 as voted by *Pro Football Weekly* and the Pro Football Writers' Association, also mentioned as an AFC Offensive Rookie of the Year candidate by several publications and analysts after becoming the first center in team history to start every game his rookie season.

SEASON HIGHLIGHTS

(12/13 vs. TEN)...Paved the way for an offense that registered 439 total yards and 183 yards on the ground, blocking for RB **Chris Ivory** who finished with his third 100-yard performance of the season en route to establishing a new single-season high with 914 yards rushing. **(10/18 vs. WAS)**...Helped pave the way for an offense that registered 474 total yards, including 221 yards on the ground...Did not allow a sack for the third time in the season's first five games. **(NFL International Series: 10/4 at MIA)**...Part of an offensive line that helped block for 200+ yards rushing, including a career best 166 from RB **Chris Ivory**...Did not allow a sack for the second time in the season's first four games. **(9/13 vs. CLV)**...Started at center for the Jets for the 10th consecutive season...Part of an offensive line that paved the way for a rushing offense that gained 154 total yards and two touchdowns on 36 carries and did not allow a sack on QB **Ryan Fitzpatrick**.



BRANDON MARSHALL
WIDE RECEIVER

6-4 • 230 • Central Florida
First Season w/ Jets

PRO CAREER

- A five-time Pro Bowler (2008, 2009, 2011, 2012 and 2013) who has caught 773 receptions for 9,771 yards with 65 touchdowns in nine seasons with DEN (2006-09), MIA (2010-11) and CHI (2012-13).
- Among active players, he ranks in the top 10 in receptions (second) and receiving touchdowns (ninth)...His 42 touchdowns over the last four seasons rank fourth in the league.
- Recorded seven straight 1,000 yards seasons (2007-13), ranking in a tie for third among active players for total 1,000-yard efforts...One of five players in NFL history with 1,000-receiving yards season with three different teams (Irving Fryar, Tony Martin, Randy Moss and Terrell Owens).
- His five seasons with 100-plus receptions (2007-09 and 2012-13) ranks tied for first in NFL history with Andre Johnson and Wes Welker. He is the first player in NFL history with a 100-reception season with two different teams.
- Has averaged 5.7 receptions per game in his career, the third best average in league history...His 17 games with 10+ receptions rank third among active players.
- Set Pro Bowl record with four touchdown catches to go along with 176 receiving yards on six receptions, en route to being named Pro Bowl MVP following the 2011 season.
- Set CHI franchise single-season records in receptions (118) and receiving yards (1,508) in 2012.


SEASON HIGHLIGHTS

(12/19 at DAL)...Surpassed 11,000 career receiving yards with his 14-yard reception in the fourth quarter, becoming only the fourth active player to do so since entering the league in 2006...With his next reception, tied Jets Ring of Honor receiver Al Toon's club record for receptions (93) in a season...His 1,261 yards this season are fifth most in Jets history...With WR **Eric Decker's** touchdown reception, the duo set a new single season record with 21. **(12/13 vs. TEN)**...Recorded his 11th touchdown reception after he took a pass from QB **Ryan Fitzpatrick** and scampered 69 yards to give the Jets a 27-0...The 69-yard reception was the third longest of his career and longest since his 75-yarder with DEN at WAS (11/15/09)...Moved into seventh place in team history for receiving yards in a single season with 1,186 after finishing with 125 on the day, his third-consecutive game with at least 125 receiving yards and eighth 100-yard game of the season, a new single-season career high surpassing his previous career best of seven established in 2012 with CHI. **(12/6 at NYG)**...Caught the game-tying touchdown, his 10th of the season, from **Fitzpatrick** with :27 seconds left in the fourth quarter to send the game into overtime...Finished with 12 receptions for 131 yards, his second game in a row with 131 yards receiving...His 131 yards put him over the 1,000-yard mark for the eighth time in his career and the second time in his career doing so through

the first 12 games of the season, the first being in 2012 with CHI...Became the only player in NFL history to record 1,000-yard seasons for four different teams. **(11/29 vs. MIA)**...With three catches for 53 yards and a touchdown on the Jets first scoring drive, notched his eighth receiving touchdown of the season, a 17-yard strike that gave the Jets a 7-0 lead...Finished the first half compiling five catches for 67 yards...Caught a 47-yard reception, his second longest of the season, putting him over 100 yards receiving in the game for the sixth time this season and second time against MIA...**Fitzpatrick** later found him for a three-yard touchdown to register his first multi-TD game as a Jet...The touchdown reception increased his season total to nine, the most by a Jets wide receiver has had since Santana Moss caught 10 in 2003...Finished the game with nine catches and a season-best 131 yards. **(11/22 at HST)**...Tied the game early in the third quarter when he notched his seventh touchdown of the season from 21 yards out...Finished with five total catches for 47 yards, bringing him to 800 on the season through the team's first 10 games. **(11/12 vs. BUF)**...Finished with three receptions for 23 yards and scored on a 14-yard pass from **Fitzpatrick** on second down to narrow the margin to 22-10 in the third quarter...The touchdown was his sixth of the season and fifth score in the red zone...With the touchdown reception, he surpassed Jordy Nelson (GB) for third among all wide receivers with 46 touchdowns since the start of the 2010 season. **(11/8 vs. JAX)**...Finished with four receptions for 44 yards...His fourth reception, a 20-yard touchdown from **Fitzpatrick** on third down late in the fourth quarter, would prove to be the game-clinching score for the Jets in their 28-23 win. **(11/1 at OAK)**...Finished the game with nine receptions, giving him 50 through the team's first seven games...Notched his fifth 100-yard performance of the season after tallying 108 receiving yards. **(10/18 vs. WAS)**...Joined Don Maynard (1968) and George Sauer (1966) as the only Jets players to have four consecutive 100-yard receiving games after notching seven receptions for 111 yards...Included a 35-yard touchdown reception, fourth as a Jet, to increase the Jets lead to double digits against WAS in the third quarter. **(NFL International Series: 10/4 at MIA)**...Recorded his third-straight 100-yard performance of the season, hauling in seven receptions for 128 yards...Became the first Jets wide receiver to register three-consecutive 100-yard efforts since WR Al Toon accomplished the feat in 1988...Included in his 100-yard performance was a 58-yard reception on the opening play of the first series for the Jets offense, starting what would finish as a three play, 73-yard touchdown drive...The 58-yard reception is the second-longest first offensive play of a game in Jets franchise history, topped only by a 71-yard fleaflip from FB Matt Snell back to QB Joe Namath, who then connected with WR Bake Turner. **(9/27 vs. PHI)**...Became the 45th player in NFL history to reach 10,000 yards receiving when he caught a 14-yard pass from **Fitzpatrick** late in the third quarter...Added a touchdown reception, his third-consecutive week with a touchdown catch, the third receiver in Jets history with a touchdown catch in each of their first three games with the club and the first since 2008. **(9/21 at IND)**...Notched his first-career 100-yard game as a Jet, compiling 101 yards while

hauling in seven receptions...Scored on a 15-yard catch and run, his second touchdown of the season...The score put the Jets up 17-7 with 6:20 to play in the fourth quarter. **(9/13 vs. CLV)**...While starting his first-career game with the Jets, hauled in six receptions for 62 yards that included a one-yard touchdown grab from **Fitzpatrick**...Ripped away a S Tashaun Gipson fumble, after the safety intercepted **Fitzpatrick**, and returned the ball to the CLV nine-yard line setting up a RB **Chris Ivory** touchdown run two plays later for the Jets opening score.

	GP	GS	Rec	Yds	TDs
2015	14	14	89	1,261	11
Career	150	134	866	11,032	76



PRO CAREER

- In 2013, established career bests in games played (16), starts (11), rushing yards (697), carries (176), long-rush (39), receiving yards (272), receptions (36), long-reception (36) and completed first-career pass attempt for 30 yards...His 36 receptions ranked second on the team.
- Teamed with RB **Chris Ivory** to spearhead a Jets rushing attack that gained 134.9 yards per game, the sixth-best total in the league...Both backs established career bests in 2013, while accounting for four 100-yard contests...Powell (176) and Ivory (182) were separated by only six carries, the fewest carries separating the Jets top two runners since 1991 when Blair Thomas (189) and Brad Baxter (184) were separated by five.

SEASON HIGHLIGHTS

(12/19 at DAL)...Registered a score in the third-consecutive game when he ran 12 yards for a touchdown, his first rushing touchdown of the season...His three scores, all in the last three weeks, are one shy of his single-season high, set in 2012. **(12/6 at NYG)**...Notched the first receiving touchdown of his career on a 25-yard catch and run from QB **Ryan Fitzpatrick** to cap a nine-play, 79-yard drive...Registered a career best 91 receiving yards on eight catches...Finishing the game with 108 total yards, the first 100-yard effort since he also logged 108 at TEN (09/29/13). **(11/22 at HST)**...Returned to the lineup after missing the previous four games...Set a new career high in receptions and receiving yards after catching five passes for 67 yards, and added four rushing attempts for 22 yards. **(9/13 vs. CLV)**...Carried 12 times for 62 yards (5.2 average), included 39 yards in the fourth quarter, and posted two receptions for 16 yards in the win.


	GP	GS	Att	Yds	TDs	Rec	Yds	TDs
2015	10	1	63	257	1	42	354	2
Career	58	16	395	1,553	7	107	865	2



PRO CAREER

- Former third-round selection by NE who has amassed 649 attempts for 2,817 yards, 22 touchdowns, 66 carries of 10+ yards and a 4.3 yards per carry average, all among the top 25 among NFL runners in that span.
- Gained 1,263 yards rushing in 2012, adding 12 touchdowns on the ground, placing in the top 10 in both categories...That season, his 33 carries of 10+ yards ranked ninth, while his 280 yards and four touchdowns in the fourth quarter were also in the top 10 league wide.
- Has seven career 100-yard rushing performances, including a career best 151 yards rushing vs. DEN (10/07/12)... His teams are a perfect 7-0 when he rushes for 100+ yards.

	GP	GS	Att	Yds	TDs	Rec	Yds	TDs
2015	6	0	20	25	0	2	-2	0
Career	58	25	669	2,842	22	25	144	0



PRO CAREER

- Former third-round selection by the Jets in 2013, Winters has started 18-of-22 games career games, missing the final 10 games of 2014 with an ACL injury.

SEASON HIGHLIGHTS

(12/13 vs. TEN)...Paved the way for an offense that registered 439 total yards and 183 yards on the ground, blocking for RB **Chris Ivory** who finished with his third 100-yard performance of the season en route to establishing a new single-season high with 914 yards rushing. **(NFL International Series: 10/4 at MIA)**...Made his first start of the season in place of injured RG **Willie Colon**...Part of an offensive line that helped block for 200+ yards rushing, including a career best 166 from RB **Chris Ivory**...Did not allow a sack for the second time in the season's first four games.



PRO CAREER

- Third-year wide receiver out of the University of Cincinnati who has started in 15-of-26 games between NE and OAK.

SEASON HIGHLIGHTS

(12/19 at DAL)...Established a new Jets career-long reception after hauling in a 43-yard pass from QB **Ryan Fitzpatrick** late in the fourth quarter, putting the team into position to score what would ultimately be a game-winning 40-yard field goal by K **Randy Bullock**...Finished with two receptions for 50 yards, his most as a Jet. **(11/1 at OAK)**...In his first appearance as Jet, tied a career high with six receptions, the second most on the team, for 41 yards.

	GP	GS	Rec	Yds	TDs
2015	5	0	13	138	0
Career	31	15	66	866	4

TEAM				
Won in Overtime			40+ Points Scored (Team)	
JETS:	23-20 at NYG (31-yard FG by R. Bullock)	12/06/15	JETS:	48 vs. BUF 09/09/12
OPP:	24-30, at MIN (87-yard TD by J. Wright)	12/07/14	OPP:	43, vs. BUF 10/26/14
Won in Last 2:00 of Regulation			No Turnovers	
JETS:	19-16 (R. Bullock 40-yd FG; 0:36 in 4Q) at DAL	12/19/15	JETS:	vs. TEN 12/13/15
OPP:	16-13 (C. Sturgis 26-yd FG; 1:57 in 4Q), vs. MIA	12/01/14	OPP:	at OAK 11/01/15
Tied Game in Last 2:00			No Sacks Allowed	
JETS:	20-20 (B. Marshall 9-yd TD; 0:27 in 4Q) at NYG	12/06/15	JETS:	vs. WAS 10/18/15
OPP:	16-16 (D. Bailey 50-yd FG; 1:55 in 4Q), at DAL	12/19/15	OPP:	at OAK 11/01/15
Shutout			PASSING	
JETS:	37-0 vs. CIN	01/13/10	100+ Passer Rating (Individual)	
OPP:	31-0, at SD	10/05/14	JETS:	Ryan Fitzpatrick (108.9) at NYG 12/13/15
Won by Three-or-Less Points			OPP:	Derek Carr (130.9), at OAK 11/01/15
JETS:	19-16 at DAL	12/19/15	400+ Net Passing Yards (Team)	
OPP:	17-16, vs. NE	12/21/14	JETS:	473 (69 att) at BLT 12/24/00
Won by Eight-or-Less Points			OPP:	426 (57 att), vs. ARZ 09/28/08
JETS:	19-16 at DAL	12/19/15	300+ Net Passing Yards (Team)	
OPP:	24-17, at HST	11/22/15	JETS:	373 (50 att) at NYG 12/06/15
Won by 20+ Points			OPP:	338 (40 att), vs. JAX 11/08/15
JETS:	30-8 vs. TEN	12/13/15	400+ Passing Yards (Individual)	
OPP:	38-3, at BUF (Detroit, MI)	11/24/14	JETS:	Vinny Testaverde (481) at BLT 12/24/00
Won after Trailing by 20+ Points			OPP:	Matt Cassel (400), at NE 11/13/08
JETS:	40-37 (Trailed 30-7 with 00:12 in 3Q) vs. MIA	10/23/00	300+ Passing Yards (Individual)	
OPP:	31-27 (Trailed 21-0 with 5:53 in 2Q), vs. NE	11/10/96	JETS:	Ryan Fitzpatrick (390 yds) at NYG 12/06/15
Won after Trailing by 10+ Points			OPP:	Ryan Tannehill (351 yds), vs. MIA 11/29/15
JETS:	23-20 (Trailed 20-10 with 4:23 in 4Q) at NYG	12/06/15	50+ Passing Attempts (Individual)	
OPP:	31-24 (Trailed 21-3 with 10:38 in 2Q), at GB	09/14/14	JETS:	Ryan Fitzpatrick (50 att.) at NYG 12/06/15
Won after Trailing in the Fourth Quarter			OPP:	Ryan Tannehill (58 att.), vs. MIA 11/29/15
JETS:	19-16 (Trailed 9-13 until 8:58) at DAL	12/19/15	40+ Passing Attempts (Individual)	
OPP:	30-23 (Trailed 20-16 until 7:16), at NE	10/25/15	JETS:	Ryan Fitzpatrick (50 att.) at NYG 12/06/15
Won after Trailing at Halftime			OPP:	Ryan Tannehill (58 att.), vs. MIA 11/29/15
JETS:	19-16 (Trailed 9-10 at Half) at DAL	12/19/15	30+ Pass Completions (Individual)	
OPP:	17-16 (Trailed 10-7 at Half), vs. NE	12/21/14	JETS:	Ryan Fitzpatrick (36 cmp.) at NYG 12/06/15
			OPP:	Tom Brady (34 cmp.), at NE 10/25/15
OFFENSE			25+ Pass Completions (Individual)	
500+ Total Net Yards (Team)			JETS:	Ryan Fitzpatrick (36 cmp.) at NYG 12/06/15
JETS:	513 (182 rush, 331 pass) vs. BUF	09/22/13	OPP:	Ryan Tannehill (33 cmp.), vs. MIA 11/29/15
OPP:	511 (125 rush, 386 pass), at NE	11/13/08	Six+ Touchdown Passes (Individual)	
400+ Total Net Yards (Team)			JETS:	Brett Favre (6*) vs. ARZ 09/28/08
JETS:	439 (183 rush, 256 pass) vs. TEN	12/13/15	OPP:	Dan Marino (6), vs. MIA 09/21/86
OPP:	436 (98 rush, 338 pass), vs. JAX	11/08/15	*Tied Franchise Record	
50+ Points Scored (Team)			Five+ Touchdown Passes (Individual)	
JETS:	56 vs. ARZ	09/28/08	JETS:	Brett Favre (6*) vs. ARZ 09/28/08
OPP:	52, at MIA	09/03/95	OPP:	Andy Dalton (5), at CIN 10/27/13
			*Tied Franchise Record	

Four+ Touchdown Passes (Individual)

JETS: Ryan Fitzpatrick (4) vs. MIA 11/29/15
 OPP: Derek Carr (4), at OAK 11/01/15

RUSHING

300+ Rushing Yards (Team)

JETS: 316 (54 att.) at OAK 10/25/09
 OPP: 328 (47 att.), at NE 09/18/83

200+ Rushing Yards (Team)

JETS: 221 (41 att.) vs. WAS 10/18/15
 OPP: 247 (44 att.), vs. SF 09/30/12

200+ Rushing Yards (Individual)

JETS: Thomas Jones (210 yds*) vs. BUF 10/18/09
 OPP: Thurman Thomas (214 yds), vs. BUF 09/24/90
 *Franchise Record

100+ Rushing Yards (Individual)

JETS: Chris Ivory (101 yds) vs. TEN 12/13/15
 OPP: Darren McFadden (100 yds), at DAL 12/19/15

Consecutive 100-Yard Rushing Performances (Individual)

JETS: Chris Ivory (166) at MIA (London) 10/04/15
 Chris Ivory (146 yds) vs. WAS 10/18/15
 OPP: Branden Oliver (114 yds), at SD 10/05/14
 Ronnie Hillman (100 yds), vs. DEN 10/12/14

50+ Rushing Attempts (Team)

JETS: 52 (177 yds) vs. NE 10/20/13
 OPP: 50 (151 yds), vs. NE 12/26/05

40+ Rushing Attempts (Team)

JETS: 41 (221 yds) vs. WAS 10/18/15
 OPP: 40 (162 yds), at SD 10/05/14

30+ Rushing Attempts (Individual)

JETS: Chris Ivory (34) vs. NE 10/20/13
 OPP: Clinton Portis (36), vs. WAS 11/04/07

Three+ Rushing Touchdowns (Individual)

JETS: Shonn Greene (3) vs. IND 10/14/12
 OPP: LeSean McCoy (3), at PHI 12/18/11

Two Rushing Touchdowns (Individual)

JETS: Chris Ivory (2) vs. CLV 09/13/15
 OPP: Jacquizz Rodgers (2), at ATL 10/07/13

Rush of 70 Yards or More (Individual)

JETS: Chris Ivory (71t) vs. OAK 09/07/14
 OPP: Lamar Miller (97t), at MIA 12/28/14

Rush of 40 Yards or More (Individual)

JETS: Chris Ivory (54) vs. WAS 10/18/15
 OPP: Lamar Miller (97t), at MIA 12/28/14

RECEIVING

10+ Receptions (Individual)

JETS: Brandon Marshall (12 rec.) at NYG 12/06/15
 OPP: Jarvis Landry (13 rec.), vs. MIA 11/29/15

200+ Receiving Yards (Individual)

JETS: Eric Decker (221 yds) at MIA 12/28/14
 OPP: Jordy Nelson (209 yds), at GB 09/14/14

100+ Receiving Yards (Individual)

JETS: Brandon Marshall (125 yds) vs. TEN 12/13/15
 OPP: Odell Beckham (149 yds), at NYG 12/06/15

Consecutive 100-Yard Receiving Games (Individual)

JETS: Brandon Marshall (131 yds) vs. MIA 11/29/15
 Brandon Marshall (131 yds) at NYG 12/06/15
 Brandon Marshall (125 yds) vs. TEN 12/13/15
 OPP: DeAndre Hopkins (118 yds), at HST 11/22/15
 Jarvis Landry (165 yds), vs. MIA 11/29/15
 Odell Beckham (149 yds), at NYG 12/06/15

Two 100-Yard Receivers in Same Game

JETS: Brandon Marshall (131 yds) at NYG 12/07/15
 Eric Decker (101 yds)
 OPP: Allen Hurns (122 yds), vs. JAX 11/08/15
 Allen Robinson (121), vs. JAX

Three+ Receiving Touchdowns (Individual)

JETS: Plaxico Burress (3) vs. SD 10/23/11
 OPP: Marvin Jones (4), at CIN 10/27/13

Two Receiving Touchdowns

JETS: Brandon Marshall (2) vs. MIA 11/29/15
 OPP: DeAndre Hopkins (2), at HST 11/22/15

Multiple Receivers with Multiple Receiving TDs

JETS: Laveranues Coles (3) vs. ARZ 09/28/08
 Jericho Cotchery (2)
 OPP: Andre Reed (2), at BUF 11/24/96
 Steve Tasker (2)

Pass Reception of 70 Yards or More

JETS: Eric Decker (74t yds) at MIA 12/28/14
 OPP: Jarius Wright (87t yds), at MIN 12/07/14

Pass Reception of 40 Yards or More

JETS: Kenbrell Thompkins (43 yds) at DAL 12/19/15
 OPP: Harry Douglas (51 yds), vs. TEN 12/13/15
 M. Mariota (41t yds), vs. TEN 12/13/15

DEFENSE

Shutout

JETS: 37-0 vs. CIN 01/03/10
OPP: 0-31, at SD 10/05/14

Game without Allowing an Offensive Touchdown (Team)

JETS: 16-11 at TEN 12/14/14
OPP: 38-3, at BUF (Detroit, MI) 11/24/14

Under 200 Total Yards Allowed (Team)

JETS: 158 vs. OAK 09/07/14
OPP: 151, at SD 10/05/14

Under 100 Net Passing Yards Allowed (Team)

JETS: 56 vs. ARZ 12/02/12
OPP: 49, vs. MIA 12/01/14

Completion Percentage under 50.0% (Team)

JETS: 47.1% (T. Yates: 16/34) at HST 11/22/15
OPP: 48.7% (R. Fitzpatrick: 19/39) at HST 11/22/15

Passer Rating under 50 (Team)

JETS: 42.1 (R. Tannehill) at MIA 12/29/13
OPP: 42.7 (M. Cassel & K. Moore), at DAL 12/19/15

Under 50 Rushing Yards Allowed (Team)

JETS: 24 (13 att.) vs. TEN 12/13/15
OPP: 29 (28 att.), vs. JAX 11/08/15

Five+ Takeaways (Team)

JETS: 5 (3 INTs, 2 FRs) at IND 09/21/15
OPP: 6 (4 INTs, 2 FRs), vs. BUF 10/26/14

Four+ Takeaways (Team)

JETS: 4 (4 INTs) at DAL 12/19/15
OPP: 4 (2 INTs, 2 FR), vs. BUF 11/12/15

Safety (Individual)

JETS: Sheldon Richardson Sack (T. Bridgewater) at MIN 12/07/14
OPP: Geno Smith Intentional Grounding, at TEN 12/14/14

Six+ Sacks (Team)

JETS: 6 vs. JAX 11/08/15
OPP: 7, at BUF (Detroit, MI) 11/24/14

Three+ Sacks (Individual)

JETS: Muhammad Wilkerson (3.0) vs. TEN 12/13/15
OPP: Olivier Vernon (3.0), vs. MIA 12/01/13

Two+ Sacks (Individual)

JETS: Muhammad Wilkerson (3.0) vs. TEN 12/13/15
OPP: J.J. Watt (2.0) at HST 11/22/15

Three+ Interceptions (Team)

JETS: 4 at DAL 12/19/15
OPP: 3, vs. PHI 09/27/15

Two+ Interceptions (Individual)

JETS: Marcus Williams (2) vs. JAX 11/08/15
OPP: Corey Graham (2), at BLT 11/24/13

Interception Returned for a Touchdown (Individual)

JETS: Antonio Allen (T. Brady), 23 yds vs. NE 10/20/13
OPP: Gerald Hodges (G. Smith), 27 yds, at MIN 12/07/14

Three+ Fumble Recoveries (Team)

JETS: 4 vs. CLV 09/13/15
OPP: 4, vs. NE 11/22/12

Two+ Forced Fumbles (Individual)

JETS: LaRon Landry (2) at SL 11/18/12
OPP: Kyle Fuller (2), vs. CHI 11/22/14

Two+ Fumble Recoveries (Individual)

JETS: Darrelle Revis (2) at IND 09/21/15
OPP: Bashaud Breeland (2), vs. WAS 10/18/15

Fumble Recovery Returned for a Touchdown (Individual)

JETS: Muhammad Wilkerson (21 yds) at SEA 11/11/12
OPP: Duke Williams (19 yds), vs. BUF 11/12/15

SPECIAL TEAMS

Blocked Punt (Individual)

JETS: Antonio Allen (M. King) vs. OAK 12/01/13
OPP: Jeron Johnson (R. Quigley), vs. WAS 10/18/15

Blocked Punt Returned for a Touchdown (Individual)

JETS: Antonio Allen (0t yds; M. King) vs. OAK 12/08/13
OPP: Rashad Ross (0t yds; R. Quigley), vs. WAS 10/18/15

Blocked Field Goal (Individual)

JETS: Muhammad Wilkerson (46 yds; R. Bironas) at TEN 12/17/12
OPP: Vince Wilfork (52 yds; N. Folk) vs. NE 12/21/14

Blocked Field Goal Returned for a Touchdown (Individual)

JETS: Ray Mickens (72t yds; C. Ford) vs. OAK 09/21/97
OPP: Mike Haynes (65t yds; P. Leahy), vs. NE 10/05/80

Missed Field Goal Returned for a Touchdown (Individual)

JETS: Aaron Glenn (104t yds) at IND 11/15/98
(Vanderjagt 63-yard FG attempt)
OPP: Never

Blocked Extra Point (Individual)

JETS: Bryan Thomas (A. Vinatieri) at IND 12/27/09
OPP: Antwan Odom (M. Nugent), at TEN 12/23/07

Missed Extra Point (Individual)

JETS: Randy Bullock at DAL 12/19/15
OPP: Dan Carpenter, vs. BUF 10/26/14

Kickoff Return for a Touchdown (Individual)

JETS: Joe McKnight (100t yds) vs. HST 10/08/12
OPP: Devin McCourty (104t yds), at NE 10/21/12

Kickoff Return of 40+ Yards

JETS: Antonio Cromartie (54 yds) vs. JAX 11/08/15

OPP: Dwayne Harris (43 yds), at NYG 12/06/15

Punt Return for a Touchdown (Individual)

JETS: Jeremy Kerley (68t yds) vs. BUF 09/09/12

OPP: Dwayne Harris (80t yds), at NYG 12/06/15

Punt Return of 20+ Yards (Individual)

JETS: Jeremy Kerley (58 yds) vs. MIA 11/29/15

OPP: Dwayne Harris (80t yds), at NYG 12/06/15

Game Winning Field Goal (Last 2:00 of 4Q or OT)

JETS: R. Bullock (40 yds; 0:36) at DAL 12/19/15

OPP: Caleb Strugis (26 yds; 1:57 in 4Q), vs. MIA 12/01/14

Five+ Field Goals Attempted

JETS: Nick Folk (5/5) at MIN 12/07/14

OPP: Shaun Suisham (5/5), at WAS 11/04/07

Four+ Field Goals Made

JETS: Nick Folk (5/5) at MIN 12/07/14

OPP: Justin Tucker (4/4), at BLT 11/24/13

Successful Onsides Kick

JETS: Nick Folk (B. Marshall recovered) at NE 10/25/15

OPP: Andrew Franks (J. Landry recovered), vs. MIA 11/29/15

Failed Onsides Kick

JETS: Nick Folk (S. Ajirotutu recovered) vs. PHI 09/27/15

OPP: Andrew Franks (Kick out of bounds), vs. MIA 11/29/15



NFL DRAFT (20)

YEAR	PLAYER	ROUND
2006	D'Brickashaw Ferguson	(1a)
	Nick Mangold	(1b)
2007	David Harris	(2)
2011	Muhammad Wilkerson	(1)
	Bilal Powell	(4)
	Jeremy Kerley	(5)
2012	Demario Davis	(3)
2013	Dee Milliner	(1a)
	Sheldon Richardson	(1b)
	Geno Smith	(2)
	Brian Winters	(3)
	Tommy Bohanon	(7)
2014	Calvin Pryor	(1)
	Dexter McDougle	(3)
	Dakota Dozier	(4c)
	Quincy Enunwa	(6b)
	Trevor Reilly	(7)
2015	Leonard Williams	(1)
	Lorenzo Mauldin	(3)
	Bryce Petty	(4)

UNDRAFTED FREE AGENTS (5)

YEAR	PLAYER
2010	Jeff Cumberland
2012	Damon Harrison
2013	Rontez Miles
2014	Brent Qvale
2015	Taiwan Jones

TRADES/WAIVERS (7)

YEAR	PLAYER	PREVIOUS TEAM
2013	Ben Ijalana	(W-IND)
	Chris Ivory	(T-NO)
2014	Wesley Johnson	(W-PIT)
2015	Dion Bailey	(W-SEA)
	Ryan Fitzpatrick	(T-HST)
	Brandon Marshall	(T-CHI)
	Ronald Martin	(W-SEA)

FREE AGENTS (21)

YEAR	PLAYER	HOW ACQUIRED
2008	Calvin Pace	(UFA-ARZ)
2010	Tanner Purdum	(Reserve/Future)
2012	Darrin Walls	(FA)
2013	Leger Douzable	(FA)
	Ryan Quigley	(FA)
2014	Eric Decker	(UFA-DEN)
	Breno Giacomini	(UFA-SEA)
	Marcus Williams	(FA)
2015	Stephen Bowen	(FA)
	Randy Bullock	(FA)
	James Carpenter	(UFA-SEA)
	Antonio Cromartie	(UFA-ARZ)
	Kellen Davis	(UFA-DET)
	Marcus Gilchrist	(UFA-SD)
	Erin Henderson	(FA)
	Jamari Lattimore	(UFA-GB)
	Josh Martin	(FA)
	Darrelle Revis	(UFA-NE)
	Stevan Ridley	(UFA-NE)
	Buster Skrine	(UFA-CLV)
	Kenbrell Thompson	(FA)

INJURED RESERVE (10)

PLAYER	HOW ACQUIRED	YEAR
Antonio Allen	D7a	2012
Jace Amaro	D2	2014
Mike Catapano	FA	2015
Willie Colon	FA	2013
Nick Folk	FA	2010
Jaiquawn Jarrett	Reserve/Future	2012
Chris Owusu	FA	2014
Devin Smith	D2	2015
Zach Sudfeld	W-NE	2013
Zac Stacy	T-SL	2015

UFA=Unrestricted Free Agent

RFA=Restricted Free Agent

FA=Free Agent

T=Trade

W=Waivers

D=Draft

ROSTER COMPARISON

Here's how the Jets 2015 Opening Regular Season Roster compares to the 2014 Opening Regular Season Roster:

	2014	2015
Rookies and first-year players	10	9
Players with three-years-or-less of NFL experience	26	20
Players aged-30-or-older	9	12
Players drafted by the Jets	26	22
Average age of roster	25.9	26.6
Average years of NFL experience of roster	4.2	5.7

ROSTER NOTABLES

No. of First-Round Draft Picks (Drafted By): 11

James Carpenter (SEA), Antonio Cromartie (SD), D'Brickashaw Ferguson (NYJ), Nick Mangold (NYJ), Dee Milliner (NYJ), Calvin Pace (ARZ), Calvin Pryor (NYJ), Darrelle Revis (NYJ), Sheldon Richardson (NYJ), Muhammad Wilkerson (NYJ), Leonard Williams (NYJ)

No. of Undrafted Players (Original Team): 18

Dion Bailey (SEA), Stephen Bowen (DAL), Jeff Cumberland (NYJ), Leger Douzable (MIN), Damon Harrison (NYJ), Erin Henderson (MIN), Chris Ivory (NO), Taiwan Jones (NYJ), Jamari Lattimore (GB), Josh Martin (KC), Ronald Martin (SEA), Rontez Miles (NYJ), Tanner Purdum (KC), Ryan Quigley (CHI), Brent Qvale (NYJ), Kenbrell Thompkins (NE), Darrin Walls (ATL), Marcus Williams (HST)

No. of Players from Non-FBS Schools (School): 8

Stephen Bowen (Hofstra), Dakota Dozier (Furman), Damon Harrison (William Penn), Chris Ivory (Tiffin), Rontez Miles (California (PA)), Tanner Purdum (Baker), Buster Skrine (Tennessee-Chattanooga), Marcus Williams (North Dakota State)

ROSTER SUPERLATIVES

Longest Tenured Jet.....	10	D'Brickashaw Ferguson, Nick Mangold
Youngest Player	21	Leonard Williams
Oldest Player	34	Calvin Pace
Most Experience.....	13	Calvin Pace
Tallest Player.....	6-7	Kellen Davis, Breno Giacomini, Brent Qvale
Shortest Player	5-9	Jeremy Kerley, Buster Skrine
Furthest Away From Home (in miles)	2,805	Trevor Reilly

NOTABLE NUMBERS

States represented on roster.....	22	
State with most players on roster.....	10	Florida
School with most players on roster	4	Louisville
Players from New York on the roster.....	2	Stephen Bowen, D'Brickashaw Ferguson
Players from New Jersey on the roster	2	Ben Ijalana, Muhammad Wilkerson
Coaches who played in the NFL.....	8	Todd Bowles, Mike Caldwell, Karl Dorrell, Ron Heller, Jimmie Johnson, Pepper Johnson, Daylon McCutcheon, Marcel Shipp
BCS National Champions on the roster	1	Nick Mangold

JANUARY 2015

13	Mike Maccagnan	Named General Manager
14	Todd Bowles	Named Head Coach
20	Chan Gailey	Named Offensive Coordinator
23	Bobby April	Named Special Teams Coordinator
	Robby Brown	Named Quality Control - Offense
	Mike Caldwell	Named Asst. HC / Inside LBs Coach
	Mark Collins	Named Outside LBs Coach
	Joe Danna	Names Defensive Backs Coach
23	Karl Dorrell	Named Wide Receivers Coach
	Kavan Latham	Named Asst. S&C Coach
	Kacy Rodgers	Named Defensive Coordinator
T	Sean Hooey	Signed, Reserve/Future
24	Pepper Johnson	Named Defensive Line Coach
27	Brian Heimerdinger	Named Dir. of Player Personnel
	Steve Marshall	Named Offensive Line Coach
	Kevin Patullo	Named Quarterbacks Coach
	Marcel Shipp	Named Running Backs Coach
29	Rex Hogan	Named Sr. Dir. of College Scouting
	Jimmie Johnson	Named Tight Ends Coach
	Daylon McCutcheon	Named Asst. Def. Backs Coach
	Ryan Slowik	Named Asst. Def. Line Coach

FEBRUARY 2015

3	Steve Hagen	Retained as Asst. Sp. Teams Coach
	Ron Heller	Retained as Asst. Off. Line Coach
10	CB Curtis Brown	Signed, Free Agent
	WR Percy Harvin	Released
11	John Scott, Jr.	Named Quality Control - Defense

MARCH 2015

4	DE Ronald Talley	Signed, Free Agent
10	WR Brandon Marshall	Acquired in Trade (CHI)
11	QB Ryan Fitzpatrick	Acquired in Trade (HST)
14	G James Carpenter	Signed, Unrestricted Free Agent
	G Willie Colon	Re-Signed, Unrestricted Free Agent
	RB Bilal Powell	Re-Signed, Unrestricted Free Agent
	LS Tanner Purdum	Re-Signed, Unrestricted Free Agent
	CB Darrelle Revis	Signed, Unrestricted Free Agent
	CB Buster Skrine	Signed, Unrestricted Free Agent
18	CB Antonio Cromartie	Signed, Unrestricted Free Agent
	S Marcus Gilchrist	Signed, Unrestricted Free Agent
19	OL James Brewer	Signed, Unrestricted Free Agent
'24	DE Stephen Bowen	Signed, Free Agent
	T Corey Hilliard	Signed, Unrestricted Free Agent
	DL Kevin Vickerson	Signed, Unrestricted Free Agent
25	TE Kellen Davis	Signed, Unrestricted Free Agent

APRIL 2015

2	T Ben Ijalana	Re-Signed, Unrestricted Free Agent
8	DE Leger Douzable	Re-Signed, Unrestricted Free Agent
	LB Erin Henderson	Signed, Free Agent
10	LB Jamari Lattimore	Signed, Unrestricted Free Agent
13	LB Joe Mays	Signed, Free Agent
	RB Stevan Ridley	Signed, Unrestricted Free Agent
24	S Jaiquawn Jarrett	Re-Signed, Restricted Free Agent
29	DT Damon Harrison	Re-Signed, Restricted Free Agent

30 DL Leonard Williams Selected in the NFL Draft (1st)

MAY 2015

1	WR Devin Smith	Selected in the NFL Draft (2nd)
	LB Lorenzo Mauldin	Selected in the NFL Draft (3rd)
	WR DeVier Posey	Acquired in Trade (HST)
2	OL Jarvis Harrison	Selected in the NFL Draft (5th)
	QB Bryce Petty	Selected in the NFL Draft (4th)
	DT Deon Simon	Selected in the NFL Draft (7th)
	RB Zac Stacy	Acquired in Trade (SL)
8	LB Deion Barnes	Signed, Undrafted Free Agent
	S Durell Eskridge	Signed, Undrafted Free Agent
	T Corey Hilliard	Retired
	LB Julian Howsare	Signed, Undrafted Free Agent
	LB Taiwan Jones	Signed, Undrafted Free Agent
	TE Chris Pantale	Waived
	S Demarkus Perkins	Signed, Undrafted Free Agent
	TE Wes Saxton	Signed, Undrafted Free Agent
	DL Davon Walls	Signed, Undrafted Free Agent
	DE Jordan Williams	Signed, Undrafted Free Agent
	LB Chris Young	Waived
	LB Mario Harvey	Released
11	FB J.C. Copeland	Signed, Free Agent
	CB Greg Henderson	Signed, Undrafted Free Agent
	S Demarkus Perkins	Waived
12	QB Jake Heaps	Signed, Undrafted Free Agent
	CB Greg Henderson	Waived
28	QB Matt Simms	Waived

JUNE 2015

1	WR Jonathon Rumph	Signed, Undrafted Free Agent
11	T Sean Hooey	Waived
12	T Charles Brown	Signed, Free Agent
16	TE Steve Maneri	Signed, Free Agent
17	TE Zach Sudfeld	Placed on IR

JULY 2015

2	DL Sheldon Richardson	Suspended
28	K Andrew Furney	Waived
	WR Austin Hill	Signed, Undrafted Free Agent

AUGUST 2015

1	FB J.C. Copeland	Waived
2	WR Jarrod West	Signed, Undrafted Free Agent
4	WR Jarrod West	Waived
	WR Arthur Williams	Signed, Undrafted Free Agent
7	CB Keon Lyn	Signed, Free Agent
8	S Antonio Allen	Placed on IR
11	LB Ikemefuna Enemkpali	Waived
	CB Javier Arenas	Signed, Free Agent
17	WR Arthur Williams	Waived
18	TE Arthur Lynch	Claimed (MIA)
	P Jacob Schum	Waived
19	QB Matt Flynn	Signed, Free Agent
24	TE Matt LaCrosse	Signed, Free Agent
25	TE Steve Maneri	Released
	LB Bryan Johnson	Signed, Free Agent
26	DL Davon Walls	Placed on IR
27	QB Jake Heaps	Waived
	QB Josh Johnson	Signed, Free Agent

AUGUST 2015 (CONTINUED)

30	CB	Javier Arenas	Released
	RT	James Brewer	Released
	CB	Curtis Brown	Released
	C	Dalton Freeman	Waived
	WR	T.J. Graham	Released
	WR	Saalim Hakim	Waived
	WR	Austin Hill	Waived
	LB	Bryan Johnson	Waived
	TE	Matt LaCosse	Waived
	CB	Keith Lewis	Waived
	WR	DeVier Posey	Released
	WR	Jonathon Rumph	Waived

SEPTEMBER 2015

1	TE	Jace Amaro	Placed on IR
	DE	Kevin Vickerson	Placed on IR
2	CB	Dashaun Phillips	Placed on IR
5	WR	Shaquelle Evans	Waived
	WR	Chris Owusu	Waived
	WR	Walter Powell	Waived
	TE	Arthur Lynch	Waived
	TE	Wes Saxton	Waived
	RB	Daryl Richardson	Waived
	FB	Julian Howsare	Waived
	QB	Matt Flynn	Released
	QB	Josh Johnson	Released
	T	Charles Brown	Released
	OL	Wesley Johnson	Waived
	DE	Ronald Talley	Waived
	DE	Jordan Williams	Waived
	LB	Jason Babin	Released
	LB	Deion Barnes	Waived
	LB	Taiwan Jones	Waived
	LB	Joe Mays	Released
	CB	Keon Lyn	Waived
	S	Durell Eskridge	Waived
	CB	Dashaun Phillips	Waived from IR
	DE	Sheldon Richardson	Suspended by Commissioner
6	WR	Walter Powell	Signed, Practice Squad
	TE	Wes Saxton	Signed, Practice Squad
	FB	Julian Howsare	Signed, Practice Squad
	OL	Wesley Johnson	Signed, Practice Squad
	DE	Jordan Williams	Signed, Practice Squad
	LB	Deion Barnes	Signed, Practice Squad
	LB	Taiwan Jones	Signed, Practice Squad
	CB	Keon Lyn	Signed, Practice Squad
	WR	Chris Owusu	Signed, Free Agent
	S	Rontez Miles	Waived
	S	Ronald Martin	Claimed (SEA)
7	S	Rontez Miles	Signed, Practice Squad
8	DE	Mike Catapano	Signed, Practice Squad
15	LG	Oday Aboushi	Waived
16	DL	Kevin Vickerson	Released from IR
22	DE	Jordan Williams	Released from Practice Squad
	WR	Titus Davis	Signed, Practice Squad
28	S	Dion Bailey	Claimed (SEA)
	S	Ronald Martin	Waived
30	CB	Keon Lyn	Waived

NT	Deon Simon	Waived
S	Ronald Martin	Signed, Practice Squad

OCTOBER 2015

1	TE	Wes Saxton	Signed, Active Roster
	NT	Deon Simon	Signed, Practice Squad
5	DT	Sheldon Richardson	Reinstated from Suspension
	WR	Walter Powell	Waived
	WR	Kenbrell Thompkins	Signed, Practice Squad
12	TE	Wes Saxton	Waived
14	WR	Titus Davis	Waived from Practice Squad
	TE	Wes Saxton	Signed, Practice Squad
19	WR	Quincy Enunwa	Suspended by Commissioner
20	WR	Kenbrell Thompkins	Signed, Active Roster
	CB	Jeremy Harris	Signed, Practice Squad
24	S	Jaiquawn Jarrett	Waived/Injured
	P	Steve Weatherford	Signed, Free Agent
26	S	Jaiquawn Jarrett	Placed on IR
28	LG	Wesley Johnson	Signed, Active Roster
	LB	Quanterus Smith	Signed, Practice Squad
30	WR	Chris Owusu	Waived/Injured
	RB	Stevan Ridley	Activated from PUP

NOVEMBER 2015

2	WR	Chris Owusu	Placed on IR
4	FB	Julian Howsare	Waived
	WR	Shane Wynn	Signed, Practice Squad
7	RG	Jarvis Harrison	Waived
	S	Rontez Miles	Signed, Active Roster
9	RG	Jarvis Harrison	Signed, Practice Squad
10	K	Nick Folk	Placed on IR
	K	Randy Bullock	Signed, Free Agent
11	CB	Dee Milliner	Activated from IR
	G	Willie Colon	Placed on IR
12	S	Ronald Martin	Signed, Active Roster
	DT	T.J. Barnes	Waived
13	OL	Lawrence Okoye	Signed, Practice Squad
	DT	T.J. Barnes	Signed, Practice Squad
	CB	Jeremy Harris	Released from Practice Squad
16	WR	Titus Davis	Signed, Practice Squad
	WR	Shane Wynn	Released from Practice Squad
19	LB	Quanterus Smith	Released from Practice Squad
	CB	Kevin Short	Signed, Practice Squad
22	S	Ronald Martin	Waived
	RB	Zac Stacy	Placed on IR
	DE	Mike Catapano	Signed, Active Roster
	WR	Quincy Enunwa	Reinstated from Suspension
23	LB	Quinton Coples	Waived
	S	Ronald Martin	Signed, Practice Squad
24	LB	Josh Martin	Signed, Active Roster
26	WR	Titus Davis	Waived
	FB	Julian Howsare	Signed, Practice Squad

DECEMBER 2015

1	LB	Julian Stanford	Signed, Practice Squad
8	DE	Mike Catapano	Placed on IR
	S	Ronald Martin	Signed, Active Roster
	TE	Brandon Bostick	Signed, Practice Squad
18	WR	Devin Smith	Placed on IR
	LB	Taiwan Jones	Signed, Active Roster



ROSTER BY POSITION

NO.	NAME	HT	WT	COLLEGE	NOTE
DEFENSIVE BACKS (12)					
34	Bailey, Dion	6-0	211	USC	Earned his first start as a Jet vs. JAX (11/8) and produced his first career half-sack. Inactive the last six games.
31	Cromartie, Antonio	6-2	210	Florida State	The four-time Pro Bowler leads the team in passes defended (16) and averages 25.7 yards on kickoff returns.
21	Gilchrist, Marcus	5-10	198	Clemson	Leads Jets secondary with 81 tackles (59 solo). Recorded single-season best third interception of the season at DAL (12/19).
42	Martin, Ronald	6-2	220	LSU	Made his NFL debut vs. CLV (9/13) after being claimed from SEA. Spent time on Jets practice squad before returning to the active roster (12/8).
23	McDougale, Dexter	5-10	195	Maryland	Saw action on defense vs. MIA (11/29) after an injury to CB Marcus Williams.
45	Miles, Rontez	6-0	203	California (PA)	Recorded first career interception at the Jets 3-yard line to halt 11:21 drive by NYG (12/6) in the fourth quarter. Recorded 17 tackles on the season.
27	Milliner, Dee	6-0	201	Alabama	The 2013 first-round pick returned from IR vs. BUF (11/12) seeing action on special teams.
25	Pryor, Calvin	5-11	207	Louisville	Forced his third turnover of the season after picking off Kellen Moore in the endzone of the third quarter at DAL (12/19).
24	Revis, Darrelle	5-11	198	Pittsburgh	Tied with CB Marcus Williams for the team lead in takeaways (4 INT, 3 FR), after coming down with an interception in the first quarter vs. DAL (12/19).
41	Skrine, Buster	5-9	185	Tenn.-Chat.	Recorded his first interception as a Jet (6th of his career) when he jumped in front of a screen pass from Marcus Mariota vs. TEN (12/13).
26	Walls, Darrin	6-0	190	Notre Dame	Has seen extended playing time on defense vs. MIA (11/29) at NYG (12/6) due to injuries, posting 4 tackles in that span.
20	Williams, Marcus	5-11	196	No. Dakota St.	Recorded team-leading 6th INT of the season at DAL (12/29) late in the fourth quarter to end the Cowboy's last drive and clinch the Jets a 19-16 win.
DEFENSIVE LINEMEN (6)					
72	Bowen, Stephen	6-5	300	Hofstra	A 10-year vet who joined the Jets this offseason. Earned his first start of the season at NYG (12/6).
78	Douzable, Leger	6-4	284	Central Florida	Played in every game this season (two starts) posting 22 tackles (13 solo), 2 TFL and 6 QHs.
94	Harrison, Damon	6-4	350	William Penn	Leads defensive line with 81 tackles (50 solo) and recorded 8 TFL and 11 QBHs on the season.
91	Richardson, Sheldon	6-3	294	Missouri	Second on the team in sacks (4.0) despite having missed the first four games of the season.
96	Wilkerson, Muhammad	6-4	315	Temple	Recorded 3.0 sacks vs. TEN (12/13), a new single-game career high, to increase his season total to 12.0, a new single-season best.
92	Williams, Leonard	6-5	302	USC	2015 Jets first-round pick, has recorded 2.5 sacks over his last three games.
LINEBACKERS (9)					
56	Davis, Demario	6-2	239	Arkansas State	Second on the team with 104 tackles, his third straight season with 100+. Recorded his second sack of the season vs. TEN (12/13).
52	Harris, David	6-2	250	Michigan	Leads team with 105 total tackles (73 solo), while also recording 6 TFL, 2.5 sacks and 2 FF.
58	Henderson, Erin	6-3	244	Maryland	Leads team in special teams tackles (12) and recorded 23 tackles on defense.
49	Jones, Taiwan	6-3	252	Michigan State	Promoted to active roster prior to game at DAL (12/22).
54	Lattimore, Jamari	6-2	229	Mid. Tenn. St.	Recorded his first tackles (4) on defense this season. Ranks third on team with 10 special teams tackles.
95	Martin, Josh	6-3	245	Columbia	Signed from IND practice squad prior to Week 12 vs. MIA (11/29). Inactive in four games a Jet.
55	Mauldin, Lorenzo	6-4	259	Louisville	Registered 3.0 sacks in November, with his 2.0 vs. JAX (11/8) coming on third down.
97	Pace, Calvin	6-4	265	Wake Forest	Fourth-consecutive season with at least 3.0 sack, recorded one for a 19-yard loss at DAL (12/19).
57	Reilly, Trevor	6-5	245	Utah	Ranks second on the team with 11 special teams tackles and has one forced fumble on special teams.
OFFENSIVE LINE (9)					
77	Carpenter, James	6-5	321	Alabama	Signed as a UFA this offseason after appearing in consecutive Super Bowls with SEA.
70	Dozier, Dakota	6-4	313	Furman	Entered the game vs. CLV (9/13) for one play at center for Nick Mangold, as the Jets scored a one-yard touchdown, the first action on offense in his career.
60	Ferguson, D'Brickashaw	6-6	310	Virginia	158 consecutive games started are the most of any current NFL player other than NYG QB Eli Manning.
68	Giacomini, Breno	6-7	318	Louisville	Part of an offensive line that ranks second in the league for fewest sacks allowed.
71	Ijalana, Ben	6-4	322	Villanova	Reserve offensive lineman who has been inactive for each game this season.
76	Johnson, Wesley	6-5	297	Vanderbilt	Made first start of his career after filling in for the injured Nick Mangold at OAK (11/1). Replaced Mangold vs. JAX (11/8) and at HST (11/22).
74	Mangold, Nick	6-4	307	Ohio State	Blocks for an offense that ranks third in the AFC in rush yards per game (114.5).
79	Qvale, Brent	6-7	315	Nebraska	Made the first start of his career as an extra offensive lineman vs. JAX (11/8).
67	Winters, Brian	6-4	320	Kent State	Started 7 of the last 8 games for RG Willie Colon who was placed on IR prior to the game vs. BUF (11/12).
QUARTERBACKS (3)					
14	Fitzpatrick, Ryan	6-2	223	Harvard	Averaging 307.3 passing yards per game with a 105.7 passer rating during Jets four-game win streak (10 TD, 1 INT).
9	Petty, Bryce	6-3	230	Baylor	Drafted by the Jets in the fourth round (103rd overall) in the 2015 NFL Draft.
7	Smith, Geno	6-3	221	West Virginia	Entered the game in the first quarter for an injured Ryan Fitzpatrick at OAK (11/1). Finished the game 27-of-42 for 265 yards, 2 TDs and 1 INT.
RUNNING BACKS (4)					
40	Bohanon, Tommy	6-1	247	Wake Forest	Helped block for Chris Ivory as he registered his third 100-yard rushing game of the season vs. TEN (12/13).
40	Bohanon, Tommy	6-1	247	Wake Forest	Helped block for Chris Ivory as he registered his third 100-yard rushing game of the season vs. TEN (12/13).
33	Ivory, Chris	6-0	222	Tiffin	Second in AFC in rushing (951 yards) establishing a single-season career high after he totaled 101 yards on the ground vs. TEN (12/13).
29	Powell, Bilal	5-10	204	Louisville	Scored touchdowns in three consecutive weeks after finding the endzone on a 12-yard run in the first quarter vs. DAL (12/19).
22	Ridley, Stevan	5-11	220	LSU	Made Jets debut vs. BUF (11/12).
TIGHT ENDS (2)					
85	Cumberland, Jeff	6-4	260	Illinois	His 44-yard reception, 2nd longest of his career, set up a Jets TD and a 21-13 lead vs. JAX (11/8).
47	Davis, Kellen	6-7	265	Michigan State	Caught his first reception and touchdown as a Jet on a one-yard pass from QB Geno Smith (11/1) at OAK.
WIDE RECEIVERS (5)					
87	Decker, Eric	6-3	214	Minnesota	Caught his 10th TD of the season, a 3-yard reception at DAL (12/19). Nine of his 10 TD catches this season have come in the red zone.
81	Enunwa, Quincy	6-2	225	Nebraska	Returned from suspension at HST (11/22), recording 11 catches for 147, including a key third down reception on the go-ahead TD drive at DAL (12/19).
11	Kerley, Jeremy	5-9	188	TCU	Ranks first in the league in punt returns (43) and second in punt return yards (382). Registered a 58-yard return vs. MIA (11/29), the second longest of his career.
15	Marshall, Brandon	6-4	230	Central Florida	Is 174 yards and 3 touchdowns away from tying the Jets single-season record for yards (1,434) and TDs (14) set by Don Maynard and Maynard/Art Powell respectively.
10	Thompkins, Kenbrell	6-0	195	Cincinnati	Caught a 43-yard pass late in the fourth quarter at DAL (12/19) to set the Jets up for an eventual game-winning field goal.
SPECIALISTS (3)					
8	Bullock, Randy	5-9	206	Texas A&M	Hit go-ahead field goals that would each turn out to be the game winner in two of his last three games at NYG (12/6) and at DAL (12/19).
46	Purdum, Tanner	6-3	270	Baker	Served as the Jets long snapper for every game since 2010.
4	Quigley, Ryan	6-3	188	Boston College	Served as both punter and kicker after an injury to Nick Folk and made all four XP attempts vs. JAX (11/8).

Player	Totals	Tackles	Assists	TFL	Sacks	Yards	QH	INT	Yards	PD	FF	FR	Yards
David Harris	105	73	32	6	2.5	20.5	6	-	-	3	2	-	-
Demario Davis	104	66	38	6	2.0	14.0	11	-	-	5	-	1	0
Marcus Gilchrist	81	59	22	-	-	-	1	3	31	7	-	-	-
Damon Harrison	81	50	31	8	0.5	2.5	11	-	-	-	-	-	-
Muhammad Wilkerson	65	48	17	9	12.0	98.5	29	-	-	5	2	-	-
Calvin Pryor	61	50	11	4	-	-	1	2	47	6	1	-	-
Leonard Williams	61	30	31	5	3.0	16.0	28	-	-	-	-	-	-
Buster Skrine	60	51	9	4	-	-	3	1	-2	7	-	-	-
Calvin Pace	34	25	9	6	3.0	41.0	9	-	-	3	1	1	0
Sheldon Richardson	34	20	14	2	4.0	23.5	14	-	-	2	2	-	-
Antonio Cromartie	30	29	1	2	-	-	-	-	-	16	-	1	0
Darrelle Revis	29	26	3	-	-	-	-	4	30	10	-	3	18
Erin Henderson	23	16	7	1	-	-	1	-	-	2	-	-	-
Leger Douzable	22	13	9	2	-	-	6	-	-	-	-	-	-
Dion Bailey	18	14	4	-	0.5	2.5	-	-	-	2	-	-	-
Marcus Williams	18	16	2	-	1.5	11.5	-	6	45	4	1	1	0
Rontez Miles	17	11	6	3	-	-	-	1	11	1	-	-	-
Quinton Coples	12	9	3	2	-	-	3	-	-	-	-	1	0
Stephen Bowen	7	3	4	1	-	-	2	-	-	-	-	-	-
Lorenzo Mauldin	7	5	2	2	3.0	20.0	15	-	-	-	1	1	0
T.J. Barnes	6	3	3	-	-	-	1	-	-	-	-	-	-
Jamari Lattimore	4	2	2	-	-	-	-	-	-	-	-	-	-
Darrin Walls	4	2	2	-	-	-	-	-	-	2	-	-	-
Jaiquawn Jarrett	3	0	3	-	-	-	-	-	-	-	-	-	-
Trevor Reilly	2	2	0	1	1.0	7.0	2	-	-	-	1	-	-
Mike Catapano	1	1	0	-	1.0	3.0	4	-	-	-	-	-	-
Dexter McDougle	1	1	0	-	-	-	-	-	-	1	-	-	-
Totals	890	625	265	64	34.0	260.0	147	17	162	76	11	9	18

Team Sacks: 1

SPECIAL TEAMS STATISTICS

Player	Totals	Tackles	Assists
Erin Henderson	12	11	1
Trevor Reilly	11	9	2
Jamari Lattimore	10	6	4
Rontez Miles	9	6	3
Marcus Williams	6	4	2
Tommy Bohanon	4	1	3
Darrin Walls	4	4	0
Quincy Enunwa	3	3	0
Dexter McDougle	3	3	0
Devin Smith	3	2	1
Darrin Walls	3	3	0
Kellen Davis	2	2	0
Buster Skrine	2	2	0
Mike Catapano	1	1	0
Jeff Cumberland	1	1	0
Ronald Martin	1	1	0
Lorenzo Mauldin	1	1	0
Dee Milliner	1	0	1
Bilal Powell	1	0	1
Tanner Purdam	1	1	0
Zac Stacy	1	1	0
Kenbrell Thompkins	1	0	1
Totals	83	65	18

*Press Box Stats used for Special Teams Stats

SPECIAL TEAMS BIG PLAYS

Touchdowns:	0
Blocked Punts:	0
Blocked Punt Returns:	0
Blocked Field Goals:	0
Blocked FG Returns:	0
Blocked Extra Point:	0
Forced Fumbles:	2
Fumble Recoveries:	1

Key: TFL = Tackles for Loss, QH = Quarterback Hurries; INT = Interception; FF = Forced Fumbles, FR = Fumble Recovery, PD = Pass Defensed; *Italics* = Player No Longer With Team, * = Injured Reserve

2015 OFFENSIVE STATS

Won 9, Lost 5

9/13/2015	W	31- 10	Cleveland Browns
9/21/2015	W	20- 7	at Indianapolis Colts
9/27/2015	L	17- 24	Philadelphia Eagles
10/4/2015	W	27- 14	at Miami Dolphins
10/18/2015	W	34- 20	Washington Redskins
10/25/2015	L	23- 30	at New England Patriots
11/1/2015	L	20- 34	at Oakland Raiders
11/8/2015	W	28- 23	Jacksonville Jaguars
11/12/2015	L	17- 22	Buffalo Bills
11/22/2015	L	17- 24	at Houston Texans
11/29/2015	W	38- 20	Miami Dolphins
12/6/2015	W	23- 20	at New York Giants
12/13/2015	W	30- 8	Tennessee Titans
12/19/2015	W	19- 16	at Dallas Cowboys

	New York Jets	Opponent
Total First Downs	290	237
Rushing	89	55
Passing	183	162
Penalty	18	20
3rd Down: Made/Att	85/205	67/202
3rd Down Pct.	41.5%	33.2%
4th Down: Made/Att	6/14	8/18
4th Down Pct.	42.9%	44.4%
Possession Avg.	31:35	28:25
Total Net Yards	5197	4519
Avg. Per Game	371.2	322.8
Total Plays	950	885
Avg. Per Play	5.5	5.1
Net Yards Rushing	1603	1159
Avg. Per Game	114.5	82.8
Total Rushes	404	308
Net Yards Passing	3594	3360
Avg. Per Game	256.7	240.0
Sacked/Yards Lost	20/99	35/268
Gross Yards	3693	3628
Attempts/Completions	526/320	542/303
Completion Pct.	60.8%	55.9%
Had Intercepted	13	17
Punts/Average	71/42.9	77/46.9
Net Punting Avg.	36.0	41.3
Penalties/Yards	84/707	85/715
Fumbles/Ball Lost	14/7	20/11
Touchdowns	39	30
Rushing	11	2
Passing	28	24
Returns	0	4

Score By Periods	Q1	Q2	Q3	Q4	OT	Pts
Team	73	84	76	108	3	344
Opponents	26	124	58	64	0	272

Scoring	TD	Ru	Pa	Rt	PAT	FG	2Pt	Pts
B.Marshall	11	0	11	0	0/0	0/0	0	66
E.Decker	10	0	10	0	0/0	0/0	0	60
N.Folk	0	0	0	0	19/19	13/16	0	58
C.Ivory	8	7	1	0	0/0	0/0	0	48
R.Bullock	0	0	0	0	15/16	11/13	0	48
B.Powell	3	1	2	0	0/0	0/0	0	18
J.Kerley	2	0	2	0	0/0	0/0	0	12
R.Fitzpatrick	2	2	0	0	0/0	0/0	0	12
K.Davis	1	0	1	0	0/0	0/0	0	6
Z.Stacy	1	1	0	0	0/0	0/0	0	6
D.Smith	1	0	1	0	0/0	0/0	0	6
R.Quigley	0	0	0	0	4/4	0/0	0	4
Team	39	11	28	0	38/39	24/29	0	344
Opponents	30	2	24	4	27/29	21/24	1	272

2-Pt. Conversions: Team 0/ 0, Opponents: 1/ 1

Sacks: M.Wilkerson 12.0, S.Richardson 4.0, C.Pace 3.0, L.Mauldin 3.0, L.Williams 3.0, D.Harris 2.5, D.Davis 2.0, M.Williams 1.5, T.Reilly 1.0, M.Catapano 1.0, D.Bailey 0.5, D.Harrison 0.5 **Team: 34.0, Opponents: 20.0**

Passing	Att	Cmp	Yds	Cmp%	Yds/Att	TD	TD%	Int	Int%	Long	Sack	Lost	Rating
R.Fitzpatrick	484	293	3428	60.5%	7.1	26	5.4%	12	2.5%	69t	17/	80	89.6
G.Smith	42	27	265	64.3%	6.3	2	4.8%	1	2.4%	28	3/	19	87.9
Team	526	320	3693	60.8%	7.0	28	5.3%	13	2.5%	69t	20/	99	89.5
Opponents	542	303	3628	55.9%	6.7	24	4.4%	17	3.1%	72t	35/	268	78.3

Rushing	No.	Yds	Avg	Long	TD
C.Ivory	230	951	4.1	54	7
B.Powell	63	257	4.1	24	1
R.Fitzpatrick	56	245	4.4	19	2
Z.Stacy	31	89	2.9	18	1
G.Smith	2	34	17.0	29	0
S.Ridley	20	25	1.3	11	0
T.Bohanon	2	2	1.0	2	0
Team	404	1603	4.0	54	11
Opponents	308	1159	3.8	45	2

Receiving	No.	Yds	Avg	Long	TD
B.Marshall	93	1261	13.6	69t	11
E.Decker	72	930	12.9	35	10
B.Powell	42	354	8.4	25t	2
C.Ivory	26	213	8.2	36	1
Q.Enunwa	19	241	12.7	28	0
J.Kerley	16	152	9.5	25	2
K.Thompkins	13	138	10.6	43	0
D.Smith	9	115	12.8	22	1
Z.Stacy	9	65	7.2	16	0
C.Owusu	6	80	13.3	43	0
J.Cumberland	5	77	15.4	44	0
T.Bohanon	4	56	14.0	23	0
K.Davis	3	18	6.0	9	1
S.Ridley	2	-2	-1.0	3	0
W.Johnson	1	-5	-5.0	-5	0
Team	320	3693	11.5	69t	28
Opponents	303	3628	12.0	72t	24

Interceptions	No.	Yds	Avg	Long	TD
M.Williams	6	45	7.5	21	0
D.Revis	4	30	7.5	24	0
M.Gilchrist	3	31	10.3	31	0
C.Pryor	2	47	23.5	29	0
R.Miles	1	11	11.0	11	0
B.Skrine	1	9	9.0	9	0
Team	17	173	10.2	31	0
Opponents	13	99	7.6	38	0

Punting	No	Yds	Avg	Net	TB	In	Lg	B
R.Quigley	66	2887	43.7	36.3	3	25	68	1
S.Weatherford	4	161	40.3	30.8	0	0	50	0
Team	71	3048	42.9	36.0	3	25	68	1
Opponents	77	3614	46.9	41.3	2	24	63	0

Punt Returns	Ret	FC	Yds	Avg	Long	TD
J.Kerley	43	17	382	8.9	58	0
E.Decker	1	3	11	11.0	11	0
Team	44	20	393	8.9	58	0
Opponents	34	12	435	12.8	89t	2

Kickoff Returns	No.	Yds	Avg	Long	TD
A.Cromartie	13	334	25.7	54	0
Z.Stacy	10	204	20.4	31	0
J.Cumberland	3	44	14.7	17	0
C.Owusu	2	58	29.0	30	0
K.Davis	2	24	12.0	13	0
D.Smith	1	21	21.0	21	0
B.Powell	1	20	20.0	20	0
K.Thompkins	1	17	17.0	17	0
T.Reilly	1	0	0.0	0	0
Team	34	722	21.2	54	0
Opponents	45	1069	23.8	43	0

Field Goals	1-19	20-29	30-39	40-49	50+
N.Folk	0/0	2/2	6/6	3/6	2/2
R.Bullock	0/0	4/4	2/2	5/6	0/1
Team	0/0	6/6	8/8	8/12	2/3
Opponents	0/0	6/7	7/7	5/6	3/4

Folk: (34G), (35G) 48WR (46), (53), (22) (48) 40WL, (35) (39) 49SH, (20) (30) (55), (40) (38)

Bullock: (29), (40), (41), (24) (24) (31), 53WL (47) (27) (42), (36) 45WR (40)

Opponents: (26G), 29RU, (30), (54) (30), (38) (46) (24), 52WR (52) (47), (45) (39) (35), (47) (41) (29), (20), (20) (35) 48WL, (27) (38) (50)

Fumbles/Lost: Decker 1/1, Fitzpatrick 3/1, Ivory 3/2, D. Smith 1/1, Marshall 2/2 **Total: 7**

Opponent Fumble Recoveries: D.Revis 3, K.Davis 1, Q.Coples 1, D.Davis 1, M.Williams 1, L.Mauldin 1, C.Pace 1, A.Cromartie 1, B.Marshall 1 **Total: 11**

What's Inside...

2015 RECORDS	39
JETS SINGLE-GAME TEAM HIGHS & LOWS	40
JETS SINGLE-GAME INDIVIDUAL BESTS.....	40
TAKEAWAY-GIVEAWAY	40
GAME-BY-GAME TAKEAWAYS/GIVEAWAYS.....	41
BIG RUSHING PLAYS (Runs of 10 or more yards)	41
BIG PASSING PLAYS (Passes of 20 or more yards).....	42
OFFENSIVE DRIVE ENGINEERING.....	43
GOAL-TO-GO SITUATIONS.....	43
SCORING BY QUARTER.....	43

GAME-BY-GAME INACTIVES	43
LONGEST SCORING DRIVES.....	44
JETS DRIVES THAT PENETRATED THE OPPONENTS' 20-YARD LINE.....	44
OPPONENTS' DRIVES THAT PENETRATED THE JETS' 20-YARD LINE.....	44
2015 BALL POSSESSION AND DRIVE CHART	44
GAME-BY-GAME FOURTH DOWNS	49
GAME-BY-GAME OFFENSIVE STARTERS	50

2015 RECORDS

Overall Record	9-5
Home.....	5-2
Away.....	4-3
When:	
Jets win coin toss.....	2-2
Jets lose coin toss	7-3
Scoring first.....	5-2
Opponent scores first	4-3
Leading at halftime	6-0
Tied at halftime.....	0-0
Trailing at halftime.....	3-5
Leading after three quarters.....	7-1
Tied after three quarters	0-0
Trailing after three quarters	2-4
Overtime	1-0
Scoring on first possession	2-1
Scoring touchdown on first possession	2-0
Scoring field goal on first possession.....	0-1
Scoring 10 or more points	9-5
Scoring 20 or more points	8-2
Scoring 30 or more points	4-0
Allowing 10 or fewer points	2-0
Allowing 20 or fewer points	6-0
Outcomes of 7 points or less.....	2-4
Outcomes of 3 points or less.....	1-0
Rushing 20 or more times	9-4
Rushing 30 or more times	5-0
Rushing 40 or more times	2-0
Time of possession 30:00 or more	9-2
Individual Jets 100-yard rusher	3-0
Individual Jets 100-yard receiver	6-2
Individual Jets 300-yard passer	1-0
Jets out-gain opposition	8-3
Jets out-rush opposition.....	7-1
Jets out-pass opposition.....	4-2
Opponent individual 100-yard rusher	1-3
Opponent individual 100-yard receiver.....	3-4
Opponent individual 300-yard passer	2-2

Surfaces:	
On grass.....	1-1
On artificial turf	8-4
Outdoors	8-5
Indoors	1-0
By Month:	
September.....	2-1
October	2-1
November.....	2-3
December.....	3-0
Against:	
AFC Opponents.....	6-4
AFC East	2-2
AFC North	1-0
AFC South	3-1
AFC West	0-1
NFC Opponents	3-1
NFC East	3-1
Jersey Color:	
Green Jerseys	4-0
White Jerseys.....	5-4
Alternate Jerseys	0-1
Time Of Game:	
Day	7-4
Night.....	2-1
Turnover Differential:	
Positive	7-0
Even	1-1
Negative	1-4

JETS SINGLE-GAME TEAM HIGHS & LOWS

	HIGH	LOW
YARDS/FIRST DOWNS		
Total Net Yards.....	474vs. WAS 10/18	267..... at HST 11/22
Total Plays.....	77 at NYG 12/6	59..... vs. BUF 11/12
First Downs.....	28 at NYG 12/6	14..... vs. JAX 11/8
RUSHING		
Rushing Yards	221vs. WAS 10/18	29..... vs. JAX 11/8
Rushing Attempts	43 at MIA 10/4	16..... vs. PHI 9/21
Average Gain/Rush.....	5.4 2X, last vs. TEN 12/13	1.0..... vs. JAX 11/8
PASSING		
Net Passing Yards.....	373 at NYG 12/6	179..... vs. CLV 9/13
Pass Attempts	58vs. PHI 9/27	24..... vs. CLV 9/13
Pass Completions	36 at NYG 12/6	15.....2X, last vs. BUF 11/12
Average Gain/Pass.....	9.7vs. WAS 10/18	4.7..... 2X, last at HST 11/22
Interceptions Thrown	3 ... 2X, last at HST 11/22	0.... 5X, last vs. TEN 12/13
Sacks Allowed	3 3X, last at NYG 12/6	0....3X, last vs. WAS 10/18
FUMBLES		
Fumbles Lost	2 2X, last vs. BUF 11/12	0 ...8X, last vs. MIA 11/29
PENALTIES		
Penalties	14 at MIA 10/4	1.....vs. WAS 10/18
Yards Penalized.....	163 at MIA 10/4	5.....vs. WAS 10/18
POINTS/TIME OF POSSESSION		
Points.....	38 vs. MIA 11/29	17.....3X, last at HST 11/22
Touchdowns	5.....vs. MIA 11/29	27X, last at DAL 12/19
Time of Possession	38:31 at NYG 12/6	26:35..... at HST 11/22

JETS SINGLE-GAME INDIVIDUAL BESTS

RUSHING		
Yards Rushing	166	Chris Ivory at MIA 10/4
Rushing Attempts	29	Chris Ivory at MIA 10/4
Longest Run	54	Chris Ivory vs. WAS 10/18
Longest TD Run.....	31	Chris Ivory vs. MIA 11/29
PASSING		
Yards Passing (gross).....	390	Ryan Fitzpatrick at NYG 12/6
Passes Attempted	58	Ryan Fitzpatrick vs. PHI 9/27
Passes Completed.....	36	Ryan Fitzpatrick at NYG 12/6
TD Passes.....	4	Ryan Fitzpatrick vs. MIA 11/29
RECEIVING		
Yards Receiving.....	131	2X, Brandon Marshall at NYG 12/6
Receptions.....	12	Brandon Marshall at NYG 12/6
Longest Reception	69	Brandon Marshall vs. TEN 12/13
Longest TD Pass	69	Brandon Marshall vs. TEN 12/13
SPECIAL TEAMS/DEFENSE		
Longest Kick Return	54	Antonio Cromartie vs. JAX 11/8
Longest Punt.....	68	Ryan Quigley vs. BUF 11/12
Longest Punt Return.....	58	Jeremy Kerley vs. MIA 11/29
Longest Field Goal	55	Nick Folk at NE 10/25
Longest FG Att.	55	Nick Folk at NE 10/25
Most Tackles	15	Demario Davis vs. PHI 9/27
QB Sacks	3	Muhammad Wilkerson vs. TEN 12/13
Pass Intercepted	2	2X, last Marcus Williams vs. JAX 11/8

TAKEAWAY-GIVEAWAY

TAKEAWAYS: 28 resulting in 9 TD, 6 FG, 1 MFG, 5 Punts, 0 Blk Punt, 2 INT, 0 Fumble, 0 Half, 3 Game, 2 Downs = **81 Points**

GIVEAWAYS: 20 resulting in 3 TD, 7 FG, 1 MFG, 6 Punt, 0 Blk Punt, 0 INT, 1 Fumbles, 0 Half, 2 Games, 0 Downs = **42 Points**

OPPONENTS SINGLE-GAME TEAM HIGHS & LOWS

	HIGH	LOW
451	at OAK 11/1	225vs. WAS 10/18
73	at HST 11/22	56 at DAL 12/19
21	at OAK 11/1	13vs. BUF 11/12
148	vs. BUF 11/12	12vs. MIA 11/29
38	vs. PHI 9/27	9 2X, last vs. MIA 11/29
6.3	at DAL 12/19	1.3vs. MIA 11/29
351	vs. MIA 11/29	108vs. PHI 9/27
58	vs. MIA 11/29	27vs. BUF 11/12
34	at NE 10/25	14vs. PHI 9/27
9.3	at OAK 11/1	3.6 at MIA 10/4
4	at DAL 12/19	0..... 5X, last at HST 11/22
6	vs. JAX 11/8	0 2X, last at OAK 11/1
4	vs. CLV 9/13	0.....6X, last at DAL 12/19
12	vs. CLV 9/13	3 3X, last vs. TEN 12/13
109	vs. CLV 9/13	15vs. WAS 10/18
34	at OAK 11/1	7at IND 9/21
4	at OAK 11/1	1..... 4X, last at DAL 12/19
33:25	at HST 11/22	22:37 at MIA 10/4

OPPONENTS SINGLE-GAME INDIVIDUAL BESTS

113	Latavius Murray, OAK 11/1
25	Ryan Mathews, PHI 9/27
45	T.J. Yeldon, JAX 11/8
1	2X, last Tom Brady at NE 10/25
381	Blake Bortles, JAX 11/8
58	Ryan Tannehill, vs. MIA 11/29
34	Tom Brady, at NE 10/25
4	Derek Carr, at OAK 11/1
165	Jarvis Landry, MIA 11/29
13	Jarvis Landry, MIA 11/29
72	Odell Beckham, Jr., at NYG 12/6
72	Odell Beckham, at NYG 12/6
43	Dwayne Harris, at NYG 12/6
63	Shane Letcher, at HST 11/22
89	Darren Sproles, PHI 9/27
54	Dustin Hopkins, WAS 10/18
54	Dustin Hopkins, WAS 10/18
13	2X, last Jordan Cyprien JAX 11/8
2	2X, last Robert Ayers, at NYG 12/6
1	Many

GAME-BY-GAME TAKEAWAYS/GIVEAWAYS

TAKEAWAYS					GIVEAWAYS				
DATE	OPP.	INT	Fumbles	Total	INT	Fumbles	Total	Differential	W/L
09/13	CLV	1	4	5	1	0	1	+4	W
09/21	IND	3	2	5	1	0	1	+4	W
09/27	PHI	0	1	1	3	1	4	-3	L
10/4	MIA	2	0	2	1	0	1	+1	W
10/18	WAS	2	0	2	1	2	3	-1	W
10/25	NE	0	0	0	0	1	1	-1	L
11/1	OAK	0	0	0	1	0	1	-1	L
11/8	JAX	2	2	4	0	0	0	+4	W
11/12	BUF	0	0	0	2	2	4	-4	L
11/22	HST	0	1	1	2	0	2	-1	L
11/29	MIA	1	1	2	0	0	0	+2	W
12/6	NYG	1	0	1	0	1	1	0	W
12/13	TEN	1	0	1	0	0	0	0	W
12/19	DAL	4	0	4	1	0	1	+3	W
TOTAL		17	11	28	13	7	20	+8	9-5

BIG RUSHING PLAYS (Runs of 10 or more yards)

	JETS (49)	OPPONENTS (33)
9/13 vs. CLV	11, Chris Ivory	13, Josh McCown
.....	10, Chris Ivory	14, Johnny Manziel
.....	19, Chris Ivory
.....	12, Chris Ivory
.....	21, Bilal Powell
9/21 at IND	19, Chris Ivory
.....	16, Chris Ivory	18, Frank Gore
.....	23, Bilal Powell
.....
9/27 vs. PHI	10, Bilal Powell	11, Ryan Mathews
.....	12, Darren Sproles
.....	13, Ryan Mathews
10/4 at MIA	12, Chris Ivory	13, Lamar Miller
.....	11, Chris Ivory	14, Jarvis Landry
.....	17, Chris Ivory	11, Lamar Miller
.....	11, Chris Ivory	15, Jarvis Landry
.....	19, Ryan Fitzpatrick
.....	14, Ryan Fitzpatrick
.....	24, Chris Ivory
.....	11, Zac Stacy
10/18 vs. WAS	54, Chris Ivory
.....	11, Chris Ivory
.....	18, Ryan Fitzpatrick
.....	18, Zac Stacy
.....	32, Chris Ivory
.....	18, Chris Ivory
10/25 at NE	11, Ryan Fitzpatrick	11, Tom Brady
11/1 at OAK	12, Ryan Fitzpatrick	12, Latavius Murray
.....	25, Latavius Murray
.....	29, Geno Smith	29, Latavius Murray
11/8 vs. JAX	11, Blake Bortles
.....	10, Blake Bortles
.....	45, T.J. Yeldon
11/12 vs. BUF	10, Chris Ivory	15, LeSean McCoy
.....	18, Chris Ivory	12, LeSean McCoy
.....	16, Ryan Fitzpatrick	11, LeSean McCoy
.....	21, Chris Ivory	15, LeSean McCoy
.....	13, Karlos Williams
.....	14, LeSean McCoy
11/22 at HST	13, Jonathan Grimes
.....	23, Chris Ivory	12, Cecil Shorts III
.....	14, Alfred Blue
11/29 vs. MIA	16, Chris Ivory
.....	17, Bilal Powell
.....	10, Ryan Fitzpatrick
.....	31, Chris Ivory



.....	14, Chris Ivory	
.....	10, Ryan Fitzpatrick	
12/6 at NYG	11, Chris Ivory.....	13, Andre Williams
.....	20, Chris Ivory.....	11, Shane Vereen
.....	15, R. Fitzpatrick	
12/13 vs. TEN	19, R. Fitzpatrick	
.....	24, Bilal Powell	
.....	32, Chris Ivory	
.....	11, Bilal Powell	
.....	11, Stevan Ridley	
.....	10, Chris Ivory	
.....	10, Chris Ivory	
12/19 at DAL.....	10, Bilal Powell.....	33, Lucky Whitehead
.....	12, Bilal Powell	11, Darren McFadden
.....		11, Darren McFadden
.....		33, Darren McFadden
.....		12, Darren McFadden

BIG PASSING PLAYS (Passes of 20 or more yards)

	JETS (47)	OPPONENTS (51)
9/21 at IND	42, Brandon Marshall.....	30, Donte Moncrief
.....	20, Eric Decker.....	24, Donte Moncrief
.....	27, Quincy Enunwa.....	27, T.Y. Hilton
.....		25, Phillip Dorsett
.....		26, Donte Moncrief
9/27 vs. PHI	26, Quincy Enunwa.....	21, Zach Ertz
.....	20, Brandon Marshall.....	23, Ryan Mathews
10/4 at MIA	58, Brandon Marshall.....	20, Jarvis Landry
.....	22, Brandon Marshall.....	42, Kenny Stills
.....	26, Eric Decker.....	
10/18 vs. WAS	23, Chris Ivory.....	20, Derek Carrier
.....	35, Eric Decker	
.....	24, Chris Ivory	
.....	35, Brandon Marshall	
10/25 at NE.....	24, Eric Decker.....	23, Danny Amendola
.....	23, Tommy Bohanon.....	26, Rob Gronkowski
.....	23, Eric Decker.....	26, Scott Chandler
.....	29, Brandon Marshall.....	27, Julian Edelman
.....		23, Rob Gronkowski
.....	21, Chris Owusu.....	
11/1 at OAK	23, Jeremy Kerley.....	59, Taiwan Jones
.....	28, Brandon Marshall.....	24, Michael Crabtree
.....	21, Eric Decker.....	21, Seth Roberts
.....	25, Jeremy Kerley.....	49, Andre Holmes
.....		36, Michael Crabtree
11/8 vs. JAX	44, Jeff Cumberland.....	21, T.J. Yeldon
.....	20, Brandon Marshall	33, Allen Robinson
.....	38, Kenbrell Thompson.....	27, Allen Hurns
.....	25, Eric Decker.....	20, Allen Hurns
.....		30, Allen Hurns
.....		44, Allen Robinson
.....		27, Mercedes Lewis
.....		45, T.J. Yeldon
.....		20, Bryan Walters
.....		23, Allen Robinson
11/12 vs. BUF	36, Chris Ivory.....	25, Charles Clay
.....	22, Devin Smith.....	26, Karlos Williams
.....	20, Eric Decker	
.....	31, Eric Decker	
11/22 at HST.....	21, Brandon Marshall	61, DeAndre Hopkins
.....	25, Eric Decker.....	21, Alfred Blue
.....	22, Eric Decker.....	20, DeAndre Hopkins
.....	25, Bilal Powell.....	35, Cecil Shorts
11/29 vs. MIA	20, Brandon Marshall.....	20, DeVante Parker
.....	47, Brandon Marshall.....	40, Jarvis Landry

.....24, Eric Decker.....	22, Jarvis Landry
.....	33, DeVante Parker
12/6 at NYG.....	28, Quincy Enunwa.....
.....	22, Odell Beckham, Jr.
.....	22, Brandon Marshall.....
.....	72, Odell Beckham, Jr.
.....	25, Bilal Powell.....
.....	45, Will Tye
.....	25, Brandon Marshall.....
.....	25, Will Tye
.....	20, Bilal Powell.....
.....	35, Myles White
12/13 vs. TEN.....	20, Odell Beckham, Jr.
.....	20, Eric Decker.....
.....	27, Dorial Green-Beckham
.....	69, Brandon Marshall.....
.....	28, Dexter McCluster
.....	41, Marcus Mariota
.....	51, Harry Douglas
12/19 at DAL.....	25, Brandon Marshall.....
.....	23, Cole Beasley
.....	20, Brandon Marshall
.....	24, Quincy Enunwa
.....	43, Kenbrell Thompsons

Bold indicates TD

OFFENSIVE DRIVE ENGINEERING

	Drives	TD	FG	MFG	BLK FG	Punt	BLK Punt	FMBL	INT	DWNS	SFTY	HLF	GAME	END RG	PTS
Jets	178	39	24	4	0	71	1	7	13	7	0	5	7	0	344
Opp.	172	26	21	3	0	77	0	9	17	7	0	7	5	0	245

GOAL-TO-GO SITUATIONS

	Drives	TD	FG	MFG	TD%	Score%	FMBL	INT	Downs	Punt	Half	Game	End RG	PTS
Jets	21	19	2	0	90.4%	100%	0	0	0	0	0	0	0	139
Opp.	20	9	6	0	45%	75%	2	2	1	0	0	0	0	81

SCORING BY QUARTER

JETS									OPPONENTS					
Date	Opp.	W-L	1ST	2ND	3RD	4TH	OT	Total	1ST	2ND	3RD	4TH	OT	Total
09/13	vs. CLV	W	0	14	10	7	0	31	0	10	0	0	0	10
09/21	at IND	W	7	3	0	10	0	20	0	0	0	7	0	7
09/27	vs. PHI	L	0	7	0	10	0	17	3	21	0	0	0	24
10/4	at MIA	W	10	10	7	0	0	27	0	7	0	7	0	14
10/18	vs. WAS	W	7	3	17	7	0	34	7	6	0	7	0	20
10/25	at NE	L	3	7	7	6	0	23	3	10	3	14	0	30
11/1	at OAK	L	3	3	7	7	0	20	7	14	10	3	0	34
11/8	vs. JAX	W	14	0	7	7	0	28	3	7	3	10	0	23
11/12	vs. BUF	L	3	0	7	7	0	17	0	12	10	0	0	22
11/22	at HST	L	0	3	7	7	0	17	0	10	14	0	0	24
11/29	vs. MIA	W	7	7	7	17	0	38	0	0	7	13	0	20
12/6	at NYG	W	3	7	0	10	3	23	0	20	0	0	0	20
12/13	vs. TEN	W	10	17	0	3	0	30	0	0	8	0	0	8
12/19	at DAL	W	6	3	0	10	0	19	3	7	3	3	0	16
Totals		9-5	73	84	76	108	0	344	26	124	58	64	0	272

GAME-BY-GAME INACTIVES

vs. CLV (09/13)	J.Harrison	B.ljalana	D.McDougle	D. Simon	D. Smith	G. Smith	Z. Stacy
at IND (09/21)	J.Harrison	B.ljalana	L.Mauldin	D. Simon	D. Smith	G. Smith	D.Walls
vs. PHI (09/27)	E. Decker	J. Harrison	B. ljalana	C. Owusu	T. Reilly	D. Simon	D.Walls
at MIA (10/4)	W. Colon	J. Cumberland	J. Harrison	B. ljalana	J. Lattimore	C. Owusu	D.Walls
vs. WAS (10/18)	S. Bowen	J. Harrison	B. ljalana	J. Jarrett	C. Owusu	B. Petty	M.Williams
at NE (10/25)	T. Barnes	J. Harrison	B. ljalana	B. Petty	B. Powell	R. Quigley	K.Thompkins
at OAK (11/1)	J. Harrison	B. ljalana	B. Petty	B. Powell	C. Pryor	D. Smith	N.Mangold
vs. JAX (11/8)	T. Barnes	W. Colon	D. Dozier	B. ljalana	B. Petty	B. Powell	C. Pryor
vs. BUF (11/12)	D. Bailey	A. Cromartie	D. Dozier	B. ljalana	B. Petty	B. Powell	C. Pryor
at HST (11/22)	D. Bailey	D. Dozier	B. ljalana	D. Milliner	B. Petty	S. Richardson	K. Thompkins
vs. MIA (11/29)	D. Bailey	D. Dozier	B. ljalana	J. Martin	B. Petty	D. Revis	K. Thompkins
at NYG (12/6)	D. Bailey	D. Dozier	B. ljalana	J. Martin	B. Petty	D. Revis	M. Williams
vs. TEN (12/13)	D. Bailey	D. Dozier	B. ljalana	J. Martin	B. Petty	K. Thompkins	M. Williams
at DAL (12/19)	D. Bailey	D. Dozier	B. ljalana	T. Jones	J. Martin	D. McDougle	B. Petty

LONGEST DRIVES			
JETS	PLAYS	YARDS	TIME
	16, vs. PHI 9/27 (TD)	94, at NYG 12/6 (TD)	8:11, vs. PHI 9/27 (TD)
OPPONENT	PLAYS	YARDS	TIME
	18, at IND 9/21 (Fumble)	93, at OAK 11/1 (TD)	11:21, at NYG (INT)
LONGEST SCORING DRIVES			
JETS	PLAYS	YARDS	TIME
(FG)	15, at NE 10/25	80, at NYG 12/6	7:44, at OAK 11/1
(TD)	16, vs. PHI 9/27	94, at NYG 12/6	8:11, vs. PHI 9/27
OPPONENT	PLAYS	YARDS	TIME
(FG)	16, at HST 11/22	78, at HST 11/22	8:00, at HST 11/22
(TD)	11, at NE 10/25	93, at OAK 11/1	5:46, at OAK 11/1

JETS DRIVES THAT PENETRATED THE OPPONENTS' 20-YARD LINE

Opp.	Drives	Scores	Scoring%	TD	TD%	FG	INT	FUM	Blk FG	Miss FG	DWN	Half	Game	Points
9/13 vs. CLV	6	5	83.3%	4	66.6%	1	0	0	0	0	0	0	1	31
9/21 at IND	3	3	100%	2	66.6%	1	0	0	0	0	0	0	0	17
9/27 vs. PHI	2	2	100%	2	100%	0	0	0	0	0	0	0	0	14
10/4 at MIA	4	4	100%	3	75%	1	0	0	0	0	0	0	0	24
10/18 vs. WAS	4	4	100%	3	75%	1	0	0	0	0	0	0	0	24
10/25 at NE	4	4	100%	2	75%	2	0	0	0	0	0	0	0	20
11/1 at OAK	2	2	100%	2	100%	0	0	0	0	0	0	0	0	14
11/8 vs. JAX	3	3	100%	3	100%	0	0	0	0	0	0	0	0	21
11/12 vs. BUF	3	1	33.3%	1	33.3%	1	0	0	0	0	1	0	0	10
11/22 at HST	1	1	100%	1	100%	0	0	0	0	0	0	0	0	7
11/29 vs. MIA	5	5	100%	4	80%	1	0	0	0	0	0	0	0	31
12/6 at NYG	4	4	100%	1	25%	3	0	0	0	0	0	0	0	16
12/13 vs. TEN	3	3	100%	2	66.6%	1	0	0	0	0	0	0	0	17
12/19 at DAL	4	3	83.3%	2	66.6%	1	0	0	0	0	1	0	0	16
Totals	48	45	93.8%	32	66.7%	13	0	0	0	0	2	0	1	262

OPPONENTS' DRIVES THAT PENETRATED THE JETS' 20-YARD LINE

Opp.	Drives	Scores	Scoring%	TD	TD%	FG	INT	Fumbles	Blk FG	Missed FG	Downs	Half	Game	Points
9/13 vs. CLV	2	1	50%	0	0%	1	0	1	0	0	0	0	0	3
9/21 at IND	2	0	0%	0	0%	0	0	1	0	1	0	0	0	0
9/27 vs. PHI	2	2	100%	1	50%	1	0	0	0	0	0	0	0	10
10/4 at MIA	3	2	66.7%	2	66.6%	0	1	0	0	0	0	0	0	14
10/18 vs. WAS	3	2	66.7%	1	33.3%	1	0	0	0	0	1	0	0	10
10/25 at NE	5	5	100%	3	60%	2	0	0	0	0	0	0	0	27
11/1 at OAK	1	1	100%	1	100%	0	0	0	0	0	0	0	0	7
11/8 vs. JAX	2	1	50%	0	0%	1	0	1	0	0	0	0	0	3
11/12 vs. BUF	1	1	100%	0	0%	1	0	0	0	0	0	0	0	3
11/22 at HST	2	1	50%	0	0%	1	0	0	0	0	0	0	1	3
11/29 vs. MIA	3	2	66.6%	2	66.6%	0	1	0	0	0	0	0	0	14
12/6 at NYG	3	2	66.6%	0	0%	2	1	0	0	0	0	0	0	6
12/13 vs. TEN	1	0	0%	0	0%	0	0	0	0	0	1	0	0	0
12/19 at DAL	4	3	83.3%	1	25%	2	1	0	0	0	0	0	0	13
Totals	34	23	67.6%	11	32.4%	12	4	3	0	1	2	0	1	113

2015 BALL POSSESSION AND DRIVE CHART

CLEVELAND BROWNS 10 at NEW YORK JETS 31 (09/13/15)																
CLEVELAND (31:40) AVERAGE—CLV 25								NEW YORK (28:20) AVERAGE—NYJ 45								
BEGIN	TIME	PLAYS	YDS	PEN	NET	LAST	RESULT	BEGIN	TIME	PLAYS	YDS	PEN	NET	LAST	RESULT	
CLV 9	9:59	17	90	0	90	*NYJ 14	FUM	NYJ 20	3:24	6	34	0	34	CLV 46	PUNT	
CLV 45	3:14	5	70	-15	55	CLV 46	TD	NYJ 35	2:22	5	15	5	20	CLV 45	Downs	
CLV 20	2:22	3	8	-10	-2	CLV 18	Punt	NYJ 20	1:08	4	43	0	43	CLV 37	INT	
NYJ 35	3:08	8	33	-5	28	*NYJ 7	FG	CLV 9	0:12	2	19	-10	9	*CLV 10	TD	
CLV 20	0:26	1	8	0	8	CLV 20	End of Half	NYJ 23	1:25	3	-20	0	-20	NYJ 3	PUNT	
								NYJ 28	2:20	9	72	0	72	*CLV 15	TD	
CLV 9	4:18	8	33	-5	28	CLV 37	INT	CLV 28	2:51	6	28	0	28	*CLV 1	TD	
CLV 20	1:21	3	7	0	7	CLV 27	PUNT	NYJ 24	6:01	11	60	0	60	*CLV 16	FG	
	CLV 20	2:40	6	9	-5	4	CLV 24	FUM	CLV 19	2:11	4	19	0	19	*CLV 3	
TD	CLV 20	1:30	5	32	0	32	NYJ 41	FUM	NYJ 48	1:33	3	0	0	0	NYJ 48	PUNT

CLV 20	2:42	8	31	0	31	NYJ 49	Downs	NYJ 49	4:53	8	40	0	40	*CLV 10	End of Game
--------	------	---	----	---	----	--------	-------	--------	------	---	----	---	----	---------	-------------

*= inside opponent's 20

NEW YORK JETS 20 at INDIANAPOLIS COLTS 7 (09/21/15)

NEW YORK (31:48) AVERAGE—NYJ 33

INDIANAPOLIS (28:12) AVERAGE—IND 21

BEGIN	TIME	PLAYS	YDS	PEN	NET	LAST	RESULT	BEGIN	TIME	PLAYS	YDS	PEN	NET	LAST	RESULT
NYJ 20	3:29	5	33	5	38	IND 42	PUNT	IND 11	3:03	6	12	-2	10	IND 21	INT
IND 9	1:44	4	5	4	9	*IND 6	TD	IND 24	2:42	7	65	0	65	*NYJ 11	MFG
NYJ 20	1:05	3	-1	0	-1	NYJ 19	PUNT	IND 41	1:23	3	1	0	1	IND 42	PUNT
NYJ 8	2:58	6	56	-5	51	IND 41	PUNT	IND 6	1:38	3	4	-5	-1	IND 5	PUNT
NYJ 38	3:35	6	22	5	27	IND 35	INT	IND 20	1:20	3	9	0	9	IND 29	PUNT
NYJ 29	5:12	10	49	5	54	*IND 17	FG	IND 22	0:48	4	16	0	16	IND 34	FUM
IND 44	1:03	6	14	0	14	IND 30	MFG								
NYJ 10	1:31	3	6	0	6	NYJ 16	PUNT	IND 20	9:47	18	89	-10	79	*NYJ 1	FUM
								IND 49	0:50	3	2	0	2	NYJ 49	INT
NYJ 31	3:46	7	46	-15	31	IND 38	PUNT								
NYJ 20	3:47	7	75	5	80	*IND 15	TD	IND 9	3:59	8	101	-10	91	NYJ 26	TD
NYJ 38	3:38	8	39	-5	34	IND 28	FG	IND 8	1:45	4	21	15	36	IND 44	INT
								IND 20	0:57	3	23	0	23	IND 34	End of Game

*= inside opponent's 20

PHILADELPHIA EAGLES 24 at NEW YORK JETS 17 (09/27/15)

NEW YORK (31:49) AVERAGE—NYJ 32

PHILADELPHIA (28:11) AVERAGE—PHI 25

BEGIN	TIME	PLAYS	YDS	PEN	NET	LAST	RESULT	BEGIN	TIME	PLAYS	YDS	PEN	NET	LAST	RESULT
NYJ 18	2:37	3	14	-5	9	NYJ 27	PUNT	PHI 29	4:15	11	54	5	59	*NYJ 12	FG
NYJ 40	1:53	3	8	0	8	NYJ 48	PUNT	PHI 2	2:44	6	9	-2	7	PHI 9	PUNT
NYJ 37	2:57	6	13	0	13	50	PUNT								
NYJ 33	1:17	3	2	0	2	NYJ 35	PUNT	PHI 9	1:56	5	20	0	20	PHI 29	PUNT
NYJ 22	1:35	3	8	0	8	NYJ 30	PUNT	PHI 25	0:48	3	1	0	1	PHI 26	PUNT
NYJ 27	1:42	3	3	0	3	NYJ 30	PUNT	PHI 25	3:19	8	75	0	75	NYJ 23	TD
NYJ 28	0:19	1	15	0	15	NYJ 28	FUM	NYJ 36	2:27	7	21	15	36	*NYJ 1	TD
NYJ 21	2:05	9	79	0	79	*PHI 16	TD	PHI 23	0:06	1	-1	0	-1	PHI 23	End of Half
NYJ 12	1:56	6	31	0	31	NYJ 43	PUNT	PHI 20	2:05	4	9	18	27	PHI 47	PUNT
PHI 49	3:03	6	15	4	19	PHI 30	INT	PHI 10	0:46	3	5	0	5	PHI 15	PUNT
NYJ 30	1:31	3	-5	0	-5	NYJ 25	PUNT	PHI 20	1:16	3	2	0	2	PHI 22	PUNT
								PHI 30	1:35	3	5	0	5	PHI 35	PUNT
NYJ 19	8:11	16	81	0	81	*PHI 7	TD	PHI 20	2:14	4	21	0	21	PHI 44	FUM
PHI 41	0:55	3	11	0	11	PHI 30	INT	PHI 32	1:40	3	5	0	5	PHI 37	PUNT
NYJ 31	1:20	6	32	0	32	PHI 37	INT	PHI 18	0:26	3	2	0	2	PHI 20	PUNT
NYJ 49	0:28	5	16	0	16	PHI 35	FG	NYJ 48	2:34	5	3	-5	-2	NYJ 49	End of Game

*= inside opponent's 20

NEW YORK JETS 27 at MIAMI DOLPHINS 14 (10/04/15)

NEW YORK (37:23) AVERAGE—NYJ 18

MIAMI (22:37) AVERAGE—MIA 19

BEGIN	TIME	PLAYS	YDS	PEN	NET	LAST	RESULT	BEGIN	TIME	PLAYS	YDS	PEN	NET	LAST	RESULT
NYJ 27	1:25	3	73	0	73	*MIA 3	TD	MIA 19	2:46	5	15	-5	19	MIA 29	PUNT
NYJ 38	4:36	10	58	0	58	*MIA 4	FG	MIA 10	1:36	3	9	-5	4	MIA 14	PUNT
NYJ 24	2:37	3	9	-5	4	NYJ 28	PUNT	MIA 26	1:48	3	3	0	3	MIA 29	PUNT
NYJ 32	4:47	8	43	-5	38	MIA 30	FG	MIA 40	1:38	3	-1	0	-1	MIA 39	PUNT
NYJ 13	2:27	6	30	-5	25	NYJ 38	PUNT	MIA 12	1:40	3	30	58	88	*NYJ 8	TD
NYJ 25	2:26	9	70	5	75	*MIA 10	TD	MIA 24	1:41	3	9	0	9	MIA 33	PUNT
NYJ 9	0:05	1	-1	0	-1	NYJ 9	End of Half	MIA 30	0:28	3	0	0	0	MIA 30	PUNT
NYJ 22	4:35	9	78	0	78	*MIA 2	TD	MIA 16	3:01	6	39	0	39	NYJ 45	Downs
NYJ 45	2:54	6	22	10	32	MIA 23	MFG	MIA 31	1:05	4	0	28	28	NYJ 41	Downs
NYJ 41	1:10	3	6	-5	1	NYJ 42	INT	NYJ 43	1:30	3	-7	0	-7	50	PUNT
NYJ 11	4:47	6	26	-10	16	NYJ 27	PUNT	NYJ 37	0:57	4	37	0	37	*NYJ 10	TD
NYJ 20	2:00	3	4	-10	-6	NYJ 14	PUNT	NYJ 40	3:02	11	34	-3	31	*NYJ 9	INT
NYJ 35	1:50	5	10	0	10	NYJ 45	PUNT	MIA 16	1:25	7	58	0	58	NYJ 26	INT
NYJ 20	1:44	3	-3	0	-3	NYJ 18	End of Game								

*= inside opponent's 20

WASHINGTON REDSKINS 20 at NEW YORK JETS 34 (10/18/15)																
NEW YORK (32:39) AVERAGE—NYJ 31								WASHINGTON (27:21) AVERAGE—WAS 29								
BEGIN	TIME	PLAYS	YDS	PEN	NET	LAST	RESULT	BEGIN	TIME	PLAYS	YDS	PEN	NET	LAST	RESULT	
NYJ 25	0:07	1	11	0	11	NYJ 25	FUM	WAS 13	1:39	3	9	0	9	WAS 22	PUNT	
NYJ 17	6:01	11	83	0	83	*WAS 1	TD	NYJ 37	3:45	7	37	0	37	*NYJ 2	TD	
								WAS 16	2:58	6	30	0	30	WAS 46	PUNT	
NYJ 9	3:55	8	74	0	74	*WAS 17	FG	WAS 20	1:28	3	1	0	1	WAS 21	PUNT	
NYJ 37	1:27	3	3	0	3	NYJ 40	PUNT	WAS 11	3:31	6	8	0	8	WAS 19	PUNT	
NYJ 42	0:07	1	13	0	13	NYJ 42	FUM	WAS 45	2:45	7	19	0	19	NYJ 36	FG	
NYJ 20	1:41	6	36	0	36	WAS 44	INT	WAS 48	0:34	6	40	0	40	*NYJ 12	FG	
NYJ 33	0:02	0	0	0	0	NYJ 33	End of Half									
NYJ 32	4:00	7	47	0	47	WAS 21	FG	WAS 21	0:50	2	2	0	2	WAS 23	INT	
WAS 18	0:08	1	18	0	18	*WAS 18	TD	WAS 23	1:13	3	5	0	5	WAS 28	PUNT	
NYJ 24	2:56	6	76	0	76	WAS 35	TD	WAS 20	2:36	6	10	0	10	WAS 30	INT	
NYJ 27	3:59	9	73	0	73	*WAS 2	TD	WAS 24	0:35	3	0	0	0	WAS 24	PUNT	
NYJ 49	2:49	6	20	0	20	WAS 31	MFG	WAS 39	5:27	12	64	-5	59	*NYJ 2	DOWNS	
NYJ 2	1:28	3	4	0	4	NYJ 6	BP									
NYJ 34	3:59	8	16	5	21	WAS 44	End of Game									

*= inside opponent's 20

NEW YORK JETS 23 at NEW ENGLAND PATRIOTS 30 (10/25/15)																
NEW YORK (33:03) AVERAGE—NYJ 21								NEW ENGLAND (26:57) AVERAGE—NE 26								
BEGIN	TIME	PLAYS	YDS	PEN	NET	LAST	RESULT	BEGIN	TIME	PLAYS	YDS	PEN	NET	LAST	RESULT	
NYJ 20	0:50	2	-4	0	-4	NYJ 16	FUM	NYJ 19	1:22	4	-1	0	-1	NYJ 20	FG	
NYJ 20	5:19	15	73	5	78	NE 2	FG	NE 20	2:24	5	22	0	22	NE 42	PUNT	
NYJ 17	7:35	14	87	-4	83	NE 5	TD	NE 39	0:56	3	7	0	7	NE 42	PUNT	
NYJ 8	1:44	3	8	0	8	NYJ 16	PUNT	NYJ 47	3:26	11	47	0	47	NYJ 1	TD	
NYJ 20	1:35	3	9	0	9	NYJ 29	PUNT	NE 41	2:49	7	41	-10	31	NYJ 28	FG	
NYJ 19	1:48	3	-5	0	-5	NYJ 14	PUNT	NE 46	0:12	3	4	0	4	NYJ 46	End of Half	
NYJ 20	7:03	13	80	0	80	NE 9	TD	NE 29	3:50	12	65	0	65	NYJ 6	FG	
								NE 22	2:05	4	20	0	20	NE 42	PUNT	
NYJ 17	4:12	9	48	23	71	NE 12	FG									
NYJ 30	1:44	4	16	0	16	NYJ 46	PUNT	NE 20	5:34	10	80	0	80	NYJ 8	TD	
NYJ 20	0:55	6	48	-5	43	NE 37	FG	NE 32	4:19	10	68	0	68	NYJ 15	TD	
NE 49	0:18	1	12	-5	7	NE 37	End of Game									

*= inside opponent's 20

NEW YORK JETS 20 at OAKLAND RAIDERS 34 (11/1/15)																
NEW YORK (29:22) AVERAGE—NYJ 21								OAKLAND (30:38) AVERAGE—OAK 20								
BEGIN	TIME	PLAYS	YDS	PEN	NET	LAST	RESULT	BEGIN	TIME	PLAYS	YDS	PEN	NET	LAST	RESULT	
NYJ 15	7:44	13	63	0	63	OAK 22	FG	OAK 22	5:20	10	68	10	78	*NYJ 5	TD	
NYJ 20	1:33	3	5	15	20	NYJ 40	PUNT									
NYJ 20	1:45	3	7	0	7	NYJ 27	PUNT	OAK 24	5:46	10	76	0	76	NYJ 36	TD	
NYJ 20	0:09	1	0	0	0	NYJ 20	INT	OAK 22	2:41	5	78	0	78	NYJ 49	TD	
NYJ 42	1:33	8	43	-5	38	OAK 20	FG	OAK 35	2:49	7	31	0	31	NYJ 34	MFG	
								OAK 13	0:40	1	-1	0	-1	OAK 13	End of Half	
NYJ 20	3:47	9	80	0	80	*OAK 4	TD	OAK 7	3:54	6	93	0	93	OAK 41	TD	
NYJ 20	2:44	5	21	-5	16	NYJ 36	PUNT	OAK 36	1:34	5	31	0	31	NYJ 33	FG	
NYJ 29	4:12	10	57	14	71	*OAK 1	TD	OAK 7	5:12	10	75	-10	65	NYJ 28	FG	
NYJ 35	2:01	7	27	0	27	OAK 38	Downs	OAK 20	1:03	3	0	0	0	OAK 20	PUNT	
NYJ 18	1:23	3	3	0	3	NYJ 21	PUNT	OAK 38	0:51	3	0	0	0	OAK 38	PUNT	
NYJ 22	2:31	11	60	-10	50	OAK 28	Downs	OAK 31	0:25	3	1	0	1	OAK 32	PUNT	
								OAK 28	0:23	1	-1	0	-1	OAK 28	End of Game	

*= inside opponent's 20

JACKSONVILLE JAGUARS 23 at NEW YORK JETS 28 (11/8/15)

NEW YORK (30:44) AVERAGE—NYJ 39

JACKSONVILLE (29:16) AVERAGE—JAX 25

BEGIN	TIME	PLAYS	YDS	PEN	NET	LAST	RESULT	BEGIN	TIME	PLAYS	YDS	PEN	NET	LAST	RESULT
NYJ 27	0:58	3	-1	0	-1	NYJ 26	PUNT	JAX 44	5:03	10	29	0	29	NYJ 27	FG
NYJ 49	3:51	6	51	0	51	*JAX 7	TD	JAX 27	0:58	3	2	0	2	JAX 29	INT
JAX 32	3:27	7	27	5	32	*JAX 1	TD								

NYJ 10	5:36	9	36	0	36	NYJ 46	PUNT	JAX 19	4:01	8	49	-10	39	NYJ 42	PUNT
JAX 37	0:57	3	3	-10	-7	JAX 44	PUNT	JAX 9	1:33	3	-6	0	-6	JAX 3	PUNT
NYJ 15	1:04	3	4	0	4	NYJ 19	PUNT	JAX 15	2:06	8	45	0	45	NYJ 40	PUNT
NYJ 18	0:14	1	0	0	0	NYJ 18	End of Half	50	0:12	2	50	0	50	NYJ 30	TD

NYJ 13	2:41	5	9	-11	-2	NYJ 11	PUNT	JAX 31	6:04	9	25	0	25	NYJ 44	PUNT
NYJ 27	2:30	8	73	0	73	*JAX 1	TD	NYJ 43	1:43	5	23	0	23	NYJ 20	FG
								JAX 20	1:36	3	8	0	8	JAX 28	PUNT

NYJ 33	2:13	9	0	0	9	NYJ 42	PUNT	JAX 10	2:55	9	73	0	73	*NYJ 17	FG
NYJ 20	2:33	5	45	-10	35	JAX 45	PUNT	JAX 10	2:29	4	66	-10	56	*NYJ 20	FUM
NYJ 34	1:39	3	11	-5	6	NYJ 40	PUNT	JAX 28	0:25	3	72	0	72	NYJ 20	TD
JAX 25	0:56	3	25	0	25	JAX 20	TD	JAX 8	0:11	1	0	0	0	JAX 8	INT
50	1:22	3	-1	0	-1	NYJ 49	PUNT								
JAX 21	0:43	2	-1	0	-1	JAX 22	End of Game								

*= inside opponent's 20

BUFFALO BILLS 22 at NEW YORK JETS 17 (11/12/15)

NEW YORK (26:44) AVERAGE—NYJ 28

BUFFALO (33:16) AVERAGE—BUF 30

BEGIN	TIME	PLAYS	YDS	PEN	NET	LAST	RESULT	BEGIN	TIME	PLAYS	YDS	PEN	NET	LAST	RESULT
NYJ 14	0:31	3	0	0	0	NYJ 14	PUNT	BUF 18	1:17	3	7	-9	-2	BUF 16	PUNT
NYJ 27	1:28	3	7	0	7	NYJ 34	PUNT	BUF 24	2:46	4	17	0	17	BUF 41	PUNT
NYJ 13	4:57	10	81	-5	76	*BUF 11	FG	BUF 20	4:01	6	19	-10	9	BUF 29	PUNT

NYJ 22	1:30	3	-1	0	-1	NYJ 21	PUNT	BUF 39	3:06	5	11	0	11	50	PUNT
NYJ 12	3:09	6	22	-5	17	NYJ 29	INT	NYJ 34	1:28	4	5	0	5	NYJ 29	FG
	0:09	0	0	0	0		FUM	BUF 19	4:47	12	57	0	57	NYJ 24	FG
NYJ 20	0:48	3	0	0	0	NYJ 20	PUNT								
	0:03	0	0	0	0		End of Half								

								BUF 20	3:45	7	80	0	80	NYJ 26	TD
								NYJ 23	2:24	5	12	0	12	*NYJ 11	FG
NYJ 20	0:09	1	3	0	3	NYJ 20	FUM	BUF 20	1:50	3	8	0	8	BUF 28	PUNT
NYJ 20	4:03	8	80	0	80	*BUF 14	TD								

NYJ 35	2:59	6	43	0	43	BUF 20	DOWN	BUF 22	1:29	3	13	-5	8	BUF 30	PUNT
NYJ 25	1:46	3	8	0	8	NYJ 33	PUNT	BUF 31	1:21	3	9	0	9	BUF 40	PUNT
NYJ 31	2:51	9	69	0	69	BUF 31	TD	BUF 20	2:11	4	-7	0	-7	BUF 28	DOWN
BUF 13	2:14	4	6	0	6	*BUF 7	DOWN	BUF 7	2:34	7	35	0	35	BUF 42	PUNT
NYJ 36	0:07	1	0	0	0	NYJ 36	INT	BUF 42	0:17	1	-1	0	-1	BUF 42	End of Game

*= inside opponent's 20

NEW YORK JETS 17 at HOUSTON TEXANS 24 (11/22/15)

NEW YORK (26:35) AVERAGE—NYJ 24

HOUSTON (33:25) AVERAGE—HST 20

BEGIN	TIME	PLAYS	YDS	PEN	NET	LAST	RESULT	BEGIN	TIME	PLAYS	YDS	PEN	NET	LAST	RESULT
NYJ 24	4:35	7	22	5	27	HST 49	PUNT	HST 20	2:32	6	11	0	11	HST 31	PUNT
NYJ 23	1:12	3	2	0	2	NYJ 25	PUNT	HST 20	8:00	16	78	0	78	*NYJ 2	FG
HST 47	1:59	5	25	0	25	HST 22	FG	HST 40	3:21	6	7	0	7	NYJ 44	FUM
NYJ 38	1:57	3	13	-10	3	NYJ 41	PUNT	HST 20	1:22	3	1	0	1	HST 21	PUNT
NYJ 39	1:20	3	-4	0	-4	NYJ 35	PUNT	HST 15	1:58	4	85	0	85	HST 39	TD
NYJ 20	0:06	1	-1	0	-1	NYJ 20	End of Half	HST 18	1:38	8	21	5	26	HST 44	PUNT

NYJ 18	0:39	3	0	0	0	NYJ 18	PUNT	HST 46	1:02	3	5	0	5	NYJ 49	PUNT
NYJ 13	1:56	5	43	44	87	HST 21	TD	HST 20	3:32	7	80	0	80	NYJ 21	TD
NYJ 20	1:38	3	-1	0	-1	NYJ 19	PUNT	HST 37	2:49	6	63	0	63	NYJ 20	TD

NYJ 20	3:47	8	48	-10	38	HST 42	PUNT	HST 6	1:57	3	9	0	9	HST 15	PUNT
NYJ 14	3:47	8	19	0	19	NYJ 33	PUNT	HST 23	1:42	3	5	0	5	HST 28	PUNT
NYJ 27	2:51	9	73	0	73	*HST 6	TD	HST 20	1:12	3	4	0	4	HST 24	PUNT
NYJ 41	0:21	4	5	0	5	NYJ 46	INT	HST 37	0:28	3	0	0	0	HST 37	PUNT
NYJ 20	0:27	2	14	-5	9	NYJ 29	INT	NYJ 14	1:52	3	-5	0	-5	*NYJ 16	End of Game

*= inside opponent's 20

MIAMI DOLPHINS 20 at NEW YORK JETS 38 (11/29/15)																
NEW YORK (31:16) AVERAGE—NYJ 27									MIAMI (28:44) AVERAGE—MIA 22							
BEGIN	TIME	PLAYS	YDS	PEN	NET	LAST	RESULT		BEGIN	TIME	PLAYS	YDS	PEN	NET	LAST	RESULT
NYJ 20	1:57	5	24	0	24	NYJ 45	DOWN		NYJ 44	1:31	3	4	0	4	NYJ 40	PUNT
NYJ 3	1:32	3	8	0	8	NYJ 11	PUNT		50	2:16	5	26	5	31	*NYJ 19	INT
NYJ 28	5:51	12	87	-15	72	*MIA 17	TD		MIA 40	1:24	3	5	-15	-10	MIA 30	PUNT
NYJ 31	1:02	3	2	0	2	NYJ 33	PUNT		MIA 33	1:45	3	-3	-5	-8	MIA 25	PUNT
NYJ 35	2:48	5	15	0	15	50	PUNT		MIA 20	2:15	5	16	0	16	MIA 36	PUNT
NYJ 21	1:34	3	6	0	6	NYJ 27	PUNT		MIA 18	3:25	6	33	0	33	NYJ 49	PUNT
NYJ 8	2:32	11	92	0	92	*MIA 16	TD		MIA 20	0:08	1	0	0	0	MIA 20	End of Half
MIA 25	3:53	7	35	-10	25	*MIA 2	TD		MIA 12	2:20	5	16	0	16	MIA 28	PUNT
NYJ 28	0:56	3	-3	0	-3	NYJ 25	PUNT		MIA 23	1:42	5	14	0	14	MIA 37	PUNT
									MIA 46	3:39	6	69	-15	54	*NYJ 5	TD
NYJ 21	5:25	10	79	0	79	*MIA 3	TD		MIA 16	0:57	3	7	0	7	MIA 23	PUNT
NYJ 45	1:39	3	55	0	55	MIA 31	TD		MIA 20	4:38	14	80	0	80	*NYJ 5	TD
MIA 35	2:02	7	12	0	12	*MIA 23	FG		MIA 45	0:06	1	-10	0	-10	MIA 45	FUM
NYJ 40	0:05	1	-1	0	-1	NYJ 40	End of Game		MIA 24	2:38	10	76	0	76	NYJ 33	TD

*= inside opponent's 20

NEW YORK JETS 23 at NEW YORK GIANTS 20 (12/6/15)																
NEW YORK (38:31) AVERAGE—NYJ 24									NEW YORK (29:56) AVERAGE—NYG 24							
BEGIN	TIME	PLAYS	YDS	PEN	NET	LAST	RESULT		BEGIN	TIME	PLAYS	YDS	PEN	NET	LAST	RESULT
NYJ 20	1:33	3	3	0	3	NYJ 23	PUNT		NYG 35	1:07	3	0	0	0	NYG 35	PUNT
NYJ 16	6:33	11	78	0	78	*NYG 6	FG		NYG 19	2:02	5	29	0	29	NYG 48	PUNT
NYJ 7	4:06	6	18	0	18	NYJ 25	PUNT		NYG 19	2:20	4	19	0	19	NYG 38	PUNT
NYJ 33	1:13	3	4	0	4	NYJ 37	PUNT		NYJ 10	1:58	4	8	0	8	*NYJ 2	FG
NYJ 18	0:10	1	2	0	2	NYJ 18	FUM		NYG 20	1:08	3	80	0	80	NYG 28	TD
NYJ 21	5:37	9	94	-15	79	NYG 25	TD		NYG 33	1:12	6	50	0	50	*NYJ 17	FG
NYJ 24	0:31	3	6	0	6	NYJ 30	PUNT									
NYJ 19	0:30	2	12	5	17	NYJ 30	End of Half									
NYJ 12	5:32	7	29	0	29	NYJ 41	PUNT		NYG 26	4:25	9	45	-15	30	NYJ 44	PUNT
NYJ 14	4:18	12	80	0	80	*NYG 6	FG		NYG 29	11:21	17	76	-9	67	*NYJ 4	INT
NYJ 29	2:13	10	71	0	71	*NYG 9	TD		NYG 20	1:44	3	4	5	9	NYG 29	PUNT
									NYG 15	0:27	2	11	0	11	NYG 26	End of Half
NYG 26	6:55	13	66	-5	61	*NYG 13	FG		NYG 42	2:12	8	33	-5	28	NYG 30	MFG

*= inside opponent's 20

TENNESSEE TITANS 8 at NEW YORK JETS 30 (12/13/15)																
NEW YORK (35:56) AVERAGE—NYJ 20									TENNESSEE (24:04) AVERAGE—TEN 18							
BEGIN	TIME	PLAYS	YDS	PEN	NET	LAST	RESULT		BEGIN	TIME	PLAYS	YDS	PEN	NET	LAST	RESULT
NYJ 20	5:48	14	80	0	80	*TEN 16	TD		TEN 18	0:27	3	0	0	0	TEN 18	PUNT
NYJ 39	3:15	6	26	0	26	TEN 35	MFG		TEN 43	1:37	3	5	0	5	TEN 48	PUNT
NYJ 20	3:06	8	51	0	51	TEN 29	FG									
TEN 35	4:11	11	26	0	26	*TEN 9	FG		TEN 14	2:14	4	30	0	30	TEN 44	INT
NYJ 28	3:18	7	72	0	72	*TEN 16	TD		TEN 20	1:46	3	6	0	6	TEN 26	PUNT
NYJ 31	0:09	1	69	0	69	NYJ 31	TD		TEN 20	2:34	5	9	0	9	TEN 29	PUNT
									TEN 14	1:35	7	22	0	22	TEN 28	End of Half
NYJ 10	4:34	8	35	0	35	NYJ 45	PUNT		TEN 20	2:15	5	18	0	18	TEN 38	PUNT
									TEN 14	4:02	6	91	-5	86	NYJ 41	TD
NYJ 20	4:16	7	19	0	19	NYJ 39	PUNT		TEN 10	4:18	7	44	-5	39	NYJ 38	DOWN
TEN 49	1:55	3	15	-10	5	TEN 44	PUNT		TEN 20	0:34	3	6	0	6	TEN 26	PUNT
NYJ 30	5:24	10	46	0	46	TEN 24	FG		TEN 20	2:42	12	61	0	61	*NYJ 19	DOWN

*= inside opponent's 20

NEW YORK JETS 19 at DALLAS COWBOYS 16 (12/19/15)

NEW YORK (32:17) AVERAGE—NYJ 19

DALLAS (27:43) AVERAGE—DAL 23

BEGIN	TIME	PLAYS	YDS	PEN	NET	LAST	RESULT	BEGIN	TIME	PLAYS	YDS	PEN	NET	LAST	RESULT
NYJ 15	1:09	3	3	0	3	NYJ 18	PUNT	DAL 21	4:11	9	70	0	70	*NYJ 9	FG
DAL 35	5:16	8	36	-5	31	*DAL 3	DOWNS	NYJ 43	1:11	3	3	-10	-7	NYJ 50	INT
NYJ 40	1:48	7	60	0	60	*DAL 12	TD	DAL 4	0:55	3	4	0	4	DAL 8	PUNT
NYJ 20	2:05	3	9	0	9	NYJ 29	PUNT	DAL 34	2:09	3	-3	0	-3	DAL 31	PUNT
DAL 24	2:44	4	16	-10	6	*DAL 18	FG	DAL 26	1:31	3	3	0	3	DAL 29	INT
NYJ 11	2:55	3	13	-11	2	NYJ 13	PUNT	DAL 21	2:19	4	17	0	17	DAL 38	PUNT
NYJ 21	1:17	7	38	14	52	DAL 27	MFG	DAL 45	0:30	4	40	15	55	*NYJ 10	TD
NYJ 15	5:39	11	43	0	43	DAL 42	PUNT	DAL 18	4:07	7	76	0	76	*NYJ 6	INT
NYJ 11	0:48	2	-1	0	-1	NYJ 10	INT	NYJ 21	0:42	4	2	0	2	*NYJ 19	FG
NYJ 25	1:59	4	18	0	18	NYJ 43	PUNT								
NYJ 30	5:07	9	80	-10	70	*DAL 3	TD	DAL 13	2:40	6	23	-5	18	DAL 31	PUNT
NYJ 20	1:19	8	58	0	58	DAL 22	FG	DAL 17	7:03	11	66	-15	51	NYJ 32	FG
NYJ 19	0:11	1	-1	0	-1	NYJ 19	End of Game	DAL 24	0:25	2	8	0	8	DAL 32	INT

*= inside opponent's 20

GAME-BY-GAME THIRD DOWNS

DATE	OPPONENT	MADE	JETS ATT.	PCT.	MADE	OPPONENTS ATT.	PCT.
9/13	vs. CLV	7	13	54%	8	16	50%
9/21	at IND	4	12	33%	6	14	43%
9/27	vs. PHI	7	17	41%	4	14	28%
10/4	at MIA	6	16	38%	0	12	0%
10/18	vs. WAS	7	14	50%	5	15	33%
10/25	at NE	8	14	57%	8	16	50%
11/1	at OAK	7	16	44%	4	10	40%
11/8	vs. JAX	5	15	33%	7	16	44%
11/12	vs. BUF	3	13	23%	5	16	31%
11/22	at HST	3	14	21%	7	18	39%
11/29	vs. MIA	10	17	59%	4	15	27%
12/6	at NYG	6	15	40%	4	15	27%
12/13	vs. TEN	7	15	47%	3	14	21%
12/19	at DAL	5	14	36%	2	11	18%
TOTAL		85	205	41.5%	67	202	33.2%

GAME-BY-GAME FOURTH DOWNS

DATE	OPPONENT	MADE	JETS ATT.	PCT.	MADE	OPPONENTS ATT.	PCT.
9/13	vs. CLV	0	1	0%	1	2	50%
9/21	at IND	0	0	0%	0	0	0%
9/27	vs. PHI	0	0	0%	0	0	0%
10/4	at MIA	0	0	0%	0	4	0%
10/18	vs. WAS	0	0	0%	1	2	50%
10/25	at NE	0	0	0%	1	1	100%
11/1	at OAK	1	3	33%	0	0	0%
11/8	vs. JAX	1	1	100%	0	0	0%
11/12	vs. BUF	1	3	33%	0	1	0%
11/22	at HST	1	2	50%	0	0	0%
11/29	vs. MIA	0	1	0%	2	2	100%
12/6	at NYG	1	1	100%	1	2	50%
12/13	vs. TEN	1	1	100%	1	3	33%
12/19	at DAL	0	1	0%	1	1	100%
TOTAL		6	14	42.8%	8	18	44.4%

GAME-BY-GAME OFFENSIVE STARTERS

Game	QB	RB	FB	TE	WR	WR	LT	LG	C	RG	RT
09/13 vs. CLV	Fitzpatrick	Ivory	Owusu (WR)	Cumberland	Decker	Marshall	Ferguson	Carpenter	Mangold	Colon	Giacomini
09/21 at IND	Fitzpatrick	Ivory	Bohanon	Owusu (WR)	Decker	Marshall	Ferguson	Carpenter	Mangold	Colon	Giacomini
09/27 vs. PHI	Fitzpatrick	Powell	Kerley (WR)	Cumberland	D. Smith	Marshall	Ferguson	Carpenter	Mangold	Colon	Giacomin
10/4 at MIA	Fitzpatrick	Ivory	Bohanon	Davis	D. Smith	Marshall	Ferguson	Carpenter	Mangold	Winters	Giacomini
10/18 vs. WAS	Fitzpatrick	Ivory	Enunwa (WR)	Cumberland	Decker	Marshall	Ferguson	Carpenter	Mangold	Colon	Giacomini
10/25 at NE	Fitzpatrick	Ivory	Bohanon	Cumberland	Decker	Marshall	Ferguson	Carpenter	Mangold	Colon	Giacomini
11/1 at OAK	Fitzpatrick	Ivory	Davis (TE)	Cumberland	Decker	Marshall	Ferguson	Carpenter	Johnson	Colon	Giacomini
11/8 vs. JAX	Fitzpatrick	Ivory	Bohanon	Qvale (OL)	K. Davis (TE)	Marshall	Ferguson	Carpenter	Mangold	Winters	Giacomini
11/12 vs. BUF	Fitzpatrick	Ivory	Thompkins (WR)	Cumberland	Decker	Marshall	Ferguson	Carpenter	Mangold	Winters	Giacomini
11/22 at HST	Fitzpatrick	Ivory	Enunwa (WR)	K. Davis	Decker	Marshall	Ferguson	Carpenter	Mangold	Winters	Giacomini
11/29 vs. MIA	Fitzpatrick	Ivory	Enunwa (WR)	K. Davis	Decker	Marshall	Ferguson	Carpenter	Mangold	Winters	Giacomini
12/6 at NYG	Fitzpatrick	Ivory	Enunwa (WR)	K. Davis	Decker	Marshall	Ferguson	Carpenter	Mangold	Winters	Giacomini
12/13 vs. TEN	Fitzpatrick	Ivory	D. Smith (WR)	K. Davis	Decker	Marshall	Ferguson	Carpenter	Mangold	Winters	Giacomini
12/19 at DAL	Fitzpatrick	Ivory	Enunwa (WR)	K. Davis	Decker	Marshall	Ferguson	Carpenter	Mangold	Winters	Giacomini

GAME-BY-GAME DEFENSIVE STARTERS

Game	END	NT	END	OLB	ILB	ILB	OLB	CB	CB	S	S
09/13 vs. CLV	Wilkerson	Harrison	L. Williams	Coples	D. Davis	Harris	Pace	Revis	Cromartie	Pryor	Gilchrist
09/21 at IND	Wilkerson	Harrison	L. Williams	Coples	D. Davis	Harris	Pace	Revis	Cromartie	Pryor	Gilchrist
09/27 vs. PHI	Wilkerson	Harrison	L. Williams	Skrine (CB)	D. Davis	Harris	Pace	Revis	Cromartie	Pryor	Gilchrist
10/4 at MIA	Wilkerson	Harrison	L. Williams	Skrine (CB)	D. Davis	Harris	Douzable (DE)	Revis	Cromartie	Pryor	Gilchrist
10/18 vs. WAS	Wilkerson	Harrison	Richardson	L. Williams (DE)	D. Davis	Harris	Pace	Revis	Cromartie	Pryor	Gilchrist
10/25 at NE	Wilkerson	Harrison	Richardson	Skrine (CB)	D. Davis	Harris	Pace	Revis	Cromartie	Pryor	Gilchrist
11/1 at OAK	Wilkerson	Harrison	L. Williams	Richardson (DE)	D. Davis	Harris	Pace	Revis	Cromartie	M. Williams	Gilchrist
11/8 vs. JAX	Wilkerson	Harrison	L. Williams	Richardson (DE)	D. Davis	Harris	Skrine (CB)	Revis	Cromartie	Bailey	Gilchrist
11/12 vs. BUF	Wilkerson	Harrison	L. Williams	Richardson (DE)	D. Davis	Harris	Pace	Revis	M. Williams	Miles	Gilchrist
11/22 at HST	Wilkerson	Harrison	L. Williams	Douzable	D. Davis	Harris	Pace	Revis	Cromartie	Pryor	Gilchrist
11/29 vs. MIA	Wilkerson	Harrison	L. Williams	Richardson (DE)	D. Davis	Harris	Skrine (CB)	M. Williams	Cromartie	Pryor	Gilchrist
12/6 at NYG	S. Bowen	Harrison	L. Williams	Richardson (DE)	D. Davis	Harris	Pace	Skrine	Cromartie	Pryor	Gilchrist
12/13 vs. TEN	Wilkerson	Harrison	L. Williams	Richardson (DE)	D. Davis	Harris	Pace	Revis	Cromartie	Skrine (CB)	Gilchrist
12/19 at DAL	Wilkerson	Harrison	L. Williams	Richardson (DE)	D. Davis	Harris	Skrine (CB)	Revis	Cromartie	Pryor	Gilchrist

GAME-BY-GAME STATISTICS

Game	JETS OFFENSE																						T.O.P.
	First Downs				Offense			Net Passing							Net Rushing				Pen		Fum		
	T	R	P	PN	AT	YDS	AVG.	A	C	I	YDS	TD	SK	AT	YDS	AVG	TD	NO	YDS	NO	LST		
9/13 vs. CLV	18	9	9	0	60	333	5.6	24	15	1	179	2	0	36	154	4.3	2	4	30	1	0	28:20	
9/21 at IND	20	3	13	4	62	344	5.5	34	22	1	243	2	1	27	101	3.7	0	8	90	1	0	31:48	
9/27 vs. PHI	19	4	14	1	75	323	4.3	58	35	3	276	2	1	16	47	2.9	0	6	53	2	1	31:49	
10/4 at MIA	23	13	8	2	72	425	5.9	29	6	1	218	1	0	43	207	4.8	2	14	163	0	0	37:23	
10/18 vs. WAS	22	10	11	1	67	474	7.1	26	19	1	253	2	0	41	221	5.4	2	1	5	2	2	32:39	
10/25 at NE	25	3	19	3	70	372	5.3	39	22	0	283	2	2	29	89	3.1	0	4	29	1	1	33:03	
11/1 at OAK	22	4	16	2	71	366	5.2	47	31	1	292	2	3	21	74	3.5	0	6	40	0	0	29:22	
11/8 vs. JAX	14	2	12	0	64	290	4.5	34	21	0	261	2	2	28	29	1.0	2	6	41	1	0	30:44	
11/12 vs. BUF	15	6	9	0	59	318	5.4	34	15	2	190	2	1	24	128	5.3	0	3	20	2	2	26:44	
11/22 at HST	16	5	10	1	63	267	4.2	39	19	2	197	1	3	21	70	3.3	1	7	54	1	0	26:35	
11/29 vs. MIA	24	10	13	1	72	411	5.7	37	22	0	274	4	1	34	137	4.0	1	6	40	1	0	31:16	
12/6 at NYG	28	5	21	2	77	463	6.0	50	35	0	373	2	3	24	90	3.8	0	8	61	2	1	38:31	
12/13 vs. TEN	24	11	13	0	71	439	6.2	21	36	0	256	3	1	34	183	5.4	0	3	20	0	0	35:56	
12/19 at DAL	20	4	15	1	67	372	5.6	39	26	1	299	1	2	26	73	2.8	1	8	61	0	0	32:17	
Total	290	89	183	18	950	5,197	5.5	526	320	13	3,594	28	20	404	1,603	4.0	11	84	707	14	7	31:35	

OPPONENTS

SEPT 1990																							
First Downs					Offense			Net Passing							Net Rushing				Pen		Fum		T.O.P.
Game	T	R	P	PN	AT	YDS	AVG.	A	C	I	YDS	TD	SK	AT	YDS	AVG	TD	NO	YDS	NO	LST		
9/13 vs. CLV	15	5	10	0	63	321	5.1	32	18	1	217	1	3	28	104	3.7	0	12	109	4	4	31:40	
9/21 at IND	17	4	11	2	61	343	5.6	37	21	3	250	1	0	24	93	3.9	0	11	84	2	2	28:12	
9/27 vs. PHI	18	8	6	4	67	231	3.4	28	14	0	108	1	1	38	123	3.2	1	5	21	1	1	28:11	
10/4 at MIA	17	4	8	5	58	226	3.9	44	19	2	167	2	3	11	59	5.4	0	9	80	1	0	22:37	
10/18 vs. WAS	14	1	12	1	62	225	3.6	44	25	2	191	1	1	17	34	2.0	0	3	15	0	0	27:21	
10/25 at NE	20	3	17	0	66	353	5.3	54	34	0	337	2	3	9	16	1.8	1	4	38	1	0	26:57	
11/1 at OAK	21	7	13	1	61	451	7.4	23	36	0	333	4	0	25	118	4.7	0	6	61	0	0	30:38	
11/8 vs. JAX	19	3	16	0	65	436	6.7	40	24	2	338	2	6	19	98	5.2	0	4	30	3	2	29:16	
11/12 vs. BUF	13	7	6	0	64	280	4.4	27	17	0	132	1	4	33	148	4.5	0	5	44	1	0	33:16	
11/22 at HST	19	6	12	1	73	364	5.0	35	17	0	241	3	1	37	123	3.3	0	3	54	2	1	33:25	
11/29 vs. MIA	20	0	19	1	70	333	4.8	58	33	1	321	3	3	9	12	1.3	0	6	45	4	1	28:44	
12/6 at NYG	14	2	9	3	61	355	5.8	34	18	1	297	1	3	24	74	3.1	0	8	60	0	0	29:56	
12/13 vs. TEN	15	0	14	1	58	292	5.0	40	22	1	268	1	5	13	24	1.8	0	3	20	1	0	24:04	
12/19 at DAL	15	5	9	1	56	309	5.5	33	18	4	195	1	2	21	133	6.3	0	6	54	0	0	27:43	
Total	237	55	162	20	885	4,519	5.1	542	303	17	3,360	24	35	308	1,159	3.8	2	85	715	20	11	28:25	



PLAYER PARTICIPATION

PLAYER	CLV	AT	IND	PHI	AT	MIA	WAS	AT	NE	AT	OAK	JAX	BUF	AT	HST	MIA	AT	NYG	TEN	AT	DAL	NE	AT	BUF	GP/GS/DNP/IA
ABOUSHI, ODAY	R/SUS	NWT	NWT	NWT	NWT	NWT	NWT	NWT	NWT	NWT	NWT	NWT	NWT	NWT	NWT	NWT	NWT	NWT	NWT	NWT	NWT				0/0/0/0
BAILEY, DION	NWT	NWT	NWT	X	X	X	X	SS	IA	IA	IA	IA	IA	IA	IA	IA	IA	IA	IA	IA	IA				4/1/0/6
BARNES, T.J.	X	X	X	X	X	X	IA	X	IA	PS	PS	PS	NWT	NWT	NWT										6/0/0/2
BOHANON, TOMMY	X	FB	X	FB	X	FB	X	FB	X	FB	X	FB	X	X	X	X	X	X	X	X	X				14/4/0/0
BOWEN, STEPHEN	X	X	X	X	IA	X	X	X	X	X	X	X	X	X	X	X	DE	X	X	X	X				13/1/0/1
BULLOCK, RANDY	NWT	NWT	NWT	NWT	NWT	NWT	NWT	NWT	NWT	K	K	K	K	K	K	K	K	K	K	K	K				6/0/0/0
CARPENTER, JAMES	LG	LG	LG	LG	LG	LG	LG	LG	LG	LG	LG	LG	LG	LG	LG	LG	LG	LG	LG	LG	LG				14/14/0/0
CATAPANO, MIKE	PS	PS	PS	PS	PS	PS	PS	PS	PS	PS	X	X	X	X	IR	IR									3/0/0/0
COLON, WILLIE	RG	RG	RG	IA	RG	RG	RG	RG	IA	IR	IR	IR	IR	IR	IR	IR	IR	IR	IR	IR	IR				6/6/0/2
COPLES, QUINTON	OLB	OLB	X	X	X	X	X	X	X	X	X	X	NWT	NWT	NWT	NWT	NWT	NWT	NWT	NWT	NWT				10/2/0/0
CROMARTIE, ANTONIO	CB	CB	CB	CB	CB	CB	CB	CB	CB	CB	CB	CB	CB	CB	CB	CB	CB	CB	CB	CB	CB				13/13/0/1
CUMBERLAND, JEFF	TE	X	TE	IA	TE	TE	TE	TE	X	TE	X	X	X	X	X	X	X	X	X	X	X				13/6/0/1
DAVIS, DEMARIO	ILB	ILB	ILB	ILB	ILB	ILB	ILB	ILB	ILB	ILB	ILB	ILB	ILB	ILB	ILB	ILB	ILB	ILB	ILB	ILB	ILB				14/14/0/0
DAVIS, KELLEN	X	X	X	TE	X	X	FB	TE	TE	TE	TE	TE	TE	TE	TE	TE	TE	TE	TE	TE	TE				14/8/0/0
DECKER, ERIC	WR	WR	IA	X	WR	WR	WR	WR	X	WR	WR	WR	WR	WR	WR	WR	WR	WR	WR	WR	WR				13/11/0/1
DOUZABLE, LEGER	X	X	X	DE	X	X	X	X	X	X	OLB	X	X	X	X	X	X	X	X	X	X				14/2/0/0
DOZIER, DAKOTA	X	DNP	X	X	DNP	X	DNP	X	DNP	IA	IA	IA	IA	IA	IA	IA	IA	IA	IA	IA	IA				4/0/3/7
ENUNWA, QUINCY	X	X	X	X	WR	R/SUS	R/SUS	R/SUS	R/SUS	WR	WR	WR	WR	WR	WR	WR	WR	WR	X	WR					10/5/0/0
FERGUSON, D'BRICKASHAW	LT	LT	LT	LT	LT	LT	LT	LT	LT	LT	LT	LT	LT	LT	LT	LT	LT	LT	LT	LT	LT				14/14/0/0
FITZPATRICK, RYAN	QB	QB	QB	QB	QB	QB	QB	QB	QB	QB	QB	QB	QB	QB	QB	QB	QB	QB	QB	QB	QB				14/14/0/0
FOLK, NICK	K	K	K	K	K	K	K	K	X	IR	IR	IR	IR	IR	IR	IR	IR	IR	IR	IR	IR				8/0/0/0
GIACOMINI, BRENO	RT	RT	RT	RT	RT	RT	RT	RT	RT	RT	RT	RT	RT	RT	RT	RT	RT	RT	RT	RT	RT				14/14/0/0
GILCHRIST, MARCUS	FS	FS	FS	FS	FS	FS	FS	FS	FS	FS	FS	FS	FS	FS	FS	FS	FS	FS	FS	FS	FS				14/14/0/0
HARRIS, DAVID	ILB	ILB	ILB	ILB	ILB	ILB	ILB	ILB	ILB	ILB	ILB	ILB	ILB	ILB	ILB	ILB	ILB	ILB	ILB	ILB	ILB				14/14/0/0
HARRISON, DAMON	NT	NT	NT	NT	DT	NT	NT	NT	NT	NT	NT	NT	NT	NT	NT	NT	NT	NT	NT	NT	NT				14/14/0/0
HARRISON, JARVIS	IA	IA	IA	IA	IA	IA	IA	IA	NWT	PS	PS	PS	PS	PS	PS	PS	PS	PS	PS	PS	PS				0/0/0/7
HENDERSON, ERIN	X	X	X	X	X	X	X	X	X	X	X	X	X	X	X	X	X	X	X	X	X				14/0/0/0
IJALANA, BEN	IA	IA	IA	IA	IA	IA	IA	IA	IA	IA	IA	IA	IA	IA	IA	IA	IA	IA	IA	IA	IA				0/0/0/14
IVORY, CHRIS	RB	RB	DNP	RB	RB	RB	RB	RB	RB	RB	RB	RB	RB	RB	RB	RB	RB	RB	RB	RB	RB				13/13/1/0
JARRETT, JAIQUAWN	X	X	X	X	IA	IR	IR	IR	IR	IR	IR	IR	IR	IR	IR	IR	IR	IR	IR	IR	IR				4/0/0/1
JOHNSON, WESLEY	PS	PS	PS	PS	PS	PS	PS	C	X	X	X	X	X	X	X	X	X	X	X	X	X				8/1/0/0
JONES, TAIWAN	PS	PS	PS	PS	PS	PS	PS	PS	PS	PS	PS	PS	PS	PS	PS	PS	PS	PS	PS	PS	IA				0/0/0/1
KERLEY, JEREMY	X	X	WR	X	X	X	X	X	X	X	X	X	X	X	X	X	X	X	X	X	X				14/1/0/0
LATTIMORE, JAMARI	X	X	X	IA	X	X	X	X	X	X	X	X	X	X	X	X	X	X	X	X	X				13/0/0/1
MANGOLD, NICK	C	C	C	C	C	C	C	IA	C	C	C	C	C	C	C	C	C	C	C	C	C				13/13/0/1
MARSHALL, BRANDON	WR	WR	WR	WR	WR	WR	WR	WR	WR	WR	WR	WR	WR	WR	WR	WR	WR	WR	WR	WR	WR				14/14/0/0
MARTIN, JOSH	NWT	NWT	NWT	NWT	NWT	NWT	NWT	NWT	NWT	NWT	NWT	NWT	NWT	NWT	NWT	IA	IA	IA	IA	IA	IA				0/0/0/4
MARTIN, RONALD	X	X	X	PS	PS	PS	PS	PS	PS	X	NWT	PS	PS	X	X										6/0/0/0
MAULDIN, LORENZO	X	IA	X	X	X	X	X	X	X	X	X	X	X	X	X	X	X	X	X	X	X				14/0/0/1
MCDUGLE, DEXTER	IA	X	X	X	X	X	X	X	X	X	X	X	X	X	X	X	X	X	X	X	IA				12/0/0/2
MILES, RONTEZ	PS	PS	PS	PS	PS	PS	PS	PS	X	SS	X	X	X	X	X	X	X	X	X	X	X				7/1/0/0
MILLINER, DEE	IR	IR	IR	IR	IR	IR	IR	IR	IR	X	IA	X	X	X	X	X	X	X	X	X	X				5/0/0/1
OWUSU, CHRIS	WR	WR	IA	IA	IA	X	IR	IR	IR	IR	IR	IR	IR	IR	IR	IR	IR	IR	IR	IR	IR				3/2/0/3
PACE, CALVIN	OLB	OLB	OLB	X	OLB	OLB	OLB	X	OLB	OLB	X	OLB	OLB	X	OLB	OLB	X								14/10/0/0
PETTY, BRYCE	DNP	DNP	DNP	DNP	IA	IA	IA	IA	IA	IA	IA	IA	IA	IA	IA	IA	IA	IA	IA	IA	IA				0/0/4/10
POWELL, BILAL	X	X	RB	X	X	IA	IA	IA	IA	IA	X	X	X	X	X	X	X	X	X	X	X				10/1/0/4
PRYOR, CALVIN	SS	SS	SS	SS	SS	SS	SS	IA	IA	IA	SS	SS	SS	SS	SS	SS	X	SS							11/10/0/3
PURDUM, TANNER	LS	LS	LS	LS	LS	LS	LS	LS	LS	LS	LS	LS	LS	LS	LS	LS	LS	LS	LS	LS	LS				14/0/0/0
QUIGLEY, RYAN	P	P	P	P	P	IA	P	P/K	P	P	P	P	P	P	P	P	P	P	P	P	P				13/0/0/1
QVALE, BRENT	X	X	X	X	X	X	X	X	TE	X	X	X	X	X	X	X	X	X	X	X	X				14/1/0/0
REILLY, TREVOR	X	X	IA	X	X	X	X	X	X	X	X	X	X	X	X	X	X	X	X	X	X				13/0/0/1
REVIS, DARRELLE	CB	CB	CB	CB	CB	CB	CB	CB	CB	CB	CB	CB	CB	CB	CB	IA	IA	CB	CB	CB	CB				12/12/0/2
RICHARDSON, SHELDON	R/SUS	R/SUS	R/SUS	R/SUS	DT	DE	OLB	OLB	DE	IA	DE	DE	DE	DE	DE	DE	DE	DE	DE	DE	DE				9/9/0/1
RIDLEY, STEVAN	IR	IR	IR	IR	IR	IR	DNP	DNP	X	X	X	X	X	X	X	X	X	X	X	X	X				6/0/2/0
SAXTON, WES	PS	PS	PS	X	PS	PS	PS	PS	PS	PS	PS	PS	PS	PS	PS	PS	PS	PS	PS	PS	PS				1/0/0/0
SIMON, DEON	IA	IA	IA	PS	PS	PS	PS	PS	PS	PS	PS	PS	PS	PS	PS	PS	PS	PS	PS	PS	PS				0/0/0/1
SKRINE, BUSTER	X	X	CB	CB	X	CB	X	CB	X	X	CB	X	CB	X	X	CB	CB	CB	CB	CB	CB				14/8/0/0
SMITH, DEVIN	IA	IA	WR	WR	X	X	IA	X	X	X	X	X	X	X	X	X	X	WR	IR						10/3/0/3
SMITH, GENO	IA	IA	DNP	DNP	DNP	DNP	X	DNP	DNP	DNP	DNP	DNP	DNP	DNP	DNP	DNP	DNP	DNP	DNP	DNP	DNP				1/0/11/2
STACY, ZAC	IA	X	X	X	X	X	X	X	X	X	IR	IR	IR	IR	IR	IR	IR	IR	IR	IR	IR				8/0/0/1
THOMPSON, KENBRELL	NWT	NWT	NWT	NWT	PS	IA	X	X	WR	IA	IA	X	IA	X	IA	X	IA	X							5/1/0/4
WALLS, DARRIN	X	IA	IA	IA	X	X	X	X	X	X	X	X	X	X	X	X	X	X	X	X	X				11/0/0/3
WEATHERFORD, STEVE	NWT	NWT	NWT	NWT	NWT	P	NWT	NWT	NWT	NWT	NWT	NWT	NWT	NWT	NWT	NWT	NWT	NWT	NWT	NWT	NWT				1/0/0/0
WILKERSON, MUHAMMAD	DE	DE	DE	DE	DE	DE	DE	DE	DE	DE	DE	DE	DE	DE	DE	DE	X	DE	DE	DE	DE				14/13/0/0
WILLIAMS, LEONARD	DE	DE	DE	DE	DE	X	DE	DE	DE	DE	DE	DE	DE	DE	DE	DE	DE	DE	DE	DE	DE				14/13/0/0
WILLIAMS, MARCUS	X	X	X	X	IA	X	SS	X	CB	X	CB	IA	IA	X											11/3/0/3
WINTERS, BRIAN	X	X	X	RG	X	X	X	RG	RG	RG	RG	RG	RG	RG	RG	RG	RG	RG	RG	RG	RG				14/8/0/0

ITALICS = NO LONGER WITH 2015 TEAM

KEY:

X - PLAYED; DNP - DID NOT PLAY; IA - INACTIVE; IR - INJURED RESERVE; NWT - NOT WITH TEAM; PUP - PHYSICALLY UNABLE TO PERFORM LIST; PS - PRACTICE SQUAD; R/SUS - RESERVE/SUSPENDED; R/RET - RESERVE RETIRED; EXPT - ON EXEMPT LIST

OFFENSE

WR	15 Brandon Marshall	81 Quincy Enunwa	11 Jeremy Kerley
LT	60 D'Brickashaw Ferguson	71 Ben Ijalana	
LG	77 James Carpenter	70 Dakota Dozier	
C	74 Nick Mangold	76 Wesley Johnson	
RG	67 Brian Winters	70 Dakota Dozier	
RT	68 Breno Giacomini	79 Brent Qvale	
TE	85 Jeff Cumberland	47 Kellen Davis	
WR	87 Eric Decker	10 Kenbrell Thompson	
QB	14 Ryan Fitzpatrick	7 Geno Smith	<u>9 Bryce Petty</u>
FB	40 Tommy Bohanon		
RB	33 Chris Ivory	29 Bilal Powell	22 Stevan Ridley

DEFENSE

DE	96 Muhammad Wilkerson	78 Leger Douzable	72 Stephen Bowen
NT	94 Damon Harrison		
DE	<u>92 Leonard Williams</u>	91 Sheldon Richardson	
OLB	<u>55 Lorenzo Mauldin</u>	95 Josh Martin	
ILB	56 Demario Davis	54 Jamari Lattimore	
ILB	52 David Harris	58 Erin Henderson	<u>49 Taiwan Jones</u>
OLB	97 Calvin Pace	57 Trevor Reilly	
CB	31 Antonio Cromartie	41 Buster Skrine	26 Darrin Walls
			27 Dee Milliner
CB	24 Darrelle Revis	20 Marcus Williams	23 Dexter McDougale
SS	25 Calvin Pryor	34 Dion Bailey	<u>42 Ronald Martin</u>
FS	21 Marcus Gilchrist	45 Rontez Miles	

SPECIAL TEAMS

K	8 Randy Bullock	
P	4 Ryan Quigley	
H	4 Ryan Quigley	
PR	11 Jeremy Kerley	87 Eric Decker
KR	31 Antonio Cromartie	10 Kenbrell Thompson
LS	46 Tanner Purdum	

Rookies are Underlined

ALPHABETICAL ROSTER

NO.	NAME	POS	HT	WT	AGE	EXP	COLLEGE	HOMETOWN	HOW ACQ.
34	BAILEY, DION	S	6-0	211	23	2	SOUTHERN CALIFORNIA	LAKEWOOD, CA	W-15 (SEA)
40	BOHANON, TOMMY	FB	6-1	247	25	3	WAKE FOREST	NORTH FORT MYERS, FL	D7-13
72	BOWEN, STEPHEN	DE	6-5	300	31	10	HOFSTRA	DIX HILLS, NY	FA-15
8	BULLOCK, RANDY	K	5-9	206	25	4	TEXAS A&M	LAFAYETTE, LA	FA-15
77	CARPENTER, JAMES	LG	6-5	321	26	5	ALABAMA	AUGUSTA, GA	UFA-15 (SEA)
31	CROMARTIE, ANTONIO	CB	6-2	210	31	10	FLORIDA STATE	TALLAHASSEE, FL	UFA-15 (ARZ)
85	CUMBERLAND, JEFF	TE	6-4	260	28	6	ILLINOIS	COLUMBUS, OH	FA-10
56	DAVIS, DEMARIO	ILB	6-2	239	26	4	ARKANSAS STATE	BRANDON, MS	D3-12
47	DAVIS, KELLEN	TE	6-7	265	30	8	MICHIGAN STATE	ADRIAN, MI	UFA-15 (DET)
87	DECKER, ERIC	WR	6-3	214	28	6	MINNESOTA	COLD SPRING, MN	UFA-14 (DEN)
78	DOUZABLE, LEGER	DE	6-4	284	29	8	CENTRAL FLORIDA	TAMPA, FL	FA-13
70	DOZIER, DAKOTA	RG	6-4	313	24	2	FURMAN	WEST COLUMBIA, SC	D4C-14
81	ENUNWA, QUINCY	WR	6-2	225	23	1	NEBRASKA	MORENO VALLEY, CA	D6B-14
60	FERGUSON, D'BRICKASHAW	LT	6-6	310	31	10	VIRGINIA	FREEPORT, NY	D1A-06
14	FITZPATRICK, RYAN	QB	6-2	223	33	11	HARVARD	GILBERT, AZ	T-15 (HST)
68	GIACOMINI, BRENO	RT	6-7	318	30	8	LOUISVILLE	CAMBRIDGE, MA	UFA-14 (SEA)
21	GILCHRIST, MARCUS	FS	5-10	198	26	5	CLEMSON	HIGH POINT, NC	UFA-15 (SD)
52	HARRIS, DAVID	ILB	6-2	250	31	9	MICHIGAN	GRAND RAPIDS, MI	D2-07
94	HARRISON, DAMON	NT	6-4	350	27	4	WILLIAM PENN	LAKE CHARLES, LA	FA-12
58	HENDERSON, ERIN	ILB	6-3	244	29	7	MARYLAND	ABERDEEN, MD	FA-15
71	IJALANA, BEN	LT	6-4	322	26	5	VILLANOVA	NORTH BRUNSWICK, NJ	W-13 (IND)
33	IVORY, CHRIS	RB	6-0	222	27	6	TIFFIN	LONGVIEW, TX	T-13 (NO)
49	JONES, TAIWAN	ILB	6-3	252	22	R	MICHIGAN STATE	NEW BALTIMORE, MI	FA-15
76	JOHNSON, WESLEY	LG	6-5	297	24	2	VANDERBILT	NASHVILLE, TN	W-14 (PIT)
11	KERLEY, JEREMY	WR	5-9	188	27	5	TCU	HUTTO, TX	D5-11
54	LATTIMORE, JAMARI	ILB	6-2	229	27	5	MIDDLE TENNESSEE STATE	MIAMI, FL	UFA-15 (GB)
74	MANGOLD, NICK	C	6-4	307	31	10	OHIO STATE	CENTERVILLE, OH	D1B-06
15	MARSHALL, BRANDON	WR	6-4	230	31	10	CENTRAL FLORIDA	WINTER PARK, FL	T-15 (CHI)
95	MARTIN, JOSH	OLB	6-3	245	24	3	COLUMBIA	AURORA, CO	FA-15
42	MARTIN, RONALD	S	6-2	220	22	R	LSU	PLAQUEMINE, LA	W-15 (SEA)
55	MAULDIN, LORENZO	OLB	6-4	259	23	R	LOUISVILLE	ATLANTA, GA	D3-15
23	MCDUGLE, DEXTER	CB	5-10	195	24	2	MARYLAND	FALMOUTH, VA	D3-14
45	MILES, RONTEZ	SS	6-0	203	27	1	CALIFORNIA (PA)	BRADDOCK, PA	FA-13
27	MILLINER, DEE	CB	6-0	201	24	3	ALABAMA	MILLBROOK, AL	D1A-13
97	PACE, CALVIN	OLB	6-4	265	35	13	WAKE FOREST	DOUGLASVILLE, GA	UFA-08 (ARZ)
9	PETTY, BRYCE	QB	6-3	230	24	R	BAYLOR	MIDLOTHIAN, TX	D4-15
29	POWELL, BILAL	RB	5-10	204	27	5	LOUISVILLE	LAKELAND, FL	D4-11
25	PRYOR, CALVIN	SS	5-11	207	23	2	LOUISVILLE	PORT ST. JOE, FL	D1-14
46	PURDUM, TANNER	LS	6-3	270	31	6	BAKER	WACO, TX	FA-10
4	QUIGLEY, RYAN	P	6-3	188	25	3	BOSTON COLLEGE	LITTLE RIVER, SC	FA-13
79	QVALE, BRENT	LG	6-7	315	24	1	NEBRASKA	WILLISTON, ND	FA-14
57	REILLY, TREVOR	OLB	6-5	245	27	2	UTAH	VALLEY CENTER, CA	D7-14
24	REVIS, DARRELLE	CB	5-11	198	30	9	PITTSBURGH	ALIQUIPPA, PA	UFA-15 (NE)
91	RICHARDSON, SHELDON	DE	6-3	294	25	3	MISSOURI	ST. LOUIS, MO	D1B-13
22	RIDLEY, STEVAN	RB	5-11	220	26	5	LSU	NATCHEZ, MS	UFA-15 (NE)
41	SKRINE, BUSTER	CB	5-9	185	26	5	TENNESSEE-CHATTANOOGA	WOODSTOCK, GA	UFA-15 (CLV)
7	SMITH, GENO	QB	6-3	221	25	3	WEST VIRGINIA	MIAMI, FL	D2-13
10	THOMPSON, KENBRELL	WR	6-0	195	27	3	CINCINNATI	MIAMI, FL	FA-15
26	WALLS, DARRIN	CB	6-0	190	27	5	NOTRE DAME	PITTSBURGH, PA	FA-12
96	WILKERSON, MUHAMMAD	DE	6-4	315	26	5	TEMPLE	LINDEN, NJ	D1-11
92	WILLIAMS, LEONARD	DE	6-5	302	21	R	SOUTHERN CALIFORNIA	DAYTONA BEACH, FL	D1-15
20	WILLIAMS, MARCUS	CB	5-11	196	24	2	NORTH DAKOTA STATE	MINNEAPOLIS, MN	FA-14
67	WINTERS, BRIAN	LG	6-4	320	24	3	KENT STATE	HUDSON, OH	D3-13

ROSTER - 53

PRACTICE SQUAD

50	BARNES, DEION	OLB	6-0	255	22	R	PENN STATE	PHILADELPHIA, PA	FA-15
82	BOSTICK, BRANDON	TE	6-3	250	26	3	NEWBERRY	FLORENCE, SC	FA-15
64	HARRISON, JARVIS	RG	6-4	330	23	R	TEXAS A&M	NAVASOTA, TX	FA-15
43	HOWSARE, JULIAN	FB/OLB	6-3	255	23	R	CLARION	ALTOONA, PA	FA-15
75	OKOYE, LAWRENCE	OL	6-6	304	24	2	NONE	CROYDON, UK	FA-15
86	SAXTON, WES	TE	6-4	235	22	R	SOUTH ALABAMA	HUEYTOWN, AL	FA-15
32	SHORT, KEVIN	CB	6-2	185	23	R	FORT SCOTT CC (KA)	FLORISSANT, MO	FA-15
93	SIMON, DEON	NT	6-4	332	25	R	NORTHWESTERN STATE (LA)	BATON ROUGE, LA	D7-15
51	STANFORD, JULIAN	LB	6-1	230	25	3	WAGNER COLLEGE	BLOOMFIELD, CT	FA-15

RESERVE/INJURED

39	ALLEN, ANTONIO	FS	6-1	210	27	4	SOUTH CAROLINA	OCALA, FL	D7A-12
88	AMARO, JACE	TE	6-5	265	23	2	TEXAS TECH	SAN ANTONIO, TX	D2-14
53	CATAPANO, MIKE	DE	6-4	270	25	3	PRINCETON	CHAMINADE, NY	FA-15
66	COLON, WILLIE	RG	6-3	315	32	10	HOFSTRA	BRONX, NY	FA-13
2	FOLK, NICK	K	6-1	222	31	9	ARIZONA	HOLLYWOOD, CA	FA-10
37	JARRETT, JAIQUAWN	SS	6-0	196	26	4	TEMPLE	BROOKLYN, NY	FA-12
17	OWUSU, CHRIS	WR	6-2	200	25	4	STANFORD	WESTLAKE VILLAGE, CA	FA-14
19	SMITH, DEVIN	WR	6-1	199	23	R	OHIO STATE	MASSILLON, OH	D2-15
30	STACY, ZAC	RB	5-9	224	24	3	VANDERBILT	CENTREVILLE, AL	T-15 (SL)
44	SUDFELD, ZACH	TE	6-7	260	26	3	NEVADA	SANTA CRUZ, CA	W-13 (NE)

NUMERICAL ROSTER



NO.	NAME	POS	HT	WT	AGE	EXP	COLLEGE	HOMETOWN	GP/GS/DNP/IA
4	RYAN QUIGLEY	P	6-3	188	25	3	BOSTON COLLEGE	LITTLE RIVER, SC	13/0/0/1
7	GENO SMITH	QB	6-3	221	25	3	WEST VIRGINIA	MIAMI, FL	1/0/11/2
8	RANDY BULLOCK	K	5-9	206	26	4	TEXAS A&M	LAFAYETTE, LA	6/0/0/0
9	BRYCE PETTY	QB	6-3	230	24	R	BAYLOR	MIDLOTHIAN, TX	0/0/4/10
10	KENBRELL THOMPSON	WR	6-0	195	27	3	CINCINNATI	MIAMI, FL	6/1/0/4
11	JEREMY KERLEY	WR	5-9	188	27	5	TCU	HUTTO, TX	14/1/0/0
14	RYAN FITZPATRICK	QB	6-2	223	33	11	HARVARD	GILBERT, AZ	14/14/0/0
15	BRANDON MARSHALL	WR	6-4	230	31	10	CENTRAL FLORIDA	WINTER PARK, FL	14/14/0/0
20	MARCUS WILLIAMS	CB	5-11	196	24	2	NORTH DAKOTA STATE	MINNEAPOLIS, MN	11/3/0/3
21	MARCUS GILCHRIST	FS	5-10	198	27	5	CLEMSON	HIGH POINT, NC	14/14/0/0
22	STEVEN RIDLEY	RB	5-11	220	26	5	LSU	NATCHEZ, MS	6/0/2/0
23	DEXTER MCDUGGLE	CB	5-10	195	24	2	MARYLAND	FALMOUTH, VA	12/0/0/2
24	DARRELL REVIS	CB	5-11	198	30	9	PITTSBURGH	ALIQUIPPA, PA	12/12/0/2
25	CALVIN PRYOR	SS	5-11	207	23	2	LOUISVILLE	PORT ST. JOE, FL	11/10/0/3
26	DARRIN WALLS	CB	6-0	190	27	5	NOTRE DAME	PITTSBURGH, PA	11/0/0/3
27	DEE MILLINER	CB	6-0	201	24	3	ALABAMA	MILLBROOK, AL	5/0/0/1
29	BILAL POWELL	RB	5-10	204	27	5	LOUISVILLE	LAKELAND, FL	10/1/0/4
31	ANTONIO CROMARTIE	CB	6-2	210	31	10	FLORIDA STATE	TALLAHASSEE, FL	13/13/0/1
33	CHRIS IVORY	RB	6-0	222	27	6	TIFFIN	LONGVIEW, TX	13/13/1/0
34	DION BAILEY	S	6-0	211	23	2	SOUTHERN CALIFORNIA	LAKEWOOD, CA	5/1/0/6
40	TOMMY BOHANON	FB	6-1	247	25	3	WAKE FOREST	NORTH FORT MYERS, FL	14/4/0/0
41	BUSTER SKRINE	CB	5-9	185	26	5	TENNESSEE-CHATTANOOGA	WOODSTOCK, GA	14/8/0/0
42	RONALD MARTIN	S	6-2	220	22	R	LSU	PLAQUEMINE, LA	6/0/0/0
45	RONTEZ MILES	SS	6-0	203	27	1	CALIFORNIA (PA)	BRADDOCK, PA	7/1/0/0
46	TANNER PURDUM	LS	6-3	270	31	6	BAKER	WACO, TX	14/0/0/0
47	KELLEN DAVIS	TE	6-7	265	30	8	MICHIGAN STATE	ADRIAN, MI	14/8/0/0
49	TAIWAN JONES	ILB	6-3	252	22	R	MICHIGAN STATE	NEW BALTIMORE, MI	0/0/0/1
52	DAVID HARRIS	ILB	6-2	250	31	9	MICHIGAN	GRAND RAPIDS, MI	14/14/0/0
54	JAMARI LATTIMORE	ILB	6-2	229	27	5	MIDDLE TENNESSEE STATE	MIAMI, FL	13/0/0/1
55	LORENZO MAULDIN	OLB	6-4	259	23	R	LOUISVILLE	ATLANTA, GA	13/0/0/1
56	DEMARIO DAVIS	ILB	6-2	239	26	4	ARKANSAS STATE	BRANDON, MS	14/14/0/0
57	TREVOR REILLY	OLB	6-5	245	27	2	UTAH	VALLEY CENTER, CA	12/0/0/1
58	ERIN HENDERSON	ILB	6-3	244	29	7	MARYLAND	ABERDEEN, MD	14/0/0/0
60	D'BRICKASHAW FERGUSON	LT	6-6	310	32	10	VIRGINIA	FREEPORT, NY	14/14/0/0
67	BRIAN WINTERS	LG	6-4	320	24	3	KENT STATE	HUDSON, OH	14/8/0/0
68	BRENO GIACOMINI	RT	6-7	318	30	8	LOUISVILLE	CAMBRIDGE, MA	14/14/0/0
70	DAKOTA DOZIER	RG	6-4	313	24	2	FURMAN	WEST COLUMBIA, SC	4/0/3/7
71	BEN IJALANA	LT	6-4	322	26	5	VILLANOVA	NORTH BRUNSWICK, NJ	0/0/0/14
72	STEPHEN BOWEN	DE	6-5	300	31	10	HOFSTRA	DIX HILLS, NY	13/1/0/1
74	NICK MANGOLD	C	6-4	307	31	10	OHIO STATE	CENTERVILLE, OH	13/13/0/1
76	WESLEY JOHNSON	LG	6-5	297	24	2	VANDERBILT	NASHVILLE, TN	9/1/0/0
77	JAMES CARPENTER	LG	6-5	321	26	5	ALABAMA	AUGUSTA, GA	14/14/0/0
78	LEGER DOUZABLE	DE	6-4	284	29	8	CENTRAL FLORIDA	TAMPA, FL	14/2/0/0
79	BRENT QVALE	LG	6-7	315	24	1	NEBRASKA	WILLISTON, ND	13/2/0/0
81	QUINCY ENUNWA	WR	6-2	225	23	1	NEBRASKA	MORENO VALLEY, CA	10/5/0/0
85	JEFF CUMBERLAND	TE	6-4	260	28	6	ILLINOIS	COLUMBUS, OH	13/6/0/1
87	ERIC DECKER	WR	6-3	214	28	6	MINNESOTA	COLD SPRING, MN	12/10/0/1
91	SHELDON RICHARDSON	DE	6-3	294	25	3	MISSOURI	ST. LOUIS, MO	9/9/0/1
92	LEONARD WILLIAMS	DE	6-5	302	21	R	SOUTHERN CALIFORNIA	DAYTONA BEACH, FL	14/13/0/0
94	DAMON HARRISON	NT	6-4	350	27	4	WILLIAM PENN	LAKE CHARLES, LA	14/14/0/0
95	JOSH MARTIN	OLB	6-3	245	24	3	COLUMBIA	AURORA, CO	0/0/0/4
96	MUHAMMAD WILKERSON	DE	6-4	315	26	5	TEMPLE	LINDEN, NJ	14/13/0/0
97	CALVIN PACE	OLB	6-4	265	35	13	WAKE FOREST	DOUGLASVILLE, GA	14/10/0/0

ROSTER - 53

PRACTICE SQUAD

32	KEVIN SHORT	CB	6-2	185	23	R	FORT SCOTT CC (KA)	FLORISSANT, MO	0/0/0/0
43	JULIAN HOWSARE	FB/OLB	6-3	255	23	R	CLARION	ALTOONA, PA	0/0/0/0
50	DEION BARNES	OLB	6-4	255	22	R	PENN STATE	PHILADELPHIA, PA	0/0/0/0
51	JULIAN STANFORD	LB	6-1	230	25	3	WAGNER COLLEGE	BLOOMFIELD, CT	0/0/0/0
64	JARVIS HARRISON	RG	6-4	330	23	R	TEXAS A&M	NAVASOTA, TX	0/0/0/7
75	LAWRENCE OKOYE	OL	6-6	304	24	2	NONE	CROYDON, UK	0/0/0/0
82	BRANDON BOSTICK	TE	6-3	250	26	3	NEWBERRY	FLORENCE, SC	0/0/0/0
86	WES SAXTON	TE	6-4	235	22	R	SOUTH ALABAMA	HUEYTOWN, AL	1/0/0/0
93	DEON SIMON	NT	6-4	332	25	R	NORTHWESTERN STATE (LA)	BATON ROUGE, LA	0/0/0/3

RESERVE/INJURED

2	NICK FOLK	K	6-1	222	31	9	ARIZONA	HOLLYWOOD, CA	8/0/0/0
17	CHRIS OWUSU	WR	6-2	200	25	4	STANFORD	WESTLAKE VILLAGE, CA	3/2/0/3
19	DEVIN SMITH	WR	6-1	199	23	R	OHIO STATE	MASSILLON, OH	10/3/0/3
30	ZAC STACY	RB	5-9	224	24	3	VANDERBILT	CENTREVILLE, AL	8/0/0/1
37	JAIQUAWN JARRETT	SS	6-0	196	26	4	TEMPLE	BROOKLYN, NY	4/0/0/1
39	ANTONIO ALLEN	FS	6-1	210	27	4	SOUTH CAROLINA	OCALA, FL	0/0/0/0
44	ZACH SUDFELD	TE	6-7	260	26	3	NEVADA	SANTA CRUZ, CA	0/0/0/0
53	MIKE CATAPANO	DE	6-4	270	25	2	PRINCETON	CHAMINADE, NY	3/0/0/0
66	WILLIE COLON	RG	6-3	315	32	10	HOFSTRA	BRONX, NY	6/6/0/2
88	JACE AMARO	TE	6-5	265	23	2	TEXAS TECH	SAN ANTONIO, TX	0/0/0/0