

# NEW ENGLAND PATRIOTS

# GAME RELEASE

REGULAR SEASON WEEK 16

NEW ENGLAND PATRIOTS AT NEW YORK JETS

**JETS**

## MEDIA SCHEDULE

### TUESDAY, DECEMBER 22

12:00 p.m. Media Check-In and Media Workroom  
Approx. 12:45 p.m. Media Access to Practice (Upper Grass Fields. Access limited until team drills begin.)  
After Practice TBD Media Availability (Open Locker Room)  
N.Y. Jets Conference Calls to New England  
3:15 p.m. Jets Player TBD  
3:45 p.m. Jets Head Coach Todd Bowles

### WEDNESDAY, DECEMBER 23

9:00 a.m. Media Check-In and Media Workroom  
9:45-10:00 a.m. Patriots Head Coach Bill Belichick  
Press Availability (Media Workroom)  
Media Availability (Open Locker Room)  
11:45 a.m.-12:30 p.m. Patriots QB Tom Brady Press Availability  
12:00 p.m. Patriots QB Tom Brady Press Availability  
12:15 p.m. Media Meal Provided  
Approx. 12:50 p.m. Media Access to Practice (Upper Grass Fields. Access limited until team drills begin.)

### THURSDAY, DECEMBER 24

11:30 a.m. Media Check-In and Media Workroom  
Approx. 12:05 p.m. Media Access to Practice (Upper Grass Fields. Access limited until team drills begin.)  
2:00-2:45 p.m. Media Availability (Open Locker Room)

### FRIDAY, DECEMBER 25

Merry Christmas - No Media Availability Scheduled

### SATURDAY, DECEMBER 26

Team Travel to New Jersey - No Media Availability Scheduled

### SUNDAY, DECEMBER 27

1:00 p.m. New England Patriots at N.Y. Jets

## 2015 PATRIOTS SCHEDULE

### REGULAR SEASON (12-2)

Thurs., Sept. 10	Pittsburgh	28-21	W
Sun., Sept. 20	at Buffalo	40-32	W
Sun., Sept. 27	Jacksonville	51-17	W
Sun., Oct. 4	BYE WEEK		
Sun., Oct. 11	at Dallas	30-6	W
Sun., Oct. 18	at Indianapolis	34-27	W
Sun., Oct. 25	N.Y. Jets	30-23	W
Thurs., Oct. 29	Miami	36-7	W
Sun., Nov. 8	Washington	27-10	W
Sun., Nov. 15	at N.Y. Giants	27-26	W
Mon., Nov. 23	Buffalo	20-13	W
Sun., Nov. 29	at Denver	24-30 (OT)	L
Sun., Dec. 6	Philadelphia	28-35	L
Sun., Dec. 13	at Houston	27-6	W
Sun., Dec. 20	Tennessee	33-16	W
Sun., Dec. 27	at N.Y. Jets	1:00 p.m.	CBS*
Sun., Jan. 3	at Miami	1:00 p.m.	CBS*

\*Game time and network subject to possible flexible scheduling adjustment

## 2015 AFC EAST STANDINGS

TEAM	W	L	T	PCT.	PF	PA
*NEW ENGLAND	12	2	0	.857	435	269
New York Jets	9	5	0	.643	344	272
Buffalo Bills	6	8	0	.429	341	336
Miami Dolphins	5	9	0	.357	278	361

\*Clinched Division

GILLETTE STADIUM • ONE PATRIOT PLACE • FOXBOROUGH, MA 02035

TEL: 508-384-9105 • FAX: 508-543-9053

PATRIOTS.COM • HTTP://MEDIA.PATRIOTS.COM

## GAME SUMMARY

### NEW ENGLAND PATRIOTS (12-2) at NEW YORK JETS (9-5)

Sunday Dec. 27, 2015 • MetLife Stadium (82,500) • 1:00 p.m. ET

The New England Patriots improved to 12-2 with a 33-16 win against Tennessee last week, becoming the second team in NFL history with at least 12 regular-season wins in six consecutive seasons (2010-15), joining Indianapolis, who posted seven straight 12-win seasons (2003-09).

The win, coupled with Pittsburgh's win over Denver, clinched New England a first-round playoff bye for an NFL-record sixth straight season. Dallas and San Francisco earned four straight first-round byes from 1992 through 1995. The Patriots lead the NFL with 11 first round-round byes since the current NFL playoff format was instituted in 1990.

With a win this Sunday, the Patriots can secure the number one seed in the AFC Playoff field for the second consecutive season. New England has earned the number one seed five times (2014, 2011, 2010, 2007 and 2003).

## BROADCAST INFORMATION

**TELEVISION:** This week's game will be broadcast by CBS and can be seen locally on WBZ-TV Channel 4 in Boston. Ian Eagle will handle play-by-play duties with Dan Fouts as the color analyst. Evan Washburn will work the sidelines. The game will be produced by Mark Wolff and directed by Bob Fishman.

**NATIONAL RADIO:** This week's game will be broadcast to a national audience on ESPN Radio. Marc Kestecher and Bill Polian will call the game. Ian Fitzsimmons will work the sidelines.

**LOCAL RADIO:** 98.5 FM, The Sports Hub, is the flagship station for the Patriots Radio Network. Play-by-play broadcaster Bob Socci will call the action along with former Patriots quarterback Scott Zolak, who will provide color analysis. Produced by Marc Cappello.

## PATS AIM FOR SIXTH NO. 1 SEED

The Patriots have earned five number one seeds (2014, 2011, 2010, 2007 and 2003) in the postseason since 1990 the most in the NFL under that system. A win this week will secure the team's sixth top slot. The NFL began playoff seeding in 1975 and the current playoff format was instituted in 1990.

### MOST NO. 1 SEEDS IN THE PLAYOFF FIELD

(Since 1990)

New England	5
Denver	4
Pittsburgh	4
San Francisco	4

### MOST NO. 1 SEEDS OVERALL

(Since 1975)

San Francisco	8
Denver	7
Pittsburgh	6
New England	5
Dallas	5
Oakland	5

## WEEK 16 HIGHLIGHTS

**PAGE 22:** The New England Patriots and N.Y. Jets have squared off in 11 different venues.

**PAGE 24:** The Patriots have dominated divisional play over the past 15 seasons.

**PAGE 35:** Tom Brady's next touchdown pass will tie Brett Favre for most TDs overall with one team.

**PAGE 52:** DE Chandler Jones is piling up the sacks this season and is on the verge of setting a three-decade Patriot high.

## MEDIA CONTACTS

PATRIOTS MEDIA RELATIONS OFFICE: 508-384-4203

Stacey James, Vice President of Media Relations, staceyj@patriots.com, 508-326-6868

Aaron Salkin, Director of Media Relations, aarons@patriots.com, 508-326-6870

Michael Jurovaty, Asst. Director of Media Relations, mjurovaty@patriots.com, 508-326-6187

Cecily Faenza, Social Media Manager, cecilyf@patriots.com, 774-254-7917

Travis Basciotta, Media Relations Coord., travisb@patriots.com, 508-431-7773

Jeremie Smith, Corporate Communications Coord., jeremies@patriots.com, 508-549-0492







# 2015 OFFENSIVE STATISTICS

## WON 12, LOST 2

09/10 W 28-21	Pittsburgh	66,829
09/20 W 40-32	at Buffalo	70,858
09/27 W 51-17	Jacksonville	66,829
10/11 W 30- 6	at Dallas	93,054
10/18 W 34-27	at Indianapolis	66,726
10/25 W 30-23	New York Jets	66,829
10/29 W 36- 7	Miami	66,829
11/08 W 27-10	Washington	66,829
11/15 W 27-26	at New York Giants	81,061
11/23 W 20-13	Buffalo	66,829
11/29 L 24-30 OT	at Denver	76,970
12/06 L 28-35	Philadelphia	66,829
12/13 W 27- 6	at Houston	71,908
12/20 W 33-16	Tennessee	66,829
12/27	at New York Jets	
01/03	at Miami	

N.E. Opp.

TOTAL FIRST DOWNS	319	259
Rushing	81	67
Passing	213	171
Penalty	25	21
3rd Down: Made/Att	83/191	71/195
3rd Down Pct.	43.5	36.4
4th Down: Made/Att	6/11	8/17
4th Down Pct.	54.5	47.1
POSSESSION AVG.	30:25	29:35
TOTAL NET YARDS	5511	4565
Avg. Per Game	393.6	326.1
Total Plays	941	900
Avg. Per Play	5.9	5.1
NET YARDS RUSHING	1271	1341
Avg. Per Game	90.8	95.8
Total Rushes	334	336
NET YARDS PASSING	4240	3224
Avg. Per Game	302.9	230.3
Sacked/Yards Lost	34/201	47/339
Gross Yards	4441	3563
Att./Completions	573/369	517/310
Completion Pct.	64.4	60.0
Had Intercepted	6	12
PUNTS/AVERAGE	63/44.7	76/46.9
NET PUNTING AVG.	63/39.3	76/39.9
PENALTIES/YARDS	88/811	96/881
FUMBLES/BALL LOST	13/7	24/8
TOUCHDOWNS	49	31
Rushing	13	8
Passing	35	19
Returns	1	4

* SCORE BY PERIODS	Q1	Q2	Q3	Q4	OT	PTS
TEAM	89	140	83	123	0	435
OPPONENTS	30	76	66	91	6	269

* SCORING	TD-Ru	Pa	Rt	K-PAT	FG	S	PTS
Gostkowski	0	0	0	0	49/49	30/32	0 139
Gronkowski	11	0	11	0			0 66
Blount	7	6	1	0			0 42
Edelman	7	0	7	0			0 42
White	5	2	3	0			0 30
Chandler	4	0	4	0			0 24
Lewis	4	2	2	0			0 24
Amendola	3	0	3	0			0 18
Brady	3	3	0	0			0 18
Hankerson LG	3	0	3	0			0 18
Bolden	2	0	2	0			0 12
K. Martin LG	2	0	2	0			0 12
K. Martin TM	2	0	2	0			0 12
Hicks LG	1	0	0	1			0 6
Hicks TM	1	0	0	1			0 6
TEAM	49	13	35	1	49/49	30/32	1 435
OPPONENTS	31	8	19	4	24/27	19/24	0 269
2-Pt Conv: TM 0-0, OPP 1-3							

* RUSHING	No.	Yds	Avg	Long	TD
Blount	165	703	4.3	38t	6
Lewis	49	234	4.8	13	2
Bolden	45	146	3.2	14	0
Brady	32	55	1.7	13	3
Iosefa	14	51	3.6	15	0
White	17	47	2.8	8	2
Edelman	3	23	7.7	12	0
Amendola	2	11	5.5	8	0
D. Johnson TM	1	6	6.0	6	0
LaFell	1	0	0.0	0	0
Garoppolo	5	-5	-1.0	-1	0
TEAM	334	1271	3.8	38t	13
OPPONENTS	336	1341	4.0	48t	8

* RECEIVING	No.	Yds	Avg	Long	TD
Gronkowski	66	1072	16.2	76t	11
Amendola	63	631	10.0	41	3
Edelman	61	692	11.3	59t	7
Lewis	36	388	10.8	40	2
LaFell	34	489	14.4	54	0
White	33	319	9.7	30t	3
Hankerson LG	26	327	12.6	55	3
Chandler	23	259	11.3	30	4
K. Martin LG	16	197	12.3	39	2
K. Martin TM	16	197	12.3	39	2
Dobson	13	141	10.8	24	0
Bolden	12	145	12.1	63t	2
Blount	6	43	7.2	14	1
M. Williams	3	26	8.7	15	0
Brady	1	36	36.0	36	0
Cadet TM	1	2	2.0	2	0
Cleveland	1	1	1.0	1	0
TEAM	369	4441	12.0	76t	35
OPPONENTS	310	3563	11.5	87t	19

* INTERCEPTIONS	No.	Yds	Avg	Long	TD
Ryan	4	39	9.8	25	0
Harmon	3	50	16.7	30	0
Butler	2	9	4.5	9	0
Collins	1	51	51.0	51	0
McCourty	1	27	27.0	27	0
Cha. Jones	1	0	0.0	0	0
TEAM	12	176	14.7	51	0
OPPONENTS	6	163	27.2	99t	2

* PUNTING	No.	Yds	Avg	Net	TB	In	Lg	B
Allen	62	2813	45.4	39.3	2	27	67	1
TEAM	63	2813	44.7	39.3	2	27	67	1
OPPONENTS	76	3561	46.9	39.9	5	16	70	0

* PUNT RETURNS	Ret	FC	Yds	Avg	Long	TD
Amendola	23	11	276	12.0	82	0
Edelman	10	1	81	8.1	19	0
K. Martin LG	4	0	46	11.5	21	0
K. Martin TM	4	0	46	11.5	21	0
Harper	3	2	17	5.7	10	0
D. Johnson TM	2	0	3	1.5	3	0
Chung	1	0	4	4.0	4	0
TEAM	43	14	427	9.9	82	0
OPPONENTS	35	11	296	8.5	83t	1

* KICKOFF RETURNS	No.	Yds	Avg	Long	TD
Amendola	8	172	21.5	29	0
K. Martin LG	8	210	26.3	75	0
K. Martin TM	8	210	26.3	75	0
M. Williams	3	18	6.0	10	0
McCourty	2	0	0.0	0	0
Chung	1	17	17.0	17	0
Gronkowski	1	5	5.0	5	0
TEAM	23	422	18.3	75	0
OPPONENTS	28	507	18.1	50	0

* FIELD GOALS	1-19	20-29	30-39	40-49	50+
Gostkowski	0/ 0	6/ 6	9/ 9	11/12	4/5
TEAM	0/ 0	6/ 6	9/ 9	11/12	4/5
OPPONENTS	0/ 0	6/ 6	5/ 5	4/ 8	4/5

* PASSING	Att	Cmp	Yds	Cmp%	Yds/Att	TD	TD%	Int	Int%	Long	Sack/Lost	Rating
Brady	572	368	4405	64.3	7.70	35	6.1	6	1.0	76t	34/ 201	103.8
Amendola	1	1	36	100.0	36.00	0	0.0	0	0.0	36	0/ 0	118.8
TEAM	573	369	4441	64.4	7.75	35	6.1	6	1.0	76t	34/ 201	104.0
OPPONENTS	517	310	3563	60.0	6.89	19	3.7	12	2.3	87t	47/ 339	83.3





# 2015 DEFENSIVE STATISTICS

Tackle Statistics based on Play-by-Play

PLAYER Name	TACKLES			SACKS			INTERCEPTIONS				FUMBLES				SP. TEAMS				
	TT	UT	A	S	Yds	QH	Int	Yds	TD	PD	FF	FR	Yds	TD	TT	UT	A	FF	FR
Patrick Chung	76	46	30	0.0	0.0	0	0	0	0	9	1	0	0	0	3	3	0	0	0
Jamie Collins	76	55	21	5.5	32.5	6	1	51	0	4	4	0	0	0	0	0	0	0	0
Logan Ryan	74	55	19	0.0	0.0	0	4	39	0	14	0	0	0	0	0	0	0	0	0
Malcolm Butler	60	48	12	0.0	0.0	0	2	9	0	15	0	0	0	0	0	0	0	0	0
Devin McCourty	56	43	13	1.0	13.0	1	1	27	0	5	0	0	0	0	2	2	0	0	0
Dont'a Hightower	56	48	8	3.5	26.5	6	0	0	0	2	0	1	0	0	0	0	0	0	0
Jonathan Freeny	43	27	16	1.0	13.0	1	0	0	0	1	1	1	7	0	2	1	1	0	1
Chandler Jones	43	30	13	12.5	89.8	16	1	0	0	2	4	0	0	0	0	0	0	0	0
Rob Ninkovich	42	27	15	6.5	45.0	15	0	0	0	5	1	1	0	0	0	0	0	0	0
Jerod Mayo	41	28	13	1.0	0.0	3	0	0	0	1	0	0	0	0	0	0	0	0	0
Malcom Brown	37	24	13	3.0	17.0	3	0	0	0	0	0	2	0	0	0	0	0	0	0
Jabaal Sheard	30	24	6	7.0	72.0	11	0	0	0	2	3	0	0	0	0	0	0	0	0
Sealver Siliga	27	13	14	0.0	0.0	0	0	0	0	0	0	0	0	0	0	0	0	0	0
Alan Branch	27	16	11	1.0	5.0	2	0	0	0	2	2	0	0	0	0	0	0	0	0
Justin Coleman	20	17	3	0.0	0.0	0	0	0	0	4	0	1	0	0	0	0	0	0	0
Akiem Hicks	17	9	8	3.0	12.0	6	0	0	0	0	0	1	0	1	0	0	0	0	0
Dominique Easley	15	9	6	2.0	13.5	10	0	0	0	0	0	0	0	0	0	0	0	0	0
Tarell Brown	14	11	3	0.0	0.0	0	0	0	0	0	0	0	0	0	0	0	0	0	0
Duron Harmon	13	10	3	0.0	0.0	0	3	50	0	5	0	0	0	0	0	0	0	0	0
Bradley Fletcher	10	7	3	0.0	0.0	0	0	0	0	0	1	0	0	0	0	0	0	0	0
Jordan Richards	8	8	1	0.0	0.0	0	0	0	0	2	0	0	0	0	2	2	0	0	0
Tavon Wilson	7	6	1	0.0	0.0	1	0	0	0	1	0	0	0	0	1	1	0	0	0
Geneo Grissom	4	2	2	0.0	0.0	0	0	0	0	0	0	0	0	0	1	0	1	0	0
Rashaan Melvin	3	1	2	0.0	0.0	0	0	0	0	0	0	0	0	0	2	2	0	0	0
Leonard Johnson	2	0	2	0.0	0.0	0	0	0	0	2	0	0	0	0	0	0	0	0	0
Rufus Johnson	1	1	0	0.0	0.0	0	0	0	0	0	0	0	0	0	0	0	0	0	0
Brandon Bolden	1	1	0	0.0	0.0	0	0	0	0	0	0	0	0	0	2	1	1	1	0
Matthew Slater	1	1	0	0.0	0.0	0	0	0	0	0	0	0	0	0	12	10	2	0	0
Jonathan Bostic	1	0	1	0.0	0.0	1	0	0	0	0	0	0	0	0	2	2	0	0	0
Darius Fleming	1	0	1	0.0	0.0	0	0	0	0	0	0	0	0	0	3	2	1	0	0
Joe Cardona	0	0	0	0.0	0.0	0	0	0	0	0	0	0	0	0	3	3	0	0	0
Eric Martin	0	0	0	0.0	0.0	0	0	0	0	0	0	0	0	0	3	3	0	1	0
Brandon King	0	0	0	0.0	0.0	0	0	0	0	0	0	0	0	0	12	10	2	1	0
Ryan Allen	0	0	0	0.0	0.0	0	0	0	0	0	0	0	0	0	1	1	0	0	0
Dekoda Watson	0	0	0	0.0	0.0	0	0	0	0	0	0	0	0	0	1	1	0	0	0
Nate Ebner	0	0	0	0.0	0.0	1	0	0	0	0	0	0	0	0	11	9	2	0	0
<b>TOTALS</b>	<b>806</b>	<b>567</b>	<b>240</b>	<b>47.0</b>	<b>339.3</b>	<b>83</b>	<b>12</b>	<b>176</b>	<b>0</b>	<b>76</b>	<b>17</b>	<b>7</b>	<b>7</b>	<b>1</b>	<b>63</b>	<b>53</b>	<b>10</b>	<b>3</b>	<b>1</b>

FUMBLES - LOST (13-7)				
No.	Own	Lost	Rec	O.B.
Danny Amendola	1	1	0	0
LeGarrette Blount	1	0	1	0
Tom Brady	5	2	1	0
Julian Edelman	1	1	1	0
Jonathan Freeny	1	0	0	1
Rob Gronkowski	0	0	1	0
Chris Harper	1	1	0	0
Dion Lewis	2	1	0	0
Keshawn Martin	1	1	0	0
Bryan Stork	0	0	1	0
<b>TOTALS</b>	<b>13</b>	<b>7</b>	<b>5</b>	<b>1</b>

MISC. OFFENSIVE STATS				
Tkl	Ast	FF	FR	
Tom Brady	2	0	0	0
Julian Edelman	1	0	0	0
Cameron Fleming	1	0	0	0
Rob Gronkowski	1	0	0	0
Josh Kline	1	0	0	0
Bryan Stork	1	0	0	0
<b>TOTALS</b>	<b>7</b>	<b>0</b>	<b>0</b>	<b>0</b>

KEY	
TT-Total Tackles	Int/Yds-Interceptions/Yards Returned
UT-Unassisted Tackles	PD-Passes Defensed
A-Assisted Tackles	FF-Forced Fumbles

BLOCKED KICKS			
	XP	FG	P
Jamie Collins	1	0	0
<b>TOTALS</b>	<b>1</b>	<b>0</b>	<b>0</b>





# NEW ENGLAND PATRIOTS 2015 STATS PACK

## PATRIOTS PARTICIPATION

	Regular Season																										
Player	GP	GS	DNP	INA	PIT	at BUF	JAX	at DAL	at IND	NYJ	MIA	WAS	at NYG	BUF	at DEN	PHI	at HOU	TEN	at NYJ	at MIA							
Allen, Ryan	13	0	0	0	sub	sub	sub	sub	sub	sub	sub	sub	sub	sub	sub	sub	sub										
Amendola, Danny	12	7	0	1	WR	WR	WR	sub	sub	WR	WR	WR	sub	WR	X	sub	sub										
Andrews, David	11	10	2	0	C	C	C	C	C	C	C	C	C	C	dnp	dnp	sub										
Barker, Chris	1	0	0	0	PS																						
Blount, LeGarrette	12	6	0	0		sub	sub	sub	sub	sub	RB	sub	RB	RB	RB	RB	RB										
Bolden, Brandon	12	0	0	1	sub	sub	sub		sub	sub	X	sub	sub	sub	sub	sub	sub										
Bostic, Jonathan	9	1	0	1				X	sub	sub	sub	sub	sub	sub	sub	sub	sub	LB									
Brady, Tom	13	13	0	0	QB	QB	QB	QB	QB	QB	QB	QB	QB	QB	QB	QB	QB	QB									
Branch, Alan	13	12	0	0	sub	DT	DT	DT	DT	DT	DT	DT	DT	DT	DT	DT	DT	DT									
Brown, Malcom	13	9	0	0	DT	sub	sub	sub	sub	DT	DT	DT	DT	DT	DT	DT	DT	DT									
Brown, Tarell	3	2	1	0	RCB	RCB	dnp	sub																			
Butler, Malcolm	13	13	0	0	LCB	LCB	LCB	LCB	LCB	LCB	LCB	LCB	LCB	LCB	LCB	LCB	LCB	LCB									
Cadet, Travaris	1	0	0	2	X	sub	X																				
Cannon, Marcus	9	5	0	4	sub	sub	sub	sub	LT	X	X	X	X	LT	RT	RT	RT	RT									
Cardona, Joe	13	0	0	0	sub	sub	sub	sub	sub	sub	sub	sub	sub	sub	sub	sub	sub	sub									
Chandler, Scott	13	4	0	0	TE	sub	sub	sub	sub	sub	sub	TE	TE	sub	TE	sub	sub	sub									
Chung, Patrick	13	12	0	0	S	S	S	S	S	S	S	S	S	S	S	S	S	sub									
Cleveland, Asante	3	1	0	0	PS														sub	sub	TE						
Coleman, Justin	8	2	0	5	X	X	sub	sub	sub	sub	DB	DB	sub	X	X	X	X	sub									
Collins, Jamie	9	9	0	4	LB	LB	LB	LB	LB	LB	LB	X	X	X	X	LB	LB										
Dobson, Aaron	8	3	0	2	sub	WR	WR	X	X	sub	sub	sub	sub	sub	WR												
Easley, Dominique	11	1	0	2	DT	X	sub	sub	sub	sub	sub	sub	sub	sub	sub	sub	X	sub									
Ebner, Nate	12	0	0	1	sub	X	sub	sub	sub	sub	sub	sub	sub	sub	sub	sub	sub	sub									
Edelman, Julian	9	9	0	4	WR	WR	WR	WR	WR	WR	WR	WR	WR	X	X	X	X										
Fleming, Cameron	9	6	0	0						sub	RT	RT	RT	LT	RT	sub	TE	sub									
Fleming, Darius	3	0	0	0	PS														sub	sub	sub						
Fletcher, Bradley	2	0	0	1	sub	sub	X																				
Flowers, Trey	1	0	0	10	X	X	X	X	X	sub	X	X	X	X	X	X											
Freeny, Jonathan	13	7	0	0	sub	sub	sub	sub	sub	LB	sub	LB	LB	LB	LB	LB	sub										
Garoppolo, Jimmy	4	0	9	0	dnp	dnp	sub	sub	dnp	dnp	sub	sub	dnp	dnp	dnp	dnp	dnp										
Gostkowski, Stephen	13	0	0	0	sub	sub	sub	sub	sub	sub	sub	sub	sub	sub	sub	sub	sub	sub									
Grissom, Geneo	11	0	0	2	sub	sub	sub	sub	sub	X	sub	sub	sub	sub	sub	sub	sub	X									
Gronkowski, Rob	12	12	0	1	TE	TE	TE	TE	TE	TE	TE	TE	TE	TE	TE	TE	X	TE									
Harmon, Duron	13	3	0	0	DB	sub	sub	sub	DB	sub	sub	sub	sub	sub	sub	sub	DB	sub									
Harper, Chris	3	0	0	0	sub	PS														sub	sub	PS					
Hicks, Akiem	10	0	0	0						sub	sub	sub	sub	sub	sub	sub	sub	sub									
Hightower, Dont'a	10	10	0	3	LB	LB	LB	LB	X	LB	LB	LB	LB	LB	LB	LB	X	X									
Hoomanawanui, M.	2	0	0	1	sub	sub	X																				
Jackson, Tre'	10	6	0	3	RG	sub	RG	sub	sub	RG	RG	X	X	X	sub	RG	RG										
Johnson, Damaris	1	0	0	1															sub	X							
Johnson, Leonard	1	1	0	0															S								
Johnson, Rufus	1	0	0	5	X	sub	X	X	X	X																	
Jones, Chandler	13	13	0	0	RE	RE	RE	RE	RE	RE	RE	RE	RE	RE	RE	RE	RE	RE									
King, Brandon	10	0	0	0	PS					sub	sub	sub	sub	sub	sub	sub	sub	sub									
Kline, Josh	12	12	0	1	LG	RG	LG	RG	RG	LG	LG	RG	RG	RG	RG	LG	X										
LaFell, Brandon	8	4	0	0						WR	sub	sub	sub	sub	sub	WR	WR										
Lewis, Dion	7	6	0	1	RB	RB	RB	RB	RB	X	sub	RB															
Martin, Eric	4	0	0	0	sub	PS														sub	sub	sub					
Martin, Keshawn	6	5	0	6		X	sub	WR	WR	X	X	X	X	X	WR	WR	WR	WR									
Mason, Shaq	11	8	0	2	sub	LG	sub	LG	LG	X	X	LG	LG	LG	LG	sub	LG										
Mayo, Jerod	13	7	0	0	sub	LB	LB	LB	sub	sub	sub	sub	sub	LB	LB	LB	sub	LB									
McCourty, Devin	13	13	0	0	S	S	S	S	S	S	S	S	S	S	S	S	S										
McDonald, Dewey	1	0	0	1	X										sub												
Melvin, Rashaan	8	0	0	0						sub	sub	sub	sub	sub	sub	sub	sub	PS									
Ninkovich, Rob	13	13	0	0	LE	LE	LE	LE	LE	LE	LE	LE	LE	LE	LE	LE	LE										
Richards, Jordan	11	0	0	2	sub	sub	sub	sub	sub	sub	sub	sub	sub	sub	sub	X	X	sub									
Ryan, Logan	13	11	0	0	sub	sub	RCB	RCB	RCB	RCB	RCB	RCB	RCB	RCB	RCB	RCB	RCB	RCB									
Sheard, Jabaal	10	0	0	3	sub	sub	sub	sub	sub	X	X	X	sub	sub	sub	sub	sub	sub									
Siliga, Sealver	11	4	0	2	sub	DT	DT	DT	DT	sub	sub	sub	sub	X	sub	sub	X										
Slater, Matthew	13	0	0	0	sub	sub	sub	sub	sub	sub	sub	sub	sub	sub	sub	sub	sub	sub									
Solder, Nate	4	4	0	0	LT	LT	LT	LT																			
Stork, Bryan	6	4	0	0											sub	RT	sub	C	C	C							
Thornton, Khyri	0	0	0	3	X	PS			X	X																	
Vollmer, Sebastian	12	11	0	1	RT	RT	RT	RT	RT	LT	LT	LT	X	sub	LT	LT	LT										
Watson, Dekoda	2	0	0	0		sub	sub																				
Wendell, Ryan	2	0	0	5	X	X	X	X	X	sub	sub																
White, James	11	1	0	2	sub	X	sub	sub	sub	RB	sub	X	sub	sub	sub	sub	sub	sub									
Williams, Michael	12	6	0	1	sub	sub	sub	TE	TE	sub	TE	sub	TE	TE	X	TE	sub										
Williams, Trey	0	0	0	1															X								
Wilson, Tavon	7	0	0	6	X	sub	X	X	sub	sub	X	sub	X	sub	sub	sub	X										
Totals	586	286	12	91																							

X - inactive / CAPS - starters / sub - did not play / PS - Practice Squad

KEY:

Not on active roster





# NEW ENGLAND PATRIOTS 2015 STATS PACK GAME-BY-GAME STARTERS

2015 OFFENSIVE STARTERS BY GAME												
Date	Opponent	WR	LT	LG	C	RG	RT	TE	WR	QB	RB	TE
09/10	Pittsburgh	D. Amendola	N. Solder	J. Kline	D. Andrews	T. Jackson	S. Vollmer	R. Gronkowski	J. Edelman	T. Brady	D. Lewis	S. Chandler
09/20	at Buffalo	D. Amendola	N. Solder	S. Mason	D. Andrews	J. Kline	S. Vollmer	R. Gronkowski	J. Edelman	T. Brady	D. Lewis	A. Dobson (WR)
09/27	Jacksonville	D. Amendola	N. Solder	J. Kline	D. Andrews	T. Jackson	S. Vollmer	R. Gronkowski	J. Edelman	T. Brady	D. Lewis	A. Dobson (WR)
10/11	at Dallas	K. Martin	N. Solder	S. Mason	D. Andrews	J. Kline	S. Vollmer	R. Gronkowski	J. Edelman	T. Brady	D. Lewis	M. Williams
10/18	at Indianapolis	K. Martin	M. Cannon	S. Mason	D. Andrews	J. Kline	S. Vollmer	R. Gronkowski	J. Edelman	T. Brady	D. Lewis	M. Williams
10/25	N.Y. Jets	D. Amendola	S. Vollmer	J. Kline	D. Andrews	T. Jackson	C. Fleming	R. Gronkowski	J. Edelman	T. Brady	J. White	B. LaFell
10/29	Miami	D. Amendola	S. Vollmer	J. Kline	D. Andrews	T. Jackson	C. Fleming	R. Gronkowski	J. Edelman	T. Brady	L. Blount	M. Williams
11/08	Washington	D. Amendola	S. Vollmer	S. Mason	D. Andrews	J. Kline	C. Fleming	R. Gronkowski	J. Edelman	T. Brady	D. Lewis	S. Chandler
11/15	at N.Y. Giants	M. Williams (TE)	C. Fleming	S. Mason	D. Andrews	J. Kline	B. Stork	R. Gronkowski	J. Edelman	T. Brady	L. Blount	S. Chandler
11/23	Buffalo	D. Amendola	M. Cannon	S. Mason	D. Andrews	J. Kline	C. Fleming	R. Gronkowski	A. Dobson	T. Brady	L. Blount	M. Williams
11/29	at Denver	B. LaFell	S. Vollmer	S. Mason	B. Stork	J. Kline	M. Cannon	R. Gronkowski	K. Martin	T. Brady	L. Blount	S. Chandler
12/06	Philadelphia	B. LaFell	S. Vollmer	J. Kline	B. Stork	T. Jackson	M. Cannon	M. Williams	K. Martin	T. Brady	L. Blount	C. Fleming
12/13	at Houston	B. LaFell	S. Vollmer	S. Mason	B. Stork	T. Jackson	M. Cannon	R. Gronkowski	K. Martin	T. Brady	L. Blount	A. Cleveland
12/20	Tennessee											
12/27	at N.Y. Jets											
01/03	at Miami											
2015 DEFENSIVE STARTERS BY GAME												
Date	Opponent	LE	DT	DT	RE	LB	LB	LB	LCB	RCB	S	S
09/10	Pittsburgh	R. Ninkovich	D. Easley	M. Brown	Cha. Jones	J. Collins	D. Hightower	D. Harmon (DB)	M. Butler	T. Brown	D. McCourty	P. Chung
09/20	at Buffalo	R. Ninkovich	A. Branch	S. Siliga	Cha. Jones	J. Collins	D. Hightower	J. Mayo	M. Butler	T. Brown	D. McCourty	P. Chung
09/27	Jacksonville	R. Ninkovich	A. Branch	S. Siliga	Cha. Jones	J. Collins	D. Hightower	J. Mayo	M. Butler	L. Ryan	D. McCourty	P. Chung
10/11	at Dallas	R. Ninkovich	A. Branch	S. Siliga	Cha. Jones	J. Collins	D. Hightower	J. Mayo	M. Butler	L. Ryan	D. McCourty	P. Chung
10/18	at Indianapolis	R. Ninkovich	A. Branch	S. Siliga	Cha. Jones	J. Collins	J. Freeny	D. Harmon (DB)	M. Butler	L. Ryan	D. McCourty	P. Chung
10/25	N.Y. Jets	R. Ninkovich	A. Branch	M. Brown	Cha. Jones	J. Collins	D. Hightower	J. Freeny	M. Butler	L. Ryan	D. McCourty	P. Chung
10/29	Miami	R. Ninkovich	A. Branch	M. Brown	Cha. Jones	J. Collins	D. Hightower	J. Coleman (DB)	M. Butler	L. Ryan	D. McCourty	P. Chung
11/08	Washington	R. Ninkovich	A. Branch	M. Brown	Cha. Jones	J. Freeny	D. Hightower	J. Coleman (DB)	M. Butler	L. Ryan	D. McCourty	P. Chung
11/15	at N.Y. Giants	R. Ninkovich	A. Branch	M. Brown	Cha. Jones	J. Freeny	D. Hightower	J. Mayo	M. Butler	L. Ryan	D. McCourty	P. Chung
11/23	Buffalo	R. Ninkovich	A. Branch	M. Brown	Cha. Jones	J. Freeny	D. Hightower	J. Mayo	M. Butler	L. Ryan	D. McCourty	P. Chung
11/29	at Denver	R. Ninkovich	A. Branch	M. Brown	Cha. Jones	J. Freeny	D. Hightower	J. Mayo	M. Butler	L. Ryan	D. McCourty	P. Chung
12/06	Philadelphia	R. Ninkovich	A. Branch	M. Brown	Cha. Jones	J. Collins	J. Freeny	D. Harmon (DB)	M. Butler	L. Ryan	D. McCourty	P. Chung
12/13	at Houston	R. Ninkovich	A. Branch	M. Brown	Cha. Jones	J. Collins	J. Bostic	J. Mayo	M. Butler	L. Ryan	D. McCourty	L. Johnson
12/20	Tennessee											
12/27	at N.Y. Jets											
01/03	at Miami											







# 2015 NEW ENGLAND PATRIOTS ROSTER

AS OF DECEMBER 22, 2015

## ALPHABETICAL ROSTER

#	NAME	POS	HT	WT	BORN	YR	COLLEGE	H.S. HOMETOWN
6	Allen, Ryan	P	6-2	220	2/28/1990	3	Louisiana Tech	Salem, Ore.
80	Amendola, Danny	WR	5-11	190	11/2/1985	7	Texas Tech	The Woodlands, Texas
60	Andrews, David	C	6-3	295	7/10/1992	R	Georgia	Johns Creek, Ga.
38	Bolden, Brandon	RB	5-11	220	1/26/1990	4	Mississippi	Baton Rouge, La.
58	Bostic, Jonathan	LB	6-1	245	5/5/1991	3	Florida	Wellington, Fla.
12	Brady, Tom	QB	6-4	225	8/3/1977	16	Michigan	San Mateo, Calif.
97	Branch, Alan	DL	6-6	350	12/29/1984	9	Michigan	Rio Ranch, N.M.
90	Brown, Malcom	DL	6-2	320	2/2/1994	R	Texas	Brenham, Texas
21	Butler, Malcolm	CB	5-11	190	3/2/1990	2	West Alabama	Vicksburg, Miss.
61	Cannon, Marcus	OL	6-5	335	5/6/1988	5	Texas Christian	Odessa, Texas
49	Cardona, Joe	LS	6-3	245	4/16/1992	R	Navy	El Cajon, Calif.
88	Chandler, Scott	TE	6-7	260	7/23/1985	8	Iowa	Southlake, Texas
23	Chung, Patrick	S	5-11	215	8/19/1987	7	Oregon	Rancho Cucamonga, Calif.
44	Cleveland, Asante	TE	6-5	260	3/21/1992	2	Miami (Fla.)	Sacramento, Calif.
22	Coleman, Justin	DB	5-11	188	3/27/1993	R	Tennessee	Brunswick, Ga.
91	Collins, Jamie	LB	6-3	250	10/20/1989	3	Southern Mississippi	McCall Creek, Miss.
43	Ebner, Nate	DB	6-0	220	12/14/1988	4	Ohio State	Dublin, Ohio
11	Edelman, Julian	WR	5-10	200	5/22/1986	7	Kent State	Redwood City, Calif.
71	Fleming, Cameron	OL	6-6	320	9/3/1992	2	Stanford	Houston, Texas
53	Fleming, Darius	LB	6-2	250	7/19/1989	4	Notre Dame	Chicago, Ill.
55	Freeny, Jonathan	LB	6-2	255	6/15/1989	4	Rutgers	Coconut Creek, Fla.
10	Garoppolo, Jimmy	QB	6-2	225	11/2/1991	2	Eastern Illinois	Arlington, Ill.
3	Gostkowski, Stephen	K	6-1	215	1/28/1984	10	Memphis	Madison, Miss.
92	Grisson, Geneo	DL	6-4	265	6/4/1992	R	Oklahoma	Hutchinson, Kan.
87	Gronkowski, Rob	TE	6-6	265	5/14/1989	6	Arizona	Pittsburgh, Pa.
15	Hankerson, Leonard	WR	6-2	211	1/30/1989	5	Miami (Fla.)	Ft. Lauderdale, Fla.
30	Harmon, Duron	DB	6-1	205	1/24/1991	3	Rutgers	Magnolia, Del.
72	Hicks, Akiem	DL	6-5	324	11/16/1989	4	Regina	Fair Oaks, Calif.
54	Hightower, Dont'a	LB	6-3	265	3/12/1990	4	Alabama	Lewisburg, Tenn.
47	Iosefa, Joey	RB	6-0	245	6/19/1991	R	Hawaii	Pago Pago, American Samoa
63	Jackson, Tre'	G	6-4	320	12/14/1992	R	Florida State	Jesup, Ga.
34	Johnson, Leonard	DB	5-10	202	3/30/1990	4	Iowa State	Largo, Fla.
95	Jones, Chandler	DE	6-5	265	2/27/1990	4	Syracuse	Endicott, N.Y.
36	King, Brandon	DB	6-2	220	6/8/1993	R	Auburn	Alabaster, Ala.
70	Kitchen, Ishmaa'ily	DL	6-1	330	9/24/1988	4	Kent State	Youngstown, Ohio
67	Kline, Josh	OL	6-3	300	12/29/1989	3	Kent State	Mason, Ohio
19	LaFell, Brandon	WR	6-3	210	11/4/1986	6	Louisiana State	Houston, Texas
82	Martin, Keshawn	WR	5-11	194	3/15/1990	4	Michigan State	Westland, Mich.
69	Mason, Shaq	OL	6-1	310	8/28/1993	R	Georgia Tech	Columbia, Tenn.
51	Mayo, Jerod	LB	6-1	250	2/23/1986	8	Tennessee	Hampton, Va.
32	McCourt, Devin	DB	5-10	195	8/13/1987	6	Rutgers	Montvale, N.J.
50	Ninkovich, Rob	DE	6-2	260	2/1/1984	10	Purdue	Blue Island, Ill.
37	Richards, Jordan	DB	5-11	210	1/21/1993	R	Stanford	Folsom, Calif.
26	Ryan, Logan	CB	5-11	195	2/9/1991	3	Rutgers	Voorhees, N.J.
93	Sheard, Jabaal	DL	6-3	260	5/10/1989	5	Pittsburgh	Hollywood, Fla.
96	Siliga, Sealver	DL	6-2	325	4/26/1990	4	Utah	West Jordan, Utah
18	Slater, Matthew	WR	6-0	205	9/9/1985	8	UCLA	Anaheim, Calif.
66	Stork, Bryan	OL	6-4	310	11/15/1990	2	Florida State	Vero Beach, Fla.
76	Vollmer, Sebastian	T	6-8	325	7/10/1984	7	Houston	Kaarst, Germany
68	Waddle, LaAdrian	OL	6-6	328	7/21/1991	3	Texas Tech	Columbus, Texas
28	White, James	RB	5-10	205	2/3/1992	2	Wisconsin	Ft. Lauderdale, Fla.
85	Williams, Michael	TE	6-6	304	9/8/1990	2	Alabama	Reform, Ala.
27	Wilson, Tavon	DB	6-0	215	3/19/1990	4	Illinois	Washington, D.C.

## NUMERICAL ROSTER

#	NAME	POS
3	Stephen Gostkowski	K
6	Ryan Allen	P
10	Jimmy Garoppolo	QB
11	Julian Edelman	WR
12	Tom Brady	QB
15	Leonard Hankerson	WR
18	Matthew Slater	WR
19	Brandon LaFell	WR
21	Malcolm Butler	CB
22	Justin Coleman	DB
23	Patrick Chung	S
26	Logan Ryan	CB
27	Tavon Wilson	DB
28	James White	RB
30	Duron Harmon	DB
32	Devin McCourt	DB
34	Leonard Johnson	DB
36	Brandon King	DB
37	Jordan Richards	DB
38	Brandon Bolden	RB
43	Nate Ebner	DB
44	Asante Cleveland	TE
47	Joey Iosefa	FB
49	Joe Cardona	LS
50	Rob Ninkovich	DE
51	Jerod Mayo	LB
53	Darius Fleming	LB
54	Dont'a Hightower	LB
55	Jonathan Freeny	LB
58	Jonathan Bostic	LB
60	David Andrews	C
61	Marcus Cannon	OL
63	Tre' Jackson	OL
66	Bryan Stork	OL
67	Josh Kline	OL
68	LaAdrian Waddle	OL
69	Shaq Mason	OL
70	Ishma'ily Kitchen	OL
71	Cameron Fleming	OL
72	Akiem Hicks	OL
76	Sebastian Vollmer	T
80	Danny Amendola	WR
82	Keshawn Martin	WR
85	Michael Williams	TE
87	Rob Gronkowski	TE
88	Scott Chandler	TE
90	Malcom Brown	DL
91	Jamie Collins	LB
92	Geneo Grissom	DL
93	Jabaal Sheard	DL
95	Chandler Jones	DE
96	Sealver Siliga	DL
97	Alan Branch	DL

## PRACTICE SQUAD

#	NAME	POS	HT	WT	BORN	YR	COLLEGE	H.S. HOMETOWN
39	Ball, Montee	RB	5-10	215	12/5/1990	3	Wisconsin	Wentzville, Mo.
64	Barker, Chris	OL	6-2	300	8/3/1990	2	Nevada	Etiwanda, Calif.
83	Carter, DeAndre	WR	5-8	188	4/10/1993	R	Sacramento State	Washington, Calif.
14	Harper, Chris	WR	5-11	185	12/7/1993	R	California	Encino, Calif.
24	Melvin, Rashaan	DB	6-2	193	10/2/1989	3	Northern Illinois	Waukegan, Ill.
74	Milton, Keavon	OL	6-4	324	6/23/1990	3	Louisiana-Monroe	Canton, Texas
45	Snyder, Kevin	LB	6-2	238	7/25/1992	R	Rutgers	Mechanicsburg, Pa.
35	Vereen, Brock	DB	5-11	202	8/17/1992	2	Minnesota	Valencia, Calif.
65	Wilson, Torrian	OL	6-2	318	11/28/1991	R	Central Florida	Miami, Fla.

## PRACTICE SQUAD

#	NAME	POS
14	Chris Harper	WR
24	Melvin, Rashaan	DB
35	Brock Vereen	DB
39	Montee Ball	RB
45	Kevin Snyder	LB
64	Chris Barker	OL
65	Torrian Wilson	OL
74	Keavon Milton	OL
83	DeAndre Carter	WR

## RESERVE/P.U.P.

#	NAME	POS	HT	WT	BORN	YR	COLLEGE	H.S. HOMETOWN
52	Fletcher, Dane	LB	6-2	245	9/14/1986	6	Montana State	Bozeman, Mont.
94	Jones, Chris	DT	6-1	295	7/12/1990	3	Bowling Green	Brownsburg, Ind.

## RESERVE/P.U.P.

#	NAME	POS
52	Dane Fletcher	LB
94	Chris Jones	DT

## RESERVE/N.F.I.

#	NAME	POS	HT	WT	BORN	YR	COLLEGE	H.S. HOMETOWN
59	Johnson, Rufus	LB	6-5	280	8/28/1990	1	Tarleton State	Dallas, Texas

## RESERVE/N.F.I.

#	NAME	POS
59	Rufus Johnson	LB

## RESERVE/INJURED LIST

#	NAME	POS	HT	WT	BORN	YR	COLLEGE	H.S. HOMETOWN
29	Blount, LeGarrette	RB	6-0	250	12/5/1986	6	Oregon	Perry, Fla.
25	Brown, Tarell	CB	5-11	190	1/6/1985	8	Texas	Mesquite, Texas
86	Derby, AJ	TE	6-5	255	9/20/1991	R	Arkansas	Iowa City, Iowa
46	Develin, James	FB	6-3	255	7/23/1988	3	Brown	Gilbertsville, Pa.
17	Dobson, Aaron	WR	6-3	205	7/23/1991	3	Marshall	Dunbar, W.V.
99	Easley, Dominique	DL	6-2	285	4/28/1992	2	Florida	Staten Island, N.Y.
98	Flowers, Trey	DL	6-2	265	8/16/1993	R	Arkansas	Huntsville, Al.
35	Gaffney, Tyler	RB	6-0	220	4/20/1991	2	Stanford	San Diego, Calif.
13	Gibson, Brandon	WR	6-0	210	8/13/1987	7	Washington State	Puyallup, Wash.
33	Lewis, Dion	RB	5-8	195	9/27/1990	4	Pittsburgh	Blairtown, N.J.
34	Roberts, Darryl	DB	6-0	190	11/26/1990	R	Marshall	Lakeland, Fla.
77	Solder, Nate	T	6-8	325	4/12/1988	5	Colorado	Buena Vista, Colo.
84	Tyms, Brian	WR	6-3	205	2/21/1989	3	Florida A&M	Ft. Lauderdale, Fla.
62	Wendell, Ryan	OL	6-2	300	3/4/1986	7	Fresno State	Pomona, Calif.

## RESERVE/INJURED LIST

#	NAME	POS
13	Brandon Gibson	WR
17	Aaron Dobson	WR
25	Tarell Brown	CB
29	LeGarrette Blount	RB
33	Dion Lewis	RB
34	Darryl Roberts	DB
35	Tyler Gaffney	RB
46	James Develin	FB
62	Ryan Wendell	OL
77	Nate Solder	T
84	Brian Tyms	WR
86	AJ Derby	TE
98	Trey Flowers	DL
99	Dominique Easley	DL

## HEAD COACH: BILL BELICHICK

**ASSISTANTS:** Josh Boyer, Cornerbacks; Moses Cabrera, Assistant Strength and Conditioning; Brian Daboll, Tight Ends; Brendan Daly, Defensive Line; Dave DeGuglielmo, Offensive Line; Ivan Fears, Running Backs; Brian Flores, Safeties; Patrick Graham, Linebackers; Joe Judge, Special Teams; Josh McDaniels, Offensive Coordinator/Quarterbacks; Harold Nash, Head Strength and Conditioning; Chad O'Shea, Wide Receivers; Matt Patricia, Defensive Coordinator; Ray Ventrone, Asst. Special Teams.





# 2015 NUMERICAL ROSTER

December 22, 2015

3	Stephen Gostkowski	K	6-1	215	31	10	Memphis	D4b-06
6	Ryan Allen	P	6-2	220	25	3	Louisiana Tech	FA-13
10	Jimmy Garoppolo	QB	6-2	225	24	2	Eastern Illinois	D2-14
11	Julian Edelman	WR	5-10	200	29	7	Kent State	D7a-09
12	Tom Brady	QB	6-4	225	38	16	Michigan	D6b-00
15	Leonard Hankerson	WR	6-2	211	26	5	Miami (Fla.)	CW (ATL)-15
18	Matthew Slater	WR	6-0	205	30	8	UCLA	D5-08
19	Brandon LaFell	WR	6-3	210	29	6	Louisiana State	UFA(CAR)-14
21	Malcolm Butler	CB	5-11	190	25	2	West Alabama	FA-14
22	Justin Coleman	DB	5-11	188	22	R	Tennessee	FA-15
23	Patrick Chung	S	5-11	215	28	7	Oregon	FA-13
26	Logan Ryan	CB	5-11	195	24	3	Rutgers	D3a-13
27	Tavon Wilson	DB	6-0	215	25	4	Illinois	D2-12
28	James White	RB	5-10	205	23	2	Wisconsin	D4b-14
30	Duron Harmon	DB	6-1	205	24	3	Rutgers	D3b-13
32	Devin McCourty	DB	5-10	195	28	6	Rutgers	D1-10
34	Leonard Johnson	DB	5-10	202	25	4	Iowa State	FA-15
36	Brandon King	DB	6-2	220	22	R	Auburn	FA-15
37	Jordan Richards	DB	5-11	210	22	R	Stanford	D2-15
38	Brandon Bolden	RB	5-11	220	25	4	Mississippi	FA-12
43	Nate Ebner	DB	6-0	220	27	4	Ohio State	D6-12
44	Asante Cleveland	TE	6-5	260	23	2	Miami (Fla.)	TR (SF)-15
47	Joey Iosefa	RB	6-0	245	24	R	Hawaii	FA-15
49	Joe Cardona	LS	6-3	245	23	R	Navy	D5-15
50	Rob Ninkovich	DE	6-2	260	31	10	Purdue	FA-09
51	Jerod Mayo	LB	6-1	250	29	8	Tennessee	D1-08
53	Darius Fleming	LB	6-2	250	26	4	Notre Dame	FA-14
54	Dont'a Hightower	LB	6-3	265	25	4	Alabama	D1b-12
55	Jonathan Freeny	LB	6-2	255	26	4	Rutgers	FA-15
58	Jonathan Bostic	LB	6-1	245	24	3	Florida	TR (CHI)-15
60	David Andrews	C	6-3	295	23	R	Georgia	FA-15
61	Marcus Cannon	OL	6-5	335	27	5	Texas Christian	D5a-11
63	Tre' Jackson	G	6-4	320	23	R	Florida State	D4b-15
66	Bryan Stork	OL	6-4	310	25	2	Florida State	D4a-14
67	Josh Kline	OL	6-3	300	25	3	Kent State	FA-13
68	LaAdrian Waddle	OL	6-6	328	24	3	Texas Tech	CW (DET)-15
69	Shaq Mason	OL	6-1	310	22	R	Georgia Tech	D4c-15
70	Ishmael'ly Kitchen	DL	6-1	330	27	4	Kent State	FA-15
71	Cameron Fleming	OL	6-6	320	23	2	Stanford	D4c-14
72	Akiem Hicks	DL	6-5	324	26	4	Regina	TR (NO)-15
76	Sebastian Vollmer	T	6-8	325	31	7	Houston	D2d-09
80	Danny Amendola	WR	5-11	190	30	7	Texas Tech	UFA (STL)-13
82	Keshawn Martin	WR	5-11	194	25	4	Michigan State	TR (HOU)-15
85	Michael Williams	TE	6-6	304	25	2	Alabama	TR (DET)-15
87	Rob Gronkowski	TE	6-6	265	26	6	Arizona	D2a-10
88	Scott Chandler	TE	6-7	260	30	8	Iowa	FA-15
90	Malcom Brown	DL	6-2	320	21	R	Texas	D1-15
91	Jamie Collins	LB	6-3	250	26	3	Southern Mississippi	D2a-13
92	Geneo Grissom	DL	6-4	265	23	R	Oklahoma	D3-15
93	Jabbaal Sheard	DL	6-3	260	26	5	Pittsburgh	UFA (CLE)-15
95	Chandler Jones	DE	6-5	265	25	4	Syracuse	D1a-12
96	Sealver Siliga	DL	6-2	325	25	4	Utah	FA-13
97	Alan Branch	DL	6-6	350	30	9	Michigan	FA-14

## PRACTICE SQUAD

#	NAME	POS	HT	WT	AGE	YR	COLLEGE	ACQ.
14	Chris Harper	WR	5-11	185	22	R	California	FA-15
24	Rashaan Melvin	DB	6-2	193	26	3	Northern Illinois	CW (BAL)-15
35	Brock Vereen	DB	5-11	202	23	2	Minnesota	FA-15
39	Montee Ball	RB	5-10	215	25	3	Wisconsin	FA-15
45	Kevin Snyder	LB	6-2	240	23	R	Rutgers	FA-15
64	Chris Barker	OL	6-2	300	25	2	Nevada	CW (MIA)-13
65	Torrian Wilson	OL	6-2	318	24	R	Central Florida	FA-15
74	Keavon Milton	OL	6-4	324	25	3	Louisiana-Monroe	FA-15
83	DeAndre Carter	WR	5-8	188	22	R	Sacramento State	FA-15

## RESERVE/P.U.P.

#	NAME	POS	HT	WT	AGE	YR	COLLEGE	ACQ.
52	Dane Fletcher	LB	6-2	245	29	6	Montana State	UFA(TB)-15
94	Chris Jones	DT	6-1	295	25	3	Bowling Green	CW(TB)-13

## RESERVE/N.F.I.

#	NAME	POS	HT	WT	AGE	YR	COLLEGE	ACQ.
59	Rufus Johnson	LB	6-5	280	25	1	Tarleton State	FA-15

## RESERVE/INJURED LIST

#	NAME	POS	HT	WT	AGE	YR	COLLEGE	(IR date)
13	Brandon Gibson	WR	6-0	210	28	7	Washington State	(8/24/2015)
17	Aaron Dobson	WR	6-3	205	24	3	Marshall	(11/26/2015)
25	Tarell Brown	CB	5-11	190	30	8	Texas	(10/17/2015)
29	LeGarrette Blount	RB	6-0	250	29	6	Oregon	(12/16/2015)
33	Dion Lewis	RB	5-8	195	25	4	Pittsburgh	(11/9/2015)
34	Darryl Roberts	DB	6-0	190	25	R	Marshall	(9/1/2015)
35	Tyler Gaffney	RB	6-0	220	24	2	Stanford	(8/13/2015)
46	James Develin	FB	6-3	255	27	3	Brown	(9/1/2015)
62	Ryan Wendell	OL	6-2	300	29	7	Fresno State	(11/08/2015)
77	Nate Solder	T	6-8	325	27	5	Colorado	(10/14/2015)
84	Brian Tyms	WR	6-3	205	26	3	Florida A&M	(8/25/2015)
86	AJ Derby	TE	6-5	255	24	R	Arkansas	(8/5/2015)
98	Trey Flowers	DL	6-2	265	22	R	Arkansas	(12/1/2015)
99	Dominique Easley	DL	6-2	285	23	2	Florida	(12/15/2015)





# 2015 POSITIONAL ROSTER

December 22, 2015

DEFENSE (26)								
#	NAME	POS	HT	WT	BORN	YR	COLLEGE	H.S. HOMETOWN
<b>DEFENSIVE LINE (9)</b>								
97	Branch, Alan	DL	6-6	350	12/29/1984	9	Michigan	Rio Rancho, N.M.
90	Brown, Malcom	DL	6-2	320	2/2/1994	R	Texas	Brenham, Texas
92	Grissom, Geno	DL	6-4	265	6/4/1992	R	Oklahoma	Hutchinson, Kan.
72	Hicks, Akiem	DL	6-5	324	11/16/1989	4	Regina	Fair Oaks, Calif.
95	Jones, Chandler	DE	6-5	265	2/27/1990	4	Syracuse	Endicott, N.Y.
70	Kitchen, Ishmael	DL	6-1	330	8/24/1988	4	Kent State	Youngstown, Ohio
50	Ninkovich, Rob	DE	6-2	260	2/1/1984	10	Purdue	Blue Island, Ill.
93	Sheard, Jabaal	DL	6-3	260	5/10/1989	5	Pittsburgh	Hollywood, Fla.
96	Siliga, Sealver	DL	6-2	325	4/26/1990	4	Utah	West Jordan, Utah
<b>LINEBACKER (6)</b>								
58	Bostic, Jonathan	LB	6-1	245	5/5/1991	3	Florida	Wellington, Fla.
91	Collins, Jamie	LB	6-3	250	10/20/1989	3	Southern Mississippi	McCall Creek, Miss.
53	Fleming, Darius	LB	6-2	250	7/19/1989	4	Notre Dame	Chicago, Ill.
55	Freeny, Jonathan	LB	6-2	255	6/15/1989	4	Rutgers	Coconut Creek, Fla.
54	Hightower, Dont'a	LB	6-3	265	3/12/1990	4	Alabama	Lewisburg, Tenn.
51	Mayo, Jerod	LB	6-1	250	2/23/1986	8	Tennessee	Hampton, Va.
<b>DEFENSIVE BACK (11)</b>								
21	Butler, Malcolm	CB	5-11	190	3/2/1990	2	West Alabama	Vicksburg, Miss.
23	Chung, Patrick	S	5-11	215	8/19/1987	7	Oregon	Rancho Cucamonga, Calif.
22	Coleman, Justin	DB	5-11	188	3/27/1993	R	Tennessee	Brunswick, Ga.
43	Ebner, Nate	DB	6-0	220	12/14/1988	4	Ohio State	Dublin, Ohio
30	Harmon, Duron	DB	6-1	205	1/24/1991	3	Rutgers	Magnolia, Del.
34	Johnso, Leonard	DB	5-10	202	3/30/1990	4	Iowa State	Largo, Fla.
36	King, Brandon	DB	6-2	220	6/8/1993	R	Auburn	Alabaster, Ala.
32	McCourty, Devin	DB	5-10	195	8/13/1987	6	Rutgers	Montvale, N.J.
37	Richards, Jordan	DB	5-11	210	1/21/1993	R	Stanford	Folsom, Calif.
26	Ryan, Logan	CB	5-11	195	2/9/1991	3	Rutgers	Voorhees, N.J.
27	Wilson, Tavon	DB	6-0	215	3/19/1990	4	Illinois	Washington, D.C.
OFFENSE (24)								
#	NAME	POS	HT	WT	BORN	YR	COLLEGE	H.S. HOMETOWN
<b>OFFENSIVE LINE (9)</b>								
60	Andrews, David	C	6-3	295	7/10/1992	R	Georgia	Johns Creek, Ga.
61	Cannon, Marcus	OL	6-5	335	5/6/1988	5	Texas Christian	Odessa, Texas
71	Fleming, Cameron	OL	6-6	320	9/3/1992	2	Stanford	Houston, Texas
63	Jackson, Tre'	G	6-4	320	12/14/1992	R	Florida State	Jesup, Ga.
67	Kline, Josh	OL	6-3	300	12/29/1989	3	Kent State	Mason, Ohio
69	Mason, Shaq	OL	6-1	310	8/28/1993	R	Georgia Tech	Columbia, Tenn.
66	Stork, Bryan	OL	6-4	310	11/15/1990	2	Florida State	Vero Beach, Fla.
76	Vollmer, Sebastian	T	6-8	325	7/10/1984	7	Houston	Kaarst, Germany
68	Waddle, LaAdrian	OL	6-6	328	7/21/1991	3	Texas Tech	Columbus, Texas
<b>QUARTERBACK (2)</b>								
12	Brady, Tom	QB	6-4	225	8/3/1977	16	Michigan	San Mateo, Calif.
10	Garoppolo, Jimmy	QB	6-2	225	11/2/1991	2	Eastern Illinois	Arlington Heights, Ill.
<b>WIDE RECEIVER (6)</b>								
80	Amendola, Danny	WR	5-11	190	11/2/1985	7	Texas Tech	The Woodlands, Texas
11	Edelman, Julian	WR	5-10	200	5/22/1986	7	Kent State	Redwood City, Calif.
15	Hankerson, Leonard	WR	6-2	211	1/30/1989	5	Miami (Fla.)	Ft. Lauderdale, Fla.
19	LaFell, Brandon	WR	6-3	210	11/4/1986	6	Louisiana State	Houston, Texas
82	Martin, Keshawn	WR	5-11	194	3/15/1990	4	Michigan State	Westland, Mich.
18	Slater, Matthew	WR	6-0	205	9/9/1985	8	UCLA	Anaheim, Calif.
<b>RUNNING BACK (3)</b>								
38	Bolden, Brandon	RB	5-11	220	1/26/1990	4	Mississippi	Baton Rouge, La.
47	Iosefa, Joey	RB	6-0	245	6/19/1991	R	Hawaii	Pago Pago, American Samoa
28	White, James	RB	5-10	205	2/3/1992	2	Wisconsin	Ft. Lauderdale, Fla.
<b>TIGHT END (4)</b>								
88	Chandler, Scott	TE	6-7	260	7/23/1985	8	Iowa	Southlake, Texas
44	Cleveland, Asante	TE	6-5	260	3/21/1992	2	Miami (Fla.)	Sacramento, Calif.
87	Gronkowski, Rob	TE	6-6	265	5/14/1989	6	Arizona	Pittsburgh, Pa.
85	Williams, Michael	TE	6-6	304	9/8/1990	2	Alabama	Reform, Ala.
SPECIALISTS (3)								
#	NAME	POS	HT	WT	BORN	YR	COLLEGE	H.S. HOMETOWN
<b>SPECIALISTS (3)</b>								
6	Allen, Ryan	P	6-2	220	2/28/1990	3	Louisiana Tech	Salem, Ore.
49	Cardona, Joe	LS	6-3	245	4/16/1992	R	Navy	El Cajon, Calif.
3	Gostkowski, Stephen	K	6-1	215	1/28/1984	10	Memphis	Madison, Miss.
RESERVE/P.U.P. (2)								
#	NAME	POS	HT	WT	BORN	YR	COLLEGE	H.S. HOMETOWN
<b>RESERVE/P.U.P. (2)</b>								
52	Fletcher, Dane	LB	6-2	245	9/14/1986	6	Montana State	Bozeman, Mont.
94	Jones, Chris	DT	6-1	295	7/12/1990	3	Bowling Green	Brownsburg, Ind.
RESERVE/N.F.I. (1)								
#	NAME	POS	HT	WT	BORN	YR	COLLEGE	H.S. HOMETOWN
<b>RESERVE/N.F.I. (1)</b>								
59	Johnson, Rufus	LB	6-5	280	8/28/1990	1	Tarleton State	Dallas, Texas
RESERVE/INJURED (14)								
#	NAME	POS	HT	WT	BORN	YR	COLLEGE	H.S. HOMETOWN
<b>RESERVE/INJURED (14)</b>								
29	Blount, LeGarrette	RB	6-0	250	12/5/1986	6	Oregon	Perry, Fla.
25	Brown, Tarell	CB	5-10	190	1/6/1985	8	Texas	Mesquite, Texas
86	Derby, AJ	TE	6-5	255	9/20/1991	R	Arkansas	Iowa City, Iowa
46	Develin, James	FB	6-3	255	7/23/1988	3	Brown	Gilbertsville, Pa.
17	Dobson, Aaron	WR	6-3	205	7/23/1991	3	Marshall	Dunbar, W.V.
99	Easley, Dominique	DL	6-2	285	4/28/1992	2	Florida	Staten Island, N.Y.
98	Flowers, Trey	DL	6-2	265	8/16/1993	R	Arkansas	Huntsville, Ala.
36	Gaffney, Tyler	RB	6-0	220	4/20/1991	2	Stanford	San Diego, Calif.
13	Gibson, Brandon	WR	6-0	210	8/13/1987	7	Washington State	Puyallup, Wash.
33	Lewis, Dion	RB	5-8	195	9/27/1990	4	Pittsburgh	Blairstown, N.J.
28	Roberts, Darryl	DB	6-0	190	11/26/1990	R	Marshall	Lakeland, Fla.
77	Solder, Nate	T	6-8	325	4/12/1988	5	Colorado	Buena Vista, Co.
84	Tyrms, Brian	WR	6-3	205	2/21/1989	3	Florida A&M	Ft. Lauderdale, Fla.
62	Wendell, Ryan	OL	6-2	300	3/4/1986	7	Fresno State	Pomona, Calif.





# HOW THE PATRIOTS WERE BUILT

UPDATED: December 22, 2015

<u>YEAR</u>	<u>DRAFTEES (26)</u>	<u>VETERAN FREE AGENTS (12)</u>	<u>WAIVERS (2) / TRADES (5)</u>	<u>ROOKIE AND FIRST-YEAR FREE AGENTS (8)</u>
<b>2000</b>	Tom Brady (6b)			
<b>2006</b>	Stephen Gostkowski (4b)			
<b>2008</b>	Jerod Mayo (1) Matthew Slater (5)			
<b>2009</b>	Sebastian Vollmer (2d) Julian Edelman (7a)	Rob Ninkovich (5) (NO)		
<b>2010</b>	Devin McCourty (1) Rob Gronkowski (2a)			
<b>2011</b>	Marcus Cannon (5a)			
<b>2012</b>	Chandler Jones (1a) Dont'a Hightower (1b) Tavon Wilson (2) Nate Ebner (6)			Brandon Bolden (fa)
<b>2013</b>	Jamie Collins (2a) Logan Ryan (3a) Duron Harmon (3b)	Danny Amendola (fa) (DAL) Sealver Siliga (fa) (SF)		Ryan Allen (fa) Josh Kline (fa)
<b>2014</b>	Jimmy Garoppolo (2) Bryan Stork (4a) James White (4b) Cameron Fleming (4c)	Alan Branch (2) (ARI) Patrick Chung (2) (NE) Darius Fleming (5) (SF) Brandon LaFell (3) (CAR)		Malcolm Butler (fa)
<b>2015</b>	Malcom Brown (1) Jordan Richards (2) Geneo Grissom (3) Tre' Jackson (4b) Shaq Mason (4c) Joe Cardona (5)	Scott Chandler (4) (SD) Jonathan Freeny (fa) (MIA) Leonard Johnson (fa) (TB) Ishmael Kitchen (fa) (BAL) Jabbaal Sheard (2) (CLE)	Asante Cleveland (fa) (tr-SF) Jonathan Bostic (2) (tr-CHI) Leonard Hankerson (3) CW (ATL) Akiem Hicks (3) (tr-NO) Keshawn Martin (4) (tr-HOU) LaAdrian Waddle (fa) CW (DET) Michael Williams (7) (tr-DET)	David Andrews (fa) Justin Coleman (fa) (MIN) Joey Iosefa (7) (TB) Brandon King (fa)
<b>NOTE:</b> Team in parenthesis is the player's prior team (#) – indicates round drafted (fa) – indicates non-drafted free agents		<b><u>Reserve/Injured (14)</u></b> LeGarrette Blount (fa) (TEN) Tarell Brown (5) (SF) AJ Derby (6b) - 2015 James Develin (fa) (CIN) Aaron Dobson (2b) Dominique Easley (1) Trey Flowers (4a) Tyler Gaffney (6) CW (CAR) Brandon Gibson (6) (PHI) Dion Lewis (5) (PHI) Darryl Roberts (7a) Nate Solder (1) Brian Tyms (fa) (SF) Ryan Wendell (fa)		
		<b><u>Reserve/P.U.P (2)</u></b> Dane Fletcher (fa) (NE) Chris Jones (6) (HOU) CW (TB)		
		<b><u>Reserve/N.F.I. (1)</u></b> Rufus Johnson (6) (NO)		





# UNOFFICIAL DEPTH CHART

Unofficial depth chart compiled by Patriots media relations

## OFFENSE

<b>WR:</b>	80 Danny Amendola	19 Brandon LaFell	18 Matthew Slater
<b>LT:</b>	76 Sebastian Vollmer	71 Cameron Fleming	
<b>LG:</b>	69 <u>Shaq Mason</u>	67 Josh Kline	
<b>C:</b>	66 Bryan Stork	60 <u>David Andrews</u>	
<b>RG:</b>	67 Josh Kline	63 <u>Tre' Jackson</u>	66 Bryan Stork
<b>RT:</b>	61 Marcus Cannon	68 LaAdrian Waddle	
<b>TE:</b>	87 Rob Gronkowski	88 Scott Chandler	85 Michael Williams 44 Asante Cleveland
<b>WR:</b>	11 Julian Edelman	82 Keshawn Martin	15 Leonard Hankerson
<b>QB:</b>	12 Tom Brady	10 Jimmy Garoppolo	
<b>RB:</b>	28 James White	47 <u>Joey Iosefa</u>	
<b>RB:</b>	38 Brandon Bolden		

## DEFENSE

<b>LE:</b>	50 Rob Ninkovich	72 Akiem Hicks	92 <u>Geneo Grissom</u>
<b>DT:</b>	97 Alan Branch	96 Sealver Siliga	
<b>DT:</b>	90 <u>Malcom Brown</u>	70 Ishmaa'ily Kitchen	
<b>RE:</b>	95 Chandler Jones	93 Jabaal Sheard	
<b>LB:</b>	91 Jamie Collins	58 Jonathan Bostic	
<b>LB:</b>	51 Jerod Mayo	55 Jonathan Freeny	
<b>LB:</b>	54 Dont'a Hightower	53 Darius Fleming	
<b>RCB:</b>	26 Logan Ryan	34 Leonard Johnson	
<b>LCB:</b>	21 Malcolm Butler	22 <u>Justin Coleman</u>	
<b>S:</b>	23 Patrick Chung	30 Duron Harmon	37 <u>Jordan Richards</u>
<b>S:</b>	32 Devin McCourty	27 Tavon Wilson	43 Nate Ebner 36 <u>Brandon King</u>

## SPECIAL TEAMS

<b>K:</b>	3 Stephen Gostkowski		
<b>P:</b>	6 Ryan Allen		
<b>H:</b>	6 Ryan Allen		
<b>PR:</b>	11 Julian Edelman	80 Danny Amendola	82 Keshawn Martin
<b>KR:</b>	80 Danny Amendola	18 Matthew Slater	82 Keshawn Martin
<b>LS:</b>	49 <u>Joe Cardona</u>		

## PRONUNCIATION GUIDE

Danny Amendola	am-men-DOLE-uh	Ishmaa'ily Kitchen	ish-MAY-lee
Joe Cardona	car-DOAN-a	Jerod Mayo	je-ROD
Stephen Gostkowski	gost-COW-ski	Jabaal Sheard	juh-BALL SHEERD
Geneo Grissom	GEE-no	Sealver Siliga	SIL-ver SEE-ling-gah
Joey Iosefa	YO-sef-ah	Tavon Wilson	TAY-von
Dont'a Hightower	don-TAY		





# 2015 TRANSACTIONS

UPDATED: DECEMBER 22, 2015

## JANUARY, 2015

3/5/2015	Barker, Chris	Signed to a future contract
3/5/2015	Bequette, Jake	Signed to a future contract
3/5/2015	Green, Justin	Signed to a future contract
3/5/2015	Gilbert, Garrett	Signed to a future contract
3/5/2015	Hauptmann, Caylin	Signed to a future contract
3/5/2015	Johnson, Antonio	Signed to a future contract
3/5/2016	Johnson, Rufus	Signed to a future contract
3/5/2015	Krause, Jonathan	Signed to a future contract
3/5/2015	Lewis, Dion	Signed to a future contract
3/5/2015	Martin, Eric	Signed to a future contract
3/5/2015	Skinner, Deontae	Signed to a future contract
3/5/2015	Swanson, Daxton	Signed to a future contract

## MARCH, 2015

3/2/2015	Gostkowski, Stephen	Designated Franchise Player
3/6/2015	Ott, Tyler	Signed
3/11/2015	Tyms, Brian	Re-signed
3/11/2015	Dorsey, Kevin	Signed
3/11/2015	Gibson, Brandon	Signed
3/12/2015	Chekwa, Chimdi	Signed
3/12/2015	Freemy, Jonathan	Signed
3/12/2015	Sheard, Jabaal	Signed
3/13/2015	White, Chris	Re-signed

## APRIL, 2015

4/30/2015	Brown, Malcom	Drafted
-----------	---------------	---------

## MAY, 2015

5/1/2015	Richards, Jordan	Drafted
5/1/2015	Grissom, Geneo	Drafted
5/2/2015	Flowers, Trey	Drafted
5/2/2015	Jackson, Tre'	Drafted
5/2/2015	Mason, Shaq	Drafted
5/2/2015	Cardona, Joe	Drafted
5/2/2015	Wells, Matthew	Drafted
5/2/2015	Derby, AJ	Drafted
5/2/2015	Roberts, Darryl	Drafted
5/2/2015	Dickson, Xzavier	Drafted
5/5/2015	Dennard, Alfonso	Released
5/5/2015	Ott, Tyler	Released
5/5/2015	Skinner, Deontae	Released
5/7/2015	Buchanan, Michael	Released
5/7/2015	Dorsey, Kevin	Released
5/8/2015	Derby, AJ	Signed/Draft Choice
5/8/2015	Dickson, Xzavier	Signed/Draft Choice
5/8/2015	Flowers, Trey	Signed/Draft Choice
5/8/2015	Jackson, Tre'	Signed/Draft Choice
5/8/2015	Mason, Shaq	Signed/Draft Choice
5/8/2015	Richards, Jordan	Signed/Draft Choice
5/8/2015	Roberts, Darryl	Signed/Draft Choice
5/8/2015	Wells, Matthew	Signed/Draft Choice
5/8/2015	Andrews, David	Signed
5/8/2015	Gardner, Devin	Signed
5/8/2015	Harper, Chris	Signed
5/8/2015	Jean, Jimmy	Signed
5/8/2015	King, Brandon	Signed
5/8/2015	Patterson, Eric	Signed
5/8/2015	Taylor, Vince	Signed
5/9/2015	Grissom, Geneo	Signed/Draft Choice
5/11/2015	Arrington, Kyle	Released
5/11/2015	Davis, Fred	Signed
5/11/2015	Hughes, Kevin	Signed
5/12/2015	Watson, Dekoda	Signed
5/18/2015	Spikes, Brandon	Signed
5/18/2015	Chekwa, Chimdi	Released
5/18/2015	Gardner, Devin	Released
5/18/2015	Gordon, Cam	Released
5/26/2015	Fletcher, Dane	Signed
5/26/2015	D'Orazio, Zach	Signed

## JUNE, 2015

6/4/2014	Cardona, Joe	Signed/Draft Choice
6/8/2015	Spikes, Brandon	Released
6/8/2015	Cox, Derek	Signed
6/9/2015	Patterson, Eric	Released
6/11/2015	Lynch, D.J.	Signed
6/11/2015	Mundine, Jimmay	Signed
6/11/2015	Stokes, Logan	Signed
6/11/2015	Gilbert, Garrett	Released
6/11/2015	D'Orazio, Zach	Released
6/11/2015	Wright, Tim	Released
6/12/2015	Flynn, Matt	Signed

## JUNE, 2015

6/18/2015	Stokes, Logan	Released
6/19/2015	Brown, Malcom	Signed/Draft Choice
6/19/2015	Davis, Fred	Released

## JULY, 2015

7/23/2015	D'Orazio, Zach	Signed
7/27/2015	Brown, Tarell	Signed

## AUGUST, 2015

8/1/2015	Cox, Derek	Released
8/1/2015	Green, Justin	Released
8/1/2015	Lynch, DJ	Released
8/3/2015	Gunn, Harland	Claimed off Waivers (ATL)
8/3/2015	Hughes, Kevin	Released
8/3/2015	Taylor, Vince	Released
8/4/2015	Fort, L.J.	Signed
8/4/2015	Gordon, Cameron	Signed
8/4/2015	Kettani, Eric	Signed
8/4/2015	Pataial'i, A.J.	Signed
8/5/2015	Derby, AJ	Placed on Reserve/Injured
8/6/2015	Asper, Mark	Signed
8/6/2015	Brodine, Mason	Signed
8/6/2015	Gunn, Harland	Released
8/10/2015	Creecy, Tony	Signed
8/10/2015	Lindley, Ryan	Signed
8/10/2015	Stokes, Logan	Signed
8/10/2015	Brodine, Mason	Released
8/10/2015	Flynn, Matt	Released
8/10/2015	White, Chris	Released
8/11/2015	Groy, Ryan	Acquired Via Trade (CHI)
8/11/2015	Wells, Matthew	Traded to Chicago
8/13/2015	Gaffney, Tyler	Placed on Reserve/Injured
8/14/2015	Walker, Casey	Signed
8/18/2015	Cleveland, Asante	Acquired Via Trade (SF)
8/18/2015	Devey, Jordan	Traded to San Francisco
8/18/2015	Fort, L.J.	Released
8/18/2015	Martin, Chris	Claimed off Waivers (MIA)
8/18/2015	Stokes, Logan	Released
8/24/2015	Lynch, D.J.	Signed
8/24/2015	Gibson, Brandon	Placed on Reserve/Injured
8/25/2015	Wayne, Reggie	Signed
8/25/2015	Kettani, Eric	Released
8/25/2015	Tyms, Brian	Placed on Reserve/Injured
8/26/2015	Williams, Michael	Acquired via Trade (DET)
8/26/2015	Jean, Jimmy	Released
8/27/2015	Asper, Mark	Released
8/27/2015	Gordon, Cameron	Released
8/27/2015	Johnson, Antonio	Released
8/28/2015	Bequette, Jake	Placed on Reserve/Injured
8/31/2015	Boyce, Josh	Released
8/31/2015	Krause, Jonathan	Released
8/31/2015	Mundine, Jimmay	Released
8/31/2015	Vellano, Joe	Released
8/31/2015	Watson, Dekoda	Released

## SEPTEMBER, 2015

9/1/2015	Saunders, Jalen	Acquired via Trade (NO)
9/1/2015	Daniels, DaVaris	Claimed off Waivers (MIN)
9/1/2015	Fletcher, Dane	Placed on Reserve/P.U.P.
9/1/2015	Jones, Chris	Placed on Reserve/P.U.P.
9/1/2015	Develin, James	Placed on Reserve/Injured
9/1/2015	Roberts, Darryl	Placed on Reserve/Injured
9/1/2015	Barker, Chris	Released
9/1/2015	Lynch, D.J.	Released
9/4/2015	Coleman, Justin	Signed
9/4/2015	Bequette, Jake	Released from Reserve/Injured
9/4/2015	Creecy, Tony	Released
9/4/2015	D'Orazio, Zach	Released
9/4/2015	Daniels, DaVaris	Released
9/4/2015	Groy, Ryan	Released
9/4/2015	Hauptmann, Caylin	Released
9/4/2015	Lindley, Ryan	Released
9/4/2015	Martin, Chris	Released
9/4/2015	Morris, James	Released
9/4/2015	Pataial'i, A.J.	Released
9/4/2015	Walker, Casey	Released
9/5/2015	Cleveland, Asante	Released
9/5/2015	Coleman, Justin	Released
9/5/2015	Dickson, Xzavier	Released
9/5/2015	Fleming, Darius	Released
9/5/2015	Gray, Jonas	Released
9/5/2015	King, Brandon	Released
9/5/2015	McClain, Robert	Released
9/5/2015	Moore, Zach	Released





# 2015 TRANSACTIONS

## SEPTEMBER, 2015 (continued)

9/5/2015	Saunders, Jalen	Released
9/5/2015	Swanson, Daxton	Released
9/5/2015	Wayne, Reggie	Released
9/5/2015	LaFell, Brandon	Placed on Reserve/P.U.P.
9/6/2015	Thornton, Khyri	Claimed off Waivers (GB)
9/6/2015	Fleming, Cameron	Released
9/7/2015	Barker, Chris	Signed to the practice squad
9/7/2015	Clausell, Blaine	Signed to the practice squad
9/7/2015	Cleveland, Asante	Signed to the practice squad
9/7/2015	Dickson, Xzavier	Signed to the practice squad
9/7/2015	Fleming,, Darius	Signed to the practice squad
9/7/2015	King, Brandon	Signed to the practice squad
9/7/2015	Palmer, Nathan	Signed to the practice squad
9/7/2015	Staten, Jimmy	Signed to the practice squad
9/7/2015	Swanson, Daxton	Signed to the practice squad
9/7/2015	Thompkins, Kenbrell	Signed to the practice squad
9/8/2015	Fleming, Cameron	Signed to the practice squad
9/8/2015	Dickson, Xzavier	Released from the practice squad
9/9/2015	Coleman, Justin	Signed off Seattle practice squad
9/9/2015	Stork, Bryan	Placed on Reserve/Injured (designated to return)
9/9/2015	Singleton, Alex	Signed to the practice squad
9/9/2015	Barker, Chris	Released from the practice squad
9/12/2015	Martin, Eric	Released
9/15/2015	Harper, Chris	Released
9/16/2015	Watson, Dekoda	Signed
9/16/2015	Martin, Eric	Signed to the practice squad
9/16/2015	Singleton, Alex	Released from the practice squad
9/16/2015	Staten, Jimmy	Released from the practice squad
9/17/2015	Martin, Keshawn	Acquired via Trade (HOU)
9/17/2015	Thornton, Khyri	Released
9/17/2015	Harper, Chris	Signed to the practice squad
9/18/2015	Staten, Jimmy	Signed to the practice squad
9/18/2015	Palmer, Nathan	Released from the practice squad
9/19/2015	Barker, Chris	Signed to the practice squad
9/19/2015	Thornton, Khyri	Signed to the practice squad
9/19/2015	Staten, Jimmy	Released from the practice squad
9/19/2015	Swanson, Daxton	Released from the practice squad
9/25/2015	Vellano, Joe	Signed to the practice squad
9/25/2015	Martin, Eric	Released from the practice squad
9/29/2015	Bostic, Jonathan	Acquired via Trade (CHI)
9/29/2015	Cadet, Travaris	Released
9/30/2015	Watson, Dekoda	Released
9/30/2015	Barker, Chris	Released from the practice squad
9/30/2015	Thompkins, Kenbrell	Released from the practice squad
9/30/2015	Vellano, Joe	Released from the practice squad

## OCTOBER, 2015

10/1/2015	Hicks, Akiem	Acquired via Trade (NO)
10/1/2015	Hoomanawanui, M.	Traded to New Orleans
10/1/2015	Thornton, Khyri	Signed from the practice squad
10/1/2015	Dixon, Brandon	Signed to the practice squad
10/1/2015	Hickey, Sean	Signed to the practice squad
10/1/2015	Hill, Austin	Signed to the practice squad
10/1/2015	Martin, Eric	Signed to the practice squad
10/9/2015	Barker, Chris	Signed to the practice squad
10/9/2015	Hickey, Sean	Released from the practice squad
10/10/2015	King, Brandon	Signed from the practice squad
10/10/2015	Fletcher, Bradley	Released
10/14/2015	Solder, Nate	Placed on Reserve/Injured
10/14/2015	Melvin, Rashaan	Claimed off Waivers (BAL)
10/17/2015	Fleming, Cameron	Signed from the practice squad
10/17/2015	Brown, Tarell	Placed on Reserve/Injured
10/20/2015	Williams, Brennan	Signed to the practice squad
10/21/2015	Iosefa, Joey	Signed to the practice squad
10/22/2015	Thornton, Khyri	Released
10/22/2015	Williams, Brennan	Released from the practice squad
10/24/2015	LaFell, Brandon	Activated to the 53-man roster
10/28/2015	Raven Sr., Floyd	Signed to the practice squad
10/28/2015	Ventrone, Ross	Signed to the practice squad
10/28/2015	Dixon, Brandon	Released from the practice squad
10/28/2015	McDonald, Dewey	Claimed off Waivers (IND)
10/28/2015	Johnson, Rufus	Placed on Reserve/Illness

## NOVEMBER, 2015

11/7/2015	Stork, Bryan	Activated to the 53-man roster
11/7/2015	Wendell, Ryan	Placed on Reserve/Injured
11/9/2015	Lewis, Dion	Placed on Reserve/Injured
11/10/2015	Milton, Keavon	Signed to the practice squad
11/10/2015	Wilson, Torrian	Signed to the practice squad
11/10/2015	Hill, Austin	Released from the practice squad
11/10/2015	Raven, Sr., Floyd	Released from the practice squad
11/12/2015	Martin, Eric	Signed from the practice squad
11/12/2015	Thomas, Robert	Signed to the practice squad

## NOVEMBER, 2015 (continued)

11/12/2015	McDonald, Dewey	Released
11/14/2015	Barker, Chris	Signed from the practice squad
11/14/2015	McDonald, Dewey	Signed to the practice squad
11/17/2015	Harper, Chris	Signed from the practice squad
11/17/2015	Barker, Chris	Released
11/18/2015	Fauria, Joseph	Signed to the practice squad
11/18/2015	Greenwood, Chris	Signed to the practice squad
11/18/2015	Vereen, Brock	Signed to the practice squad
11/18/2015	McDonald, Dewey	Released from the practice squad
11/19/2015	Barker, Chris	Signed to the practice squad
11/19/2015	Clausell, Blaine	Released from the practice squad
11/26/2015	Dobson, Aaron	Placed on Reserve/Injured
11/26/2015	McDonald, Dewey	Signed
11/27/2015	Martin, Eric	Released
11/28/2015	Cleveland, Asante	Signed from the practice squad
11/28/2015	Fleming, Darius	Signed from the practice squad
11/28/2015	McDonald, Dewey	Released
11/30/2015	Harper, Chris	Released

## DECEMBER, 2015

12/1/2015	Johnson, Damaris	Signed
12/1/2015	Williams, Trey	Claimed off Waivers (DAL)
12/1/2015	Flowers, Trey	Placed on Reserve/Injured
12/1/2015	Hill, Austin	Signed to the practice squad
12/2/2015	Harper, Chris	Signed to the practice squad
12/2/2015	Quarles, Kelcy	Signed to the practice squad
12/9/2015	Melvin, Rashaan	Released
12/9/2015	Fauria, Joesph	Released from the practice squad
12/9/2015	Johnson, Leonard	Signed
12/9/2015	Martin, Eric	Signed to the practice squad
12/10/2015	Williams, Trey	Released
12/10/2015	Melvin, Rashaan	Signed to the practice squad
12/10/2015	Greenwood, Chris	Released from the practice squad
12/12/2015	Martin, Eric	Signed from the practice squad
12/12/2015	Williams, Trey	Signed to the practice squad
12/15/2015	Easley, Dominique	Placed on Reserve/Injured
12/15/2015	Ball, Montee	Signed to the practice squad
12/15/2015	Carter, DeAndre	Signed to the practice squad
12/15/2015	Hill, Austin	Released from the practice squad
12/15/2015	Quarles, Kelcy	Released from the practice squad
12/16/2015	Kitchen, Ishmael	Signed
12/16/2015	Snyder, Kevin	Signed to the practice squad
12/16/2015	Williams, Trey	Released from the practice squad
12/16/2015	Blount, LeGarrette	Placed on Reserve/Injured
12/16/2015	Johnson, Damaris	Released
12/17/2015	Hankerson, Leonard	Claimed off Waivers (ATL)
12/17/2015	Waddle, LaAdrian	Claimed off Waivers (DET)
12/19/2015	Iosefa, Joey	Signed from the practice squad
12/19/2015	Martin, Eric	Released





# PATRIOTS

## at NY Jets

### SERIES HISTORY



The Patriots and Jets will meet for the 114th time, including three postseason games, since the series between the AFC East rivals began in 1960. It will be the second meeting of the 2015 season. The Patriots beat the Jets, 30-23, at Gillette Stadium on Oct. 25.

The Patriots will be looking for their 17th series sweep and second consecutive sweep, after winning both games against the Jets in 2014.

The Patriots earned their 16th series sweep last year with a 27-25 win on Thursday Night Football at Gillette Stadium on Oct. 16, 2014, and a 17-16 win at the New York Jets on Dec. 21, 2014.

The Patriots lead the series, 59-53-1 overall.

The Patriots are 32-25-1 all-time against the Jets at home, including 1-1 at home in the postseason.

The Patriots are 27-28 all-time on the road against the Jets, including 3-2 at MetLife Stadium.

The teams have played in the postseason three times – a 1985 Wild Card game, a 2006 Wild Card game and an AFC Divisional game in 2010. New England beat the Jets, 26-14, in 1985 at the Meadowlands on their way to Super Bowl XX. In 2006, the Patriots defeated the Jets, 37-16, at Gillette Stadium and the Jets defeated the Patriots, 28-21, in the 2010 Divisional playoff game.

New England is 29-15 against the Jets since Robert Kraft purchased the team in 1994.

New England's 59 overall victories over the Jets (including two playoff wins) are the second most over any single opponent, trailing only Buffalo with 69 all-time wins.

### SERIES BREAKDOWN

**NEW ENGLAND 59, NEW YORK 53, 1 Tie**  
(Including New England 2, New York 1 in Playoffs)

**Home Record** ..... **32-25-1 (incl. 1-1 in playoffs)**

Record in Foxborough ..... 28-19  
Gillette Stadium ..... 12-4 (incl. 1-1 playoffs)  
Foxboro Stadium ..... 16-15  
Record in Boston ..... 4-5-1  
Record in Birmingham, Ala. .... 0-1

**Road Record** ..... **27-28 (incl. 1-0 in playoffs)**

MetLife Stadium ..... 3-2  
Giants Stadium ..... 17-10 (incl. 1-0 playoffs)  
Shea Stadium ..... 5-14  
Polo Grounds ..... 2-2  
Seasonal Sweeps ..... Patriots 16 (most recent '14), Jets 14 ('00),  
Bill Belichick vs. N.Y. Jets ..... 24-11 (23-10 with New England)

### BELICHICK AGAINST THE AFC EAST

Bill Belichick has a 73-25 (.745) all-time regular season record against the AFC East as head coach of the Patriots, including a 22-9 record against the Jets. The Patriots are 4-0 against the AFC East in 2015. The Patriots finished with perfect 6-0 records in the AFC East two times under Belichick (2007 and 2012).

### BRADY AGAINST THE AFC EAST

As a starter against the AFC East, Tom Brady owns a 68-17 (.800) record. He is 25-3 against Buffalo, 22-6 against the New York Jets, 19-8 against Miami and was 2-0 against Indianapolis when they were in the AFC East (2001 season).

### PASSING PERFORMANCES

Tom Brady owns a 21-5 record against the Jets as a starting quarterback in regular-season games.

#### TOM BRADY VS. N.Y. JETS (21-5 as a starter) (REGULAR SEASON)

Date	A	C	Yd	%	TD	I	RT	W/L	Score
09/23/01	10	5	46	.500	0	0	62.9	Did Not Start	
12/02/01	28	20	213	.714	0	0	93.3	W	17-16
09/15/02	35	25	269	.714	2	1	100.8	W	44-7
12/22/02	37	19	133	.514	1	1	57.6	L	17-30
09/21/03	25	15	181	.600	0	0	82.3	W	23-16
12/20/03	25	15	138	.600	2	0	101.8	W	21-16
10/24/04	29	20	230	.690	1	0	104.1	W	13-7
12/26/04	32	21	264	.656	2	0	112.0	W	23-7
12/04/05	37	27	271	.730	0	0	93.4	W	16-3
12/26/05	29	18	185	.621	2	1	89.0	W	31-21
09/17/06	29	15	220	.517	1	1	73.9	W	24-17
11/12/06	36	24	253	.667	1	1	84.6	L	14-17
09/09/07	28	22	297	.786	3	0	146.6	W	38-14
12/16/07	27	14	140	.519	0	1	51.5	W	20-10
09/20/09	47	23	216	.489	0	1	53.1	L	9-16
11/22/09	41	28	310	.683	1	0	98.6	W	31-14
09/19/10	36	20	248	.556	2	2	72.5	L	14-28
12/06/10	29	21	326	.724	4	0	148.9	W	45-3
10/09/11	33	24	321	.727	1	1	100.7	W	30-21
11/13/11	39	26	329	.667	3	0	119.4	W	37-16
10/21/12	42	26	259	.635	2	0	95.2	W29-26 (ot)	
11/22/12	27	18	323	.667	3	0	144.5	W	49-19
09/12/13	39	19	185	.487	1	0	71.0	W	13-10
10/20/13	46	22	228	.478	0	1	53.5	L 27-30 (ot)	
10/16/14	37	20	261	.541	3	0	103.5	W	27-25
12/21/14	35	23	182	.657	1	1	76.1	W	17-16
10/25/15	54	34	355	.630	2	0	94.3	W	30-23
Totals	912	564	6383	.618	38	12	91.2		21-5

#### TOM BRADY VS. N.Y. JETS (1-1) (POSTSEASON)

Date	A	C	Yd	%	TD	I	Rating	W/L	Score
01/07/07	34	22	212	.647	2	0	101.6	W	37-16
01/16/11	45	29	299	.644	2	1	89.0	L	21-28
Totals	79	51	511	.646	4	1	94.4		1-1

### TALE OF THE TAPE

2015 Regular Season	New England	N.Y. Jets
Record	12-2	9-5
Divisional Standings	1st	2nd
Total Yards Gained	5,511	5,197
Total Offense (Rank)	393.6 (4)	371.2 (10)
Rush Offense	90.8 (28)	114.5 (11)
Pass Offense	302.9 (2)	256.7 (10)
Points Per Game	31.1 (3)	24.6 (11)
Touchdowns Scored	49	39
Third Down Conversion Pct.	43.5	41.5
Team Passer Rating	104.0	89.5
Total Yards Allowed	4,565	4,519
Total Defense (Rank)	326.1 (6)	322.8 (5)
Rush Defense	95.8 (10)	82.8 (2)
Pass Defense	230.3 (8)	240.0 (13)
Points Allowed/Game	19.2 (6t)	19.4 (8t)
Touchdowns Allowed	31	30
Third Down Defense (Pct.)	36.4	33.2
Field Goals Made/Attempted	30/32	24/29
Possession Avg.	30:25	31:35
Sacks Allowed/Yards Lost	34/201	20/99
Sacks Made/Yards	47/339	35/268
Passing TD/Int. (Off.)	35/6	28/13
Passing TD/Int. (Def.)	19/12	24/17
Penalties Against/Yards	88/811	84/707
Punts/Avg.	63/44.7	71/36.0
Takeaway/Giveaway Ratio	+7 (7t)	+8 (6)





# PATRIOTS

## at NY Jets

### 2015 FIRST MEETING: PATRIOTS 34, TITANS 13

October 25, 2015 ★ Gillette Stadium

	1	2	3	4	Final
New York Jets	3	7	7	6	— 23
New England Patriots	3	10	3	14	— 30

The New England Patriots entered the fourth quarter down 17-16 and fell behind 20-16 at home against the New York Jets before scoring on their only two drives of the fourth quarter to take the lead and held on for a 30-23 victory to improve to a 6-0 record. It is the third time in team history and the first since 2007 that the Patriots have begun a season with a 6-0 record.

QB Tom Brady connected on 14-of-17 passes for 150 yards and two touchdowns in the fourth quarter to rally from the 20-16 deficit. Brady finished the game 34-of-54 for 355 yards and threw at least two touchdowns for the sixth time in 2015. Brady also scored on a 1-yard touchdown run on a fourth-and-goal from the 1-yard line in the second quarter.

TE Rob Gronkowski had a career-high 11 receptions for 108 yards, including a 15-yard touchdown in the fourth quarter that gave the Patriots a 30-20 lead with 1:13 left to play. WR Danny Amendola caught eight passes for 86 yards, including an 8-yard touchdown in the fourth quarter that gave New England a 23-20 lead.

After Gronkowski's touchdown made it 30-20, the Jets rallied in the final minute, moving to the New England 37-yard line where they kicked a 55-yard field goal on a first down play with 23 seconds to play to make it 30-23. The Jets recovered the onside kick attempt on the ensuing drive and moved to the 37-yard before a false start penalty forced a time run off to secure the Patriots victory.

The Patriots defense held Jets RB Chris Ivory to just 41 yards on 17 attempts for a 2.4-yard average, after he entered the game as the NFL's leading rusher. The Jets defense entered the game first in the NFL and limited the Patriots to just nine rushing attempts for 16 yards for a 1.8-yard average.

DE Chandler Jones forced a fumble on a 2-yard sack of Jets QB Ryan Fitzpatrick on the game's second play, and LB Dont'a Hightower recovered at the Jets 19-yard line. That helped lead to a 38-yard field goal for a 3-0 lead. The Jets scored the game's next 10 points with a field goal on their next possession and then finished a 14-play, 83-yard drive with a touchdown for a 10-3 second quarter lead.

Brady tied the game at 10 midway through the second quarter with his 1-yard touchdown on a fourth-down sneak and then the Patriots took a 13-10 halftime lead when K Stephen Gostkowski connected on a 46-yard field goal with 2:05 left to play.

The Patriots opened the third quarter with a 65-yard drive that ended with a field goal for the first points given up by the Jets in the third quarter all season to make it 16-10. But, the Jets scored on their next two drives to make it 20-16 early in the fourth quarter.

## CONNECTIONS

### NEW ENGLAND TIES

- ★ Jets **P Ryan Quigley** attended Boston College where he broke the record for most punts in a season with 79. In his senior year, he was ranked fourth in the nation with 28 punts inside the 20. Quigley is the school's all-time leader in career punts with 283 for 11,418 yards.
- ★ Jets **QB Ryan Fitzpatrick** attended Harvard from 2001-04. During his senior year, Fitzpatrick earned Ivy League MVP honors after leading Harvard to a 10-0 record, throwing for 1,986 yards and 13 touchdowns and rushing for 448 yards and five scores.

### NEW YORK/NEW JERSEY TIES

- ★ Patriots **Chairman and Chief Executive Officer Robert Kraft** graduated from Columbia University in 1963 with a degree in history and economics and was inducted into the school's Athletics Hall of Fame in 2012.
- ★ Patriots **defense coordinator Matt Patricia** was a standout offensive lineman at R.P.I., where he helped the Engineers capture three ECAC National Championships. After graduating in 1996, Patricia began his coaching career at his alma mater as a graduate assistant.
- ★ Patriots **linebackers coach Patrick Graham** began his coaching career in 2002 as a graduate assistant at Wagner College in Staten Island, N.Y.
- ★ Patriots **safeties coach Brian Flores** attended Poly Prep HS in Brooklyn, N.Y., where he played running back and linebacker.
- ★ Patriots **coaching assistant Steve Belichick** attended Rutgers, where he walked onto the football team as a long-snapper in order to prepare for his coaching career.
- ★ Patriots **DB Devin McCourty** attended Saint Joseph's HS in Montvale, N.J., where he was an all-league first-team defensive back his final two seasons. McCourty went on to play college football at Rutgers, where he started 39 of 52 games at cornerback and was an Academic All-Big East selection in 2006 and 2007.
- ★ Patriots **LB Jonathan Freemy** was a four-year letterman (2007-10) and a

## CONNECTIONS (CONT'D)

two-year starter at Rutgers, where he played in 46 games with 13 starts.

- ★ Patriots **DB Logan Ryan** attended Eastern HS in Voorhees, N.J. before playing college football at Rutgers, where he started 27 of 37 games at cornerback and was a first-team All-American selection as a senior by Pro Football Weekly.
- ★ Patriots **DB Duron Harmon** started 27 of 50 games at Rutgers, earning first-team All-Big East honors as a junior and senior.

### FORMER PATRIOTS

- ★ Jets **CB Darrelle Revis** spent one season in New England, where he helped the Patriots capture a victory in Super Bowl XLIX.
- ★ Jets **RB Stevan Ridley** was drafted by the Patriots in the third round (73rd overall) of the 2011 NFL Draft and spent four seasons (2011-14) in New England.
- ★ Jets **defensive line coach Pepper Johnson** spent 14 years as a member of the Patriots' defensive coaching staff, where he held multiple roles and helped capture three Super Bowl victories from 2000-13.

### FORMER JETS

- ★ Patriots **head coach Bill Belichick** spent three seasons (1997-99) with the New York Jets as the team's assistant head coach/secondary coach, holding the responsibility of calling the team's defensive plays. In 1998, the Jets surrendered just 266 points, propelling the team to its first division title. After finishing the regular season with a franchise-best 12-4 overall record, the Jets advanced to the AFC Championship Game. In his first season with the Jets in 1997, his defense surrendered just 287 points, an average of 17.9 points per game, marking a significant 10.5-point per-game improvement from 1996.
- ★ Patriots **tight ends coach Brian Daboll** spent two seasons (2007-08) with the Jets as the quarterbacks coach. In New York, he helped QB Brett Favre pick up the Jets offense after the quarterback came out of retirement. In his one season under Daboll, Favre earned Pro Bowl accolades and had the second-highest completion percentage of his career and fifth-highest completion percentage in the NFL (65.7).
- ★ Patriots **offensive line coach Dave DeGuglielmo** coached with the New York Jets in 2012, serving as the team's offensive line coach. Under his direction, the unit aided the Jets rushing attack to 1,896 yards - the 12th best total in the NFL.

### FORMER NFL TEAMMATES

- ★ Patriots **TE Michael Williams** and Jets **TE Kellen Davis** were offensive teammates in Seattle in 2013.
- ★ Patriots **offensive coordinator Josh McDaniels** worked with Jets **WR Eric Decker** when McDaniels served as head coach of the Denver Broncos in 2010.
- ★ Patriots **defensive line coach Brendan Daly** tutored Jets **DT Leger Douzable** in 2009, when Daly held the same position with the St. Louis Rams.
- ★ Patriots **TE Scott Chandler** caught passes from Jets **QB Ryan Fitzpatrick** from 2010-12, when they played for the Buffalo Bills.
- ★ Patriots **WR Keshawn Martin** caught passes from Jets **QB Ryan Fitzpatrick** in 2014, when they played for the Houston Texans.
- ★ Patriots **offensive coordinator Josh McDaniels** tutored Jets **WR Brandon Marshall** in 2009, when McDaniels served as head coach of the Denver Broncos.
- ★ Patriots **tight ends coach Brian Daboll** also worked with Jets **WR Brandon Marshall** when Daboll held the role of offensive coordinator for the Miami Dolphins from 2010-11.
- ★ Patriots **DL Jabaal Sheard** and Jets **CB Buster Skrine** were defensive teammates for the Cleveland Browns from 2011-14.
- ★ Jets **head coach Todd Bowles** and **wide receivers coach Karl Dorrell** worked with Patriots **tight ends coach Brian Daboll** and **offensive line coach Dave DeGuglielmo** when they served on the Miami Dolphins coaching staff in 2011. Bowles was promoted from assistant head coach/secondary to interim head coach and Dorrell worked with the wide receivers, while Daboll held the role of offensive coordinator and DeGuglielmo tutored the offensive line.
- ★ Jets **offensive coordinator Chan Gailey** worked with Patriots **TE Scott Chandler** when Gailey served as head coach of the Buffalo Bills from 2010-12.
- ★ Jets **defensive coordinator Kacy Rodgers** worked with Patriots **DE Rob Ninkovich** when Rodgers tutored the Dolphins' defensive line in 2008.
- ★ From 2006-08, Jets **tight ends coach Jimmie Johnson** worked with Patriots **wide receivers coach Chad O'Shea** when they served on the Minnesota Vikings offensive coaching staff.
- ★ Patriots **head coach Bill Belichick** coached Jets **defensive line coach Pepper Johnson** several times during Johnson's playing career - first with the Giants from 1986-90, then with the Browns in 1995 and finally with the Jets from 1997-98.

### FORMER COLLEGE TEAMMATES

- ★ Patriots **TE Michael Williams** and Jets **G James Carpenter** were offensive teammates at Alabama from 2009-10.
- ★ Patriots **DL Alan Branch** and Jets **LB David Harris** were defensive teammates at Michigan in 2005-06.
- ★ Patriots **OL Marcus Cannon** and Jets **WR Jeremy Kerley** were offensive teammates at Texas Christian from 2007-08.
- ★ Patriots **OL Josh Kline** and Jets **G Brian Winters** were teammates on the offensive line at Kent State from 2009-12.





# PATRIOTS

## Last Game

### PATRIOTS 33, TENNESSEE 16

December 20, 2015 ★ Gillette Stadium

	1	2	3	4	Final
Tennessee Titans	0	3	7	6	— 16
New England Patriots	7	17	3	6	— 33

The New England Patriots earned their 12th win of the 2015 season with a 33-16 victory over the Tennessee Titans at Gillette Stadium. It is the sixth straight 12-win season for the Patriots, one shy of the NFL record of seven straight set by the Indianapolis Colts (2003-09). Overall, the Patriots earned their 10th 12-win season, tied with Denver for the third-most, behind San Francisco (13) and Dallas (11).

Tom Brady completed 23-of-35 passes for 267 yards with two touchdowns, a 5-yarder to TE Rob Gronkowski on the first offensive drive of the game and a 30-yard score to RB James White in the second quarter.

The defense registered five sacks and also scored its first touchdown of the season. Tennessee was at their own 26-yard line when DE Chandler Jones forced the ball out of QB Marcus Mariota's hands, allowing DE Akiem Hicks to recover the ball in the end zone for a touchdown for a 14-0 lead.

Tennessee got on the scoreboard in the second quarter after recovering a fumbled punt at the New England 26-yard line to set up a field goal. New England responded after taking advantage of a 75-yard kickoff return by WR Keshawn Martin to the Titans 30-yard line. Two plays later, Brady connected with White on a 30-yard touchdown pass for a 21-3 lead.

Mariota was forced to leave the game in the second quarter with a knee injury, giving way to backup QB Zach Mettenberger, who played the rest of the way. Mettenberger threw two touchdown passes to TE Delanie Walker, but he also was intercepted twice in the fourth quarter. His first pick was by CB Malcolm Butler in the end zone. Later in the fourth quarter, LB Jamie Collins intercepted a pass and returned the pick 51 yards to set up a 32-yard field goal by K Stephen Gostkowski.

A big 15-yard run by rookie RB Joey Iosefa helped get in position for a 43-yard field goal by Gostkowski with 1:49 left in the first half. Gostkowski missed just his second field goal of the season when his 48-yard attempt with 25 seconds left to play sailed wide right.

The Titans took their first second-half possession and moved to the New England 7-yard line to set up a 7-yard touchdown pass from Mettenberger to Walker to make it 24-10. New England responded with an 11-play, 60-yard drive that resulted in a 38-yard field goal by Gostkowski to make it 27-10 heading in the fourth quarter.

A 57-yard touchdown pass from Mettenberger to Walker in the fourth quarter closed the gap to 27-16 after a failed extra-point attempt. The Patriots closed out the scoring with two field goals on their next two drives for a 33-16 final.



### PATS WIN 12 AGAIN

The Patriots earned their 12th win of the 2015 season. It is their sixth straight season with at least 12 wins. The Patriots became the second NFL team to win at least 12 games in six straight seasons. Indianapolis had seven straight seasons of 12 or more wins from 2003-09.

#### TEAMS WITH MOST CONSECUTIVE 12-WIN SEASONS SINCE 1970 MERGER

Indianapolis Colts	7 (2003-09)
<b>New England Patriots</b>	<b>6 (2010-15)</b>
Dallas Cowboys	4 (1992-95)

### 10TH SEASON WITH 12 WINS

The Patriots have won at least 12 games 10 times in team history, including six straight seasons from 2010-15. The win vs. Tennessee ties Denver for third-most since the NFL merger.

#### MOST 12-WIN SEASONS SINCE 1970 MERGER

1. San Francisco	13
2. Dallas	11
<b>3t. New England</b>	<b>10</b>
3t. Denver	10
5. Pittsburgh	9
6. Indianapolis	8

### PLAYOFF SCENARIOS

The Patriots have clinched the 2015 AFC East championship and a berth in the playoffs. Pittsburgh's win over Denver clinched a first round bye. The Patriots have earned a first-round bye in an NFL-record six consecutive seasons (2010-2015). Dallas and San Francisco earned four straight byes from 1992 through 1995. The Patriots lead the NFL with 11 first-round byes since the current NFL playoff format was instituted in 1990.

#### MOST SEASONS EARNING A BYE SINCE 12-TEAM PLAYOFF FORMAT IN 1990

<b>New England</b>	<b>11</b>
Pittsburgh	8
San Francisco	8
Denver	7

### DECEMBER REIGN

The Patriots own the NFL's best December record, with a 54-9 mark since 2001.

#### HIGHEST DECEMBER WIN PCT (2001-15)

Team	W	L	T	PCT.
<b>New England</b>	<b>54</b>	<b>9</b>	<b>0</b>	<b>.857</b>
Pittsburgh	46	18	0	.719
Green Bay	44	19	0	.698
Philadelphia	43	21	0	.672
Indianapolis	42	23	0	.646

### TEAM SACK RACE

The Patriots had five sacks against Tennessee and have recorded at least one sack in every game so far in 2015. The Patriots finished with a sack in every game in 1979, 1977, 1973 and 1963. The Patriots have a streak of 27 straight games with at least one sack, the longest streak in the NFL. The last time the Patriots did not have a sack was vs. Oakland on Sept. 21, 2014.

### FAVORABLE FINAL FOUR

New England has posted an NFL-best 19-3 (.864) record in the final four games of the regular season since 2010, including a 3-1 record down the stretch last season en route to a Super Bowl XLIX title.

#### BEST RECORDS IN THE FINAL FOUR GAMES OF THE REGULAR SEASON SINCE 2010

Team	W-L Record	Win PCT.
<b>New England Patriots</b>	<b>19-3</b>	<b>.864</b>
Carolina Panthers	16-6	.727
Green Bay Packers	16-6	.727
Pittsburgh Steelers	16-6	.727
Indianapolis Colts	15-7	.682
San Diego Chargers*	15-7	.682





# PATRIOTS

## Last Game

### RAZOR SHARP VS. NON DIV. FOES

The Patriots have now won 21 straight home games against non-division AFC opponents. Their last loss to a non-division AFC team was a 33-10 loss vs. Pittsburgh on Nov. 30, 2008.

### DEFENSE NOTCHES FIRST TD

DE Chandler Jones forced a fumble that was recovered in the end zone by DE Akiem Hicks for a touchdown. It is the Patriots first defensive touchdown of the season and first time the Patriots scored on a fumble recovery in the end zone since Chandler Jones did it at Baltimore on Dec. 22, 2013. It is the first defensive touchdown since Rob Ninkovich scored on a 15-yard fumble return vs Chicago on Oct. 26, 2015. The touchdown was the first of Hicks's career.

### QUICK HITS

- ★ The Patriots tied their 2015 season high by forcing three Titans turnovers (2 interceptions, 1 fumble recovery). The Patriots also forced three turnovers at Buffalo on Sept. 20.
- ★ The Patriots have allowed opponents to score 269 points in 2015 (19.2 points per game). The team has allowed fewer than 20 points per game in nine of the last 14 seasons, dating back to 2001, which is the second most in the NFL over that span (Baltimore, 10).



### BELICHICK TOUGH IN DECEMBER

Bill Belichick is 55-11 (.833) in December with New England, the best record in December among head coaches with one team in NFL history (min. 25 games). George Seifert is second (27-6, .818).

### BRADY LEADS PATS TO 12TH WIN

Since entering the NFL in 2000, Tom Brady's teams have reached 12 regular-season wins in 10 different seasons, second all-time, behind Peyton Manning.

#### STARTING QBS WITH THE MOST 12-WIN REGULAR SEASONS IN NFL HISTORY

PLAYER	SEASONS
Peyton Manning	11
<b>Tom Brady</b>	<b>10</b>
Brett Favre	6
John Elway	4
Jim Kelly	4

### BRADY REACHES 35 TDS AGAIN

Tom Brady threw two first half touchdown passes to reach 35 touchdowns for 2015. He now joins Peyton Manning as the only NFL quarterbacks with four seasons with 35 or more touchdowns.

#### QBS WITH THE MOST 35+ PASSING TOUCHDOWNS IN NFL HISTORY

PLAYER	35+ TD SEASONS
<b>Tom Brady</b>	<b>4 (50 in 2007, 36 in 2010 and 39, 2011, 35 in 2015)</b>
Peyton Manning	4 (49 in 2004, 37 in 2012, 55 in 2013, 39 in 2014)
Brett Favre	3 (38 in 1995, 39 in 1996 and 35 in 1997)
Drew Brees	3 (46 in 2011, 43 in 2012 and 39 in 2013)
Aaron Rodgers	3 (45 in 2011, 39 in 2012 and 38 in 2014)

### BRADY BEST IN FINAL FOUR

Tom Brady is one of the best final four quarterbacks in the NFL.

#### QBS WITH THE BEST RECORDS IN THE FINAL FOUR GAMES OF THE YEAR SINCE 1970 (MINIMUM 20 STARTS)

Quarterback	W-L Record	WIN PCT.
<b>Tom Brady</b>	<b>45-9</b>	<b>.833</b>
Philip Rivers	31-7	.816
Roger Staubach	24-6	.800
Joe Montana	35-12	.745
Steve McNair	28-10	.737

### BRADY APPROACHING 5,000

Tom Brady has 4,405 yards passing through 14 games in 2015. Brady needs to average 297.5 yards in the final two games to reach 5,000 yards.

#### MOST PASSING YARDS IN A SEASON

Player	Yards
Peyton Manning (2013)	5,477
Drew Brees (2011)	5,476
<b>Tom Brady (2011)</b>	<b>5,235</b>
Drew Brees (2012)	5,177
Drew Brees (2013)	5,162
Dan Marino (1984)	5,084
Drew Brees (2008)	5,069
Matthew Stafford (2011)	5,038

### GRONK MOVING UP

Rob Gronkowski has 66 career touchdowns overall (65 receiving, 1 rushing), which ranks second in team history to the 68 total touchdowns by Stanley Morgan. He stands alone with the most TDs by a Patriots tight end.

#### MOST CAREER TOUCHDOWNS BY A PATRIOTS PLAYER

Player	Touchdowns
1. Stanley Morgan	68 (67 rec, 1 ret)
<b>2. Rob Gronkowski</b>	<b>66 (65, rec, 1 rush)</b>
3t. Ben Coates	50
3t. Randy Moss	50
5. Sam Cunningham	49
6. Jim Nance	46
7. Tony Collins	44

#### MOST TOUCHDOWN RECEPTIONS BY A PATRIOTS PLAYER

Player	Touchdowns
1. Stanley Morgan	67
<b>2. Rob Gronkowski</b>	<b>65</b>
3t. Ben Coates	50
3t. Randy Moss	50

### BRADY TO GRONK NOW IN 8TH PLACE

Rob Gronkowski and Tom Brady connected on a 5-yard touchdown pass in the first quarter for the 64th touchdown connection between the two. That moved them out of a tie with Johnny Unitas and Raymond Berry (63) for sole possession of 8th place for most touchdown connections all-time. Jim Kelly-Andre Reed are in 7th place with 65 touchdown connections.

### GRONK TO CHALLENGE OWN RECORD

Rob Gronkowski has 1,072 passing yards in 2015 and is on pace to finish the 2015 season with 1,225 receiving yards. Gronkowski holds the NFL record for most receiving yards by a tight end with 1,327 receiving yards in 2011.

#### MOST RECEIVING YARDS BY A TIGHT END

Player	Yards	Year
<b>Rob Gronkowski</b>	<b>1,327</b>	<b>2011</b>
Jimmy Graham (NO)	1,310	2011
Kellen Winslow (SD)	1,290	1980
Tony Gonzalez (KC)	1,258	2004
Todd Christensen (Raiders)	1,247	1983





# PATRIOTS

## Last Game

### BRADY TO GRONK NOW IN 8TH PLACE

Stephen Gostkowski has 139 points through 14 games in 2015, putting him on pace to finish the 2015 season with 159 points. Gostkowski finished first in the NFL in 2014 with 156 points, second only to his team record of 158 points in 2013. Gostkowski led the NFL in scoring in 2014 for the third straight season. He is the first NFL player with three seasons of 150 or more points.

#### NFL Record for Most Points by a Kicker

166	David Akers (SF) in 2011
164	Gary Anderson (MIN) in 1998
163	Jeff Wilkins (STL) in 2003
161	Mark Moseley (WAS) in 1983
158	Stephen Gostkowski (NE) in 2013
157	Mike Vanderjagt (Indianapolis) in 2003
156	Stephen Gostkowski (NE) in 2014
153	Stephen Gostkowski (NE) in 2012

#### Patriots Record for Most Points in a Season

158	Stephen Gostkowski, 2013
156	Stephen Gostkowski, 2014
155	Gino Cappelletti, 1964 (includes 7 TDs)
153	Stephen Gostkowski, 2012
148	Stephen Gostkowski, 2008
147	Gino Cappelletti, 1961
143	Stephen Gostkowski, 2011

### JONES SETS CAREER HIGH IN SACKS

DE Chandler Jones was credited with a sack when he forced a fumble in the first quarter that was recovered for a touchdown by DE Akiem Hicks. He added a third quarter sack to push his 2015 total to a career-high 12 ½ sacks. His previous best was 11 ½ sacks in 2013. The 12 ½ sacks tie Mike Vrabel (2007) and Andre Tippett (1987) for third all-time in New England history behind the 18 ½ by Tippett in 1984 and the 16 ½ by Tippett in 1984.

#### PATRIOTS 10-PLUS SACK SEASONS

Sacks	Player	Year
12.0	Tony McGee	1977
10.0	Bobby Hamilton	1977
11.5	Tony McGee	1978
10.5	Tony McGee	1979
18.5	Andre Tippett	1984
16.5	Andre Tippett	1985
10.0	Garin Veris	1985
11.0	Garin Veris	1986
12.5	Andre Tippett	1987
11.0	Willie McGinest	1995
12.5	Mike Vrabel	2007
10.0	Tully Banta-Cain	2009
10.0	Mark Anderson	2011
10.0	Andre Carter	2011
11.5	Chandler Jones	2013
12.5	Chandler Jones	2015

### NINTH MULTI-SACK GAME FOR JONES

Jones had his ninth career game with multiple sacks and his fourth game in 2015 with multiple sacks.

### RECORD-LONG RETURN

WR Keshawn Martin set a career best with a 75-yard kickoff return in the second quarter. His previous best was a 54-yard return during his rookie season while with Houston vs. Jacksonville (11-18-12). It is the longest since an 81-yard return by Danny Amendola Nov. 23, 2014 vs. Detroit.

### WHITE SCORES FIFTH TD IN FIVE GAMES

RB James White scored on a 30-yard reception in the second quarter to give New England a 21-3 lead. The touchdown was White's fifth in the last five games (2 rushing, 3 receiving), which is the most by any Patriots player over that span.

### QUICK HITS

★ **Jamie Collins** intercepted a Zach Mettenberger pass intended for Delanie Walker in the fourth quarter and returned it 51 yards to give the Patriots possession at the Titans' 16-yard line, setting up Stephen Gostkowski's 32-yard field goal that gave the Patriots a 33-16 lead with 1:06 left in the game. The interception was Collins's first of the season and the third of his regular-season career. He also has two career playoff interceptions.

★ **Jamie Collins** sacked Titans QB Marcus Mariota for an 8-yard sack on third down in the second quarter, and Tennessee settled for a field goal on the next play.

★ **Patrick Chung** stopped Tennessee RB Antonio Andrews for no gain on fourth-and-1 at the Patriots' 38-yard line in the second quarter.

★ **Jabaal Sheard** sacked Titans QB Zach Mettenberger for a 10-yard loss on the final play of the first half.

★ **Akiem Hicks** sacked Tennessee QB Marcus Mariota for a 5-yard loss on second down in the first quarter, forcing the Titans into a third down that they did not convert.

★ **Sealver Siliga** stopped Tennessee FB Jalston Fowler for no gain on third-and-1 in the second quarter, forcing a Titans punt on the next play.

★ **Jordan Richards** broke up a Zach Mettenberger pass intended for Titans WR Dorial Green-Beckham on second down in the third quarter after Mettenberger was pressured by **Rob Ninkovich**, forcing a third-and-long that the Titans did not convert.

★ The Patriots held the Titans to a 25 percent third-down conversion percentage (3-for-12), marking the fourth time in the last five games that the Patriots have held their opponents to 25 percent or less on third down. The Patriots have held opponents to 25 percent or less on third down five times in 2015.

★ New England has recovered opponent fumbles in six of the last seven games. In the first seven games of the season, the Patriots recovered opponent fumbles in two games.

★ **Stephen Gostkowski** had four field goals, tying his season high (at Buffalo, Sept. 20).

★ Rookie **RB Joey Iosefa** led the Patriots with 51 rushing yards in his NFL debut.

### LINEUP NOTES

#### LEONARD HANKERSON PLAYS IN FIRST GAME WITH THE PATRIOTS

★ **WR Leonard Hankerson** played in his first game with the Patriots.

#### RB JOEY IOSEFA PLAYS IN FIRST NFL GAME

★ **RB Joey Iosefa** made his NFL debut on special teams and as a running back on offense.

#### DAVID ANDREWS STARTED AT CENTER

★ **OL David Andrews**, who started the first 10 games at center, started against Titans in place of Bryan Stork, who was inactive for the game.

#### JORDAN RICHARDS MAKES FIRST NFL START

★ 2015 second round draft pick **DB Jordan Richards** made his first NFL start when the Patriots opened in the nickel defense.

#### LB DONT'A HIGHTOWER RETURNS TO ACTION

★ **LB Dont'a Hightower** returned to the starting lineup after missing two games due to injury.





# NOTEWORTHY

## 2015

### PATRIOTS

\*The Patriots will look to become the ninth team to repeat as Super Bowl champions and the first team to do so since New England won back-to-back Super Bowls in 2003 and 2004. The Patriots will try to match Pittsburgh as the only other NFL team with back-to-back Super Bowl wins two separate times.

\*The 2015 Patriots can match the Oakland Raiders (1973-1977) as only the second team in NFL history to advance to five straight conference championship games.

\*The Patriots have won seven straight division titles (2009-15) to match the Los Angeles Rams (1973-79) for the most consecutive division titles in NFL history.

### PRO BOWL BALLOTING

NFL Pro Bowl balloting with fans voting to select players for the 2016 Pro Bowl. Voting ended on Tuesday, Dec. 15. The Pro Bowl players will be announced on Tuesday, Dec. 22, live on NFL Network. The Pro Bowl will remain "unconferenced." Players will be selected without regard to conference in voting and assigned to Pro Bowl teams via a fantasy football-style draft. The 2016 Pro Bowl will be played on Sun., Jan. 31, 2016 and televised live from Aloha Stadium in Honolulu, Hawaii.



### PRO BOWL - PATRIOTS RANKINGS

The New England Patriots have 16 players in the top 10 in Pro Bowl votes in their respective positions, including QB Tom Brady, K Stephen Gostkowski and TE Rob Gronkowski, who lead the fan voting at their positions. Brady leads all NFL players.

RS Danny Amendola ... (2nd in Voting - 87,168)	TE Rob Gronkowski ... (1st in Voting - 509,251)
C David Andrews ... (2nd in Voting - 108,147)	K Stephen Gostkowski (1st in Voting - 220,920)
P Ryan Allen ... (2nd in Voting - 83,676)	DE Chandler Jones ... (2nd in Voting - 284,486)
QB Tom Brady ... (1st in Voting - 701,554)	S Devin McCourty ... (6th in Voting - 66,524)
CB Malcolm Butler ... (8th in Voting - 122,691)	CB Logan Ryan ... (7th in Voting - 123,443)
T Marcus Cannon ... (10th in Voting - 84,522)	ST Matthew Slater ... (2nd in Voting - 104,213)
S Patrick Chung ... (9th in Voting - 51,612)	T Sebastian Vollmer ... (3rd in Voting - 124,898)
LB Jamie Collins ... (3rd in Voting - 150,314)	
WR Julian Edelman ... (9th in Voting - 195,654)	

### BILL BELICHICK

\*Bill Belichick (6) needs to reach one more Super Bowl as a head coach to break a tie with Don Shula (6) for the most conference titles.

\*Belichick has four Super Bowl wins as a head coach to match Pittsburgh's Chuck Noll for the most wins. With one more Super Bowl win, Belichick will have the most wins by a head coach in Super Bowl history.

\*Belichick has led the Patriots to 15 straight winning seasons, the second most consecutive winning seasons all-time to the 20 by Tom Landry.

\*Belichick is the first head coach to lead his team to seven straight division titles (2009-15). Paul Brown (1950-55), Tom Landry (1966-71), Bud Grant (1973-78) and Chuck Noll (1974-79) all led their team to six straight division titles.

\*Belichick has 13 division titles as a head coach to tie Tom Landry and Don Shula for 13, the most division titles among all head coaches.

\*Bill Belichick (2007 and 2015) and Don Shula (1972 and 1984) are the only two head coaches to lead their teams to starts of 10-0 or better in the Super Bowl era.

### TOM BRADY

## CONSISTENT WINNER

Tom Brady has 172 career regular-season wins with the Patriots, the most wins by a starting quarterback with one team.

QUARTERBACK	TEAM	CAREER WINS
<b>Tom Brady</b>	<b>New England</b>	<b>172</b>
Brett Favre	Green Bay	160
John Elway	Denver	148
Dan Marino	Miami	147
Peyton Manning	Indianapolis	141

### TOM BRADY (CONT.)

\*Brady is in his 16th season with the Patriots, tying former Patriots QB Steve Grogan (1975-90) for most seasons with the Patriots.

\*Brady became the fourth NFL player to ever reach 400 career touchdown passes on a second-quarter TD pass vs. Jacksonville (9/27/15).

\*Brady (35) reached 30 touchdown passes in 2015, to become just the fourth player in NFL history with at least 30 or more touchdown passes in six seasons.

\*Brady (4,405) reached 4,000 passing yards in 2015 to become just the third player in NFL history with at least eight 4,000-yard passing seasons.

\*Brady has now played in 223 career games with the Patriots, moving past Bruce Armstrong (212) for most games played in Patriots history. He has started in 221 games and moved past Armstrong (212) for most starts in Patriots history.

\*Tom Brady made his 14th opening day start with the Patriots in 2015. The only NFL quarterbacks with more opening day starts with one team are John Elway (16 with Denver), Dan Marino (16 with Miami) and Brett Favre (15 with Green Bay).

\*Tom Brady (2007 and 2015) and Peyton Manning (2005 and 2009) are the only Super Bowl era quarterbacks to lead their teams to two 10-0 or better starts to a season.

### STEPHEN GOSTKOWSKI

\*Stephen Gostkowski has led the NFL in scoring in each of the last three seasons (2012-14). He can become just the third NFL player to lead the NFL in scoring in at least four consecutive seasons, joining Don Hutson (1940-44) and Gino Cappelletti (1963-66).

\*If Stephen Gostkowski leads the NFL in scoring in 2015, he will join Don Hutson (5) and Gino Cappelletti (5) as the only NFL players to lead the NFL in scoring in five seasons. Gostkowski has led the NFL in scoring in 2008, 2012, 2013 and 2014.

\*Gostkowski (273) moved past Adam Vinatieri (263) for the most field goals in team history.

\*Gostkowski moved past Matt Stover (422) and is first in NFL history with 460 consecutive extra points.

### ROB GRONKOWSKI

## EXCLUSIVE

# 66

### COMPANY

Rob Gronkowski became the second Patriots player with 60 career touchdowns and the fifth NFL tight end with 60 touchdowns. He reached 60 touchdowns in 70 games, the fastest among all tight ends.

### MOST TOUCHDOWNS BY PATRIOTS PLAYER

Player	Touchdowns
Stanley Morgan	68 (67-rec, 1-rt)
<b>Rob Gronkowski</b>	<b>66 (65-rec, 1 rush)</b>
Ben Coates	50 (50-rec)
Randy Moss	50 (50-rec)

\*Rob Gronkowski has 66 overall touchdowns and needs three touchdowns to move past Stanley Morgan (68) to become the all-time leader in touchdowns scored for the Patriots.

\*Gronkowski (65) needs three receiving touchdowns to move past Stanley Morgan (67) to become the all-time leader in receiving touchdowns for the Patriots.

\*Gronkowski became the seventh Patriots player to reach 5,000 receiving yards (5,451). He reached 5,000 yards in his 72nd NFL game to become the second fastest tight end to reach 5,000 yards. Kellen Winslow reached 5,000 yards in his 69th game.



# INDIVIDUAL & TEAM NOTES







# ROBERT KRAFT

## News & Notes

Since Robert Kraft purchased the team in 1994, the Patriots have experienced one of the most dramatic turnarounds in the history of sports. Now in his 22nd season of ownership, Kraft has transformed one of the league's least successful clubs into what observers view as a model NFL franchise. In the five seasons immediately preceding his purchase (1989-93), the Patriots were a moribund team, winning just 19 of 80 games (.238 pct.) and logging the worst record in the NFL over that span. When he bought the franchise on Jan. 21, 1994, Kraft



announced his intention to bring a championship to New England, a tall order considering the team's previous success rate. But under Kraft's leadership, the Patriots have won more division titles (15), conference crowns (7) and Super Bowl championships (4) than any other NFL team. Super Bowl XLIX was the seventh Super Bowl appearance since Kraft purchased the team, a period during which no other team has earned more than four berths. In Kraft's 22 seasons, the Patriots have qualified for the playoffs 17 times, more than doubling the franchise's accomplishments during its first 34 seasons.

	<b>Pre-Kraft 1960-93</b>	<b>Pre-Kraft 1989-93</b>	<b>Kraft Era 1994-15</b>
Overall Record	225-276-9	19-61	265-121
Winning Pct.	.450	.238	.687
Super Bowl Titles	0	0	4
Conference Titles	1	0	7
Division Titles	3	0	15
Playoff Seasons	6	0	17
Playoff Record	4-6	-	24-12
Home Playoff Games	1	0	20
Home Playoff Record	0-1	-	17-3

## A CHAMPIONSHIP TRADITION

### MULTIPLE LEAGUE CHAMPIONSHIPS SINCE 2001

TEAM	LEAGUE	TITLES
Los Angeles Galaxy	MLS	5
<b>New England Patriots</b>	<b>NFL</b>	<b>4</b>
Los Angeles Lakers	NBA	4
San Antonio Spurs	NBA	4
Boston Red Sox	MLB	3
San Francisco Giants	MLB	3

### HIGHEST WINNING PERCENTAGE IN MAJOR PROFESSIONAL SPORTS SINCE 1994 (Regular Season)

TEAM	LEAGUE	PCT.
<b>New England Patriots</b>	<b>NFL</b>	<b>.689</b>
San Antonio Spurs	NBA	.687
Detroit Red Wings	NHL	.656
Green Bay Packers	NFL	.647
Pittsburgh Steelers	NFL	.630
Denver Broncos	NFL	.609

## 238 GAME SELLOUT STREAK

In the early 1990's, the Patriots seemed destined for relocation until Robert Kraft's purchase of the team rejuvenated local interest. In 1991, the season ticket base was just 17,635, barely enough to support the club. Now, the season tickets are capped and more than 50,000 fans are on a season ticket waiting list. The Patriots have sold out 238 consecutive home games, including playoff and preseason games (dating back to the 1994 season opener).

## SINCE ROBERT KRAFT PURCHASED THE TEAM IN 1994

### TOTAL VICTORIES SINCE 1994 (Regular Season)

<b>New England Patriots</b>	<b>241</b>
Green Bay Packers	226
Pittsburgh Steelers	220
Denver Broncos	213
Indianapolis Colts	211

### TOTAL VICTORIES SINCE 1994 (Incl. Postseason)

<b>New England Patriots</b>	<b>265</b>
Green Bay Packers	243
Pittsburgh Steelers	237
Indianapolis Colts	225
Denver Broncos	224
Philadelphia Eagles	203

### MOST HOME VICTORIES SINCE 1994 (Incl. Postseason)

<b>New England Patriots</b>	<b>152</b>
Green Bay Packers	144
Pittsburgh Steelers	137
Denver Broncos	130
Indianapolis Colts	126

### WINNING PERCENTAGE SINCE 1994 (Incl. Postseason)

TEAM	W	L	T	PCT.
<b>New England Patriots</b>	<b>265</b>	<b>121</b>	<b>0</b>	<b>.687</b>
Green Bay Packers	243	137	1	.639
Pittsburgh Steelers	237	140	1	.628
Denver Broncos	224	146	0	.605
Indianapolis Colts	225	154	0	.594
Baltimore Ravens	187	153	1	.550
Philadelphia Eagles	203	168	2	.547

### SUPER BOWL CHAMPIONSHIPS SINCE 1994

<b>New England Patriots</b>	<b>4</b>
Baltimore Ravens	2
Green Bay Packers	2
Pittsburgh Steelers	2
Denver Broncos	2
N.Y. Giants	2

### CONFERENCE CHAMPIONSHIPS SINCE 1994

<b>New England Patriots</b>	<b>7</b>
Pittsburgh Steelers	4
Denver Broncos	3
Green Bay Packers	3
N.Y. Giants	3
Seattle Seahawks	3

### DIVISION CHAMPIONSHIPS SINCE 1994

<b>New England Patriots</b>	<b>15</b>
Green Bay Packers	11
Pittsburgh Steelers	11
Indianapolis Colts	10

### PLAYOFF VICTORIES SINCE 1994

<b>New England Patriots</b>	<b>24</b>
Pittsburgh Steelers	17
Green Bay Packers	17
Baltimore Ravens	15
Indianapolis Colts	14
San Francisco 49ers	12

### PLAYOFF GAMES PLAYED SINCE 1994

<b>New England Patriots</b>	<b>36</b>
Green Bay Packers	31
Indianapolis Colts	29
Pittsburgh Steelers	28
Philadelphia Eagles	23
Baltimore Ravens	23
San Francisco 49ers	21

### PLAYOFF SEASONS SINCE 1994

<b>New England Patriots</b>	<b>17</b>
Green Bay Packers	17
Indianapolis Colts	16
Pittsburgh Steelers	13
Philadelphia Eagles	12

### PLAYOFF WINNING PERCENTAGE SINCE 1994

TEAM	W	L	PCT.
<b>New England Patriots</b>	<b>24</b>	<b>12</b>	<b>.667</b>
Baltimore Ravens	15	8	.652
N.Y. Giants	10	6	.625
Pittsburgh Steelers	17	11	.607
St. Louis Rams	6	4	.600
New Orleans Saints	7	5	.583





# ROBERT KRAFT

## Chairman & CEO

### ESTABLISHING A WINNING TRADITION

Kraft's winning percentage with the Patriots (.687) since taking over the team in 1994 is the highest among all owners/ownership groups with at least 200 wins [regular and postseason] with one team. He is just one of five owners with at least 200 wins and a winning percentage over .600.

OWNER	TEAM	YEARS	WINNING PCT.
<b>Robert Kraft</b>	<b>Patriots</b>	<b>1994-present</b>	<b>.687</b>
Eddie DeBartalo, Jr.	49ers	1977-1999	.636
Clint Murchison, Jr.	Cowboys	1960-1983	.634
Joe Robbie	Dolphins	1966-1989	.609
Pat Bowlen	Denver	1984-2015	.608

### ALL-TIME POSTSEASON WINS BY AN OWNER

Robert Kraft has 24 career postseason wins, which is tied for the third-most in NFL history.

WINS	OWNERSHIP
33	The Rooney Family, Pittsburgh (1933-present)
30	Green Bay Packers (1919-present)
<b>24</b>	<b>Robert Kraft, New England (1994-present)</b>
24	the Mara Family, N.Y. Giants (1925-present)
22	Eddie DeBartalo, Jr., San Francisco (1977-1999)
21	Al Davis, Oakland/Los Angeles (1972-2011)

### QB STABILITY

Since 1994, the Patriots have had 15 quarterbacks on their active roster. Of this group, only four quarterbacks have started a regular-season or post-season game for the club, the fewest total of any team in the NFL. Only Drew Bledsoe and Tom Brady - have started on Opening Weekend for New England

Team	Starting QBs since 1994	Opening Day QBs since 1996
<b>New England</b>	<b>4</b>	<b>2</b>
Green Bay	4	2
N.Y. Giants	7	6
Houston**	9	4
Pittsburgh	12	8
Indianapolis	12	5
San Diego	12	5
Cincinnati	14	8
New Orleans	15	7
Seattle	15	7
Carolina	15	9
Kansas City	15	8
Atlanta	15	6
Denver	16	6
Buffalo	16	9
Jacksonville	16	9
San Francisco	17	7
Philadelphia	17	11
Detroit	17	6
Baltimore*	18	9
Tennessee	18	8
Tampa Bay	18	11
N.Y. Jets	19	8
Minnesota	19	10
Dallas	20	5
Miami	20	8
Washington	21	13
St. Louis	23	8
Arizona	23	13
Oakland	23	8
Chicago	24	9
Cleveland	27	14

\* Since 1996

\*\* Since 2002

### A MODEL OF CONSISTENCY

With Belichick in his 15th season as head coach, the Patriots have had just three head coaches since 1994, the fewest number by far of any AFC East team.

AFC EAST TEAM	HEAD COACHES SINCE 1994
<b>New England</b>	<b>3</b>
N.Y. Jets	8
Buffalo	9
Miami	10

### COACHING CONSISTENCY

Since Kraft took ownership of the team in 1994, the Patriots have had just three head coaches - Bill Parcells (1994-1996), Pete Carroll (1997-1999) and current head coach Bill Belichick (2000-present). The only team with fewer head coaches since 1994 is the Pittsburgh Steelers, who have had two - Bill Cowher (1992-2006) and Mike Tomlin (2007-present).

TEAM	HEAD COACHES SINCE 1994
Pittsburgh	2
<b>New England</b>	<b>3</b>
Baltimore Ravens*	3
Houston Texans**	3
N.Y. Giants	3

\* Since 1996

\*\* Since 2002

NFL Average of new head coaches per team since 1994	Patriots
5.9	3

### MILESTONE WIN FOR KRAFT

The victory over the New York Jets (12/21/14) was the 250th win under Robert Kraft. His 250 wins in his first 368 total games tied Chicago's George Halas for the fastest an owner has reached 250 victories.

### CONTINUITY BREEDS SUCCESS

New England is the second team (1970s Pittsburgh Steelers) in NFL history - and first in 35 years - to win four Super Bowls with the same owner (Robert Kraft), head coach (Bill Belichick) and quarterback (Tom Brady).

### KRAFT PRODUCES MORE WINS THAN EVERY OTHER PATRIOTS OWNER COMBINED

The Patriots have 265 wins overall under Robert Kraft. He has produced more victories than every other Patriots owner combined. Under Kraft, the Patriots are 265-121 overall since he purchased the team in 1994. Kraft's predecessors in the owner's office went 225-276-9 in the 34 years prior to his purchase of the team.





# STADIUM HISTORY

## PATRIOTS AT JETS

Patriots-Jets is one of the most storied rivalries not just in the National Football League, but in all of sports. The intensity of the rivalry has remained high, no matter where the games are played. The teams have played against in each other in 11 different stadiums all-time, with the Patriots holding a slight record advantage at 59-53-1 in 111 regular-season and postseason games. The 11 different stadiums are the most the Patriots have played at against one opponent, with the next highest being the Oakland Raiders, who the Patriots have faced in nine different stadiums. While the win-loss record is tightly contested, so are the point totals for each side. The Patriots have outscored the Jets by a total of 198 points in those matchups, for an average margin of victory of 1.8 points per game. With these AFC East rivals, each matchup will be a close battle, whether it's played in Massachusetts, Alabama or in East Rutherford, N.J., where the two teams will meet Sunday, Dec. 27, at 1 p.m.

### NICKERSON FIELD

**Years:** 1960-62  
**Games:** 3  
**Record:** Patriots 2-1  
**Points:** Patriots 27.3, Jets 19.7  
**Historical Note:** Located in Boston, Mass., it was the former home of the Boston Braves and is the current home for Boston University Athletics.  
**Key Matchup:** Sept. 9, 1961 - Jets sneak by Patriots 21-20 for their only win at Nickerson Field.

### POLO GROUNDS

**Years:** 1960-63  
**Games:** 4  
**Record:** 2-2  
**Points:** Patriots 31.3, Jets 26.5  
**Historical Note:** Located in Upper Manhattan, N.Y., the Polo Grounds was built in 1880 and was used primarily for New York's baseball clubs.  
**Key Matchup:** Oct. 5, 1963 - N.Y. wins 31-24 in the last game played between the two teams at the Polo Grounds - and the only game played after the Titans became the Jets in 1963.

### ALUMNI STADIUM

**Years:** 1963, 1964, 1969  
**Games:** 3  
**Record:** Patriots 2-1  
**Points:** Patriots 26.0, Jets 15.7  
**Historical Note:** Located in Chestnut Hill, Mass., the stadium is currently the home for the Boston College Eagles  
**Key Matchup:** Sept. 8, 1963 - Pats win, 38-14, in first Pats game played at Alumni Stadium.

### SHEA STADIUM

**Years:** 1964-83  
**Games:** 19  
**Record:** Jets 14-5  
**Points:** Jets 25.9, Patriots 18.1  
**Historical Note:** Located in Queens, N.Y., Shea Stadium is the former home of the New York Mets.  
**Key Matchup:** Oct. 13, 1974 - Patriots get a rare 24-0 win at Shea, one of only two shutout victories against the Jets in matchup history.

### FENWAY PARK

**Years:** 1965-67  
**Games:** 3  
**Record:** Jets 2-0-1  
**Points:** Jets 27.7, Patriots 22.7  
**Historical Note:** Located in Boston, Mass., the stadium is currently the home of the Boston Red Sox  
**Key Matchup:** Oct. 2, 1966 - Jets score 17 unanswered points in the 4th quarter as game ends in 24-24 tie.

### LEGION FIELD

**Years:** 1968  
**Games:** 1  
**Points:** Jets 47, Patriots 31  
**Historical Note:** The Patriots played their home opener in Birmingham, Ala. Former Crimson Tide standout Joe Namath led the Jets to a win - and later that season, a Super Bowl title.  
**Key Matchup:** Sept. 22, 1968 - The only Patriots-Jets game played at the stadium.

### HARVARD STADIUM

**Years:** 1970  
**Games:** 1  
**Points:** Jets 31, Patriots 21  
**Historical Note:** Built in 1903, it was the first collegiate athletic stadium in the US  
**Key Matchup:** Sept. 27, 1970 - The only Patriots-Jets game played at the stadium.

### FOXBORO STADIUM

**Years:** 1971-2001  
**Games:** 31  
**Record:** Patriots 16-15  
**Points:** Patriots 23.4, Jets 18.8  
**Historical Note:** The aptly named Foxboro Stadium was located adjacent to where Gillette Stadium currently stands.  
**Key Matchup:** Nov. 28, 1993 - Jets shutout the Patriots for the first and only time in matchup history, winning 6-0.

### THE MEADOWLANDS

**Years:** 1984-2009  
**Games:** 27  
**Record:** Patriots 17-10  
**Points:** Patriots 20.9, Jets 20.1  
**Historical Note:** Located adjacent to where MetLife Stadium currently stands, The Meadowlands served host to both the Jets and Giants before it was demolished in 2010.  
**Key Matchup:** Dec. 28, 1985 - In only playoff game between the two teams at The Meadowlands, Patriots win, 26-14, in the Wild Card round en route to the Super Bowl.

### GILLETTE STADIUM

**Years:** 2002-Current  
**Games:** 16  
**Record:** Patriots 12-4  
**Points:** Patriots 24.8, Jets 17.7  
**Historical Note:** The Patriots have sold out every home game since Gillette Stadium opened in 2002.  
**Key Matchup:** Oct. 25, 2015 - In the most recent meeting between the two teams, the Patriots defeated the Jets, 30-23.

### METLIFE STADIUM

**Years:** 2010-Current  
**Games:** 5  
**Record:** Patriots 3-2  
**Points:** Patriots 38.8, Jets 21.8  
**Historical Note:** Located adjacent to where Giants Stadium previously stood, MetLife Stadium is the only NFL stadium shared by two teams  
**Key Matchup:** Dec. 21, 2014 - The Patriots outlasted the Jets, 17-16 in the most recent matchup played at MetLife Stadium.





# STADIUM UPGRADES

## GILLETTE STADIUM

### PATRIOTS GAME DAY EXPERIENCE REMAINS A CUT ABOVE

Since the team played its inaugural regular-season game at Gillette Stadium against the Steelers in September 2002, the Patriots organization has continued to renovate and install new amenities to ensure that fan satisfaction remains at the forefront of the venue. In 2015, the Kraft family has made some of its most significant and innovative capital improvements to date, with the addition of three new facilities within the stadium: the Optum Field Lounge, the Cross Insurance Pavilion and Business Center and the DraftKings Fantasy Sports Zone, as well as a major expansion to the signature bridge and the addition of more in-bowl LED ribbon boards.

#### OPTUM FIELD LOUNGE

Offering a game day experience unlike any other, the Optum Field Lounge brings its members closer to the action than ever before with an on-field, outdoor patio and lounge located in the south end zone. Inside, members will enjoy an upscale, climate-controlled space featuring a 9-foot-by-32-foot high-resolution media wall, HD screens, premium food and bar service and private restrooms. On game days, Patriots season ticket members, who have also paid an Optum Field Lounge membership fee, can come and go between their seats and the venue throughout the game. Members can access the lounge beginning three hours prior to kickoff and stay one hour after the game. On non-game days, the space will be utilized for a variety of events, functions and parties, including dinner receptions and business meetings.



#### CROSS INSURANCE PAVILION

A first of its kind function facility, the Cross Insurance Pavilion & Business Center will be utilized on game days for exclusive pregame hospitality events 2 ½ hours prior to kickoff on Patriots game days. Then, 30 minutes prior to kickoff, the venue will transform into a gathering area open to all ticketed fans inside the stadium. On non-game days, the space and open floor plan will host a variety of functions, from trade shows, car displays and business meetings to proms, galas and dinner receptions. The new venue features a pre-function mezzanine area, outdoor terrace and access to the stadium's main concourse. Inside features 24-foot high ceilings, state-of-the-art audio visual capabilities with Bose sound system, a 24-foot video screen and LED HDTVs and classic furnishings with mahogany finish.



#### DRAFTKINGS FANTASY SPORTS ZONE

Among the most innovative amenities offered at the stadium is the DraftKings Fantasy Sports Zone located in the southwest corner of the main concourse. This high-tech sports bar offers excellent food choices, DraftKings beer selections of the day and an impressive array of nearly 40 HDTVs to capture all of the NFL and fantasy football action in real time. This venue will keep football and fantasy sports fans up to date with live fantasy scoring updates and the NFL RedZone. Additionally, when the weather is nice, the sports zone is open to the field. During inclement games, the glass front wall closes to keep the space warm and dry while still connecting fans to the action on the field. The DraftKings Fantasy Sports Zone is open to all ticketed patrons inside the stadium.



#### CARMAX BRIDGE

Since opening Gillette Stadium in 2002, the iconic bridge and lighthouse have stood to represent the home of the Patriots while paying homage to its deep New England roots. The newly expanded CarMax bridge is four times wider and gives fans plenty of room to gather on game days to hang out and watch the action while improving the concourse's foot traffic.



#### LED RIBBON BOARDS

Information is power! With the addition of more LED ribbon boards, Patriots fans will be the most powerful in the league. Fantasy information, scores from around the league and real-time stats are just some of the information to which fans will have access. Taking it to the next level, starting in 2015 fans will know things like who is the fastest player on the field at any given time and which players are lined up for the start of plays.





# PATRIOTS

## Team Notes



### DIVISIONAL DOMINANCE

The New England Patriots own a 71-19 (.789) record in regular-season AFC East games since the beginning of the 2001 season, compiling the best intra-division record of any team in the NFL.

#### NFL'S TOP DIVISIONAL RECORDS SINCE 2001

Team	W	L	T	Pct.
<b>New England</b>	<b>71</b>	<b>19</b>	<b>0</b>	<b>.789</b>
Indianapolis	66	25	0	.725
Green Bay	64	26	1	.709
Pittsburgh	63	29	0	.685

#### AFC EAST DIVISIONAL RECORDS SINCE 2001

Team	W	L	T	Pct.	Div. Titles	Years
<b>New England</b>	<b>71</b>	<b>19</b>	<b>0</b>	<b>.789</b>	<b>13</b>	<b>2001, 03-07, 09-15</b>
N.Y. Jets	42	48	0	.467	1	2002
Miami	36	55	0	.396	1	2008
Buffalo	33	58	0	.363	0	—

The New England Patriots have won 12 division titles and have 12 playoff berths since realignment in 2002, the most in the NFL.

#### MOST DIVISION TITLES SINCE 2002 REALIGNMENT

Team	Division Titles	Playoff Berths
<b>New England</b>	<b>12</b>	<b>12</b>
Indianapolis	9	12
Green Bay	8	10
Philadelphia	6	8
Pittsburgh	6	8

### ROAD WARRIORS

Since the start of the 2000 season, the Patriots have the best regular-season road record in the NFL.

TEAM	RECORD	PCT.
<b>New England</b>	<b>83-43</b>	<b>.659</b>
Philadelphia	77-49-1	.610
Indianapolis	76-51	.598
Pittsburgh	72-54	.571

### DECADE OF DOMINANCE

The Patriots record of 134-40 (.770) over the past 10 seasons is the best in the NFL. Over the past 10 years, only five NFL teams have posted a winning percentage of .600 or better. The Patriots are the only team over .700

#### BEST RECORDS SINCE 2005

Team	W	L	T	Pct.
<b>New England</b>	<b>133</b>	<b>40</b>	<b>0</b>	<b>.770</b>
Indianapolis	116	58	0	.667
Pittsburgh	110	64	0	.632
Green Bay	108	65	1	.624
Denver	105	69	0	.603
San Diego	101	73	0	.580
Baltimore	100	74	0	.575
Seattle	100	74	0	.575

### WINNING THE CLOSE ONES

Since 2001, the New England Patriots own the NFL's best record (including postseason) in games decided by three points or fewer. The Patriots are the only team with a winning percentage above .700 in those games. The Patriots are 7-1 in those close games in the playoffs, the only defeat a 17-14 loss to the N.Y. Giants in Super Bowl XLII.

#### BEST RECORD IN GAMES DECIDED BY 3 POINTS OR FEWER (Playoffs Included)

Team	W	L	T	Win Pct
<b>New England Patriots</b>	<b>38</b>	<b>15</b>	<b>0</b>	<b>.717</b>
Indianapolis Colts	40	18	0	.689
Denver Broncos	32	22	0	.593
Chicago Bears	29	20	0	.592
Atlanta Falcons	34	24	1	.585

### DECEMBER REIGN

Since 2001, the Patriots own the NFL's best December record, with a 54-9 mark in 63 games over the last 15 seasons. New England is the only team with a win percentage over .800 during that span.

#### HIGHEST DECEMBER WIN PCT (2001-15)

Team	W	L	T	PCT.
<b>New England</b>	<b>54</b>	<b>9</b>	<b>0</b>	<b>.857</b>
Pittsburgh	46	18	0	.719
Green Bay	44	19	0	.698
Philadelphia	43	21	0	.672
Carolina	42	22	0	.656

### THE GREAT EIGHT

The Patriots have the most overall wins among the original eight AFL teams.

#### OVERALL VICTORY TOTAL OF ORIGINAL AFL TEAMS (REGULAR AND POSTSEASON)

TEAM	W	L	T
<b>New England Patriots</b>	<b>490</b>	<b>397</b>	<b>9</b>
Denver Broncos	474	405	10
Oakland Raiders	468	414	11

### A DOZEN W'S

The Patriots have won at least 12 games ten times in team history, including six straight seasons from 2010-15. San Francisco owns the NFL record with thirteen 12-win seasons since the NFL merger.

#### TEAMS WITH 4 CONSECUTIVE 12-WIN SEASONS SINCE 1970 MERGER

Indianapolis Colts	7 (2003-09)
<b>New England Patriots</b>	<b>6 (2010-15)</b>
Dallas Cowboys	4 (1992-95)

#### 12-WIN SEASONS SINCE 1970 MERGER

1. San Francisco	13
2. Dallas	11
<b>3t. New England</b>	<b>10</b>
3t. Denver	10
5. Pittsburgh	9
6. Indianapolis	8





# PATRIOTS

## Team Notes

### PROTECTING THE BALL

Since 2008, the Patriots lead the NFL with 48 games without turning the ball over. The Patriots are 44-4.

#### ZERO TURNOVER GAMES (SINCE 2008)

Rk	Team	Zero-Turnover Games
1	New England	48
2	Green Bay	44
3	San Francisco	43
4	Kansas City	41
5	Baltimore	35

### BOUNCE BACK PATS

Since the beginning of 2003, the Patriots are 39-5 (.886) in regular-season games following a loss. The Patriots have dropped back-to-back regular season games just five times since 2003 (2006, 2009, 2011, 2012 and 2015). As a starter in his career, Tom Brady is 41-9 in games following a loss.

### SECOND-HALF LOCKDOWN

The Patriots have won 81 straight home games when leading at halftime, adding to their NFL record. The last Patriots loss at home after leading at halftime was on Dec. 24, 2000 (vs. Miami), when the Patriots lost 27-24 after leading 21-17 at halftime. New England has never lost a game at Gillette Stadium when leading at halftime, going 75-0 since 2002.

### STELLAR INTER-CONFERENCE RECORD

The New England Patriots own a 45-11 (.804) vs. NFC teams since realignment in 2002, the best inter-conference record in the NFL during that time.

#### NFL'S BEST INTER-CONFERENCE RECORD SINCE 2002

Team	W	L	T	Pct.
New England	45	11	0	.804
Pittsburgh	38	17	1	.688
Indianapolis	36	20	0	.643
Baltimore	34	22	0	.607
Cincinnati	34	20	2	.625
Denver	34	22	0	.607



## SACK PACE

The Patriots defense is tied with Denver for first in the NFL with **47 sacks through 14 games in 2015**. The Patriots' record for most sacks in a season is 66 in 1963. The Most sacks for the Patriots under Bill Belichick is 48 sacks in 2013.

TEAM	SACKS	YARDS
1t. New England	47	339
1t. Denver	47	316
3.. Kansas City	41	253
4t. Carolina	40	276
4t. Pittsburgh	40	239

### STINGY DEFENSE SHINES AGAIN

The Patriots defense allowed 19.6 points per game in 2014, marking the ninth season since 2001 that the team kept opponents to under 20 points per game, second most in the NFL over that span. The Patriots are allowing 19.2 points per game so far in 2015..

#### SEASONS ALLOWING 20 POINTS PER GAME OR FEWER SINCE 2001

Team	Seasons	Years
Baltimore	10	2001, 2003-06, 2008-11, 2014
New England	9	2001, 2003-04, 2006-10, 2014
Pittsburgh	9	2001, 2004-08, 2010-12
Miami	8	2001-03, 2005-06, 2008, 2011-12
Tampa Bay	7	2001-05, 2007, 2010

### DEFENSE ALLOWS JUST 15 RUSH YARDS

The Patriots allowed the Dolphins (10/29/15) to gain just 15 yards rushing, the fourth-lowest opponent rushing total in Patriots history and the fewest rushing yards allowed by the team since allowing 14 to Buffalo on December 11, 2005.

#### FEWEST RUSHING YARDS ALLOWED IN PATRIOTS HISTORY

Date	Opp.	Att	Yds	Avg
12/17/1961	SD	16	2	0.1
10/11/1998	KC	11	14	1.3
12/11/2005	Buf	12	14	1.2
10/29/2015	Mia	13	15	1.2
11/1/1963	Hou	12	19	1.6
11/16/2014	Ind	16	19	1.2
12/4/1988	Sea	19	20	1.1
9/9/2012	Ten	16	20	1.3
9/22/1963	Oak	10	24	2.4
12/11/1977	Mia	19	25	1.3



## RED HOT RED ZONE

New England's offense is stringing together a a lot of long drives this season. Through 13 games, the Patriots are tied with Carolina and Arizona for first in the NFL with 57 red-zone possessions and first with 314 points. The Patriots best production in the red zone under Bill Belichick was in 2007 and 2011 with 72 red zone possessions.

#### NFL TEAM OFFENSE INSIDE THE 20

Team	Poss.	TD	FG	Pts.
New England	57	38	16	314
Carolina	57	38	15	308
Arizona	57	34	21	297
Cincinnati	54	35	12	281





# PATRIOTS

## Team Notes

### PROLIFIC COMBINATION

64

Rob Gronkowski and Tom Brady have connected on 64 touchdown passes, the second-most touchdown connections between a quarterback and a tight end in NFL history.

Quarterback	Tight End	Team	TD Connections
Philip Rivers	Antonio Gates	San Diego	76
<b>Tom Brady</b>	<b>Rob Gronkowski</b>	<b>New England</b>	<b>64</b>
Drew Brees	Jimmy Graham	New Orleans	51
Drew Bledsoe	Ben Coates	New England	45
Peyton Manning	Dallas Clark	Indianapolis	44
Sonny Jurgensen	Jerry Smith	Washington	43
Dan Fouts	Kellen Winslow	San Diego	41
John Elway	Shannon Sharpe	Denver	41

### TAKING CARE OF BALL PAYS OFF

Since 2002, the Patriots are an NFL-best 102-14 when throwing no interceptions.

TEAM	GAMES WITH 0 INTS	W-L-T	WIN PCT.
<b>New England</b>	<b>116</b>	<b>102-14-0</b>	<b>.879</b>
Kansas City	108	68-40-0	.630
San Francisco	101	73-27-1	.728
Jacksonville	100	60-40-0	.600
Indianapolis	96	82-14-0	.854
Philadelphia	96	69-27-0	.719
San Diego	92	70-22-0	.761
Baltimore	91	76-15-0	.835
Denver	90	71-19-0	.789
Tennessee	89	65-24-0	.730

### SCORING PACE

The Patriots have scored 435 total points so far in 2015, putting them on pace to finish with 497 points, which would be fifth in team history. The Patriots have scored 49 touchdowns so far in 2015, putting them on pace to finish with 56, which would be the fifth most in team history.

MOST PATRIOTS TD/SEASON	MOST PATRIOTS PTS /SEASON
75 in 2007	589 in 2007
67 in 2012	557 in 2012
65 in 2010	518 in 2010
61 in 2011	513 in 2011
52 in 2014	468 in 2014
52 in 1980	444 in 2013
52 in 1961	
50 in 2009	

### 40+ TIES TEAM RECORD

The Patriots scored 40 or more points five times in 2014, tying the 2012 team for the franchise record for most 40-plus point games in a single season. New England had four 40-plus point games in 2007 and 2008. The NFL record for most 40-point games in a single season is six by seven teams, most recently by Denver in 2013.

#### PATRIOTS HISTORY/MOST GAMES WITH 40+ POINTS IN A SEASON

<b>2014</b>	<b>5</b>
2012	5
2008	4
2007	4
2010	3
1996	3
1963	3
1961	3

### RECORD SCORING STREAK

The Patriots set an NFL record by scoring in 38 consecutive quarters from Week 1 to Week 11.

#### THE MOST CONSECUTIVE REGULATION QUARTERS WITH AT LEAST ONE POINT:

Team	Year (s)	Consec. quarters with points scored
<b>New England</b>	<b>2015</b>	<b>38</b>
St. Louis	1999-2000	31
Indianapolis	2005	31
New England	1993-94	27
Kansas City	2002	27
Oakland	2002	27

### RUSH TO VICTORY

Since 2000, New England is 41-1 in the regular season when a Patriot eclipses 100 yards rushing. The only loss during the Bill Belichick era came at Miami on Dec. 20, 2004, when Corey Dillon rushed for 121 yards on 26 carries and the Patriots lost to the Dolphins, 29-28. Since then, New England is 28-0 with a 100-yard rusher.

### 2015 NOTES OF INTEREST

#### BILL BELICHICK

- ★ Bill Belichick (245) moved past Curly Lambeau (229) for fourth place all-time on the NFL wins list. Tom Landry is in third place with 270 total wins.
- ★ Belichick (22) moved past Tom Landry (20) and now has the most postseason wins by any head coach.
- ★ Belichick has led the Patriots to 15 consecutive winning records (2001-15), second all-time, behind 20 by Tom Landry (1966-85).

#### TOM BRADY

- ★ Tom Brady (4,405) reached 4,000 yards in 2015 for his eighth 4,000-yard passing season. He joined Peyton Manning (14) and Drew Brees (9) as the only players with at least eight 4,000-yard seasons.
- ★ Brady has 172 regular season wins with the Patriots, the most wins by a quarterback with one team. Brett Favre is second with 160 wins with Green Bay.
- ★ Brady (221) is one of nine NFL quarterbacks with 200 career starts. His 155 wins in his first 200 starts are the most in NFL history. Peyton Manning is second with 136 wins in his first 200 starts.

#### JULIAN EDELMAN

- ★ Edelman led the team with 92 receptions, which was eighth in the NFL in 2014.
- ★ Edelman returned a second-quarter punt 84 yards for a touchdown vs. Denver Nov. 2, 2014 and now has a franchise-best four punt returns for a touchdown.
- ★ Edelman has a 12.0 career punt return average, third in the NFL since the 1970 merger, Rick Upchurch (12.1) and Devin Hester (12.1 avg.).

#### ROB NINKOVICH

- ★ Rob Ninkovich has 14 fumble recoveries since 2010, the most of any player in the NFL over that time. J.J. Watt is second with 11.
- ★ Ninkovich recorded his eighth sack of the season vs. Miami (12/14/14) and has had at least eight sacks in three consecutive seasons, becoming the first Patriots player to have at least eight sacks in three consecutive seasons since Pro Football Hall of Famer Andre Tippett achieved the feat from 1985-87 (1985, 16 1/2, 1986, 9 1/2 and 1987 12 1/2).

#### STEPHEN GOSTKOWSKI

- ★ Stephen Gostkowski led the NFL with 156 points. It was the third straight season that he has led the NFL in scoring (2012, 2013 and 2014). He also led the NFL in scoring in 2008. He joins Don Hutson (5) and Gino Cappelletti (5) as the only NFL players to lead the NFL in scoring in at least four seasons.
- ★ Gostkowski made 94.6 percent of his field goals in 2014 (35-of-37), setting a new team record for field goal percentage in a single season. The previous best was 93.9 by Adam Vinatieri (31-of-33) in 2004.





# PATRIOTS

## Notes of Interest

### TEAM

#### PATRIOTS 2015 CAPTAINS

The Patriots 2015 team captains were elected by their teammates.

##### OFFENSE

★ QB Tom Brady, T Nate Solder and OL Ryan Wendell

##### DEFENSE

★ LB Jerod Mayo, S Devin McCourty and DL Rob Ninkovich

##### SPECIAL TEAMS

★ Matthew Slater

Brady was chosen as a captain for the 14th straight season. Mayo is serving his seventh season as a captain. McCourty and Slater are captains for a fifth time. Ninkovich is a captain for the second time, while Solder and Wendell are first time team captains.

#### 2015 HONORS & AWARDS

##### QB TOM BRADY

★ AFC Offensive Player of the Month (September)

★ AFC Offensive Player of the Week (8)

##### K STEPHEN GOSTKOWSKI

★ AFC Special Teams Player of the Month (September)

★ AFC Special Teams Player of the Week (7)

★ AFC Special Teams Player of the Week (10)

#### SEVEN STRAIGHT TITLE

The Patriots have won seven straight AFC East titles, the longest streak in AFC East history. The Patriots have won 13 of the last 15 division crowns and join the Los Angeles Rams (7-1973-79) for the most consecutive division titles.

##### MOST CONSECUTIVE DIVISION TITLES

Team	Division	Titles	Years
New England Patriots	AFC East	7	2009-15
Los Angeles Rams	NFC West	7	1973-79
Pittsburgh Steelers	AFC Central	6	1974-79
Minnesota Vikings	NFC Central	6	1973-78
Dallas Cowboys	NFL Capitol/ NFC East	6	1966-71
Cleveland Browns	American/Eastern Conf.	6	1950-55
New England Patriots	AFC East	5	2003-07
Indianapolis Colts	AFC South	5	2003-07
Dallas Cowboys	NFC East	5	1992-96
San Francisco 49ers	NFC West	5	1986-90
Chicago Bears	NFC Central	5	1984-88
Oakland Raiders	AFC West	5	1972-76

#### SUCCESS WITH BALL SECURITY

Last year, the Super Bowl champion Patriots and the NFC North champion Packers had only 13 giveaways, tied for the third fewest giveaways in a 16-game season in NFL history. The 2015 Patriots are tied for the third fewest giveaways with 13 in 2015.

##### FEWEST GIVEAWAYS IN 16-GAME SEASON

2011 San Francisco	10
2010 New England	10
2014 Green Bay	13
2014 New England	13
2008 Miami	13
2008 New York Giants	13

### BILL BELICHICK

#### WINNING SEASONS

Belichick (15 straight winning seasons) has the second-most consecutive winning seasons all time, trailing only Tom Landry with 20.

#### MOST CONSEC. DIVISION TITLES

Bill Belichick is the first NFL coach to lead his team to seven consecutive division titles. Paul Brown (1950-55), Tom Landry (1966-71), Bud Grant (1973-78) and Chuck Noll (1974-79) led their teams to six straight titles.

##### NFL COACHES WITH THE MOST CONSECUTIVE DIVISION TITLES

Head Coach	Teams	Consecutive Division Titles
Bill Belichick	Patriots	7 (2009-2015)
Paul Brown	Cleveland	6 (1950-1955)
Tom Landry	Dallas	6 (1966-1971)
Bud Grant	Minnesota	6 (1973-1978)
Chuck Noll	Pittsburgh	6

#### SUPER STATUS

Bill Belichick won his sixth conference title in 2014 to reach the Super Bowl, tying Miami's Don Shula for the most Super Bowl appearances by a head coach. His four Super Bowl titles tied Chuck Noll for the most Super Bowl titles by a head coach.

#### POSTSEASON SUCCESS

Belichick (22 playoff wins) passed Tom Landry (20) for the most postseason wins as a head coach.

#### MOVING ON UP

Belichick (245 overall career wins) moved past Curly Lambeau (229) for sole possession of fourth place on the NFL's all-time list.

#### CAREER WINS

Bill Belichick has 223 career regular-season wins, fifth all-time in NFL history.

HEAD COACH	CAREER WINS
Don Shula	328
George Halas	318
Tom Landry	250
Curly Lambeau	226
Bill Belichick	223

### TOM BRADY

#### RECORD TITLE HOLDER

Tom Brady earned his NFL record 13th division championship in 2015.

QUARTERBACK	CAREER DIVISION TITLES
Tom Brady	13
Peyton Manning	11
Joe Montana	9
Brett Favre	8
Terry Bradshaw	7
John Elway	7





# PATRIOTS

## Notes of Interest

### MOST CONSEC. DIV. TITLES

Tom Brady set an NFL record by leading the Patriots to their seventh straight division title.

#### NFL RECORD FOR MOST CONSECUTIVE DIVISION TITLES BY A STARTING QB

Player	Team	Consecutive Division Titles
<b>Tom Brady</b>	<b>Patriots</b>	<b>7 (2009-2015)</b>
Terry Bradshaw	Steelers	6 (1974-1979)
Fran Tarkenton	Vikings	6 (1973-1978)

### TOUCHDOWN TOM

Brady is third all-time with 427 career touchdowns, and is one of five NFL player to reach 400 touchdown passes.

### 300-YARD GAMES

Brady is third all-time with 71 career 300-yard passing games. Drew Brees (94) and Peyton Manning (93) are the only quarterbacks in front of him.

### 30 TD PASSES

Brady (35) reached 30 touchdown passes in 2015 and is just the fourth player in NFL history with at least 30 or more touchdown passes in six seasons. His 35 touchdowns are leading NFL in 2015.

### 4,000-YARD PASSING SEASON

Brady (4,405) reached 4,000 passing yards in 2015. It is his eighth 4,000-yard season to join Peyton Manning (14) and Drew Brees (9) as the only players with at least eight 4,000-yard seasons.

### PLAYER OF THE WEEK

Brady (25) needs two more AFC Offensive Player of the Week honors to tie Peyton Manning (27) for the most player of the week honors in NFL history.

### 12-WIN SEASONS

Since entering the NFL in 2000, Tom Brady's teams have reached 12 regular-season wins in ten different seasons, second all-time, behind Peyton Manning.

#### STARTING QB'S WITH THE MOST 12-WIN REGULAR SEASONS IN NFL HISTORY

PLAYER	SEASONS
Peyton Manning	11
<b>Tom Brady</b>	<b>10</b>
Brett Favre	6
John Elway	4
Jim Kelly	4

## STEPHEN GOSTKOWSKI

### KICKING INTO THE RECORD BOOKS

Gostkowski became the Patriots all-time scoring leader, passing Adam Vinatieri (1,158), with a 35-yard field goal vs. Miami (12/14/14).

#### PATRIOTS ALL-TIME LEADING SCORERS

<b>1. Stephen Gostkowski</b>	<b>1,318</b>
2. Adam Vinatieri	1,158
3. Gino Cappelletti	1,130
4. John Smith	692
5. Tony Franklin	442

### NFL SCORING LEADER #1

Stephen Gostkowski has led the NFL in scoring in each of the last three seasons (2012-14) after finishing with 156 total points in 2014. He is just the fifth NFL player to lead the NFL in scoring in at least three consecutive seasons, joining Don Hutson (1940-44), and Gino Cappelletti (1963-66), Pat Harder (1947-49) and Paul Hornung (1959-61). He enters this week leading the NFL with 139 total points.

### NFL SCORING LEADER #2

Stephen Gostkowski led the NFL with 156 points in 2014 and joins Don Hutson (5) and Gino Cappelletti (5) as the only NFL players to lead the NFL in scoring in at least four seasons. Gostkowski has led the NFL in scoring in 2008, 2012, 2013 and 2014.

## ROB GRONKOWSKI

### GRONK REACHES 1,000

Gronkowski (1,072) reached 1,000 receiving yards for the third time in his career in 2015. He is the sixth NFL tight end with at least three career 1,000 yard seasons.

## FIRST WITH 5

Gronkowski became the first tight end in NFL history to have to have five seasons with 10 or more touchdowns after reaching double-digit touchdowns in 2015.

#### NFL TIGHT ENDS WITH MOST 10-PLUS TOUCHDOWN SEASONS

<b>Rob Gronkowski</b>	<b>5 (10-2010, 18-2011, 11-2012, 11-2014, 11-2015)</b>
Antonio Gates	4
Tony Gonzalez	3
Jimmy Graham	3
Dallas Clark	2
Vernon Davis	2
Shannon Sharpe	2
Wesley Walls	2
Julius Thomas	2

### ALL-TIME TDS

Gronkowski now has 66 total touchdowns (65 receiving and 1 rushing) and ranks second in team history to the 68 total touchdowns by Stanley Morgan.

### RECEPTIONS STREAK

Gronkowski has a streak of 78 consecutive regular-season games with a reception - every regular season game of his career since 2010.

#### LONGEST CURRENT STREAKS OF CONSECUTIVE GAMES WITH A RECEPTION BY TIGHT ENDS

117 Jason Witten (Dallas)
<b>78 Rob Gronkowski</b>





# PATRIOTS

## Sustaining Success

### PATRIOTS ARE MOST FREQUENT SUPER BOWL TEAM OVER LAST 30 YEARS

The Patriots have won eight conference championships since the 1985 season and have more conference titles than any other team over the last 30 years [since 1983]. Additionally, the Patriots' seven conference titles over the last 25 years are three more than the next closest team and New England's seven conference championships in the last 20 years are also more than any other team. New England also has more conference titles over the last 15 years (6) than any other team.

#### Most Super Bowl Wins in Last 10 Years (2004-2014)

<b>New England</b> . . . . .	<b>2</b>
Pittsburgh . . . . .	2
N.Y. Giants . . . . .	2
5 Other Teams . . . . .	1

#### Most Super Bowl Wins in Last 20 Years (1994-2014)

<b>New England</b> . . . . .	<b>4</b>
Pittsburgh . . . . .	2
Green Bay . . . . .	2
N.Y. Giants . . . . .	2
Baltimore . . . . .	2
Denver . . . . .	2
7 Other Teams . . . . .	1

#### Most Super Bowl Wins in Last 30 Years (1984-2014)

<b>New England</b> . . . . .	<b>4</b>
N.Y. Giants . . . . .	4
San Francisco . . . . .	4
Dallas . . . . .	3
5 Other Teams . . . . .	2
6 Other Teams . . . . .	1

#### Most Conference Championships in Last 7 Years (2007-2014)

<b>New England</b> . . . . .	<b>3</b>
Pittsburgh . . . . .	2
N.Y. Giants . . . . .	2
8 Other Teams . . . . .	1

#### Most Conference Championships in Last 10 Years (2004-2014)

<b>New England</b> . . . . .	<b>4</b>
Pittsburgh . . . . .	3
Indianapolis . . . . .	2
N.Y. Giants . . . . .	2
Seattle . . . . .	2
8 Other Teams . . . . .	1

#### Most Conference Championships in Last 15 Years (1999-2014)

<b>New England</b> . . . . .	<b>6</b>
Pittsburgh . . . . .	3
N.Y. Giants . . . . .	3
Seattle . . . . .	2
Indianapolis . . . . .	2
St. Louis Rams . . . . .	2
Baltimore . . . . .	2

#### Most Conference Championships in Last 20 Years (1994-2014)

<b>New England</b> . . . . .	<b>7</b>
Pittsburgh . . . . .	4
Green Bay . . . . .	3
N.Y. Giants . . . . .	3
5 Other Teams . . . . .	2

#### Most Conference Championships in Last 25 Years (1989-2014)

<b>New England</b> . . . . .	<b>7</b>
Buffalo . . . . .	4
N.Y. Giants . . . . .	4
Pittsburgh . . . . .	4
San Francisco . . . . .	4
Dallas . . . . .	3
Green Bay . . . . .	3

#### Most Conference Championships in Last 30 Years (1984-2014)

<b>New England</b> . . . . .	<b>8</b>
Denver . . . . .	6
N.Y. Giants . . . . .	5
San Francisco . . . . .	5
Buffalo . . . . .	4
Pittsburgh . . . . .	4
Dallas . . . . .	3
Green Bay . . . . .	3

### WHAT HAVE YOU DONE FOR ME LATELY?

Since the 2011 season, the Patriots have maintained their spot atop the NFL in terms of regular season winning percentage and regular season points scored. Since the beginning of the 2011 season, the Patriots have the NFL's highest winning percentage and have scored the most points in the NFL. The Patriots also tie for the NFL's highest winning percentage since 2012 and have scored the most points since 2012.

#### HIGHEST WINNING PERCENTAGE SINCE 2011

TEAM	W	L	T	PCT.	PF	PA
<b>New England</b>	<b>61</b>	<b>17</b>	<b>0</b>	<b>.782</b>	<b>2417</b>	<b>1593</b>
Green Bay	56	21	1	.724	2243	1736
Denver	56	22	0	.718	2186	1691
Seattle	52	26	0	.667	1914	1293
Cincinnati	51	26	1	.660	1908	1535
San Francisco	48	29	1	.622	1691	1453
Pittsburgh	48	30	0	.615	1854	1566
Carolina	46	31	1	.596	1917	1685

#### HIGHEST WINNING PERCENTAGE SINCE 2012

TEAM	W	L	T	PCT.	PF	PA
<b>New England</b>	<b>48</b>	<b>14</b>	<b>0</b>	<b>.774</b>	<b>1904</b>	<b>1251</b>
Denver	48	14	0	.774	1877	1301
Seattle	45	17	0	.726	1593	978
Cincinnati	42	19	1	.685	1564	1212
Green Bay	41	20	1	.669	1683	1377
Carolina	40	21	1	.653	1511	1256
Indianapolis	39	23	0	.629	1491	1464
Arizona	38	24	0	.613	1384	1249
Pittsburgh	36	26	0	.581	1529	1339

#### HIGHEST WINNING PERCENTAGE SINCE 2013

TEAM	W	L	T	PCT.	PF	PA
<b>New England</b>	<b>36</b>	<b>10</b>	<b>0</b>	<b>.783</b>	<b>1347</b>	<b>920</b>
Denver	35	11	0	.761	1396	1012
Carolina	32	12	1	.728	1154	893
Seattle	33	13	0	.717	1181	733
Arizona	33	13	0	.717	1134	892
Cincinnati	32	13	1	.707	1173	892
Green Bay	30	15	1	.663	1250	1041

#### MOST POINTS SCORED SINCE 2011

Team	Points
<b>New England</b> . . . . .	<b>2417</b>
Green Bay . . . . .	2243
Denver . . . . .	2186
New Orleans . . . . .	2173
Carolina . . . . .	1917
Seattle . . . . .	1914
Philadelphia . . . . .	1910
Cincinnati . . . . .	1908
Dallas . . . . .	1897

#### MOST POINTS SCORED SINCE 2012

Team	Points
<b>New England</b> . . . . .	<b>1904</b>
Denver . . . . .	1877
Green Bay . . . . .	1683
New Orleans . . . . .	1626
Seattle . . . . .	1593
Cincinnati . . . . .	1564
Pittsburgh . . . . .	1529
Dallas . . . . .	1528

#### MOST POINTS SCORED SINCE 2013

Team	Points
Denver . . . . .	1396
<b>New England</b> . . . . .	<b>1347</b>
Green Bay . . . . .	1250
Philadelphia . . . . .	1234
Pittsburgh . . . . .	1193
Seattle . . . . .	1181
Cincinnati . . . . .	1173
New Orleans . . . . .	1165





# INSIDE

## The Numbers

### BY THE NUMBERS

3

DE Chandler Jones set a career high with 3 sacks in the win at Buffalo on Sept. 20, 2015. He has eight career multi-sack games.

4

Stephen Gostkowski executed a successful onside kick vs. Washington (11/08/15) and vs. Philadelphia (12/06/15). It is his third (Cleveland - 12/8/13) and the fourth in team history. The first came when Jim Lee Hunt recovered a Gino Cappelletti kick at the end of the first half in a 26-10 win vs. the NY Jets (9/27/64).

4

The 2015 Patriots are the fourth defending Super Bowl Champion to start the season with a record of 10-0 or better, joining Green Bay (2011-13-0), Denver (1998-13-0) and San Francisco (1990-10-0).

5

Rob Gronkowski has five 100-yard games so far in 2015. The NFL record for most 100-yard games by a tight end in a season is six by Tony Gonzalez (2004 and 2000) and Jimmy Graham (2013). He also had five in 2011.

6

The Patriots became the first team in NFL history in 2014 to earn five straight first-round byes and extended that record with their sixth straight bye in 2015. Dallas and San Francisco earned four straight byes from 1992 through 1995.

9

The Patriots scored on each of their first nine drives before taking a knee to run out the clock in the win vs. Jacksonville (9/27/15), the first time in team history that has occurred.

11

The Patriots lead the NFL with 11 first round byes since the current NFL playoff format was instituted in 1990.

15

The Patriots have gone 15 straight seasons without being swept by a division opponent after beating each of the AFC East teams in 2015, extending the longest such streak since the 1970 NFL merger.

16

The Patriots have scored in the final possessions of the first half and the opening possession of the second half 16 times since 2009, first in the NFL. New Orleans is second with 14 such scoring drives.

38

The Patriots set an NFL record by scoring in 38 straight quarters from 9/10/15-11/23/15.

21

The Patriots have now won 21 straight home games against non-division AFC opponents. Their last loss to a non-division AFC team was a 33-10 loss vs. Pittsburgh on Nov. 30, 2008.

41-1

Since 2000, the Patriots are 41-1 when a Patriots player eclipses 100 yards rushing. The only loss during the Bill Belichick era was on Dec. 20, 2004 in a 29-28 Miami win. Since then, the Patriots are 27-0 with a 100-yard rusher.

45-11

Since realignment in 2002, the Patriots have the best inter-conference record in the NFL.

57

Stephen Gostkowski tied a team record with a 57-yard field goal at Dallas on Oct. 11, 2015.

64

Rob Gronkowski and Tom Brady have connected on 64 touchdown passes. It is the second-most connections between a quarterback and a tight end in NFL history and tie for eighth overall.

71

The Patriots have the best divisional record in the NFL since 2001 with a 71-19 (.789) record.

81

The Patriots have won 81 straight home games when leading at halftime, adding to their NFL record. The last time the Patriots lost at home after leading at halftime was on Dec. 24, 2000, vs. Miami when they lost 27-24 after leading 21-17 at halftime.

115

RB James White had a career-best 10 rec. for 115 yards vs. Philadelphia (12/06/15). His 115 yards are the fourth best for a RB in Pats history and his 10 rec. tie for fifth-most by a Pats RB.

### TOM BRADY BY THE NUMBERS

6

Brady won his sixth conference title to pass John Elway (5) for most Super Bowl appearances by a quarterback and matched DL Mike Lodish for the most Super Bowls played. Lodish played in six (four with Buffalo and two with Denver).

### TOM BRADY BY THE NUMBERS (continued)

4

Brady joined Terry Bradshaw and Joe Montana as the only QBs with four Super Bowl wins. Only Hall of Fame DL Charles Haley (5) has more in NFL history.

6

Brady (35) now has six seasons with 30 or more touchdowns.

9

Brady set an NFL record with his ninth start in a Conference Championship Game in 2014. Charlie Waters and Jack Reynolds are second with eight starts.

13

The number of division championships won by Tom Brady, the most division titles ever by a quarterback. Peyton Manning is second with 11.

16

Brady set a Super Bowl record with 16 straight pass completions in Super Bowl XLVI vs. the New York Giants.

19

The longest streak of consecutive pass completions by Brady in a regular season game (Sept. 10, 2015 vs. Pittsburgh), a team record.

92.0

The percent of quarterback keepers converted by Brady (103 of 112) for first downs (77-of-82 on third-and-2 or less and 26-of-30 on fourth-and-2 or less).

172

Brady has 172 career regular-season wins with the Patriots, the most wins by a starting quarterback with one team. Brett Favre is second with 160 Green Bay.

### THE KRAFT ERA

4

The number of Super Bowl championships the Patriots have won since Robert Kraft purchased the team in 1994. That mark is the highest total in the NFL over that span.

7

The number of conference championships the Patriots have won since Robert Kraft purchased the team in 1994, setting a new NFL record for most conference championships as an owner.

15

The number of division championships won by the Patriots since Kraft purchased the team in 1994.

17

The number of playoff seasons earned by the Patriots in the 22 seasons since Robert Kraft purchased the team.

36

The number of playoff games the Patriots have appeared in since 1994, the most in the NFL. Green Bay has the second most with 31.

238

The number of consecutive home games that have been sold out, including all playoff and preseason games dating back to the 1994 season opener.

265

The number of games the Patriots have won since Robert Kraft purchased the franchise in 1994. Prior to Kraft's ownership, the team had won 225 total games in its entire history from 1960-93.

### THE BELICHICK ERA

4

Bill Belichick has won four Super Bowls as a head coach to match Chuck Noll for the most Super Bowl wins by a head coach in NFL history.

4

Bill Belichick is the first coach to lead his team to four 500-point seasons (2007, 2010, 2011, 2012).

4

Bill Belichick (245) passed Curly Lambeau (229) for sole possession of fourth place on the NFL wins list.

9

Super Bowl XLIX was Belichick's ninth Super Bowl overall, including six as a head coach and three as an assistant coach.

13

The number of 11-win seasons by Bill Belichick to tie Don Shula's 13.





# BILL BELICHICK

## NEWS & NOTES



### 21ST SEASON AS HEAD COACH • 41ST NFL SEASON

**Overall Record:** 245-120 (.671) • **Regular Season:** 223-111 (.668) • **Postseason:** 22-9 (.710)

**With Patriots overall (2000-15):** 208-75 (.735)

**Super Bowl Titles:** 6 (86, 90, 01, 03, 04, 14) • **Conf. Titles:** 9 (86, 90, 96, 01, 03, 04, 07, 11, 14)

**Division Titles:** 20 (75, 78, 86, 89, 90, 96, 98, 01, 03, 04, 05, 06, 07, 09, 10, 11, 12, 13, 14, 15)

Bill Belichick is the only head coach in NFL history to win three Super Bowl titles in a four-year span. He has won more regular season games (123) and more games overall (136) during a 10-year stretch (2002-2011) than any other coach in NFL history. In the 2007 season, Belichick led the Patriots to the fourth undefeated and untied regular season in NFL history and the first since the NFL established a 16-game schedule in 1978. His 41 consecutive years as an NFL coach are second in NFL history to 43 by Tennessee's Dick LeBeau.



### AMONG THE GREAT

Bill Belichick has recorded 245 career wins, which is fourth all-time in NFL history. Belichick owns a career winning percentage of .671, which is second all-time, behind George Halas (.682).

#### TOP WINNING PERCENTAGE AMONG HEAD COACHES WITH AT LEAST 160 WINS (INCL. POSTSEASON)

HEAD COACH	TEAM(S)	YEARS	W	L	T	PCT.
George Halas	CHI	1920-29, 33-41, 46-55, 58-67	324	151	31	.682
<b>BILL BELICHICK</b>	<b>CLE/NE</b>	<b>1991-95, 00-15</b>	<b>245</b>	<b>120</b>	<b>0</b>	<b>.671</b>
Don Shula	BAL/MIA	1963-95	347	173	6	.665
Curly Lambeau	GB/CHI/WAS	1921-53	229	134	22	.630

**NOTE:** Winning percentage calculated using current NFL rules, counting a tie as a half-win, half-loss.

### MOVING ON UP

Bill Belichick is in fourth place on the NFL wins list with 245 career wins.

#### MOST WINS NFL COACHES

HEAD COACH	TEAM(S)	YEARS	W	L	T
Don Shula	BAL/MIA	1963-95	347	173	6
George Halas	CHI	1920-29, 33-41, 46-55, 58-67	324	151	31
Tom Landry	DAL	1960-88	270	178	6
<b>BILL BELICHICK</b>	<b>CLE/NE</b>	<b>1991-95, 00-15</b>	<b>245</b>	<b>120</b>	<b>0</b>
Curly Lambeau	GB/CHI/WAS	1921-53	229	134	22

**NOTE:** Winning percentage calculated using current NFL rules, counting a tie as a half-win, half-loss.

## SUPER SUCCESS

Bill Belichick has won four Super Bowls to match Chuck Noll for the most Super Bowl wins by a head coach. He is the only coach to win four Super Bowls in the post-1993 salary cap era.

#### MOST SUPER BOWL VICTORIES

HEAD COACH	TEAM	TITLES	SEASONS
<b>Bill Belichick</b>	<b>New England</b>	<b>4</b>	<b>2001, 2003, 2004, 2014</b>
Chuck Noll	Pittsburgh	4	1974, 1975, 1978, 1979
Joe Gibbs	Washington	3	1982, 1987, 1991
Bill Walsh	San Francisco	3	1981, 1984, 1988

**NOTE:** Sorted by most recent championship. Super Bowls have determined NFL champion since 1966.

### MOST CONSEC. DIVISION TITLES

Bill Belichick is the first NFL coach to lead his team to seven consecutive division titles. Paul Brown (1950-55), Tom Landry (1966-71), Bud Grant (1973-78) and Chuck Noll (1974-79) led their teams to six straight titles.

#### NFL COACHES WITH THE MOST CONSECUTIVE DIVISION TITLES

Head Coach	Teams	Consecutive Division Titles
<b>Bill Belichick</b>	<b>Patriots</b>	<b>7 (2009-2015)</b>
Paul Brown	Cleveland	6 (1950-1955)
Tom Landry	Dallas	6 (1966-1971)
Bud Grant	Minnesota	6 (1973-1978)
Chuck Noll	Pittsburgh	6

### ELITE COMPANY

Bill Belichick is one of five NFL head coaches to win four or more championships since the league began postseason play in 1933, but the only one to win three in four years. Belichick joined an exclusive club in which each of the four other members has been enshrined in the Pro Football Hall of Fame.

#### HEAD COACHES WITH FOUR OR MORE NFL TITLES (Listed alphabetically)

HEAD COACH	CHAMPIONSHIP TEAM(S)
<b>Bill Belichick</b>	<b>Patriots (SB XXXVI, XXXVIII, XXXIX, XLIX)</b>
George Halas	Chicago Bears (1921, 33, 40, 41, 46, 63)
Curly Lambeau	Green Bay Packers (1929, 30, 31, 36, 39, 44)
Vince Lombardi	Green Bay Packers (1961, 62, 65, SB I, II)
Chuck Noll	Pittsburgh Steelers (SB IX, X, XIII, XIV)

### A WINNING EXTENSION

Bill Belichick has led the Patriots to a winning record for 15 consecutive seasons (2001-2015). The only other NFL coach to have at least 10 consecutive winning seasons with one team since the 1970 merger was Tom Landry, who led the Dallas Cowboys to 16 consecutive winning seasons (1970-1985).





# BILL BELICHICK

## NEWS & NOTES

### CAREER MILESTONE FOR BELICHICK

Belichick (223) is just the sixth NFL head coach to reach 200 career regular-season victories, joining Don Shula (328), George Halas (318), Tom Landry (250), Curly Lambeau (226) and Marty Schottenheimer (200).

#### NUMBER OF GAMES TO 200 REGULAR SEASON WINS

282 Don Shula  
288 George Halas  
300 Curly Lambeau  
**306 Bill Belichick**  
319 Tom Landry  
327 Marty Schottenheimer

Head Coach	Teams	W-L-T (regular season)
Don Shula	Colts/Dolphins	328-156-6
George Halas	Bears	318-148-6
Tom Landry	Cowboys	250-162-6
Curly Lambeau	Packers/Cardinals/Redskins	226-132-22
<b>Bill Belichick</b>	<b>Browns/Patriots</b>	<b>223-111-0</b>

### MANNING ON BELICHICK

#### Peyton Manning on Bill Belichick

"Coach Belichick is the best coach that I've ever competed against. I think it's safe to say he'll go down as the greatest NFL coach of all-time. His teams are always well-coached, always well-disciplined, and you know it's going to be a 60-minute fight. To me, that speaks to his coaching."

### BETTER THAN AVERAGE

Bill Belichick has led the Patriots to 15 straight winning seasons (2001-2015). Belichick's 15 straight winning seasons are second all-time, behind 20 by Tom Landry (1966-85).

#### MOST CONSECUTIVE SEASONS WITH A WINNING RECORD

HEAD COACH	TEAM	YEARS
Tom Landry	Dallas	20 - 1966-1985
<b>Bill Belichick</b>	<b>New England</b>	<b>15 - 2001-2015</b>
Curly Lambeau	Green Bay	14 - 1934-1947
Curly Lambeau	Green Bay	12 - 1921-1932
George Halas	Chicago	10 - 1933-1942
John Madden	Oakland	10 - 1969-1978

### 10-WIN SEASONS

Bill Belichick has coached the Patriots to 13 straight seasons with 10 or more wins after reaching his 10th win of the 2015 season vs. Buffalo (11/23/15), adding to his NFL record streak. In 2011, Belichick became the first coach in NFL history with nine straight seasons with at least 10 victories. George Seifert has the second most consecutive 10-win seasons with eight from 1989-1996 for San Francisco.

## 11 ON 13

Bill Belichick tied Don Shula for most 11-win seasons in NFL history after leading the Patriots to 11 wins in 2015. Belichick has twelve 11-win seasons with New England and one with Cleveland

#### NFL HEAD COACHES WITH THE MOST 11-WIN SEASONS

<b>Bill Belichick</b>	<b>13</b>
Don Shula	13
Tom Landry	10

### BELICHICK'S DIVISIONAL SUCCESS

#### HEAD COACHES WITH THE HIGHEST WINNING PERCENTAGE AGAINST DIVISION OPPONENTS

(SINCE 1970 - MINIMUM 60 GAMES)

Head Coach	Teams	W-L-T	Win Pct.
George Allen	LA Rams, Washington	42-18-2	.700
Bud Grant	Minnesota	69-31-1	.688
<b>Bill Belichick</b>	<b>Cleveland/Patriots</b>	<b>88-42-0</b>	<b>.677</b>
Marty Schottenheimer	CLE/KC/SD/WAS	95-51-0	.651

#### THE HEAD COACHES WITH THE MOST WINS AGAINST DIVISION OPPONENTS SINCE 1970

Head Coach	Teams	Wins vs. Div. Opponents
Don Shula	Miami	132
Tom Landry	Dallas	101
Dan Reeves	DEN/NYG/ATL	95
Marty Schottenheimer	CLE/KC/SD/WAS	95
<b>Bill Belichick</b>	<b>CLE/Patriots</b>	<b>88</b>

### BELICHICK'S PATRIOTS RENAISSANCE

Once head coach Bill Belichick implemented his coaching design on the Patriots, his approach has given him the best record of any NFL head coach who has coached over 40 games since 2001 (including the postseason).

#### NFL COACHES' RECORDS SINCE 2001

COACH	TEAM	W	L	T	PCT.
<b>Bill Belichick</b>	<b>New England</b>	<b>203</b>	<b>64</b>	<b>0</b>	<b>.760</b>
Tony Dungy	Tampa Bay/Indianapolis	101	41	0	.711
Bruce Arians	Arizona	33	14	0	.702
Jim Harbaugh	San Francisco	49	22	1	.688
Bill Cowher	Pittsburgh	70	35	1	.665
Mike McCarthy	Green Bay	111	59	1	.652
Mike Tomlin	Pittsburgh	96	55	0	.636
Pete Carroll	Seattle	66	38	0	.635
Chuck Pagano	Indianapolis	42	26	0	.618

### ABOVE THE CENTURY MARK

Bill Belichick has an overall record of 245-120. He joins Don Shula and George Halas as the only coaches with 100 more wins than losses.

#### MOST WINS NFL COACHES

HEAD COACH	TEAM(S)	RECORD
Don Shula	BAL, MIA	347-173-6
George Halas	Chicago	324-151-31
<b>Bill Belichick</b>	<b>CLE, NE</b>	<b>245-120-0</b>

### 500+ FOR THREE STRAIGHT YEARS

Bill Belichick is the first head coach in NFL history to lead a team to three straight 500-point seasons (2010-2012). The Patriots are the first franchise in NFL history to score 500 or more points in four seasons (2007-589, 2010-518, 2011-513 and 2012-557). St. Louis is the only other team to have done it three times (1999-526, 2000-540, 2001-503).





# BILL BELICHICK

## NEWS & NOTES

### POSTSEASON PROWESS

#### BEST POSTSEASON RECORDS IN NFL HISTORY (minimum of 10 games)

COACH	TEAM(S)	W	L	PCT.
Vince Lombardi	GB/WAS	9	1	.900
Tom Flores	Oakland	8	3	.727
Bill Walsh	San Francisco	10	4	.714
<b>Bill Belichick</b>	<b>CLE/NE</b>	<b>22</b>	<b>9</b>	<b>.710</b>
Joe Gibbs	Washington	17	7	.708
Jimmy Johnson	DAL/MIA	9	4	.692

#### MOST POSTSEASON GAMES AS A HEAD COACH

HEAD COACH	GAMES
Tom Landry (Dallas)	36
Don Shula (Baltimore/Miami)	36
<b>Bill Belichick (Cleveland/New England)</b>	<b>31</b>

### 3X COACH OF THE YEAR

The Associated Press named Bill Belichick the NFL's Coach of the Year in 2010, the third time that Belichick earned the honor. He was also named Coach of the Year following the 2003 and 2007 seasons, joining Don Shula (4-time winner) and Chuck Knox as the only three-time winners.

### PLAYOFF SUCCESS

#### MOST PLAYOFF WINS BY AN NFL HEAD COACH

HEAD COACH	TEAM(S)	WINS
<b>Bill Belichick</b>	<b>Cleveland Browns, NE Patriots</b>	<b>22</b>
Tom Landry	Dallas Cowboys	20
Don Shula	Baltimore Colts, Miami Dolphins	19
Joe Gibbs	Washington Redskins	17
Chuck Noll	Pittsburgh Steelers	16

### DIVISION TITLES RECORD

Bill Belichick guided the Patriots to the AFC East title in 2015. His 13 division titles are the most by a head coach since the 1970 merger. Don Shula is second with 11 division titles since the merger. Overall, Belichick's 13 division titles tie Shula and Tom Landry for the most division titles among all NFL head coaches.

### FIRST WITH 14 WINS IN 4 SEASONS

Bill Belichick guided the Patriots to an NFL-best 14-2 record in 2010, becoming the first head coach ever to win at least 14 regular-season games in four separate seasons. Only four other coaches — San Francisco's George Seifert (3), Washington's Joe Gibbs (2), Chicago's Mike Ditka (2) and Miami's Don Shula (2) — have more than one 14-win season.

### NINE SB APPEARANCES ARE A RECORD

Super Bowl XLIX was Bill Belichick's ninth Super Bowl in his career, the most appearances by an NFL coach in history.

#### MOST SUPER BOWL APPEARANCES AS A HEAD COACH OR ASSISTANT

HEAD COACH	SUPER BOWLS
<b>Bill Belichick</b>	<b>9 (six as a head coach)</b>
Dan Reeves	7 (four as a head coach)
Don Shula	6 (six as head coach)
Tom Landry	5 (five as a head coach)
Chuck Noll	5 (four as a head coach)
Marv Levy	5 (four as a head coach)

### GOOD IN DECEMBER

Bill Belichick is 56-11 (.836) in December with New England, the best record in December among head coaches with one team in NFL history (min. 25 games). George Seifert is second (27-6, .818).

### 9 CONFERENCE CHAMPIONSHIP GAMES

Bill Belichick reached his ninth conference championship game as a head coach in 2014, second to the 10 by Tom Landry.

Head Coach	Conference Championships
Tom Landry	10
<b>Bill Belichick</b>	<b>9</b>
Don Shula	7
Chuck Noll	7
John Madden	6
Bill Cowher	6







# TOM BRADY

## NEWS & NOTES



### CAREER NOTES

Tom Brady has quarterbacked the Patriots to victories in 172 of his 221 career regular season starts, compiling a .778 winning percentage and giving him the best record of any quarterback in the Super Bowl era (since 1966). Brady's 155 career wins in his first 200 starts are the most in NFL history. Peyton Manning is second with 136 wins in his first 200 career starts.

### RECORDING SUCCESS

#### TOP WINNING PERCENTAGE IN SUPER BOWL ERA (Since 1966, Minimum 50 Starts, Regular Season Only)

PLAYER	TEAM(S)	YEARS	W	L	T	PCT.
<b>TOM BRADY</b>	<b>NE</b>	<b>2000-15</b>	<b>172</b>	<b>49</b>	<b>0</b>	<b>.778</b>
Roger Staubach	DAL	1969-79	85	29	0	.746
Russell Wilson	SEA	2012-15	45	17	0	.725
Joe Montana	SF/KC	1979-94	117	47	0	.713

#### ACTIVE QUARTERBACKS WINNING PERCENTAGE (Minimum 32 Starts (two full seasons), Regular Season Only)

QUARTERBACK	TEAM(S)	W	L	T	PCT.
<b>TOM BRADY</b>	<b>NE</b>	<b>172</b>	<b>49</b>	<b>0</b>	<b>.778</b>
Russell Wilson	SEA	45	17	0	.725
Peyton Manning	IND/DEN	186	79	0	.702
Aaron Rodgers	GB	80	37	0	.684
Ben Roethlisberger	PIT	112	55	0	.671
Andy Dalton	CIN	50	26	1	.656
Andrew Luck	IND	35	20	0	.636
Joe Flacco	BAL	75	47	0	.615
Tony Romo	DAL	78	49	0	.614
Matt Ryan	ATL	73	51	0	.589

#### NINE AFC CHAMPIONSHIP GAME APPEARANCES

The Patriots played in their ninth conference championship game in the Tom Brady - Bill Belichick era (since 2001 with Brady starting at QB) in 2014. By omitting the season Brady missed due to injury in 2008, the Patriots have made nine title games in 13 seasons with Brady as the starter..

### SIX 30-TD SEASONS

Brady has six 30-touchdown seasons overall. The only other Patriots quarterback to have a 30-touchdown season was Vito "Babe" Parilli in 1964 when he led the AFL with 31. Brady is the fourth quarterback in NFL history to have 30 or more touchdown passes in at least six seasons and the fifth quarterback in NFL history with three or more straight seasons with 30 or more touchdowns.

#### MOST SEASONS WITH 30-PLUS TOUCHDOWN PASSES

Brett Favre .....	9
Peyton Manning .....	9
Drew Brees .....	7
<b>TOM BRADY .....</b>	<b>6</b>
Dan Marino .....	4
Aaron Rodgers .....	4
Tony Romo .....	4
Philip Rivers .....	4
Eli Manning .....	3
Kurt Warner .....	3

#### THREE OR MORE STRAIGHT 30 TOUCHDOWN SEASONS

Drew Brees .....	7 (2008-2014)
Brett Favre .....	5 (1994-98)
Peyton Manning .....	5 (2009-10, 12-14)
<b>TOM BRADY .....</b>	<b>3 (2010-2012)</b>
Dan Marino .....	3 (1984-86)

### 300-YARD AVG. IN THREE SEASONS

Brady averaged 301.7 yards per game in 2012. Brady (300.4 in 2007 and 327.2 in 2011) joins Drew Brees as the first NFL players to average 300 yards per game in at least three seasons. Brady is averaging 314.6 yards per game in 2015.

#### MOST SEASONS AVERAGING 300 OR MORE YARDS PER GAME

- 5 Drew Brees (2014, 2013, 2012, 2011, 2008) • **3 Tom Brady (2012, 2011, 2007)** • 2 Dan Fouts (1982, 1981)

### PILING UP THE WINS

Brady is one of three NFL quarterbacks with at least 170 career wins.  
(Regular season only)

RK	NAME	W	L	T	PCT.
1.	Brett Favre	186	112	0	.624
2.	Peyton Manning	186	79	0	.702
<b>3.</b>	<b>Tom Brady</b>	<b>172</b>	<b>49</b>	<b>0</b>	<b>.778</b>
4.	John Elway	148	82	1	.643
5.	Dan Marino	147	93	0	.613
6.	Fran Tarkenton	124	109	6	.531
7.	Drew Brees	122	92	0	.570
8.	Johnny Unitas	119	64	4	.647
9.	Joe Montana	117	47	0	.713
10.	Ben Roethlisberger	112	55	0	.671
11.	Terry Bradshaw	107	51	0	.677
12.	Warren Moon	102	101	0	.510

### BRADY ONE OF EIGHT

#### NFL RECORD FOR MOST PASSING YARDS PER GAME (Minimum 50 Games)

PLAYER	TEAM	YARDS/GAME
Drew Brees .....	SD/NO	279.9
Peyton Manning .....	IND/DEN	271.2
Kurt Warner .....	STL/ARI	260.8
Matt Ryan .....	ATL	259.0
<b>Tom Brady .....</b>	<b>NE</b>	<b>258.6</b>
Aaron Rodgers .....	GB	257.7
Dan Marino .....	Miami	253.6
Philip Rivers .....	SD	252.7





# TOM BRADY

## NEWS & NOTES

### FOUR 35-TD SEASONS

Brady, who leads the NFL in 2015 with 35 touchdowns, joined Peyton Manning as the only NFL players in history with at least 35 touchdowns passes in four different seasons.

#### QBS WITH THE MOST 35+ PASSING TOUCHDOWNS IN NFL HISTORY

PLAYER	35+ TD SEASONS
Tom Brady	4 (50 in 2007, 36 in 2010, 39 in 2011, 35 2015)
Peyton Manning	4 (49 in 2004, 37 in 2012, 55 in 2013, 39 in 2014)
Brett Favre	3 (38 in 1995, 39 in 1996 and 35 in 1997)
Drew Brees	3 (46 in 2011, 43 in 2012 and 39 in 2013)
Aaron Rodgers	3 (45 in 2011, 39 in 2012 and 38 in 2014).

### BRADY AT 4,000

Brady (4,405) reached 4,000 passing yards for the eighth time in his career in 2015. He enters this week's game with an NFL-best 4,405 passing yards.

#### ALL-TIME 4,000 YARD PASSING SEASONS

14	Peyton Manning
10	Drew Brees
8	Tom Brady
7	Philip Rivers
6	Dan Marino
6	Brett Favre
5	Carson Palmer
5	Aaron Rodgers

#### PATRIOTS TOP PASSING YARDS/SEASON

Yards	Player	Year
5,235	Tom Brady	2011
4,827	Tom Brady	2012
4,806	Tom Brady	2007
4,555	Drew Bledsoe	1994
4,405	Tom Brady	2015
4,398	Tom Brady	2009
4,343	Tom Brady	2013
4,110	Tom Brady	2005
4,109	Tom Brady	2014
4,086	Drew Bledsoe	1996

### 24 CAREER 4-TD GAMES

Brady has thrown four or more touchdowns in 24 games - 19 four-TD games, three five-TD games and two six-TD games. The Patriots are 23-1 when Brady throws four or more TD passes.

#### MOST GAMES WITH 4+ TOUCHDOWN PASSES

PLAYER	4+ TD GAMES
1. Peyton Manning	35
2. Drew Brees	27
3. Tom Brady	24
4. Brett Favre	23
5. Dan Marino	21
6. Johnny Unitas	17

#### MOST GAMES WITH 4+ TDS AND NO INTERCEPTIONS

PLAYER	GAMES
Tom Brady	19
Peyton Manning	18
Drew Brees	18
Brett Favre	12

### SIX FOR SIX-PLUS

Brady has thrown six touchdowns in a game two times and is one of eight NFL players to have thrown at least six touchdowns in a game two times. Brady threw six touchdowns at Miami (10/21/07) and vs. Tennessee (10/18/09).

#### NFL PLAYERS WITH AT LEAST TWO 6+TD GAMES

PLAYER	6+ TD GAMES
Peyton Manning	3 (Two 6 TD games and one 7 TD Game)
George Blanda	2 games with 7 touchdowns
Y.A. Tittle	2 (1 game with 7 and 1 with 6 TDs)
Drew Brees	2 (1 game with 7 and 1 with 6 TDs)
Tom Brady	2 games with 6 touchdowns
Charley Johnson	2 games with 6 touchdowns
Ben Roethlisberger	2 games with 6 touchdowns
Aaron Rodgers	2 games with 6 touchdowns



## 50,000 YARDS

Tom Brady (57,663) became the sixth NFL quarterback to reach 50,000 passing yards in the win vs. Cincinnati on Oct. 5, 2014. He moved past John Elway into fifth place all-time in a win vs. Denver (11/2/14)..

Player	Passing yards
1. Peyton Manning	71,871
2. Brett Favre	71,838
3. Dan Marino	61,361
4. Drew Brees	60,168
5. Tom Brady	57,663
6. John Elway	51,475
7. Warren Moon	49,325
8. Fran Tarkenton	47,003
9. Vinny Testaverde	46,233
10. Drew Bledsoe	44,611

### A GOOD RATIO

Brady ranks first in touchdown-to-interception ratio among quarterbacks with 400 career TD passes. He ranks third in TD-to-INT ratio overall, behind only Aaron Rodgers and Russell Wilson.

#### BRADY TOPS 400 CLUB IN TD/INT RATIO

##### NFL All-Time Rank in Parentheses

Player	Touchdowns	Interceptions	Ratio
Tom Brady	427 (3)	149 (55t)	2.87 (3)
Peyton Manning	539 (1)	251 (9)	2.15 (5)
Drew Brees	424 (4)	205 (24)	2.07 (8)
Dan Marino	420 (5)	252 (8)	1.67 (21)
Brett Favre	508 (2)	336 (1)	1.51 (30)

### 400-TD CLUB

Tom Brady is one of five NFL players with at least 400 career touchdowns.

#### MOST CAREER TOUCHDOWN PASSES

(regular season only) Bold indicates active players

RANK	NAME	TOUCHDOWNS
1.	<b>Peyton Manning</b>	<b>539</b>
2.	Brett Favre	508
3.	<b>Tom Brady</b>	<b>427</b>
4.	<b>Drew Brees</b>	<b>424</b>
5.	Dan Marino	420
6.	Fran Tarkenton	342
7.	John Elway	300
8t.	Eli Manning	291
8t.	Warren Moon	291
10.	Johnny Unitas	290

### BRADY NEAR RECORD FOR TDS WITH ONE TEAM

Brady is third in NFL history in all-time touchdown passes (regular season and playoffs) and ranks second in total TD passes with one team.

#### ALL-TIME TOUCHDOWN PASS LEADERS (INCLUDING PLAYOFFS)

Player	Years	Team(s)	Total TD	Reg. Season	Playoffs
Peyton Manning	1998-Present	IND/DEN	577	539	38
Brett Favre	1991-2010	ATL/GB/NYJ/MIN	552	508	44
Tom Brady	2000-Present	NE	480	427	53
Dan Marino	1983-1999	MIA	452	420	32
Drew Brees	2001-Present	SD/NO	448	424	24
Fran Tarkenton	1961-1978	MIN/NYG	353	342	11
John Elway	1983-1998	DEN	327	300	27
Joe Montana	1979-1994	SF/KC	318	273	45

#### MOST TOUCHDOWN PASSES WITH ONE TEAM (INCLUDING PLAYOFFS)

Player	Years	Team(s)	Total TD	Reg. Season	Playoffs
Brett Favre	1992-2007	GB	481	442	39
Tom Brady	2000-Present	NE	480	427	53
Dan Marino	1983-1999	MIA	452	420	32
Peyton Manning	1998-2010	IND	428	399	29





# TOM BRADY

## NEWS & NOTES

### ECLIPSING 3K

Brady (4,405) once again reached 3,000 yards in 2015 for his 13th 3,000-yard season.

#### NFL RECORD FOR MOST 3,000-YARD SEASONS

18	Brett Favre
16	Peyton Manning
<b>13</b>	<b>Tom Brady</b>
13	Drew Brees
13	Dan Marino
12	John Elway

### FRANCHISE LEADING PASSER

PLAYER	YEARS	ATT	COMP	YARDS
<b>Tom Brady</b>	<b>2000-15</b>	<b>7,740</b>	<b>4,919</b>	<b>57,663</b>
Drew Bledsoe	1993-01	4,518	2,544	29,657
Steve Grogan	1975-90	3,593	1,879	26,886

### NFL FRANCHISE WINS LEADER

Tom Brady has 172 career regular-season wins with the Patriots, the most by a starting quarterback with one team. Brady made his 208th career start against Pittsburgh (9/10/15) when he won his 161st game. It took Brett Favre 253 starts to reach 160 wins.

#### MOST WINS AS A STARTING QUARTERBACK FOR ONE TEAM

Player	Wins	Team
<b>Tom Brady</b>	<b>172</b>	<b>New England</b>
Brett Favre	160	Green Bay
John Elway	148	Denver
Dan Marino	147	Miami
Peyton Manning	141	Indianapolis

### BRADY RACKS UP PASSING YARDS

Brady has 71 NFL games with 300 or more yards passing and the Patriots are 59-12 in those games. He is one of three players with 70 300-yard games.

#### NFL QUARTERBACK 300-YARD GAMES (\*ACTIVE)

PLAYER	300-YARD GAMES
Drew Brees*	94
Peyton Manning*	93
<b>Tom Brady*</b>	<b>71</b>
Dan Marino	63
Brett Favre	62
Kurt Warner	52
Dan Fouts	51
Warren Moon	49
Tony Romo*	46

Brady had a career-best eleven 300-yard games in the 2011 season, tied for third in NFL history behind Drew Brees (13 in 2011) and Peyton Manning (12 in 2013). He has seven 300 yard games so far in 2015.

### TOP QB HOME STARTING RECORDS (MIN. 75 STARTS) SINCE 1970 MERGER (INCLUDES POSTSEASON)

PLAYER	TEAM(S)	W	L	T	PCT.
<b>Tom Brady</b>	<b>NE</b>	<b>111</b>	<b>18</b>	<b>0</b>	<b>.860</b>
Terry Bradshaw	PIT	75	14	0	.843
John Elway	DEN	104	25	0	.806

### 39 GAME-WINNING DRIVES

Brady has 39 game-winning drives in the fourth quarter or overtime in the regular season.

#### MOST GAME WINNING DRIVES IN THE FOURTH QUARTER OR OVERTIME (Regular Season)

PLAYER	TEAMS	4TH QTR GAME-WINNING DRIVES
1. Peyton Manning	IND/DEN	52
2. Dan Marino	Miami	47
3. Brett Favre	GB/NYJ/MIN	43
4. John Elway	Denver	40
<b>5. Tom Brady</b>	<b>New England</b>	<b>39</b>
6. Warren Moon	HOU/MIN/SEA/KC	35
7. Drew Brees	SD/NO	34

### BRADY'S COMEBACKS

Brady has engineered 49 career game-winning performances to lead his team to a victory from a fourth-quarter deficit or tie.

DATE	OPP.	TIME REMAINING		PASSING STATISTICS						
		SCORE	IN REG.	ATT	CMP	YDS	TD	INT	FINAL	
11/15/15	at NYG	17-23	15:00	18	11	193	1	1	27-26	
10/25/15	NYJ	16-17	15:00	17	14	150	2	0	30-23	
02/01/15	SEA**	14-24	15:00	15	13	124	2	0	28-24	
01/10/15	BAL*	28-28	15:00	8	9	72	1	0	35-31	
12/21/14	at NYJ	10-13	15:00	6	3	26	0	1	17-13	
12/07/14	at SD	13-14	15:00	8	7	112	1	0	23-14	
12/08/13	CLE	3-19	15:00	20	16	142	2	0	27-26	
12/01/13	at HOU	21-24	15:00	12	8	87	0	0	34-31	
11/24/13	DEN	21-24	15:00	19	12	100	1	0	[ot] 34-31	
10/13/13	NO	23-27	1:13	5	7	70	1	0	30-27	
09/08/13	at BUF	20-21	4:31	7	7	36	0	0	23-21	
10/21/12	NYJ	23-26	1:37	9	13	95	0	0	[ot] 29-26	
09/30/12	at BUF	21-21	15:00	7	4	78	2	0	52-28	
01/22/12	BAL*	16-20	15:00	6	3	20	0	1	23-20	
12/24/11	MIA	17-17	15:00	11	8	120	0	0	27-24	
10/16/11	DAL	13-16	5:13	9	11	87	1	0	20-16	
12/19/10	GB	21-27	13:49	6	5	82	1	0	31-27	
11/25/10	at DET	24-24	15:00	5	5	86	2	0	45-24	
10/17/10	BAL	10-20	14:53	24	16	156	1	1	[ot] 23-20	
09/14/09	BUF	13-24	5:32	13	11	112	2	0	25-24	
12/29/07	at NYG	23-28	15:00	12	8	130	1	0	38-35	
12/03/07	at BAL	17-24	14:25	17	7	113	1	0	27-24	
11/25/07	PHI	24-28	15:00	16	11	109	0	0	31-28	
11/04/07	at IND	10-20	9:42	10	8	144	2	0	24-20	
01/14/07	at SD*	13-21	8:35	14	9	122	1	1	24-21	
12/03/06	DET	13-21	13:07	15	14	101	0	0	28-21	
11/26/06	CHI	10-10	14:46	7	6	98	1	0	17-13	
09/10/06	BUF	14-17	15:00	6	3	58	0	1	19-17	
11/13/05	at MIA	15-16	2:53	2	2	76	1	0	23-16	
10/30/05	BUF	7-16	10:07	4	4	69	0	0	21-16	
10/09/05	at ATL	28-28	3:52	2	2	17	0	0	31-28	
09/25/05	at PIT	10-13	14:19	12	12	167	0	0	23-20	
02/06/05	PHI**	14-14	15:00	4	2	33	0	0	24-21	
10/03/04	at BUF	17-17	15:00	4	2	8	1	0	31-17	
02/01/04	CAR**	29-29	1:08	5	4	47	0	0	32-29	
01/10/04	TEN*	14-14	15:00	11	6	27	0	0	17-14	
11/30/03	at IND	31-31	10:21	6	3	31	1	0	38-34	
11/23/03	at HST	13-20	3:11	14	10	133	1	0	[ot] 23-20	
11/03/03	at DEN	23-26	2:51	4	5	58	1	0	30-26	
10/19/03	at MIA	13-13	15:00	10	7	147	1	0	[ot] 19-13	
10/05/03	TEN	24-27	4:40	1	1	15	0	0	38-30	
12/29/02	MIA	13-24	4:59	13	8	69	1	0	[ot] 27-24	
11/10/02	at CHI	19-30	5:16	14	9	116	2	0	33-30	
09/22/02	KC	38-38	0:00	5	4	46	0	0	[ot] 41-38	
02/03/02	STL**	17-17	1:21	8	5	53	0	0	20-17	
01/19/02	OAK*	3-13	15:00	27	20	138	0	0	[ot] 16-13	
12/16/01	at BUF	6-9	5:57	13	9	116	0	0	[ot] 12-9	
12/02/01	at NYJ	14-16	15:00	7	6	56	0	0	17-16	
10/14/01	SD	16-26	8:48	18	13	130	1	0	[ot] 29-26	

^Statistics are from the time noted until the end of the game \* Divisional Playoffs \*\* Super Bowl





# TOM BRADY

## NEWS & NOTES

### LATE GAME WINNER

Brady now has seven career games in which he threw a game-winning touchdown pass in the final minute of the game to turn a Patriots deficit into a Patriots win.

**11/10/02 at Chicago\* W 33-30**

The Patriots trailed 30-25 when Brady threw a 20-yard touchdown to David Patten with 21 seconds left to give the Patriots a 33-30 win.

\*-Champaign, Ill.

**11/3/03 at Denver W 30-26**

The Patriots trailed 26-23 when Brady threw an 18-yard touchdown to David Givens with 30 seconds left to give the Patriots a 30-26 win.

**12/3/07 at Baltimore W 27-24**

The Patriots trailed 24-20 when Brady threw an 8-yard touchdown to Jabar Gaffney with 44 seconds left to give the Patriots a 27-24 win.

**9/14/09 vs. Buffalo W 25-24**

The Patriots trailed 24-19 when Brady threw a 16-yard touchdown to Ben Watson with 50 seconds left to give the Patriots a 25-24 win.

**10/16/11 vs. Dallas W 20-16**

The Patriots trailed 16-13 when Brady threw an 8-yard touchdown pass to Aaron Hernandez with 22 seconds left to give the Patriots a 20-16 win.

**10/13/13 vs. New Orleans W 30-27**

The Patriots trailed 27-23 when Brady threw a 17-yard touchdown pass to Kenbrell Thompson with five seconds left to give the Patriots a 30-27 win.

**12/08/13 vs. Cleveland W 27-26**

The Patriots trailed 26-21 when Brady threw a 1-yard touchdown pass to Danny Amendola with 31 seconds left to give the Patriots a 27-26 win.

### THREE TD; NO INT

Tom Brady is second in NFL history with 45 games with three or more touchdowns and no interceptions. The Patriots are 43-2 (.956) in such games.

#### PLAYER MOST GAMES WITH 3+ TD PASSES AND 0 INT.

Peyton Manning	51
<b>Tom Brady</b>	<b>45</b>
Brett Favre	36
Drew Brees	36
Aaron Rodgers	32

### TOM BRADY'S RECORD AS A STARTER

	REG. SEASON	PLAYOFFS	TOTAL
Overall	<b>172-49</b>	<b>21-8</b>	<b>193-57</b>
Home:	97-15	14-3	111-18
Road:	75-34	7-5*	82-39

#### By Yardage Total

Less than 200:	35-15	4-1	39-16
200-299:	78-22	11-5	89-27
300 or more:	59-12	6-2	65-14

#### Other Records

On Artificial Turf:	108-15	10-5	118-20
Temp Below 40:	35-6	11-2	46-8
Thanksgiving or later:	63-15	21-8	84-23
Leading at Halftime:	132-16	14-4	146-20
Leading after 3 Qtrs:	141-9	13-3	154-12
Overtime:	9-3	1-0	10-3
Passer rating >100.0:	96-6	10-0	106-6

\*Includes six Super Bowls at neutral sites

### RECORD TITLE HOLDER

Tom Brady earned his NFL record 13th division championship in 2015.

#### QUARTERBACK CAREER DIVISION TITLES

<b>Tom Brady</b>	<b>13</b>
Peyton Manning	11
Joe Montana	9

### 12-WIN SEASONS

Since entering the NFL in 2000, Tom Brady's teams have reached 12 regular-season wins in ten different seasons, second all-time, behind Peyton Manning.

#### STARTING QB'S WITH THE MOST 12-WIN REGULAR SEASONS IN NFL HISTORY

PLAYER	SEASONS
Peyton Manning	11
<b>Tom Brady</b>	<b>10</b>
Brett Favre	6
John Elway	4
Jim Kelly	4

### MOST WINS IN 200 STARTS

Brady had 155 career regular-season wins in his first 200 regular-season starts (.775 win pct.). Peyton Manning is second with 136 victories in his first 200 starts.

#### MOST WINS BY A STARTING QB THROUGH 200 REGULAR SEASON STARTS

Quarterback	Wins Through 200 Starts
<b>Tom Brady</b>	<b>155</b>
Peyton Manning	136
Dan Marino	125
John Elway	124

### SIXTH TO REACH 4,000 COMPLETIONS

Tom Brady is one of six players in NFL history to reach 4,000 completions.

#### MOST PASS COMPLETIONS IN NFL HISTORY

1. Brett Favre	6,300
2. Peyton Manning	6,120
3. Drew Brees	5,308
4. Dan Marino	4,967
<b>5. Tom Brady</b>	<b>4,919</b>
6. John Elway	4,123
7. Warren Moon	3,988

### THIRD FASTEST TO 4,000 COMPLETIONS

Tom Brady has now completed 4,919 passes over his career in the regular season, becoming just the sixth player (third fastest) in NFL history to achieve the feat.

#### GAMES PLAYED TO 4,000 CAREER COMPLETIONS

Drew Brees	169
Peyton Manning	183
<b>Tom Brady</b>	<b>187</b>
Dan Marino	193
Brett Favre	196
John Elway	227

### BRADY HAS FIFTH-BEST QB RATING

PLAYER	YEARS	TEAM	RATING
Aaron Rodgers	2005-15	Green Bay	104.7
Russell Wilson	2012-15	Seattle	101.7
Tony Romo	2004-15	Dallas	97.1
Steve Young	1985-99	TB/SF	96.8
<b>Tom Brady</b>	<b>2000-15</b>	<b>Patriots</b>	<b>96.5</b>
Peyton Manning	1998-15	IND/DEN	96.5
Philip Rivers	2004-15	San Diego	95.6





# TOM BRADY

## NEWS & NOTES

### MOST TD THROWS COACH/QB TANDEM

Tom Brady has thrown 427 career touchdowns under head coach Bill Belichick, the most touchdowns among any head coach/starting quarterback tandem.

#### MOST TDS/QB TANDEMS (Regular Season Only)

Quarterback/Head Coach	Team	Touchdowns
<b>Tom Brady/Bill Belichick</b>	<b>NE</b>	<b>427</b>
Dan Marino/Don Shula	MIA	352
Drew Brees/Sean Payton	NO	293
Len Dawson/Hank Stram	KC	232

### BRADY UNDEFEATED AGAINST 7

Brady is undefeated against seven teams – Atlanta (4-0), Chicago (4-0), Dallas (4-0), Detroit (4-0), Jacksonville (5-0), Minnesota (4-0) and Tampa Bay (3-0). Brady is most successful against Buffalo, with a 24-3 career record and the non-divisional team he has beaten the most is Indianapolis (9-3).

### NO PLACE LIKE HOME

Tom Brady made his 100th career home start against Chicago on Oct. 26, 2014. The win over Chicago gave Brady an 87-13 home record in his first 100 home starts, the best in NFL history since the merger for a quarterback with at least 50 starts.

#### BEST HOME REGULAR SEASON STARTING RECORDS (MINIMUM 40 STARTS)

Player	Record
<b>Tom Brady</b>	<b>97-15 (.866)</b>
Terry Bradshaw	67-12 (.848)
Roger Staubach	49-10 (.831)
Aaron Rodgers	47-11 (.810)
John Elway	92-23 (.805)
Joe Flacco	47-14 (.770)

#### BEST HOME REGULAR SEASON STARTING RECORD IN FIRST 100 STARTS

Player	Record
<b>Tom Brady</b>	<b>87-13 (.870)</b>
Brett Favre	82-18 (.820)
John Elway	77-23 (.770)
Peyton Manning	74-26 (.740)

### WINNINGEST COACH/QB TANDEM

Bill Belichick and Tom Brady have the best winning percentage and most wins for a head coach/starting quarterback tandem since the 1970 merger.

#### WINNINGEST COACH/QB TANDEMS SINCE 1970

(Regular Season Only – by winning percentage)

Quarterback/Head Coach	Team	W	L	T	Pct.
<b>Tom Brady/Bill Belichick</b>	<b>NE</b>	<b>172</b>	<b>49</b>	<b>0</b>	<b>.778</b>
Ken Stabler/John Madden	OAK	60	19	1	.756
Jim McMahon/Mike Ditka	CHI	46	15	0	.754
Peyton Manning/Tony Dungy	IND	73	24	0	.753

#### WINNINGEST COACH/QB TANDEMS SINCE 1970

(Regular Season Only – by victories)

Quarterback/Head Coach	Team	W	L	T	Pct.
<b>Tom Brady/Bill Belichick</b>	<b>NE</b>	<b>172</b>	<b>49</b>	<b>0</b>	<b>.778</b>
Dan Marino/Don Shula	MIA	116	68	0	.630
Terry Bradshaw/Chuck Noll	PIT	107	51	0	.601

### MOST STARTS UNDER ONE HC

Tom Brady made his 185th career start at Carolina on Nov. 18, 2013, all under Bill Belichick. It is the most starts by a quarterback under one head coach in NFL history. Brady surpassed Dan Marino, who had 184 career starts under head coach Don Shula. Brady now has 221 career starts under Belichick.

### 13 GAMES WITH 300 YARDS, 4 TDS & 0 INTS

Tom Brady had his 13th NFL game with 300 yards, four touchdowns and no interceptions vs. Miami (10/29/15), second in NFL history to the 15 such games by Drew Brees.

### BRADY BEATS BUFFALO

Tom Brady owns a 25-3 record against the Buffalo Bills and has more wins against Buffalo than any other NFL team. The New York Jets are second with 21 wins.

#### MOST WINS BY A STARTING QUARTERBACK AGAINST AN OPPONENT

Player	Wins
Brett Favre	26 wins against Detroit
<b>Tom Brady</b>	<b>25 wins against Buffalo</b>
Brett Favre	23 wins against Chicago
Dan Marino	22 wins against Indianapolis

### NFL RECORD FOR ATTEMPTS BETWEEN INTS

Tom Brady attempted 358 consecutive regular-season passes without an interception, a streak spanning from Oct. 17, 2010-Sept. 1, 2011. Brady eclipsed Bernie Kosar's record on Dec. 26, 2010 at Buffalo.

#### MOST CONSECUTIVE PASS ATTEMPTS WITHOUT AN INTERCEPTION

358	Tom Brady (Patriots)	2010-11
312	Alex Smith (Kansas City)	2015
308	Bernie Kosar (Cleveland)	1990-91
294	Bart Starr (Green Bay)	1964-65
279	Jeff George (IND/ATL)	1993-94
277	Rich Gannon (Oakland)	2001
271	Jason Campbell (Washington)	2007-08

### SECOND IN DISTINCT HONOR

Tom Brady has earned 25 AFC Player of the Week honors, second in NFL history Peyton Manning's 27 honors. Brady was named AFC Offensive Player of the Week for Week 8 in 2015. Brady was named AFC Offensive Player of the Month for September in 2015 and is tied with Manning for the most player of the month honors with eight.

#### CAREER PLAYER OF THE WEEK AWARDS

Player	Career	Team	POW Awards
Peyton Manning	1998-present	Colts/Broncos	27
<b>Tom Brady</b>	<b>2000-present</b>	<b>Patriots</b>	<b>25</b>
Dan Marino	1983-1999	Dolphins	18
Brett Favre	1991-2010	Packers, Jets, Vikings	16
John Elway	1983-1998	Broncos	15

## BIG IN DECEMBER

Tom Brady is 50-9 (.847) in December, the second-best record in December among quarterbacks with at least 20 starts. Roger Staubach is first (17-3, .850). Among active quarterbacks, Philip Rivers is second with a 32-11 record (.744).





# TOM BRADY

## NEWS & NOTES

### BRADY IS STREAKING

Tom Brady has a streak of 122 consecutive starts and is the only quarterback in NFL history with two separate streaks of 100-plus starts.

#### MOST CONSECUTIVE STARTS BY AN NFL QB (INCLUDING POSTSEASON)

Games	QB
321	Brett Favre (1992-2010)
227	Peyton Manning (1998-2011)
192	Eli Manning (2004-present)
167	Philip Rivers (2006-present)
137	Joe Flacco (2008-2015)
<b>128</b>	<b>Tom Brady (2001-2008)</b>
123	Ron Jaworski (1977-1984)
<b>122</b>	<b>Tom Brady (2009-present)</b>
110	Joe Ferguson (1977-1984)

### MOST GAMES PLAYED AS A PATRIOT

Tom Brady passed Bruce Armstrong at Dallas (10/11/15) with his 213th game played in a Patriot uniform.

Player	Games Played
<b>Tom Brady</b>	<b>223</b>
Bruce Armstrong	212
Julius Adams	206

### SECOND PATRIOT WITH 200 STARTS

Tom Brady (221) is the second New England Patriots player to start in at least 200 games. Patriots Hall of Fame OL Bruce Armstrong started in 212 games during his career.

### 200-PLUS STARTS

Tom Brady is one of nine NFL quarterbacks with at least 200 career starts in the regular season.

#### MOST NFL STARTS BY AN NFL QUARTERBACK

Player	Starts
Brett Favre	298
Peyton Manning	265
Dan Marino	240
Fran Tarkenton	239
John Elway	231
<b>Tom Brady</b>	<b>221</b>
Vinny Testaverde	214
Drew Brees	214
Warren Moon	203

### ANOTHER 100 STRAIGHT STARTS

Tom Brady made his 100th consecutive regular season start against Dallas (10/11/15) and is the first NFL quarterback to start 100 consecutive regular season games twice.

#### MOST CONSECUTIVE STARTS IN THE REGULAR SEASON/QUARTERBACK

Player	Consecutive Starts
Brett Favre	297
Peyton Manning	208
*Eli Manning	181
*Philip Rivers	158
Joe Flacco	122
Ron Jaworski	116
<b>Tom Brady</b>	<b>111</b>
<b>*Tom Brady</b>	<b>110</b>
Joe Ferguson	107

\*Active Streak

### ELITE COMPANY

Tom Brady (221 starts in the regular season and 29 postseason starts) and Pro Football Hall of Famer Jerry Rice (284 regular season starts and 29 postseason starts) are the only NFL players with at least 200 regular-season starts and at least 25 postseason starts.

### MOST VALUABLE PLAYERS

#### MOST ASSOCIATED PRESS NFL MVP AWARDS

Peyton Manning 5\*

Brett Favre 3

**Tom Brady 2\* (2007 and 2010)**

Joe Montana 2

Aaron Rodgers 2\*

Johnny Unitas 2

Kurt Warner 2

Steve Young 2

\*Active



### BRADY GOES LONG

Brady owns eight of the nine 4,000-yard passing seasons in Patriots history.

#### PATRIOTS TOP PASSING YARDS/SEASON

YARDS	PLAYER	YEAR
<b>5,235</b>	<b>Tom Brady</b>	<b>2011</b>
<b>4,827</b>	<b>Tom Brady</b>	<b>2012</b>
<b>4,806</b>	<b>Tom Brady</b>	<b>2007</b>
4,555	Drew Bledsoe	1994
<b>4,405</b>	<b>Tom Brady</b>	<b>2015</b>
<b>4,398</b>	<b>Tom Brady</b>	<b>2009</b>
<b>4,343</b>	<b>Tom Brady</b>	<b>2013</b>
<b>4,110</b>	<b>Tom Brady</b>	<b>2005</b>
<b>4,109</b>	<b>Tom Brady</b>	<b>2014</b>
4,086	Drew Bledsoe	1996



### BRADY THROWS FOR SECOND-HIGHEST TOTAL

Tom Brady threw for 466 yards at Buffalo (09/20/15), marking the seventh time in Brady's career that he has eclipsed the 400-yard mark, the second-highest single-game mark of his career and the most ever against Buffalo, eclipsing the 464 yards by George Blanda in 1961.

#### MOST PASSING YARDS IN A GAME IN PATRIOTS HISTORY

Player	Date	Opp	Att	Cmp	Yds	TD	Int
Tom Brady	9/12/11	MIA	48	32	517	4	1
Tom Brady	9/20/15	BUF	59	38	466	3	0
Tom Brady	12/16/12	SF	65	36	443	1	2
Tom Brady	11/03/13	PITT	33	23	432	4	0
Drew Bledsoe	11/13/94	MIN	70	45	426	3	0
Drew Bledsoe	11/23/98	MIA	54	28	423	2	2
Tom Brady	9/18/11	SD	40	31	423	3	0





# TOM BRADY

## NEWS & NOTES

### 50-YARD DOUBLE DOWN

Brady has thrown at least two 50-yard passes in the same game nine times in his career. His career best came in 2009 with three 50-yard strikes in one game.

#### BRADY'S GAMES WITH AT LEAST TWO 50-YARD PASSES

##### **10/9/05 @ Atlanta**

- 55t (3Q) Bethel Johnson
- 51 (1Q) Deion Branch

##### **1/14/06 @ Denver \*AFC Divisional Playoff Round**

- 73 (4Q) Deion Branch
- 51 (2Q) Andre' Davis

##### **12/31/06 @ Tennessee**

- 62t (3Q) Reche Caldwell
- 52 (1Q) Corey Dillon

##### **12/9/07 vs. Pittsburgh**

- 63t (2Q) Randy Moss
- 56t (3Q) Jabar Gaffney >Flea-flicker w/R. Moss

##### **11/15/09 @ Indianapolis**

- 63t (2Q) Randy Moss
- 55 (1Q) Randy Moss

##### **12/06/09 @ Miami**

- 58t (1Q) Randy Moss
- 58 (2Q) Wes Welker
- 81t (3Q) Sam Aiken

##### **11/22/12 @ NY Jets**

- 83t (2Q) Shane Vereen
- 56t (2Q) Julian Edelman

##### **11/03/13 vs. Pittsburgh**

- 57 (2Q) Danny Amendola
- 81t(4Q) Aaron Dobson

##### **11/15/15 at New York Giants**

- 76t (4Q) Rob Gronkowski
- 54(4Q) Brandon LaFell

### PASSING YARD PACE

Tom Brady has 4,405 yards passing through 14 games in 2015. Brady needs to average 297.5 yards in the final two games to reach 5,000 yards.

#### MOST PASSING YARDS IN A SEASON

Player	Yards
Peyton Manning (2013)	5,477
Drew Brees (2011)	5,476
<b>Tom Brady (2011)</b>	<b>5,235</b>
Drew Brees (2012)	5,177
Drew Brees (2013)	5,162
Dan Marino (1984)	5,084
Drew Brees (2008)	5,069
Matthew Stafford (2011)	5,038

### BRADY TD PASS RATE

Tom Brady has 35 touchdown passes through the first 14 games of the season. If Brady reaches at least 40 touchdown passes in 2015, he will join Peyton Manning (55 in 2013 and 49 in 2004), Dan Marino (48 in 1984 and 44 in 1986) and Drew Brees (46 in 2011 and 43 in 2012) as the only players in NFL history to have multiple seasons of 40+ touchdown passes. Brady threw for 50 touchdown passes in 2007.

#### QUARTERBACKS WITH 40 OR MORE TOUCHDOWN PASSES IN A SEASON

Player	Touchdown Passes
Peyton Manning (2013)	55
<b>Tom Brady (2007)</b>	<b>50</b>
Peyton Manning (2004)	49
Dan Marino (1984)	48
Drew Brees (2011)	46
Aaron Rodgers (2011)	45
Dan Marino (1986)	44
Drew Brees (2012)	43
Matthew Stafford (2011)	41
Kurt Warner (1999)	41
Andrew Luck (2014)	40

### THE BRADY SIX

Tom Brady was the seventh quarterback selected in the 2000 NFL Draft

#### QUARTERBACKS TAKEN IN THE 2000 NFL DRAFT

Rd	Pick	Player	Taken By
1	18	Chad Pennington	NY Jets
3	65	Giovanni Carmazzi	San Francisco
3	75	Chris Redman	Baltimore
5	163	Tee Martin	Pittsburgh
6	168	Marc Bulger	New Orleans
6	183	Spergon Wynn	Cleveland
<b>6</b>	<b>199</b>	<b>Tom Brady</b>	<b>New England</b>

### BRADY HANGS 50

Brady and the Patriots knocked off Jacksonville, 51-17, on Sept. 27, 2015, the eighth time that New England scored at least 50 points in a game started by Brady, the most in NFL history. Pro Football Hall of Famer Len Dawson (6) is second. Brady eight 50-point games are more than 20 current teams have in their entire history.

Date	Opponent	Score
10/28/07	vs. Washington	52-7
11/18/07	at Buffalo	56-10
10/18/09	vs. Tennessee	59-0
9/30/12	at Buffalo	52-28
11/18/12	vs. Indianapolis	59-24
11/03/13	vs. Pittsburgh	55-31
10/26/14	vs. Chicago	51-23
9/27/15	vs. Jacksonville	51-17

### SPREADING THE WEALTH

Brady completed passes to 10 different receivers in the win at Buffalo (10/12/14). It was the 10th time in his career he has completed passes to 10 different receivers in a game and the first time since 12/8/13 vs. Cleveland.

### 300 IN A HALF

Brady had his fourth 300-yard half and his third 300-yard second half after throwing for 323 yards in the second half vs. Cleveland on Dec. 8, 2013.

YARDS	GAME	HALF
367	vs. San Francisco (12-16-12)	2nd half
345	vs. Tennessee (10-18-09)	1st half
<b>323</b>	<b>vs. Cleveland (12-08-13)</b>	<b>2nd half</b>
306	at Miami (9-12-11)	2nd half





# TOM BRADY

## PLAYOFF NOTES

### BRADY MOVES UP POSTSEASON LISTS

Tom Brady threw three touchdown passes in the 2014 AFC Divisional Playoff game vs. Baltimore (01/10/15) to move past Joe Montana (45) for the most touchdown passes in the postseason with 46. He added three more touchdowns in the AFC title win and four in the Super Bowl. Brady had a franchise record of 367 yards against the Ravens. He became the all-time postseason passing leader in the AFC title win.

#### NFL ALL-TIME LEADERS: POSTSEASON TOUCHDOWN PASSES

PLAYER	TEAM	TOUCHDOWNS
<b>Tom Brady</b>	<b>New England</b>	<b>53</b>
Joe Montana	San Fran./Kansas City	45
Brett Favre	Green Bay/Minnesota	44
Peyton Manning	Indianapolis/Denver	38
Dan Marino	Miami	32
Kurt Warner	St. Louis/Arizona	31
Terry Bradshaw	Pittsburgh	30

#### NFL ALL-TIME LEADERS: POSTSEASON TD PASSES, SINGLE GAME

PLAYER	TEAM	GAME	TOUCHDOWNS
<b>Tom Brady</b>	<b>NE</b>	<b>AFC-D: NE vs. DEN '11</b>	<b>6</b>
Daryle Lamonica	OAK	AFC-D: OAK vs. HOU '69	6
Steve Young	SF	SB: SF vs. SD '94	6

#### NFL ALL-TIME LEADERS: POSTSEASON PASSING YARDS

PLAYER	TEAM	YARDS
<b>Tom Brady</b>	<b>New England</b>	<b>7,345</b>
Peyton Manning	Indianapolis/Denver	6,800
Brett Favre	Green Bay/Minnesota	5,855
Joe Montana	San Fran./Kansas City	5,772
John Elway	Denver	4,964
Dan Marino	Miami	4,510

#### NFL ALL-TIME LEADERS: POSTSEASON COMPLETIONS

PLAYER	TEAM	COMPLETIONS
<b>Tom Brady</b>	<b>New England</b>	<b>683</b>
Peyton Manning	Indianapolis/Denver	598
Brett Favre	Green Bay/Minnesota	481
Joe Montana	San Fran./Kansas City	460

#### NFL ALL-TIME LEADERS: POSTSEASON COMP. PCT., SINGLE GAME

PLAYER	TEAM	GAME	COMP PCT.
<b>Tom Brady</b>	<b>NE</b>	<b>AFC-D: NE vs. JAX '07</b>	<b>92.9 (26-28)</b>
Phil Simms	NYG	SB: NYG vs. DEN, '86	88.0 (22-25)
Kurt Warner	ARI	NFC-WC: ARI vs. GB '09	87.9 (29-33)

#### MOST 300-YARD GAMES, POSTSEASON HISTORY

PLAYER	TEAM	300-YARD GAMES
Peyton Manning	Indianapolis/Denver	9
<b>Tom Brady</b>	<b>New England</b>	<b>8</b>
Joe Montana	SF/Kansas City	6
Kurt Warner	STL/Arizona	6
Drew Brees	San Diego/New Orleans	6
Dan Fouts	San Diego	5

#### NFL ALL-TIME LEADERS: POSTSEASON TD PASSES, CONSECUTIVE GAMES

PLAYER	TEAM	GAMES
Brett Favre	GB/MIN	20 [1995-2009]
<b>Tom Brady</b>	<b>NE</b>	<b>18 (2001-2011)</b>
Dan Marino	MIA	13 [1983-1995]

### BRADY IN POSTSEASON

With the win in Super Bowl XLIX and another MVP Award, Brady is now tied for most Super Bowl wins as a QB and most Super Bowl MVP awards.

#### NFL ALL-TIME LEADERS/PLAYOFF VICTORIES AS STARTING QUARTERBACK

PLAYER	TEAM(S)	PLAYOFF WINS
<b>Tom Brady</b>	<b>New England</b>	<b>21</b>
Joe Montana	S.F./K.C.	16
Terry Bradshaw	Pittsburgh	14
John Elway	Denver	14
Brett Favre	GB/MIN	13

#### QB's WITH 3 OR MORE SUPER BOWL VICTORIES

PLAYER	TEAM	WINS
<b>Tom Brady</b>	<b>NE</b>	<b>4</b>
Terry Bradshaw	PIT	4
Joe Montana	SF	4
Troy Aikman	DAL	3

#### PLAYERS WITH MULTIPLE SUPER BOWL MVP AWARDS

PLAYER	TEAM	MVPS
<b>Tom Brady</b>	<b>NE</b>	<b>3</b>
Joe Montana	SF	3
Terry Bradshaw	PIT	2
Bart Starr	GB	2
Eli Manning	NYG	2

### BRADY HAS MOST PLAYOFF WINS

Tom Brady is the winningest quarterback in NFL playoff history among signal callers who have made at least 10 starts.

#### MOST PLAYOFF WINS BY STARTING QB IN NFL HISTORY

PLAYER	TEAM	PLAYOFF WINS
<b>Tom Brady</b>	<b>New England</b>	<b>21</b>
Joe Montana	San Fran./K.C.	16
Terry Bradshaw	Pittsburgh	14
John Elway	Denver	14
Brett Favre	Green Bay	13
Troy Aikman	Dallas	11
Roger Staubach	Dallas	11
Peyton Manning	Indianapolis/Denver	11

#### HIGHEST PLAYOFF WIN PCT. BY STARTING QB IN NFL HISTORY (Minimum 10 Starts)

PLAYER	TEAM	W	L	PCT
Bart Starr	Green Bay	9	1	.900
Jim Plunkett	Oak./L.A. Raiders	8	2	.800
Terry Bradshaw	Pittsburgh	14	5	.737
Troy Aikman	Dallas	11	4	.733
Eli Manning	NY Giants	8	3	.727
<b>Tom Brady</b>	<b>New England</b>	<b>21</b>	<b>8</b>	<b>.724</b>
Joe Montana	San Fran./K.C.	16	7	.696
Kurt Warner	St. Louis/Arizona	9	4	.692
John Elway	Denver	14	7	.667
Ben Roethlisberger	Pittsburgh	10	5	.667
Joe Flacco	Baltimore	10	5	.667

#### MOST PLAYOFF STARTS BY A QUARTERBACK

PLAYER	TEAM	STARTS
<b>Tom Brady</b>	<b>New England</b>	<b>29</b>
Peyton Manning	Indianapolis/Denver	24
Brett Favre	Green Bay/Minnesota	24
Joe Montana	San Fran./Kansas City	23
John Elway	Denver	21

### BRADY IN THE SUPER BOWL

Brady is the all-time leader in Super Bowl passing yards (1,605) and with his four touchdowns in Super Bowl XLIX, he increased his Super Bowl touchdown total to 13, to move past Joe Montana (11) for the most touchdown passes in Super Bowl history. Brady's six Super Bowl starts are the most among all quarterbacks in NFL history.

#### SUPER BOWL PASSING YARDS

PLAYER	ATT	COMP	YARDS
<b>Tom Brady</b>	<b>247</b>	<b>164</b>	<b>1,605</b>
Kurt Warner	132	83	1,156
Joe Montana	122	83	1,142
John Elway	152	76	1,128
Terry Bradshaw	84	49	932

#### SUPER BOWL PASSING TOUCHDOWNS

PLAYER	APPEARANCES	TDS
<b>Tom Brady</b>	<b>6</b>	<b>13</b>
Joe Montana	4	11
Terry Bradshaw	4	9
Roger Staubach	4	8
Kurt Warner	3	6

#### SUPER BOWL STARTS BY A QUARTERBACK

STARTING QB	TEAM	#	APPEARANCES
<b>Tom Brady</b>	<b>NE</b>	<b>6</b>	<b>XXXVI, XXXVIII, XXXIX, XLII, XLVI, XLIX</b>
John Elway	DEN	5	XXI, XXII, XXIV, XXXII, XXXIII
Terry Bradshaw	PIT	4	IX, X, XIII, XIV
Jim Kelly	BUF	4	XXV, XXVI, XXVII, XXVIII
Joe Montana	SF	4	XVI, XIX, XXIII, XXIV
Roger Staubach	DAL	4	VI, X, XII, XIII

### POSTSEASON GP RECORD APPROACHING

Super Bowl XLIX was Tom Brady's 29th NFL postseason game, matching Jerry Rice for the second-most postseason games. He needs to play in one more postseason game to tie Adam Vinatieri for the all-time lead with 30 postseason games.





# PATRIOTS OFFENSIVE NOTES

## WR DANNY AMENDOLA

### WEARING TROY BROWN'S #80 JERSEY

When Danny Amendola joined the Patriots in the 2013 offseason, he was assigned jersey #80, the same number worn by Patriots' Hall of Famer Troy Brown, who finished his career as the team's all-time leading receiver and is punt returner.

Said Amendola on wearing Brown's jersey #80: "I talked to [Troy Brown] a little bit before I came here. I told him he's one of the greatest ever, and it's an honor to wear No. 80. I'm going to try to represent it the best I can."

### AMENDOLA GOES OVER 100 YARDS

WR Danny Amendola had his seventh 100-yard day and his fifth with the Patriots after finishing with 9 receptions for 117 yards vs. Buffalo (11/23/15). It was his second of 2015 (105 at Indianapolis 10-18-15). He had three 100-yard days in 2013 during his first season with the Patriots.

## RB BRANDON BOLDEN

### BETTER THAN AVERAGE

RB Brandon Bolden's 8.6-yard average at Buffalo (9/30/12) is tied for the third highest ever in a single game for the Patriots among running backs with at least 15 rushing attempts. Bolden earned the FedEx Ground Player of the Week for his performance.

#### HIGHEST RUSHING AVERAGE/SINGLE GAME (MIN. 15 RUSHING ATTEMPTS)

Player	Average
Curtis Martin	9.6 (17-164 vs. Washington, Oct. 13, 1996)
Tony Collins	9.2 (23-212 vs. N.Y. Jets, Sept. 18, 1983)
Sammy Morris	8.6 (16-138 vs. Denver, Oct. 20, 2008)
Jim Nance	8.6 (17-146 at Houston, Dec. 11, 1966)
<b>Brandon Bolden</b>	<b>8.6 (16-137 at Buffalo, Sept. 30, 2012)</b>
Stevan Ridley	8.5 (15-127 at St. Louis, Oct. 28, 2012)

### FOOTBALL FAMILY TRADITION

Bolden's grandfather, Frank Pitts, played 10 years in the NFL (1965-74) as a receiver for Kansas City, Cleveland and Oakland. He was with Kansas City for two Super Bowls, losing Super Bowl I and winning Super Bowl IV. Said Bolden about his grandfather, "I remember being six years old, him popping in a high-light film of Super Bowl I and IV. I've seen that tape at least 500 times."

### BOLDEN BLOCK PARTY

Brandon Bolden blocked his first NFL punt in the second quarter at San Diego (12/7/14) to give the Patriots a first down at the Chargers 25-yard line. It was the Patriots first blocked punt since Patrick Chung blocked a punt at Miami on Oct. 4, 2010.

## OL MARCUS CANNON

### OVERCOMING ADVERSITY

On April 20, 2011, just days before Texas Christian offensive line prospect Marcus Cannon was to enter the NFL Draft, he was diagnosed with non-Hodgkin's lymphoma, a treatable form of cancer found in lymph tissue. A little more than one week later, the Patriots selected Cannon in the fifth round (138th overall) of the draft with the knowledge of his illness. The Patriots placed Cannon on the Reserve/Non Football Injury list to start the 2011 season while he received treatment and recovered. Cannon was activated to the 53-man roster later that year and is now in his fifth season with the team. Cannon made a full recovery and was named the Patriots 2011 Ed Block Courage Award winner - an annual award presented to select players in the National Football League who are voted by their teammates as role models of inspiration, sportsmanship and courage.

## WR JULIAN EDELMAN

### EDELMAN VERY RECEPTIVE

Julian Edelman has 258 receptions over the last three seasons (2013-15), the fourth most in the NFL over that time frame.

Player	Receptions
Antonio Brown (PIT)	355
Demaryius Thomas (DEN)	296
Julio Jones (ATL)	263
<b>Julian Edelman (NE)</b>	<b>258</b>



### RECORD RETURNER

WR Julian Edelman set a franchise record with his fourth career punt return for a touchdown when he returned a punt 84 yards for a touchdown vs. Denver on Nov. 2, 2014. He set a franchise record with a 94-yard punt return for a touchdown vs. Miami (1/2/11). The previous longest punt return was an 89-yard touchdown return by Mike Haynes vs. Buffalo (11/7/76). Edelman also returned punts for touchdowns vs. Kansas City (11/21/11 - 72 yards) and vs. Indianapolis (11/18/12 - 68 yards). Edelman is now tied for third-most punt return touchdowns in the NFL since 2010.

#### Most Punt Return Touchdowns/Patriots Career

- 4 Julian Edelman**
- 3 Troy Brown
- 3 Irving Fryar
- 2 Mike Haynes

#### MOST PUNT RETURN TOUCHDOWNS IN THE NFL SINCE 2010

Devin Hester	CHI/ATL	7
Darren Sproles	SD/NO/PHI	5
<b>Julian Edelman</b>	<b>NE</b>	<b>4</b>
Patrick Peterson	ARZ	4
Antonio Brown	PIT	4
Tavon Austin	STL	3
Ted Ginn, Jr.	SF/CAR/ARZ	3
Dexter McCluster	TEN	3
Leodis McKelvin	BUF	3
Micah Hyde	GB	3
Travis Benjamin	CLE	3
Marcus Sherels	MIN	3
Dwayne Harris	NYG	3





# PATRIOTS OFFENSIVE NOTES

## ANOTHER TEAM RECORD

Edelman had a 47-yard run in the fourth quarter vs. Indianapolis (11/18/12). It is the longest run ever by a Patriots receiver, topping Troy Brown's 35-yard run vs. Tampa Bay on (9/3/00).

## NOT YOUR AVERAGE RETURNER

Edelman has returned 142 punts for 1,697 yards during his career and is tied for first in team history and seventh in NFL history with a 12.0 average.

### HIGHEST PUNT RETURN AVERAGE, PATRIOTS CAREER (20 Returns)

Player	Punt Rt. Avg.	Year
<b>Julian Edelman</b>	<b>12.0</b>	<b>2009-15 (142-1,697)</b>
Mack Herron	12.0	1973-75 (74-888)
Carl Garrett	11.3	1969-72 (43-487)
Wes Welker	10.4	2007-12 (114-1,185)

### HIGHEST PUNT RETURN AVERAGE IN THE NFL (75 Returns)

Player	Punt Rt. Avg.	Year
George McAfee (Chicago)	12.8 (112-1,431)	(1940-41, 1945-1950)
Jack Christiansen (Detroit)	12.8 (85-1,084)	(1951-58)
Claude Gibson (SD/OAK)	12.6 (110-1,381)	(1961-65)
Bill Dudley (PITT/DEN/WAS)	12.2 (124-1,515)	(1942-53)
Rick Upchurch (DEN)	12.1 (248-3,008)	(1975-83)
Devin Hester (Chicago/Atlanta)	12.1 (290-3,515)	(2006-present)
<b>Julian Edelman (NE)</b>	<b>12.0 (142-1,697)</b>	<b>(2009-present)</b>
Desmond Howard (WAS/JAC/GB/OAK/DET)	11.9 (244-2,895)	(1992-2002)
Billy Johnson (HOU/ATL/WAS)	11.8 (282-3,317)	(1974-88)

## FROM STANDOUT QB TO WR

Edelman began his college football career with a year at the College of San Mateo (Calif.) before transferring to Kent State where as a senior he completed 56 percent of his passes (153 of 275 passes for 1,820 yards) with 13 touchdowns. He was also the leading rusher, gaining 1,551 yards on 215 attempts (an average of 7.5 yards per carry) and scoring 13 touchdowns. His offensive numbers broke Kent State's single-season record for total offense set by Joshua Cribbs in 2003. Said head coach Bill Belichick on the versatility of Edelman: "He played the quarterback position in college at Kent State and all the positions really that he's played in the NFL – covering kicks, returning kicks, slot receiver, outside receiver, slot defender – he didn't do any of those things in college. I think that really speaks to his versatility and how much he's grown as a player and how many things he's learned how to do that he really didn't have much experience with in college. I'd say that's pretty unusual, especially to be as competent in them as he is."

## EDELMAN'S BIG RETURN

Julian Edelman had an 84-yard punt return for a touchdown in the second quarter vs. Denver on Nov. 2, 2014. It was Edelman's 13th career punt return of 30 yards or more.

### MOST 30-YARD PUNT RETURNS IN PATRIOTS HISTORY

Player	30-yard returns
Troy Brown	14
<b>Julian Edelman</b>	<b>13</b>
Irving Fryar	13
Mike Haynes	13

## EDELMAN HITS THE CENTURY MARK

Edelman finished the 2013 season fourth in the NFL with 105 receptions to join Wes Welker (2007-09, 11-12) and Troy Brown (2001) as the only Patriots to reach 100 receptions in a season. Edelman finished eighth in the NFL in 2014 with 92 receptions despite missing the final two games. He joins Troy Brown and Wes Welker as the only Patriots with consecutive 90-catch seasons. Edelman has 61 receptions so far in 2015.

### PATRIOTS PLAYERS WITH 100 RECEPTIONS

Player	Receptions	Season
Wes Welker	123	2009
Wes Welker	122	2011
Wes Welker	118	2012
Wes Welker	112	2007
Wes Welker	111	2008
<b>Julian Edelman</b>	<b>105</b>	<b>2013</b>
Troy Brown	101	2001

## BEST PUNT RETURN AVERAGE IN A SEASON

Edelman has the two best punt return averages in a single season in New England history. In 2010, Edelman led the AFC and finished second in the NFL with a 15.3 punt return average. Chicago's Devin Hester led the NFL with a 17.1-yard average.

### PATRIOTS BEST PUNT RETURN AVERAGE/SEASON (MIN. 15 RETURNS)

PLAYER	PR AVG.	YEAR
<b>Julian Edelman</b>	<b>15.5</b>	<b>2012</b>
<b>Julian Edelman</b>	<b>15.3</b>	<b>2010</b>
Mack Herron	14.8	1974
Troy Brown	14.2	2001

## EDELMAN TAKES HIS FATHER'S ADVICE

If there is one thing Julian Edelman has never lacked, it's athletic ability. A dual-threat quarterback at Kent State and former baseball standout in high school, Edelman once wowed Toronto Blue Jays players with his impressive footwork while fielding ground balls in an appearance at batting practice in 2011.

This natural ability may have been overlooked by NFL scouts, who let him fall to the Patriots in the seventh round of the 2009 NFL Draft. Edelman remains focused on the lessons his father, Frank Edelman, taught him at a young age. "I'm still constantly trying to learn," Edelman told *The Boston Herald*. "My dad always put it in my head, when you're green, you're growing, when you're ripe, you're lost. When you're done learning, you're done."





# PATRIOTS OFFENSIVE NOTES

## RETURNS PILING UP

Julian Edelman is tied for third place in team history with 142 punt returns.

### MOST PUNT RETURNS IN PATRIOTS HISTORY

Player	Punt Returns
1. Troy Brown	252
2. Irving Fryar	206
3t. David Meggett	142
<b>3t. Julian Edelman</b>	<b>142</b>
5. Wes Welker	114
6. Mike Haynes	111

Edelman is in third place in team history with 1,697 punt return yards.

### MOST PUNT RETURN YARDS IN PATRIOTS HISTORY

Player	Punt Return Yards
1. Troy Brown	2,625
2. Irving Fryar	2,055
<b>3. Julian Edelman</b>	<b>1,697</b>
3. David Meggett	1,438
5. Wes Welker	1,185

## EDELMAN ECLIPSES 1,000-YARDS

Edelman finished the 2013 season with 1,056 receiving yards to become the 10th Patriots player to register a 1,000-yard season. He finished the 2014 season with 972 yards despite missing the final two games.

### 1,000-YARD RECEIVING SEASONS IN PATRIOTS HISTORY

Player	Yards	Season
Wes Welker	1,569	2011
Randy Moss	1,493	2007
Stanley Morgan	1,491	1986
Wes Welker	1,354	2012
Wes Welker	1,348	2009
Rob Gronkowski	1,327	2011
Randy Moss	1,264	2009
Troy Brown	1,199	2001
Wes Welker	1,175	2007
Ben Coates	1,174	1994
Wes Welker	1,165	2008
Terry Glenn	1,147	1999
Terry Glenn	1,132	1996
Rob Gronkowski	1,124	2014
<b>Julian Edelman</b>	<b>1,056</b>	<b>2013</b>
Stanley Morgan	1,029	1981
Irving Fryar	1,014	1991
Harold Jackson	1,013	1979
Randy Moss	1,008	2008
Stanley Morgan	1,002	1979



## EDELMAN GOES LONG

WR Julian Edelman set a career-high with a 69-yard touchdown in the fourth quarter at San Diego (12/7/14). His previous best was a 56-yard touchdown at the New York Jets on Nov. 22, 2012. Edelman's 69-yard touchdown was the longest of the season for the Patriots in 2014.

## EDELMAN SET CAREER-HIGH

Edelman finished with eight receptions for a career-high 141 yards at San Diego (12/7/14). He has seven career 100-yard games in the regular season..



## GAROPPOLO FIRSTS

Jimmy Garoppolo saw his first game action at Kansas City (9/29/14) and engineered a 7-play, 81-yard drive that included a 37-yard pass to WR Brandon LaFell before he culminated the drive with a 13-yard touchdown pass to TE Rob Gronkowski.






# PATRIOTS OFFENSIVE NOTES

## TE ROB GRONKOWSKI

### RECEIVING YARDS RECORD



Rob Gronkowski finished the 2011 season with 1,327 receiving yards, surpassing San Diego's Kellen Winslow's 1980 record of 1,290 receiving yards for most receiving yards in a season by a tight end. Gronkowski has 1,072 receiving yards and 11 touchdowns so far in 2015, reaching 1,000 yards for the third time and 10 touchdowns for the fifth time.

#### MOST RECEIVING YARDS BY TIGHT END IN THE NFL

Player	Yards	Year
<b>Rob Gronkowski</b>	<b>1,327</b>	<b>2011</b>
Jimmy Graham (NO)	1,310	2011
Kellen Winslow (SD)	1,290	1980
Tony Gonzalez (KC)	1,258	2004
Todd Christensen (Raiders)	1,247	1983
Jimmy Graham (NO)	1,215	2013
Jackie Smith (STL)	1,205	1967
Tony Gonzalez (KC)	1,203	2000
Pete Retzlaff (PHI)	1,190	1965
Ben Coates (NE)	1,174	1994

#### MOST RECEIVING YARDS BY A PATRIOTS TIGHT END

Player	Yards	Year
<b>Rob Gronkowski</b>	<b>1,327</b>	<b>2011</b>
Ben Coates	1,174	1994
<b>Rob Gronkowski</b>	<b>1,124</b>	<b>2014</b>
<b>Rob Gronkowski</b>	<b>1,072</b>	<b>2015</b>
Ben Coates	915	1995
Aaron Hernandez	910	2011
Marv Cook	808	1991
Don Hasselbeck	808	1981

#### MOST RECEPTIONS BY A PATRIOTS TIGHT END

Player	Rec.	Year
Ben Coates	96	1994
<b>Rob Gronkowski</b>	<b>90</b>	<b>2011</b>
Ben Coates	84	199
<b>Rob Gronkowski</b>	<b>82</b>	<b>2014</b>
Marv Cook	82	1991

### GRONKOWSKI JOINS ELITE TE CLUB

Rob Gronkowski eclipsed 1,000 yards receiving and 10+ touchdowns for the third time in his career in 2015 and is the only tight end in NFL history with three 1,000-yard and double-digit TD seasons.

#### TIGHT ENDS WITH TWO 1,000-YARD RECEIVING AT 10+TD SEASONS

Player, Team	Season	Rec. Yards	Touchdowns
<b>Rob Gronkowski, NE</b>	<b>2011</b>	<b>1,327</b>	<b>17</b>
Jimmy Graham, NO	2011	1,310	11
Jimmy Graham, NO	2013	1,215	16
<b>Rob Gronkowski, NE</b>	<b>2014</b>	<b>1,124</b>	<b>12</b>
<b>Rob Gronkowski, NE</b>	<b>2015</b>	<b>1,072</b>	<b>11</b>

### FIRST TE WITH FIVE 10-PLUS TD SEASONS

Gronkowski is the first tight end in NFL history with five seasons of 10 or more touchdowns after reaching 11 touchdowns in 2015.

#### NFL TIGHT ENDS WITH MOST 10-PLUS TOUCHDOWN SEASONS

<b>Rob Gronkowski</b>	<b>5</b>	<b>10-2010, 18-2011, 11-2012, 12-2014, 11-2015</b>
Antonio Gates	4	
Tony Gonzalez	3	
Jimmy Graham	3	
Dallas Clark	2	
Vernon Davis	2	
Shannon Sharp	2	
Wesley Walls	2	
Julius Thomas	2	

#### MOST 10-PLUS TOUCHDOWN SEASONS / PATRIOTS HISTORY

<b>5 Rob Gronkowski</b>	<b>2010-12, 2014-15</b>
3 Randy Moss	2007-09
3 Corey Dillon	2004-06
2 BenJarvus Green-Ellis	2010-11
2 Curtis Martin	1995-96
2 Stanley Morgan	1979, 1986

### GRONKOWSKI REACHES 1,000 YARDS

Rob Gronkowski [1,072] reached 1,000 yards in 2015 for the third time in his career. he is one of six NFL tight ends with at least three 1,000-yard seasons.

#### NFL TIGHT ENDS WITH AT LEAST TWO 1,000-YARD SEASONS

Tony Gonzalez	4
Jason Witten	4
<b>Rob Gronkowski</b>	<b>3</b>
Kellen Winslow, Sr.	3
Shannon Sharpe	3
Todd Christensen	3
Antonio Gates	2
Jimmy Graham	2
Ozzie Newsome	2

### TIGHT END TD RECORD I

Gronkowski set an NFL record for most touchdowns by a tight end with 18 overall touchdowns in 2011 (17 receiving and 1 rushing). In addition to his 17 touchdown receptions, Gronkowski scored on a lateral in the third quarter vs. Indianapolis (12/4/11), credited as his first career rushing play.

#### MOST TOTAL TDs BY A TIGHT END IN A SINGLE NFL SEASON

<b>18</b>	<b>Rob Gronkowski</b>	<b>NE</b>	<b>2011</b>	<b>(17 pass, 1 rush)</b>
16	Jimmy Graham	NO	2013	(16 pass)
13	Vernon Davis	SF	2013	(13 pass)
13	Vernon Davis	SF	2009	(13 pass)
13	Antonio Gates	SD	2004	(13 pass)

#### MOST TD RECEPTIONS BY A TIGHT END IN A SINGLE NFL SEASON

<b>17</b>	<b>Rob Gronkowski</b>	<b>NE</b>	<b>2011</b>
16	Jimmy Graham	NO	2013
13	Vernon Davis	SF	2013
13	Vernon Davis	SF	2009
13	Antonio Gates	SD	2004

## TE TD CLUB

Gronkowski now has 65 career touchdown receptions, third all-time by a tight end.

#### MOST TOUCHDOWN RECEPTIONS BY AN NFL TIGHT END

Player	Total Career TDs
Tony Gonzalez	111
Antonio Gates	103
<b>Rob Gronkowski</b>	<b>65</b>
Shannon Sharpe	62
Jerry Smith	60
Jason Witten	59
Vernon Davis	55





# PATRIOTS OFFENSIVE NOTES

## FIRST TIGHT END TO SCORE A RUSH TD

Gronkowski scored a 2-yard touchdown on a lateral from Tom Brady in the third quarter vs. Indianapolis (12/4/11), becoming the first tight end in Patriots history to score a rushing touchdown. Gronkowski is the first NFL tight end to score a rushing touchdown since Tennessee's Bo Scaife had a 31-yard scoring run against Baltimore on Nov. 12, 2006. He is the first tight end since the 1970 merger to have two receiving touchdowns and a rushing touchdown in the same game.

## SPECIAL CONNECTION

Rob Gronkowski and Tom Brady have connected on 64 touchdown passes, the most TD connections in Patriots history.

### THE MOST TD CONNECTIONS IN PATRIOTS HISTORY

Quarterback	Player	TD Connections
<b>Tom Brady</b>	<b>Rob Gronkowski</b>	<b>64</b>
Drew Bledsoe	Ben Coates	45
Tom Brady	Randy Moss	39
Steve Grogan	Stanley Morgan	39



## DIVIDE AND GRONK-ER

Rob Gronkowski has 66 career touchdowns overall (65 receiving, 1 rushing), which ranks second in team history to the 68 total touchdowns by Stanley Morgan. He stands alone with the most TDs by a Patriots tight end.

### MOST CAREER TOUCHDOWNS BY A PATRIOTS PLAYER

Player	Touchdowns
1. Stanley Morgan	68 (67 rec, 1 ret)
<b>2. Rob Gronkowski</b>	<b>66 (65, rec, 1 rush)</b>
3. Ben Coates	50
4. Randy Moss	50
5. Sam Cunningham	49
6. Jim Nance	46
7. Tony Collins	44

### MOST TOUCHDOWN RECEPTIONS BY A PATRIOTS PLAYER

Player	Touchdowns
1. Stanley Morgan	67
<b>2. Rob Gronkowski</b>	<b>65</b>
2. Ben Coates	50
2. Randy Moss	50

### MOST RECEIVING TOUCHDOWNS BY A PATRIOTS TIGHT END

Player	TD	Years
<b>Rob Gronkowski</b>	<b>65</b>	<b>2010-Present</b>
Ben Coates	50	1991-99
Russ Francis	28	1975-80, 87-88
Ben Watson	20	2004-09

## BRADY TO GRONK ON REPEAT

### THE MOST TD CONNECTIONS BETWEEN A QB AND A TE IN NFL HISTORY

Quarterback	Tight End	Team	TD Connections
Philip Rivers	Antonio Gates	San Diego	76
<b>Tom Brady</b>	<b>Rob Gronkowski</b>	<b>New England</b>	<b>64</b>
Drew Brees	Jimmy Graham	New Orleans	51
Drew Bledsoe	Ben Coates	New England	45
Peyton Manning	Dallas Clark	Indianapolis	44
Sonny Jurgensen	Jerry Smith	Washington	43
Dan Fouts	Kellen Winslow	San Diego	41
John Elway	Shannon Sharpe	Denver	41

### BRADY TO GRONK - 9TH PLACE ALL-TIME

Quarterback	Receiver	Touchdown Connections
Peyton Manning	Marvin Harrison	112
Steve Young	Jerry Rice	85
Dan Marino	Mark Clayton	79
Philip Rivers	Antonio Gates	76
Drew Brees	Marques Colston	72
Peyton Manning	Reggie Wayne	67
Jim Kelly	Andre Reed	65
<b>Tom Brady</b>	<b>Rob Gronkowski</b>	<b>64</b>
Johnny Unitas	Raymond Berry	63
Brett Favre	Antonio Freeman	57

## GRONK REACHES 5,000 YARDS

Gronkowski (5,451) became the seventh Patriots player to reach 5,000 yards. He reached 5,000 yards in his 72nd NFL game to become the second fastest tight end to reach 5,000 yards. Kellen Winslow reached 5,000 yards in his 69th NFL game.

## GRONKOWSKI NEARS TEAM RECORD

Gronkowski has 5,451 receiving yards and needs 21 yards to move past Ben Coates (5,471) for the most receiving yards by a tight end in Patriots history.





# PATRIOTS OFFENSIVE NOTES

## 300 RECEPTIONS FOR GRONK

TE Rob Gronkowski (374) is one of 10 Patriots players to reach 300 career receptions and is currently sixth on the Patriots reception list. Kevin Faulk is fifth with 431 receptions.

## THREE STRAIGHT 10-TD SEASONS

Gronkowski had three straight 10-touchdown seasons (10 in 2010, 18 in 2011 and 11 in 2012). Gronkowski joins Randy Moss (2007, 2008 and 2009) and Corey Dillon (2004, 2005, 2006) as the only Patriots with three straight 10-plus touchdown seasons. He is the first Patriots with five 10-plus touchdown seasons overall after reaching 11 touchdowns in 2015.

### CONSECUTIVE 10-PLUS TD SEASONS / PATRIOTS HISTORY

#### 3 Rob Gronkowski - 2010, 2011, 2012

3 Randy Moss - 2007, 2008, 2009

3 Corey Dillon - 2004, 2005, 2006

2 BenJarvus Green-Ellis - 2010, 2011

2 Curtis Martin - 1995, 1996

### MOST 10-PLUS TOUCHDOWN SEASONS / PATRIOTS HISTORY

#### 5 Rob Gronkowski - 2010, 2011, 2012, 2014 and 2015

3 Randy Moss - 2007, 2008, 2009

3 Corey Dillon - 2004, 2005, 2006

2 BenJarvus Green-Ellis - 2010, 2011

2 Curtis Martin - 1995, 1996

2 Stanley Morgan - 1979, 1986

## DOUBLE-DIGIT TD SEASONS

Gronkowski is the first tight end in NFL history to have three straight 10-plus touchdown seasons.

### CONSECUTIVE 10-PLUS TD SEASON BY A TE/NFL HISTORY

#### 3 Rob Gronkowski 10 in 2010, 18 in 2011, 11 in 2012

2 Antonio Gates 13 in 2004 and 10 in 2005

## 60 TD CLUB

Rob Gronkowski became the fifth NFL tight end with 60 career touchdowns (65 receiving and 1 rushing) when he scored on a 25-yard reception in the third quarter at Indianapolis (10/18/15). He reached the feat in just 70 games, the fastest among all tight ends that have 60 career touchdowns.

### NFL TIGHT ENDS WITH AT LEAST 60 TOUCHDOWNS

Player	Total Career TDs	Games to 60 TDs
Tony Gonzalez	111	154
Antonio Gates	103	110
<b>Rob Gronkowski</b>	<b>66</b>	<b>70</b>
Shannon Sharpe	62	199
Jerry Smith	60	151

## GRONKOWSKI IS STREAKING

Gronkowski has caught at least one pass in all 78 regular-season games that he has played in his career. The only game that Gronkowski has played in at the NFL level where he did not have at least one reception was the 2012 AFC Divisional Playoff game vs. Houston when he left the game in the first quarter with an injury.

### LONGEST CURRENT STREAKS OF CONSECUTIVE GAMES WITH A RECEPTION BY TIGHT ENDS

117 Jason Witten (Dallas)

**78 Rob Gronkowski (New England)**

## GRONK THIRD FASTEST 60 TD REC.

Rob Gronkowski became the third fastest player in NFL history to total at least 60 receiving touchdowns, reaching the milestone in his 71st career regular season game. Gronkowski is the fastest tight end to reach the milestone.

### PLAYERS TO REACH 60 CAREER TOUCHDOWN CATCHES IN THE FEWEST GAMES

Player	Team	Fewest Games to 60 Rec.TDs
Lance Alworth	San Diego	64
Jerry Rice	San Francisco	69
<b>Rob Gronkowski</b>	<b>Patriots</b>	<b>71</b>
Tommy McDonald	Philadelphia	75
Bob Hayes	Dallas	78
Randy Moss	Minnesota	78

## GRONK NETS 20TH 100-YD GAME

Gronkowski matched his personal best with his fifth 100-yard game this season. He also had five in 2011. The Patriots record for most 100-yard games in a season is nine by Randy Moss (2007) and Stanley Morgan (1986). The NFL record for most 100-yard games in a season by a tight end is six by Tony Gonzalez (2004 and 2000) and Jimmy Graham (2013).

### MOST 100-YARD RECEIVING GAMES IN PATRIOTS HISTORY

Stanley Morgan	38
Wes Welker	28
<b>Rob Gronkowski</b>	<b>20</b>
Randy Moss	18

### MOST 100-YARD GAMES BY A PATRIOTS TIGHT END

Player	100-Yard Games
<b>Rob Gronkowski</b>	<b>20</b>
Ben Coates	9

### MOST 100-YARD GAMES BY A TIGHT END IN NFL HISTORY

Player	100-Yard Games
Tony Gonzalez	31
Kellen Winslow	24
Jackie Smith	22
Antonio Gates	21
<b>Rob Gronkowski</b>	<b>20</b>
Jason Witten	20
Shannon Sharpe	19

## GRONK GOES OVER 100 AGAIN

Rob Gronkowski has a career-high tying five 100-yard receiving games this season. He also had five in 2011. The NFL record for most 100-yard games in a season by a tight end is six by Tony Gonzalez (2004 and 2000) and Jimmy Graham (2013). The Patriots record for most 100-yard games in a season is nine by Randy Moss (2007) and Stanley Morgan (1986).

### MOST 100-YARD RECEIVING GAMES IN A SINGLE SEASON BY A TE

Player	Season	100-Yard Games
Tony Gonzalez	2004	6
Tony Gonzalez	2000	6
Jimmy Graham	2013	6
<b>Rob Gronkowski</b>	<b>2015</b>	<b>5</b>
<b>Rob Gronkowski</b>	<b>2011</b>	<b>5</b>

## MOST TD CATCHES BY A PATS TE

### MOST TD CATCHES IN A SEASON BY A PATRIOTS TE

Player	Year	Rec	Yds	Avg	Lg	TD
<b>Rob Gronkowski</b>	<b>2011</b>	<b>90</b>	<b>1327</b>	<b>14.7</b>	<b>52t</b>	<b>17</b>
<b>Rob Gronkowski</b>	<b>2014</b>	<b>82</b>	<b>1,124</b>	<b>13.7</b>	<b>46t</b>	<b>12</b>
<b>Rob Gronkowski</b>	<b>2012</b>	<b>55</b>	<b>790</b>	<b>14.4</b>	<b>41</b>	<b>11</b>
<b>Rob Gronkowski</b>	<b>2010</b>	<b>42</b>	<b>546</b>	<b>13</b>	<b>28</b>	<b>10</b>
<b>Rob Gronkowski</b>	<b>2015</b>	<b>66</b>	<b>1,072</b>	<b>16.2</b>	<b>76T</b>	<b>11</b>
Ben Coates	1996	62	682	11	84t	9

Gronkowski finished the 2011 season with 90 receptions, posting the 15th season with 90 or more receptions by a tight end in NFL history





# PATRIOTS OFFENSIVE NOTES

## SECOND TO ONE

Gronkowski finished the 2011 season with 18 overall touchdowns (17 receiving, 1 rushing), passing Curtis Martin (17 overall in 1996) for the second highest single-season total in Patriots history.

### PATRIOTS RECORD BOOK / MOST TOUCHDOWNS IN A SEASON

Player	Season	TDs
Randy Moss	2007	23
<b>Rob Gronkowski</b>	<b>2011</b>	<b>18</b>
Curtis Martin	1996	17

## FINDING A WAY TO SCORE

Rob Gronkowski has the highest touchdown per reception percentage in NFL history among players with at least 200 receptions and 50 touchdowns since the 1970 merger.

Player, Team	Rec	TD	Pct.
<b>Rob Gronkowski, New England</b>	<b>374</b>	<b>65</b>	<b>17.4</b>
Mike Quick, Philadelphia	363	61	16.8
Wesley Walker, New York Jets	438	71	16.2
Randy Moss, MIN, OAK, NE, TEN, SF	982	156	15.9

## SCORING EARLY AND OFTEN

Gronkowski has 66 touchdowns in 78 career games through five seasons, averaging 0.846 touchdowns per game, which is good for the seventh highest touchdown per game rate in NFL history.

### MOST TDS PER GAME (MIN: 50 GAMES)

Player	TDs	Games	Rate
Jim Brown	126	118	1.068
LaDainian Tomlinson	162	170	0.953
Steve Van Buren	77	83	0.928
Shaun Alexander	112	123	0.911
Don Hutson	105	116	0.905
Arian Foster	68	76	0.895
<b>Rob Gronkowski</b>	<b>66</b>	<b>78</b>	<b>0.846</b>
Adrian Peterson	100	118	0.847

## ALL-PURPOSE PLAYER

In 2011, Gronkowski became the second tight end in NFL history to rush for a touchdown, catch a touchdown, record a tackle and return a kickoff in the same season. Bo Scaife was the first to accomplish the feat in 2006 with Tennessee.

## MOST TDS SINCE 2010

Gronkowski's 65 touchdown receptions since the start of the 2010 season are the most in the NFL. His 66 overall touchdowns during that time are also the most, in front of with Arian Foster (65) and Marshawn Lynch (65).

### MOST TOUCHDOWN RECEPTIONS SINCE 2010

Player	Touchdowns
<b>Rob Gronkowski</b>	<b>65</b>
Calvin Johnson	60
Dez Bryant	59
Jimmy Graham	53

### MOST TOUCHDOWNS RECEPTIONS BY A TIGHT END SINCE 2010

Player	Touchdowns
<b>Rob Gronkowski</b>	<b>65</b>
Jimmy Graham	53
Antonio Gates	44
Greg Olsen	34
Vernon Davis	33
Jason Witten	32
Tony Gonzalez	29
Julius Thomas	29

## END ZONE DOUBLE DOWN

Gronkowski's seven games with two or more touchdowns in 2011 are an NFL record for a tight end. Antonio Gates (San Diego in 2004) and Jerry Smith (Washington in 1967) each had four two-touchdown games. Gronkowski has 14 such games in his NFL career.

### MOST GAMES WITH 2+ TD RECEPTIONS/SEASON

8	Randy Moss (Patriots)	2007
<b>7</b>	<b>Rob Gronkowski (Patriots)</b>	<b>2011</b>
7	Cris Carter (Minnesota)	1995
7	Jerry Rice (San Francisco)	1987

## FOUR 3+ TD GAMES

With his three touchdowns against Pittsburgh (9/10/15), Gronkowski tied the Patriots record for most games with three or more touchdowns (4). His four three-touchdown performances are also most in the NFL since 2010.

### MOST GAMES WITH THREE OR MORE TDS (REGULAR SEASON)

<b>4</b>	<b>Rob Gronkowski</b>
4	Randy Moss
2	Billy Lott
2	Curtis Martin
2	Larry Garron
2	Sam Cunningham

### MOST THREE-TD GAMES SINCE 2010

Player	Team	Games with three or more Rec. TDs.
<b>Ron Gronkowski</b>	<b>Patriots</b>	<b>4</b>
Victor Cruz	NY Giants	2
Vincent Jackson	San Diego, Tampa Bay	2
Brandon Marshall	Miami, Chicago, NY Jets	2
Jordy Nelson	Green Bay	2
Demaryius Thomas	Denver	2





# PATRIOTS OFFENSIVE NOTES

## ALL IN THE FAMILY

Gronkowski grew up playing football against his brothers in the backyard. Two of his brothers have NFL playing experience. Dan Gronkowski, finished the 2011 season with Cleveland after spending part of the season with the Patriots. He also spent time with Detroit (2009) and Denver (2010). Chris was with San Diego in 2013 after spending 2012 with Denver, 2010 with Dallas and 2011 with Indianapolis. The Gronkowskis are among 23 different sets of three brothers to have played in the NFL and join nine other families with at least three brothers in the NFL playing at the same time.

<i>Family</i>	<i>Brothers</i>	<i>Yr. in NFL at Same Time</i>
<b>Gronkowski</b>	<b>Rob, Dan, Chris</b>	<b>2010-2011</b>
Baldinger	Brian, Gary, Rich	1986-88, 90-92
Browner	Joey, Keith, Ross	1984-87
Olsen	Merlin, Phil, Orrin	1976
Saul	Rich, Bill, Ron	1970
Richardson	Gloster, Tom, Willie	1969
Rooney	Bill, Cobb, Joe	1924-27
Kinderdine	Hobby, Shine, Walt	1924
Nesser	Al, Frank, Fred, John, Phil, Ted	1921

## IN GOOD COMPANY

In 2011, Rob Gronkowski joined Dallas Clark, Jimmy Graham, Tony Gonzalez and Todd Christiansen, as the only tight ends in NFL history with 90-plus receptions, 1,000-plus yards and 10-plus touchdown receptions in a single season.

### **TIGHT ENDS WITH 90-PLUS RECEPTIONS, 1000-PLUS YARDS AND 10-PLUS TOUCHDOWNS IN A SEASON**

<i>Player</i>	<i>Rec.</i>	<i>Yards</i>	<i>TDs</i>	<i>Year</i>
<b>Rob Gronkowski (NE)</b>	<b>90</b>	<b>1,327</b>	<b>17</b>	<b>2011</b>
Jimmy Graham (NO)	99	1,310	11	2011
Dallas Clark (IND)	100	1,106	10	2009
Tony Gonzalez (KC)	96	1,058	10	2008
Todd Christiansen (LAR)	92	1,247	12	1983



## LAFELL FINDS THE END ZONE

WR Brandon LaFell scored his first touchdown with the Patriots on a 44-yard touchdown pass from Tom Brady in the third quarter at Kansas City (9/29/14).

## HITTING THE CENTURY MARK

LaFell had his fifth career 100-yard receiving day vs. Washington (11/08/15), finishing with five receptions for 102 yards. It was his third 100-yard day as a member of the Patriots.

## TWICE AS NICE

WR Brandon LaFell scored two touchdowns on an 18-yard pass and a 56-yard pass in the fourth quarter at Buffalo on Oct. 12, 2014. It was his second two-touchdown game of his career. He had two touchdowns with Carolina vs. the New York Giants on Sept. 22, 2013. He added his third two-touchdown game at Green Bay on Nov. 30.

## CAREER DAY FOR LAFELL

Brandon LaFell had 11 receptions for 124 yards vs. Chicago (10/26/14), setting career highs in each category. LaFell's 11 topped his previous career high of seven receptions for Carolina when they played New England on Nov. 18, 2013. His 124 yards topped his previous career high of 119 yards, set at Kansas City on Sept. 29, 2014.

## LAFELL REWRITES PERSONAL RECORD BOOK

Brandon LaFell set career high season marks in receptions, yards and touchdowns in 2014. He finished the 2014 season with 74 receptions for 953 yards and seven touchdowns. LaFell's previous high in receptions was 49 in 2013, his previous best in yards was 677 in 2012 and his previous best in touchdowns was five in 2013.



## LIKE FATHER LIKE SON

Matthew Slater is one of 10 sons of Hall of Fame members to be drafted in NFL history.

### **HALL OF FAME FATHERS WITH SONS DRAFTED IN THE NFL**

**Jackie Slater (class of 2001) – son, Matthew Slater (NE)**

Bobby Bell (class of 1983) – son, Bobby Bell (NYJ)

Tony Dorsett (class of 1994) – son, Anthony Dorsett (HOU)

Bob Griese (class of 1990) – son, Brian Griese (DEN)

Russ Grimm (class of 2010) – son, Cody Grimm (TB)

Howie Long (class of 2000) – son, Chris Long (STL)

son, Kyle Long (CHI)

Bruce Matthews (class of 2007) – son, Jake Matthews (ATL)

Don Shula (class of 1997) – son, Mike Shula (TB)

Kellen Winslow (class of 1995) – son, Kellen Winslow (CLE)





# PATRIOTS OFFENSIVE NOTES

## ALL-STAR COMBINATION

Matthew Slater was voted to his fourth straight Pro Bowl in 2014. His father, Jackie Slater, went to seven Pro Bowls. The Slater family's 11 combined Pro Bowls are the second most among father-son contingents to have been voted to at least one Pro Bowl each.

### MOST FATHER AND SON PRO BOWL SELECTIONS

Players	Pro Bowls
Archie (2), Peyton (14) and Eli Manning (3)	19
<b>Jackie (7) and Matthew Slater (4)</b>	<b>11</b>

## ELECTED TEAM LEADER

Patriots wide receiver Matthew Slater has been named to four straight Pro Bowls (2011-14) for his special teams work, but perhaps more revealing of his value to New England is the fact that he was elected a captain by his teammates for the fifth straight season in 2015.

The special teams ace was willing to share his advice on being a great captain with high school football players in a story published by *The Boston Globe*. "I think first and foremost, you have to be able to put others before yourself. Being a captain and leadership is about serving, and to me, that means a great deal of sacrifice – putting aside personal agendas for the greater common goal. Leadership is equated with sacrifice. I think you have to be willing to do whatever it takes for the unit to succeed. I think you need to lead by example. A lot of times, it's about what you do, not what you say."

## SLATER'S EMERGENCE WAS SPECIAL

Bill Belichick acknowledged Matthew Slater's role as a gunner on special teams: "Matt is one of the best in the league," Belichick said. "Any time the punt return team has to double somebody, that makes it one less guy they can use somewhere else in the return. He almost always draws two guys out there unless they're in an eight-man rush. Most of the time, there's two guys out there – fourth-and-short, where they're trying to protect the box – but he draws a lot of double teams, and deservedly so. He does an outstanding job of covering punts."

## SLATER ON BILL BELICHICK

"Guys have really bought into what we're trying to do here and believing in the goals that we've set to accomplish. We try not to acknowledge all the noise and hype surrounding ballgames. We prepare ourselves to have success by the way we work day-in and day-out on the field and in the meeting room, but it definitely starts with our leadership on this team."



## WHITE HAS CAREER DAY

James White set career highs with 10 receptions and 115 receiving yards vs. Philadelphia (12/6/15). White's 115 receiving yards are the second-highest such total for the Patriots running back since the 1970 AFL-NFL merger, trailing only Shane Vereen's team-record 153 receiving yards vs. Cleveland on Dec. 8, 2013. White's 10 catches are the third highest such total of the Bill Belichick era for a running back (since 2000), trailing only Shane Vereen's club record 12 catches vs. Cleveland on Dec. 8, 2013, and Kevin Faulk's 11 catches vs. Tampa Bay on Sept. 3, 2000.

### PATRIOTS HISTORY / MOST RECEIVING YARDS IN A GAME BY A RUNNING BACK

Player	Date	Opp	Rec
Shane Vereen	12/8/2013	Cle	153
Dick Christy	11/4/1960	Oak	124
Joe Johnson	11/25/1960	Hou	123
<b>James White</b>	<b>12/6/2015</b>	<b>Phi</b>	<b>115</b>
Larry Garron	12/11/1966	Hou	113
Tony Collins	10/27/1985	TB	109
Kevin Faulk	11/10/2002	Chi	109
Kevin Faulk	11/23/2003	Hou	108
Billy Lott	10/22/1961	Buf	108

### PATRIOTS HISTORY / MOST RECEPTIONS IN A GAME BY A RUNNING BACK

Player	Date	Opp	Rec
Shane Vereen	12/8/2013	CLV	12
Tony Collins	11/29/1987	PHI	11
Kevin Faulk	9/3/2000	TB	11
Leroy Thompson	11/13/1994	MIN	11
<b>James White</b>	<b>12/6/2015</b>	<b>PHI</b>	<b>10</b>
Tony Collins	11/16/1986	LA Rams	10
Tony Collins	9/28/1986	DEN	9
Kevin Faulk	12/29/2002	MIA	9

# PATRIOTS







# PATRIOTS DEFENSIVE NOTES

## LB JAMIE COLLINS

### JAMIE COLLINS' JOURNEY



The road to the NFL has been anything but easy for linebacker and 2013 second-round draft pick Jamie Collins. The youngest of five siblings growing up in Meadville, Miss., Collins lost both of his parents when he was six years old and was raised by one of his sisters, who was in her mid 20s.

Collins turned to football as an outlet to help him through the tough times. "It means a lot. It's my living," Collins told *The Boston Herald*. "It kept me on track." Collins' resiliency in dealing with adversity has made a lasting impact on fellow Mississippi native Stevan Ridley, who grew up 30 miles west of Meadville in Natchez, Miss., and got to know Collins through a family friend. "What I've known about him, he really has been a strong person," Ridley told the *Herald*. "Anybody that's gone through the things that he's gone through and can still find a way to be successful on the football field, you have to be mentally tough. That's what he's kind of done as a teammate here. He's come in here and accepted his role and did a pretty good job as a rookie."

### COLLINS RECORDS FIRST INT

LB Jamie Collins intercepted a Kyle Orton pass in the win at Buffalo (10/12/14), marking his first regular-season interception. He had his second of the year at the Jets on Dec. 21, 2014. His first career pick came in the 2013 AFC Divisional Playoff vs. Indianapolis (1/11/14).

### COLLINS SETS CAREER HIGH

LB Jamie Collins set a career high with 2 1/2 sacks in the win at Buffalo on Sept. 20, 2015. It was his second career multi-sack game. He registered his first NFL two-sack game with at San Diego (12/7/14).

### TEAM LEADER

Collins had a standout second season in 2014. He led the team in total tackles (109), forced fumbles (4) and fumble recoveries (2), and tied for the team lead in interceptions (2).

### COLLINS BLOCKS FIRST XP SINCE 2008

LB Jamie Collins blocked a fourth quarter extra point at Indianapolis (10/18/15). It was the Patriots first blocked extra point since Vince Wilfork blocked a PAT at Oakland on Dec. 14, 2008. It is Collins' second blocked kick. He blocked a field goal attempt vs. Miami on Dec. 14, 2014.



## LB DONT'A HIGHTOWER

### WEARING BRUSCHI'S JERSEY #54

As a first round draft pick, Dont'a Hightower is used to high expectations. Hightower went to training camp with jersey #45 but was switched to jersey #54 prior to the start of his rookie year in 2012. Former LB Tedy Bruschi wore #54 for 13 seasons.

Hightower understands the importance of the number and hopes to live up to its legacy. "I definitely feel honored to be able to wear this number," Hightower said. "I've read that Tedy didn't want it to be retired and he hoped another

linebacker would come in and be able to wear this number and be able to play as well. I feel honored. Tedy was a great player, and he means a lot to this organization. I'm definitely proud to be able to wear this number."



### HIGHTOWER HAS A CAREER FIRST


LB Dont'a Hightower registered his first career two-sack game at Minnesota (09/14/14).

### HIGHTOWER SETS CAREER HIGH

LB Dont'a Hightower registered a 9-yard sack of Green Bay QB Aaron Rodgers (11/30/14) in the second quarter to set a career high with 4 1/2 sacks in 2014. He finished the year with six. His previous best was four sacks as a rookie in 2012.

## DE CHANDLER JONES

### FOLLOWING IN BROTHERS' FOOTSTEPS



Chandler Jones has two brothers, Arthur, a fifth-round NFL Draft selection by the Baltimore Ravens in 2010 (currently with the Indianapolis Colts), who was a Syracuse defensive tackle, and Jon "Bones" Jones, a UFC fighter and the former Lightweight Champion.





# PATRIOTS DEFENSIVE NOTES

## RACKING UP SACKS

Chandler Jones reached a career high with 12½ sacks in 2015. He had six sacks as a rookie in 2012, 11½ in 2013 and had six sacks in 2014. Chandler's 12½ sacks in 2015 are 4th in the NFL.

### MOST SACKS IN THE FIRST FOUR SEASONS/PATRIOTS HISTORY

Player	Seasons	Sacks
Andre Tippett	1982-85	43.5
<b>Chandler Jones</b>	<b>2012-15</b>	<b>36.0</b>
Garin Veris	1985-88	30.0
Chris Slade	1993-96	29.5
Brent Williams	1986-89	28.0
Willie McGinest	1994-97	27.0

## JONES WITH ANOTHER MULTI-SACK GAME

Chandler Jones had his fourth game in 2015 with multiple sacks after finishing with vs. Tennessee (12/21/15). He had a career high of three at Buffalo (9/20). He now has nine games with two or more sacks.

## JONES CLIMBING SACK CHARTS

Jones has 12½ so far in 2015 for his second double digit sack total of his career. He joined Tony McGee (3), Andre Tippett (3) and Garin Veris (2) as the only Patriots with at least two 10-plus sack seasons. He needs one more sack to reach the Patriots highest total since Andre Tippett had 16.5 in 1985.

### PATRIOTS 10-PLUS SACK SEASONS

Sacks	Player	Year
12.0	Tony McGee	1977
10.0	Ray Hamilton	1977
11.5	Tony McGee	1978
10.5	Tony McGee	1979
18.5	Andre Tippett	1984
16.5	Andre Tippett	1985
10.0	Garin Veris	1985
11.0	Garin Veris	1986
12.5	Andre Tippett	1987
11.0	Willie McGinest	1995
12.5	Mike Vrabel	2007
10.0	Tully Banta-Cain	2009
10.0	Mark Anderson	2011
10.0	Andre Carter	2011
<b>11.5</b>	<b>Chandler Jones</b>	<b>2013</b>
<b>12.5</b>	<b>Chandler Jones</b>	<b>2015</b>

## JONES ACHIEVES TRIFECTA

DL Chandler Jones blocked a second-quarter Minnesota (9/14/14) 48-yard field goal attempt, recovered the loose ball and returned it 58 yards for a touchdown. It was the fifth blocked field goal returned for a touchdown in Patriots history and the first returned for a touchdown since S Patrick Chung blocked a field goal attempt that was returned 35 yards for a touchdown by DB Kyle Arrington at Miami on Oct. 4, 2010. It is the second field goal block by Jones. He blocked a 39-yard attempt vs. Miami on Oct. 27, 2013. It was Jones' second career touchdown. He recovered an errant shotgun snap squibbed into the end zone at Baltimore on Dec. 22, 2013.

## JONES SNAPS A SELFIE

When training camp practice ends at Gillette Stadium, the first wave of players quickly head into the locker room to shower and recover from the tough workout, but Chandler Jones is almost never among them. He is autographing footballs, snapping selfies and chatting with as many fans as he can before he makes his way into the building to rest his body and escape the heat. The Super Bowl Champion defensive end enjoys engaging his fans because he remembers a time when he was the one cheering from a distance.

"I feel like it was just yesterday when I was one of those fans," Jones said to ESPN's Mike Reis. "I didn't have access to an NFL team, but I was the guy that was on Twitter that was like, 'Oh my God, he tweeted me' or 'He shouted me out.' I was that person. So for me to have an opportunity to do that to people, I try to do that whenever I can. You see fans out there, they're sitting in the rain, they're sitting in the heat, sweating, they're drenched, and they're just yelling your name the whole practice. The least I can do is go over there and say hi and take some selfies and sign a few things. I love it. It's great."

## DEFENSIVE PLAYER OF THE WEEK

Chandler Jones was named AFC Defensive Player of the Week for his performance in the Patriots' 30-7 victory at Minnesota on Sept. 14, 2014. It was the first time in Jones' career that he has received an AFC Player of the Week honor. He was named AFC Defensive Player of the Month for November last season and NFL Defensive Rookie of the Month in September 2012.

Jones blocked a 48-yard field goal attempt and returned it 58 yards for a touchdown to give New England a 24-7 halftime lead at Minnesota (9/14). He also finished the game with eight total tackles and his fifth career two-sack game.

The last time the Patriots earned an AFC Defensive Player of the Week honor was Week 10 of the 2011 season when Andre Carter tied a team record with four sacks at N.Y. Jets (11/13/11).



## SURE TACKLER

Jerod Mayo had his fifth straight 100-tackle season and his second season with over 180 total tackles after finishing the 2012 season with 184 tackles, the fifth-highest single season tackle total in franchise history. Mayo registered at least 10 tackles in 10 games, including a season-high of 20 vs. the New York Jets (10/28/12).

### PATRIOTS SINGLE SEASON TACKLE LEADERS ALL-TIME

Year	Player	Tackles
1983	LB Clayton Weishuhn	229
1984	LB Steve Nelson	207
<b>2010</b>	<b>LB Jerod Mayo</b>	<b>193</b>
1980	LB Steve Nelson	186
<b>2012</b>	<b>LB Jerod Mayo</b>	<b>184</b>





# PATRIOTS DEFENSIVE NOTES

## TEAM LEADER

Jerod Mayo has led the Patriots in tackles in every season he has played except for the 2013 and 2014 seasons when he was limited to six games each year due to injury.

### Most years Leading the Patriots in Tackles

**5 Jerod Mayo (2008, 2009, 2010, 2011, 2012)**

5 Vincent Brown (1991, 1992, 1993, 1994, 1995)

5 Steve Nelson (1979, 1980, 1982, 1984, 1985)



## DOUBLE TROUBLE: DB DEVIN McCOURTY

After being selected by the Patriots in the first round of the 2010 NFL Draft, DB Devin McCourty became part of a select group in league history. McCourty's identical twin brother, Jason, is a cornerback with Tennessee, selected in the sixth round of the 2009 NFL Draft. The two are the 12th set of twins to play in the NFL. Devin redshirted for the 2005 season and therefore was a year behind his brother in eligibility. McCourty is the second twin to suit up for the Patriots, after CB Kato Serwanga was a member of the team from 1998-2000. His twin brother, Wasswa, played for San Francisco and Minnesota from 1999-2001. According to McCourty's mother, the two can only be told apart by tiny scars on their faces left by chickenpox. The McCourty twins are one of two active sets of twins playing in the NFL.

### Current Twins Playing in the NFL

**Devin (NE) and Jason McCourty (TEN)**

Maurkice (PIT) and Mike Pouncey (MIA)

## McCOURTY GOES LONG

Devin McCourty had a 104-yard kickoff return for a touchdown vs. N.Y. Jets (10/21/12), the second longest kickoff return in team history. Ellis Hobbs has the longest in team history with a 108-yard return for a touchdown at N.Y. Jets on Sept. 9, 2007. He was named AFC Special Teams Player of the Week for his performance.

### Longest Kickoff return in Patriots History

Ellis Hobbs 108TD at New York Jets (9-9-07)

**Devin McCourty 104TD vs. New York Jets (10-21-12)**

## IN GOOD COMPANY

Devin McCourty earned Associated Press All-Pro Second Team honors at safety in 2013. He also earned Second Team All-Pro Honors as a rookie in 2010 when he played cornerback. McCourty joins Pro Football Hall of Famers Rod Woodson and Ronnie Lott as the only NFL players to earn All-Pro honors at both safety and cornerback.


## McCOURTY REGISTERS CAREER LONG

DB Devin McCourty returned a first quarter interception 60 yards to the Minnesota (09/14/14) 1-yard line to set up a Patriots touchdown. It is the longest interception return of his career. He had a 50-yard return as a rookie in 2010 at Detroit (11/25) on Thanksgiving Day.



## A NOSE FOR THE FOOTBALL

Ninkovich has more opponent fumble recoveries (14) over the last six seasons (2010-2015) than any other NFL player. J.J. Watt is second during that time with 11 opponent fumble recoveries.



## CAREER DAY IN BUFFALO

Ninkovich finished with a three-sack game for the first time in his career in the win at Buffalo (10/12/14). He has had two two-sack performances - vs. Miami (1/2/11) and at Carolina (11/18/13).

## WHERE DID HE COME FROM?

Rob Ninkovich's journey to the Patriots was not easy. He entered the league as a fifth-round pick by the Saints in 2006 and was waived four times by New Orleans and Miami before landing in New England on Aug. 2, 2009. He spent the 2009 offseason trying to make the New Orleans team as a long snapper. Before coming to the Patriots, he had appeared in just eight games over three seasons. He doubled that total in his first year in New England, appearing in 15 games in 2009 and his role on the team has grown since, earning a starting role at linebacker in 2010 and 2011 before moving to a starting role on the defensive line in 2011.





# PATRIOTS DEFENSIVE NOTES

## CRAZY EIGHTS

Ninkovich raised his 2014 total to a team-high of eight sacks in 2014. Ninkovich has had at least eight sacks in three consecutive seasons (8.0 in 2012, eight in 2013 and eight in 2014), becoming the first Patriots player to have at least eight sacks in three consecutive seasons since Pro Football Hall of Famer Andre Tippett achieved the feat from 1985-87 (1985, 16½, 1986, 9½ and 1987, 12½).

## NINKOVICH SCORED AS A TE IN COLLEGE

Ninkovich played some at tight end in college at Purdue and caught two touchdown passes with a 2-yard touchdown pass from Buffalo QB Kyle Orton and a 1-yard touchdown pass from former New York Giants and Indianapolis QB Curtis Painter.

## DB LOGAN RYAN AND DB DURON HARMON

## CLASSMATES REUNITE IN NEW ENGLAND

Defensive backs Logan Ryan and Duron Harmon are used to working together. Ryan and Harmon began their college football careers together as members of the same recruiting class at Rutgers University and developed a close friendship during their four years in Piscataway, N.J. As fate would have it, Ryan and Harmon would begin their NFL journeys together as well when the Patriots selected the two defensive backs just eight picks apart in the third round of the 2013 NFL Draft.

Reunited once again, the former Scarlet Knights are excited and eager to make their mark, just as they did at Rutgers. "We talked before the draft and said how good it would be to play on the same team again, and for it to happen again, it's exciting and it's a blessing," Harmon told *The Boston Globe*. "It's great [we're contributing], because at the end of the day you want to play, and to contribute to a team like this, it's fun."

## RYAN RETURNS... TO SCHOOL

When Logan Ryan decided to leave Rutgers and enter the NFL Draft after his redshirt junior season in 2012, he made a promise to his parents that after his rookie year, he would return to school and earn his degree.

Ryan kept his promise and graduated in the spring of 2014 with a degree in labor relations and a minor in psychology.

"I committed to Rutgers, not only as a football player, but as a student, so I was going to make sure I finished that end too," Ryan told NJ.com.

"It's a big accomplishment in my life. I held my word to my parents and stuck with it and I'm fortunate. It took a lot of work, but I was able to go back and finish and walk in graduation."

## RYAN'S FIRST PICK FOR SIX

Ryan returned his first NFL interception 79 yards for a touchdown N.Y. Jets on Oct. 20, 2013. The last Patriots player to return their first career interception for a touchdown was Kyle Arrington in 2010. The last rookie Patriots player to return their first career interception for a touchdown was James Sanders in 2005:

### PATRIOTS PLAYERS TO RETURN THEIR FIRST CAREER INT FOR A TD

Season	Player	INT TD Yds
2013	Logan Ryan	79
2010	Gary Guyton	59
2010	Kyle Arrington	36
2005	James Sanders	39
2003	Asante Samuel	55
1999	Andy Katzenmoyer	59
1996	Willie McGinest	46
1992	Chris Singleton	82
1967	John Charles	35
1963	Jim Hunt	78
1961	Don Webb	27

## LOGAN RYAN THE BALL HAWK

Logan Ryan intercepted his fourth pass of 2015 vs. Washington (11/08/15). He is tied for tied for the fourth-most interceptions by a cornerback since 2013.

### MOST INTERCEPTIONS BY A CORNERBACK SINCE 2013

Player	Interceptions
Richard Sherman	14
Brent Grimes	13
Trumaine Johnson	12
Logan Ryan	11
Aqib Talib	11

## DL JABAAL SHEARD

## SHEARD ON MCGINEST

Jabaal Sheard may be a new face in the Patriots locker room, but he's certainly familiar with Patriots legend, Willie McGinest. Sheard, who is typically soft-spoken around the microphones, was very excited to express his admiration for McGinest following the veteran linebacker's induction to the Patriots Hall of Fame on August 5.

"That's a guy that I watch film on still to this day," Sheard said to the *Boston Globe*. "How he used to rush, how he'd attack, how he was relentless. It's amazing to be out here with him. The heart he had, that dog. He would get after the quarterback, get after the run. He was so into the team, whatever they asked him to do, he would do it."

It makes sense that Sheard would feel a connection to McGinest, given the players' similarities. Before coming to New England as a defensive lineman, Sheard played outside linebacker for Cleveland in Mike Pettine's hybrid 3-4 system. By adding Sheard to his roster, Bill Belichick brings flexibility and, hopefully some of that McGinest magic, back to the Patriots front seven.





# PATRIOTS SPECIAL TEAMS NOTES

## K STEPHEN GOSTKOWSKI

### CONSECUTIVE EXTRA POINTS

Stephen Gostkowski is first in NFL history for most consecutive extra points made.

#### Most Consecutive (Kicking) PATS

460	Stephen Gostkowski, NE, 2006-present
422	Matt Stover, BAL, IND 1996-2009
371	Jason Elam, DEN, 1993-2002
371	Jeff Wilkins, STL, 1999-2007
360	Jay Feely, ATL, NYG, MIA, NYJ, ARZ, CHI, 2002-14



### FRANCHISE SCORING LEADER

K Stephen Gostkowski became the Patriots all-time leader in points, passing Adam Vinatieri (1,158), in the win vs. Miami (12/14/14). Gostkowski entered the game needing five points to take the lead and reached the milestone on a 35-yard field goal in the third quarter. Gostkowski now has 1,318 total points.

Player	Points
Stephen Gostkowski	1,318
Adam Vinatieri	1,158
Gino Cappelletti	1,130

## TEAM FG RECORD

Stephen Gostkowski moved past Adam Vinatieri (263) to become the Patriots all-time leader with 269 career field goals.

#### MOST FIELD GOALS IN PATRIOTS HISTORY

Stephen Gostkowski	269
Adam Vinatieri	263
Gino Cappelletti	176
John Smith	128

### EVEN STEPHEN

Since joining the Patriots as a fourth-round draft choice in 2006, Gostkowski has connected on 87.5 percent of his regular-season field goal attempts, the best field goal percentage in Patriots history. Additionally, Gostkowski's 87.5 field goal percentage is second-best among NFL kickers all-time. (Minimum 100 field goals)

#### PATRIOTS ALL-TIME LEADERS / FIELD GOAL PCT.

(Minimum 50 Attempts)

Player	Years	FGM	FGA	Pct.
Stephen Gostkowski	2006-15	273	312	.875
Adam Vinatieri	1996-05	263	321	.819
Matt Bahr	1993-95	55	72	.764

#### NFL ALL-TIME LEADERS / FIELD GOAL PCT.

(Minimum 50 Attempts)

Player	Years	FGM	FGA	Pct.
Dan Bailey	2011-15	142	156	91.0
Stephen Gostkowski	2006-15	273	312	87.5
Justin Tucker	2012-15	125	143	87.4
Steven Hauschka	2008-15	154	177	87.0
Mike Vanderjagt	1998-06	230	266	86.5
Nate Kaeding	2004-12	181	210	86.2
Shayne Graham	2001-15	274	319	85.9
Rob Bironas	2005-13	239	279	85.7
Connor Bath	2008-15	138	162	85.2
Robbie Gould	2005-15	270	317	85.2
Matt Bryant	2002-15	300	353	85.0

### NFL SCORING LEADER

Stephen Gostkowski finished first in the NFL in 2014 with 156 points, second only to his team record of 158 points in 2013. Gostkowski led the NFL in scoring in 2014 for the third straight season. He is the first NFL player with three seasons of 150 or more points. Gostkowski leads the NFL with 139 total points and is on pace to finish with 1539 points.

#### Patriots Record for Most Points in a Season

158	Stephen Gostkowski, 2013
156	Stephen Gostkowski, 2014
155	Gino Cappelletti, 1964 (includes 7 TDs)
153	Stephen Gostkowski, 2012
148	Stephen Gostkowski, 2008
147	Gino Cappelletti, 1961
143	Stephen Gostkowski, 2011

#### NFL Record for Most Points by a Kicker

166	David Akers (SF) in 2011
164	Gary Anderson (MIN) in 1998
163	Jeff Wilkins (STL) in 2003
161	Mark Moseley (WAS) in 1983
158	Stephen Gostkowski (NE) in 2013
157	Mike Vanderjagt (Indianapolis) in 2003
156	Stephen Gostkowski (NE) in 2014
153	Stephen Gostkowski (NE) in 2012

## DISTANCE PROFICIENCY

# 77.3%

Stephen Gostkowski has made 77.3 percent of his field goals (17-for-22) from 50 yards or more, converting the second highest percentage of 50-plus yard field goal attempts in NFL history (minimum 15 attempts).

#### HIGHEST FIELD GOAL PERCENTAGE FROM 50 YARDS

Player	FGM	FGA	Pct.
Matt Prater	28	36	77.8
Stephen Gostkowski	17	22	77.3
Don Bailey	21	28	75.0





# PATRIOTS SPECIAL TEAMS NOTES

## 1,000-POINT BENCHMARK

Stephen Gostkowski (1,318) reached the 1,000 point mark in only his 119th career game. He is the only kicker in NFL history to reach 1,000 career points in less than 120 career games played.

### KICKERS TO REACH 1,000 POINTS IN FEWEST GAMES:

Player	Points	Games
<b>Stephen Gostkowski</b>	<b>1,009</b>	<b>119</b>
Mike Vanderjagt	1,004	126
Jason Elam	1,003	132
Ryan Longwell	1,002	136
Jan Stenerud	1,002	136

## GOSTKOWSKI EXTENDS TEAM MARK

Gostkowski has now scored at least one point in 137 games, a franchise record. He broke a tie with Adam Vinatieri and John Smith for the all-time lead with 102 consecutive games scoring in the win vs. Denver on Nov. 24, 2013.

### Patriots Record for Most Consecutive Games Scored

<b>137</b>	<b>Stephen Gostkowski (12/17/06- present)</b>
101	Adam Vinatieri (11/24/96-12/29/02)
101	John Smith (09/28/75-10/02/80)

## FOUR-TIME LEAGUE LEADER

Gostkowski led the NFL for the third straight season in 2014. He led the NFL with 156 total points in 2014, 158 total points in 2013, 153 points in 2012 and 148 points in 2008. He is one of three players to lead the NFL in scoring for at least four seasons.

He joins Don Hutson, Gino Cappelletti, Pat Harder and Paul Hornung as the fifth player to lead the NFL in scoring for at least three straight seasons.

### NFL Record for Most Seasons Leading the League in Scoring

5	Don Hutson Green Bay (1940-44)
5	Gino Cappelletti Patriots (1961, 1963-66)
<b>4</b>	<b>Stephen Gostkowski (2008, 2012-14)</b>
3	Earl Clark, Portsmouth (1932), Detroit (1935-36)
3	Pat Harder, Chicago Cardinals (1947-49)
3	Paul Hornung, Green Bay (1959-61)

## GOSTKOWSKI GAME WINNERS

Gostkowski has six career regular-season game-winning kicks and one in the playoffs.

### GOSTKOWSKI'S CAREER GAME-WINNING FIELD GOALS

TIME LEFT	DISTANCE	FINAL SCORE	OPP	DATE
0:01 4th	54	27-16	NYG	11/15/2015
3:12 4th	53	34-31	HOU	12/01/2013
1:56, OT	31	34-31	DEN	11/24/2013
0:05, 4th	35	23-21	BUF	09/08/2013
1:56, OT	35	23-20	BAL	10/17/2010
11:02 OT	48	29-26	NYJ	10/21/2012
1:10, 4th	31	24-21	SD	01/14/2007*

\*Postseason

## GOSTKOWSKI BREAKS HIS OWN TEAM RECORD

Gostkowski led the NFL in 2014 with 35 field goals, the third-highest field goal total in team history. Gostkowski tied for the NFL lead with Baltimore's Justin Tucker with 38 field goals in 2013, breaking his own franchise record for most field goals in a season. He originally set the franchise record with 36 field goals in 2008.

### MOST FIELD GOALS MADE IN A SEASON/PATRIOTS

Player	Field Goals	Year
<b>Stephen Gostkowski</b>	<b>38</b>	<b>2013</b>
<b>Stephen Gostkowski</b>	<b>36</b>	<b>2008</b>
<b>Stephen Gostkowski</b>	<b>35</b>	<b>2014</b>
Tony Franklin	32	1986
Adam Vinatieri	31	2004
Adam Vinatieri	31	1998

## ON THE MARK

Gostkowski made 94.6 percent of his field goals in 2014 (35-of-37), setting a new team record for field goal percentage in a single season.

### PATRIOTS BEST FIELD GOAL PCT./SEASON

(Minimum 30 Attempts)

Player	Years	FGM	FGA	Pct.
<b>Stephen Gostkowski</b>	<b>2014</b>	<b>35</b>	<b>37</b>	<b>.946</b>
Adam Vinatieri	2004	31	33	.939
<b>Stephen Gostkowski</b>	<b>2013</b>	<b>38</b>	<b>41</b>	<b>.927</b>
<b>Stephen Gostkowski</b>	<b>2008</b>	<b>36</b>	<b>40</b>	<b>.900</b>
Adam Vinatieri	2002	27	30	.900

## FIFTH-MOST FGs IN A SEASON

### MOST FIELD GOALS MADE IN A SEASON/NFL

Player	Field Goals	Year
David Akers (San Francisco)	44	2011
Neil Rackers (Arizona)	40	2005
Olindo Mare (Miami)	39	1999
Jeff Wilkins (St. Louis)	39	2003
<b>Stephen Gostkowski (Patriots)</b>	<b>38</b>	<b>2013</b>
Justin Tucker (Baltimore)	38	2013

## MOST 50-YARD FIELD GOALS IN TEAM HISTORY

Gostkowski is 17-of-22 from 50 yards or more as a member of the Patriots and has the most 50-yard field goals in New England history.

### PATRIOTS RECORD FOR MOST 50 YARD FIELD GOALS

Player	Years	FGM	FGA	Pct.
<b>Stephen Gostkowski</b>	<b>2006-15</b>	<b>17</b>	<b>22</b>	<b>77.3</b>
Adam Vinatieri	1996-2005	8	17	47.1
Tony Franklin	1984-87	3	6	50.0

## MOST 50-YARD FGs IN A SEASON

Gostkowski was 5-of-6 on 50 yard field goals in 2013, the most by a Patriots player in a single season. Gostkowski is 4-of-5 from 50 yards out so far in 2015. The NFL record for most successful 50-yard field goals in a season is 10 by Blair Walsh in 2012 with Minnesota.

## AFC SPECIAL TEAMS PLAYER OF THE MONTH

Gostkowski was named AFC Special Teams Player of the Month for September by the National Football League in 2015. It is the third time in his career that he has received the AFC Special Teams Player of the Month honor, Gostkowski was a perfect 7-of-7 on field goal attempts and 14-for-14 on extra points. He also finished the month of September first in the NFL with 35 total points and 18 touchbacks.

## KICKING A CAREER HIGH

Stephen Gostkowski made five field goals vs. Cincinnati (10/5/14), setting a new career high for most field goals in a game. His previous career high was four field goals. Gostkowski's five field goals tie the second highest single-game total in Patriots history, trailing only Gino Cappelletti's six successful field goals on Oct. 4, 1964. The last time a Patriots player had five field goals in a game was on Nov. 14, 2004, when Adam Vinatieri had five field goals vs. Buffalo.

## TWO FROM 50-PLUS

Gostkowski drilled a 51-yard field goal and a 53-yarder vs. Arizona (9/16/12) and connected on two 53-yard field goals at Houston on (12/1/13). He is the first Patriots player to have two 50-yard field goals in the same game.

## GOSTKOWSKI KICKS CAREER-LONG FG

Gostkowski connected on a career-long 57-yard field goal at Dallas on Oct. 11, 2015 to tie a franchise record. Adam Vinatieri kicked a 57-yarder at Chicago on Nov. 10, 2002. Gostkowski's previous long was a 54-yarder vs. New Orleans (10/13/13).





# PATRIOTS REFERENCE NOTES

## ANNUAL ACHIEVEMENT

The Patriots have won more than half of their games for 15 consecutive seasons; the first team to win more than half of their games in 15 straight seasons since free agency began in 1993. Additionally, the Patriots are the only team in the NFL to have recorded nine or more wins in each of the last 15 seasons.

### MOST CONSECUTIVE WINNING SEASONS (SINCE 1970 MERGER)

San Francisco (1983-98)	16
Dallas (1970-85)	16
<b>New England (2001-15)</b>	<b>15</b>
Oakland (1970-80)	11

### MOST CONSECUTIVE WINNING SEASONS ALL-TIME

Dallas (1966-85)	20
San Francisco (1983-98)	16
Oakland (1965-80)	16
<b>New England (2001-15)</b>	<b>15</b>
Chicago (1930-44)	15
Green Bay (1934-47)	14
Cleveland (1957-69)	13

### MOST SEASONS OF 9+ WINS SINCE 2001

<b>New England</b>	<b>15</b>
Indianapolis	12
Green Bay	11
Pittsburgh	11
Philadelphia	10
Baltimore	10

## MODEL OF CONSISTENCY

The Patriots have 30 winning seasons since the 1970 merger.

### MOST WINNING SEASONS SINCE THE 1970 MERGER

1. Pittsburgh	33
<b>2. New England</b>	<b>30</b>
2. Dallas	30
4. Miami	29
5t. Denver	28
5t. Minnesota	28
7. San Francisco	26

## PATRIOTS WIN 10 AGAIN IN 2015

New England reached at least 10 regular-season wins for 13 consecutive seasons, joining San Francisco (16) as the only teams to accomplish the feat.

Team	Years	Consecutive Seasons with 10+ Wins
San Francisco	1983-1998	16
<b>New England</b>	<b>2003-2015</b>	<b>13</b>
Indianapolis	2002-2010	9
Dallas	1975-1981	7

## DIVISIONAL DOMINANCE I

The Patriots have the highest winning percentage vs. division opponents from November until the end of the season since 2002.

Team	W	L	T	Pct.
<b>New England</b>	<b>35</b>	<b>9</b>	<b>0</b>	<b>.795</b>
Indianapolis	36	12	0	.750
Green Bay	37	15	1	.711
Pittsburgh	38	16	0	.704
San Diego	32	16	0	.667

## STRONG IN THE SECOND HALF

Since 2001, the Patriots have done a remarkable job of finishing the season strong, compiling an NFL-best 88-24 (.786) record in games on or after Thanksgiving.

### PATRIOTS BEFORE AND AFTER THANKSGIVING SINCE 2001

Season	Pre-Thanksgiving	Post-Thanksgiving	Overall
2001	5-5 (.500)	9-0 (1.000)	14-5 *
2002	6-5 (.545)	3-2 (.600)^	9-7
2003	9-2 (.818)	8-0 (1.000)	17-2 *
2004	9-1 (.900)	8-1 (.889)	17-2 *
2005	6-4 (.600)	5-3 (.625)	11-7 *
2006	7-3 (.700)	7-2 (.777)	14-5 *
2007	10-0 (1.000)	8-1 (.889)	18-1 *
2008	7-4 (.636)	4-1 (.800)	11-5
2009	7-3 (.700)	3-4 (.429)	10-7 *
2010	8-2 (.800)	6-1 (.857)^	14-3 *
2011	7-3 (.700)	8-1 (.889)	15-4 *
2012	7-3 (.700)	6-2 (.750)^	13-5 *
2013	8-3 (.727)	5-2 (.833)	13-5 *
2014	9-2 (.818)	6-2 (.750)	15-4 *
2015	10-0 (1.000)	2-2	???
<b>Totals</b>	<b>115-40 (.742)</b>	<b>88-24 (.784)</b>	<b>191-62</b>

\*Includes playoffs ^Includes games played on Thanksgiving

### BEST RECORDS ON OR AFTER THANKSGIVING SINCE 2001 (Includes regular-season and playoff games)

Team	W	L	T	Pct.
<b>New England</b>	<b>88</b>	<b>24</b>	<b>0</b>	<b>.786</b>
Pittsburgh	70	33	0	.680
Green Bay	65	38	0	.631
San Diego	57	36	0	.613
Philadelphia	61	40	0	.604

## NFL'S BEST AT HOME

Since Gillette Stadium opened in 2002, the Patriots own the NFL's best record at home overall. The Patriots own an overall record of 95-17 (.848) at home in regular season games and a 108-20 (.844) record including playoffs.

### BEST HOME RECORDS SINCE 2002 (including playoffs)

Team	W	L	T	Pct.
<b>New England</b>	<b>108</b>	<b>20</b>	<b>0</b>	<b>.844</b>
Indianapolis	89	33	0	.720
Seattle	87	34	0	.719
Pittsburgh	86	34	1	.715
Baltimore	83	32	0	.722
Green Bay	83	36	1	.696
Denver	78	39	0	.667
San Diego	73	44	0	.624
Minnesota	71	42	0	.628
Philadelphia	70	50	0	.583
Arizona	69	44	0	.611

## SHARP AT GILLETTE

The Patriots concluded a 20-game home winning streak with a 24-20 loss to the New York Giants on Nov. 6, 2011. It was the longest home win streak in team history. The Patriots own an overall record of 95-17 (.848) at Gillette Stadium in regular season games. The NFL record for most consecutive home victories is 27, achieved by Miami from 1971-74.

### HIGHEST HOME WINNING PCT. SINCE 1970 (MINIMUM 25 GAMES):

Team	Stadium	W-L-T	WIN PCT.
<b>New England</b>	<b>Gillette Stadium</b>	<b>95-17-0</b>	<b>.848</b>
Miami	Orange Bowl	101-22-1	.819
Minnesota	Metropolitan Stadium	64-23-1	.733
Pittsburgh	Heinz Field	87-32-1	.729
LA Rams	Memorial Coliseum	53-20-2	.726

### LONGEST HOME WINNING STREAK/PATRIOTS HISTORY (REG. SEASON)

Streak	First Win	Last Win
20	Dec. 12, 2008	Oct. 16, 2011
18	Dec. 29, 2002	Sept. 8, 2005
16	Dec. 30, 2012	Dec. 28, 2014
12	Nov. 26, 2006	Sept. 7, 2008
10	Sept. 18, 1976	Oct. 30, 1977





# PATRIOTS REFERENCE NOTES

## FORCING THE ISSUE

The Patriots lead the NFL with a +174 turnover margin since the 1994 season.

### NFL TURNOVER MARGIN SINCE 1994

Rank	Team	Turnover Margin
1.	New England	+176
2.	Kansas City	+108
2.	Green Bay	+95

## WHAT'S THE POINT?

During the past 16 seasons, the Patriots defense has always ranked higher in points allowed than in yards allowed except for 2007, when both ranked fourth.

	Avg. Points Allowed	Avg. Yds Allowed
2015	19.2 (6t)	326.1 (6)
2014	19.5 (8)	344.1 (13)
2013	21.1 (10)	373.1 (26)
2012	20.7 (9t)	373.3 (25)
2011	21.4 (15)	411.1 (31)
2010	19.6 (8)	365.5 (25)
2009	17.8 (5)	320.2 (11)
2008	19.3 (8)	309.0 (10)
2007	17.1 (4)	288.3 (4)
2006	14.8 (2)	294.4 (6)
2005	21.1 (17)	330.2 (26)
2004	16.3 (2t)	310.6 (9)
2003	14.9 (1)	291.6 (7)
2002	21.6 (17)	336.1 (23)
2001	17.0 (6)	334.5 (24)
2000	21.1 (17)	334.6 (20)

## TOP 10 OFFENSE

Since the 1970 merger, the Patriots offense has finished in the top 10 a total of 17 times, including eight times under Bill Belichick. The 2015 Patriots offense is ranked fourth entering this week.

Year	Rank
2014	11 (365.5)
2013	7 (384.5)
2012	1 (427.9)
2011	2 (428.0)
2010	8 (363.8)
2009	3 (397.3)
2008	5 (365.4)
2007	1 (411.3)

## TOP OFFENSE

The Patriots had finished in the top-10 in offense for seven straight seasons (2007-13), second only to the nine straight by New Orleans (2006-14).

The NFL record for the most consecutive seasons finishing in the top-10 in offense since the merger in 1970 is the San Francisco 49ers with 15 (1982-96).

## PATRIOTS REACH 6,000 TOTAL YARDS

The Patriots finished seventh in the NFL with 6,152 total yards in 2013. It was the fifth time in team history and third straight season that the Patriots reached 6,000 yards in a season. With 5,511 yards in 2015, the Patriots are on pace for 6,298 yards.

### Patriots Most Total Net Yards/Season

6,848 in 2011
6,846 in 2012
6,580 in 2007
6,357 in 2009
6,152 in 2013

## IN A RUSH FOR THE END ZONE

Since 2003, the Patriot and Kansas City are the only teams to average more than one rushing touchdown per game. The Patriots have 224 rushing touchdowns in 204 games.

### RUSHING TOUCHDOWNS SINCE 2003 (REGULAR SEASON)

New England	224
Kansas City	209
Minnesota	200
San Diego	199
Philadelphia	192
Carolina	191
Seattle	184

## HISTORIC SCORING CLIP

The Patriots had a historic scoring output over a three-game span in October and November 2014. New England tied a team record by scoring 40 or more points in three consecutive games from Oct. 26 to Nov. 16. The Patriots also scored 40 or more in three straight games in 2007. The Patriots have scored 40 or more points 62 times in team history, including 35 times since Bill Belichick became head coach in 2000, and 19 times since 2010.

### PATRIOTS HISTORY / MOST CONSECUTIVE GAMES WITH 40+ POINTS

Gm	Year	Game 1	Game 2	Game 3
3	2014	10/26/14 (51-23 v. CHI)	11/02/14 (43-21 v. DEN)	11/16/14 (42-20 @ IND)
3	2007	10/14/07 (48-27 @ DAL)	10/21/07 (49-28 @ MIA)	10/28/07 (52-7 v. WAS)
2	1962	09/21/62 (41-16 v. DEN)	10/06/62 (43-14 @ NYT)	
2	2002	09/15/02 (44-7 @ NYJ)	09/22/02 (41-38 v. KC)	
2	2008	12/14/08 (49-26 @ OAK)	12/21/08 (47-7 v. ARZ)	
2	2010	11/25/10 (45-24 @ DET)	12/06/10 (45-3 v. NYJ)	
2	2012	11/18/12 (59-24 v. IND)	11/22/12 (49-19 @ NYJ)	
2	2015	09/20/15 (40-32 @ BUF)	09/27/15 (51-17 vs. JACK)	

## SCORING FLURRY

The Patriots scored three touchdowns in a 57-second span during the final two minutes of the first half against Chicago on Oct. 26, 2014 to turn a 17-7 lead into a 38-7 cushion. It was the fastest three-touchdown flurry in the NFL since the Patriots had three touchdowns in 52 seconds against the New York Jets on Nov. 22, 2012. The Patriots are one of three teams to score three touchdowns in under a minute since the 1970 merger, and are the only team to have achieved the feat twice.

### NFL TEAMS TO SCORE THREE TDs IN LESS THAN 1 MINUTE

2014 New England Patriots vs. Chicago Bears (10-26-14)  
2012 New England Patriots at New York Jets (11-22-12)  
2002 Seattle Seahawks vs. Minnesota Vikings (9-29-02)  
1998 Atlanta Falcons vs. Carolina Panthers (10-4-98)

### HOW THE PATRIOTS SCORED THREE TOUCHDOWNS IN 57 SECONDS:

★ Rob Gronkowski got the scoring started by hauling in a 2-yard touchdown pass from Tom Brady with 1:57 left in the first half to make the score 24-7 and cap off a 10-play, 80-yard drive.

★ After the Patriots defense forced a quick three-and-out, a 42-yard Julian Edelman punt return gave New England possession at the Chicago 9-yard line, and Brady found Brandon LaFell for a 9-yard touchdown on the next play to give the Patriots a 31-7 lead with 1:07 left in the first half.

★ On the Bears' first play following the LaFell touchdown, Zach Moore forced a Jay Cutler fumble that was recovered by Rob Ninkovich and returned for a 15-yard touchdown and a 38-7 Patriots lead with 55 seconds left in the first half.

## A COMEBACK FOR THE AGES

The Patriots came back from a 24-point deficit to defeat the Broncos, 34-31, in overtime in a Sunday Night Football matchup on Nov. 24, 2013, marking the largest comeback win in team history, after trailing 24-0 at halftime.

New England's previous best comeback win was from a 23-0 deficit to win, 38-23, vs. Seattle (9/16/84). The Patriots also came back from 22 points down to win at the New York Giants, 23-22 (12/21/96). The Patriots have come from 21 points down to win four times, most recently vs. Buffalo (1/1/12).





# PATRIOTS

## PLAYOFF NOTES

### PATRIOTS IN THE PLAYOFFS

The Patriots have qualified for the playoffs 23 times in their 56-year history. Seventeen of those playoff berths have come in the 22 seasons since Robert Kraft purchased the team in 1994, a dramatic contrast to the six total playoff berths the team earned in its first 34 years of existence.

#### PATRIOTS PLAYOFF SEASONS (23)

Year	How Qualified	Seed	Record	Result
2015	Division Champions	???	???	???
2014	Division Champions	1	3-0	Super Bowl Champions
2013	Division Champions	2	1-1	AFC Championship Game
2012	Division Champions	2	1-1	AFC Championship Game
2011	Division Champions	1	2-1	AFC Champions
2010	Division Champions	1	0-1	AFC Divisional Round
2009	Division Champions	3	0-1	Wild Card Round
2007	Division Champions	1	2-1	AFC Champions
2006	Division Champions	4	2-1	AFC Championship Game
2005	Division Champions	4	1-1	AFC Divisional Round
2004	Division Champions	2	3-0	Super Bowl Champions
2003	Division Champions	1	3-0	Super Bowl Champions
2001	Division Champions	2	3-0	Super Bowl Champions
1998	Wild Card	6	0-1	Wild Card Round
1997	Division Champions	3	1-1	AFC Divisional Round
1996	Division Champions	2	2-1	AFC Champions
1994	Wild Card	5	0-1	Wild Card Round
1986	Division Champions	3	0-1	AFC Divisional Round
1985	Wild Card	5	3-1	AFC Champions
1982*	16-Team Format	7	0-1	First Round
1978	Division Champions	2	0-1	AFC Divisional Round
1976	Wild Card	4	0-1	AFC Divisional Round
1963	Division Champions	-	1-1	AFL Championship Game

\*-Strike Year

28-18 Record

### ALL-TIME PLAYOFF RESULTS

The Patriots have compiled a 28-18 record in their 46 playoff games and their .609 playoff winning percentage is the second-best in NFL history among teams that have played at least 15 playoff games. New England has qualified for eight Super Bowls (XX, XXXI, XXXVI, XXXVIII, XXXIX, XLII, XLVI and XLIX) and one AFL Championship Game in 1963.

#### PATRIOTS PLAYOFF RECORD BY ROUND

Round	Record
First Round*	0-1
Wild Card Round	4-3
Divisional Round	12-6
AFC Championship	8-3
AFL Championship	0-1
Super Bowl	4-4
<b>Total</b>	<b>28-18</b>

\* 1982 Strike Season

#### ALL-TIME BEST NFL PLAYOFF RECORDS (Minimum 15 Postseason Games)

Team	Wins	Losses	Win Pct.
Baltimore Ravens	15	8	.652
<b>New England/Boston Patriots</b>	<b>28</b>	<b>18</b>	<b>.609</b>
Green Bay Packers	31	20	.608
Pittsburgh Steelers	33	22	.600
San Francisco 49ers	30	20	.600
Oakland/L.A. Raiders	25	18	.581
Dallas Cowboys	34	26	.567

#### MOST POSTSEASON WINS ALL-TIME

Team	Wins
Dallas Cowboys	34
Pittsburgh Steelers	33
Green Bay Packers	31
San Francisco 49ers	30
<b>New England Patriots</b>	<b>28</b>
Oakland Raiders	25

### TITLE TOWN

The Patriots have now won the AFC East for seven straight seasons, the longest streak in AFC East division history. The Patriots have won 13 of the last 15 division crowns. The Patriots have won 15 division titles in the 22 seasons since Robert Kraft bought the team in 1994.

#### MOST CONSECUTIVE AFC EAST TITLES

Team	Streak	Years
<b>New England Patriots</b>	<b>7</b>	<b>2009-15</b>
<b>New England Patriots</b>	<b>5</b>	<b>2003-07</b>
Buffalo Bills	4	1988-91
Miami Dolphins	4	1981, 1983-85*
Miami Dolphins	4	1971-74
Baltimore Colts	3	1975-77
Buffalo Bills	3	1964-66@

\*Due to 1982 strike, the NFL played just a nine-game season and the standings were not divided into divisions that season.

@AFL

The Patriots seven straight AFC East titles join the Los Angeles Rams (1973-79) for the most consecutive division titles with seven.

#### MOST CONSECUTIVE DIVISION TITLES

Teams	Division	Titles	Years
<b>New England Patriots</b>	<b>AFC East</b>	<b>7</b>	<b>2009-15</b>
Los Angeles Rams	NFC West	7	1973-79
Pittsburgh Steelers	AFC Central	6	1974-79
Minnesota Vikings	NFC Central	6	1973-78
Dallas Cowboys	NFL Capitol/NFC East	6	1966-71
Cleveland Browns	American/Eastern Conf.	6	1950-55
<b>New England Patriots</b>	<b>AFC East</b>	<b>5</b>	<b>2003-07</b>
Indianapolis Colts	AFC South	5	2003-07
Dallas Cowboys	NFC East	5	1992-96
San Francisco 49ers	NFC West	5	1986-90
Chicago Bears	NFC Central	5	1984-88
Oakland Raiders	AFC West	5	1972-76

## HOME DOMINANCE

The Patriots have a 17-4 (.810) all-time record in home playoff games.

The Patriots' .800 winning percentage at home in the postseason is second among teams with at least 10 home playoff games.

TEAM	RECORD	PCT.
Seattle	11-2	.846
<b>New England</b>	<b>17-4</b>	<b>.810</b>
Oakland	19-5	.792
Green Bay	17-5	.773
Buffalo	10-3	.769
Washington	13-4	.765
Denver	15-5	.750
Dallas	20-8	.714





# PATRIOTS

## PLAYOFF NOTES

### WINNING TANDEM

Bill Belichick and Tom Brady are the winningest coach and quarterback tandem in the postseason and continued to build on their success in 2014.

<u>Quarterback/Head Coach</u>	<u>Postseason wins</u>
<b>Bill Belichick/Tom Brady</b>	<b>21</b>
Chuck Noll/Terry Bradshaw	14
Tom Landry/Roger Staubach	11

### NFL MARK FOR MOST FIRST-ROUND BYES

The Patriots earned a first-round bye in the 2015 NFL playoffs and lead the NFL with 11 first-round byes since the current NFL playoff format was instituted in 1990. The Patriots earned a first-round bye for the sixth consecutive season in 2015 to extend an NFL record. Dallas and San Francisco earned four straight byes from 1992 through 1995.

#### MOST SEASONS EARNING A BYE SINCE 12-TEAM PLAYOFF FORMAT IN 1990

<b>New England</b>	<b>11</b>
Pittsburgh	8
San Francisco	8
Denver	7

#### MOST FIRST-ROUND BYES SINCE 2001

<b>New England</b>	<b>10</b>
Chicago	4
Pittsburgh	4
Denver	4
Atlanta	3
Indianapolis	3
Philadelphia	3







# PATRIOTS FOOTBALL Network

The **Patriots Football Network (PFN)** is the full portfolio of media offerings from the three-time Super Bowl Champion New England Patriots. PFN provides Patriots content produced both in-house and with media partners spanning print, television, radio and the Internet.

## PATRIOTS ALL ACCESS

The Emmy Award-winning "Patriots All-Access" airs weekly throughout the season on WBZ-TV Channel 4 in Boston and regional affiliates in Hartford, Providence and Springfield, Mass., Burlington, Vt., Portland and Bangor, Maine. "Patriots All-Access" features exclusive behind-the-scenes access and in-depth weekly features on Patriots players and personnel. Hosted by WBZ's Steve Burton, the show features weekly sit-downs with Bill Belichick, including the popular "Belestrator" segment where the coach breaks down upcoming opponents.

"Patriots All-Access" airs Fridays from 7-8 p.m. on **WBZ-TV** and Sunday from 9-10 a.m. on **myTV38** in Boston. **Check local listings for airtime.**

Check your local listings for airtime.



## TOTALLY PATRIOTS



Totally Patriots is a unique, one-of-a-kind Patriots show aimed for the next generation of Patriots fans. This weekly, youth-oriented football show allows school-aged fans unprecedented access to their favorite players, enabling them to ask questions in a relaxed informal setting.

## PATRIOTS TODAY AND PATRIOTS THIS WEEK

**PATRIOTS TODAY:** Available daily at Patriots.com.

**PATRIOTS THIS Week:** Insider information. Passionate debate. Timely analysis. That's what "Patriots This Week" delivers. The show, hosted by Bob Socci with former Patriots Scott Zolak and Matt Chatham, is a fast-paced, half-hour of football talk. From breaking down the previous contest to game planning the next opponent, there's no better way to get ready for football than "Patriots This Week" — every Friday night at 10:30 p.m. on Comcast SportsNet

## PATRIOTS.COM

### NEWS

Patriots.com features daily updates and exclusive content from the writers of Patriots Football Weekly, offering everything from breaking news to player features and the popular "Ask PFV" postings.

### VIDEO

The first professional sports team website to offer streaming video provides Patriots fans with a variety of exclusive video content. Visitors can choose their channel and watch exclusive video from news to cheerleaders. Patriots.com also features video of every Patriots press conference, including postgame press conferences and Coach Belichick's weekday media updates.

### AUDIO

Patriots Web Radio programming is available exclusively on Patriots.com beginning at noon each day, Monday through Friday. Kicking off the programming lineup is PFW In Progress, a daily online program that features candid commentary from the writers of Patriots Football Weekly. Following PFW In Progress is Patriots Playbook, hosted by John Rooke, featuring items from around the NFL. Fantasy Football Champs and Football Nation round out the Patriots.com radio lineup. Patriots.com also offers streaming audio of every Patriots press conference, as well as archives of Patriots.com Radio shows and exclusive podcasts.

## PATRIOTS MONDAY ON WEEI

WEEI Sports Radio broadcasts Patriots Monday each week, offering fans unique insight and analysis from Coach Belichick and Tom Brady in addition to other Patriots players. WEEI will broadcast Patriots Monday live from Gillette Stadium each Monday, kicking off with Dennis & Callahan at 6 a.m.

## PATRIOTS FRIDAY ON WAAF

WAAF broadcasts Patriots Friday each week, offering fans a look ahead at the weekend's game, match ups and rivalries. Various Patriots players will be featured on air. WAAF will broadcast Patriots Fridays each week throughout the season with Greg Hill from the Hill-Man Morning Radio Show.

## 98.5 THE SPORTS HUB PATRIOTS RADIO NETWORK

98.5 The Sports Hub is the Patriots' flagship station, broadcasting every Patriots game across its FM radio network and featuring broadcasting duo Bob Socci and Scott Zolak. Three hours prior to kickoff, during halftime and after the game, Marc Bertrand and Chris Gasper will be serving up all the pregame and postgame news and notes, including live sound from the postgame press conferences.



### FLAGSHIP STATION

WBZ-FM...Boston	98.5 FM
<b>Massachusetts</b>	
WBZ-FM...Boston	98.5 FM
WAQY...Springfield	102.1 FM
WBEC...Pittsfield	1420 AM
WPKZ...Fitchburg	1280 AM
WNAW...North Adams	1230 AM
WBSM...New Bedford	1420 AM
WPVQ...Greenfield	95.3 FM
WSAR...Fall River	1480 AM
WVFX...Worcester	100.1 FM
WXTK...Hyannis	95.1 FM
WMRC...Milford	1490 AM
<b>Maine</b>	
WBLM...Portland	102.9 FM
WEBB...Augusta	98.5 FM
WEZQ...Bangor	92.9 FM
WEGP...Presque Isle	1390 AM

### Connecticut

WTIC...Hartford	1080 AM
WINY...Putnam	1350 AM
WMOS...New London	102.3 FM
WGCH...Greenwich	1490 AM
WINE...Brookfield	940 AM

### New Hampshire

WFNQ...Nashua	106.3 FM
WPKQ...North Conway	103.7 FM
WSAK...Hampton	102.1 FM
WSHK...Portsmouth/Dover	105.3 FM
WNNH...Concord	99.1 FM
WLNH...Laconia	98.3 FM
WEMJ...Laconia	1490 AM
WINQ...Keene	98.7 FM
WXXX...Lebanon	100.5 FM

### Vermont

WCPV...Burlington	101.3 FM
WDVT...Rutland	94.5 FM
WIKE...Newport	1490 AM
WKVT...Brattleboro	92.7 FM
WRFK...Barre/Montpelier	107.1 FM
WSTJ...St. Johnsbury	1340 AM

### Rhode Island

WPRO...Providence	630 AM
WEAN...Providence	99.7 FM

### New York

WINU...Albany	104.9 FM
WENU...Glens Falls	1410 AM
WHTK...Rochester	1280 AM





# WINNINGEST PRO SPORTS TEAM SINCE 1994

## PATRIOTS ARE SECOND WINNINGEST PRO SPORTS FRANCHISE SINCE 1994

Since the 1994 season, the Patriots have won 68.9 percent of their regular season games (241-109), compiling the highest winning percentage in major American professional sports over that period. Since 1994, there have been 145 franchises that have fielded teams in the five major American sports leagues (NFL, MLB, NBA, NHL and MLS).

## HIGHEST WINNING PERCENTAGE IN MAJOR AMERICAN PROFESSIONAL SPORTS, 1994-PRESENT

(Regular Season – Includes National Football League, Major League Baseball, National Basketball Association, National Hockey League and Major League Soccer)

Records updated through games of December 21, 2015

Rk	Team	Lg	W	L	T/OTL	Pct.
1	<b>New England Patriots</b>	<b>NFL</b>	<b>241</b>	<b>109</b>	<b>0</b>	<b>0.689</b>
2	San Antonio Spurs	NBA	1170	533	0	0.687
3	Detroit Red Wings	NHL	939	437	229	0.656
4	Green Bay Packers	NFL	226	123	1	0.647
5	Pittsburgh Steelers	NFL	220	129	1	0.630
6	Denver Broncos	NFL	213	137	0	0.609
7	Los Angeles Lakers	NBA	1031	670	0	0.606
8	Indianapolis Colts	NFL	211	139	0	0.603
9	New Jersey Devils	NHL	850	535	221	0.598
10	Seattle Sounders FC	MLS	109	67	54	0.591
11	Dallas Stars	NHL	838	549	219	0.590
12	New York Yankees	MLB	2057	1436	0	0.589
13	Philadelphia Flyers	NHL	802	543	248	0.581
13	Colorado Avalanche/Quebec Nordiques	NHL	831	570	206	0.581
15	Utah Jazz	NBA	985	715	0	0.579
16	Dallas Mavericks	NBA	978	723	0	0.575
17	Miami Heat	NBA	965	725	0	0.571
17	St. Louis Blues	NHL	803	576	227	0.571
17	Oklahoma City/Seattle Thunder	NBA	971	731	0	0.571
20	Los Angeles Galaxy	MLS	295	210	123	0.568
21	<b>Boston Bruins</b>	<b>NHL</b>	<b>785</b>	<b>572</b>	<b>247</b>	<b>0.566</b>
21	Phoenix Suns	NBA	965	739	0	0.566
23	Atlanta Braves	MLB	1972	1524	0	0.564
24	Pittsburgh Penguins	NHL	804	606	194	0.562
24	San Jose Sharks	NHL	792	594	219	0.562
26	Houston Rockets	NBA	953	750	0	0.560
27	Vancouver Canucks	NHL	780	597	230	0.557
28	Indiana Pacers	NBA	944	756	0	0.555
29	Ottawa Senators	NHL	777	606	223	0.553
30	Washington Capitals	NHL	777	609	218	0.552
30	Philadelphia Eagles	NFL	192	156	1	0.552
32	Nashville Predators	NHL	621	505	176	0.545
33	<b>Boston Red Sox</b>	<b>MLB</b>	<b>1903</b>	<b>1595</b>	<b>0</b>	<b>0.544</b>
34	St. Louis Cardinals	MLB	1898	1597	0	0.543
35	Baltimore Ravens	NFL	172	145	1	0.542
36	Montreal Canadiens	NHL	759	626	222	0.541
37	Minnesota Wild	NHL	537	445	164	0.540
38	Chicago Blackhawks	NHL	744	620	234	0.539
39	Portland TrailBlazers	NBA	917	787	0	0.538
39	Anaheim Ducks	NHL	752	630	222	0.538
39	New York Rangers	NHL	763	642	202	0.538
42	San Francisco 49ers	NFL	187	162	1	0.536
43	Seattle Seahawks	NFL	187	163	0	0.534
44	Los Angeles Dodgers	MLB	1862	1635	0	0.532
45	Dallas Cowboys	NFL	186	164	0	0.531
46	Minnesota Vikings	NFL	185	164	1	0.530
46	Houston Dynamo	MLS	123	104	95	0.530
48	Los Angeles/Anaheim/CA Angels	MLB	1850	1649	0	0.529
49	Buffalo Sabres	NHL	739	652	215	0.527
49	Chicago Fire	MLS	230	200	135	0.527

**NOTES:** This analysis uses NFL rules when calculating winning percentage, counting ties as a half-win and a half-loss. For NHL teams, overtime losses (OTL) and ties from 2001-2004 (the NHL abolished ties in 2005-2006 and instituted a shootout system) are counted as ties when calculating winning percentage.

*\*The Miami Fusion were contracted following the 2001 MLS season.*

## HIGHEST WINNING PERCENTAGE AMONG BOSTON-AREA MAJOR PROFESSIONAL SPORTS TEAMS, 1994-PRESENT

(Rankings listed below are each team's overall ranking among the 145 major American pro sports teams)

Records updated through games of December 21, 2015

Rank	Team	Lg	W	L	T/OTL	Pct.
1	<b>New England Patriots</b>	<b>NFL</b>	<b>241</b>	<b>109</b>	<b>0</b>	<b>0.689</b>
21	Boston Bruins	NHL	785	572	247	0.566
32	Boston Red Sox	MLB	1903	1595	0	0.544
87	Boston Celtics	NBA	834	867	0	0.490
99	New England Revolution	MLS	239	267	123	0.478