

**WEEK 14****#NEvsHOU****Houston Texans (6-6) vs. New England Patriots (10-2)**

Sunday, Dec. 13, 2015 • 7:30 p.m. CT • NRG Stadium (71,795) • Houston, Texas

**ON
AIR**

NBC (KPRC, Ch. 2 locally)

Al Michaels	Play-By-Play
Cris Collinsworth	Color Analyst
Michele Tafoya	Sideline



Westwood One Sports

Kevin Kugler	Play-By-Play
James Lofton	Color Analyst



SportsRadio610 (610AM, 100.3FM)

Marc Vandermeer	Play-By-Play
Andre Ware	Color Analyst
John Harris	Sideline



ESPN Deportes Houston (1180AM)

Enrique Vasquez	Play-By-Play
Gustavo Rangel	Color Analyst

TEXANS HOST PATRIOTS ON SUNDAY NIGHT FOOTBALL

The Houston Texans (6-6) take on the New England Patriots (10-2) on Battle Red Day presented by Halliburton this Sunday at NRG Stadium. The game will be featured on NBC's Sunday Night Football as kickoff is scheduled for 7:30 p.m. CT.



#BattleRedDay

Houston is coming off a 30-21 loss to the Buffalo Bills, which snapped a four-game winning streak. In the loss, Texans QB **Brian Hoyer** completed 26-of-43 passes for 293 yards, three touchdowns, one interception, and a 94.4 passer rating. It was Hoyer's seventh multi-touchdown game of the season and 11th in his career. Hoyer also tied former Texans QB Matt Schaub (2009) for the most three-touchdown games in a season with his third of 2015. WR **DeAndre Hopkins** continued his impressive season by scoring his 10th touchdown of the year, which set a franchise record for receiving touchdowns in a single season.

Defensively, Houston is led by DE **J.J. Watt**, who currently leads the NFL in sacks (13.5), tackles for loss (24) and quarterback hits (42). Watt, who was named AFC Defensive Player of the Month for November, has recorded more tackles, sacks, quarterback hits, and tackles for loss than he did through the first 12 games in 2014, when he was named the first unanimous Associated Press Defensive Player of the Year in NFL history.

The Patriots enter Sunday's matchup in Houston on a two-game losing streak after a 35-28 loss to the Philadelphia Eagles last week. Patriots QB Tom Brady was 29-for-56 for 312 yards, three touchdowns, two interceptions and a 71.4 passer rating on Sunday. In the loss, the Patriots did welcome back two key players from injury: WR Danny Amendola, who recorded seven receptions for 62 yards and a touchdown, and LB Jamie Collins, who had eight tackles, a forced fumble and a pass defended in his first game since October 29.

The Texans hold a 1-4 regular season record against the Patriots, including a 1-2 mark at home, since the series began in 2003. Houston has scored 28-or-more points in three of the last four matchups with New England, with their lone win coming on Jan. 3, 2010. Houston is 14-14 against the AFC East all-time, including 1-2 this season. The Texans are also 2-6 all-time on Sunday Night Football.

MEDIA WORKROOM WIRELESS INTERNET

SSID: TX-Media2015

Network Key: media2015

MEDIA SCHEDULE, DEC. 8 - 13**TUESDAY, DEC. 8**

No Availability

WEDNESDAY, DEC. 9

8:00 a.m.	Patriots Head Coach Bill Belichick Conference Call
10:45 a.m.	Patriots DB Devin McCourty Conference Call
10:50 a.m.	Shooting portion of practice begins
12:30 p.m. (approx.)	Head Coach Bill O'Brien and Offensive Coordinator George Godsey available in Media Workroom
12:45 p.m. (approx.)	Open Locker Room
1:20 p.m. (approx.)	DE J.J. Watt available in Media Workroom

THURSDAY, DEC. 10

10:50 a.m.	Shooting portion of practice begins
12:30 p.m. (approx.)	Head Coach Bill O'Brien and Defensive Coordinator Romeo Crennel available in Media Workroom
12:45 p.m. (approx.)	Open Locker Room

FRIDAY, DEC. 11

11:25 a.m.	Shooting portion of practice begins
12:45 p.m. (approx.)	Head Coach Bill O'Brien available in Media Workroom
1:00 p.m. (approx.)	Open Locker Room

SATURDAY, DEC. 12

No Availability

SUNDAY, DEC. 13

7:30 p.m. Kickoff vs. New England Patriots (NRG Stadium)

All times CT

FOR TEXANS NEWS...**TEXANS MEDIA SITE**

Credentials
Transcripts
Weekly Release
Media Guide
<http://media.houstontexans.com>

TEXANS FTP SITE

Audio Clips
Video Clips
<ftp1.houstontexans.com>
Username: texmedia
Password: 2015media

SCHEDULE / MEDIA INFORMATION

WEEK 14 • HOUSTON TEXANS vs. NEW ENGLAND PATRIOTS

TABLE OF CONTENTS

Game Preview / Media Schedule	1
Texans Schedule / Media Information	2
Texans Notes	3-11
Bill O'Brien Transcripts	12
The Head Coaches	13
Matchup Notes	14-15
Connections	16
The Last Time They Met	17
Texans Executive VP and General Manager Rick Smith	18
Player Quick Notes	19-21
DeAndre Hopkins Notes	22-23
Offense / Special Teams Notes	24
Defensive Player Notes	25
J.J. Watt Notes	26-29
Shane Lechler Notes	30
2015 Schedule Notes	31
Texans TV and Radio	32-33
Media Information	34-35
2015 Regular Season Statistics	36-37
2015 NFL Standings / Weekly Schedule	38
Transactions	39-40
Alphabetical & Numerical Rosters	41-42
Participation	43
Starters/Inactives/Captains	44
Roster By Position	45
How The Texans Were Built	46
Unofficial Depth Chart	47

CREDENTIAL REQUESTS

For all credential requests, please log on to <http://media.houstontexans.com> and click on the 'Credentials' tab on the left side of the page.

Please contact Communications Intern **Ellie Pardee** at ellie.pardee@houstontexans.com or (832) 667-2085 with any questions or concerns.

INTERVIEWS

All interview requests for Houston Texans executives, coaches and players should go through the Texans Communications Department.

For media requesting Texans players, please send your request to **Brett Maikowski** at brett.maikowski@houstontexans.com or call his office phone at (832) 667-2037.

Requests for Founder, Chairman and Chief Executive Officer **Bob McNair** and Executive Vice President of Football Operations and General Manager **Rick Smith** should be sent to the attention of Senior Director of Communications **Kevin Cooper**. His e-mail address is kevin.cooper@houstontexans.com and office phone is (832) 667-2035.

Requests for Head Coach **Bill O'Brien** should be sent to the attention of Director of Corporate Communications **Amy Palcic** at amy.palcic@houstontexans.com or 832-667-2220.

HOUSTON TEXANS MEDIA GUIDE

The complete 2015 Houston Texans Media Guide is available online at <http://media.houstontexans.com>. Printed versions of the media guide are available on a case-by-case basis.

The weekly game release, player bios and record books are updated weekly during the season and are electronically distributed to media, as well as made available online on the Houston Texans media website.

2015 HOUSTON TEXANS SCHEDULE

PRESEASON (2-2)

Day	Date	Opponent	TV	Result
Sat.	Aug. 15	SAN FRANCISCO 49ERS	KTRK	W, 23-10
Sat.	Aug. 22	DENVER BRONCOS	KTRK	L, 14-10
Sun.	Aug. 30	at New Orleans Saints#	FOX	W, 27-13
Thurs.	Sept. 3	at Dallas Cowboys	KTRK	L, 21-14

REGULAR SEASON (6-6)

Day	Date	Opponent	TV	Time/Result
Sun.	Sept. 13	KANSAS CITY CHIEFS	CBS	L, 27-20
Sun.	Sept. 20	at Carolina Panthers	CBS	L, 24-17
Sun.	Sept. 27	TAMPA BAY BUCCANEERS	FOX	W, 19-9
Sun.	Oct. 4	at Atlanta Falcons	CBS	L, 48-21
Thurs.	Oct. 8	INDIANAPOLIS COLTS#	CBS/NFLN	L, 27-20
Sun.	Oct. 18	at Jacksonville Jaguars	CBS	W, 31-20
Sun.	Oct. 25	at Miami Dolphins	CBS	L, 44-26
Sun.	Nov. 1	TENNESSEE TITANS	CBS	W, 20-6
Sun.	Nov. 8	BYE		
Mon.	Nov. 16	at Cincinnati Bengals#	ESPN	W, 10-6
Sun.	Nov. 22	NEW YORK JETS	CBS	W, 24-17
Sun.	Nov. 29	NEW ORLEANS SAINTS	FOX	W, 24-6
Sun.	Dec. 6	at Buffalo Bills	CBS	L, 30-21
Sun.	Dec. 13	NEW ENGLAND PATRIOTS	NBC	7:30 p.m.
Sun.	Dec. 20	at Indianapolis Colts	CBS	Noon
Sun.	Dec. 27	at Tennessee Titans	CBS	Noon
Sun.	Jan. 3	JACKSONVILLE JAGUARS	CBS	Noon

* *Italics indicates games subject to flex scheduling*

Home games in **BOLD CAPS**

All kickoff times Central; # - Televised Nationally

All games are broadcasted live on Texans Radio on 610 AM, 100.3 The Bull and in Spanish on ESPN Deportes 1180 AM

POSTSEASON

Sat.-Sun.	Jan. 9-10	AFC and NFC Wild Card Playoffs
Sat.-Sun.	Jan. 16-17	AFC and NFC Divisional Playoffs
Sun.	Jan. 24	AFC and NFC Championship Games
Sun.	Jan. 31	NFL Pro Bowl
Sun.	Feb. 7	Super Bowl 50, Levi's Stadium, Santa Clara, Calif. (CBS)

PREGAME / HALFTIME ENTERTAINMENT

BATTLE RED DAY
Presented by Halliburton
#BattleRedDay

Texas Flag Holders: Battle Red Ladies presented by Palais Royal

Homefield Advantage Team Captain: Two-time Gold Glove Award winner, 2015 MLB All-Star and Cy Young Award winner Houston Astros Pitcher #60 Dallas Keuchel

National Anthem: Country recording artist and songwriter from Baytown, Texas, **RaeLynn**

Color Guard: United States Marines

Coin Toss: Chairman, President and CEO of Halliburton, **Dave Lesar**

Halftime: Voted National Act of the Year a record-breaking six times and now Las Vegas headliners, **Recycled Percussion**, featuring a performance by the Houston Texans Cheerleaders

WHAT TO LOOK FOR THIS WEEK

THE HOUSTON TEXANS

- Can improve to 7-6 this season
- Can improve to 2-4 overall and 2-2 at home all-time against the Patriots
- Can win their first game against the Patriots since Jan. 3, 2010
- Can improve to 2-2 against the AFC East in 2015 and 15-14 all-time

HEAD COACH BILL O'BRIEN

- Can improve his record to 16-13 overall and 10-5 at home
- Can earn his first career win over the Patriots

RB ALFRED BLUE

- Needs one rushing touchdown to set a single-season career-high (two in 2014)
- Needs one receiving touchdown to set a single-season career-high (one in 2014)
- Needs a 100-yard rushing game to pass Ron Dayne (two) for sole possession of the fifth-most career 100-yard rushing games in team history

ILB BRIAN CUSHING

- Needs 1.0 sack to tie and 1.5 to pass Jason Babin (13.0) for the eighth-most career sacks in team history
- Needs 2.5 sacks to tie and 3.0 to pass Brooks Reed (14.5) for the seventh-most career sacks in team history
- Needs 3.0 sacks to tie and 3.5 to pass Kailee Wong (15.0) for the sixth-most career sacks in team history

WR DeANDRE HOPKINS

- Needs 42 receiving yards to set a new single-season career-high (1,210 in 2014)
- Needs one reception to pass Johnson (86 in 2010) for the sixth-most receptions in a single season in team history
- Needs 42 yards to pass himself (1,210 in 2014) for the sixth-most and 48 yards to pass Johnson (1,216 in 2010) for the fifth-most receiving yards in a single season in team history
- Needs one multiple-touchdown game to pass Owen Daniels (four) for the second-most career multi-touchdown games in team history
- Needs one multiple-touchdown game to pass Andre Johnson (3 in 2009) for the most multi-touchdown games in a single season in team history
- Can record a reception in his 45th straight game
- Can extend his streak of consecutive regular season games started to 45, which ranks second among all active NFL wide receivers

QB BRIAN HOYER

- Needs one game with 3-or-more passing touchdowns to pass Matt Schaub (three in 2009) for the most such games in a season in franchise history
- Needs one game with over a 100.0 passer rating to tie Matt Schaub (5 in 2008, '10, '11) for the third-most such games in a season in team history
- Needs four passing touchdowns to tie and five to pass Matt Schaub (22 in 2012) for the third-most passing touchdowns in a single season in team history

CB KAREEM JACKSON

- Needs two passes defended to tie and three to pass Marcus Coleman for the third-most career passes defended in team history
- Needs one interception to tie Johnathan Joseph (12) for the second-most career interceptions in team history

CB KEVIN JOHNSON

- Need one passes defended to tie Brian Cushing (10 in 2009) and Kareem Jackson (10 in 2010) for the fourth-most by a rookie in team history
- Needs two passes defended to tie Glover Quin (11 in 2009) for the third-most by a rookie in team history

C BEN JONES

- Can extend his streak of consecutive games played to 61, which is the second-longest active streak among NFL centers

CB JOHNATHAN JOSEPH

- Needs one interception to tie and two to pass Dunta Robinson (13) for the most career interceptions in team history

P SHANE LECHLER

- Needs 274 punting yards to become the third player in NFL history to reach 60,000 career punting yards
- Needs one game played to tie Mike Kenn (251) for the 36th-most career games played in NFL history
- Can extend his streak of consecutive games played to 219, which leads all active NFL players

OLB WHITNEY MERCILUS

- Needs 1.0 sack to set a single-season career-high, surpassing his previous high of 7.0 in 2013

K NICK NOVAK

- Needs seven points scored to reach 600 for his career

WR JAELEN STRONG

- Needs one receiving touchdown to pass DeAndre Hopkins (two) for the third-most receiving touchdowns by a rookie in team history
- Needs two receiving touchdowns to tie and three to pass Andre Johnson (four) for the second-most receiving touchdowns by a rookie in team history
- Needs three receiving touchdowns to tie and four to pass Owen Daniels (five) for the most receiving touchdowns by a rookie in team history

DE J.J. WATT

- Needs 1.5 sacks to record his third 15.0-sack season, which would tie for the second-most career 15.0-sack seasons in NFL history
- Needs one 2.0-sack game to reach six for the season, which would tie the franchise single-season record (Watt, 6 in 2012 & 2014) and would tie for the third-most in a season in the NFL since 1982
- Needs one 2.0-sack game to tie Simon Fletcher, Dwight Freeney, Charles Haley, Sean Jones, Leslie O'Neal, Greg Townsend and Bryant Young for the 22nd-most career multiple-sack games in the NFL since 1982
- Needs eight quarterback hits to post his second straight season with 50-or-more quarterback hits
- Needs 10 quarterback hits to set a new single-season career-high (51 in 2014)
- Can extend his streak of consecutive regular season games started to 77, which ranks third among active NFL defensive ends

TEXANS NOTES

WEEK 14 • HOUSTON TEXANS vs. NEW ENGLAND PATRIOTS

TURNING A CORNER

The Texans are 4-1 in their last five games and have shown major improvements from the first half of the season during that span.

Since Week 8, the Texans defense ranks first in the NFL in total net yards allowed per game (278.4) and net passing yards allowed per game (185.0), while ranking second in points allowed per game (13.0) and tied for fifth in turnover margin (plus-4). In addition, the team has only committed four turnovers in that timeframe, which ranks tied for fourth in the league.

TEXANS FIRST 7 GAMES vs. LAST 5 GAMES, STAT COMPARISON

First 7 games	Stat	Last 5 games
2-5	Record	4-1
-5	Turnover margin	+4
6	Takeaways	8
11	Giveaways	4
28.4	Points allowed/game	13.0
370.9	Net yards allowed/game	278.4
242.0	Net pass yards allowed/game	185.0
128.9	Net rush yards allowed/game	93.4
13.0	Defensive sacks	17.0

CLIMBING THE CHARTS



HOPKINS

Through 12 games in 2015, WR DeAndre Hopkins already ranks in the top 10 receiving seasons in franchise history. He has the most touchdowns in a season (10), and ranks tied for sixth in receptions (86) and seventh in receiving yards (1,169).

MOST REC. TOUCHDOWNS IN A SEASON, TEXANS HISTORY

Rk	Player	Season	Rec. TDs
1	DeAndre Hopkins	2015	10
2	Andre Johnson	2009	9
3t	Four occasions		8

MOST RECEPTIONS IN A SEASON, TEXANS HISTORY

Rk	Player	Season	Rec.
1	Andre Johnson	2008	115
2	Andre Johnson	2012	112
3	Andre Johnson	2013	109
4	Andre Johnson	2006	103
5	Andre Johnson	2009	101
6t	DeAndre Hopkins	2015	86
6t	Andre Johnson	2010	86

MOST RECEIVING YARDS IN A SEASON, TEXANS HISTORY

Rk	Player	Season	Rec. Yds
1	Andre Johnson	2012	1,598
2	Andre Johnson	2008	1,575
3	Andre Johnson	2009	1,569
4	Andre Johnson	2013	1,407
5	Andre Johnson	2010	1,216
6	DeAndre Hopkins	2014	1,210
7	DeAndre Hopkins	2015	1,169

FINDING THE END ZONE



HOYER

QB Brian Hoyer has thrown for the fourth-most touchdowns in a single season in Texans history. In Week 13 at Buffalo (12/6), he posted his third game with three-or-more passing touchdowns, which tied the franchise record for the most such games in a season. He has also thrown for multiple touchdowns in seven games in 2015, which ranks third in team history.

From Weeks 4-8, Hoyer completed 111-of-181 pass attempts (61.3%) for 1,345 yards, 12 touchdowns, two interceptions and a 101.6 passer rating. In each game, he passed for two-or-more touchdowns and recorded over a 100.0 passer rating in four of those contests. His touchdown total over that span ranked fourth in the NFL, while his passer rating ranked sixth.

In Week 8, Hoyer threw for two-or-more passing touchdowns in his fifth straight game, setting a franchise record. From Weeks 6-7, he became the third player in franchise history to throw for three-plus touchdowns in back-to-back games.

MOST PASSING TDs IN A SEASON, TEXANS HISTORY

Player	Season	Pass TDs
Matt Schaub	2009	29
Matt Schaub	2010	24
Matt Schaub	2012	22
Brian Hoyer	2015	18
Ryan Fitzpatrick	2014	17

MOST GAMES WITH 3-OR-MORE PASSING TDs IN A SEASON, TEXANS HISTORY

Player	Season	Games
Brian Hoyer	2015	3
Matt Schaub	2009	3
Six other occasions		2

MOST GAMES WITH 2-OR-MORE PASSING TDs IN A SEASON, TEXANS HISTORY

Player	Season	Games
Matt Schaub	2009	10
Matt Schaub	2010	8
Brian Hoyer	2015	7
Matt Schaub	2012	6

MOST CONSECUTIVE GAMES WITH 2-PLUS PASSING TDs, TEXANS HISTORY

Player	Season, Weeks	Games
Brian Hoyer	2015, Weeks 4-8	5
Matt Schaub	2010, Weeks 12-15	4
Matt Schaub	2009, Weeks 5-7	3

TEXANS NOTES

WEEK 14 • HOUSTON TEXANS vs. NEW ENGLAND PATRIOTS

AT AN EARLY AGE

WR DeAndre Hopkins has registered 214 receptions for 3,181 yards and 18 touchdowns in 44 career games since joining the Texans as a first-round draft pick in 2013.

In Week 11 against the New York Jets (11/22), Hopkins became the third-youngest player in NFL history to reach 200 career catches and 3,000 career receiving yards, doing so when he was 23 years, 169 days old.

Below are the only two players in NFL history who accomplished those feats at a younger age than Hopkins:

YOUNGEST NFL PLAYERS TO REACH 200 CAREER CATCHES

Larry Fitzgerald (Arizona, 2004-06) - 23 years, 87 days old
David Boston (Arizona, 1999-2001) - 23 years, 126 days old
DeAndre Hopkins (Houston, 2013-15) - 23 years, 169 days old

YOUNGEST NFL PLAYERS TO REACH 3,000 CAREER REC. YARDS

Larry Fitzgerald (Arizona, 2004-06) - 23 years, 108 days old
David Boston (Arizona, 1999-2001) - 23 years, 118 days old
DeAndre Hopkins (Houston, 2013-15) - 23 years, 169 days old

Hopkins also reached each of those milestones in the fewest amount of games played in Texans history, doing so in his 42nd career game. Andre Johnson held the previous record to 200 catches at 43 games, while it took Johnson 48 games to reach 3,000 yards receiving.

NOT YOUR AVERAGE JOE

WR DeAndre Hopkins holds the best career yards per catch average in franchise history at 14.9, bettering Andre Johnson's mark of 13.4 yards per reception from 2003-14.

HIGHEST CAREER RECEIVING AVERAGE, TEXANS HISTORY (MIN. 200 RECEPTIONS)

Rk	Player	Years	Rec.	Yds.	Avg.
1	DeAndre Hopkins	2013-15	214	3,181	14.9
2	Andre Johnson	2003-14	1,012	13,597	13.4
3	Kevin Walter	2006-12	326	4,083	12.5
4	Owen Daniels	2006-13	385	4,617	12.0
5	Arian Foster	2009-15	249	2,268	9.1

NOW AND THEN

Through the first 12 games of this season, DE J.J. Watt has recorded more tackles, sacks, quarterback hits and tackles for loss than he did through the first 12 games of the 2014 campaign, when he was named the first unanimous Associated Press Defensive Player of the Year in NFL history.

J.J. WATT THROUGH 12 GAMES IN 2014 & 2015

2014	Stat	2015
54	Tackles	59
11.5	Sacks	13.5
36	Quarterback Hits	41
16	Tackles for Loss	24
3	Forced Fumbles	1
8	Passes Defensed	5

SACK STREAK



WATT

In Week 11 against the New York Jets (11/22), DE J.J. Watt recorded his fourth straight 10.0-sack season, which is the longest active streak in the NFL. Three other players (Justin Houston, Robert Quinn, Mario Williams) have posted three consecutive 10.0-sack seasons.

Watt recorded a five-game sack streak from Weeks 7-12, which tied for the third-longest streak in Texans history.

Watt had a sack in a franchise-record seven consecutive games from Week 13 of the 2014 campaign to Week 2 of this year. He posted multiple sacks in five of those games for a total of 14.0 quarterback take-downs. Over those seven games, no NFL player registered more sacks than Watt.

LONGEST ACTIVE 10.0-SACK SEASONS, NFL

Rk	Player	Team	Seasons	Total Sks
1	J.J. Watt	Houston	4, 2012-15	65.0
2t	Justin Houston	Kansas City	3, 2012-14	43.0
2t	Robert Quinn	St. Louis	3, 2012-14	40.0
2t	Mario Williams	Buffalo	3, 2012-14	38.0

MOST CONSECUTIVE GAMES WITH A SACK, TEXANS HISTORY

Player	Start	End	Games	Sacks
J.J. Watt	Week 13, 2014	Week 2, 2015	7	14.0
Mario Williams	Week 11, 2007	Week 16, 2007	6	10.0
J.J. Watt	Week 7, 2015	Week 12, 2015	5	9.5
J.J. Watt	Week 6, 2014	Week 11, 2014	5	7.5
J.J. Watt	Week 7, 2013	Week 12, 2013	5	6.0
J.J. Watt	Week 2, 2012	Week 6, 2012	5	9.0

LEADING THE LEAGUE

Through Week 13, DE J.J. Watt leads the NFL in sacks (13.5), tackles for loss (24) and quarterback hits (42). He has posted five multiple-sack games, which also leads the league.

MOST SACKS IN THE NFL, 2015

Rk	Player	Team	Sacks
1	J.J. Watt	Houston	13.5
2	Ezekiel Ansah	Detroit	12.5
3	Chandler Jones	New England	10.5

MOST MULTIPLE-SACK GAMES IN THE NFL, 2015

Rk	Player	Team	Games
1	J.J. Watt	Houston	5
2t	Chandler Jones	New England	3
2t	Khalil Mack	Oakland	3

MOST TACKLES FOR LOSS IN THE NFL, 2015

Rk	Player	Team	TFLs
1	J.J. Watt	Houston	24
2	Aaron Donald	St. Louis	16
3t	Khalil Mack	Oakland	15
3t	Michael Bennett	Seattle	15

MOST QUARTERBACK HITS IN THE NFL, 2015

Rk	Player	Team	QBHs
1	J.J. Watt	Houston	42
2t	Carlos Dunlap	Cincinnati	26
2t	Ezekiel Ansah	Detroit	26
4	Von Miller	Denver	25

TEXANS NOTES

WEEK 14 • HOUSTON TEXANS vs. NEW ENGLAND PATRIOTS

WATCH ME WHIT, WATCH ME J.J.

In Week 8 against Tennessee (11/1), the Texans tied a single-game franchise record with 7.0 sacks as a team. Houston sacked Tennessee QB Zach Mettenberger on 18 percent of his dropbacks, which was the highest percentage in team history. The Texans also recorded 7.0 sacks on Nov. 27, 2011 at Jacksonville and Nov. 27, 2005 against St. Louis.

OLB Whitney Mercilus tallied a career-high 3.5 sacks, while DE J.J. Watt added 2.5 quarterback takedowns, as they became the first pair in Texans history to record at least 2.0 sacks apiece in a game. Watt also added a career-high 10 quarterback hits and his first forced fumble of the season.

MOST SACKS IN A GAME, TEXANS HISTORY

Date	Opponent	Sacks
11/1/15	Tennessee	7.0
11/27/11	at Jacksonville	7.0
11/27/05	St. Louis	7.0
12/2/12	at Tennessee	6.0
12/18/05	Arizona	6.0
12/8/02	at Pittsburgh	6.0

HANG 10



CUSHING

ILB Brian Cushing posted a season-high 13 tackles and his fourth 10-plus tackle game of the season in Week 8 vs. Tennessee (11/1). He has also notched tackle totals of 10, 11 and 12 in 2015. Cushing has 19 career double-digit tackle games and his Week 8 output was his highest since Week 3 at the New York Giants in 2014, when he set a single-game career-high with 17 defensive stops.

Cushing ranks second in franchise history with 560 career tackles (367 solo), behind former Texans ILB DeMeco Ryans, who registered 636 tackles in six seasons (2006-11) with the team.

Cushing's 87 total tackles in 2015 are the third-highest mark of his career and his highest since posting 114 stops in 2011.

GETTING DEFENSIVE

The Texans did not allow a touchdown in 12 consecutive quarters from the third quarter of their Week 7 at Miami (10/25) contest through the second quarter of the Week 11 vs. New York Jets (11/22) matchup. That streak is the second-longest in franchise history.

MOST CONSECUTIVE QUARTERS HOLDING OPPONENTS WITHOUT A TOUCHDOWN, TEXANS HISTORY

Quarters	Start	End
13	vs. IND, 12/12/04	vs. CLE, 1/2/05
12	at MIA, 10/25/15	vs. NYJ, 11/22/15
9	vs. BAL, 10/21/12	at CHI, 11/11/12
8	vs. SEA, 9/29/13	vs. STL, 10/13/13
8	vs. CLE, 12/31/06	vs. KC, 9/9/07

HAL ABOUT THAT



HAL

S Andre Hal has three interceptions in 2015, which is tied for the third-highest single-season total by a safety in Texans history. As a unit, Houston safeties this season have combined for six of the team's 10 interceptions, as Quintin Demps, Rahim Moore and Eddie Pleasant have each added one pick.

In Week 6 at Jacksonville (10/18), Hal caught the first two interceptions of his career and returned one for a 31-yard touchdown. He became only the second player in franchise history to record two picks, while returning one for a touchdown, in a single game, joining CB Aaron Glenn, who scored on two interceptions in a game in 2002.

The last Texans player to notch two picks in a game was CB Kareem Jackson against Baltimore on Dec. 21, 2014.

MOST INTERCEPTIONS BY A SAFETY IN A SEASON, TEXANS HISTORY

Player	Season	INTs
Marcus Coleman	2003	7
Bernard Pollard	2009	4
Andre Hal	2015	3
Troy Nolan	2010	3
Glover Quin	2010	3

ROOKIE CORNERS



JOHNSON

CB Kevin Johnson ranks second on the team with nine passes defended. That total also ranks tied for fourth among NFL rookies in 2015 and is the sixth-highest mark in franchise history by a rookie.

MOST PASSES DEFENSED, NFL ROOKIES, 2015

Rk	Player	Team	PDs
1	Ronald Darby	Buffalo	19
2	Marcus Peters	Kansas City	18
3	Damarious Randall	Green Bay	12
4t	Kevin Johnson	Houston	9
4t	Kwon Alexander	Tampa Bay	9

MOST PASSES DEFENSED BY A ROOKIE, TEXANS HISTORY

Rk	Player	Season	PDs
1	Dunta Robinson	2004	19
2	Fred Bennett	2007	14
3	Glover Quin	2009	11
4t	Brian Cushing	2009	10
4t	Kareem Jackson	2010	10
6	Kevin Johnson	2015	9

TWO STRONG

WR Jaelen Strong became the first player in Texans history to score two receiving touchdowns in his first career game in Week 5 against Indianapolis (10/8). He also became the third player in team history to score two receiving touchdowns in a game as a rookie (Andre Johnson, 2003 and Owen Daniels, 2006). Strong is the first NFL player since Jaguars WR Allen Hurns in Week 1 of 2014 to catch two touchdowns on his first two receptions in his first career game.

For the game, Strong caught a 42-yard Hail Mary touchdown pass from QB Brian Hoyer as time expired in the first half, which marked his first career reception. He then scored on an 11-yard pass from Hoyer in the third quarter, giving him a total of two catches for 53 yards and two touchdowns.

THE PERFECT PASSER



SHORTS III

WR Cecil Shorts III threw a 21-yard touchdown pass to RB Alfred Blue in Houston's Week 11 contest against the New York Jets (11/22). It was his second career passing touchdown and third career pass in the NFL. For his five-year career with Jacksonville (2011-14) and Houston (2015), Shorts has completed 3-of-3 attempts for 53 yards, two touchdowns and a perfect 158.3 passer rating.

Coincidentally, his other touchdown pass came against the Texans as a member of the Jaguars in 2014, when he connected with RB Jordan Todman on a 23-yard score.

Shorts began his collegiate career at Mount Union as a quarterback but switched to wide receiver following his sophomore season when WR Pierre Garcon graduated and entered the NFL as a sixth-round draft pick of the Indianapolis Colts in 2008.

ROOKIE RETURNERS

WR Keith Mumphery is averaging 7.7 yards per punt return, which ranks second among all NFL rookies in 2015. He has accumulated 539 combined return yards (punt and kickoff), which is the third-highest mark by a rookie in franchise history.

HIGHEST PUNT RETURN AVERAGE, 2015, NFL ROOKIES

Rk	Player	Team	Ret.	Yds.	Avg.
1	Marcus Murphy	New Orleans	27	255	9.4
2	Keith Mumphery	Houston	29	222	7.7
3	Tyler Lockett	Seattle	32	215	6.7
4	Jamison Crowder	Washington	22	130	5.9

MOST PUNT & KICKOFF RETURN YARDS AS A ROOKIE, TEXANS HISTORY

Rk	Player	Season	Punt	KO	Total
1	Jerome Mathis	2005	68	1,542	1,610
2	Keshawn Martin	2012	267	741	1,008
3	Keith Mumphery	2015	222	338	560
4	Vernand Morency	2005	0	437	437
5	Jacoby Jones	2007	286	78	364

ANOTHER DATE WITH YATES

In Week 10, the Texans defeated the Cincinnati Bengals by a score of 10-6 on Monday Night Football. QB T.J. Yates, who was signed to the active roster less than three weeks prior to the game, entered the contest in the third quarter after QB Brian Hoyer exited due to injury.

On his first possession of the game, Yates led the Texans on a 9-play, 64-yard drive, capped by a 22-yard touchdown pass to WR DeAndre Hopkins in the fourth quarter that proved to be the game-winner.

It marked Yates' third time in his career to lead the Texans to victory against the Bengals, including postseason, dating back to 2011. His first win against Cincinnati clinched the AFC South Division title for Houston on Dec. 11, 2011. The next contest was an AFC Wild Card victory on Jan. 7, 2012, giving the Texans their first postseason win in franchise history.

Below are Yates' stats in his three career games against the Bengals:

T.J. YATES CAREER GAME-BY-GAME STATS VS. CINCINNATI

Date	Result	A-C-I	TD	Yards	Rating
12/11/14	W, 20-19	44-26-1	2	300	85.4
1/7/12	W, 31-10	20-11-0	1	159	97.7
11/16/15	W, 10-6	11-5-0	1	69	96.4
TOTALS	3-0	75-42-1	4	528	90.3

GET OFF THE FIELD

The Houston Texans lead the NFL in third down defense, as opponents have only converted 28.7 percent (45-of-157) of their opportunities in 2015. Opposing teams converted one-third (33.33%) or less of their third downs in eight consecutive games against Houston from Week 13 of 2014 to Week 3 of 2015, which was the longest active streak in the league.

Under Defensive Coordinator Romeo Crennel (2014-15), the Texans rank first in the NFL in third down defense with a 30.9 percentage and have limited opponents to under 33.33 percent on third down in a league-leading 20 games.

Below is a look at how the Texans rank among the rest of the NFL:

LOWEST OPP. 3RD DOWN PERCENTAGE, 2015

Rk	Team	Opp. Conv.	Opp. Att.	Opp. 3rd Down %
1	Houston	45	157	28.7
2	Arizona	50	155	32.3
3	St. Louis	54	167	32.3
4	Seattle	48	148	32.4
5	Denver	54	162	33.3

LOWEST OPP. 3RD DOWN PERCENTAGE, 2014-15

Rk	Team	Opp. Conv.	Opp. Att.	Opp. 3rd Down %
1	Houston	119	375	31.7
2	Buffalo	132	376	35.1
3	Seattle	123	350	35.1
4	Denver	135	384	35.2
5	Kansas City	132	373	35.4

MOST GAMES HOLDING OPP. UNDER 33.33% ON 3RD DOWN, 2014-15

Rk	Team	Games
1	Houston	20
2t	Buffalo	13
2t	Indianapolis	13
2t	Denver	13

LIMITED CONNECTIVITY

Under Defensive Coordinator Romeo Crennel (2014-15), Houston ranks third in the NFL in opponent completion percentage (59.0) and has limited opponents to under 50.0 percent completions in a league-leading seven games.

Below is a look at how the Texans rank among the rest of the NFL:

LOWEST OPP. COMPLETION PERCENTAGE, 2014-15

Rk	Team	Opp. Comp.	Opp. Att.	Opp. Comp. %
1	Kansas City	583	999	58.4
2	Houston	605	1,027	58.9
3	Cleveland	579	982	59.0

MOST GAMES HOLDING OPP. UNDER 50.0 COMP. %, 2014-15

Rk	Team	Games
1	Houston	7
2t	Carolina	4
2t	Indianapolis	4
4	Green Bay	3

TEXANS NOTES

WEEK 14 • HOUSTON TEXANS vs. NEW ENGLAND PATRIOTS

PLAYS FOR DAYS

The Houston Texans have run 864 offensive plays in their first 12 games of the season, which leads the NFL and is the highest total through as many games in franchise history.

In Week 3 against Tampa Bay (9/27), the Texans recorded a season-high 86 offensive plays, 30 more than the Buccaneers (56).

MOST OFFENSIVE PLAYS RUN THROUGH FIRST 12 GAMES, TEXANS HISTORY (According to Pro-Football-Reference.com)

Rk	Year	Off. Plays
1	2015	864
2	2012	846
3	2013	823
4	2011	796
5	2009	781

HOLD THE LINE

From Weeks 2-6, the Texans allowed only 1.0 sack in each of the five games. The total (5.0) in that span ranked as the second-lowest mark in the NFL. The Texans streak of allowing 1.0-or-fewer sacks in five games ranked as the second-longest in team history.

MOST CONSECUTIVE GAMES ALLOWING 1.0-OR-FEWER SACKS, TEXANS HISTORY

Rank	Season, Weeks	Games
1	2014, Weeks 11-16	6
2	2015, Weeks 2-6	5
3t	2012, Weeks 2-5	4
3t	2009, Weeks 14-17	4

FEWEST SACKS ALLOWED IN NFL, WEEKS 2-6

Rank	Team	Sacks Allowed
1	New York Jets	2.0
2	Houston	5.0
3t	Four teams	6.0

MORE IN THE FOURTH

Houston has scored 103 total points in the fourth quarter of games this season, which ranks tied for third in the NFL. The Texans lead the league in fourth quarter point differential at 58, as they have held opponents to only 45 points in the final frame in 2015.

The Texans have scored 21 points in the fourth quarter on two occasions this year, Week 4 at Atlanta (10/4) and Week 6 at Jacksonville (10/18). The only other time in franchise history the Texans have scored 21 fourth-quarter points in two games in a season was in 2009.

MOST POINTS SCORED IN 4TH QUARTER, 2015

Rank	Team	Points
1	New England	110
2	Kansas City	105
3t	Houston	103
3t	Pittsburgh	103

HIGHEST POINT DIFFERENTIAL IN 4TH QUARTER, 2015

Rank	Team	Point Diff.
1	Houston	58
2	Indianapolis	41
3	Green Bay	39

THREE ON THREE

In Week 6 at Jacksonville (10/18), the Texans recorded three interceptions and 3.0 sacks in a game for only the fifth time in franchise history. Below is a list of games in which they have accomplished that feat:

GAMES WITH 3 INTs AND 3 SACKS, TEXANS HISTORY

Date	Opponent	INTs	Sacks
10/18/15	at Jacksonville	3	3.0
11/30/14	Tennessee	3	3.0
11/2/14	Philadelphia	3	4.0
12/2/12	at Tennessee	3	6.0
11/13/11	at Tampa Bay	3	4.0

IRONMEN

The following Texans rank among the top five active players in the NFL at their respective positions for most consecutive games played or started:

MOST CONSECUTIVE GAMES PLAYED, ACTIVE NFL PLAYERS

Position	Player	Cons. GP	Pos. Rank
Punter	Shane Lechler	218	1
Center	Ben Jones	60	2
Defensive End	J.J. Watt	76	T-5

MOST CONSECUTIVE GAMES STARTED, ACTIVE NFL PLAYERS

Position	Player	Cons. GS	Pos. Rank
Wide Receiver	DeAndre Hopkins	44	2
Defensive End	J.J. Watt	76	3
Center	Ben Jones	28	T-5

THROW THE FLAG

Head Coach Bill O'Brien and the Houston Texans have been successful challenging plays in 2015, as they have won three out of five on the year. The team was successful on its first three challenges of the season before losing its first one in Week 3 against Tampa Bay. All five challenges have been on the ruling of a completed catch.

O'Brien holds a career record of 4-6 on challenges after going 1-4 in 2014. Nine of the 10 challenges have been on the ruling of a completed catch.

NO CLOWNEY-ING AROUND



CLOWNEY

OLB Jadeveon Clowney returned to game action in Week 1 against Kansas City (9/13) after not playing in a regular season contest since Week 12 of 2014. In eight of the 10 games he has appeared in this season, he's recorded at least two tackles in addition to one tackle for loss, pass defended or quarterback hit.

Against the Chiefs, Clowney finished with a career-high four tackles (three solo), including one for a loss, and a forced fumble.

The following week at Carolina (9/20), he totaled two tackles and the first two passes defended of his career.

In Week 3 against Tampa Bay (9/27), Clowney posted two tackles (one solo) and his first quarterback hit of the season.

In Week 7 at Miami (10/25), he led the team with a career-high eight tackles (seven solo), including two tackles for loss and his first career sack.

For the year, he has registered 28 tackles (21 solo), six tackles for loss, five quarterback hits, four passes defended, 2.5 sacks and a forced fumble.

TEXANS NOTES

WEEK 14 • HOUSTON TEXANS vs. NEW ENGLAND PATRIOTS

NOT ON 'Q'

S Quintin Demps has totaled 13 interceptions since 2013, which ranks tied for eighth among all NFL safeties during that span. He recorded four picks in 2013 and 2014 and notched his first of the 2015 campaign in Week 3 against Tampa Bay (9/27).

Below is a look at how Demps ranks among NFL safeties in interceptions over the last three seasons:

MOST INTERCEPTIONS BY A SAFETY, SINCE 2013

Rk	Player	Team(s)	INTs
1t	Tashaun Gipson	Cleveland	13
1t	Reggie Nelson	Cincinnati	13
1t	Glover Quin	Detroit	13
4	Rashad Johnson	Arizona	12
5	Mike Adams	Indianapolis	11
6t	Earl Thomas	Seattle	10
6t	Charles Woodson	Oakland	10
8t	Quintin Demps	Houston	9
8t	Kurt Coleman	Phi-KC-Car	9
8t	Antrel Rolle	NYG-Chi	9

BLUE COLLAR

RB Alfred Blue recorded the second-most single-game rushing attempts (31) and rushing yards (139) of his career in Week 3 against Tampa Bay (9/27). The performance marked his second career 100-yard rushing game and first since Nov. 16, 2014 at Cleveland (156). Blue scored his first rushing touchdown of the season and third of his career on a 20-yard rush, which was the longest touchdown run of his career.

FIRST IMPRESSIONS

The Houston Texans have seen production from numerous rookies this season, as 11 have appeared in at least one game, while four have made starts. In addition, three rookies (Covington, Johnson and Mumphery) have played in all 12 games this season. Below is a summary of some of the contributions of this year's rookie class:

NT CHRISTIAN COVINGTON - Appeared in all 12 games and ranks tied for fourth on the team with three tackles for loss. Made his first career sack in Week 10 at Cincinnati (11/16).

CB KEVIN JOHNSON - Appeared in all 12 games, making eight starts, and is second on the team with nine passes defended. Recorded his first career interception and two tackles for loss in Week 8 vs. Tennessee (11/1).

T KENDALL LAMM - Appeared in 11 of 12 games (three starts) and made his first career start in Week 5 against Indianapolis (10/8).

ILB BENARDRICK MCKINNEY - Appeared in 10 games, making seven starts, and recorded 39 tackles (25 solo), three tackles for loss and three special teams stops. Posted a career-high nine tackles, including one for loss, in Week 10 at Cincinnati (11/16).

WR KEITH MUMPHERY - Appeared in all 12 games, making three starts, and caught 14 passes for 129 yards. Ranks second among NFL rookies in punt return average (7.7).

WR JAELEN STRONG - One of two rookies in NFL with a 2-touchdown game. Ranks tied for fifth among NFL rookies with two touchdowns. Tied for third in Texans history for most receiving touchdowns by a rookie.

HOYER'S 300-YARD GAMES

QB Brian Hoyer has thrown for over 300 passing yards on five occasions throughout his career, mostly with the Cleveland Browns in 2013 and 2014. In those games, his team holds a 3-2 record. Below is a list of Hoyer's career 300-yard games and the results of those contests:

BRIAN HOYER'S 300-YARD PASSING GAMES

Date	Passing Yds	Result
11/16/14, Cle vs. Hou	330	L, 23-7
11/23/14, Cle @ Atl	322	W, 26-24
9/22/13, Cle @ Min	321	W, 31-27
10/8/15, Hou vs. Ind	312	L, 27-20
11/2/14, Cle vs. TB	300	W, 22-17

HOYER MAKES FIRST START AS A TEXAN

QB Brian Hoyer made his first regular season start for the Texans in Week 1 against Kansas City (9/13). Hoyer was the 11th quarterback to start for the Texans and only the fourth quarterback in franchise history to start a season opener, joining David Carr (2002-06), Matt Schaub (2007-13) and Ryan Fitzpatrick (2014). Houston is the third team Hoyer has started for in his career.

QUARTERBACK STATS IN FIRST START WITH TEXANS

Quarterback	Date	Opp	Res	A	C	Yds	TD	Int	Lg	Rate
David Carr	9/8/02	Dal	W, 19-10	22	10	145	2	1	65t	78.8
Tony Banks	11/2/03	Car	W, 14-10	19	13	154	1	0	35	110.4
Dave Ragone	12/7/03	at Jac	L, 27-0	23	11	71	0	1	12	36.7
Matt Schaub	9/9/07	KC	W, 20-3	22	16	225	1	1	77t	101.5
Sage Rosenfels	11/4/07	at Oak	W, 24-17	19	11	181	1	1	53	85.6
Matt Leinart	11/27/11	at Jac	W, 20-13	13	10	57	1	0	20t	110.1
T.J. Yates	12/4/11	Atl	W, 17-10	25	12	188	1	0	50	86.8
Case Keenum	10/20/13	at KC	L, 17-16	25	15	271	1	0	42	110.6
Ryan Fitzpatrick	9/7/14	Was	W, 17-6	22	14	206	1	0	76t	109.3
Ryan Mallett	11/16/14	at Cle	W, 23-7	30	20	211	2	1	41	95.3
Brian Hoyer	9/13/15	KC	L, 27-20	34	18	236	1	1	32	72.7

BY GROUND AND BY AIR

In Week 3 against Tampa Bay (9/27), the Houston Texans finished with a 100-yard rusher and receiver for the first time since Oct. 20, 2014 at Pittsburgh. RB Alfred Blue ran for 139 yards on the ground, while WR DeAndre Hopkins tallied 101 receiving yards against the Buccaneers.

Below is a list of the 14 games in franchise history that the Texans have boasted a 100-yard rusher and receiver:

TEXANS GAMES WITH 100-YARD RUSHER AND RECEIVER

Date	Opponent	Result	100-yd Rusher	100-yd Receiver
9/27/15	Tampa Bay	W, 19-9	A. Blue, 139	D. Hopkins, 101
10/20/14	@Pittsburgh	L, 30-23	A. Foster, 102	D. Hopkins, 108
12/1/13	New England	L, 34-31	B. Tate, 102	A. Johnson, 121
9/29/13	Seattle	L, 23-20OT	A. Foster, 102	A. Johnson, 110
12/16/12	Indianapolis	W, 29-17	A. Foster, 165	A. Johnson, 151
11/22/12	@Detroit	W, 34-31OT	A. Foster, 102	A. Johnson, 188
11/4/12	Buffalo	W, 21-9	A. Foster, 111	A. Johnson, 118
*1/15/12	@Baltimore	L, 20-13	A. Foster, 132	A. Johnson, 111
10/23/11	@Tennessee	W, 41-7	A. Foster, 115	A. Foster, 119
12/13/10	Baltimore	L, 34-28OT	A. Foster, 100	A. Johnson, 140
11/1/10	@Indianapolis	L, 30-17	A. Foster, 102	A. Johnson, 106
12/14/08	Tennessee	W, 13-12	S. Slaton, 100	A. Johnson, 207
12/7/08	@Green Bay	W, 24-21	S. Slaton, 120	K. Walter, 146
10/3/04	Oakland	W, 30-17	J. Wells, 105	A. Johnson, 115

*Postseason game

WASHINGTON IN MIAMI



WASHINGTON

WR Nate Washington recorded season highs of nine receptions for 127 yards and two touchdowns in Week 7 at Miami (10/25). He became the third player in franchise history with a 100-yard, two-touchdown receiving output in a game, joining wide receivers Andre Johnson and DeAndre Hopkins. Johnson posted nine such games as a Texan, while Hopkins has two so far in his career.

Below are highlights from his performance vs. Miami:

- Surpassed 100 receiving yards in a game for the second time in 2015 and 11th time in his career
- The touchdowns marked his first two of the season and 41st and 42nd of his career
- His receiving yardage total was his most since Sept. 22, 2013 against San Diego, while he was a member of the Titans
- Scored two touchdowns in a game for the fifth time in his career and first since Sept. 29, 2013 against the New York Jets as a member of the Titans

WASHINGTON'S INAUGURATION

WR Nate Washington caught six passes for a team-high 105 yards in Week 1 against Kansas City (9/13), marking the 10th 100-yard receiving game of his career.

Washington became the first player in Texans history to post over 100 yards receiving in his debut with the team. He is also only the second player in franchise history to top the century mark in receiving yards in a season opener, joining former Texans WR Andre Johnson, who did it on five occasions.

Washington, who has played for three different teams throughout his 11-year career, had never totaled over 100 yards receiving in a season opener prior to this year.

YOU CAN COUNT ON ME

WR Nate Washington missed his first game in 10 years when he was inactive in Week 5 against Indianapolis. Prior to that, he played in 148 consecutive regular season games. That streak ranked first among all active wide receivers by a large margin, as Falcons WR Eric Weems ranked second at the time with 106 straight games played.

The last time Washington missed a game was his rookie year with Pittsburgh in 2005 when he only appeared in one game. Washington spent the first four years (2005-08) of his career in Pittsburgh followed by six seasons in Tennessee (2009-14).

ANCHORING THE LINE



BROWN

T Duane Brown is the longest-tenured player on the Houston Texans roster, having been drafted in the first round by the team in 2008.

As he plays in his eighth year with the Texans, Brown is tied for the second-most seasons played in franchise history. He also ranks second in team history with 116 career games started and third with 116 games played.

MOST CAREER SEASONS PLAYED, TEXANS HISTORY

Player	Years	Seasons
Andre Johnson	2003-14	12
Duane Brown	2008-15	8
Kris Brown	2002-09	8
Owen Daniels	2006-13	8
Chester Pitts	2002-09	8

MOST CAREER GAMES STARTED, TEXANS HISTORY

Player	Years	GS
Andre Johnson	2003-14	169
Duane Brown	2008-15	116
Chester Pitts	2002-09	114
Chris Myers	2008-14	112

MOST CAREER GAMES PLAYED, TEXANS HISTORY

Player	Years	GP
Andre Johnson	2003-14	169
Kris Brown	2002-09	128
Duane Brown	2008-15	116
Chester Pitts	2002-09	114
Chris Myers	2008-14	112

WHAT BROWN CAN DO FOR HOUSTON

T Duane Brown has emerged as one of the NFL's top left tackles in the last several seasons, earning three Pro Bowl berths and All-Pro recognition. Brown had the best season of his career and one of the best seasons of any left tackle in the AFC in 2011. According to STATS LLC, Brown only gave up 2.5 sacks in 2011, which was the second-fewest of any full-time starter in the conference. In addition, Brown wasn't called for a holding penalty despite being on the field longer than any other left tackle in the NFL (Houston led the NFL in time of possession). He also earned AP All-Pro Second Team recognition and a spot on *USA Today's* All-Joe Team for his efforts.

In 2012, Brown was named AP All-Pro First Team and earned his first trip to the Pro Bowl for his play. He helped the Texans produce a 1,000-yard rusher for the third consecutive season and rank seventh in the NFL with 372.1 yards per game. In 2013, he earned his second consecutive Pro Bowl berth.

According to STATS LLC, Brown only gave up 3.0 sacks in 2014 and was not penalized for holding.

Brown has only been penalized five times for holding in 116 career games (all starts).

TEXANS NOTES

WEEK 14 • HOUSTON TEXANS vs. NEW ENGLAND PATRIOTS

TEXANS ASSISTANTS IN THE NFL

While most of the Texans coaching staff is in their second year with the franchise, several have plenty of playing experience in the NFL.

BRIAN BELL, ASSISTANT STRENGTH AND CONDITIONING

Bell signed with the Washington Redskins as an undrafted free agent in 2007 and played on the team's practice squad.

DOUG COLMAN, ASSISTANT SPECIAL TEAMS

Colman was a fifth-round pick of the New York Giants in 1996 and played in 64 regular season games in five seasons for the Giants (1996-98), Tennessee Titans (1999), and Cleveland Browns (2000).

MIKE DEVLIN, OFFENSIVE LINE

Selected in the fifth round of the 1993 NFL Draft by the Buffalo Bills, Devlin went on to play in 101 regular season games over seven years in the NFL, from 1993-95 with the Bills and from 1996-99 with the Cardinals. He appeared in Super Bowl XXVIII with Buffalo.

ANTHONY MIDGET, ASSISTANT SECONDARY

Midget was a fifth-round pick of the Atlanta Falcons in 2000.

PAT O'HARA, OFFENSIVE ASSISTANT

O'Hara was drafted by the Tampa Bay Buccaneers in the 10th round of the 1991 NFL Draft. He spent the 1992 and 1993 seasons with the San Diego Chargers before heading to the Washington Redskins training camp in 1994.

ANTHONY PLEASANT, DEFENSIVE ASSISTANT

Third-round pick of the Cleveland Browns in 1990 who played in 202 regular season games in 14 NFL seasons for the Browns (1990-95), Baltimore Ravens (1996), Atlanta Falcons (1997), New York Jets (1998-99), San Francisco 49ers (2000) and New England Patriots (2001-03). Pleasant won a pair of Super Bowls with the Patriots (XXXVI and XXXVIII).

MIKE VRABEL, LINEBACKERS

Third-round pick of the Pittsburgh Steelers in 1997. Played in 206 games in 14 seasons for the Steelers (1997-00), New England Patriots (2001-08) and Kansas City Chiefs (2009-10). Vrabel won three world titles with the Patriots (Super Bowls XXXVI, XXXVIII and XXXIX).

2015 HOUSTON TEXANS COACHING STAFF

Coach	NFL Exp.	Texans Exp.
Bill O'Brien, Head Coach	7	2
Romeo Crennel, Defensive Coordinator	33	2
George Godsey, Offensive Coordinator	5	2
Bob Ligashesky, Special Teams Coordinator	12	3
Brian Bell, Assistant Strength and Conditioning	1	1
Jim Bernhardt, Director of Football Research	2	2
John Butler, Secondary	2	2
Doug Colman, Assistant Special Teams	2	2
Mike Devlin, Offensive Line	14	1
Craig Fitzgerald, Head Strength and Conditioning	2	2
Sean Hayes, Assistant Strength and Conditioning	2	2
Stan Hixon, Wide Receivers	10	2
Tim Kelly, Offensive Quality Control	2	2
Will Lawing, Defensive Quality Control	2	2
Charles London, Running Backs	6	2
Anthony Midget, Assistant Secondary	2	2
Pat O'Hara, Offensive Assistant	1	1
Paul Pasqualoni, Defensive Line	8	1
John Perry, Tight Ends	2	2
Anthony Pleasant, Defensive Assistant	5	2
Mike Vrabel, Linebackers	2	2

GO EAST, YOUNG MAN

In 2015, the Texans will only travel east for all of their road games for the first time in franchise history. Seven of the team's eight games will be played in the Eastern Time Zone. Houston's furthest "western" game comes in Week 16 when the team travels to Latitude 36.17 and Longitude -86.77 or in common speak, Nashville, Tenn.

While Houston is west of the Mississippi River, all eight of the Texans road matchups will kick off east of the Mighty Mississippi. Nashville is a 163-mile drive from Wickliffe, Ky., the eastern-most point of the Mississippi River.

NEW FACES

Below is a list of players on Houston's active roster that are new to the team in 2015, acquired either in the offseason or in-season.

VETERAN FREE AGENT ACQUISITIONS (11)

No.	Name	Pos.	Ht.	Wt.	Ex	School	Acq.
5	Brandon Weeden	QB	6-4	228	4	Oklahoma State	W-'15 (DAL)
7	Brian Hoyer	QB	6-2	215	7	Michigan State	UFA-'15 (CLE)
8	Nick Novak	K	6-0	198	8	Maryland	FA-'15
18	Cecil Shorts III	WR	6-0	202	5	Mount Union	UFA-'15 (JAX)
22	Chris Polk	RB	5-11	222	4	Washington	FA-'15
26	Rahim Moore	FS	6-1	195	5	UCLA	UFA-'15 (DEN)
27	Quintin Demps	S	5-11	208	8	UTEP	FA-'15
52	Brian Peters	ILB	6-3	235	1	Northwestern	FA-'15
75	Vince Wilfork	NT	6-2	325	12	Miami (Fla.)	UFA-'15 (NE)
85	Nate Washington	WR	6-1	183	11	Tiffin	UFA-'15 (TEN)
92	Brandon Dunn	DT	6-2	300	1	Louisville	FA-'15

2015 HOUSTON TEXANS DRAFT PICKS (5)

Rd.	Pick	Overall	Player	Pos.	Ht	Wt	School
1	16	16	Kevin Johnson	CB	5-11	188	Wake Forest
2	11	43	Benardrick McKinney	LB	6-4	246	Mississippi State
3	6	70	Jaelen Strong	WR	6-2	217	Arizona State
5	39	175	Keith Mumfery	WR	6-0	215	Michigan State
6	40	216	Christian Covington	DT	6-2	289	Rice

UNDRAFTED ROOKIES (3)

No.	Name	Pos.	Ht.	Wt.	Ex	School	Acq.
33	Akeem Hunt	RB	5-10	190	R	Purdue	FA-'15
63	Kendall Lamm	T	6-6	305	R	Appalachian St.	CFA-'15
40	Kurtis Drummond	S	6-1	208	R	Michigan St.	CFA-'15

TRADE ACQUISITION (1)

No.	Name	Pos.	Ht.	Wt.	Ex	School	Acq.
74	Chris Clark	T	6-5	305	7	Southern Miss.	T-'15 (DEN)

WAIVER CLAIM (1)

No.	Name	Pos.	Ht.	Wt.	Ex	School	Acq.
78	Oday Aboushi	T	6-5	308	3	Virginia	W-'15 (NYJ)

BILL O'BRIEN MONDAY TRANSCRIPTS

WEEK 14 • HOUSTON TEXANS vs. NEW ENGLAND PATRIOTS

BILL O'BRIEN PRESS CONFERENCE
Monday, December 7, 2015

(opening statement) "Like I said yesterday, just wasn't our best football game obviously. Too many penalties. Too many big plays, didn't coach good enough. So we have to turn the page. We have to turn the page and we have turned the page. We met with our team today, meetings are probably over about now. We're moving on to New England. As far as injuries go, I think we're fairly healthy. Normally at this time of the year, a lot of guys are banged up. That's definitely the case with us. We've got a lot of guys that have played a lot of football for us and they're banged up. Brandon Brooks stayed overnight in Buffalo, should be back in Houston by seven o'clock tonight. Then, Cecil Shorts took a hit there at the end of the game. But he's not in the concussion protocol and looks to be okay. With that, I'll open up for questions."

(on the job the Bills did on DE J.J. Watt) "Look, they had some good schemes. They've got a very good offensive coaching staff, Greg Roman did a good job. But we've got to regroup and, like I said, we're moving on to New England. We've got to figure out how to do better there."

(on the importance of the upcoming game vs. New England) "You're right. I think every game is big though. I really do. I think when you're in this league, you only play once a week, I don't see in the regular season where necessarily one game is bigger than the other. I know the race that we're in and those types of things, but I think in December every game is big."

(on the New England Patriots organization) "Tremendous respect. Good friends, got a lot of lifelong friends in that organization. Starting at the top with Mr. (Robert) Kraft, Coach (Bill) Belichick, Josh McDaniels, Nick Caserio, Chad O'Shea, Ivan Fears, all those guys that I worked with there, Matt Patricia. But I think in the end, and you're right, I'll get a lot of those questions this week and I'll answer all of them. But I think in the end, what it's about is, it's really about the two teams. It's not necessarily - it's not about Romeo (Crennel) or Mike Vrabel or myself or George Godsey or Vince Wilfork. It's about the two teams playing each other, the 2015 Texans versus the 2015 Patriots. That's what this week's about."

(on RB Chris Polk's progress this season) "I think the whole thing all the time with Chris Polk is that he stays healthy. So far, he's stayed healthy the last few weeks. He's helped us in the running game and he can catch passes out of the backfield and he contributes on special teams. I think he's playing pretty well for us and hopefully that will continue."

(on the success the Texans had running the ball vs. Buffalo) "I thought the offensive line, for the most part, I thought those guys blocked well. I think they've gotten better and better every week. I think they're still improvement to be made in the running game. I think there were still some yards left out there that we can do better in the running game. But I thought overall, the offensive line blocked, in the running game, blocked well yesterday."

(on the defense playing better in the second half last week and carrying that over to this week) "We came out in the second half and played better on defense, no doubt about it, overall, until the end there. We played better on defense, but I think every game is different. You know this past game, Buffalo was about unbalanced, wildcat, zone read,

different types of schemes to get to the outside, so it's going to be whatever the Patriots decide to do and maybe they'll do some of that, but I don't necessarily think we are going to see a bunch of wildcat, I think it's different every single week."

(on having previously coached Patriots QB Tom Brady and how that will help in this week's preparation) "You guys are probably going to laugh at this, but I don't see it as much of a benefit at all because I think I haven't been there in three years and they are a lot different than when I was there."

(on what separates Patriots Head Coach Bill Belichick from other coaches) "He is a very bright guy and he's been in the National Football League for 40-plus years. When he graduated from college, he went right to the NFL. He has seen it all. He has seen the changes in the league over 40 years, both in strategy and in salary cap, free agency and trades, all the different things. He really understands the league and he understands personnel really well. He understands his own team and how he put his team together, it's different every year at a lot of positions and he tries to, with his staff, they have a really good coaching staff, they try to put together the game plan that is best suited to beat the team that they are playing."

(on what he expects from the Patriots coming off consecutive losses) "I expect one of the best football teams in football coming in here and playing a good game and posing a number of challenges to our team."

(on the clock management before halftime and if he considered calling a timeout late in the first half) "Yeah, we thought about it there. I did, I did think about it there, but looking back on it, right now, I think we handled the clock well in that situation for the way that the game was going and the way that drive was going. I wasn't disappointed with how I handled the clock there."

(on if G Brandon Brooks will play this week) "I think it's too soon. I think he was pretty sick, so I think it's too soon. I am hoping that it is going to be okay, but it is probably too soon to tell right now."

THE HEAD COACHES

WEEK 14 • HOUSTON TEXANS vs. NEW ENGLAND PATRIOTS

TEXANS HEAD COACH BILL O'BRIEN



Bill O'Brien was named the third head coach in Houston Texans franchise history on January 3, 2014.

O'Brien owns 22 years of collegiate and NFL coaching experience and led the Texans to a 9-7 record in his first season. Houston's seven-win improvement under O'Brien in 2014 led the NFL and made the Texans the sixth team since 1978 to post a winning season following

a season in which it won two or less games.

Prior to Houston, O'Brien was head coach at Penn State from 2012-13 and led the storied program through one of the greatest periods of strife any major college program has endured.

O'Brien was named the Bear Bryant, Maxwell Football Club and ESPN National Coach of the Year as well as the Big Ten Coach of the Year by media and coaches.

From 2007-2011, O'Brien helped lead the New England Patriots to a pair of Super Bowl berths, rising from offensive assistant his first season to wide receivers coach in 2008 and then quarterbacks coach from 2009-10 prior to his promotion to offensive coordinator/quarterbacks coach in 2011. That season, the Patriots ranked third in the NFL in scoring, second in total offense and advanced to Super Bowl XLVI.

O'Brien previously coached collegiately at Duke (2005-06), Maryland (2003-04), Georgia Tech (1995-2002), and Brown (1993-94).

CAREER RECORD: 15-13

BACKGROUND: O'Brien grew up in Andover, Mass. and graduated from St. John's Preparatory School in Danvers. He played linebacker and defensive end at Brown from 1990-92 and graduated with a double concentration in political science and organizational behavioral management.

PERSONAL: Born on October 23, 1969 in Dorchester, Mass. He and his wife, Colleen, have two sons: Jack, 12, and Michael, 9.

COACHING LEDGER

HOUSTON TEXANS

2014-15 Head Coach

PENN STATE UNIVEERSITY

2012-13 Head Coach

NEW ENGLAND PATRIOTS

2011 Offensive Coordinator/
Quarterbacks
2009-10 Quarterbacks
2008 Wide Receivers
2007 Offensive Assistant

DUKE UNIVERSITY

2005-06 Offensive Coordinator/
Quarterbacks

UNIVERSITY OF MARYLAND

2003-04 Running Backs

GEORGIA TECH UNIVERSITY

2002 Assistant Head Coach
2001 Offensive Coordinator/
Quarterback
1998-00 Running Backs
1995-97 Graduate Assistant

BROWN UNIVERSITY

1994 Inside Linebackers
1993 Tight Ends

PATRIOTS HEAD COACH BILL BELICHICK



Bill Belichick is in his 41st season as an NFL coach and his 16th season as head coach of the New England Patriots. Hired by Chairman and CEO Robert Kraft on Jan. 27, 2000, Belichick has led the Patriots to 15 consecutive winning seasons (2001-15). The only other NFL coach to have at least 10 consecutive winning seasons with one team since the 1970 merger was Tom Landry, who led the Cowboys to 16 straight winning seasons (1970-85).

Through 16 seasons with New England, Belichick has delivered four Super Bowl championships, six conference titles, 12 division crowns and 21 playoff victories, while posting an overall record of 206-75.

Belichick won his fourth Super Bowl title last season with the Patriots' 28-24 victory over Seattle to match Pittsburgh's Chuck Noll for the most Super Bowl wins by a head coach. He is one of five NFL head coaches to win four-or-more championships since the league began postseason play in 1933. With the victory over Indianapolis in last season's AFC Championship Game, Belichick collected his 21st career postseason win, the most postseason wins by a head coach. New England's berth in Super Bowl XLIX was Belichick's ninth Super Bowl during his coaching career, the most among any head coach or assistant coach in NFL history.

Belichick has recorded 243 career wins, which is fourth all-time in NFL history. He owns a career winning percentage of .666, which is third all-time, behind George Halas (.682) and Don Shula (.667). Belichick directed the Patriots to victories in Super Bowls XXXVI (2001), XXXVIII (2003), XXXIX (2004) and XLIX (2014), and in 2007 he became the first NFL head coach to guide his team to a 16-0 regular season. His 12 division titles are the most among any coach since the 1970 merger. Belichick's Patriots teams own the all-time NFL records for consecutive victories, including the postseason (21 from 2003-04) and consecutive playoff victories (10 from 2001-05). Over a 100-game span from 2003-08, he directed the Patriots to an 82-18 record – the best record for any 100-game span in NFL history.

Belichick won his first two Super Bowls as defensive coordinator for the New York Giants in 1986 and 1990 before claiming four Super Bowl championships with the Patriots. George Seifert is the only other man to have won multiple Super Bowls both as a head coach and as an assistant coach.

Belichick launched his coaching career in 1975 with the Baltimore Colts and continued as an assistant coach with Detroit (1976-77), Denver (1978) and the New York Giants (1979-1990). Belichick was named head coach of the Cleveland Browns in 1991, becoming the youngest head coach in the NFL at age 38. In 1996, Belichick joined New England and was a key contributor to the Patriots first division title in 10 years en route to the Patriots appearance in Super Bowl XXXI. Belichick then spent three seasons with the New York Jets from 1997 to 1999.

CAREER RECORD: 243-120

BACKGROUND: Belichick was a center/tight end at Wesleyan 1971-74.

PERSONAL: Born April 16, 1952, Nashville, Tenn.

COACHING LEDGER

NEW ENGLAND PATRIOTS

2000-15 Head Coach
1996 Assistant Head Coach

NEW YORK JETS

1997-99 Assistant Head Coach

CLEVELAND BROWNS

1991-95 Head Coach

NEW YORK GIANTS

1985-90 Defensive Coordinator
1981-84 Linebackers /
Special Teams
1979-80 Defensive Assistant /
Special Teams

DENVER BRONCOS

1978 Asst. Special Teams /
Asst. to Def. Coord.

DETROIT LIONS

1977 Tight Ends /
Wide Receivers
1976 Asst. Special Teams

BALTIMORE COLTS

1975 Staff Assistant

HEAD COACH COMPARISON



O'BRIEN

15-13 Reg. Season Record
0-0 Playoff Record
2 Years as NFL head coach
2 Years as team's head coach
0-0 Career Head-to-Head
0-0 Career vs. Team (Reg. season)

BELICHICK

221-111
22-9
21
16
0-0
4-1



MATCHUP NOTES

WEEK 14 • HOUSTON TEXANS vs. NEW ENGLAND PATRIOTS

SERIES BREAKDOWN

Reg. Season: 1-4				Home: 1-2		Road: 0-2	
Playoffs: 0-1				Home: 0-0		Road: 0-1	
Date	W/L	Score	H/A	Venue	Texans QB	Patriots QB	
11/23/03	L	20-23	H	Reliant Stadium	T. Banks	T. Brady	
12/17/06	L	7-40	A	Gillette Stadium	D. Carr	T. Brady	
1/3/10	W	34-27	H	Reliant Stadium	M. Schaub	T. Brady	
12/10/12	L	14-42	A	Gillette Stadium	M. Schaub	T. Brady	
*1/13/13	L	28-41	A	Gillette Stadium	M. Schaub	T. Brady	
12/1/13	L	31-34	H	Reliant Stadium	C. Keenum	T. Brady	

Overall Record vs. Patriots.....	Texans trail, 1-5
Last meeting.....	Patriots 34, Texans 31 (12/1/13)
Texans largest margin of victory.....	7 (Texans 34, Patriots 27; 1/3/10)
Patriots largest margin of victory....	33 (Patriots 40, Texans 7; 12/17/06)
Current win streak.....	Patriots, 3*
Texans longest win streak.....	1 (2010)
Patriots longest win streak.....	3 (2012-13)*
Most points, Texans.....	34 (Texans 34, Patriots 27; 1/3/10)
Most points, Patriots.....	42 (Patriots 42, Texans 14; 12/10/12)
Most points, both teams.....	69 (Patriots 41, Texans 28; 1/13/13)*
Fewest points, Texans.....	7 (Patriots 40, Texans 7; 12/17/06)
Fewest points, Patriots.....	23 (Patriots 23, Texans 20; 11/23/03)
Fewest points, both teams.....	43 (Patriots 23, Texans 20; 11/23/03)
Most net yards, Texans.....	439 (1/3/10; Texans 34, Patriots 27)
Most net yards, Patriots.....	472 (11/23/03; Patriots 23, Texans 20)
Most rushing yards, Texans.....	144 (1/3/10; Texans 34, Patriots 27)
Most rushing yards, Patriots.....	130 (12/10/12; Patriots 42, Texans 14)
Most passing yards, Texans.....	334 (1/13/13; Patriots 41, Texans 28)*
Most passing yards, Patriots.....	365 (12/1/13; Patriots 34, Texans 31)
Fewest net yards, Texans.....	169 (11/23/03; Patriots 23, Texans 20)
Fewest net yards, Patriots.....	230 (12/17/06; Patriots 40, Texans 7)
Fewest rushing yards, Texans.....	89 (11/23/03; Patriots 23, Texans 20)
Fewest rushing yards, Patriots.....	74 (1/3/10; Texans 34, Patriots 27)
Fewest net passing yards, Texans.....	80 (11/23/03; Patriots 23, Texans 20)
Fewest net passing yards, Patriots.....	125 (12/17/06; Patriots 40, Texans 7)
Most sacks, Texans.....	4 (11/23/03; Patriots 23, Texans 20)
Most sacks, Patriots.....	4 (12/17/06; Patriots 40, Texans 7)
Most interceptions, Texans.....	2 (11/23/03; Patriots 23, Texans 20)
Most interceptions, Patriots.....	4 (12/17/06; Patriots 40, Texans 7)
Most turnovers, Texans.....	4 (12/17/06; Patriots 40, Texans 7)
Most turnovers, Patriots.....	3 (11/23/03; Patriots 23, Texans 20)
Most penalties, Texans.....	7-70 (12/10/12; Patriots 42, Texans 14)
Most penalties, Patriots.....	6-56 (12/10/12; Patriots 42, Texans 14)

*Includes Playoffs

2015 INDIVIDUAL COMPARISON

TEXANS	PATRIOTS
PASSING YARDS	
Brian Hoyer.....2202	Tom Brady.....3912
T.J. Yates.....298	Danny Amendola.....36
Cecil Shorts III.....21	
RUSHING YARDS	
Alfred Blue.....444	LeGarrette Blount.....650
Chris Polk.....252	Brandon Bolden.....59
Jonathan Grimes.....177	Tom Brady.....45
RECEIVING YARDS	
DeAndre Hopkins.....1169	Rob Gronkowski.....931
Nate Washington.....543	Julian Edelman.....692
Cecil Shorts III.....475	Danny Amendola.....582
POINTS SCORED	
DeAndre Hopkins.....62	Stephen Gostkowski.....115
Nick Novak.....45	Rob Gronkowski.....54
Three players.....18	Two players.....42
INTERCEPTIONS	
Andre Hal.....3	Logan Ryan.....4
Seven players.....1	Duron Harmon.....3
	Three players.....1
SACKS	
J.J. Watt.....13.5	Chandler Jones.....10.5
Whitney Mercilus.....6.5	Rob Ninkovich.....5.5
John Simon.....3.5	Jamie Collins.....4.5
Jadeveon Clowney.....2.5	Jabaal Sheard.....4.0
Jared Crick.....2.0	Dont'a Hightower.....3.5
DEFENSIVE TACKLES	
Brian Cushing.....87	Patrick Chung.....61
J.J. Watt.....59	Jamie Collins.....59
Johnathan Joseph.....49	Logan Ryan.....57
Quintin Demps.....42	Dont'a Hightower.....55
SPECIAL TEAMS TACKLES	
Brian Peters.....10	Matt Slater.....12
Max Bullough.....9	Nate Ebner.....11
KICKOFF RETURN YARDS (Avg.)	
Keith Mumphery.....14 (24.1)	Danny Amendola.....8 (21.5)
Quintin Demps.....2 (23.0)	Keshawn Martin.....4 (17.0)
PUNT RETURN YARDS (Avg.)	
Keith Mumphery.....29 (7.7)	Danny Amendola...19 (12.6)
Cecil Shorts III.....6 (8.0)	Julian Edelman.....10 (8.1)
FIELD GOALS	
Nick Novak.....8/9 (89%)	Stephen Gostkowski..24/25 (96%)
PUNTING (GROSS/NET AVG.)	
Shane Lechler.....47.0/38.6	Ryan Allen.....45.5/39.2

MATCHUP NOTES

WEEK 14 • HOUSTON TEXANS vs. NEW ENGLAND PATRIOTS

2015 OFFENSIVE COMPARISON

	HST	Rnk	NE	Rnk
Yards / Game	361.5	13	404.3	3
Yards / Play	5.02	30	5.96	4
Rushing Yards / Game	100.1	19	88.5	28
Rushing Yards / Play	3.53	29	3.83	24
Passing Yards / Game	261.4	11	315.8	1
Passing Yards / Play	6.27	29	7.46	5
Interception Rate	2.00 %	10	1.18 %	3
Sacks / Pass Attempt	4.80 %	8	5.71 %	13
First Downs / Game	22.0	7	23.7	2
Punt Return Avg	7.3	23	9.9	11
Kickoff Return Avg	24.2	17	14.7	32
Field Goals Made	86.67 %	12	96.00 %	4
3rd Down Pct	39.04 %	15	43.40 %	5
4th Down Pct	28.57 %	30	54.55 %	12t
Red Zone Pct	60.61 %	12	66.67 %	3t
Goal to Go Pct	70.59 %	14	72.41 %	10
Avg Time of Possession	30:11	19	30:06	20
Points/Game	21.1	22t	31.3	2

2015 DEFENSIVE COMPARISON

	HST	Rnk	NE	Rnk
Yards / Game	332.3	7	341.2	13
Yards / Play	5.31	9	5.20	7
Rushing Yards / Game	114.1	21	99.6	11
Rushing Yards / Play	4.37	25	4.08	17
Passing Yards / Game	218.3	3	241.6	15
Passing Yards / Play	6.42	8	6.32	6
Interception Rate	2.45 %	16	2.18 %	21
Sacks / Pass Attempt	7.35 %	10	7.84 %	4
First Downs / Game	18.8	8	19.7	14t
Punt Return Avg	9.7	23	8.3	15
Kickoff Return Avg	25.2	21	18.6	2
3rd Down Pct	28.66 %	1	38.46 %	15
4th Down Pct	55.56 %	18	57.14 %	19t
Red Zone Pct	58.62 %	21	57.58 %	18
Goal to Go Pct	100.00 %	32	62.50 %	7t
Points / Game	22.0	14	20.6	10
Point Differential / Game	-0.9	15	10.7	4
Yard Differential / Game	29.2	11	63.2	3

TEXANS BIG DAYS AGAINST THE PATRIOTS

- CB **Johnathan Joseph** had three solo tackles and an interception returned for 31 yards vs. New England on 12/1/13.
- OLB **Whitney Mercilus** collected a sack vs. New England on 12/10/12.
- DE **J.J. Watt** had five solo tackles, three quarterback hits and one pass defended vs. New England on 12/1/13. **Watt** also had four tackles and a half sack against the Patriots on 1/13/13 in the AFC Divisional Playoff game.
- WR **Nate Washington** had two catches for 53 yards (26.5 avg.) and one touchdown vs. New England on 9/9/12 as a member of the Titans.
- S **Eddie Pleasant** had four solo tackles and a career-high two passes defended vs. New England on 12/1/13.
- WR **DeAndre Hopkins** has two catches for 77 receiving yards (38.5 avg.) vs. New England on 12/1/13.
- P **Shane Lechler** punted six times for 269 yards (44.8 avg.), including a long of 66 yards vs. the Patriots on 12/14/08 as a member of the Raiders.

TEXANS CAREER STATS vs. PATRIOTS

PASSING

Player	G	A-C-I	Yds	Pct.	TD	Sk/Lst	Rtg
B. Weeden	1	39-26-1	187	66.7	0	3/24	66.9
T. Yates	1	4-2-0	15	50.0	0	0/0	59.4

RUSHING

Player	G	Att.	Yds	Avg.	Lg	TD
J. Grimes	2	1	1	1.0	1	0

RECEIVING

Player	G	Rec.	Yds	Avg.	Lg	TD
N. Washington	4	8	101	12.6	29t	1
D. Hopkins	1	2	77	38.5	66	0
C. Shorts III	1	6	54	9.0	18	0
G. Graham	2	5	49	9.8	17	0
J. Grimes	2	1	3	3.0	3	0

KICKING

Player	G	FG	FGA	Lg	XP	XPA	KO	TB
N. Novak	3	1	1	40	6	6	10	2

PUNTING

Player	G	No.	Blk	Avg.	Lg	TB	I20	Net
S. Lechler	6	31	0	42.8	66	3	10	36.2

DEFENSE

Player	G	UA	A	Tot	Sk	Yds	INT	PD	FF	FR
R. Moore	4	21	9	30	0	0	0	1	0	0
J. Joseph	6	20	5	25	0	0	1	2	0	0
J. Watt	3	8	5	13	0.5	4.5	0	1	1	0
K. Jackson	3	5	4	9	0	0	0	0	0	0
A. Dent	1	4	4	8	0	0	0	0	0	0
W. Mercilus	3	4	2	6	1.5	10	0	0	0	0
B. Cushing	1	4	1	5	0	0	0	0	0	0
J. Crick	3	5	0	5	0	0	0	0	0	0
E. Pleasant	2	4	0	4	0	0	0	2	0	0
Q. Demps	2	0	3	3	0	0	0	0	0	0

TEXANS-PATRIOTS SERIES NOTES

- The Texans hold a 1-4 regular season record against the Patriots, including a 1-2 mark at home since the series began in 2003
- Houston is 0-1 against New England in the postseason
- The Texans have scored 28-or-more points in three of the last four contests
- Houston is 14-14 against the AFC East all-time, including a 1-2 record this season
- Houston's lone win against New England came on Jan. 3, 2010 in a 34-27 victory
- In the most recent contest (12/1/13) in the series, the Texans lost, 34-31, at NRG Stadium. Houston led the game after three quarters, 24-21, but was outscored, 13-7, in the final frame. All four of Houston's touchdowns came on the ground. Defensively, CB **Johnathan Joseph** recorded an interception, while DE **J.J. Watt** posted five solo tackles, three quarterback hits and a pass defended

FORMER PATRIOTS ON THE TEXANS

Head Coach **Bill O'Brien** (2007-11); Offensive Coordinator **George Godsey** (2011-13); Defensive Coordinator **Romeo Crennel** (1993-96; 2001-04); Linebackers Coach **Mike Vrabel** (2001-08); QB **Brian Hoyer** (2009-11); NT **Vince Wilfork** (2004-14); Defensive Assistant **Anthony Pleasant** (2001-03).

FORMER TEXANS ON THE PATRIOTS

WR **Keshawn Martin** (2012-15); WR **Damaris Johnson** (2014).

TEXANS WITH CONNECTIONS TO MASSACHUSETTS

Head Coach **Bill O'Brien** (from Dorchester); Tight Ends Coach **John Perry** (from Lawrence).

PATRIOTS WITH CONNECTIONS TO TEXAS

T **Marcus Cannon** (attended TCU, from Odessa); T **Sebastian Vollmer** (attended Houston); Wide Receivers Coach **Chad O'Shea** (attended Houston, from Houston) coached at Houston (1996-99); DL **Malcom Brown** (attended Texas, from Brenham); WR **Danny Amendola** (attended Texas Tech, from The Woodlands); TE **Scott Chandler** (from Southlake); WR **Brandon Lafell** (from Houston).

TEXANS-PATRIOTS COLLEGE CONNECTIONS

Texans CB **Kareem Jackson** (2008-09) and DE **Jeffrey Pagan** (2011-12) were at Alabama with Patriots LB **Dont'a Hightower** (2008-11), TE **Michael Williams** (2008-12) and Special Teams Coach **Joe Judge** (2009-11); Texans FB **Jay Prosch** played at Auburn with Patriots DB **Brandon King** (2013); Texans OLB **Whitney Mercilus** (2008-11) and FB **Jay Prosch** (2010-11) played at Illinois with Patriots S **Tavon Wilson**; Texans C **Ben Jones** played at Georgia with Patriots C **David Andrews** (2011); Texans QB **Brian Hoyer** (2008), LB **Max Bullough** (2010-11), WR **Keith Mumphery** (2011) and S **Kurtis Drummond** (2011) played at Michigan State with Patriots WR **Keshawn Martin**; Texans OLB **John Simon** and Linebackers Coach **Mike Vrabel** (2011) were at Ohio State with Patriots DB **Nate Ebner** (2009-11); Texans S **Eddie Pleasant** played at Oregon with Patriots RB **LeGarrette Blount** (2008-09) and S **Patrick Chung** (2008); Texans DE **J.J. Watt** and TE **Garett Graham** (2006-09) played at Wisconsin with Patriots RB **James White** (2008-09); Texans Assistant Strength and Conditioning Coach **Brian Bell** played at Kent State when Patriots Cornerbacks Coach **Josh Boyer** coached there (2003); Head Strength and Conditioning Coach **Craig Fitzgerald** coached at Maryland with Patriots Defensive Line Coach **Brendan Daly** (2000); Texans Defensive Line Coach **Paul Pasqualoni** coached at Syracuse with Patriots Running Backs Coach **Ivan Fears** (1987-90) and Defensive Coordinator **Matt Patricia** (2001-03).

TEXANS-PATRIOTS PRO CONNECTIONS

Texans Defensive Line Coach **Paul Pasqualoni** coached in Miami when Patriots DE **Rob Ninkovich** (2008) and Offensive Line Coach **Dave DeGuglielmo** were there (2009); Texans Defensive Line Coach **Paul Pasqualoni** coached in Dallas when Patriots TE **Scott Chandler** was there (2010); Texans Wide Receivers Coach **Stan Hixon** coached in Buffalo when Patriots TE **Scott Chandler** was there (2010-11); Texans RB **Chris Polk** played in Philadelphia with Patriots S **Patrick Chung** (2013) and WR **Damaris Johnson** (2012-13); Texans Special Teams Coordinator **Bob Ligashesky** coached in Tampa Bay when Patriots RB **LeGarrette Blount** was there (2012); Texans QB **Brian Hoyer** (2013-14) and QB **Brandon Weeden** (2013) played in Cleveland when Patriots DL **Jabaal Sheard** was there; Texans S **Rahim Moore** played in Denver when Patriots DL **Sealver Siliga** was there (2012); Texans Defensive Line Coach **Paul Pasqualoni** coached in Chicago when Patriots LB **Jon Bostic** was there (2014); Texans CB **Charles James**

played in Baltimore when Patriots CB **Rashaan Melvin** was there (2015); Texans Defensive Coordinator **Romeo Crennel** coached for the New York Giants (1981-90) and the New York Jets (1997-99) with Patriots Head Coach **Bill Belichick**; Texans Defensive Assistant **Anthony Pleasant** played for Cleveland (1991-95) and the New York Jets (1998-99) with Patriots Head Coach **Bill Belichick**; Texans Offensive Line Coach **Mike Devlin** coached for the New York Jets with Patriots Tight Ends Coach **Brian Daboll** (2007-08) and Offensive Line Coach **Dave DeGuglielmo** (2012); Texans Defensive Coordinator **Romeo Crennel** (2012) and Defensive Assistant **Anthony Pleasant** (2012) coached in Kansas City when Patriots Tight Ends Coach **Brian Daboll** was there; Texans T **Chris Clark** played in Minnesota when Patriots Defensive Line Coach **Brendan Daly** (2008) and Wide Receivers Coach **Chad O'Shea** were there; Texans T **Chris Clark** (2010) played and Special Teams Coordinator **Bob Ligashesky** (2010) coached for the Denver Broncos when Patriots Offensive Coordinator **Josh McDaniels** was there; Texans CB **Darryl Morris** played in San Francisco when Patriots Assistant Special Teams Coach **Ray Ventrone** was there (2013).

THE LAST TIME THEY MET

WEEK 14 • HOUSTON TEXANS vs. NEW ENGLAND PATRIOTS



WEEK 13: New England 34, Houston 31
 71,769 • Reliant Stadium • Houston, Texas • Dec. 1, 2013



GAME SUMMARY

The Houston Texans' highest offensive output since Week 1 wasn't enough in a 34-31 loss to the New England Patriots at Reliant Stadium. Houston's offense set a franchise record with four rushing touchdowns, including three from RB **Ben Tate**, who ran for a season-high 102 yards on 22 carries.

Houston jumped out to a 10-0 lead and led as late as the halfway mark of the fourth quarter before New England K **Stephen Gostkowski** used a pair of 53-yard field goals to erase a 31-28 deficit and send the Texans to their 10th-straight loss. The game featured five lead changes, including four in a see-saw second half.

Texans WR **Andre Johnson** caught eight passes for 121 yards and became the second-fastest player in NFL history to reach 900 receptions, doing so in his 150th career game. QB **Case Keenum** scored his first career rushing touchdown on a 5-yard dash in the third quarter and completed 15-of-30 passes for 272 yards and an interception.

New England QB **Tom Brady** led a 27-point second-half surge and finished the game with 371 yards through the air on 29-of-41 passing with two touchdowns and one interception for a 104.8 passer rating. WR **Julian Edelman** led the visitors with nine receptions for 101 yards and TE **Rob Gronkowski** pulled in six passes for 127 yards and a touchdown.

Tate opened the scoring with an 8-yard jaunt at the 8:44 mark of the first quarter to give Houston a 7-0 lead. Texans CB **Johnathan Joseph** picked off Brady on the ensuing possession and returned the interception to the Patriots' 31-yard line. K **Randy Bullock** converted a 43-yard attempt three plays later for a 10-0 lead.

New England answered with a six-play, 55 yard drive that ended with a diving 23-yard touchdown grab by Gronkowski to trim the lead to 10-7. The scoring ceased until Tate meandered 20 yards for his second touchdown of the day with 1:47 remaining in the first half for a 17-7 Texans lead that held until early in the third quarter.

Brady opened the second half by marching the Patriots 78 yards in five plays to bring New England within 17-14. He was 3-for-3 for 78 yards on the drive, including a 50-yard pass to Gronkowski, FB **James Develin** finished the drive with a bruising 1-yard touchdown run. Following a three-and-out by the Texans, Brady led another touchdown drive that ended with a 9-yard scoring grab by RB **Shane Vereen** that gave the Patriots a 21-17 lead.

The Texans answered with a 10-play, 81-yard scoring drive that ate up 5:55 on the clock. Houston ran seven times on the drive, with Keenum converting twice on third-and-one on the ground. Keenum's second conversion came on a designed keeper around the left end from the 5 for his first career touchdown run and a 24-21 lead.

RB **LeGarrette Blount** reclaimed the lead for New England with a 7-yard run at the 13:14 mark of the fourth quarter. It only took three plays for Houston to grab the lead back. Keenum began the drive with a 66-yard completion to WR **DeAndre Hopkins**. Tate covered the remaining 14 yards on the ground and took the lead with his franchise-record-tying third touchdown of the game.

The Texans' defense slowed down the Patriots on their next two drives but couldn't stop them. Gostkowski's first 53-yarder tied the game at 31-31 with 7:16 remaining. His second came at the 3:12 mark and proved to be the game-winner.

SCORING

SCORE BY PERIODS	1	2	3	4	OT	Total
New England Patriots	7	0	14	13	-	34
Houston Texans	10	7	7	7	-	31

SCORING DRIVES

Team	Qtr	Time	Play Description (Extra Point) (Drive info)	NE	HOU
Texans	1	8:44	B.Tate 8 yd. run (R.Bullock kick) (5-52, 2:04)	0	7
Texans	1	4:10	R.Bullock 43 yd. Field Goal (4-6, 1:32)	0	10
Patriots	1	1:25	R.Gronkowski 23 yd. pass from T.Brady (S.Gostkowski kick) (6-55, 2:45)	7	10
Texans	2	1:47	B.Tate 20 yd. run (R.Bullock kick) (7-55, 3:03)	7	17
Patriots	3	12:41	J.Develin 1 yd. run (S.Gostkowski kick) (5-78, 2:19)	14	17
Patriots	3	8:06	S.Vereen 9 yd. pass from T.Brady (S.Gostkowski kick) (7-73, 3:04)	21	17
Texans	3	2:11	C.Keenum 5 yd. run (R.Bullock kick) (10-81, 5:55)	21	24
Patriots	4	13:09	L.Blount 7 yd. run (S.Gostkowski kick) (9-81, 4:02)	28	24
Texans	4	11:35	B.Tate 10 yd. run (R.Bullock kick) (3-80, 1:34)	28	31
Patriots	4	7:16	S.Gostkowski 53 yd. Field Goal (9-40, 4:19)	31	31
Patriots	4	3:12	S.Gostkowski 53 yd. Field Goal (7-32, 3:32)	34	31

TEAM STATISTICS

	PATRIOTS	TEXANS
TOTAL FIRST DOWNS	28	19
THIRD DOWN EFFICIENCY	5-12-42%	5-11-45%
FOURTH DOWN EFFICIENCY	0-0-0%	0-1-0%
TOTAL NET YARDS	453	385
NET YARDS RUSHING	88	121
NET YARDS PASSING	365	264
PASS ATTEMPTS-COMPLETIONS-HAD INTERCEPTED	41-29-1	30-15-1
KICKOFFS Number-In End Zone-Touchbacks	7-7-5	6-3-0
PUNTS Number and Average	3-44.0	3-44.7
Net Punting Average	35.3	41.0
FGs - PATs Had Blocked	0-0	0-0
TOTAL RETURN YARDAGE (Not Including Kickoffs)	13	37
PENALTIES Number and Yards	0-0	2-25
FUMBLES Number and Lost	0-0	0-0
TOUCHDOWNS	4	4
EXTRA POINTS Kicking Made-Attempts	4-4	4-4
FIELD GOALS Made-Attempts	2-3	1-1
RED ZONE EFFICIENCY	3-3-100%	3-3-100%
GOAL TO GO EFFICIENCY	3-3-100%	1-1-100%
SAFETIES	0	0
TIME OF POSSESSION	33:46	26:14

INDIVIDUAL STATISTICS

RUSHING (Att-Yds): New England, L. Blount 12-44, S. Vereen 10-38, J. Develin 2-4, B. Bolden 3-2. Houston, B. Tate 22-102, D. Johnson 3-13, C. Keenum 3-6.

PASSING (C-A-Y-I): New England, T. Brady 29-41-371-1. Houston, C. Keenum 15-30-272-1.

RECEIVING (Rec-Yds): New England, J. Edelman 9-101, R. Gronkowski 6-127, D. Amendola 5-54, S. Vereen 5-37, B. Bolden 1-18, K. Thompkins 1-16, J. Develin 1-12, J. Boyce 1-6. Houston, A. Johnson 8-121, G. Graham 3-36, D. Hopkins 2-77, K. Martin 1-27, D. Johnson 1-11.

SACKS (Sk-Yds): New England, I. Sopoaga 1.0-8. Houston, W. Mercilus 0.5-3, J. Tarpinian 0.5-3.

INTERCEPTIONS (Int-Yds): New England, L. Ryan 1-2. Houston, J. Joseph 1-31.

TACKLES (S-A-T): New England, D. Hightower 5-2-7, D. McCourty 5-0-5, B. Spikes 4-1-5, R. Ninkovich 3-1-4, Cha. Jones 1-3-4, L. Ryan 3-0-3, A. Talib 3-0-3, Chr. Jones 1-2-3, S. Gregory 1-2-3, J. Vellano 2-0-2, D. Harmon 2-0-2, S. Siliga 1-1-2, I. Sopoaga 1-0-1, J. Collins 1-0-1, D. Fletcher 0-1-1. Houston, D. Sharpton 6-3-9, D. Swearingen 7-1-8, J. Mays 6-1-7, J. Watt 5-0-5, S. Keo 5-0-5, E. Pleasant 4-0-4, J. Joseph 3-0-3, B. McCain 3-0-3, W. Mercilus 2-1-3, K. Jackson 2-1-3, E. Mitchell 2-1-3, A. Smith 2-0-2, J. Tarpinian 1-1-2, B. Reed 1-1-2.

MISSED FIELD GOAL: New England, Gostkowski (55WR). Houston, none.

EXECUTIVE VICE PRESIDENT OF FOOTBALL OPERATIONS & GENERAL MANAGER RICK SMITH



Rick Smith oversees all football-related operations and the player acquisition process as Houston Texans Executive Vice President of Football Operations and General Manager. Smith is in his 10th season as General Manager and fifth as Executive Vice President of Football Operations.

Named general manager by owner Bob McNair on June 5, 2006, Smith's appointment made him the youngest general manager in the NFL at 36. Since then, Smith has assembled and led a football operations staff that prides itself on providing players and coaches with the tools needed for

success on and off the field, regardless of scheme.

Smith adheres to several principles that have shaped his tenure and laid the team's foundation of talent and depth: Build through the draft and supplement through free agency and trades. Give players and coaches the tools they need to succeed. Trust your evaluation of talent and character. Believe in the process. Stay true to your board. Determine value independent of need.

Smith's leadership, vision and success have garnered recognition by the league. NFL Commissioner Roger Goodell appointed Smith to the NFL's prestigious Competition Committee on Dec. 5, 2008. His peers honored him with the Tank Younger Award in 2008, presented annually by the Fritz Pollard Alliance for outstanding work in an NFL front office. Smith was an original member of the General Managers Advisory Committee, which provides advice and other feedback to the NFL Football Operations department on the integrity of the game, expansion of technology and other ways to improve the league.

From day one, Smith and his staff rolled up their sleeves and scoured the free agent, draft and trade markets for players who would thrive with the Texans: solely focused on transforming their 2-14 team in 2005 into a perennial contender. The transformation culminated in back-to-back AFC South crowns and the franchise's first two playoff berths in 2011 and 2012.

Smith and his staff have been able to adapt and find the right personnel to fit changing schemes and coaching staffs throughout his tenure. He was faced with both heading into the 2014 season following a disappointing 2013 season. However, the Texans posted the greatest single-season turnaround in franchise history and became the sixth team in the last 36 years to post a winning record of 9-7 after having two wins or less the previous season.

Houston also forced a franchise-record 34 turnovers in 2014 and became the third team in the last 20 years to lead the NFL in takeaways after finishing last the year before. On offense, the Texans' 135.1 rushing yards per game ranked fifth in the NFL and was the second-highest mark in franchise history.

This past spring, in his ninth draft with the Texans and second with Head Coach Bill O'Brien, Smith selected seven players who fit the credo he established when he arrived in Houston, "We're looking for tough, smart, physical players with high character who are competitive and passionate about football."

The Texans selected Wake Forest cornerback Kevin Johnson with the 16th overall pick and traded up in the second round to grab Mississippi State linebacker Benardrick McKinney with the 43rd overall pick. Smith traded up again in the third round to land Arizona State wide receiver Jaelen Strong with the 70th overall pick. Houston then selected four players on the final day of the draft: Michigan State wide receiver Keith Mumphery in the fifth round, South Florida linebacker Reshard Cliett and Rice defensive tackle Christian Covington in the sixth round, and LSU running back Kenny Hilliard in the seventh.

The Texans won their second consecutive AFC South division crown in 2012 and advanced to the Divisional round of the playoffs in 2011 and 2012, compiling a 22-10 regular season record that tied for the second-best mark in the AFC. Houston set a franchise mark with a 12-4 record in 2012. Smith's tenure in Houston began with a 6-10 record, followed by a pair of 8-8 records in 2007 and 2008. In 2009, the Texans posted the first winning season in franchise history, narrowly missing the playoffs at 9-7. Houston bounced back from a 6-10 mark in 2010, going 10-6 in 2011, winning the AFC South and securing a playoff berth, both franchise firsts.

Collectively, the Texans' current roster, all acquired by Smith, has earned 25 Pro Bowl selections, 24 first- or second-team Associated Press All-Pro distinctions, two Defensive Player of the Year awards and one Defensive Rookie of the Year award.

Smith's seven first-round picks since 2008 have combined to start 378-of-397 games played. Three of the seven have earned All-Pro honors: left tackle Duane Brown, linebacker Brian Cushing and defensive end J.J. Watt. Watt, the 11th overall pick in 2011, was named the Defensive Player of the Year in 2012 and 2014 and became the first player in NFL history to have 20.0 or more sacks in separate seasons. Cushing was selected 15th overall in 2009 and went on to be named the AP Defensive Rookie of the Year and earn second-team All-Pro honors twice. Brown is widely considered one of the best left tackles in the NFL and is the first lineman in franchise history to earn All-Pro recognition, doing so in 2011 and 2012.

Unrestricted free agents have also thrived in Houston on Smith's watch. Cornerback Johnathan Joseph, who helped turn the Texans' defense around after signing from Cincinnati in 2011, has been to the league's all-star game twice since joining the Texans. Former defensive end Antonio Smith signed with Houston in 2009 and set career highs in sacks in 2011 and 2012, earning a trip to the Pro Bowl following the 2011 season. Former left guard Wade Smith signed with the Texans in 2010 from Kansas City and made the first Pro Bowl of his career in 2012, his 10th season.

Smith also orchestrated the trades that brought quarterback Matt Schaub from Atlanta in 2007 and center Chris Myers from Denver in 2008. Both earned multiple Pro Bowl berths with the franchise. He has also executed 13 draft-day trades in the last nine years.

Smith places a premium on college free agents. The most well-known college free agent success story in Texans history is running back Arian Foster. Undrafted out of Tennessee in 2009, Foster signed with Houston and spent most of his rookie season on the practice squad. Foster started 2010 with a 231-yard effort against Indianapolis and went on to have the best season ever by an undrafted running back, winning the 2010 rushing title, All-Pro honors and the first of three consecutive Pro Bowl nods. He has risen from practice squad player to one of the most complete backs in the NFL.

Smith has found a way to consistently strengthen Houston's roster and is continuing to build upon a foundation of talent and depth with the cornerstones of scrupulous evaluation, opportunistic free agency signings, smart trades and a methodical draft strategy.

The 2011 campaign tested these principles unlike any other year. The Texans faced a drastically shortened 2011 offseason, a complete defensive scheme change, and a glut of injured starters, including season-ending injuries to starting and backup quarterbacks, Schaub and Matt Leinart, and Pro Bowler Mario Williams. In addition, All-Pro wide receiver Andre Johnson missed more than half the season due to injury.

Smith's principles and commitment to the Texans' player acquisition strategy withstood the storm. Most notably was the play of former fifth-round draft pick T.J. Yates. Yates was pressed into action as a rookie following the losses of Schaub and Leinart and became the first rookie quarterback to orchestrate comeback wins in his first two starts since 1968, including Houston's playoff-clinching victory at Cincinnati in Week 13.

The Texans finished 2011 with the NFL's second-ranked defense, a dramatic improvement over the unit that ranked 30th in the NFL in 2010. Houston's 91.2-yard improvement was the third-greatest leap for a defense from one year to the next since 1970. On offense, Houston set a franchise rushing record for the second straight season and ranked second in the NFL with 153.0 rushing yards per game.

In his former role leading the Denver Broncos pro personnel department, the franchise posted the league's fifth-best regular-season record from 2000-05, going 61-35 (.635). The 61 wins were the most of any AFC West team during that span, 10 more than the next closest team, Kansas City. Denver was one of only four teams in the NFL to reach the playoffs each season from 2003-05.

Before moving into the front office, Smith spent four years as the Broncos' assistant defensive backs coach and earned two Super Bowl rings while helping guide a unit that consistently ranked as one of the league's best. The team won more games from 1996-98 (46) than any club during that three-year period.

Smith joined the Broncos on April 3, 1996, following a two-year stint as defensive backs coach at his alma mater, Purdue University. He spent a short time at TCU prior to joining the Broncos.

A 1992 graduate of Purdue, Smith began his coaching career as a graduate assistant with the Boilermakers, serving as the school's assistant strength and conditioning coordinator. After serving as the team's graduate assistant tight ends coach for one season, Smith was hired as the secondary coach, becoming the youngest full-time position coach in the Big Ten Conference at the time at the age of 24. In 2012, Smith was honored by his alma mater with the Distinguished Alumnus Award.

Smith started at strong safety and was a defensive captain for Purdue as a senior in 1991. A native of Petersburg, Va., he attended Meadowdale High School in Dayton, Ohio. Smith is also a member of the Fellowship of Christian Athletes.

Smith supports several schools in the community, including Awty International and The Regis School of the Sacred Heart, and serves on the Board of Directors for Pro-Vision Academy, a charter school that provides young people in the greater Houston area with academic, social and economic opportunities in hopes of inspiring purpose and optimism. He and his wife, Tiffany, co-chaired the charter school's first Cornerstone Luncheon in May 2014, helping raise more than \$300,000 at the event. The Smith Family also gives time and resources to many other local charities throughout Houston, including the Linda Lorelle Scholarship Fund, Susie Bean Gives, the United Way and the Children's Museum of Houston.

Rick and Tiffany Smith live in Houston with their sons, Robert LaMar and Christian LaMar, and daughter, Avery Jordan.

PLAYER QUICK NOTES

WEEK 14 • HOUSTON TEXANS vs. NEW ENGLAND PATRIOTS

QUARTERBACKS (3)

- 5 BRANDON WEEDEN** 6-4 228 4th season Oklahoma St.
Claimed off waivers by Texans on 11/18/15...In 32 career games (24 starts), is 533-of-923 for 6,157 yards, 28 TDs, 30 INTs and 74.6 passer rating...In '15, played in 4 games (3 starts) with the Cowboys, completing 71-of-98 passes for 738 yards, 2 TDs, 2 INTs and career-high 92.1 rating.
- 6 T.J. YATES** 6-4 217 5th season North Carolina
5th-year player signed by Texans on 10/28/15...In '15, led the Texans to 2 wins, throwing for a total of 3 TDs...Appeared in 16 career games completing 125-of-215 passes (58.1%) for 1,462 yards, 6 TDs, 7 INTs and a 74.6 passer rating... Played in 6 games as a rookie in '11, (5 starts), leading the Texans to a 3-3 record after throwing for 949 yards on 82-of-134 passing (61.2%) with 3 TDs, 3 INTs and an 80.7 passer rating.
- 7 BRIAN HOYER** 6-2 215 7th season Michigan St.
In '15, set single-season career highs in passing TDs (18), comp. pct. (61.2) and passer rating (94.4)...From Weeks 4-8, ranked 4th in the NFL in passing TDs (12) and 6th in rating (101.6)...Set a team record with 2+ TDs in 5 straight games...7th-year pro in 1st season with Texans...In 41 career games (24 starts), has completed 544-of-937 pass attempts for 6,759 yards, 37 TDs, 25 INTs and an 82.6 passer rating...Coached by Bill O'Brien in NE from '09-11 where he backed up QB Tom Brady.

WIDE RECEIVERS (5)

- 10 DeANDRE HOPKINS** 6-1 218 3rd season Clemson
Has totaled most rec. yards (1,169) and rec. TDs (10) and 2nd-most rec. (86) through first 12 games in team history...In Week 13 at BUF, set team record for most rec. TDs in a season (10)...Only player in NFL history to post 9 rec. and 145 yards in 3 straight games (Weeks 4-6)...Tied franchise record with 4 cons. 100-yd rec. games (Weeks 3-6)...In '15, ranks 3rd in NFL in rec. yards, 4th in receptions and T-3rd in rec. TDs...Notched career-high 11 catches for 169 yards in Week 5 vs. IND...His 14 points (2 rec. TD, 1 2-pt conv.) in Week 1 vs. KC marked the 2nd-highest game total by a WR in team history...3rd-youngest player in NFL history to reach 200 catches & 3,000 yards receiving (23 years, 169 days)...Career-high 238 yards rec. vs. TEN in Week 13, 2nd on franchise all-time list...52 rec. for 802 yards in 2013 is 2nd on team's rookie receiving list...2013 PFWA All-Rookie Team.
- 11 JAELEN STRONG** 6-2 217 Rookie Arizona St.
Became 1st player in Texans history to catch two TD passes in their debut (Week 5 vs. IND)...Drafted by the Texans in the 3rd round (70th overall) in '15...Saw action in 26 career games in 2 seasons with the Sun Devils, recording 157 rec. for 2,287 rec. yards and 17 TDs...His career rec. total ranks 5th all-time in school history...In '14, recorded 82 rec. and 1,165 rec. yards, good for 3rd and 5th, respectively, in ASU record books for a single-season effort...Also added 10 TD.
- 12 KEITH MUMPHERY** 6-0 215 Rookie Michigan St.
2nd among rookies with 7.7 punt return avg...Totalled a career-high 109 combined return yards in Week 7 at MIA, the most by a Texans rookie since Keshawn Martin on 12/30/12...Posted career highs of 4 rec. for 56 yards in Week 4 at ATL...Drafted by the Texans in the 5th round (175th overall) in '15...3-year starter at flanker and 4-year letterwinner at Mich. St., who recorded 88 catches for 1,348 yards (15.3 avg.) and 7 TDs in 54 career games (26 starts).
- 18 CECIL SHORTS III** 6-0 202 5th season Mount Union
Season-high 91 yards on 6 rec. in Week 13 at BUF...Caught 2nd TD of the season and 14th of career in Week 12 vs. NO...Threw his 2nd career TD pass in Week 11 vs. NYJ...Totalled 6 rec. in 3 straight games from Weeks 2-4...Career-high 40 PR yards in Week 4 at ATL...Caught 4 passes for 57 yards in his Texans debut in Week 1 vs. KC...Signed by the Texans as a UFA on 3/16/15 after spending 4 years in Jacksonville...In 59 career games (37 starts), has tallied 216 rec. for 2,818 yards and 14 TDs...Has registered 7 career 100-yard rec. games...Also has completed 3-of-3 passes for 53 yards and 2 TDs.
- 85 NATE WASHINGTON** 6-1 183 11th season Tiffin
Scored a 42-yard TD in Week 8 vs. TEN...Posted season highs of 9 catches for 127 yards and 2 TDs in Week 7 at MIA...Became 1st player in Texans history to notch a 100-yd rec. game in his debut with the team in Week 1 vs. KC...Caught a season-long 48-yard pass in Week 2 at CAR...Signed by the Texans as a UFA on 4/1/15...11th-year veteran who has started 103-of-155 regular season games played, totaling 450 receptions for 6,839 yards and 43 TDs...Two-time Super Bowl champion (XL, XLIII)...Has averaged 15.2 yards per reception for his career, which is ninth-best in the AFC since 2006...Led all active wide receivers with 148 consecutive games played before missing Houston's Week 5 vs. IND contest due to injury.

RUNNING BACKS/FULLBACKS (5)

- 22 CHRIS POLK** 5-11 222 4th season Washington
Posted career-high 61 rushing yards and scored 1st career rec. TD in Week 13 at BUF...Career totals of 522 rushing yards and 8 TDs on 127 carries (4.1 avg.) in 47 games played...Signed by the Texans as a UFA on 4/29/15 after spending the previous 3 years in Philadelphia...Recorded 348 return yards on 13 KO returns (26.8 avg.), including a 102-yard TD return...Scored a TD on his first-ever NFL carry in a game at DEN on 9/29/13...Has 1 career FF on special teams.
- 28 ALFRED BLUE** 6-2 223 2nd season LSU
Rushed for 2nd TD of season and 4th of career in Week 12 vs. NO...Caught 2nd career TD in Week 11 vs. NYJ on a 21-yard pass from WR Cecil Shorts III...Posted 2nd career 100-yd rushing game in Week 3 vs. TB (31 att. for 139 yds)...As a rookie in 2014, became the first player in franchise history with a rushing, receiving and return TD in the same season...Set the team record for carries in a game (36) in Week 11 at CLE (11/16/14)...Finished the year with 528 rushing yards and 2 TDs along with 113 rec. yards and 1 TD...Drafted by the Texans in the 6th round in '14.
- 33 AKEEM HUNT** 5-10 190 Rookie Purdue
Career-high 3 carries for 27 yards, including a career-long 17-yard rush in Week 12 vs. NO...Signed to active roster from practice squad on 11/21/15 and played in 1st career game in Week 11 vs. NYJ...Signed to practice squad on 11/3/15...Undrafted out of Purdue, where he totaled 371 rushes for 2,035 yards (5.5 avg.) and 11 TDs, 100 rec. for 841 yards and 6 TDs, and 74 KO returns for 1,747 yards (23.6 avg.) and 6 TDs.
- 41 JONATHAN GRIMES** 5-10 209 3rd season William & Mary
His 20 rec. for 136 yards in 2015 are single-season career highs...Tied for the team lead and set a single-game career-high with 6 receptions in Week 2 at CAR...Has played in 37 career games (1 start)...Made his 1st career start in the 2013 season finale at TEN (12/29/13)...Has rushed for 409 yards and a TD on 100 carries and recorded 34 receptions for 305 yards in his career.
- 45 JAY PROSCH (FB)** 6-1 256 2nd season Auburn
Notched a career-long 16-yard carry in Week 3 vs. TB...Picked up a first down on his first career carry in Week 2 at CAR...As a rookie in 2014, played in all 16 games (5 starts) and caught 1 pass for 24 yards...Also had 3 special teams tackles...Selected by the Texans in the 6th round (211th overall) in 2014...Started 30-of-51 games in a career that first began at Illinois ('10-11) and completed at Auburn ('12-13).
- 84 RYAN GRIFFIN** 6-6 254 3rd season Connecticut
Notched 2nd straight game with a TD in Week 13 at BUF...4 rec. for a career-high 72 yards, including a season-long 36-yard catch, and 1st TD of the season in Week 12 vs. NO...Caught 3 passes for 36 yards in Week 10 at CIN in first game back from injury...Placed on Reserve/Injured-Designated for Return on 9/15/15 after starting in Week 1 vs. KC...Career totals of 42 rec. for 496 yards and 4 TDs in 36 games (12 starts)...Started 8-of-15 games he appeared in as a rookie and recorded 19 rec. for 244 yards and a TD...7th-highest rookie rec. total in franchise history.
- 87 C.J. FIEDOROWICZ** 6-5 265 2nd season Iowa
Has caught 14 passes in '15 for 147 yards and a TD...Caught a career-long 25-yard pass in Week 10 at CIN...Recorded his first TD of the season and posted a career-high 3 rec. in Week 4 at ATL...Texans' 3rd-round pick in '14...Caught 4 passes for 28 yards and a TD as a rookie...At Iowa, started 20-of-51 games he appeared in, catching 91 passes for 899 yards and 10 TDs.
- 88 GARRETT GRAHAM** 6-3 243 6th season Wisconsin
Caught his 10th career TD and 1st of the season in Week 2 at CAR...Re-signed with the Texans on 3/13/14 after having a career year in which he caught 49 passes for 545 yards and tied for the team lead with a career-high 5 TD receptions in '13...Has started 31-of-60 games he's appeared in and caught 100 passes for 1,059 yards and 10 TDs...4th-round pick of the Texans in '10.

TIGHT ENDS (3)

- 84 RYAN GRIFFIN** 6-6 254 3rd season Connecticut
Notched 2nd straight game with a TD in Week 13 at BUF...4 rec. for a career-high 72 yards, including a season-long 36-yard catch, and 1st TD of the season in Week 12 vs. NO...Caught 3 passes for 36 yards in Week 10 at CIN in first game back from injury...Placed on Reserve/Injured-Designated for Return on 9/15/15 after starting in Week 1 vs. KC...Career totals of 42 rec. for 496 yards and 4 TDs in 36 games (12 starts)...Started 8-of-15 games he appeared in as a rookie and recorded 19 rec. for 244 yards and a TD...7th-highest rookie rec. total in franchise history.
- 87 C.J. FIEDOROWICZ** 6-5 265 2nd season Iowa
Has caught 14 passes in '15 for 147 yards and a TD...Caught a career-long 25-yard pass in Week 10 at CIN...Recorded his first TD of the season and posted a career-high 3 rec. in Week 4 at ATL...Texans' 3rd-round pick in '14...Caught 4 passes for 28 yards and a TD as a rookie...At Iowa, started 20-of-51 games he appeared in, catching 91 passes for 899 yards and 10 TDs.
- 88 GARRETT GRAHAM** 6-3 243 6th season Wisconsin
Caught his 10th career TD and 1st of the season in Week 2 at CAR...Re-signed with the Texans on 3/13/14 after having a career year in which he caught 49 passes for 545 yards and tied for the team lead with a career-high 5 TD receptions in '13...Has started 31-of-60 games he's appeared in and caught 100 passes for 1,059 yards and 10 TDs...4th-round pick of the Texans in '10.

TACKLES (4)

- 63 KENDALL LAMM** 6-6 305 Rookie Appalachian St.
Has played in 11 games (3 starts) in '15...Caught 1st career pass for 7 yards in Week 13 at BUF...Made 1st career start in Week 5 vs. IND...Signed by the Texans as a rookie free agent on 5/8/15...Started 42 career games at LT over 4 years at Appalachian St...As a senior in '14, earned All-Sun Belt Conference 1st-team honors after recording 46 knockdowns and allowing only 2.0 sacks over a team-high 817 snaps.

PLAYER QUICK NOTES

WEEK 14 • HOUSTON TEXANS vs. NEW ENGLAND PATRIOTS

TACKLES CONT.

72 DEREK NEWTON 6-6 313 5th season **Arkansas St.**
Started all 12 games in '15 - 9 at RT, 2 at RG and 1 at LG...Made 1st career start at LG in Week 2 at CAR and RG in Week 6 at JAX...Re-signed by the Texans on 3/9/15...Has played in 72 reg. season games with 58 starts since being drafted by the Texans in the 7th round in '11...Has started 2-of-4 playoff games he has appeared in... In '14, started all 16 games for the 2nd straight year and blocked for RB Arian Foster to rush for his 4th 1,000-yard season.

74 CHRIS CLARK 6-5 305 7th season **Southern Miss.**
Has started 2 games at LT and 2 at RT in '15...Acquired in a trade with the Broncos in exchange for an undisclosed draft pick on 8/31/15...Has played in 76 career regular season games (31 starts) and 7 postseason games (4 starts) since entering the league in '10...In '14, saw action in 13 games (7 starts) and started 1 postseason contest...Was originally signed by the Vikings as an undrafted free agent in '08.

76 DUANE BROWN 6-4 303 8th season **Virginia Tech**
Garnered All-Pro honors in '11 and '12 and Pro Bowl honors following the '12 and '13 seasons at LT...Has blocked for five 1,000-yard rushers and was a part of a top-10 offense in 4 of his first 5 years in the NFL...2nd on the franchise's all-time games started list (116) and 3rd in games played (116)...In '14, started all 16 games for the 5th time in his career and helped block for RB Arian Foster to compile his 4th 1,000-yard rushing season...Selected by the Texans in 1st round (26th overall) in '08.

GUARDS (3)

71 XAVIER SU'A-FILO 6-4 307 2nd season **UCLA**
Played in 7 games (5 starts) in '15...Started the last 4 games at LG (Weeks 10-13)...Made 1st start of the season at LG in Week 7 at MIA...Made his season debut in Week 4 at ATL...Selected by the Texans in the 2nd round in '14 (33rd overall)...Played in 13 games (1 start) as a rookie...Started all 40 games that he suited up for at UCLA, starting 21 contests at LG and 19 at LT...Returned to the UCLA program in 2012 after serving 2 years on a Mormon Church mission to Alabama and Florida.

78 ODAY ABOUSHI 6-5 308 3rd season **Virginia**
Started 4 games at LG and 1 at RG for Texans in '15, including consecutive starts in Weeks 3-5...Claimed by the Texans off waivers on 9/16/15...Played in 15 games, making 10 starts for the Jets in '14...Originally selected by the Jets in the fifth round (141st overall) of the '13 NFL Draft...Played under Texans Offensive Line Coach Mike Devlin with the Jets in '14.

79 BRANDON BROOKS 6-5 335 4th season **Miami (Ohio)**
Has played in 46 career games with 40 starts...Made 1st career start at LG in Week 6 at JAX...Became the full-time starter at RG at the beginning of '13 and started 15 games in '13 and '14...Selected by the Texans in the 3rd round in '12...Pursuing his MBA at St. Thomas University (Houston).

CENTERS (1)

60 BEN JONES 6-3 308 4th season **Georgia**
Only Texans offensive lineman to start every game in '15 at the same position...Has played in 60 career regular season games with 39 starts, 16 at LG, 12 at C and 11 at RG...His streak of 60 straight games played ranks 2nd among active NFL centers...Started both playoff games and 10 reg. season games at RG on his way to being voted Texans Rookie of the Year in '12...Selected by the Texans in the 4th round of '12...Played in all 16 games with 1 start in '13...Ranked 3rd in Georgia history with 49 starts at center.

DEFENSIVE ENDS (3)

93 JARED CRICK 6-4 285 4th season **Nebraska**
Recorded 1.0 sack and first career FR in Week 8 vs. TEN...Notched 1st career FF in Week 7 at MIA and 1st sack of '15 in Week 4 at ATL...Tied a single-game career-high with 2 QBHs in Week 3 vs. TB...Blocked his 1st career field goal in Week 2 at CAR...Has played in 59 career games (28 starts) and has totaled 136 tackles, 5.5 sacks, 21 QBHs, 9 TFLs, 12 PDs, 1 FF and 1 FR...Posted career highs in '14 with 56 tackles, 11 QBHs, 3.5 sacks, 6 TFLs and 6 PDs...Selected by the Texans in the 4th round out of Nebraska in '12.

97 JEOFFREY PAGAN 6-3 310 2nd season **Alabama**
Played in all 16 games, making 10 tackles and 1 TFL as a rookie in '14...Texans 6th-round pick in '14...60 tackles, 3.5 sacks, 7.5 TFLs, a blocked kick and a FF at Alabama...Played in the U.S. Army All-American Bowl and the Shrine Bowl.

DEFENSIVE ENDS CONT.

99 J.J. WATT 6-5 289 5th season **Wisconsin**
Leads the NFL in sacks (13.5) in '15...2-time AP Def. Player of the Year ('12, '14)...3-time AP First-Team All-Pro ('12-14)...3-time Pro Bowl selection ('13-15) and '14 Pro Bowl Captain...Has recorded 70.5 sacks, 11 FRs, 13 FFs and 42 PDs in his career...Leads the NFL with 201 QBHs, 127 TFLs and 70.5 sacks since '11...4 straight 10-sack seasons ('12-15) is longest active streak in NFL...1st player with two 20+ sack seasons...2nd-fastest player to 70.0 career sacks (75 games)...1-of-2 players to record 10.0 sacks & 10 PDs in 2 different seasons since '91 (Jason Taylor)...Totalled 78 tackles, 20.5 sacks, 29 TFLs, 50 QBHs, 5 FRs and 4 FFs in '14...1st DL since '44 with 5 TDs in a season...2nd player with 70.0+ sacks in 1st 5 years since '82...4th player in NFL history with INT return, FR and rec. TDs in the same season...11th overall pick in '11.

NOSE TACKLES (3)

75 VINCE WILFORK 6-2 325 12th season **Miami (Fla.)**
Signed by the Texans as a UFA on 3/16/15 after 11 seasons with the Patriots...Has played in 170 games (160 starts), compiling 531 tackles (358 solo), 16.0 sacks, 3 INTs, 35 QBHs, 28 TFLs, 12 FRs, 4 FFs and 26 PDs...Served as a defensive co-captain for 7 straight seasons ('08-14) and helped the Patriots defense finish in the top-10 in points allowed 9 times ('04, '06-10, '12-14)...Holds a 129-41 (.759) career reg. season record...Member of the 1st team in NFL history to complete a 16-0 regular season ('07 Patriots)...Patriots all-time leader in INTs by a DL...Won two Super Bowls (XXXIX, XLIX) and 4 AFC Championships ('04, '07, '11, '14)...1st-team All-Pro ('12)...2nd-team All-Pro 4 times ('07, '09-11)...Named to the Pro Bowl 5 times ('07, '09-12)...Named to Patriots 50th Anniversary Team.

92 BRANDON DUNN 6-2 300 1st season **Louisville**
Played in his first game for the Texans in Week 6 at JAX after being signed off the Bears practice squad on 10/13/15...Played in 1 game for the Bears in '15 where he made 2 tackles (1 solo) vs. ARZ (9/20)...Originally signed by the Bears as a rookie free agent out of Louisville in '14.

95 CHRISTIAN COVINGTON 6-2 289 Rookie **Rice**
Picked up first career sack in Week 10 at CIN...Made his 1st career QBH in Week 6 at JAX and TFL in Week 3 vs. TB...Selected by the Texans in 6th round (216th overall) of '15...First Rice interior DL drafted since Cornelius Walker in '76 (Kansas City, 3rd round, 59th overall)...1st-team All C-USA pick and Dave Campbell's Texas Football's All-Texas College 2nd team in '13...Led Rice with career-high 11.5 TFLs among his 59 stops, including 4.0 sacks in '13.

OUTSIDE LINEBACKERS (3)

51 JOHN SIMON 6-1 252 3rd season **Ohio St.**
Has career-high 3.5 sacks in '15...Notched 3rd sack of season in Week 10 at CIN...Tied career-high with 6 tackles in Week 8 vs. TEN...Had sacks in back-to-back games in Weeks 6-7...Career-high 6 tackles in Week 7 at MIA...9 tackles & 1.5 sacks in 11 games in '14...Also had 6 QBHs, 2 TFLs, 3 ST tackles and 1 PD...Signed by the Texans off the Ravens practice squad on 10/7/14...Registered a sack, tackle and a ST tackle vs. IND (10/9/14) in Texans debut...Played in 7 games for Baltimore in '13.

59 WHITNEY MERCILUS 6-4 258 4th season **Illinois**
Posted 3 TFLs in Week 10 at CIN...Career-high 3.5 sacks, 4 TFLs and 4 QBHs, to go along with 7 tackles in Week 8 vs. TEN...Notched 6th career multi-sack game in Week 6 at JAX...Signed to a contact extension on 5/4/15...Started 13-of-15 games and registered 50 tackles, 5.0 sacks, 11 QBHs, 9 TFLs and 2 FFs in '14...Has started 41-of-59 career reg. season games...4th in franchise history with 24.5 sacks...Also has 45 QBHs, 32 TFLs, 4 FFs and 2 FRs...Tied the franchise rookie record with 6.0 sacks in '12...12 1st-round pick...Career bests of 7.0 sacks and 18 QBH in '13.

90 JADEVEON CLOWNEY 6-5 266 2nd season **South Carolina**
In '15, has 28 tackles (21 solo), 2.5 sacks, 4 PDs, 5 QBHs, 6 TFLs and 1 FF...Tallied 2 TFLs and 1.0 sack in Week 13 at BUF...Led team with career-high 8 tackles (7 solo) and made 1st career sack in Week 7 at MIA...QBH and TFL in Week 5 vs. IND...Posted 1st 2 PDs of career in Week 2 at CAR...Registered 1 TFL and 1 FF in Week 1 vs. KC...Played in 4 games (2 starts) and totaled 7 tackles (5 solo) after being drafted 1st overall in '14...2-time All-American...Started 23-of-36 games at South Carolina...Recorded 130 tackles (85 solo), 24.0 sacks, 47 TFLs and 20 QB pressures.

PLAYER QUICK NOTES

WEEK 14 • HOUSTON TEXANS vs. NEW ENGLAND PATRIOTS

INSIDE LINEBACKERS (6)

50 AKEEM DENT 6-1 239 5th season Georgia
8 tackles, 7 ST tackles, 1 TFL, 1 QBH in '15...Started 7-of-15 games he played and tallied 27 tackles, 11 ST tackles, 6 QBHs, 2 TFLs and a sack in '14...Acquired in a trade from Atlanta on 6/19/14...144 tackles and 2.5 sacks in his career...Tallied 46 tackles with the Falcons in '13...19 ST tackles his rookie season in 2011.

52 BRIAN PETERS 6-4 235 1st season Northwestern
In 7 games played in '15, leads team with 10 ST tackles, including 7 in past 4 games...Led team with 3 ST tackles in Week 11 vs. NYJ...Signed off Vikings practice squad on 9/30/15...Spent 2 years ('13-14) with Saskatchewan Roughriders of CFL...Recorded 78 tackles, 3 sacks & 2 INTs in '14...Also spent time with AFL's Iowa Barnstormers ('12).

53 MAX BULLOUGH 6-3 249 1st season Michigan St.
Career-high 7 tackles in Week 8 vs. TEN...Made 9 ST tackles since being signed to active roster from PS on 9/30/15...1 TFL in Week 7 at MIA...Played in 10 career games with Texans...2-time All-Big Ten 1st Team selection ('12-13) at Michigan State.

55 BENARDRICK MCKINNEY 6-4 246 Rookie Mississippi St.
In 10 games (7 starts) in '15, has 39 tackles (25 solo) and 3 TFLs...Career-high 9 tackles in Week 10 at CIN...7 tackles in Week 5 vs. IND...Drafted by Texans in 3rd round (43rd overall) in '15...Became Miss. St.'s 1st first-team All-America LB since '99.

56 BRIAN CUSHING 6-3 249 7th season USC
Leads the team in tackles (87) in '15...4 10-tackle games in '15...Registered 72 tackles, 9 QBHs and 1.0 sack in '14...Tied franchise record with 17 tackles at NYG in Week 3 in '14...Led Houston in tackles in '09 and '11, and ranks 2nd in team history with 560 career tackles...9th in team history with 12.0 career sacks...19 career double-digit tackle games...AP All-Pro 2nd Team ('09, '11)...AP Def. Rookie of the Year ('09)...Pro Bowl Selection ('10)...11 Texans Team MVP...Drafted by the Texans with 15th overall pick in '09.

57 JUSTIN TUGGLE 6-3 249 3rd season Kansas St.
Tallied a season-high 4 tackles, 1 for loss, and a FR in Week 2 at CAR...Started 7-of-16 games and made 36 tackles, 1 INT and a FR in '14...Played in 15 games and had a team-best 11 ST tackles as a rookie...Went undrafted in '13 out of Kansas State...Former college QB...Son of former Atlanta great Jessie Tuggle.

CORNERBACKS (6)

21 DARRYL MORRIS 5-10 188 3rd season Texas St.
In '14, played in 11 games (1 start) and had 30 tackles, an INT and 7 PDs...Acquired from waivers by the Texans on 8/31/14...Signed by 49ers as an RFA on 5/7/13...At Texas State, had 223 tackles, 5 INTs, 16.5 TFLs and 26 PDs in 46 games (43 starts).

24 JOHNATHAN JOSEPH 5-11 188 10th season South Carolina
Led the team in tackles (7) for 1st time in '15 in Week 11 vs. NO...6th in NFL with 16 PDs in '15...Texans all-time career leader in PDs...Notched at least 1 PD in each of last 5 games...Tied a career-high with 5 PDs in Week 3 vs. TB...Has played in 139 career games (130 starts), recording 541 total tackles (465 solo), 144 PDs, 26 INTs, 5 FFs and 6 FRs...His PD total ranks 1st among all players since '06...Signed by the Texans as a UFA on 7/29/11...His 12 INTs with the Texans rank 2nd in team history...AP Second-Team All-Pro ('11)...2-time Pro Bowl selection ('12-13)...In '14, started all 16 games & made a career-best 75 tackles.

25 KAREEM JACKSON 5-10 188 6th season Alabama
1 INT, 1 TFL and 4 tackles in Week 11 vs. NO...Season-high 2 PDs in Week 5 vs. IND...Led team with 6 solo tackles in Week 3 vs. TB...'10 1st-round pick...Started 77-of-82 games in his career...T-3rd in team history with 11 career INTs...In '14, started all 13 games he played in and tied for team lead with 3 INTs...Re-signed by the Texans on 3/9/15.

30 KEVIN JOHNSON 5-11 188 Rookie Wake Forest
T-4th among NFL rookies with 9 PDs...Career-high 2 PDs in Week 10 at CIN...1st career INT, career-high 6 tackles and 2 TFLs in Week 8 vs. TEN...4 tackles and a PD in back-to-back games (Weeks 5-6)...1st-round pick of the Texans in '15...Played in 47 career games (41 starts) at Wake Forest where his PD total ranked 4th in school history.

31 CHARLES JAMES 5-9 179 2nd season Charleston Southern
Down 2 punts inside 10-yard line in Week 13 at BUF...Career-high 6 tackles and 1 TFL in Week 10 at CIN...3 ST tackles in 1st game of '15...In '13, played in 12 games with NYG...Signed by Giants as a CFA on 5/10/13 out of Charleston Southern where he set a school record with 12 career INTs.

CORNERBACKS CONT.

34 A.J. BOUYE 6-0 191 3rd season Central Florida
Finished with season-high 7 solo tackles and 1st INT of the season in Week 6 at JAX...In '14, tied for the team lead with 3 INTs and ranked 6th in the NFL with 120 INT return yards...Added 54 tackles, 10 PDs, 5 ST tackles, a TFL, a FF and a FR...Signed by the Texans on 5/10/13...Played in 6 games and recorded 2 ST tackles in '13...Placed on IR (hamstring) on 10/16/13.

SAFETIES (5)

26 RAHIM MOORE 6-1 195 5th season UCLA
Registered the 9th INT of his career and the 1st takeaway of the season for the Texans in Week 2 at CAR...Signed by the Texans as a UFA on 3/12/15...Selected by Broncos in 2nd round (45th overall) of the '11 NFL Draft...5th-year safety who has started 54-of-64 reg. season games, totaling 212 tackles (179 solo), 1.0 sack, 9 INTs, 22 PDs, 1 QBH, 5 TFLs, 2 FFs and 3 FRs...Diagnosed with acute lateral compartment syndrome in his leg in Nov. '13 and spent rest of season on IR.

27 QUINTIN DEMPS 5-11 208 8th season UTEP
Season-high 2 PDs in Week 11 vs. NYJ...Posted FF & FR in Week 10 at CIN...Had an INT in Week 3 vs. TB...9 INTs since '13 is tied for 8th among NFL safeties...Led the Texans with 8 tackles and added a half-sack in Week 2 at CAR...Signed by the team as a free agent on 8/19/15...Has played in 90 career games (24 starts), recording 189 tackles (134 solo), 34 PDs, 12 INTs, 3 FFs, 2 FRs and 1.5 sacks...Played in all 16 games and tallied 4 INTs in each of the last 2 years with KC ('13) and NYG ('14).

29 ANDRE HAL 5-10 188 2nd season Vanderbilt
Season-high 5 tackles and 1 PD in Week 13 at BUF...Sealed the win for Texans with INT on Jets final possession in Week 11...2nd player in team history with 2 INTs and 1 returned for TD in a game (Week 6 at JAX)...Selected by Texans in 7th round in '14...As a rookie, played in 14 games, made 18 tackles and had 4 PDs...Appeared in 50 games for Vanderbilt and made 133 career tackles with 6 INTs and 37 PDs...Named All-SEC 2nd-team by both league head coaches and AP in '13.

35 EDDIE PLEASANT 5-10 210 3rd season Oregon
In last 4 games (Weeks 10-13), has 14 tackles (8 solo) and 4 PDs...Notched 1st career INT and tied career-high with 2 PDs in Week 11 vs. NYJ...Recovered a fumble on a KO return in Week 8 vs. TEN...Notched 1st half-sack of career in Week 2 at CAR...Has played in 44 reg. season games (1 start) and 2 postseason games...Has 38 tackles, 21 ST tackles and 7 PDs in his career...Played in 14 games and recorded a tackle, 5 ST tackles and a PD in '14...Re-signed by Texans on 3/9/15.

40 KURTIS DRUMMOND 6-1 208 Rookie Michigan St.
Led team with career-high 3 ST tackles in Week 13 at BUF...2 ST tackles in Week 11 vs. NYJ...Forced a fumble on a kickoff return in his first career game in Week 8 vs. TEN...Signed to the active roster from the PS on 10/27/15...Signed as a rookie free agent out of Michigan State on 5/8/15...Named 1st-team All-America and Big Ten Defensive Back of the Year in '14.

SPECIALISTS (3)

8 NICK NOVAK (K) 6-0 198 8th season Maryland
Has made 8 consecutive field goal attempts since Week 5 vs. IND...Made a season-high 4 PATs in Week 6 at JAX...Signed by Texans on 9/30/14...Played in 91 career games with Arizona ('05), Washington ('05-06), Kansas City ('08), San Diego ('11-14) and Houston ('15)...Made 128-of-156 field goals (82.1%) and 209 extra points for 593 total points scored.

9 SHANE LECHLER (P) 6-2 237 16th season Texas A&M
Top career gross punting avg. in NFL history, 47.4...Fastest player in NFL history to reach 50,000 yards punting (1,051 punts) and is just 1-of-6 players with 50,000-plus yards punting...6-time All-Pro ('00, '03-04, '08-10)...7-time Pro Bowler ('01, '04, '07-11)...Owns league's longest active games played streak at 218 games...Signed by Texans as a UFA on 3/23/13 after 13 seasons in Oakland...Set franchise record with 47.6 gross average in '13.

46 JON WEEKS (LS) 5-10 246 6th season Baylor
Played in 92 consecutive career games...Hasn't missed a game throughout his career...Has appeared in all 4 of Houston's playoff games...Signed with the Texans in '10 offseason and made the roster out of training camp...Signed to a contract extension on 9/7/15.

DeANDRE HOPKINS NOTES

WEEK 14 • HOUSTON TEXANS vs. NEW ENGLAND PATRIOTS

THREE'S COMPANY



HOPKINS

For his career, WR DeAndre Hopkins has posted the most receptions, receiving yards and touchdowns through the first three seasons of a player's career in Texans history. He also holds the record for the most 100-yard receiving games through as many seasons in team history.

MOST RECEPTIONS IN FIRST THREE SEASONS, TEXANS HISTORY

Player	Seasons	Rec.
DeAndre Hopkins	2013-15	214
Andre Johnson	2003-05	208
Owen Daniels	2006-08	167

MOST REC. YARDS IN FIRST THREE SEASONS, TEXANS HISTORY

Player	Seasons	Yds
DeAndre Hopkins	2013-15	3,181
Andre Johnson	2003-05	2,806
Owen Daniels	2006-08	1,982

MOST REC. TOUCHDOWNS IN FIRST THREE SEASONS, TEXANS HISTORY

Player	Seasons	TDs
DeAndre Hopkins	2013-15	18
Andre Johnson	2003-05	12
Owen Daniels	2006-08	10

MOST 100-YARD REC. GAMES IN FIRST THREE SEASONS, TEXANS HISTORY

Player	Seasons	Gms
DeAndre Hopkins	2013-15	10
Andre Johnson	2003-05	9
Arian Foster	2009-11	3

KEEPIN' IT 100

WR DeAndre Hopkins became the second player in franchise history to record four consecutive 100-yard receiving games when he did so in Weeks 3-6. He also became the second player with back-to-back 10-catch, 100-yard games in Weeks 5-6. Below is a look at the longest streaks of 100-yard receiving games and 10-catch, 100-yard receiving games in team history:

MOST CONSECUTIVE 100-YARD RECEIVING GAMES, TEXANS HISTORY

Player	Dates	Games
DeAndre Hopkins	9/27/15-10/18/15	4
Andre Johnson	10/5/08-10/26/08	4
Andre Johnson	9/9/07-11/18/07	3
Andre Johnson	Nine occasions	2

MOST CONSECUTIVE 10-CATCH, 100-YARD RECEIVING GAMES, TEXANS HISTORY

Player	Dates	Games
Andre Johnson	10/12/08-10/26/08	3
DeAndre Hopkins	10/8/15-10/18/15	2
Andre Johnson	12/30/12-9/9/13	2

HOP AT THE TOP

WR DeAndre Hopkins ranks among the best in the NFL in several of-fensive categories this season:

MOST RECEIVING YARDS IN NFL, 2015

Player	Team	Rec. Yds
Julio Jones	Atlanta	1338
Antonio Brown	Pittsburgh	1310
DeAndre Hopkins	Houston	1169

MOST RECEPTIONS IN NFL, 2015

Player	Team	Rec.
Julio Jones	Atlanta	102
Antonio Brown	Pittsburgh	93
Larry Fitzgerald	Arizona	91
DeAndre Hopkins	Houston	86

MOST RECEIVING TOUCHDOWNS IN NFL, 2015

Player	Team	Rec. TDs
Tyler Eifert	Cincinnati	12
Allen Robinson	Jacksonville	11
DeAndre Hopkins	Houston	10
Two others		10

MOST THIRD-DOWN RECEPTIONS IN NFL, 2015

Player	Team	Rec.
Antonio Brown	Pittsburgh	31
Odell Beckham	New York Giants	26
Brandon Marshall	New York Jets	24
DeAndre Hopkins	Houston	23
Pierre Garcon	Washington	23

MOST SCRIMMAGE YARDS IN NFL, 2015

Player	Team	Rush Yds	Rec. Yds	Scrimm. Yds
Adrian Peterson	Minnesota	1182	189	1371
Antonio Brown	Pittsburgh	28	1310	1338
Julio Jones	Atlanta	0	1338	1338
Doug Martin	Tampa Bay	1133	194	1327
Devonta Freeman	Atlanta	811	476	1287
Mark Ingram	New Orleans	769	405	1174
DeAndre Hopkins	Houston	0	1169	1169

MOST FIRST DOWNS IN NFL, 2015

Player	Team	Rush FDs	Rec. FDs	Total FDs
DeAndre Hopkins	Houston	0	69	69
Devonta Freeman	Atlanta	52	17	69
Julio Jones	Atlanta	0	67	67

CATCHING FIRE

WR DeAndre Hopkins has been on a blistering pace this season, as his reception and receiving yardage totals rank among the best in franchise history through 12 games.

MOST RECEPTIONS THROUGH FIRST 12 GAMES, TEXANS HISTORY

Player	Season	Rec.
Andre Johnson	2008	88
DeAndre Hopkins	2015	86
Andre Johnson	2006	85

MOST RECEIVING YARDS THROUGH FIRST 12 GAMES, TEXANS HISTORY

Player	Season	Rec. Yds
DeAndre Hopkins	2015	1169
Andre Johnson	2008	1146
Andre Johnson	2013	1123

DeANDRE HOPKINS NOTES

WEEK 14 • HOUSTON TEXANS vs. NEW ENGLAND PATRIOTS

HOP IN THE END ZONE

In Week 13 at Buffalo (12/6), WR DeAndre Hopkins set the franchise record for the most receiving touchdowns in a single season with 10. Hopkins' touchdown total is tied for third in the NFL in 2015.

MOST RECEIVING TOUCHDOWNS IN A SEASON, TEXANS HISTORY

Rk	Player	Year	Rec. TDs
1	DeAndre Hopkins	2015	10
2	Andre Johnson	2009	9
3t	Andre Johnson	2007	8
3t	Andre Johnson	2008	8
3t	Andre Johnson	2010	8
3t	Kevin Walter	2008	8

MR. OCTOBER

In the month of October in 2015, WR DeAndre Hopkins caught 36 passes for 524 yards and two touchdowns, while posting three straight 100-yard receiving games from Weeks 4-6. Those totals rank among the best in franchise history for the month:

MOST RECEIVING YARDS IN A SINGLE OCTOBER, TEXANS HISTORY

Player	Season	Rec.Yds
Andre Johnson	2008	593
DeAndre Hopkins	2015	524
Andre Johnson	2004	425

MOST RECEPTIONS IN A SINGLE OCTOBER, TEXANS HISTORY

Player	Season	Rec.
Andre Johnson	2008	41
DeAndre Hopkins	2015	36
Andre Johnson	2006	35
Andre Johnson	2004	31
Kevin Walter	2007	30

TWO HOPS THIS TIME

WR DeAndre Hopkins has posted three multiple-touchdown games in 2015, which is tied for the most in a single season in Texans history.

In Week 1 vs. Kansas City (9/13), Hopkins scored two touchdowns and a two-point conversion, as his 14 points marked the second-highest single-game total by a wide receiver in Texans history. He has also scored in all three home openers (2013-15) of his career.

Former Texans TE Owen Daniels is the only other player in team history that has recorded two receiving touchdowns in a season opener (9/9/13), home or road.

MOST MULTIPLE-TOUCHDOWN GAMES IN A SEASON, TEXANS HISTORY

Player	Season	Games
DeAndre Hopkins	2015	3
Andre Johnson	2009	3
Three other players		2

MOST POINTS SCORED IN A GAME BY A WIDE RECEIVER, TEXANS HISTORY

Player	Date	Points
Andre Johnson	11/3/13	18
DeAndre Hopkins	9/13/15	14
18 times, most recent: N. Washington, 10/25/15 12		

HOPKINS EMERGING

WR DeAndre Hopkins bettered the solid numbers he posted as a rookie in 2013, leading the Texans with 1,210 yards receiving and six touchdowns on 76 receptions in 2014. The 27th overall pick in the 2013 NFL Draft had four 100-yard games in 2014, including a 238-yard effort in Week 13 vs. Tennessee, besting his first-year totals of 802 yards and 52 receptions.

Hopkins leads third-year players in 2015 with 3,181 yards receiving and ranks second with 214 receptions through his first three seasons. He is the second-youngest player in NFL history to reach 2,000 yards receiving, hitting the mark at 22 years, 198 days. Only Arizona WR Larry Fitzgerald reached 2,000 at a younger age, 22 years, 109 days. He is also the third-youngest to reach 200 catches and 3,000 yards behind Fitzgerald and David Boston.

NFL THIRD-YEAR RECEIVING YARDS LEADERS, 2015

Player	Rec	Yds	Avg	LG	TD
DeAndre Hopkins, Hou	214	3181	14.9	76t	18
Keenan Allen, SD	215	2554	11.9	43t	16
Kenny Stills, NO-Mia	115	1915	16.7	76t	10

NFL THIRD-YEAR RECEPTIONS LEADERS, 2015

Player	Rec	Yds	Avg	LG	TD
Keenan Allen, SD	215	2554	11.9	43t	16
DeAndre Hopkins, Hou	214	3181	14.9	76t	18
Le'Veon Bell (RB), Pit	152	1389	9.1	48	3

HOP TO 100

Hopkins has 10 career 100-yard games, including a career-high five in 2015. The Texans are 5-5 when he reaches the 100-yard mark.

HOPKINS' 100-YARD RECEIVING GAMES, CAREER

Date	Opp.	Rec	Yds	Avg	Lg	TD	
9/9/13	Ten	W	7	117	16.7	28	1
9/21/14	at NYG	L	6	116	19.3	49	0
10/20/14	at Pit	L	6	108	18.0	32	0
11/2/14	Phi	L	6	115	19.2	45	1
11/30/14	Ten	W	9	238	26.4	58t	2
9/27/15	TB	W	8	101	12.6	29	1
10/4/15	at Atl	L	9	157	17.4	28	0
10/8/15	Ind	L	11	169	15.4	34	0
10/18/15	at Jax	W	10	148	14.8	29	2
11/22/15	NYJ	W	5	118	23.6	61t	2

HOPKINS HONORED

The NFL named Texans WR DeAndre Hopkins the AFC Offensive Player of the Week following his performance against Jacksonville in Week 6. Hopkins finished the game with 10 receptions for 148 receiving yards (14.8 avg.) and two touchdowns in Houston's 31-20 victory.

Hopkins became the first player in NFL history with at least nine catches and 145 receiving yards in three consecutive games and recorded his fourth consecutive 100-yard receiving game, which tied the Texans franchise record. At the time, Hopkins had compiled 52 receptions for an NFL-best 726 yards (14.0 avg.) and five touchdowns on the season. He also led the league in third-down receptions (15) and first downs (42), while ranking second in scrimmage yards and receptions.

Hopkins' receptions and receiving yards totals through six games were the most in franchise history and ranked second in the NFL since 1960.

This is the first Player of the Week award for Hopkins in his career. He is the first Texans offensive player since Ryan Fitzpatrick in Week 13 of 2014 to be named Player of the Week and first overall since Randy Bullock won Special Teams Player of the Week in Week 16 of 2014. Hopkins is also the 12th offensive player to win AFC Player of the Week in franchise history and 33rd overall.

OFFENSE / SPECIAL TEAMS NOTES

WEEK 14 • HOUSTON TEXANS vs. NEW ENGLAND PATRIOTS

BIG DAY DeANDRE

WR DeAndre Hopkins had 238 yards receiving on nine receptions against Tennessee in Week 13. The big day put Hopkins over the 1,000-yard mark for the season for the first time in his career.

Below are some other notes from Hopkins' big day:

- Became the 7th-youngest player in NFL history to reach 1,000 yards receiving in a season at 22 years and 177 days.
- Joined Andre Johnson as the second player in franchise history with 200 yards receiving in a game and 1,000 yards receiving in a season.
- Became the 5th-youngest player since 1960 with 200 yards receiving in a game.
- Posted the highest single-game average per catch (26.4) of any player in franchise history with at least five receptions in a game.

STRETCHING THE FIELD

WR DeAndre Hopkins is the first player in franchise history to have more than 50 receptions and average more than 15.0 yards per reception in back-to-back seasons. Hopkins averaged 15.9 yards per catch and had a career-high 76 receptions in 2014. He averaged 15.4 yards per reception on 52 receptions in 2013. Hopkins ranked fifth in the AFC in 2014 with 12 receptions of 25-plus yards.

2014 AFC LEADERS, RECEPTIONS OF 25-PLUS YARDS

Player	Team	Rec.
T.Y. Hilton	Ind	17
Emmanuel Sanders	Den	16
Demaryius Thomas	Den	15
Antonio Brown	Pit	14
DeAndre Hopkins	Hou	12

BLUE HITS ROOKIE RUSHING MARK

RB Alfred Blue tied a franchise rookie record with 156 yards rushing on a franchise-record 36 carries against Cleveland in Week 11 in 2014. The sixth-round pick out of LSU posted the highest rushing total by a rookie in the NFL in 2014, besting his former college teammate, Cincinnati rookie RB Jeremy Hill's top season totals. Hill ran for 154 yards against Jacksonville on Nov. 2.

TOP ROOKIE SINGLE-GAME RUSHING PERFORMANCES, 2014

Player, Tm	Date	Opponent	Att	Yds
Alfred Blue, Hou	11/16	at Cleveland	36	156
Jeremy Hill, Cin	11/2	vs. Jacksonville	24	154
Jeremy Hill, Cin	11/16	at New Orleans	27	152
Jeremy Hill, Cin	12/14	at Cleveland	25	148
Jeremy Hill, Cin	12/22	Denver	22	147

Blue became the third rookie running back drafted in the sixth round or later in NFL history to rush for 150-plus yards on 35-plus carries.

ROOKIE RUSHERS DRAFTED SIXTH ROUND OR LATER WITH 35+ CARRIES AND 150+ YARDS IN NFL HISTORY

Player, Tm	Date	Opponent	Att	Yds	TD
Mike Anderson, DEN	12/3/03	at New Orleans	37	251	4
Marion Butts, SD	12/17/89	at Kansa City	39	176	0
Alfred Blue, HOU	11/16/14	at Cleveland	36	156	0

Blue entered the Cleveland game with 68 carries for 234 yards and achieved the feat in the 10th game of his career. Anderson and Butts hit the mark in their 13th and 15th game, respectively. Anderson had 193 carries for 971 yards and Butts had 155 carries for 491 yards coming into their first career 35-plus carry and 150-plus yard game.

Blue finished second on the team with 528 yards rushing in 2014.

LECHLER RETURNS TO EAST BERNARD

On Friday, Sept. 25, P Shane Lechler returned to his high school for a special event called the Super Bowl High School



Honor Roll, where he delivered a commemorative golden football to honor East Bernard High School for their contribution to Super Bowl history. Lechler played in Super Bowl XXXVII while with the Oakland Raiders.

Lechler served as the honorary captain for the East Bernard game and delivered a pregame speech to the team. The Texans were also on hand with inflatables, giveaways and Texans Cheerleaders to make this a special evening for Lechler and the East Bernard community.

THE LONG-SHOT LONGSNAPPER



WEEKS

Texans LS Jon Weeks' route to the NFL was quite circuitous. A self-described "military brat," Weeks was born in Bethpage, N.Y. and graduated from high school in Glendale, Ariz.

As a senior at Mountain Ridge High, Weeks attended a special teams camp, where he caught the eye of the coaches from Baylor University. He walked on at Baylor as a long snapper and eventually earned a scholarship.

After college, Weeks volunteered at a hospital and began a nine-week certification program to become a firefighter. Taking one last stab at his football dreams, he attended coach Gary Zauner's specialists combine and caught the attention of a Texans scout. The Texans invited Weeks for a tryout and signed him the following day, and Weeks won his roster spot during Houston's 2010 training camp.

Weeks has handled all snapping duties in his six seasons with the Texans and has remained consistent at his job, totaling 900 extra-point, field-goal and punt snaps in 96 regular season and postseason games.

WEEKS EXTENDED FOR YEARS

LS Jon Weeks was signed to a contract extension on Monday, Sept. 7. He has played in all 92 regular season games and four postseason contests since joining the Texans in 2010. He was originally signed by the Texans as a free agent on April 28, 2010.

Head Coach Bill O'Brien was asked about Weeks in a press conference and had this to say about the sixth-year long snapper: "Very valuable guy on the team. Long snappers that are really good like him are hard to find, and I think one of the things that people probably don't know about him is how hard he works. He's in here very early in the morning, 5:30, quarter to six in the morning, working out in the weight room, trying to perfect his snapping, his craft, in the weight room, early on the practice field, always watching tape. He's kind of the captain of that line, that punt protection line as far as directing it and making calls along with the personal protectors. He's a very valuable guy and we're happy to have him."

DEFENSIVE PLAYER NOTES

WEEK 14 • HOUSTON TEXANS vs. NEW ENGLAND PATRIOTS

CRICK POSTS CAREER NUMBERS IN '14



CRICK

DE Jared Crick posted career numbers in his first year as a starter in 2014. The third-year veteran out of Nebraska started 15 games and had career highs with 56 tackles, 3.5 sacks, six passes defended, 11 quarterback hits and six tackles for loss.

Crick tied for 10th among all defensive ends in tackles and tied for second among defensive ends in passes defended. The only defensive end with more passes defended than Crick was teammate **J.J. Watt**. The Texans were the only AFC team to have two defensive ends with more than 50 tackles in 2014.

2014 TACKLE LEADERS AT DEFENSIVE END

Player	Tm	Tot	Solo	Asst
J.J. Watt	Hou	78	59	19
Jason Pierre-Paul	NYG	76	54	22
Kroy Biermann	Atl	75	41	34
Carlos Dunlap	Cin	66	40	26
Fletcher Cox	Phi	61	48	13
Rob Ninkovich	NE	61	44	17
Calais Campbell	Ari	58	48	10
Everson Griffen	Min	58	41	17
Jared Allen	Chi	57	38	19
Jared Crick	Hou	56	29	27

2014 PASSES DEFENDED LEADERS AT DEFENSIVE END

Player	Tm	PD
J.J. Watt	Hou	10
Jared Crick	Hou	6
Jason Pierre-Paul	NYG	6
Robert Quinn	StL	6
Carlos Dunlap	Cin	5
Cameron Jordan	NO	5
Brett Keisel	Pit	5
Muhammad Wilkerson	NYJ	5

TACKLING MACHINE

ILB **Brian Cushing's** 17-tackle performance against the New York Giants in Week 3 of 2014 tied Jamie Sharper for the franchise single-game record.

HOUSTON TEXANS SINGLE-GAME TACKLES

Player	Date	Opp	Tot	S	A
Brian Cushing	9/21/14	NYG	17	8	9
Jamie Sharper	12/14/03	TB	17	12	5
Jamie Sharper	11/9/03	Cin	17	9	8
Jay Foreman	11/23/03	NE	16	14	2

It was also the second-most tackles in a game in 2014:

2014 NFL SINGLE-GAME TACKLES

Player, Tm	Date	Opp	Tot	S	A
Chris Borland, SF	11/2	StL	18	15	3
Brian Cushing, Hou	9/21	NYG	17	8	9
Curtis Lofton, NO	12/7	Car	17	11	6
Chris Borland, SF	11/9	NO	17	11	6

JACKSON & J-JO ON PATROL



JACKSON



JOSEPH

Since 2011, **Kareem Jackson** and **Johnathan Joseph** have served as Houston's starting cornerbacks. In that time, the duo has combined for 112 passes defended and 21 interceptions, three of which have been returned for touchdowns.

Since Jackson and Joseph have manned the corners, Texans opponents have the lowest completion percentage in the NFL at 56.2 and the second-lowest net yards passing per game at 214.2.

Their performances have allowed the pair to ascend some of the franchise's all-time lists. Jackson is fourth on the franchise's passes defended list with 54 and Joseph is first with 68. Joseph is also second in franchise history with 12 interceptions, while Jackson is tied for third with 11. Joseph is the franchise's all-time leader with 279 return yards on interceptions, while Jackson is second with 241.

HOUSTON TEXANS ALL-TIME PASSES DEFENDED

Player	Years	Gms	PD
Johnathan Joseph	2011-15 (5)	72	68
Dunta Robinson	2004-09 (6)	84	63
Marcus Coleman	2002-05 (4)	58	56
Kareem Jackson	2010-15 (6)	82	54
Glover Quin	2009-12 (4)	63	47

HOUSTON TEXANS ALL-TIME INTERCEPTIONS

Player	Years	Gms	Int	Yds TD
Dunta Robinson	2004-09 (6)	84	13	162 1
Johnathan Joseph	2011-15 (5)	72	12	279 2
Kareem Jackson	2010-15 (6)	82	11	241 1
Marcus Coleman	2002-05 (4)	58	11	217 1
Aaron Glenn	2002-04 (3)	43	11	221 2

LEADS THE PDs

CB **Johnathan Joseph** leads all NFL players with 144 passes defended since he began his career with Cincinnati in 2006.

MOST PASSES DEFENDED, 2006-15

Player, Tms	G	PD
Johnathan Joseph, Cin-Hou	139	144
Darrelle Revis, NYJ-TB-NE-NYJ	121	128
Asante Samuel, NE-Phi-Atl	113	127
DeAngelo Hall, Atl-Oak-Was	134	122
Tramon Williams, GB-Cle	139	122
Charles Woodson, GB-Oak	144	118

HIGH FIVE

CB **Johnathan Joseph** tied a single-game career-high with five passes defended in Week 3 against Tampa Bay (9/27). The last time he recorded that many was against Baltimore on Nov. 8, 2009 while he played for Cincinnati. Joseph's five passes defended also tied for the second-most in a single game in Texans history.

MOST PASSES DEFENDED IN A SINGLE GAME, TEXANS HISTORY

Rk	Player	Date	PDs
1	Aaron Glenn	9/8/02	6
2t	Johnathan Joseph	9/27/15	5
2t	Aaron Glenn	12/19/04	5
2t	Glover Quin	11/28/10	5
2t	Kenny Wright	9/28/03	5

J.J. WATT NOTES

WEEK 14 • HOUSTON TEXANS vs. NEW ENGLAND PATRIOTS

A YEAR UNLIKE ANY OTHER



WATT

Texans DE J.J. Watt garnered numerous accolades in 2014, including being named the first unanimous Associated Press Defensive Player of the Year in NFL history. Watt did so with a combination of defensive statistics rarely achieved and some never achieved more than once by any player but him, in 2012.

The two-time Defensive Player of the Year recorded 20.5 sacks in a season for the second time in his career but differentiated from the 2012 campaign by adding some scoring prowess with five touchdowns, including three on offense and a safety.

Some called Watt's 2012 season the best ever by a defensive player but only two years later, it may not even be the best season of his career. Below is a comparison of Watt's two best seasons as a pro.

J.J. WATT 2012 vs. 2014

STATISTIC	2012	2014
Tackles (official)	81	78
Sacks	20.5	20.5
Sack Yards	138.5	140.0
Interceptions	0	1
Passes Defensed	16	10
Quarterback Hits	46	51
Tackles For Loss	39	29
Forced Fumbles	4	4
Fumble Recoveries	2	5
Safeties	0	1
Receiving TDs	0	3
Interception TDs	0	1
Fumble Return TDs	0	1
Total TDs	0	5
Total Points	0	32
AWARDS		
Bert Bell	No	Yes
AP Def PoY	Yes	Yes (unanimous)
PFWA Def PoY	Yes	Yes
NFL 101 AFC Def PoY	Yes	Yes
AP 1st Team All-Pro	Yes (unanimous)	Yes (unanimous)
PFWA All-NFL	Yes	Yes
USAF All-Fundamentals	Yes	Yes
AFC Def. Player of Month	Sept. & Dec.	Sept. & Dec.
Team MVP	Yes	Yes

70 IN 75

In Week 12 vs. New Orleans (11/29), DE J.J. Watt notched his 70th career sack in his 75th career game. He became the second-fastest player to reach 70.0 career sacks behind only Pro Football Hall of Fame DE Reggie White, who accomplished the feat in his 57th career game. Watt's milestone sack came when he brought down Saints QB Drew Brees for a 5-yard loss in the third quarter.

WATT A START

In Week 1 vs. Kansas City (9/13/15), DE J.J. Watt finished with nine tackles (all solo), including six for a loss and 2.0 sacks. Below are some of the highlights of his 2015 season-opening performance:

- His six tackles for loss tied a single-game career-high (vs. Indianapolis, 12/16/12)
- His 2.0 sacks tied for the most in a season opener in franchise history (Mario Williams, three times, last vs. Indianapolis, 9/11/11)
- Tallied the 18th multiple-sack game of his career, which is the most in the NFL since 2011
- Became the eighth player in team history to record 300 career tackles (304)
- Extended his streak of consecutive regular season games started to 65, which ranked third among all active NFL defensive ends
- Posted a sack in the fourth straight home opener (2012-15) of his career
- Recorded a sack in his sixth straight game, dating back to 2014, which surpassed his previous career-long of five games (Weeks 6-11, 2014) and was the second-longest active streak in the NFL (Chiefs OLB Justin Houston, seven games)
- Notched his second straight multiple-sack game, dating back to 2014, which was the second-longest streak of his career (three games, Weeks 13-15, 2014) and was the longest active streak in the NFL
- Increased his career totals to 59.0 sacks and 162 quarterback hits, which were the most of any player since 2011

STAT FILLER, LEAGUE LEADER

DE J.J. Watt leads his peers since his rookie season in 2011 with a franchise-record 70.5 sacks. Within the top 5 NFL sack leaders during that time, Watt also leads with 354 tackles, 287 solo tackles, 42 passes defensed, 201 quarterback hits, 127 tackles for loss and 11 fumble recoveries, according to official NFL statistics.

TOP 5 SACK LEADERS SINCE 2011 (Category leaders in *bold italics*)

Player	G	Tot	Solo	Asst	Sks	FF	FR	PD	QBH	TFL
J.J. Watt	76	354	287	67	70.5	13	11	42	201	127
Von Miller	69	254	198	56	58.0	15	5	10	116	80
Justin Houston	70	259	221	38	56.0	8	4	25	80	66
DeMarcus Ware	68	215	157	58	53.5	10	3	5	99	65
Jared Allen	74	244	168	76	53.0	9	7	19	111	61

THE 70 CLUB

From 2011-15, DE J.J. Watt has posted 70.5 sacks and became the second player since sacks were officially tracked in 1982 to record at least 70.0 sacks through his first five seasons. Watt joined Reggie White (81.0), Derrick Thomas (66.0), DeMarcus Ware (64.5) and Richard Dent (61.5) in accomplishing the feat.

MOST CAREER SACKS IN A PLAYER'S FIRST FIVE SEASONS, NFL, SINCE 1982

Player, Tm	Years	Sacks
Reggie White, Phi	1985-89	81.0
J.J. Watt, Hou	2011-15	70.5
Derrick Thomas, KC	1989-93	66.0
DeMarcus Ware, Dal	2005-09	64.5
Richard Dent, Chi	1983-87	61.5

SACKS BY TEAM, QUARTERBACK

Below is a list of the 70.5 career sacks by DE **J.J. Watt**, broken up by team and by quarterback. He has recorded the most sacks against Tennessee (14.5), followed by Jacksonville (11.5), while Indianapolis QB **Andrew Luck** is the quarterback he has taken down the most with 8.0 career sacks.

WATT SACKS BY TEAM

14.5	Tennessee
11.5	Jacksonville
9.0	Indianapolis
3.0	Detroit, Kansas City, New Orleans, New York Jets
2.5	Denver, Miami
2.0	Baltimore, Green Bay, Oakland
1.5	Philadelphia
1.0	Arizona, Atlanta, Buffalo, Carolina, Cincinnati, Cleveland, Minnesota, New York Giants, Pittsburgh, Washington
0.5	Seattle, Tampa Bay
0.0	Chicago, Dallas, New England, San Diego, San Francisco, St. Louis

WATT SACKS BY QUARTERBACK

8.0	Andrew Luck, Indianapolis
6.0	Blake Bortles, Jacksonville
5.5	Zach Mettenberger, Tennessee
5.0	Jake Locker, Tennessee
4.0	Ryan Fitzpatrick, Buffalo-Tennessee-New York Jets
3.5	Blaine Gabbert, Jacksonville
3.0	Drew Brees, New Orleans
	Matt Hasselbeck, Tennessee
	Alex Smith, Kansas City
	Matt Stafford, Detroit
2.5	Peyton Manning, Denver
	Mark Sanchez, New York Jets-Philadelphia
	Ryan Tannehill, Miami
2.0	Joe Flacco, Baltimore
	Chad Henne, Jacksonville
	Matt McGloin, Oakland
	Aaron Rodgers, Green Bay
1.0	Andy Dalton, Cincinnati
	Robert Griffin III, Washington
	Brian Hoyer, Cleveland
	Eli Manning, New York Giants
	Cam Newton, Carolina
	Dan Orlovsky, Indianapolis
	Carson Palmer, Arizona
	Christian Ponder, Minnesota
	Ben Roethlisberger, Pittsburgh
	Matt Ryan, Atlanta
0.5	Josh Freeman, Tampa Bay
	Russell Wilson, Seattle

SACKING AND SWATTING

DE **J.J. Watt**'s propensity to get his hands on quarterbacks and their passes earned him the moniker "J.J. Swatt." Watt set an NFL record for a defensive lineman with 16 passes defended and led the NFL with a franchise-record 20.5 sacks in 2012.

Five of Watt's 16 passes defended in 2012 were picked off, with four leading to Texans scores. He picked off one pass in 2014 at the line of scrimmage and took it 80 yards for a touchdown in Week 4 against Buffalo. Watt also had a pick-six in the 2011 Wild Card game against Cincinnati.

Since he entered the NFL in 2011, Watt leads all defensive linemen with 42 passes defended. Watt led all defensive linemen in passes defended in 2012 and 2014 and is tied for the lead in 2015.

PASSES DEFENSED, DEFENSIVE LINEMEN (2011-15)

Player	Team	PD
J.J. Watt	Hou	42
Calais Campbell	Ari	26
Jason Pierre-Paul	NYG	24
Cameron Jordan	NO	20
Muhammad Wilkerson	NYJ	20
Jared Allen	Min-Chi-Car	19
Michael Johnson	Cin-TB-Cin	18
Sen'Derrick Marks	Jax	18
Haloti Ngata	Bal-Det	18

THIS DOESN'T HAPPEN OFTEN...

DE **J.J. Watt** scored his fifth touchdown of the 2014 season in Week 13 against Tennessee, adding another feat to a growing list of historical accomplishments. Below is a look at how rare some of those accomplishments are.

1938 - Philadelphia Eagles RB **Jay Arnold** becomes the first player in NFL history with two touchdown catches, an interception-return touchdown and a fumble-return touchdown in a season. **Watt** became the only other player to do so following his touchdown catch in Week 11.

1956 - Chicago Bears DB **J.C. Caroline** scores multiple touchdowns on offense and defense in the same season. **Watt** is the first player to equal that feat since Caroline, according to the Elias Sports Bureau.

1982 - The NFL starts tracking sacks as an official statistic. Since then, Watt is the only NFL player to register a sack, forced fumble, fumble recovery and touchdown reception in the same game (Week 13 vs. Tennessee).

PLAYERS WITH A TD RECEPTION, INT RETURN TD AND OPP. FR FOR TD IN SAME SEASON

1927	George Halas, Chicago Bears
1938	Jay Arnold, Philadelphia Eagles
1961	Billy Stacy, St. Louis Cardinals
2014	J.J. Watt, Houston Texans

WATT'S 2014 TOUCHDOWNS

- 1-yard reception at Oakland in Week 2
- 80-yard interception return vs. Buffalo (E.J. Manuel) in Week 4
- 45-yard fumble return in Week 6 against Indianapolis
- 2-yard reception at Cleveland in Week 11
- 1-yard reception vs. Tennessee in Week 13

Only one other man in the last 44 years has caught a touchdown pass and returned an interception for a touchdown in the same season, Texans Linebackers Coach **Mike Vrabel**, who as a New England Patriot in 2005 returned an interception 24 yards for a touchdown against Carolina and caught three touchdown passes on offense.

SACK ATTACK

J.J. Watt is the only player to record 20.0-or-more sacks more than once in his career since the sack became an official statistic in 1982. He is one of only four since 1982 with two-or-more seasons with at least 17.5 sacks. He led the NFL with 20.5 sacks in 2012.

PLAYERS WITH TWO-OR-MORE SEASONS OF 17.5 SACKS, SINCE 1982

Player, Tm	Year	Sacks	Year	Sacks
Reggie White, Phi-GB	1986	18.0	1987	21.0
	1988	18.0		
J.J. Watt, Hou	2012	20.5	2014	20.5
DeMarcus Ware, Dal	2008	20.0	2011	19.5
Michael Strahan, NYG	2001	22.5	2003	18.5

ICYMI

IN CASE YOU MISSED SOME OF WATT'S ACCOMPLISHMENTS IN 2014...

- Scored the most points (32) by a full-time defensive player since the 1970 AFL-NFL merger. (DB Ray Rhodes scored 36, all as a wide receiver in 1975 and DE Lou Michaels had 43 points kicking in 1971. Neither recorded any significant defensive statistics)
- First player ever with two seasons of 20.0 sacks or more
- First defensive lineman since Chicago Bears DE Connie Mack Berry in 1944 to have at least five touchdowns in a season. Berry had six.
- First defensive linemen or linebacker since to have five touchdowns in a season since LB Bob Hoffman had five touchdowns for the Los Angeles Rams in 1948. Hoffman is the only linebacker in NFL history with five touchdowns in a season.
- First defensive player to have five touchdowns in a season since DB Ken Houston had five touchdowns (all returns) for the Houston Oilers in 1971.
- First player since Chicago Bears DB J.C. Caroline in 1956 to score multiple touchdowns on offense and defense in the same season.
- First player with at least one fumble return for touchdown, one interception return for touchdown and one receiving touchdown since St. Louis Rams DB Billy Stacy in 1961.
- First player in NFL history with five total touchdowns and at least one fumble return for touchdown, one interception return for touchdown and one receiving touchdown.
- First player in NFL history with 10.0-or-more sacks, five fumble recoveries, three forced fumbles and at least one touchdown in NFL history.
- One-of-three players in NFL history with at least 30 tackles, five fumble recoveries, three forced fumbles and at least one touchdown (Jack Del Rio- New Orleans, 1985; Mike Johnson- Cleveland, 1992). He is the only player with two or more touchdowns.
- First player in NFL history with at least eight passes defended, five fumble recoveries, three forced fumbles and at least one touchdown.
- Only player in NFL history with at least 10.0 sacks, five fumbles recovered, three forced fumbles and eight passes defended.
- One-of-two players in NFL history with at least 30 tackles, five fumbles recovered, three forced fumbles and eight passes defended (Jared Allen- Kansas City, 2006)
- One-of-two players in NFL history with at least 10.0 sacks, five fumbles recovered, three forced fumbles and one interception (Rob Burnett- Baltimore, 2000)

WATT SIGNS EXTENSION, CONTINUES DOMINANCE

DE J.J. Watt signed a 6-year contract extension with the Texans on Tuesday, Sept. 2014. He showed why he got that extension in the 16 games that followed:

- Led the NFL with 51 QBH (the most since the NFL began tracking the statistic), 29 TFL and 5 FRs
- Ranked second in NFL by tying his own franchise record with 20.5 sacks and led all defensive linemen with 10 passes defended
- Ranked second on the team with 78 tackles
- Had three touchdown receptions and became the first defensive lineman since 1944 with five touchdowns in a season
- Became the first player since 1956 to have more than one touchdown in a season on offense and defense
- Became the fourth player in NFL history and first in more than 50 years to have a touchdown reception, interception returned for a touchdown and fumble recovery for a touchdown in the same season
- Helped the Texans win four of their last five games by recording a sack in each game and had 11 sacks, 20 QB hits, 14 TFL, 2 FF, 1 FR, 2 PD, 1 TD reception and a safety during the five-game stretch.
- AFC Defensive Player of the Month for September - 16 QBH, 15 tackles, 4 TFL, 3 PD, 2.0 sacks, an INT returned for a touchdown, a blocked PAT and a fumble recovery. Had an 80-yard touchdown return against Buffalo in Week 4 to give Houston a 14-10 lead following a Texans turnover to open the second half, a fumble recovery on the Houston 10-yard line against Washington in Week 1 and a 1-yard touchdown catch for his first career offensive score against Oakland in Week 2.
- Week 5 and 11 Defensive Player of the Week
- The only player in the NFL with a sack, quarterback hit, tackle for loss, interception, forced fumble, fumble recovery, safety and more than one defensive touchdown.

RESERVATIONS FOR SIX

DE J.J. Watt's 80-yard interception return for a touchdown vs. Buffalo (9/28) in Week 4 of 2014 was the longest interception return for a defensive lineman in nearly 15 years and ranks as the sixth-longest interception return by a defensive lineman in NFL history.

ALL-TIME LONGEST INT RETURNS, NFL DEFENSIVE LINEMEN

Player	Date	Tm	Opp	Yds	TD
Grant Wistrom	10/17/99	StL	Atl	91	1
Steve Emtman	10/25/92	Ind	Mia	90	1
Dan Wilkinson	10/31/99	Was	Chi	88	1
Greg Ellis	9/20/99	Dal	Atl	87	1
Greg Townsend	12/4/88	L.A.	Den	86	1
J.J. Watt	9/28/14	Hou	Buf	80	1

It was also the fourth-longest interception return in Texans franchise history.

WATT SETS FRANCHISE RECORDS, LEADS NFL

DE J.J. Watt owns franchise records for fumble recoveries in a career (11) and in a season (5, in 2014). Watt's league-leading five fumble recoveries in 2014 were the most by a defensive lineman since Justin Tuck had five for the New York Giants in 2010.

In the last eight games in which Watt has recovered a fumble, he has also had at least 1.0 sack, dating back to Week 2 of the 2012 season.

WATT'S GAMES WITH A SACK AND FUMBLE RECOVERY

Date	Opp	Sack	FR
9/16/12	at Jac	1.5	1
9/30/12	Ten	2.0	1
11/10/13	at Ari	1.0	2
9/7/14	Was	1.0	1
10/9/14	Ind	2.0	1
10/20/14	at Pit	1.0	1
11/16/14	at Cle	1.0	1
11/30/14	Ten	2.0	1

ON THE OTHER SIDE

DE J.J. Watt's three touchdown receptions in 2014 are the sixth, seventh and eighth by a defensive lineman since 2004 and the first since Denver Broncos DT Mitch Unrein caught a 1-yard touchdown pass from Peyton Manning against Tampa Bay on Dec. 2, 2012. Watt originally attended Central Michigan as a tight end and caught eight passes for 77 yards as a true freshman in 2007 before transferring to Wisconsin.

TOUCHDOWN RECEPTIONS FOR DEFENSIVE LINEMEN, 2004-15

Player, Tm	Date	Opp	Yards
J.J. Watt, Hou	11/30/14	Ten	1
J.J. Watt, Hou	11/16/14	at Cle	2
J.J. Watt, Hou	9/14/14	Oak	1
Mitch Unrein, Den	12/2/12	TB	1
Ryan Denney, Buf	9/27/09	NO	25
Ryan Denney, Buf	9/7/08	Sea	19
Jared Allen, KC	12/2/07	SD	2
Jared Allen, KC	12/23/07	Det	1

It should be noted that Denney's two touchdown receptions came on fake field goal attempts.

The only other defensive player to have a touchdown reception in the last 11 seasons aside from the four defensive linemen listed above is Texans Linebackers Coach Mike Vrabel, who caught nine of his 10 career touchdown passes between 2004-10.

AND THE HITS KEEP COMING

DE J.J. Watt leads the NFL in quarterback hits this year with 42. The former first-round pick set a career-high with 10 quarterback hits against Tennessee in Week 8 (11/1/15), besting his previous career-high of nine, which he had set against the Bills in Week 4 of 2014.

Watt led the NFL in quarterback hits each of the previous three seasons, piling up 43 in 2012, 46 in 2013 and a career-high 51 in 2014, according to NFL statistics.

To put that into perspective, Watt is the only player to record more than 40 quarterback hits in a season since 2006 and is the only player to record more than 30 in a season multiple times since 2006.

SINGLE-SEASON QB HITS (2006-15)				2015 QB HIT LEADERS		
Player	Season	Team	QBH	Player	Team	QBH
J.J. Watt	2014	Hou	51	J.J. Watt	Hou	42
J.J. Watt	2013	Hou	46	Carlos Dunlap	Cin	26
J.J. Watt	2012	Hou	43	Ezekiel Ansah	Det	26
J.J. Watt	2015	Hou	42*	Von Miller	Den	25
Robert Quinn	2013	StL	33	Olivier Vernon	Mia	24
Cameron Wake	2012	Mia	33	Everson Griffen	Min	21
Ndamukong Suh	2012	Det	32	Muhammad Wilkerson	NYJ	21
Jared Allen	2011	Min	32	Aaron Donald	StL	20
Kyle Vanden Bosch	2007	Ten	31	Cliff Avril	Sea	19
John Abraham	2008	Atl	30	Michael Bennett	Sea	19
DeMarcus Ware	2008	Dal	30	Aaron Lynch	SF	19
Aaron Kampman	2006	GB	30			

*Through 12 games, 2015

ALL BY MYSELF

Since passes defended were officially tracked beginning in 1991, 11 players have recorded 10.0 sacks and 10 passes defended in a single season. Only J.J. Watt and Jason Taylor have accomplished that feat more than once.

Texans DE J.J. Watt is the only player to record at least 15.0 sacks and 15 passes defended in the same season. Watt and Reggie White are the only defensive linemen to record at least 13.0 sacks and 13 passes defended in that time.

Below is a look at the players who have had at least 10.0 sacks and 10 passes defended in a single season since 1991.

PLAYERS WITH 10.0 SACKS AND 10 PASSES DEFENSED IN A SEASON, SINCE 1991

Player, Pos.	Season, Tm	G	Sacks	PD
J.J. Watt, DE	2012, Hou	16	20.5	16
J.J. Watt, DE	2014, Hou	16	20.5	10
Tim Harris, LB	1992, SF	16	17.0	10
Jared Allen, DE	2007, KC	14	15.5	11
Simeon Rice, DE	2002, TB	16	15.5	11
Reggie White, DE	1991, Phi	16	15.0	13
Jason Taylor, DE	2006, Mia	16	13.5	11
Wayne Martin, DE	1995, NO	16	13.0	10
Jamir Miller, LB	2001, Cle	16	13.0	14
Alfred Williams, DE	1996, Den	16	13.0	11
Jason Taylor, DE	2005, Mia	16	12.0	10
Steve Foley, LB	2004, SD	16	10.0	12
Greg Lloyd, LB	1994, Pit	15	10.0	11

WATT'S 2012 HONORS

DE J.J. Watt was named the Associated Press 2012 Defensive Player of the Year at the second-annual NFL Honors gala on Feb. 2, 2013 in New Orleans, La. Watt was the first Houston Texans player to earn a League-wide player of the year award. He was the first defensive lineman to be recognized since Miami DE Jason Taylor (2006), the 17th defensive lineman and eighth defensive end to win the award.

Watt led the NFL with 20.5 sacks, which tied for the sixth-most in a season in NFL history, and his 16 passes defended were the most in League history by a defensive lineman. He became the only player in NFL history with at least 14.0 sacks and 14 passes defended in the same season.

Watt led the Texans defense with 107 tackles, 39 tackles for loss, 42 quarterback hits, four forced fumbles. He tied for second on the team with two fumble recoveries.

J.J. WATT'S 2012 HONORS

Award	Organization
Defensive Player of the Year	Associated Press
Defensive Most Valuable Player	Pro Football Weekly/PFWA
AFC Defensive Player of the Year	NFL 101
Unanimous First-Team All-Pro	Associated Press
Pro Bowl Starter	National Football League
All-Fundamentals Team	USA Football
AFC Defensive Player of the Month (Dec.)	National Football League
AFC Defensive Player of the Month (Sept.)	National Football League
Most Valuable Player	Houston Texans



#Texans DE @JJWatt is the only player in NFL history with two 20.0-sack seasons.



#Texans DE @JJWatt is only player to have 15.0 sacks and 15 passes defended in the same season since 1991.

SHANE LECHLER NOTES

WEEK 14 • HOUSTON TEXANS vs. NEW ENGLAND PATRIOTS

ONE OF THE ALL-TIME GREATS



LECHLER

Texans P **Shane Lechler** has posted some of the best career and single-season numbers in NFL history. Lechler is the NFL's all-time leader in gross punting average (47.4) and has posted three of the top eight single-season punting averages in NFL history.

NFL ALL-TIME GROSS PUNTING AVERAGE

Player	Seasons	Punt	Blk	Yds	Avg	TB	In20	Lg
Shane Lechler	2000-15	1259	5	59726	47.4	170	404	80
Bryan Anger	2012-15	341	3	15972	46.8	27	106	73
Thomas Morstead	2009-15	398	1	18626	46.8	31	133	70
Johnny Hekker	2012-15	314	1	14684	46.8	18	105	68
Brandon Fields	2007-15	604	3	28192	46.7	51	209	74

Lechler is the only punter to average more than 50.0 yards per punt in two separate seasons, doing so in 2009 (51.1) and 2011 (50.8) with Oakland.

NFL SINGLE-SEASON GROSS PUNTING AVERAGE

Player	Yr Tm	Punt	Blk	Yds	Avg	TB	In20	Lg
Sammy Baugh	1940 Was	35	-	1,799	51.4	-	-	85
Shane Lechler	2009 Oak	96	0	4,909	51.1	12	30	70
Andy Lee	2011 SF	78	1	3,970	50.9	9	28	68
Shane Lechler	2011 Oak	78	0	3,960	50.8	9	27	80
Brandon Fields	2012 Mia	74	0	3,715	50.2	9	29	67

In 2009, Lechler posted the third-best net punting average in NFL history at 43.9.

NFL SINGLE-SEASON NET PUNTING AVERAGE

Player	Yr Tm	Punt	Blk	Yds	Avg	TB	In20	Lg
Johnny Hekker	2013 StL	78	0	3,609	44.2	4	19	64
Andy Lee	2011 SF	78	1	3,970	44.0	9	28	68
Shane Lechler	2009 Oak	96	0	4,909	43.9	12	30	70
Sam Koch	2014 BAL	60	0	2,595	43.3	4	26	73
Andy Lee	2012 SF	67	0	3,226	43.2	4	36	66
Thomas Morstead	2012 NO	74	0	3,707	43.2	6	20	70

Lechler has punted in 218 consecutive games, tops among active punters. He also leads all active punters with 1,259 career punts, which ranks fourth all-time.

LECHLER AND THE LONG BALL

P **Shane Lechler** set a franchise record with a 71-yard punt in Week 6 against Indianapolis in 2014. It was the 12th punt of 70 yards or more in his career, the most in the NFL since 1991.

MOST PUNTS OF 70-PLUS YARDS SINCE 1991

Player	70-Yarders
Shane Lechler	12
Craig Hentrich	7
Jon Ryan	7
Brian Moorman	6
Dustin Colquitt	6
Andy Lee	6

AT SECOND GLANCE

P **Shane Lechler** set a franchise record and posted the seventh-best single-game gross punt average in NFL history in Week 10 of 2013 at Arizona at 58.9 on seven punts. **It was the highest single-game average ever for someone who punted seven-or-more times in a game.**

NFL SINGLE-GAME PUNT AVERAGE (7-or-more punts)

Player	Date	Tm	Opp	Punt	Avg
Shane Lechler	11/10/13	Hou	Ari	7	58.9
Johnny Hekker	10/4/12	StL	Ari	7	56.9
Shane Lechler	9/20/09	Oak	KC	7	56.9
Brad Nortman	11/24/13	Car	Mia	7	56.7
Brandon Fields	12/12/10	Mia	NYJ	10	56.4

Lechler also became the sixth player in NFL history to reach 50,000 punting yards against Arizona. He did so on his 1,052nd punt, 99 punts fewer than it took the next fastest player to do so, **Sean Landeta**.

FEWEST PUNTS TO REACH 50,000 PUNT YARDS

Player	Seasons	Punts
Shane Lechler	2000-14 (15)	1,052
Sean Landeta	1985-05 (21)	1,151
Chris Gardocki	1991-06 (16)	1,169
Lee Johnson	1985-02 (18)	1,175
Brad Maynard	1997-11 (15)	1,191
Jeff Feagles	1988-09 (22)	1,199

PLAYERS WITH MORE THAN 50,000 YARDS PUNTING

Player	Seasons (Yrs)	G	Punt	Blk	Yds	Avg
Jeff Feagles	1988-09 (22)	352	1,713	12	71,211	41.6
Sean Landeta	1985-05 (21)	284	1,401	6	60,706	43.3
Shane Lechler	2000-15 (16)	250	1,259	5	59,726	47.4
Brad Maynard	1997-11 (15)	238	1,339	5	56,021	41.8
Lee Johnson	1985-02 (18)	259	1,226	6	51,979	42.4
Chris Gardocki	1991-06 (16)	244	1,177	0	50,336	42.8

ON THE ALL-TIME CHARTS

STATISTIC	Mark	Rank	Next Ahead of Lechler
Games Played	250	371	Mike Kenn, 251
Punts	1,259	4	Brad Maynard, 1,339
Yards Punting	59,726	3	Sean Landeta, 60,706
Punting Average	47.4	1	--
Inside the 20	404	3	Brad Maynard, 439
Net Punt Yards	49,173	3	Sean Landeta, 49,735
Net Average	38.9	14	Two players, 39.1

SO HOW LONG IS THAT?

P **Shane Lechler** has accumulated 59,726 yards punting in his career. So how long is that?

33.94 miles

Or 77.6 percent of the 43.75 miles from NRG Stadium to East Bernard High School in East Bernard, Texas, Lechler's alma mater, according to Mapquest.com.

2015 SCHEDULE NOTES

WEEK 14 • HOUSTON TEXANS vs. NEW ENGLAND PATRIOTS

Date	Opponent	All-Time Series	Note
Sept. 13	Kansas City	3-4	Kansas City 27, Houston 20: The Texans snapped a five-game winning streak in season openers, which was the longest active streak in the NFL. DE J.J. Watt contributed with nine solo tackles, including six for loss and 2.0 sacks. WR Nate Washington became the first Texan to post 100 receiving yards in his debut with the team and WR DeAndre Hopkins scored 14 points (2 rec. TDs, 1 2-pt conv.), the 2nd-highest single-game total by a WR in franchise history.
Sept. 20	at Carolina	2-2	Carolina 24, Houston 17: The Texans suffered their first road loss in the all-time series with Carolina. QB Ryan Mallett made his first start of the season and recorded the second-most passing attempts (58) in Texans history. DE J.J. Watt became the second-fastest player in NFL history to reach 60.0 career sacks (66 games) behind only Reggie White (47 games).
Sept. 27	Tampa Bay	3-1	Houston 19, Tampa Bay 9: Houston picked up its first win of the season behind a strong running game from RB Alfred Blue, who recorded the second-most rushing attempts (31) and yards (139) of his career. QB Ryan Mallett threw a touchdown pass in his third straight game and WR DeAndre Hopkins tallied his third receiving touchdown of the year, tied for the most through the first three games of a season in Texans history.
Oct. 4	at Atlanta	2-2	Atlanta 48, Houston 21: The Texans fell to 1-3 overall and 0-2 on the road in 2015. Houston scored 21 points in the fourth quarter, which is tied for the third-highest fourth quarter total in team history. WR DeAndre Hopkins posted back-to-back 100-yard receiving games for the first time in his career.
Oct. 8	Indianapolis	4-23	Indianapolis 27, Houston 20: The Texans fell to the Colts on Thursday Night Football for the second straight season, both by seven points or less. QB Brian Hoyer threw his first 300-yard game of the season and connected with WR Jaelen Strong for two touchdowns. WR DeAndre Hopkins recorded the most receptions and receiving yards in the first five games of a season in franchise history.
Oct. 18	at Jacksonville	16-11	Houston 31, Jacksonville 20: In their first road win of 2015, the Texans recorded season highs in sacks (3.0) and interceptions (3). WR DeAndre Hopkins became the first player in NFL history with 9 catches and 145 yards in 3 straight games and tied a team record with 4 straight 100-yard receiving games. Houston's seven road wins against Jacksonville are the most in franchise history against a single opponent.
Oct. 25	at Miami	7-1	Miami 44, Houston 26: Houston suffered its first-ever loss to Miami in the series. DE J.J. Watt led the team with 2.0 sacks, while OLB Jadeveon Clowney picked up his first career sack. WR Nate Washington posted season highs in catches (9), rec. yards (127) and TDs (2).
Nov. 1	Tennessee	12-15	Houston 20, Tennessee 6: The Texans won their 4th straight home game against the Titans for the first time ever. Houston tied a franchise record with 7.0 sacks, led by OLB Whitney Mercilus (3.5) and DE J.J. Watt (2.5). Texans WR Nate Washington scored a 42-yard touchdown against his former team.
Nov. 16	at Cincinnati	6-4*	Houston 10, Cincinnati 6: Houston extended a streak of not allowing a touchdown to 10 consecutive quarters, which is the second-longest streak in franchise history. Texans CB Johnathan Joseph intercepted a pass in his fourth straight game against the Bengals (including postseason). QB T.J. Yates entered the game in the third quarter and threw a 22-yard game-winning touchdown pass to WR DeAndre Hopkins.
Nov. 22	New York Jets	2-5	Houston 24, New York 17: Houston won their third straight game of the season and first against the Jets at home (1-2). DE J.J. Watt posted his 4th straight 10-sack season, which was the longest active streak in the NFL. At 23 years, 169 days old, WR DeAndre Hopkins became the third-youngest player in NFL history to record 200 catches and 3,000 receiving yards in his career.
Nov. 29	New Orleans	2-2	Houston 24, New Orleans 6: Houston held its opponent to six points for the third time in four games. The Texans broke a streak of 155 games in which the Saints had scored a touchdown, 2nd-longest in NFL history. They also broke QB Drew Brees' streak of 45 games with a passing touchdown, which was the longest active streak in the NFL. DE J.J. Watt became the 2nd-fastest player in 70.0 career sacks (75 games).
Dec. 6	at Buffalo	4-4	Buffalo 30, Houston 21: WR DeAndre Hopkins set the franchise single-season record for receiving touchdowns with his 10th of the year. QB Brian Hoyer threw for three touchdowns and 293 yards. RB Chris Polk scored his first career receiving touchdown.
Dec. 13	New England	1-5*	Houston takes on New England for the fourth time since 2012. The Texans faced the Patriots twice in 2012, including in the AFC Divisional Round. Texans Head Coach Bill O'Brien served as the Patriots offensive assistant (2007), wide receivers coach (2008), quarterbacks coach (2009-10), and offensive coordinator (2011).
Dec. 20	at Indianapolis	4-22	Houston is still in search of its first win at Indianapolis. The Texans fell to the Colts, 17-10, in last year's matchup at Lucas Oil Stadium.
Dec. 27	at Tennessee	11-15	The Texans are 5-8 on the road against the Titans but are 3-1 in their last four matchups in Tennessee. Last year, Houston won 30-16 behind 151 rushing yards and three touchdowns (two rushing, one receiving) from RB Arian Foster.
Jan. 3	Jacksonville	15-11	Houston and Jacksonville will meet in the season finale for the second consecutive season and the fourth time overall. The Texans closed out the 2014 season with a 23-17 win against the Jaguars after posting wins against Jacksonville in the 2007 and 2010 season finales.

* - INCLUDES POSTSEASON MATCHUPS

TEXANS 2015 OPPONENTS					
HOME	RECORD vs. (HOME)	LAST HOME GAME	ROAD	RECORD vs. (ROAD)	LAST ROAD GAME
Kansas City	2-3	2015 (L, 27-20)	Carolina	1-1	2015 (L, 24-17)
Tampa Bay	2-0	2015 (W, 19-9)	Atlanta	0-2	2015 (L, 48-21)
Indianapolis	4-10	2015 (L, 27-20)	Jacksonville	7-7	2015 (W, 31-20)
Tennessee	7-7	2015 (W, 20-6)	Miami	3-1	2015 (L, 44-26)
New York Jets	1-2	2015 (W, 24-17)	Cincinnati	3-2	2015 (W, 10-6)
New Orleans	2-0	2015 (W, 24-6)	Buffalo	2-2	2015 (L, 30-21)
New England	1-2	2013 (L, 34-31)	Indianapolis	0-13	2014 (L, 17-10)
Jacksonville	9-4	2014 (W, 23-17)	Tennessee	5-8	2014 (W, 30-16)

TEXANS TV AND RADIO

WEEK 14 • HOUSTON TEXANS vs. NEW ENGLAND PATRIOTS

	Monday	Tuesday	Wednesday	Thursday	Friday	Saturday	Sunday	
6:00 am								
6:30 am								
7:00 am								
7:30 am								
8:00 am	Texans Monday	Verizon Texans Players Show						
8:30 am								Texans Gameday
9:00 am							Texans Countdown presented by FCL Dental	Countdown Live (10-11 a.m.)
9:30 am								Texans Pre-Game**
10:00 am						Texans Pre-Game		
10:30 am						Texans Gameday		
11:00 am								
11:30 am								
12:00 pm					Texans Game Plan			
12:30 pm								
1:00 pm								
1:30 pm								
2:00 pm								
2:30 pm	O'Brien Press Conf.							
3:00 pm								
3:30 pm								Texans Wrap Live
4:00 pm								Texans Post Game (1 hr after game)
4:30 pm								
5:00 pm	Coaches Show						Texans Post Game Presented by Crown Royal Regal Apple	
5:30 pm								
6:00 pm	Texans All Access	The Duane Brown Show	Texans All Access	Texans Huddle	Texans Weekly			
6:30 pm		Texans All Access		Texans All Access (6-8 p.m.)	Texans All Access (6-8 p.m.)	Texans Extra Points		
7:00 pm								
7:30 pm								
8:00 pm		Texans Replay with John Harris						
8:30 pm								
9:00 pm								
9:30 pm								
10:00 pm						Primero y Diez (10:15)		
10:30 pm	O'Brien Press Conference Re-air					Texans Late Night	Inside The Game (10:35 p.m.)	
11:00 pm								
11:30 pm								

 Texans Radio on SportsRadio610 AM
  FOX Sports Southwest
  ESPN Deportes Radio
  Telemundo
  KTRK - ABC 13
  KPRC - NBC 2

TEXANS TV AND RADIO LINEUP

WEEK 14 • HOUSTON TEXANS vs. NEW ENGLAND PATRIOTS

NETWORK TV

Network	Show	Show Day	Show Time
KTRK	Inside The Game	Sunday	11-11:30 p.m.
KTRK	Texans Extra Points	Saturday	6:30-7 p.m.
KTRK	Texans Late Night	Saturday	10:35-11:05 PM
KPRC	Texans Gameday	Sunday	8:30-9 a.m.
Telemundo	Primero y Diez	Saturday	10:15-10:30 p.m.

TEXANS CABLE TV

Network	Show	Show Day	Show Time
FSSW	Texans Countdown Live	Gameday	2 Hours – 1 Hour prior to every game
FSSW	Texans Wrap Live	Gameday	Immediately following every game
FSSW	Bill O'Brien Press Conference	Monday	2:30-3 p.m.; re-air 10:30-11 p.m.
FSSW	Texans Huddle	Thursday	6-6:30 p.m.
FSSW	Texans Weekly	Friday	6-6:30 p.m.

Network	Show	Show Day	Show Time
SportsRadio 610	Texans Monday	Monday	8-10 a.m.
SportsRadio 610	Coaches Show	Monday	5-6 p.m.
SportsRadio 610	Texans All Access	Monday – Friday	6-8 p.m. (Except for Mon & Thu due to MNF & TNF)
SportsRadio 610	Verizon Texans Players Show	Tuesday	8-9 a.m.
SportsRadio 610	Duane Brown Show	Tuesday	6-7 p.m.
SportsRadio 610	Texans Game Plan	Friday	12-2 p.m.
SportsRadio 610	Texans Countdown	Gameday	3 Hours Prior to Kick-off
SportsRadio 610	Texans Gameday	Gameday	In-Game
SportsRadio 610	Texans Post Game	Gameday	3 Hours Following Each Game

TEXANS HISPANIC RADIO

Network	Show	Show Day	Show Time
ESPN Deportes 1180 AM	Texans Weekly	Tuesday	6-7 p.m.
ESPN Deportes 1180 AM	Texans Pre-Game	Gameday	1 Hour Prior to Kick-off
ESPN Deportes 1180 AM	Texans Gameday	Gameday	In-Game
ESPN Deportes 1180 AM	Texans Post Game	Gameday	Half Hour Following Each Game

OTHER PLACES TO SEE AND HEAR THE TEXANS

Texans radio affiliates also carry the following Texans shows at various times each week before 11pm that Wednesday.

- Coaches Show
- Duane Brown Show
- Texans Replay

Additional radio programming in Austin and San Antonio.

Austin – KVET 1300 AM The Zone

- Marc Vandermeer segment every Tuesday at 4:45 p.m.

San Antonio – KZDC 1250 AM ESPN Radio

- Marc Vandermeer segment every Tuesday at 4:30 p.m.

Stations carrying the Houston Texans "Inside the Game" weekly show that airs live in Houston every Sunday during the season (and possible postseason) from 10:35pm – 11:05 pm on KTRK ABC 13.

Station	Airtime
Abilene KXVA FOX 15	Sundays 11–11:30 pm
Austin KVUE ABC 24	Mondays 1–1:30 am
Beaumont KJAC NBC 12.2	Sundays 11-11:30 pm
Bryan/CS MYTX 23.2	Mondays 5:30-6 pm
Midland/Odessa KPEJ FOX 24	Sundays 11-11:30 pm
San Angelo KIDY FOX 6	Sundays 11-11:30 pm
San Antonio KSAT ABC 12	Sundays 11-11:30 pm
Tyler KFXK FOX 51	Sundays 11:30–12 am
Waco/Temple MYTX 6.2	Mondays 5:30-6 p.m.

MEDIA INFORMATION

WEEK 14 • HOUSTON TEXANS vs. NEW ENGLAND PATRIOTS

HOUSTON TEXANS COMMUNICATIONS STAFF



KEVIN COOPER
Senior Director of
Communications

Contact Kevin for:

Interview requests for Texans Owner Bob McNair and Executive Vice President and General Manager Rick Smith. Questions on FTP site and audio clips.



AMY PALCIC
Director of Corporate
Communications

Contact Amy for:

Interview requests for Texans Head Coach Bill O'Brien & DE J.J. Watt, information on Lone Star Sports and Entertainment, Texans civic and business affairs.



BRETT MAIKOWSKI
Communications
Manager

Contact Brett for:


Interview requests for players and assistant coaches, media availabilities, rosters or to be added to an email distribution list.



OMAR MAJZOUB
Communications
Coordinator

Contact Omar for:

Media availabilities, photo requests, gameday information, questions on media guide or media site.



ELLIE PARDEE
Communications
Intern

Contact Ellie for:

Questions on credentials and parking, gameday and LSSE information.



RYAN CANTRELL
Communications
Intern

Contact Ryan for:

Questions on credentials, parking and gameday information.

CONTACTING THE TEXANS COMMUNICATIONS STAFF

Staff Member	Office Phone	Email Address
Kevin Cooper	832-667-2035	kevin.cooper@houstontexans.com
Amy Palcic	832-667-2220	amy.palcic@houstontexans.com
Brett Maikowski	832-667-2037	brett.maikowski@houstontexans.com
Omar Majzoub	832-667-2241	omar.majzoub@houstontexans.com
Ellie Pardee	832-667-2085	ellie.pardee@houstontexans.com
Ryan Cantrell	832-667-2282	ryan.cantrell@houstontexans.com

Texans on Twitter: @TexansPR

Texans Media Site: <http://media.houstontexans.com>

Texans FTP Site: <ftp1.houstontexans.com>

HOUSTON TEXANS MEDIA WEBSITE

To access the Houston Texans media website, go to <http://media.houstontexans.com>. The section contains all Texans press materials, historical information and updated team statistics and media guide. Applications are being accepted for training camp or individual game credentials.

To apply for game credentials, please submit your request on the website by 5 p.m. CT on the Tuesday before a Texans home game.

Fans can access coverage on <http://www.HoustonTexans.com> throughout the season on Texans TV. The Texans broadcast live streaming video of press conferences, as well as game highlights, interviews, in-depth team features, community recaps, NFL Network footage and more.

AUDIO CLIPS

In addition to the mp3 audio uploaded to the Houston Texans FTP site, the Texans communications staff sends out edited clips that are 10 to 30 seconds long via email following press conferences, open locker room during the season and after games during the season. To be added to the Texans audio clips email list, please contact Sr. Director of Communications Kevin Cooper at kevin.cooper@houstontexans.com.

TRANSCRIPTS

The Texans Communications Staff sends out transcripts of press conferences, open locker room during the season and post-game interviews. To be added to the Texans transcripts email list, please contact Communications Manager Brett Maikowski at brett.maikowski@houstontexans.com.

HOUSTON TEXANS FTP SITE

The Texans upload B-roll, audio clips and clips of video interviews on a consistent basis. If you would like to be added to the FTP email list, members of which receive emails whenever new content is uploaded, please contact Houston Texans Sr. Director of Communications Kevin Cooper at kevin.cooper@houstontexans.com.

TEXANS ON TWITTER

For up-to-the second updates, notes and a variety of other information on the Houston Texans, follow the Texans on Twitter: @TexansPR. Get all press releases, transcripts, game information, updated bios and more.

MEDIA INFORMATION

WEEK 14 • HOUSTON TEXANS vs. NEW ENGLAND PATRIOTS

LIVE SHOTS

Live shots on NRG Park property must be set up through the Texans Communications Department in conjunction with SMG. Please contact **Brett Maikowski** at brett.maikowski@houstontexans.com or **832-667-2037** before setting up a live shot. Locations will be set up through the communications department. Please give the Texans 12 hours to ensure proper set up.

GAMEDAY

NFL network television partners and Texans media partners will be given priority for live shots at NRG Stadium. Television stations are allowed to shoot live at NRG Stadium until one hour before kickoff. Please get permission from Texans Communications 48 hours before the game in order to shoot live.

NFL network television partners and Texans media partners are the only broadcast entities permitted to shoot live from inside NRG Stadium in the hour following the conclusion of the game. All other entities are not permitted to shoot live or transmit live programming from inside NRG Stadium until one hour after the conclusion of the game.

Live shots and live streaming for transmission are NOT PERMITTED from the Texans post-game locker room for any entity.

MEDIA WORKROOM

Following Texans practice and availability, media should head to the media workroom located on the service level at NRG Stadium across from the Texans' locker room. Phones, Texans information, NFL news releases and other information are available. Wireless service will be available in the media workroom.

During practice, media should park in the Teal Lot located on Murworth, across from NRG Stadium in front of the Houston Methodist Training Center. Media can walk over from practice to the media workroom where a Houston Texans communications staff member will let them into the building at the West VIP entrance. If the door is locked, call Communications Coordinator **Omar Majzoub** at (713) 553-8223.

DIRECTIONS AND PARKING

From Bush International: Take US 59 South to HWY TX-288 South (Lake Jackson/ Freeport). Follow HWY TX-288 to I-610 West. Exit Kirby Drive (Exit 1C) and turn right. Follow Kirby Drive two blocks and NRG Stadium will be on the right and the practice facility on the left. Turn left on Murworth Drive and media parking is in the Teal parking lot located on the right at the practice facility.

From Houston Hobby: Take Airport Boulevard East to Monroe Road. Make a left on Monroe Road and proceed to I-45 North. Make a left onto I-45 North and proceed to I-610 West. Take I-610 to Kirby Drive (Exit 1C). Turn right onto Kirby. Follow Kirby Drive two blocks and NRG Stadium will be on the right and the practice facility on the left. Turn left on Murworth Drive and media parking is in the Teal parking lot located on the right at the practice facility.

From the East: Take I-610 westbound to the Kirby Drive Exit (Exit 1C). Turn right on Kirby Drive. Follow Kirby Drive two blocks and NRG Stadium will be on the right and the practice facility on the left. Turn left on Murworth Drive and media parking is in the Teal parking lot located on the right at the practice facility.

From the West: Take I-610 eastbound to the Kirby Drive Exit (Exit 1C). Turn left on Kirby Drive. Follow Kirby Drive two blocks and NRG Stadium will be on the right and the practice facility on the left. Turn left on Murworth Drive and media parking is in the Teal parking lot located on the right at the practice facility.

REMOTE BROADCASTS

All television stations airing live newscasts should set up at the south end of field one (lighted) or next to the Houston Methodist Training Center, with satellite truck parking available in the Teal Lot. Each station is responsible for its own power. Please contact the Houston Texans communications department before doing a live broadcast following practices.

For radio stations wishing to broadcast from Texans Training Camp, please contact the Houston Texans communications staff.

2015-16 NFL IMPORTANT DATES

2016

JANUARY

3 Week 17.

4 Earliest permissible date for clubs to renegotiate or extend the rookie contract of a drafted rookie who was selected in any round of the 2013 NFL Draft. Any permissible renegotiated or extended player contract will not be considered a rookie contract, and will not be subject to the rules that limit rookie contracts.

4 Option exercise period begins for Fifth-Year Option for First-Round Selections from the 2013 NFL Draft. To exercise the option, the club must give written notice to the player on or after January 4, 2016, but prior to May 3, 2016.

9-10 Wild Card Playoffs.

10 Assistant coaches under contract to playoff clubs that have byes in the Wild Card weekend may be interviewed for head coaching positions through the conclusion of the Wild Card games.

16-17 Divisional Playoffs.

17 Assistant coaches under contract to playoff clubs that won their Wild Card games may be interviewed for head coaching positions through the conclusion of Divisional Playoff games.

18 Deadline for college players that are underclassmen to apply for special eligibility. A list of players who are accepted into the NFL Draft will be transmitted to clubs on January 22.

23 East-West Shrine Game, Tropicana Field, St. Petersburg, Florida.

24 AFC and NFC Championship Games.

30 Senior Bowl, Ladd-Peebles Stadium, Mobile, Alabama.

31 NFL Pro Bowl, Aloha Stadium, Honolulu, Hawaii.

31 An assistant coach, whose team is participating in the Super Bowl, who has previously interviewed for another club's head coaching job may have a second interview with such club no later than the Sunday preceding the Super Bowl.

FEBRUARY

7 Super Bowl 50, Levi's Stadium, Santa Clara, California.

16 First day for clubs to designate Franchise or Transition Players.

23-29 Combine Timing and Testing, Lucas Oil Stadium, Indianapolis, Indiana.

2015 REGULAR SEASON STATISTICS

WEEK 14 • HOUSTON TEXANS vs. NEW ENGLAND PATRIOTS

WON 6, LOST 6

Date	W/L	Score	Opponent	Attendance
9/13/2015	L	20-27	Kansas City Chiefs	71,776
9/20/2015	L	17-24	at Carolina Panthers	73,254
9/27/2015	W	19-9	Tampa Bay Buccaneers	71,718
10/4/2015	L	21-48	at Atlanta Falcons	69,904
10/8/2015	L	20-27	Indianapolis Colts	71,732
10/18/2015	W	31-20	at Jacksonville Jaguars	58,085
10/25/2015	L	44-26	at Miami Dolphins	65,251
11/2/2015	W	20-6	Tennessee Titans	71,630
11/16/2015	W	10-6	at Cincinnati Bengals	61,381
11/22/2015	W	24-17	New York Jets	71,718
11/29/2015	W	24-6	New Orleans Saints	71,778
12/6/2015	L	30-21	at Buffalo Bills	68,544

TEXANS STATISTICS

	TEXANS	Opponents
Total First Downs	264	225
Rushing	67	67
Passing	171	131
Penalty	26	27
3rd Down: Made/Att	73/187	45/157
3rd Down Pct.	39.0%	28.7%
4th Down: Made/Att	4/14	5/9
4th Down Pct.	28.6%	55.6%
Possession Avg.	30:11	29:49
Total Net Yards	4338	3988
Avg. Per Game	361.5	332.3
Total Plays	864	751
Avg. Per Play	5.0	5.3
Net Yards Rushing	1201	1369
Avg. Per Game	100.1	114.1
Total Rushes	340	313
Net Yards Passing	3137	2619
Avg. Per Game	261.4	218.3
Sacked/Yards Lost	24/154	30/199
Gross Yards	3291	2818
Attempts/Completions	500/288	408/242
Completion Pct.	57.6%	59.3%
Had Intercepted	10	10
Punts/Average	75/46.8	74/46.8
Net Punting Avg.	38.3	41.4
Penalties/Yards	84/743	91/755
Fumbles/Ball Lost	16/5	12/4
Touchdowns	31	32
Rushing	5	9
Passing	25	20
Returns	1	3

SCORE BY PERIODS

	1	2	3	4	OT	Total
TEXANS	43	46	61	103	0	253
Opponents	65	109	45	45	0	264

SCORING

	TD	Ru	Pa	Rt	PAT	FG	2PT	TP
D.Hopkins	10	0	10	0	0/0	0/0	1	62
N.Novak	0	0	0	0	21/23	8/9	0	45
N.Washington	3	0	3	0	0/0	0/0	0	18
A.Foster	3	1	2	0	0/0	0/0	0	18
R.Bullock	0	0	0	0	3/5	5/6	0	18
A.Blue	3	2	1	0	0/0	0/0	0	18
J.Strong	2	0	2	0	0/0	0/0	0	12
C.Polk	2	1	1	0	0/0	0/0	0	12
C.Shorts	2	0	2	0	0/0	0/0	0	12
R.Griffin	2	0	2	0	0/0	0/0	0	12
G.Graham	1	0	1	0	0/0	0/0	0	6
R.Mallett	1	1	0	0	0/0	0/0	0	6
A.Hal	1	0	0	1	0/0	0/0	0	6
C.Fiedorowicz	1	0	1	0	0/0	0/0	0	6
J.Grimes	0	0	0	0	0/0	0/0	1	2
TEXANS	31	5	25	1	24/28	13/15	2	253
Opponents	32	9	20	3	27/31	15/21	0	264

2-Pt. Conversions: TEXANS 2/3, Opponents 0/1

SACKS: J.Watt 13.5, W.Mercilus 6.5, J.Simon 3.5, J.Clowney 2.5, J.Crick 2.0, C.Covington 1.0, E.Pleasant 0.5, Q.Demps 0.5. **TEXANS: 30.0, Opponents: 24.0**

FUMBLES LOST: B. Hoyer 1, A. Foster 1, C. Shorts 1, C. Fiedorowicz 1, T. Yates 1. **TEXANS: 5**

OPP. FUMBLE RECOVERIES: Q. Demps 1, J. Joseph 1, J. Crick 1, E. Pleasant 1. **TEXANS: 4**

RUSHING

	No.	Yds	Avg	Long	TD
A.Blue	127	444	3.5	20t	2
C.Polk	70	252	3.6	20	1
J.Grimes	38	177	4.7	21	0
A.Foster	63	163	2.6	16	1
C.Shorts	8	47	5.9	12	0
B.Hoyer	14	45	3.2	15	0
A.Hunt	6	38	6.3	17	0
J.Prosch	5	31	6.2	16	0
R.Mallett	4	11	2.8	6t	1
T.Yates	5	-7	-1.4	-1	0
TEXANS	340	1201	3.5	21	5
Opponents	313	1369	4.4	85t	9

RECEIVING

	No.	Yds	Avg	Long	TD
D.Hopkins	86	1169	13.6	61t	10
C.Shorts	40	475	11.9	42	2
N.Washington	39	543	13.9	48	3
A.Foster	22	227	10.3	32	2
J.Grimes	20	136	6.8	19	0
C.Fiedorowicz	14	147	10.5	25	1
K.Mumphery	14	129	9.2	26	0
C.Polk	14	95	6.8	12	1
R.Griffin	13	161	12.4	37	2
A.Blue	13	102	7.8	21t	1
G.Graham	4	30	7.5	9	1
J.Strong	3	58	19.3	42t	2
C.Worthy	3	14	4.7	12	0
A.Hunt	2	-2	-1.0	0	0
K.Lamm	1	7	7.0	7	0
J.Prosch	0	0	0	0	0
J.Wait	0	0	0	0	0
TEXANS	288	3291	11.4	61t	25
Opponents	242	2818	11.6	55	20

INTERCEPTIONS

	No.	Yds	Avg	Long	TD
A.Hal	3	54	18.0	31t	1
K.Jackson	1	50	50.0	50	0
K.Johnson	1	22	22.0	22	0
R.Moore	1	17	17.0	17	0
J.Joseph	1	2	2.0	2	0
Q.Demps	1	0	0.0	0	0
A.Bouye	1	0	0.0	0	0
E.Pleasant	1	-1	-1.0	-1	0
TEXANS	10	144	14.4	50	1
Opponents	10	102	10.2	38	1

PUNTING

	No.	Yds	Avg	Net	TB	In	Lg	B
S.Lechler	74	3475	47.0	38.6	10	21	64	0
N.Novak	1	36	36.0	16.0	1	0	36	0
TEXANS	75	3511	46.8	38.3	11	21	64	0
Opponents	74	3463	46.8	41.4	6	25	65	0

PUNT RETURNS

	Ret	FC	Yds	Avg	Long	TD
K.Mumphery	29	11	222	7.7	15	0
C.Shorts	6	3	48	8.0	17	0
C.Worthy	3	0	9	3.0	7	0
TEXANS	38	14	279	7.3	17	0
Opponents	43	11	417	9.7	37	0

KICKOFF RETURNS

	No.	Yds	Avg	Long	TD
K.Mumphery	14	338	24.1	41	0
Q.Demps	2	46	23.0	23	0
C.Worthy	1	27	27.0	27	0
TEXANS	17	411	24.2	41	0
Opponents	28	705	25.2	50	0

FIELD GOALS

	1-19	20-29	30-39	40-49	50+
N.Novak	0/0	3/3	3/3	2/2	0/1
R.Bullock	1/1	0/0	2/2	2/3	0/0
TEXANS	1/1	3/3	5/5	4/5	0/1
Opponents	0/0	2/2	4/5	6/7	3/7

R.Bullock: (34G, 47G) (43G) (43RU, 39G, 19G) (NWT) (NWT) (NWT) (NWT) (NWT)

N.Novak: (NWT) (NWT) (NWT) (53SH) (36G, 49G) (41G) () (38G, 24G) (22G) (20G) (34G) ()

Opponents: (27G, 48G, 51WL) (28G, 53B) (58G, 41WR, 33WR, 57WL) () (48G, 42G) () (53G) (35G, 44G) (42G, 39G) (40G) (30G, 57G) (50LU, 36G)

	Att	Comp	Yds	Cmp%	Yds/Att	TD	TD%	Int	Int%	Long	Sack/Lost	Rating
B.Hoyer	307	188	2202	61.2%	7.2	18	5.9%	6	2.0%	42t	18/124	94.4
R.Mallett	147	78	770	53.1%	5.2	3	2.0%	4	2.7%	48	4/13	63.6
T.Yates	45	21	298	46.7%	6.6	3	6.7%	0	0.0%	61t	2/17	90.8
C.Shorts	1	1	21	100.0%	21.0	1	100.0%	0	0.0%	21t	0/0	158.3
TEXANS	500	288	3291	57.6%	6.6	25	5.0%	10	2.0%	61t	24/154	85.8
Opponents	408	242	2818	59.3%	6.9	20	4.9%	10	2.5%	55	30/199	86.4

2015 DEFENSIVE / SPECIAL TEAMS STATISTICS

WEEK 14 • HOUSTON TEXANS vs. NEW ENGLAND PATRIOTS

DEFENSIVE STATISTICS - All stats are from NFL play-by-plays

PLAYER	Solo	Asst	Total	Sk	Sk Yds	TFL	QBH	Int	PD	FF	FR
Brian Cushing	52	35	87	0.0	0.0	2	2	0	2	0	0
J.J. Watt	45	14	59	13.5	87.5	24	42	0	5	1	0
Johnathan Joseph	42	7	49	0.0	0.0	1	0	1	16	0	1
Quintin Demps	23	19	42	0.5	6.5	1	1	1	5	1	1
Kevin Johnson	35	5	40	0.0	0.0	3	0	1	9	0	0
John Simon	28	12	40	3.5	18.5	2	5	0	0	0	0
Benardrick McKinney	25	14	39	0.0	0.0	3	0	0	0	0	0
Jared Crick	22	16	38	2.0	14.0	2	6	0	1	1	1
Kareem Jackson	31	6	37	0.0	0.0	1	0	1	3	0	0
Whitney Mercilus	25	12	37	6.5	36.5	11	9	0	2	0	0
Jadeveon Clowney	21	7	28	2.5	23.5	6	5	0	4	1	0
Andre Hal	19	5	24	0.0	0.0	0	0	3	5	0	0
Eddie Pleasant	15	9	24	0.5	6.5	0	1	1	4	0	0
Rahim Moore	10	6	16	0.0	0.0	0	0	1	2	0	0
Vince Wilfork	6	8	14	0.0	0.0	0	0	0	0	0	0
Justin Tuggle	10	3	13	0.0	0.0	1	0	0	0	0	1
Charles James	7	5	12	0.0	0.0	1	0	0	1	0	0
A.J. Bouye	11	0	11	0.0	0.0	0	0	1	3	0	0
Max Bullough	4	5	9	0.0	0.0	1	0	0	0	0	0
Akeem Dent	6	2	8	0.0	0.0	1	1	0	0	0	0
Darryl Morris	5	2	7	0.0	0.0	0	0	0	0	0	0
Christian Covington	4	2	6	1.0	6.0	3	2	0	0	0	0
Brandon Dunn	3	2	5	0.0	0.0	0	0	0	0	0	0
Lonnie Ballentine	3	0	3	0.0	0.0	0	0	0	1	0	0
Jumal Rolle	0	2	2	0.0	0.0	0	0	0	0	0	0
Kurtis Drummond	1	0	1	0.0	0.0	0	0	0	0	0	0
Jeffrey Pagan	0	1	1	0.0	0.0	0	0	0	0	0	0
TEXANS	453	199	652	30.0	199.0	63	74	10	63	4	4
Opponents	493	257	750	24.0	154.0	50	61	10	74	9	5

MISCELLANEOUS TACKLES: Derek Newton 3, DeAndre Hopkins 2, Keith Mumphery 1, Jay Prosch 1, Ben Jones 1, Brandon Brooks 1, Garrett Graham 1.

MISCELLANEOUS FUMBLE RECOVERIES: Chris Clark 2, Garrett Graham 1, Brian Hoyer 1, Kendall Lamm 1, Jonathan Grimes 1.

SPECIAL TEAMS STATISTICS

PLAYER	Solo	Asst	Total	FF	FR	Blocked FG	Blocked PAT	Blocked Punt
Brian Peters	8	2	10	0	0	0	0	0
Max Bullough	3	6	9	0	0	0	0	0
Eddie Pleasant	5	2	7	0	1	0	0	0
Akeem Dent	7	0	7	0	0	0	0	0
Jonathan Weeks	5	2	7	0	0	0	0	0
Kurtis Drummond	5	1	6	1	0	0	0	0
Justin Tuggle	1	4	5	0	0	0	0	0
Jay Prosch	3	2	5	0	0	0	0	0
Charles James	4	0	4	0	0	0	0	0
Darryl Morris	3	1	4	0	0	0	0	0
Keith Mumphery	4	0	4	0	3	0	0	0
John Simon	2	1	3	0	0	0	0	0
Benardrick McKinney	2	1	3	0	0	0	0	0
Kevin Johnson	1	1	2	0	0	0	0	0
Whitney Mercilus	0	2	2	0	1	0	0	0
Andre Hal	1	1	2	0	0	0	0	0
Carlos Thompson	2	0	2	0	0	0	0	0
Alfred Blue	1	1	2	0	0	0	0	0
A.J. Bouye	1	0	1	0	0	0	0	0
Nick Novak	1	0	1	0	0	0	0	0
Jared Crick	0	0	0	0	0	1	0	0
TEXANS	59	27	86	1	5	1	0	0
Opponents	52	15	67	3	4	0	0	0

SACKS		
Player	Sacks	Yards
J.J. Watt	13.5	87.5
Whitney Mercilus	6.5	36.5
John Simon	3.5	18.5
Jadeveon Clowney	2.5	23.5
Jared Crick	2.0	14.0
Christian Covington	1.0	6.0
Quintin Demps	0.5	6.5
Eddie Pleasant	0.5	6.5
Totals	30.0	199.0

INTERCEPTIONS			
Player	Int	Yards	Long
Andre Hal	3	54	31t
Kareem Jackson	1	50	50
Kevin Johnson	1	22	22
Rahim Moore	1	17	17
Johnathan Joseph	1	2	2
Quintin Demps	1	0	0
A.J. Bouye	1	0	0
Eddie Pleasant	1	-1	-1
Totals	10	144	50

FUMBLES FORCED AND RECOVERED		
Player	FF	FR
J.J. Watt	1	0
Jared Crick	1	1
Jadeveon Clowney	1	0
Quintin Demps	1	1
Johnathan Joseph	0	1
Justin Tuggle	0	1
Totals	4	4

QUARTERBACK HITS	
Player	QBH
J.J. Watt	42
Whitney Mercilus	9
Jared Crick	6
John Simon	5
Jadeveon Clowney	5
Brian Cushing	2
Christian Covington	2
Quintin Demps	1
Eddie Pleasant	1
Akeem Dent	1
Totals	74

PASSES DEFENSED	
Player	PD
Johnathan Joseph	16
Kevin Johnson	9
J.J. Watt	5
Quintin Demps	5
Andre Hal	5
Jadeveon Clowney	4
Eddie Pleasant	4
Kareem Jackson	3
A.J. Bouye	3
Brian Cushing	2
Whitney Mercilus	2
Rahim Moore	2
Jared Crick	1
Charles James	1
Lonnie Ballentine	1
Totals	63

TACKLES FOR LOSS	
Player	TFL
J.J. Watt	24
Whitney Mercilus	11
Jadeveon Clowney	6
Kevin Johnson	3
Benardrick McKinney	3
Christian Covington	3
Brian Cushing	2
John Simon	2
Jared Crick	2
Johnathan Joseph	1
Quintin Demps	1
Kareem Jackson	1
Justin Tuggle	1
Charles James	1
Max Bullough	1
Akeem Dent	1
Totals	60

NFL STANDINGS / SCHEDULE

WEEK 14 • HOUSTON TEXANS vs. NEW ENGLAND PATRIOTS

2015 NFL STANDINGS

AMERICAN FOOTBALL CONFERENCE

East Division

Team	W	L	T	Pct	PF	PA	Home	Away	Conf	Div	Streak
New England Patriots	10	2	0	.833	375	247	6-1-0	4-1-0	7-1-0	4-0-0	Lost 2
New York Jets	7	5	0	.583	295	248	4-2-0	3-3-0	5-4-0	2-2-0	Won 2
Buffalo Bills	6	6	0	.500	296	278	3-3-0	3-3-0	6-5-0	3-2-0	Won 1
Miami Dolphins	5	7	0	.417	240	300	2-3-0	3-4-0	3-6-0	0-5-0	Won 1

North Division

Team	W	L	T	Pct	PF	PA	Home	Away	Conf	Div	Streak
Cincinnati Bengals	10	2	0	.833	334	196	5-1-0	5-1-0	8-1-0	4-0-0	Won 2
Pittsburgh Steelers	7	5	0	.583	311	240	5-2-0	2-3-0	4-4-0	1-2-0	Won 1
Baltimore Ravens	4	8	0	.333	272	291	2-3-0	2-5-0	3-6-0	2-2-0	Lost 1
Cleveland Browns	2	10	0	.167	216	347	1-5-0	1-5-0	2-8-0	1-4-0	Lost 7

South Division

Team	W	L	T	Pct	PF	PA	Home	Away	Conf	Div	Streak
Indianapolis Colts	6	6	0	.500	259	305	3-3-0	3-3-0	4-4-0	3-0-0	Lost 1
Houston Texans	6	6	0	.500	253	264	4-2-0	2-4-0	4-4-0	2-1-0	Lost 1
Jacksonville Jaguars	4	8	0	.333	275	341	3-3-0	1-5-0	4-6-0	1-3-0	Lost 2
Tennessee Titans	3	9	0	.250	245	296	1-6-0	2-3-0	1-7-0	1-3-0	Won 1

West Division

Team	W	L	T	Pct	PF	PA	Home	Away	Conf	Div	Streak
Denver Broncos	10	2	0	.833	269	210	4-1-0	6-1-0	6-2-0	3-1-0	Won 3
Kansas City Chiefs	7	5	0	.583	321	240	3-2-0	4-3-0	6-2-0	3-1-0	Won 6
Oakland Raiders	5	7	0	.417	284	314	2-4-0	3-3-0	5-4-0	1-2-0	Lost 1
San Diego Chargers	3	9	0	.250	247	324	2-5-0	1-4-0	2-6-0	0-3-0	Lost 1

NATIONAL FOOTBALL CONFERENCE

East Division

Team	W	L	T	Pct	PF	PA	Home	Away	Conf	Div	Streak
Washington Redskins	5	7	0	.417	257	286	5-2-0	0-5-0	5-4-0	2-2-0	Lost 1
Philadelphia Eagles	5	7	0	.417	278	302	2-3-0	3-4-0	3-6-0	2-2-0	Won 1
New York Giants	5	7	0	.417	307	296	3-3-0	2-4-0	4-5-0	2-3-0	Lost 3
Dallas Cowboys	4	8	0	.333	223	277	1-5-0	3-3-0	3-7-0	3-2-0	Won 1

North Division

Team	W	L	T	Pct	PF	PA	Home	Away	Conf	Div	Streak
Green Bay Packers	8	4	0	.667	289	238	4-2-0	4-2-0	6-3-0	3-2-0	Won 1
Minnesota Vikings	8	4	0	.667	238	232	4-2-0	4-2-0	5-3-0	3-1-0	Lost 1
Chicago Bears	5	7	0	.417	251	290	1-5-0	4-2-0	2-6-0	1-3-0	Lost 1
Detroit Lions	4	8	0	.333	253	315	3-4-0	1-4-0	3-5-0	2-3-0	Lost 1

South Division

Team	W	L	T	Pct	PF	PA	Home	Away	Conf	Div	Streak
Carolina Panthers	12	0	0	1.000	373	243	6-0-0	6-0-0	8-0-0	3-0-0	Won 12
Tampa Bay Buccaneers	6	6	0	.500	271	298	3-3-0	3-3-0	5-3-0	3-1-0	Won 1
Atlanta Falcons	6	6	0	.500	279	257	3-3-0	3-3-0	4-5-0	0-3-0	Lost 5
New Orleans Saints	4	8	0	.333	299	380	3-3-0	1-5-0	3-6-0	1-3-0	Lost 4

West Division

Team	W	L	T	Pct	PF	PA	Home	Away	Conf	Div	Streak
Arizona Cardinals	10	2	0	.833	382	232	4-1-0	6-1-0	7-1-0	4-1-0	Won 6
Seattle Seahawks	7	5	0	.583	305	229	4-2-0	3-3-0	6-4-0	2-2-0	Won 3
St. Louis Rams	4	8	0	.333	189	257	3-3-0	1-5-0	3-5-0	3-1-0	Lost 5
San Francisco 49ers	4	8	0	.333	178	291	3-3-0	1-5-0	3-7-0	0-5-0	Won 1

WEEK 14 NFL SCHEDULE

Thursday, Dec. 10, 2015

Time (ET)	Visiting Team	Home Team
8:25 pm	Minnesota Vikings	Arizona Cardinals

Sunday, Dec. 13, 2015

Time (ET)	Visiting Team	Home Team
1:00 pm	Buffalo Bills	Philadelphia Eagles
1:00 pm	Seattle Seahawks	Baltimore Ravens
1:00 pm	Atlanta Falcons	Carolina Panthers
1:00 pm	Washington Redskins	Chicago Bears
1:00 pm	San Francisco 49ers	Cleveland Browns
1:00 pm	Detroit Lions	St. Louis Rams
1:00 pm	New Orleans Saints	Tampa Bay Buccaneers
1:00 pm	Tennessee Titans	New York Jets
1:00 pm	Pittsburgh Steelers	Cincinnati Bengals
1:00 pm	Indianapolis Colts	Jacksonville Jaguars
1:00 pm	San Diego Chargers	Kansas City Chiefs
4:05 pm	Oakland Raiders	Denver Broncos
4:25 pm	Dallas Cowboys	Green Bay Packers
8:30 pm	New England Patriots	Houston Texans

Monday, Dec. 14, 2015

Time (ET)	Visiting Team	Home Team
8:30 pm	New York Giants	Miami Dolphins

TEXANS TRANSACTIONS

WEEK 14 • HOUSTON TEXANS vs. NEW ENGLAND PATRIOTS

JANUARY

- 23 Promoted **Brian Gaine** to director of player personnel and **Jon Carr** to director of college scouting.
- Hired **Matt Jansen** as college scouting coordinator.

FEBRUARY

- 2 Hired **Brian Bell** as assistant strength and conditioning coach, **Mike Devlin** as offensive line coach, **Pat O'Hara** as offensive assistant and **Paul Pasqualoni** as defensive line coach.
- 2 Named **Anthony Pleasant** as defensive assistant.

MARCH

- 4 Released **C Chris Myers**.
- 9 Re-signed **CB Kareem Jackson**, **WR Damaris Johnson**, **T Derek Newton** and **S Eddie Pleasant**.
- 10 Re-signed **QB Ryan Mallett**, **QB Case Keenum** and **ILB Jeff Tarpinian**.
- 11 Signed unrestricted free agent **QB Brian Hoyer** (Cleveland).
- 11 Traded **QB Ryan Fitzpatrick** to the New York Jets and **QB Case Keenum** to St. Louis.
- 13 Signed unrestricted free agent **FS Rahim Moore** (Denver).
- 16 Signed unrestricted free agent **WR Cecil Shorts III** (Jacksonville).
- 17 Signed unrestricted free agent **NT Vince Wilfork** (New England).
- 24 Re-signed **ILB Akeem Dent**.

APRIL

- 1 Signed unrestricted free agent **WR Nate Washington** (Tennessee).
- 10 Re-signed **G Cody White**.
- 29 Signed free agent **RB Chris Polk** (Philadelphia).

MAY

- 1 Signed unrestricted free agent **S Stevie Brown** (New York Giants).
- 5 Signed **OLB Whitney Mercilus** to a contract extension.
- 8 Signed rookie free agents **G Jake Cotton**, **S Kurtis Drummond**, **DT Brandon Ivory**, **T Kendall Lamm**, **TE Khari Lee**, **C Greg Mancz**, **TE Mike McFarland**, **DE Cam McLeod**, **DE Dan Pettinato**, **DE James Rouse**, **G Chad Slade**, **OLB Carlos Thompson**, **OLB Lynden Trail**, **OLB Tony Washington** and **WR Chandler Worthy**.
- 8 Signed draft selections **LB Reshard Cliett**, **DT Christian Covington**, **RB Kenny Hilliard**, **CB Kevin Johnson**, **LB Benardrick McKinney**, **WR Keith Mumphery** and **WR Jaelen Strong**.
- 8 Waived **S Josh Aubrey**, **DE Keith Browner** and **RB Ben Malena**.
- 11 Signed rookie free agents **RB Mack Brown**, **P Will Johnson**, **S Corey Moore** and **T Joseph Treadwell**.
- 11 Waived-Injured **DE James Rouse**.
- 11 Waived **G Jake Cotton** and **S D.J. Swearingen**.
- 15 Waived **DE James Rouse**.
- 21 Released **T Tyson Clabo**.

JUNE

- 2 Signed free agents **DE Jasper Coleman** and **NT Brandon Deaderick**.
- 2 Waived **RB Mack Brown**.
- 18 Signed **CB Johnathan Joseph** to a contract extension.

JULY

- 2 Waived **DT Brandon Ivory**.
- 24 Signed free agent **T Aaron Adams**.
- 27 Placed **G David Quessenberry** on the Active/Non-Football Illness list.

- 27 Placed **WR Alan Bonner** on the Active/Non-Football Injury list.
- 27 Placed **OLB Jadeveon Clowney** and **ILB Akeem Dent** on the Active/Physically Unable to Perform list.
- 31 **WR Alan Bonner** passed his physical and returned to practice.
- 31 Signed free agent **DT Chris Neild**.
- 31 Released **T Will Yeatman**.

AUGUST

- 17 **OLB Jadeveon Clowney** and **ILB Akeem Dent** passed their physicals and returned to practice.
- 19 Signed free agents **S Quintin Demps** and **DE Fili Moala**.
- 19 Waived **DE Jasper Coleman**.
- 19 Waived-Injured **TE Mike McFarland**.
- 29 Released **S Stevie Brown**.
- 31 Acquired **T Chris Clark** in a trade with the Denver Broncos in exchange for an undisclosed draft pick.

SEPTEMBER

- 1 Waived **T Aaron Adams**, **OLB Jason Ankrah**, **WR Alan Bonner**, **WR Jace Davis**, **P Will Johnson**, **WR Travis Labhart**, **DE Cam McLeod**, **G Cody White** and **T Bryan Witzmann**.
- 1 Waived-Injured **TE Anthony Denham** and **S Terrance Parks**.
- 1 Released **DT Chris Neild** and **ILB Jeff Tarpinian**.
- 1 Placed **ILB Reshard Cliett** on Reserve/Injured.
- 1 Placed **G David Quessenberry** on Reserve/Non-Football Illness list.
- 5 Waived **OLB Kourtnei Brown**, **ILB Max Bullough**, **S Kurtis Drummond**, **T Matt Feiler**, **C James Ferentz**, **DE Tevita Finau**, **RB Kenny Hilliard**, **CB Charles James II**, **WR Damaris Johnson**, **S Corey Moore**, **NT Louis Nix III**, **WR EZ Nwachukwu**, **DE Dan Pettinato**, **G Joseph Treadwell** and **WR Chandler Worthy**.
- 5 Waived-Injured **OLB Lynden Trail** and **OLB Tony Washington**.
- 5 Released **DE Brandon Deaderick** and **DE Fili Moala**.
- 5 Placed **QB Tom Savage** and **G Chad Slade** on Reserve/Injured.
- 7 Signed **G Karim Barton**, **WR Alan Bonner**, **ILB Max Bullough**, **S Kurtis Drummond**, **QB Zac Dysert**, **RB Kenny Hilliard**, **S Corey Moore**, **DE Dan Pettinato**, **TE Eric Tomlinson** and **WR Chandler Worthy** to the practice squad.
- 7 Signed **LS Jon Weeks** to a contract extension.
- 7 Waived **S Terrance Parks** from Reserve/Injured with an injury settlement.
- 11 Waived **OLB Lynden Trail** and **OLB Tony Washington** from Reserve/Injured with injury settlements.
- 15 Placed **TE Ryan Griffin** on Reserve/Injured-Designated for Return.
- 17 Traded **WR Keshawn Martin** to the New England Patriots.
- 17 Claimed **T Oday Aboushi** off waivers.
- 17 Signed **WR Chandler Worthy** to the active roster from the practice squad.
- 17 Signed **G Joseph Treadwell** to the practice squad.
- 22 Released **QB Zac Dysert** and **G Joseph Treadwell** from the practice squad.
- 23 Signed **T Edawn Coughman** and **RB Daryl Richardson** to the practice squad.
- 26 Placed **T Jeff Adams** on Reserve/Injured.
- 29 Waived **K Randy Bullock**.
- 30 Signed **ILB Max Bullough** from the Texans practice squad, **OLB Kourtnei Brown** from the Tampa Bay Buccaneers practice squad, **ILB Brian Peters** from the Minnesota Vikings practice

TEXANS TRANSACTIONS

WEEK 14 • HOUSTON TEXANS vs. NEW ENGLAND PATRIOTS

- squad and K **Nick Novak** to the active roster.
- 30 Placed ILB **Mike Mohamed** and OLB **Carlos Thompson** on Reserve/Injured.
- 30 Signed QB **Zac Dysert** to the practice squad.

OCTOBER

- 6 Released ILB **Mike Mohamed** from Reserve/Injured with an injury settlement.
- 13 Signed DT **Brandon Dunn** to the active roster from the Chicago Bears practice squad
- 13 Waived WR **Chandler Worthy** from the active roster.
- 13 Signed WR **Josh Lenz** to the practice squad.
- 13 Released T **Edawn Coughman** from the practice squad.
- 15 Signed WR **Chandler Worthy** to the practice squad.
- 15 Released WR **Alan Bonner** from the practice squad.
- 19 Claimed CB **Charles James** off waivers.
- 19 Placed S **Lonnie Ballentine** on Reserve/Injured.
- 20 Released RB **Daryl Richardson** from the practice squad.
- 21 Signed OLB **Steven Means** to the practice squad.
- 27 Signed S **Kurtis Drummond** to the active roster from the practice squad.
- 27 Placed RB **Arian Foster** on Reserve/Injured.
- 27 Released QB **Ryan Mallett** from the active roster.
- 28 Signed free agent QB **T.J. Yates** to the active roster.
- 28 Signed RB **Daryl Richardson** to the practice squad.
- 28 Waived TE **Mike McFarland** from Reserve/Injured with an injury settlement.

NOVEMBER

- 3 Signed free agent C **Eric Kush** to the active roster.
- 3 Signed RB **Akeem Hunt** to the practice squad.
- 3 Placed C **Greg Mancz** on Reserve/Injured.
- 3 Released RB **Daryl Richardson** from the practice squad.
- 16 Activated TE **Ryan Griffin** from Reserve/Injured-Designated for Return.
- 16 Waived C **Eric Kush** from the active roster.
- 21 Signed RB **Akeem Hunt** to the active roster from the practice squad.
- 21 Waived OLB **Kourtnei Brown** from the active roster.
- 24 Signed C **Dalton Freeman** and OLB **Gerald Rivers** to the practice squad.
- 24 Released QB **Zac Dysert** from the practice squad.

ALPHABETICAL ROSTER (as of Dec. 8)

WEEK 14 • HOUSTON TEXANS vs. NEW ENGLAND PATRIOTS

NO.	NAME	POS	HT	WT	AGE	NFL EXP	COLLEGE	HIGH SCHOOL HOMETOWN	2015 Season GP-GS-DNP-IA
78	Aboushi, Oday	G	6-5	308	24	3	Virginia	Brooklyn, N.Y.	7-5-0-4
28	Blue, Alfred	RB	6-2	223	24	2	LSU	Boutte, La.	12-8-0-0
34	Bouye, A.J.	CB	6-0	191	24	3	Central Florida	Tucker, Ga.	11-2-0-1
79	Brooks, Brandon	G	6-5	335	26	4	Miami (Ohio)	Milwaukee, Wisc.	10-10-0-2
76	Brown, Duane	T	6-4	303	30	8	Virginia Tech	Richmond, Va.	10-10-0-2
53	Bullough, Max	ILB	6-3	249	23	1	Michigan State	Traverse City, Mich.	9-1-0-0
74	Clark, Chris	T	6-5	305	30	7	Southern Miss.	New Orleans, La.	7-4-5-0
90	Clowney, Jadeveon	OLB	6-5	266	22	2	South Carolina	Rock Hill, S.C.	10-6-0-2
95	Covington, Christian	NT	6-2	289	22	R	Rice	Vancouver, BC, Canada	12-0-0-0
93	Crick, Jared	DE	6-4	285	26	4	Nebraska	Cozad, Neb.	12-12-0-0
56	Cushing, Brian	ILB	6-3	249	28	7	Southern California	Park Ridge, N.J.	12-12-0-0
27	Demps, Quintin	S	5-11	208	30	8	UTEP	San Antonio, Texas	10-9-0-2
50	Dent, Akeem	ILB	6-1	239	28	5	Georgia	Atlanta, Ga.	8-2-0-4
40	Drummond, Kurtis	S	6-1	208	23	R	Michigan State	Masury, Ohio	5-0-0-0
92	Dunn, Brandon	DT	6-2	300	23	1	Louisville	Louisville, Ky.	8-0-0-1
87	Fiedorowicz, C.J.	TE	6-5	265	24	2	Iowa	Johnsburg, Ill.	12-11-0-0
88	Graham, Garrett	TE	6-3	243	29	6	Wisconsin	Brick, N.J.	8-2-0-4
84	Griffin, Ryan	TE	6-6	254	25	3	Connecticut	Londonberry, N.H.	5-2-0-0
41	Grimes, Jonathan	RB	5-10	209	25	3	William & Mary	Palmyra, N.J.	10-0-0-2
29	Hal, Andre	S	5-10	188	23	2	Vanderbilt	Port Allen, La.	12-7-0-0
10	Hopkins, DeAndre	WR	6-1	218	23	3	Clemson	Central, S.C.	12-12-0-0
7	Hoyer, Brian	QB	6-2	215	30	7	Michigan State	North Olmsted, Ohio	9-7-2-1
33	Hunt, Akeem	RB	5-10	190	22	R	Purdue	Covington, Ga.	3-0-0-0
25	Jackson, Kareem	CB	5-10	188	27	6	Alabama	Macon, Ga.	8-6-0-4
31	James, Charles	CB	5-9	179	25	2	Charleston Southern	Jacksonville, Fla.	6-1-0-0
30	Johnson, Kevin	CB	6-0	188	23	R	Wake Forest	Clarksville, Md.	12-8-0-0
60	Jones, Ben	C	6-3	308	26	4	Georgia	Centreville, Ala.	12-12-0-0
24	Joseph, Johnathan	CB	5-11	188	31	10	South Carolina	Rock Hill, S.C.	12-12-0-0
63	Lamm, Kendall	T	6-6	305	23	R	Appalachian State	Charlotte, N.C.	11-3-0-1
9	Lechler, Shane	P	6-2	237	39	16	Texas A&M	East Bernard, Texas	12-0-0-0
55	McKinney, Benardrick	ILB	6-4	246	23	R	Mississippi State	Tunica, Miss.	10-7-0-2
59	Mercilus, Whitney	OLB	6-4	258	25	4	Illinois	Akron, Ohio	12-8-0-0
26	Moore, Rahim	FS	6-1	195	25	5	UCLA	Los Angeles, Calif.	7-6-0-5
21	Morris, Darryl	CB	5-10	188	25	3	Texas State	San Antonio, Texas	11-0-0-1
12	Mumphery, Keith	WR	6-0	215	23	R	Michigan State	Vienna, Ga.	12-3-0-0
72	Newton, Derek	T	6-6	313	28	5	Arkansas State	Utica, Miss.	12-12-0-0
8	Novak, Nick	K	6-0	198	34	8	Maryland	Charlottesville, Va.	9-0-0-0
97	Pagan, Jeffery	DE	6-3	310	22	2	Alabama	Asheville, N.C.	5-0-2-5
52	Peters, Brian	ILB	6-4	235	27	1	Northwestern	Pickerington, Ohio	8-0-0-1
35	Pleasant, Eddie	SS	5-10	210	26	3	Oregon	Compton, Calif.	12-0-0-0
22	Polk, Chris	RB	5-11	222	25	4	Washington	Redlands, Calif.	11-0-0-1
45	Prosch, Jay	FB	6-1	256	23	2	Auburn	Mobile, Ala.	12-2-0-0
18	Shorts III, Cecil	WR	6-0	202	27	5	Mount Union	Cleveland, Ohio	9-3-0-3
51	Simon, John	OLB	6-1	252	25	3	Ohio State	Youngstown, Ohio	12-7-0-0
11	Strong, Jaalen	WR	6-2	217	21	R	Arizona State	Philadelphia, Pa.	6-0-1-5
71	Su'a-Filo, Xavier	G	6-4	307	24	2	UCLA	American Fork, Utah	7-5-1-4
57	Tuggle, Justin	ILB	6-3	249	25	3	Kansas State	Alpharetta, Ga.	11-2-0-1
85	Washington, Nate	WR	6-1	183	32	11	Tiffin	Toledo, Ohio	10-10-0-2
99	Watt, J.J.	DE	6-5	289	26	5	Wisconsin	Pewaukee, Wisc.	12-12-0-0
5	Weeden, Brandon	QB	6-4	228	32	4	Oklahoma State	Oklahoma City, Okla.	4-3-6-2
46	Weeks, Jon	LS	5-10	246	29	6	Baylor	Bethpage, N.Y.	12-0-0-0
75	Wilfork, Vince	NT	6-2	325	34	12	Miami (Fla.)	Boynton Beach, Fla.	12-12-0-0
6	Yates, T.J.	QB	6-4	217	28	5	North Carolina	Marietta, Ga.	2-1-3-0

Reserve/Non-Football Illness (1)

77	Quessenberry, David	G	6-5	306	25	3	San Jose State	Encinitas, Calif.	0-0-0-0
----	---------------------	---	-----	-----	----	---	----------------	-------------------	---------

Reserve/Injured (9)

70	Adams, Jeff	T	6-7	305	26	2	Columbia	Berwyn, Ill.	2-2-0-0
39	Ballentine, Lonnie	S	6-3	215	22	2	Memphis	Memphis, Tenn.	2-0-0-4
58	Cliett, Reshard	ILB	6-2	222	23	R	South Florida	Thomasville, Ga.	0-0-0-0
81	Denham, Anthony	TE	6-4	235	24	1	Utah	Monterey Park, Calif.	0-0-0-0
23	Foster, Arian	RB	6-1	227	29	7	Tennessee	San Diego, Calif.	4-4-0-3
65	Mancz, Greg	C	6-4	301	23	R	Toledo	Cincinnati, Ohio	3-0-0-5
3	Savage, Tom	QB	6-4	228	25	2	Pittsburgh	Springfield, Pa.	0-0-0-0
62	Slade, Chad	G	6-5	315	23	R	Auburn	Moody, Ala.	0-0-0-0
44	Thompson, Carlos	OLB	6-5	243	23	R	Mississippi	Hollandale, Miss.	2-0-0-1

Practice Squad (10)

73	Barton, Karim	G	6-3	313	23	1	Morgan State	Los Angeles, Calif.	0-0-0-0
64	Freeman, Dalton	C	6-5	291	25	2	Clemson	Pellon, S.C.	0-0-0-0
38	Hilliard, Kenny	RB	5-11	226	24	R	LSU	Patterson, La.	0-0-0-0
19	Lenz, Josh	WR	6-0	195	25	1	Iowa State	Dubuque, Iowa	0-0-0-0
49	Means, Steven	OLB	6-3	263	25	2	Buffalo	Buffalo, N.Y.	0-0-0-0
43	Moore, Corey	S	6-2	206	22	R	Georgia	Griffin, Ga.	0-0-0-0
96	Pettinato, Dan	DE	6-4	277	23	R	Arizona	Grass Valley, Calif.	0-0-0-0
48	Rivers, Gerald	OLB	6-2	250	25	2	Clemson	Ellenwood, Ga.	0-0-0-0
83	Tomlinson, Eric	TE	6-6	263	23	R	UTEP	Klein, Texas	0-0-0-0
13	Worthy, Chandler	WR	5-9	173	22	R	Troy	Hampton, Ga.	3-0-0-1

COACHING ROSTER	
COACH	POSITION
Bill O'Brien	Head Coach
Romeo Crennel	Defensive Coordinator
George Godsey	Offensive Coordinator
Bob Ligaschesky	Special Teams Coordinator
Brian Bell	Assistant Strength and Conditioning
Jim Bernhardt	Director of Football Research
John Butler	Secondary
Doug Colman	Assistant Special Teams
Mike Devlin	Offensive Line
Craig Fitzgerald	Head Strength and Conditioning
Sean Hayes	Assistant Strength and Conditioning
Stan Hixon	Wide Receivers
Tim Kelly	Offensive Quality Control
Will Lawing	Defensive Quality Control
Charles London	Running Backs
Anthony Midget	Assistant Secondary
Pat O'Hara	Offensive Assistant
Paul Pasqualoni	Defensive Line
John Perry	Tight Ends
Anthony Pleasant	Defensive Assistant
Mike Vrabel	Linebackers

PRONUNCIATION GUIDE

PLAYER	
Lonnie Ballentine	Bal-en-TINE
A.J. Bouye	boy-YAY
Max Bullough	BULL-ah
Reshard Cliett	reh-SHARD KLY-ett
Jadeveon Clowney	juh-DEV-ee-on
Anthony Denham	DEN-em
C.J. Fiedorowicz	feh-DOR-uh-wits
DeAndre Hopkins	D-Andre
Greg Mancz	MANTS
Whitney Mercilus	MER-sih-lus
Jay Prosch	PRAWSH
Xavier Su'a-Filo	SOO-ah-fee-lo

PARTICIPATION KEY

GP	Games Played
GS	Games Started
DNP	Did Not Play
IA	Inactive

NUMERICAL ROSTER (as of Dec. 8)

WEEK 14 • HOUSTON TEXANS vs. NEW ENGLAND PATRIOTS

NO.	NAME	POS	HT	WT	AGE	NFL EXP	COLLEGE	HIGH SCHOOL HOMETOWN	HOW ACQUIRED
5	Brandon Weeden	QB	6-4	228	32	4	Oklahoma State	Oklahoma City, Okla.	W-'15 (DAL)
6	T.J. Yates	QB	6-4	217	28	5	North Carolina	Marietta, Ga.	FA-'15
7	Brian Hoyer	QB	6-2	215	30	7	Michigan State	North Olmsted, Ohio	UFA-'15 (CLE)
8	Nick Novak	K	6-0	198	34	8	Maryland	Charlottesville, Va.	FA-'15
9	Shane Lechler	P	6-2	237	39	16	Texas A&M	East Bernard, Texas	UFA-'13 (OAK)
10	DeAndre Hopkins	WR	6-1	218	23	3	Clemson	Central, S.C.	D1-'13
11	Jaeden Strong	WR	6-2	217	21	R	Arizona State	Philadelphia, Pa.	D3-'15
12	Keith Mumphery	WR	6-0	215	23	R	Michigan State	Vienna, Ga.	D5-'15
18	Cecil Shorts III	WR	6-0	202	27	5	Mount Union	Cleveland, Ohio	UFA-'15 (JAX)
21	Darryl Morris	CB	5-10	188	25	3	Texas State	San Antonio, Texas	W-'14 (SF)
22	Chris Polk	RB	5-11	222	25	4	Washington	Redlands, Calif.	FA-'15
24	Johnathan Joseph	CB	5-11	188	31	10	South Carolina	Rock Hill, S.C.	UFA-'11 (CIN)
25	Kareem Jackson	CB	5-10	188	27	6	Alabama	Macon, Ga.	D1-'10
26	Rahim Moore	FS	6-1	195	25	5	UCLA	Los Angeles, Calif.	UFA-'15 (DEN)
27	Quintin Demps	S	5-11	208	30	8	UTEP	San Antonio, Texas	FA-'15
28	Alfred Blue	RB	6-2	223	24	2	LSU	Boutte, La.	D6b-'14
29	Andre Hal	S	5-10	188	23	2	Vanderbilt	Port Allen, La.	D7a-'14
30	Kevin Johnson	CB	6-0	188	23	R	Wake Forest	Clarksville, Md.	D1-'15
31	Charles James	CB	5-9	179	25	2	Charleston Southern	Jacksonville, Fla.	W-'15 (BAL)
33	Akeem Hunt	RB	5-10	190	22	R	Purdue	Covington, Ga.	FA-'15
34	A.J. Bouye	CB	6-0	191	24	3	Central Florida	Tucker, Ga.	CFA-'13
35	Eddie Pleasant	SS	5-10	210	26	3	Oregon	Compton, Calif.	CFA-'12
40	Kurtis Drummond	S	6-1	208	23	R	Michigan State	Masury, Ohio	CFA-'15
41	Jonathan Grimes	RB	5-10	209	25	3	William & Mary	Palmyra, N.J.	FA-'13
45	Jay Prosch	FB	6-1	256	23	2	Auburn	Mobile, Ala.	D6c-'14
46	Jon Weeks	LS	5-10	246	29	6	Baylor	Bethpage, N.Y.	FA-'10
50	Akeem Dent	ILB	6-1	239	28	5	Georgia	Atlanta, Ga.	T-'14 (ATL)
51	John Simon	OLB	6-1	252	25	3	Ohio State	Youngstown, Ohio	FA-'14
52	Brian Peters	ILB	6-4	235	27	1	Northwestern	Pickerington, Ohio	FA-'15
53	Max Bullough	ILB	6-3	249	23	1	Michigan State	Traverse City, Mich.	CFA-'14
55	Benardrick McKinney	ILB	6-4	246	23	R	Mississippi State	Tunica, Miss.	D2-'15
56	Brian Cushing	ILB	6-3	249	28	7	Southern California	Park Ridge, N.J.	D1-'09
57	Justin Tuggle	ILB	6-3	249	25	3	Kansas State	Alpharetta, Ga.	CFA-'13
59	Whitney Mercilus	OLB	6-4	258	25	4	Illinois	Akron, Ohio	D1-'12
60	Ben Jones	C	6-3	308	26	4	Georgia	Centerville, Ala.	D4a-'12
63	Kendall Lamm	T	6-6	305	23	R	Appalachian State	Charlotte, N.C.	CFA-'15
71	Xavier Su'a-Filo	G	6-4	307	24	2	UCLA	American Fork, Utah	D2-'14
72	Derek Newton	T	6-6	313	28	5	Arkansas State	Utica, Miss.	D7a-'11
74	Chris Clark	T	6-5	305	30	7	Southern Miss.	New Orleans, La.	T-'15 (DEN)
75	Vince Wilfork	NT	6-2	325	34	12	Miami (Fla.)	Boynton Beach, Fla.	UFA-'15 (NE)
76	Duane Brown	T	6-4	303	29	8	Virginia Tech	Richmond, Va.	D1-'08
78	Oday Aboushi	G	6-5	308	24	3	Virginia	Brooklyn, N.Y.	W-'15 (NYJ)
79	Brandon Brooks	G	6-5	335	26	4	Miami (Ohio)	Milwaukee, Wisc.	D3b-'12
84	Ryan Griffin	TE	6-6	254	25	3	Connecticut	Londonderry, N.H.	D6d-'13
85	Nate Washington	WR	6-1	183	32	11	Tiffin	Toledo, Ohio	UFA-'15 (TEN)
87	C.J. Fiedorowicz	TE	6-5	265	24	2	Iowa	Johnsburg, Ill.	D3a-'14
88	Garrett Graham	TE	6-3	243	29	6	Wisconsin	Brick, N.J.	D4b-'10
90	Jadeveon Clowney	OLB	6-5	266	22	2	South Carolina	Rock Hill, S.C.	D1-'14
92	Brandon Dunn	DT	6-2	300	23	1	Louisville	Louisville, Ky.	FA-'15
93	Jared Crick	DE	6-4	285	26	4	Nebraska	Cozad, Neb.	D4c-'12
95	Christian Covington	NT	6-2	289	22	R	Rice	Vancouver, BC, Canada	D6-'15
97	Jeffrey Pagan	DE	6-3	310	22	2	Alabama	Asheville, N.C.	D6a-'14
99	J.J. Watt	DE	6-5	289	26	5	Wisconsin	Pewaukee, Wisc.	D1-'11

Reserve/Non-Football Illness (1)

77	David Quessenberry	G	6-5	306	25	3	San Jose State	Encinitas, Calif.	D6a-'13
----	--------------------	---	-----	-----	----	---	----------------	-------------------	---------

Reserve/Injured (9)

3	Tom Savage	QB	6-4	228	25	2	Pittsburgh	Springfield, Pa.	D4-'14
23	Arian Foster	RB	6-1	227	29	7	Tennessee	San Diego, Calif.	CFA-'09
39	Lonnie Ballentine	S	6-3	215	22	2	Memphis	Memphis, Tenn.	D7b-'14
44	Carlos Thompson	OLB	6-5	243	23	R	Mississippi	Hollandale, Miss.	CFA-'15
58	Reshard Cliett	ILB	6-2	222	23	R	South Florida	Thomasville, Ga.	D6-'15
62	Chad Slade	G	6-5	315	23	R	Auburn	Moody, Ala.	CFA-'15
65	Greg Mancz	C	6-4	301	23	R	Toledo	Cincinnati, Ohio	3-0-0-5
70	Jeff Adams	T	6-7	305	26	2	Columbia	Berwyn, Ill.	W-'14 (TEN)
81	Anthony Denham	TE	6-4	235	24	1	Utah	Monterey Park, Calif.	CFA-'14

Practice Squad (10)

13	Chandler Worthy	WR	5-9	173	22	R	Troy	Hampton, Ga.	FA-'15
19	Josh Lenz	WR	6-0	195	25	1	Iowa State	Dubuque, Iowa	FA-'15
38	Kenny Hilliard	RB	5-11	226	24	R	LSU	Patterson, La.	D7-'15
43	Corey Moore	S	6-2	206	22	R	Georgia	Griffin, Ga.	CFA-'15
48	Gerald Rivers	OLB	6-2	250	25	2	Clemson	Ellenwood, Ga.	FA-'15
49	Steven Means	OLB	6-3	263	25	2	Buffalo	Buffalo, N.Y.	FA-'15
64	Dalton Freeman	C	6-5	291	25	2	Clemson	Pelion, S.C.	FA-'15
73	Karim Barton	G	6-3	313	23	1	Morgan State	Los Angeles, Calif.	FA-'15
83	Eric Tomlinson	TE	6-6	263	23	R	UTEP	Klein, Texas	FA-'15
96	Dan Pettinato	DE	6-4	277	23	R	Arizona	Grass Valley, Calif.	CFA-'15

COACHING ROSTER	
COACH	POSITION
Bill O'Brien	Head Coach
Romeo Crennel	Defensive Coordinator
George Godsey	Offensive Coordinator
Bob Ligashesky	Special Teams Coordinator
Brian Bell	Assistant Strength and Conditioning
Jim Bernhardt	Director of Football Research
John Butler	Secondary
Doug Colman	Assistant Special Teams
Mike Devlin	Offensive Line
Craig Fitzgerald	Head Strength and Conditioning
Sean Hayes	Assistant Strength and Conditioning
Stan Hixon	Wide Receivers
Tim Kelly	Offensive Quality Control
Will Lawing	Defensive Quality Control
Charles London	Running Backs
Anthony Midget	Assistant Secondary
Pat O'Hara	Offensive Assistant
Paul Pasqualoni	Defensive Line
John Perry	Tight Ends
Anthony Pleasant	Defensive Assistant
Mike Vrabel	Linebackers

PRONUNCIATION GUIDE

PLAYER	
Lonnie Ballentine	Bal-en-TINE
A.J. Bouye	boy-YAY
Max Bullough	BULL-ah
Reshard Cliett	reh-SHARD KLY-ett
Jadeveon Clowney	juh-DEV-ee-on
Anthony Denham	DEN-em
C.J. Fiedorowicz	feh-DOR-uh-wits
DeAndre Hopkins	D-Andre
Greg Mancz	MANTS
Whitney Mercilus	MER-sih-lus
Jay Prosch	PRAWSH
Xavier Su'a-Filo	SOO-ah-fee-lo

HOW ACQUIRED KEY

CFA	College Free Agent
D	Draft Pick
FA	Free Agent
T	Trade
UFA	Unrestricted Free Agent
W	Waivers
0	Previous Team

PARTICIPATION

WEEK 14 • HOUSTON TEXANS vs. NEW ENGLAND PATRIOTS

Name	9/13 vs.	9/20 at	9/27 vs.	10/4 at	10/8 vs.	10/18 at	10/25 at	11/1 vs.	11/16 at	11/22 vs.	11/29 vs.	12/6 at	2015 GP-GS-DNP-IA
Aboushi, Oday	NWT	IA	LG	LG	LG	SUB	SUB	LG	IA	IA	IA	RG	7-5-0-4
Blue, Alfred	RB	RB	RB	SUB	SUB	SUB	SUB	RB	RB	RB	RB	RB	12-8-0-0
Bouye, A.J.	SUB	SUB	SUB	SUB	DB	SUB	DB	SUB	SUB	SUB	IA	SUB	11-2-0-1
Brooks, Brandon	RG	RG	RG	RG	RG	LG	IA	RG	RG	RG	RG	IA	10-10-0-2
Brown, Duane	LT	IA	IA	LT	LT	LT	LT	LT	LT	LT	LT	LT	10-10-0-2
Bullough, Max	PS	PS	PS	SUB	SUB	SUB	SUB	WILL	SUB	SUB	SUB	SUB	9-1-0-0
Clark, Chris	DNP	LT	LT	DNP	SUB	RT	RT	SUB	DNP	DNP	DNP	SUB	7-4-5-0
Clowney, Jadeveon	SUB	JACK	JACK	JACK	JACK	IA	JACK	JACK	IA	SUB	SUB	SUB	10-6-0-2
Covington, Christian	SUB	SUB	SUB	SUB	SUB	SUB	SUB	SUB	SUB	SUB	SUB	SUB	12-0-0-0
Crick, Jared	LDE	LDE	LDE	LDE	LDE	LDE	LDE	LDE	LDE	LDE	LDE	LDE	12-12-0-0
Cushing, Brian	MIKE	MIKE	MIKE	MIKE	MIKE	MIKE	MIKE	MIKE	MIKE	MIKE	MIKE	MIKE	12-12-0-0
Demps, Quintin	SS	SS	SS	SS	IA	IA	SUB	SS	SS	SS	SS	SS	10-9-0-2
Dent, Akeem	WILL	WILL	SUB	IA	IA	SUB	SUB	IA	SUB	IA	SUB	SUB	8-2-0-4
Drummond, Kurtis	PS	PS	PS	PS	PS	PS	PS	SUB	SUB	SUB	SUB	SUB	5-0-0-0
Dunn, Brandon	NWT	NWT	NWT	NWT	NWT	SUB	SUB	SUB	SUB	SUB	SUB	SUB	8-0-0-1
Fiedorowicz, C.J.	TE	TE	TE	TE	TE	TE	TE	TE	SUB	TE	TE	TE	12-11-0-0
Graham, Garrett	SUB	TE	SUB	SUB	SUB	SUB	TE	SUB	IA	IA	IA	IA	8-2-0-4
Griffin, Ryan	TE	IR-DFR	IR-DFR	IR-DFR	IR-DFR	IR-DFR	IR-DFR	IR-DFR	TE	SUB	SUB	SUB	5-2-0-0
Grimes, Jonathan	SUB	SUB	SUB	IA	IA	SUB	SUB	SUB	SUB	SUB	SUB	SUB	10-0-0-2
Hal, Andre	SUB	SUB	SUB	SUB	SUB	SS	SS	FS	FS	FS	FS	FS	12-7-0-0
Hopkins, DeAndre	WR	WR	WR	WR	WR	WR	WR	WR	WR	WR	WR	WR	12-12-0-0
Hoyer, Brian	QB	DNP	DNP	SUB	SUB	QB	QB	QB	QB	IA	QB	QB	9-7-2-1
Hunt, Akeem	NWT	NWT	NWT	NWT	NWT	NWT	NWT	NWT	PS	SUB	SUB	SUB	3-0-0-0
Jackson, Kareem	LCB	LCB	LCB	LCB	SS	LCB	IA	IA	IA	IA	SUB	SUB	8-6-0-4
James, Charles	NWT	NWT	NWT	NWT	NWT	NWT	SUB	SUB	SUB	CB	SUB	SUB	6-1-0-0
Johnson, Kevin	SUB	SUB	SUB	CB	CB	SUB	LCB	LCB	LCB	LCB	LCB	LCB	12-8-0-0
Jones, Ben	C	C	C	C	C	C	C	C	C	C	C	C	12-12-0-0
Joseph, Johnathan	RCB	RCB	RCB	RCB	RCB	RCB	RCB	RCB	RCB	RCB	RCB	RCB	12-12-0-0
Lamm, Kendall	IA	SUB	SUB	SUB	T	SUB	SUB	SUB	SUB	T	SUB	T	11-3-0-1
Lechler, Shane	SUB	SUB	SUB	SUB	SUB	SUB	SUB	SUB	SUB	SUB	SUB	P	12-0-0-0
McKinney, Benardrick	SUB	SUB	WILL	WILL	SUB	WILL	IA	IA	WILL	WILL	WILL	WILL	10-7-0-2
Mercilus, Whitney	SAM	SUB	SAM	SAM	SUB	SAM	SUB	SUB	SAM	SAM	SAM	SAM	12-8-0-0
Moore, Rahim	FS	FS	FS	SUB	FS	FS	FS	IA	IA	IA	IA	IA	7-6-0-5
Morris, Darryl	SUB	SUB	SUB	SUB	SUB	SUB	SUB	SUB	SUB	SUB	SUB	IA	11-0-0-1
Mumphery, Keith	SUB	SUB	SUB	SUB	WR	WR	SUB	WR	SUB	SUB	SUB	SUB	12-3-0-0
Newton, Derek	RT	LG	RT	RT	RT	RG	RG	RT	RT	RT	RT	RT	12-12-0-0
Novak, Nick	NWT	NWT	NWT	SUB	SUB	SUB	SUB	SUB	SUB	SUB	SUB	SUB	9-0-0-0
Pagan, Jeffrey	SUB	SUB	SUB	SUB	SUB	IA	IA	DNP	IA	DNP	IA	IA	5-0-2-5
Peters, Brian	NWT	NWT	NWT	SUB	SUB	IA	SUB	SUB	SUB	SUB	SUB	SUB	8-0-0-1
Pleasant, Eddie	SUB	SUB	SUB	SUB	SUB	SUB	SUB	SUB	SUB	SUB	SUB	SUB	12-0-0-0
Polk, Chris	SUB	SUB	SUB	SUB	SUB	SUB	SUB	SUB	SUB	IA	SUB	SUB	11-0-0-1
Prosch, Jay	SUB	SUB	FB	FB	SUB	SUB	SUB	SUB	SUB	SUB	SUB	SUB	12-2-0-0
Shorts III, Cecil	SUB	SUB	SUB	SUB	IA	WR	IA	IA	WR	SUB	WR	SUB	9-3-0-3
Simon, John	JACK	SAM	SUB	SUB	SUB	JACK	SUB	SAM	JACK	SUB	JACK	JACK	12-7-0-0
Strong, Jaelen	DNP	IA	IA	IA	SUB	SUB	SUB	IA	SUB	IA	SUB	SUB	6-0-1-5
Su'a-Filo, Xavier	IA	IA	IA	SUB	SUB	IA	LG	DNP	LG	LG	LG	LG	7-5-1-4
Tuggle, Justin	SUB	SUB	SUB	SUB	WILL	SUB	WILL	SUB	SUB	SUB	SUB	IA	11-2-0-1
Washington, Nate	WR	WR	WR	WR	IA	IA	WR	WR	WR	WR	WR	WR	10-10-0-2
Watt, J.J.	RDE	RDE	RDE	RDE	RDE	RDE	RDE	RDE	RDE	RDE	RDE	RDE	12-12-0-0
Weeden, Brandon	NWT	NWT	NWT	NWT	NWT	NWT	NWT	NWT	NWT	DNP	IA	IA	4-3-6-2
Weeks, Jon	SUB	SUB	SUB	SUB	SUB	SUB	SUB	SUB	SUB	SUB	SUB	SUB	12-0-0-0
Wilfork, Vince	NT	NT	NT	NT	NT	NT	NT	NT	NT	NT	NT	NT	12-12-0-0
Yates, T.J.	NWT	NWT	NWT	NWT	NWT	NWT	NWT	DNP	SUB	QB	DNP	DNP	2-1-3-0
Quessenberry, David	NFILL	NFILL	NFILL	NFILL	NFILL	NFILL	NFILL	NFILL	NFILL	NFILL	NFILL	NFILL	0-0-0-0
Adams, Jeff	LG	RT	IR	IR	IR	IR	IR	IR	IR	IR	IR	IR	2-2-0-0
Ballentine, Lonnie	IA	IA	IA	IA	SUB	SUB	IR	IR	IR	IR	IR	IR	2-0-0-4
Cliett, Reshard	IR	IR	IR	IR	IR	IR	IR	IR	IR	IR	IR	IR	0-0-0-0
Denham, Anthony	IR	IR	IR	IR	IR	IR	IR	IR	IR	IR	IR	IR	0-0-0-0
Foster, Arian	IA	IA	IA	RB	RB	RB	RB	IR	IR	IR	IR	IR	4-4-0-3
Mancz, Greg	SUB	SUB	SUB	IA	IA	IA	IA	IA	IR	IR	IR	IR	3-0-0-5
Savage, Tom	IR	IR	IR	IR	IR	IR	IR	IR	IR	IR	IR	IR	0-0-0-0
Slade, Chad	IR	IR	IR	IR	IR	IR	IR	IR	IR	IR	IR	IR	0-0-0-0
Thompson, Carlos	IA	SUB	SUB	IR	IR	IR	IR	IR	IR	IR	IR	IR	2-0-0-1
Barton, Karim	PS	PS	PS	PS	PS	PS	PS	PS	PS	PS	PS	PS	0-0-0-0
Freeman, Dalton	NWT	NWT	NWT	NWT	NWT	NWT	NWT	NWT	NWT	NWT	PS	PS	0-0-0-0
Hilliard, Kenny	PS	PS	PS	PS	PS	PS	PS	PS	PS	PS	PS	PS	0-0-0-0
Lenz, Josh	NWT	NWT	NWT	NWT	NWT	NWT	PS	PS	PS	PS	PS	PS	0-0-0-0
Means, Steven	NWT	NWT	NWT	NWT	NWT	NWT	PS	PS	PS	PS	PS	PS	0-0-0-0
Moore, Corey	PS	PS	PS	PS	PS	PS	PS	PS	PS	PS	PS	PS	0-0-0-0
Pettinato, Dan	PS	PS	PS	PS	PS	PS	PS	PS	PS	PS	PS	PS	0-0-0-0
Rivers, Gerald	NWT	NWT	NWT	NWT	NWT	NWT	NWT	NWT	NWT	NWT	PS	PS	0-0-0-0
Tomlinson, Eric	PS	PS	PS	PS	PS	PS	PS	PS	PS	PS	PS	PS	0-0-0-0
Worthy, Chandler	PS	SUB	SUB	IA	SUB	PS	PS	PS	PS	PS	PS	PS	3-0-0-1
Bonner, Alan	PS	PS	PS	PS	PS	NWT	NWT	NWT	NWT	NWT	NWT	NWT	0-0-0-0
Brown, Kourtnei	NWT	NWT	NWT	IA	IA	SUB	IA	IA	DNP	NWT	NWT	NWT	2-0-1-4
Bullock, Randy	SUB	SUB	SUB	NWT	NWT	NWT	NWT	NWT	NWT	NWT	NWT	NWT	3-0-0-0
Coughman, Edawn	NWT	NWT	PS	PS	PS	NWT	NWT	NWT	NWT	NWT	NWT	NWT	0-0-0-0
Dysert, Zac	PS	PS	NWT	PS	PS	PS	PS	PS	PS	PS	NWT	NWT	0-0-0-0
Kush, Eric	NWT	NWT	NWT	NWT	NWT	NWT	NWT	NWT	NWT	NWT	NWT	NWT	0-0-0-0
Mallett, Ryan	SUB	QB	QB	QB	QB	SUB	DNP	NWT	NWT	NWT	NWT	NWT	6-4-1-0
Martin, Keshawn	DNP	NWT	NWT	NWT	NWT	NWT	NWT	NWT	NWT	NWT	NWT	NWT	0-0-1-0
McFarland, Mike	IR	IR	IR	IR	IR	IR	IR	NWT	NWT	NWT	NWT	NWT	0-0-0-0
Mohamed, Mike	IA	IA	IA	IR	NWT	NWT	NWT	NWT	NWT	NWT	NWT	NWT	0-0-0-3
Richardson, Daryl	NWT	NWT	PS	PS	PS	PS	NWT	PS	NWT	NWT	NWT	NWT	0-0-0-0
Rolle, Jumal	IA	SUB	SUB	SUB	SUB	SUB	SUB	SUB	SUB	NWT	NWT	NWT	8-0-0-1
Treadwell, Joseph	NWT	PS	NWT	NWT	NWT	NWT	NWT	NWT	NWT	NWT	NWT	NWT	0-0-0-0

STARTERS / INACTIVES / CAPTAINS

WEEK 14 • HOUSTON TEXANS vs. NEW ENGLAND PATRIOTS

STARTERS - OFFENSE

	WR	LT	LG	C	RG	RT	TE	WR	RB	QB	FB
9-13 KANSAS CITY	D. Hopkins	D. Brown	J. Adams	B. Jones	B. Brooks	D. Newton	C. Fiedorowicz	N. Washington	A. Blue	B. Hoyer	R. Griffin (TE)
9-20 at Carolina	D. Hopkins	C. Clark	D. Newton	B. Jones	B. Brooks	J. Adams	C. Fiedorowicz	N. Washington	A. Blue	R. Mallett	G. Graham (TE)
9-27 TAMPA BAY	D. Hopkins	C. Clark	O. Aboushi	B. Jones	B. Brooks	D. Newton	C. Fiedorowicz	N. Washington	A. Blue	R. Mallett	J. Prosch
10-4 at Atlanta	D. Hopkins	D. Brown	O. Aboushi	B. Jones	B. Brooks	D. Newton	C. Fiedorowicz	N. Washington	A. Foster	R. Mallett	J. Prosch
10-8 INDIANAPOLIS	D. Hopkins	D. Brown	O. Aboushi	B. Jones	B. Brooks	D. Newton	C. Fiedorowicz	<u>K. Mumphery</u>	A. Foster	R. Mallett	<u>K. Lamm (T)</u>
10-18 at Jacksonville	D. Hopkins	D. Brown	B. Brooks	B. Jones	D. Newton	C. Clark	C. Fiedorowicz	C. Shorts	A. Foster	B. Hoyer	<u>K. Mumphery (WR)</u>
10-25 at Miami	D. Hopkins	D. Brown	X. Su'a-Filo	B. Jones	D. Newton	C. Clark	C. Fiedorowicz	N. Washington	A. Foster	B. Hoyer	G. Graham (TE)
11-1 TENNESSEE	D. Hopkins	D. Brown	O. Aboushi	B. Jones	B. Brooks	D. Newton	C. Fiedorowicz	N. Washington	A. Blue	B. Hoyer	<u>K. Mumphery (WR)</u>
11-16 at Cincinnati	D. Hopkins	D. Brown	X. Su'a-Filo	B. Jones	B. Brooks	D. Newton	R. Griffin	N. Washington	A. Blue	B. Hoyer	C. Shorts (WR)
11-22 N.Y. JETS	D. Hopkins	D. Brown	X. Su'a-Filo	B. Jones	B. Brooks	D. Newton	C. Fiedorowicz	N. Washington	A. Blue	T. Yates	<u>K. Lamm (T)</u>
11-29 NEW ORLEANS	D. Hopkins	D. Brown	X. Su'a-Filo	B. Jones	B. Brooks	D. Newton	C. Fiedorowicz	N. Washington	A. Blue	B. Hoyer	C. Shorts (WR)
12-6 at Buffalo	D. Hopkins	D. Brown	X. Su'a-Filo	B. Jones	O. Aboushi	D. Newton	C. Fiedorowicz	N. Washington	A. Blue	B. Hoyer	<u>K. Lamm (T)</u>
12-13 NEW ENGLAND											
12-20 at Indianapolis											
12-27 at Tennessee											
1-3 JACKSONVILLE											

STARTERS - DEFENSE

	LDE	NT	RDE	JACK	WILL	MIKE	SAM	LCB	FS	SS	RCB
9-13 KANSAS CITY	J. Crick	V. Wilfork	J. Watt	J. Simon	A. Dent	B. Cushing	W. Mercilus	K. Jackson	R. Moore	Q. Demps	J. Joseph
9-20 at Carolina	J. Crick	V. Wilfork	J. Watt	J. Clowney	A. Dent	B. Cushing	J. Simon	K. Jackson	R. Moore	Q. Demps	J. Joseph
9-27 TAMPA BAY	J. Crick	V. Wilfork	J. Watt	J. Clowney	<u>B. McKinney</u>	B. Cushing	W. Mercilus	K. Jackson	R. Moore	Q. Demps	J. Joseph
10-4 at Atlanta	J. Crick	V. Wilfork	J. Watt	J. Clowney	<u>B. McKinney</u>	B. Cushing	W. Mercilus	K. Jackson	<u>K. Johnson</u>	Q. Demps	J. Joseph
10-8 INDIANAPOLIS	J. Crick	V. Wilfork	J. Watt	J. Clowney	J. Tuggle	B. Cushing	A. Bouye (DB)	<u>K. Johnson</u>	R. Moore	K. Jackson	J. Joseph
10-18 at Jacksonville	J. Crick	V. Wilfork	J. Watt	J. Simon	<u>B. McKinney</u>	B. Cushing	W. Mercilus	K. Jackson	R. Moore	A. Hal	J. Joseph
10-25 at Miami	J. Crick	V. Wilfork	J. Watt	J. Clowney	J. Tuggle	B. Cushing	A. Bouye (DB)	<u>K. Johnson</u>	R. Moore	A. Hal	J. Joseph
11-1 TENNESSEE	J. Crick	V. Wilfork	J. Watt	J. Clowney	M. Bullough	B. Cushing	J. Simon	<u>K. Johnson</u>	A. Hal	Q. Demps	J. Joseph
11-16 at Cincinnati	J. Crick	V. Wilfork	J. Watt	J. Simon	<u>B. McKinney</u>	B. Cushing	W. Mercilus	<u>K. Johnson</u>	A. Hal	Q. Demps	J. Joseph
11-22 N.Y. JETS	J. Crick	V. Wilfork	J. Watt	C. James (CB)	<u>B. McKinney</u>	B. Cushing	W. Mercilus	<u>K. Johnson</u>	A. Hal	Q. Demps	J. Joseph
11-29 NEW ORLEANS	J. Crick	V. Wilfork	J. Watt	J. Simon	<u>B. McKinney</u>	B. Cushing	W. Mercilus	<u>K. Johnson</u>	A. Hal	Q. Demps	J. Joseph
12-6 at Buffalo	J. Crick	V. Wilfork	J. Watt	J. Simon	<u>B. McKinney</u>	B. Cushing	W. Mercilus	<u>K. Johnson</u>	A. Hal	Q. Demps	J. Joseph
12-13 NEW ENGLAND											
12-20 at Indianapolis											
12-27 at Tennessee											
1-3 JACKSONVILLE											

INACTIVES

	1	2	3	4	5	6	7	CAPTAINS				
9-13 KANSAS CITY	J. Rolle	A. Foster	L. Ballentine	<u>C. Thompson</u>	M. Mohamed	<u>K. Lamm</u>	X. Su'a-Filo	D. Brown	S. Lechler	J. Watt		
9-20 at Carolina	<u>J. Strong</u>	A. Foster	L. Ballentine	M. Mohamed	X. Su'a-Filo	D. Brown	O. Aboushi	B. Jones	J. Joseph	S. Lechler	V. Wilfork	
9-27 TAMPA BAY	<u>J. Strong</u>	A. Foster	L. Ballentine	M. Mohamed	X. Su'a-Filo	D. Brown		B. Cushing	D. Hopkins	K. Jackson	S. Lechler	
10-4 at Atlanta	<u>J. Strong</u>	<u>C. Worthy</u>	L. Ballentine	J. Grimes	K. Brown	A. Dent	<u>G. Mancz</u>	S. Lechler	N. Washington	J. Watt		
10-8 INDIANAPOLIS	C. Shorts	Q. Demps	J. Grimes	K. Brown	A. Dent	<u>G. Mancz</u>	N. Washington	D. Brown	J. Joseph	S. Lechler	J. Watt	
10-18 at Jacksonville	Q. Demps	B. Peters	<u>G. Mancz</u>	X. Su'a-Filo	N. Washington	J. Clowney	J. Pagan	D. Hopkins	J. Joseph	S. Lechler		
10-25 at Miami	C. Shorts	K. Jackson	K. Brown	<u>B. McKinney</u>	<u>G. Mancz</u>	B. Brooks	J. Pagan	B. Cushing	D. Hopkins	S. Lechler		
11-1 TENNESSEE	C. Shorts	K. Jackson	R. Moore	K. Brown	A. Dent	<u>B. McKinney</u>	<u>G. Mancz</u>	D. Brown	J. Joseph	S. Lechler	J. Watt	V. Wilfork
11-16 at Cincinnati	<u>J. Strong</u>	K. Jackson	R. Moore	O. Aboushi	G. Graham	J. Clowney	J. Pagan	D. Brown	S. Lechler	J. Watt		
11-22 N.Y. JETS	B. Hoyer	C. Polk	K. Jackson	R. Moore	A. Dent	O. Aboushi	G. Graham	D. Hopkins	J. Joseph	S. Lechler	J. Watt	
11-29 NEW ORLEANS	B. Weeden	<u>J. Strong</u>	R. Moore	A. Bouye	O. Aboushi	G. Graham	J. Pagan	D. Brown	S. Lechler	J. Watt	V. Wilfork	
12-6 at Buffalo	B. Weeden	D. Morris	R. Moore	J. Tuggle	B. Brooks	G. Graham	J. Pagan	B. Cushing	S. Lechler	N. Washington		
12-13 NEW ENGLAND												
12-20 at Indianapolis												
12-27 at Tennessee												
1-3 JACKSONVILLE												

Bold underline denotes rookie

ROSTER BY POSITION

WEEK 14 • HOUSTON TEXANS vs. NEW ENGLAND PATRIOTS

OFFENSE

QUARTERBACKS (4)

5	Brandon Weeden	QB	6-4	228	4	Oklahoma State
6	T.J. Yates	QB	6-4	217	5	North Carolina
7	Brian Hoyer	QB	6-2	215	7	Michigan State

3	Tom Savage (IR)	QB	6-4	228	2	Pittsburgh
---	-----------------	----	-----	-----	---	------------

WIDE RECEIVERS (5)

10	DeAndre Hopkins	WR	6-1	218	3	Clemson
11	Jaelen Strong	WR	6-2	217	R	Arizona State
12	Keith Mumphery	WR	6-0	215	R	Michigan State
18	Cecil Shorts III	WR	6-0	202	5	Mount Union
85	Nate Washington	WR	6-1	183	11	Tiffin

RUNNING BACKS (6)

22	Chris Polk	RB	5-11	222	4	Washington
28	Alfred Blue	RB	6-2	223	2	LSU
33	Akeem Hunt	RB	5-10	190	R	Purdue
41	Jonathan Grimes	RB	5-10	209	3	William & Mary

45	Jay Prosch	FB	6-1	256	2	Auburn
----	------------	----	-----	-----	---	--------

23	Arian Foster (IR)	RB	6-1	227	7	Tennessee
----	-------------------	----	-----	-----	---	-----------

TIGHT ENDS (4)

84	Ryan Griffin	TE	6-6	254	3	Connecticut
87	C.J. Fiedorowicz	TE	6-5	265	2	Iowa
88	Garrett Graham	TE	6-3	243	6	Wisconsin

81	Anthony Denham (IR)	TE	6-4	235	1	Utah
----	---------------------	----	-----	-----	---	------

OFFENSIVE LINE (12)

63	Kendall Lamm	T	6-6	305	R	Appalachian State
72	Derek Newton	T	6-6	313	5	Arkansas State
74	Chris Clark	T	6-5	305	7	Southern Miss.
76	Duane Brown	T	6-4	303	8	Virginia Tech

71	Xavier Su'a-Filo	G	6-4	307	2	UCLA
78	Oday Aboushi	G	6-5	308	3	Virginia
79	Brandon Brooks	G	6-5	335	4	Miami (Ohio)

60	Ben Jones	C	6-3	308	4	Georgia
----	-----------	---	-----	-----	---	---------

62	Chad Slade (IR)	G	6-5	315	R	Auburn
65	Greg Mancz (IR)	C	6-4	301	R	Toledo
70	Jeff Adams (IR)	T	6-5	303	2	Columbia
77	David Quessenberry (NFILL)	G	6-5	306	3	San Jose State

DEFENSE

DEFENSIVE LINE (6)

93	Jared Crick	DE	6-4	285	4	Nebraska
97	Jeoffrey Pagan	DE	6-3	310	2	Alabama
99	J.J. Watt	DE	6-5	289	5	Wisconsin

75	Vince Wilfork	NT	6-2	325	12	Miami (Fla.)
92	Brandon Dunn	DT	6-2	300	1	Louisville
95	Christian Covington	NT	6-2	289	R	Rice

LINEBACKERS (11)

50	Akeem Dent	ILB	6-1	239	5	Georgia
52	Brian Peters	ILB	6-4	235	1	Northwestern
53	Max Bullough	ILB	6-3	249	1	Michigan State
55	Benardrick McKinney	ILB	6-4	246	R	Mississippi State
56	Brian Cushing	ILB	6-3	249	7	USC
57	Justin Tuggle	ILB	6-3	249	3	Kansas State

51	John Simon	OLB	6-1	252	3	Ohio State
59	Whitney Mercilus	OLB	6-4	258	4	Illinois
90	Jadeveon Clowney	OLB	6-5	266	2	South Carolina

44	Carlos Thompson (IR)	OLB	6-5	243	R	Mississippi
58	Reshard Cliett (IR)	ILB	6-2	222	R	South Florida

SECONDARY (12)

21	Darryl Morris	CB	5-10	188	3	Texas State
24	Johnathan Joseph	CB	5-11	188	10	South Carolina
25	Kareem Jackson	CB	5-10	188	6	Alabama
30	Kevin Johnson	CB	5-11	188	R	Wake Forest
31	Charles James	CB	5-9	179	2	Charleston Southern
34	A.J. Bouye	CB	6-0	191	3	Central Florida

26	Rahim Moore	S	6-1	195	5	UCLA
27	Quintin Demps	S	5-11	208	8	UTEP
29	Andre Hal	S	5-10	188	2	Vanderbilt
35	Eddie Pleasant	S	5-10	210	3	Oregon
40	Kurtis Drummond	S	6-1	208	R	Michigan State

39	Lonnie Ballentine (IR)	S	6-3	215	2	Memphis
----	------------------------	---	-----	-----	---	---------

SPECIAL TEAMS

SPECIALISTS (3)

8	Nick Novak	K	6-0	198	8	Maryland
9	Shane Lechler	P	6-2	237	16	Texas A&M
46	Jon Weeks	LS	5-10	246	6	Baylor

HOW THE TEXANS WERE BUILT

WEEK 14 • HOUSTON TEXANS vs. NEW ENGLAND PATRIOTS

Year	College Draft (29)	Trades (2)	Free Agents (42)
2008 8-8, 3rd, AFC South	T Duane Brown (1)		
2009 9-7, 2nd, AFC South	ILB Brian Cushing (1)		RB Arian Foster (CFA) (IR)
2010 6-10, 3rd, AFC South	CB Kareem Jackson (1) TE Garrett Graham (4b)		LS Jon Weeks (FA)
2011 10-6, AFC South Champions	DE J.J. Watt (1) T Derek Newton (7a)		CB Johnathan Joseph (UFA-CIN)
2012 12-4, AFC South Champions	OLB Whitney Mercilus (1) G Brandon Brooks (3b) G/C Ben Jones (4a) DE Jared Crick (4c)		S Eddie Pleasant (CFA)
2013 2-14, 4th, AFC South	WR DeAndre Hopkins (1) G David Quessenberry (6a) (R/NFILL) TE Ryan Griffin (6d)		CB A.J. Bouye (CFA) RB Jonathan Grimes (FA) P Shane Lechler (UFA-OAK) ILB Justin Tuggle (CFA)
2014 9-7, 2nd, AFC South	OLB Jadeveon Clowney (1) G Xavier Su'a-Filo (2) TE C.J. Fiedorowicz (3a) QB Tom Savage (4) (IR) DE Jeoffrey Pagan (6a) RB Alfred Blue (6b) FB Jay Prosch (6c) S Andre Hal (7a) FS Lonnie Ballentine (7b) (IR)	ILB Akeem Dent (ATL)	T Jeff Adams (W-TEN) (IR) ILB Max Bullough (CFA) TE Anthony Denham (CFA) (IR) CB Darryl Morris (W-SF) OLB John Simon (FA)
2015 6-6, 2nd, AFC South	CB Kevin Johnson (1) LB Bernardrick McKinney (2) WR Jaelen Strong (3) WR Keith Mumphery (5) LB Reshard Cliett (6a) (IR) NT Christian Covington (6b) RB Kenny Hilliard (7) (PS)	T Chris Clark (DEN)	G Oday Aboushi (W-NYJ) G Karim Barton (FA) (PS) S Quintin Demps (FA) S Kurtis Drummond (CFA) DT Brandon Dunn (FA) C Dalton Freeman (FA) (PS) QB Brian Hoyer (UFA-CLE) RB Akeem Hunt (FA) CB Charles James (W-BAL) T Kendall Lamm (CFA) WR Josh Lenz (FA) (PS) C Greg Mancz (CFA) (IR) OLB Steven Means (FA) (PS) S Corey Moore (CFA) (PS) FS Rahim Moore (UFA-DEN) K Nick Novak (FA) ILB Brian Peters (FA) DE Dan Pettinato (CFA) (PS) RB Chris Polk (FA) OLB Gerald Rivers (FA) (PS) WR Cecil Shorts III (UFA-JAX) G Chad Slade (CFA) (IR) OLB Carlos Thompson (CFA) (IR) TE Eric Tomlinson (FA) (PS) WR Nate Washington (UFA-TEN) QB Brandon Weeden (W-DAL) NT Vince Wilfork (UFA-NE) WR Chandler Worthy (CFA) (PS) QB T.J. Yates (FA)

UNOFFICIAL DEPTH CHART

WEEK 14 • HOUSTON TEXANS vs. NEW ENGLAND PATRIOTS

OFFENSE

WR	10 DeAndre Hopkins	18 Cecil Shorts III	
LT	76 Duane Brown	74 Chris Clark	
LG	71 Xavier Su'a-Filo	78 Oday Aboushi	
C	60 Ben Jones		
RG	79 Brandon Brooks	78 Oday Aboushi	
RT	72 Derek Newton	<u>63 Kendall Lamm</u>	
TE	87 C.J. Fiedorowicz	84 Ryan Griffin	88 Garrett Graham
WR	85 Nate Washington	<u>12 Keith Mumphery</u>	<u>11 Jaelen Strong</u>
QB	7 Brian Hoyer	6 T.J. Yates	5 Brandon Weeden
FB	45 Jay Prosch		
RB	28 Alfred Blue	41 Jonathan Grimes	22 Chris Polk
			<u>33 Akeem Hunt</u>

DEFENSE

RDE	99 J.J. Watt	97 Jeffrey Pagan	
NT	75 Vince Wilfork	<u>95 Christian Covington</u>	
LDE	93 Jared Crick	92 Brandon Dunn	
SAM	59 Whitney Mercilus		
MIKE	56 Brian Cushing	50 Akeem Dent	53 Max Bullough
WILL	<u>55 Benardrick McKinney</u>	57 Justin Tuggle	52 Brian Peters
JACK	90 Jadeveon Clowney	51 John Simon	
LCB	25 Kareem Jackson	<u>30 Kevin Johnson</u>	21 Darryl Morris
RCB	24 Johnathan Joseph	34 A.J. Bouye	31 Charles James
FS	29 Andre Hal	26 Rahim Moore	
SS	27 Quintin Demps	35 Eddie Pleasant	<u>40 Kurtis Drummond</u>

SPECIAL TEAMS

PK	8 Nick Novak	
P	9 Shane Lechler	
LS	46 Jon Weeks	
KR	<u>12 Keith Mumphery</u>	27 Quintin Demps
PR	<u>12 Keith Mumphery</u>	18 Cecil Shorts III
H	9 Shane Lechler	

Bold underlined denotes rookies

WEEK 13, 2015

National Football League Game Summary

NFL Copyright © 2015 by The National Football League. All rights reserved. This summary and play-by-play is for the express purpose of assisting media in their coverage of the game; any other use of this material is prohibited without the written permission of the National Football League. Updated: 12/7/2015

Date: Sunday, 12/6/2015

Houston Texans at Buffalo Bills

Start Time: 1:02 PM EST

at Ralph Wilson Stadium, Orchard Park NY

Game Day Weather

Game Weather: Partly cloudy

Temp: 47° F (8.3° C) Humidity: 65%, Wind: WSW 8 mph

Played Outdoors on Turf: A-Turf Titan

Outdoor Weather: Forecast: continued partly cloudy, high temp 47, Wind Chill: 43

Officials

Referee: Corrente, Tony (99)
Line Judge: Longson, Bart (2)
Back Judge: Wilson, Gregory (119)

Umpire: Ferrell, Dan (64)
Side Judge: Coleman, James (95)
Replay Official: Slavin, Howard

Head Linesman: Hayward, George (54)
Field Judge: Horton, Buddy (82)

Lineups

Houston Texans

Offense

WR 10 D.Hopkins
LT 76 D.Brown
LG 71 X.Su'a-Filo
C 60 B.Jones
RG 78 O.Aboushi
RT 72 D.Newton
TE 63 K.Lamm
TE 87 C.Fiedorowicz
WR 85 N.Washington
QB 7 B.Hoyer
RB 28 A.Blue

Defense

RDE 99 J.Watt
NT 75 V.Wilfork
LDE 93 J.Crick
SAM 59 W.Mercilus
MIKE 56 B.Cushing
WILL 55 B.McKinney
JACK 51 J.Simon
LCB 30 K.Johnson
RCB 24 J.Joseph
FS 29 A.Hal
SS 27 Q.Demps

Buffalo Bills

Offense

WR 14 S.Watkins
TE 89 C.Gragg
LT 77 C.Glenn
LG 64 R.Incognito
C 70 E.Wood
RG 60 K.Urbik
RT 79 J.Mills
TE 85 C.Clay
WR 10 R.Woods
QB 5 T.Taylor
RB 25 L.McCoy

Defense

LDE 94 M.Williams
DT 90 T.Barnes
DT 99 M.Dareus
DT 96 S.Charles
RDE 55 J.Hughes
SLB 91 M.Lawson
MLB 52 P.Brown
LCB 28 R.Darby
DS 20 C.Graham
DS 30 B.Rambo
RCB 24 S.Gilmore

Substitutions

K 8 N.Novak, P 9 S.Lechler, WR 11 J.Strong, WR 12 K.Mumphery, WR 18 C.Shorts III, RB 22 C.Polk, CB 25 K.Jackson, CB 31 C.James, RB 33 A.Hunt, CB 34 A.Bouye, SS 35 E.Pleasant, S 40 K.Drummond, RB 41 J.Grimes, FB 45 J.Prosch, LS 46 J.Weeks, ILB 50 A.Dent, ILB 52 B.Peters, ILB 53 M.Bullough, T 74 C.Clark, TE 84 R.Griffin, OLB 90 J.Clowney, DT 92 B.Dunn, NT 95 C.Covington

Substitutions

K 2 D.Carpenter, P 4 J.Gay, P 6 C.Schmidt, WR 11 M.Thigpen, WR 15 C.Hogan, CB 21 L.McKelvin, RB 26 A.Dixon, S 27 D.Williams, CB 33 R.Brooks, RB 35 M.Gillislee, S 36 J.Meeks, CB 37 N.Robey, FB 42 J.Felton, LB 50 T.Steward, LB 51 K.Reddick, LB 58 R.Johnson, LS 65 G.Sanborn, T 71 C.Kouandjio, T 72 R.Groy, DE 75 I.Enemkpali, WR 81 M.Easley, TE 82 M.Mulligan, DT 97 C.Bryant

Did Not Play

QB 6 T.Yates

Did Not Play

QB 3 E.Manuel

Not Active

QB 5 B.Weeden, CB 21 D.Morris, FS 26 R.Moore, ILB 57 J.Tuggle, G 79 B.Brooks, TE 88 G.Graham, DE 97 J.Pagan

Not Active

QB 8 J.Johnson, RB 29 K.Williams, CB 39 M.Butler, LB 53 N.Bradham, T 66 S.Henderson, G 76 J.Miller, DE 93 L.Edwards

Field Goals (made () & missed)

D.Carpenter

50LU (36)

		1	2	3	4	OT	Total
VISITOR:	Houston Texans	6	7	0	8	0	21
HOME:	Buffalo Bills	7	14	0	9	0	30

Scoring Plays

Team	Qtr	Time	Play Description (Extra Point) (Drive Info)	Visitor	Home
Bills	1	9:37	S.Watkins 3 yd. pass from T.Taylor (D.Carpenter kick) (7-53, 3:36)	0	7
Texans	1	3:58	R.Griffin 8 yd. pass from B.Hoyer (kick failed, wr) (11-80, 5:39)	6	7
Bills	2	14:53	T.Taylor 8 yd. run (D.Carpenter kick) (9-71, 4:05)	6	14
Texans	2	3:57	C.Polk 11 yd. pass from B.Hoyer (N.Novak kick) (10-60, 5:08)	13	14
Bills	2	0:30	R.Woods 2 yd. pass from T.Taylor (D.Carpenter kick) (7-71, 3:27)	13	21
Texans	4	9:12	D.Hopkins 19 yd. pass from B.Hoyer (J.Grimes run) (6-83, 2:46)	21	21
Bills	4	1:53	C.Clay 40 yd. pass from T.Taylor (kick failed, hlu) (4-65, 0:40)	21	27
Bills	4	0:33	D.Carpenter 36 yd. Field Goal (4-2, 1:00)	21	30

Paid Attendance: 68,544

Time: 3:12

Final Individual Statistics

[illegible]

Houston Texans vs Buffalo Bills
12/6/2015 at Ralph Wilson Stadium

Final Team Statistics

	Visitor Texans	Home Bills
TOTAL FIRST DOWNS	21	15
By Rushing	6	8
By Passing	14	7
By Penalty	1	0
THIRD DOWN EFFICIENCY	7-15-47%	8-16-50%
FOURTH DOWN EFFICIENCY	0-1-0%	0-0-0%
TOTAL NET YARDS	401	390
Total Offensive Plays (inc. times thrown passing)	71	58
Average gain per offensive play	5.6	6.7
NET YARDS RUSHING	126	187
Total Rushing Plays	26	36
Average gain per rushing play	4.8	5.2
Tackles for a loss-number and yards	0-0	2-3
NET YARDS PASSING	275	203
Times thrown - yards lost attempting to pass	2-18	1-8
Gross yards passing	293	211
PASS ATTEMPTS-COMPLETIONS-HAD INTERCEPTED	43-26-1	21-11-0
Avg gain per pass play (inc.# thrown passing)	6.1	9.2
KICKOFFS Number-In End Zone-Touchbacks	4-2-0	6-5-5
PUNTS Number and Average	7-40.7	6-45.3
Had Blocked	0	0
FGs - PATs Had Blocked	0-0	0-0
Net Punting Average	38.4	45.3
TOTAL RETURN YARDAGE (Not Including Kickoffs)	0	16
No. and Yards Punt Returns	0-0	2-16
No. and Yards Kickoff Returns	1-21	4-84
No. and Yards Interception Returns	0-0	1-0
PENALTIES Number and Yards	10-89	5-42
FUMBLES Number and Lost	0-0	0-0
TOUCHDOWNS	3	4
Rushing	0	1
Passing	3	3
EXTRA POINTS Made-Attempts	2-3	3-4
Kicking Made-Attempts	1-2	3-4
Rushing Made-Attempts	1-1	0-0
FIELD GOALS Made-Attempts	0-0	1-2
RED ZONE EFFICIENCY	3-3-100%	3-4-75%
GOAL TO GO EFFICIENCY	0-0-0%	3-3-100%
SAFETIES	0	0
FINAL SCORE	21	30
TIME OF POSSESSION	31:53	28:07

Houston Texans vs Buffalo Bills
12/6/2015 at Ralph Wilson Stadium

Ball Possession And Drive Chart

Houston Texans

#	Time Recd	Time Lost	Time Poss	How Ball Obtained	Drive Began	# Play	Yds Gain	Yds Pen	Net Yds	1st Down	Last Scrm	How Given Up
1	15:00	13:13	1:47	Kickoff	HST 23	3	11	-10	1	0	HST 24	Punt
2	9:37	3:58	5:39	Kickoff	HST 20	11	75	5	80	5	* BUF 8	Touchdown
3	14:53	10:54	3:59	Kickoff	HST 20	7	37	-10	27	2	HST 47	Punt
4	9:05	3:57	5:08	Punt	HST 40	10	70	-10	60	5	* BUF 11	Touchdown
5	0:30	0:00	0:30	Kickoff	HST 20	1	-1	0	-1	0	HST 20	End of Half
6	13:20	10:56	2:24	Punt	HST 32	5	19	0	19	1	BUF 49	Punt
7	7:46	4:03	3:43	Punt	HST 43	6	27	-14	13	1	BUF 44	Punt
8	0:31	13:20	2:11	Missed FG	HST 40	6	15	0	15	1	BUF 45	Punt
9	11:58	9:12	2:46	Punt	HST 17	6	83	0	83	3	* BUF 19	Touchdown
10	6:43	4:55	1:48	Punt	HST 20	3	9	-10	-1	0	HST 19	Punt
11	3:38	2:33	1:05	Punt	HST 6	3	4	0	4	0	HST 10	Punt
12	1:53	1:33	0:20	Kickoff	HST 20	4	0	0	0	0	HST 20	Downs
13	0:33	0:00	0:33	Kickoff	HST 20	6	52	0	52	3	BUF 28	Interception

(321) Average HST 25

Buffalo Bills

#	Time Recd	Time Lost	Time Poss	How Ball Obtained	Drive Began	# Play	Yds Gain	Yds Pen	Net Yds	1st Down	Last Scrm	How Given Up
1	13:13	9:37	3:36	Punt	BUF 47	7	53	0	53	3	* HST 3	Touchdown
2	3:58	14:53	4:05	Kickoff	BUF 29	9	71	0	71	4	* HST 8	Touchdown
3	10:54	9:05	1:49	Punt	BUF 19	3	9	-9	0	0	BUF 19	Punt
4	3:57	0:30	3:27	Kickoff	BUF 29	7	71	0	71	3	* HST 2	Touchdown
5	15:00	13:20	1:40	Kickoff	BUF 16	3	8	0	8	0	BUF 24	Punt
6	10:56	7:46	3:10	Punt	BUF 5	6	16	-8	8	1	BUF 13	Punt
7	4:03	0:31	3:32	Punt	BUF 9	7	59	0	59	1	HST 32	Missed FG
8	13:20	11:58	1:22	Punt	BUF 19	3	0	0	0	0	BUF 19	Punt
9	9:12	6:43	2:29	Kickoff	BUF 24	4	22	0	22	1	BUF 46	Punt
10	4:55	3:38	1:17	Punt	BUF 45	3	4	0	4	0	BUF 49	Punt
11	2:33	1:53	0:40	Punt	BUF 35	4	75	-10	65	2	HST 40	Touchdown
12	1:33	0:33	1:00	Downs	HST 20	4	2	0	2	0	* HST 18	Field Goal

(357) Average BUF 30

* inside opponent's 20

Time of Possession by Quarter

Visitor	Home	1st	2nd	3rd	4th	OT	Total
Houston Texans	Buffalo Bills	7:26	9:37	6:38	8:12		31:53
		7:34	5:23	8:22	6:48		28:07

Kickoff Drive No.-Start Average

Texans: 6 - HST 20

Bills: 4 - BUF 24

Final Defensive Statistics

TKL = Tackle AST = Assist COMB = Combined QH=QB Hit IN = Interception PD = Pass Defense FF = Forced Fumble FR = Fumble Recovery

Buffalo Bills	Regular Defensive Plays												Special Teams					Misc			
	TKL	AST	COMB	SK	/ YDS	TFL	QH	IN	PD	FF	FR	TKL	AST	FF	FR	BL	TKL	AST	FF	FR	
P.Brown	5	4	9	0	0	0	0	0	0	0	0	0	0	0	0	0	0	0	0	0	
M.Lawson	7	1	8	0	0	0	0	0	0	0	0	0	0	0	0	0	0	0	0	0	
R.Darby	6	1	7	0	0	0	0	0	0	0	0	0	0	0	0	0	0	0	0	0	
C.Bryant	5	1	6	0	0	0	1	0	0	0	0	0	0	0	0	0	0	0	0	0	
B.Rambo	4	2	6	1	8	1	1	0	3	0	0	0	0	0	0	0	0	0	0	0	
J.Hughes	4	2	6	1	10	1	1	0	0	0	0	0	0	0	0	0	0	0	0	0	
N.Robey	5	0	5	0	0	0	0	0	3	0	0	0	0	0	0	0	0	0	0	0	
M.Dareus	3	1	4	0	0	0	0	0	0	0	0	0	0	0	0	0	0	0	0	0	
C.Graham	2	1	3	0	0	0	1	0	1	0	0	0	0	0	0	0	0	0	0	0	
S.Gilmore	2	0	2	0	0	0	0	0	0	0	0	0	0	0	0	0	0	0	0	0	
T.Steward	1	1	2	0	0	0	0	0	0	0	0	0	0	0	0	0	0	0	0	0	
K.Reddick	1	1	2	0	0	0	0	0	0	0	0	0	0	0	0	0	0	0	0	0	
L.McKelvin	1	0	1	0	0	0	0	0	0	0	0	0	0	0	0	0	0	0	0	0	
S.Charles	0	0	0	0	0	0	1	0	0	0	0	0	0	0	0	0	0	0	0	0	
M.Williams	0	0	0	0	0	0	1	0	0	0	0	0	0	0	0	0	0	0	0	0	
M.Easley	0	0	0	0	0	0	0	1	1	0	0	0	0	0	0	0	0	0	0	0	
A.Dixon	0	0	0	0	0	0	0	0	0	0	0	0	1	0	0	0	0	0	0	0	
Total	46	15	61	2	18	2	6	1	8	0	0	0	1	0	0	0	0	0	0	0	

Houston Texans vs Buffalo Bills
12/6/2015 at Ralph Wilson Stadium

First Half Summary

PERIOD SCORES			TIME OF POSSESSION		
Texans	6	7 = 13	Texans	17:03	
Bills	7	14 = 21	Bills	12:57	

Scoring Plays					
Team	Qtr	Time	Play Description (Extra Point) (Drive Info)	Visitor	Home
Bills	1	9:37	S.Watkins 3 yd. pass from T.Taylor (D.Carpenter kick) (7-53, 3:36)	0	7
Texans	1	3:58	R.Griffin 8 yd. pass from B.Hoyer (kick failed, wr) (11-80, 5:39)	6	7
Bills	2	14:53	T.Taylor 8 yd. run (D.Carpenter kick) (9-71, 4:05)	6	14
Texans	2	3:57	C.Polk 11 yd. pass from B.Hoyer (N.Novak kick) (10-60, 5:08)	13	14
Bills	2	0:30	R.Woods 2 yd. pass from T.Taylor (D.Carpenter kick) (7-71, 3:27)	13	21

	Houston Texans	Buffalo Bills
TOTAL FIRST DOWNS	12	10
First Downs Rushing-Passing-by Penalty	5 - 6 - 1	6 - 4 - 0
THIRD DOWN EFFICIENCY	3-5-60%	6-7-86%
TOTAL NET YARDS	192	204
Total Offensive Plays	32	26
NET YARDS RUSHING	81	134
NET YARDS PASSING	111	70
Gross Yards Passing	121	70
Times thrown-yards lost attempting to pass	1-10	0-0
Pass Attempts-Completions-Had Intercepted	16 - 13 - 0	7 - 4 - 0
Punts-Number and Average	2 - 36.5	1 - 41
Penalties-Number and Yards	6 - 55	2 - 14
Fumbles-Number and Lost	0 - 0	0 - 0
Red Zone Efficiency	2-2-100%	3-3-100%
Average Drive Start	HST 25	BUF 31

Houston Texans										Buffalo Bills															
RUSHING					ATT	YDS	AVG	LG	TD	RUSHING					ATT	YDS	AVG	LG	TD						
C.Polk					5	34	6.8	20	0	L.McCoy					11	72	6.5	32	0						
J.Grimes					3	21	7.0	17	0	M.Gillislee					3	31	10.3	30	0						
B.Hoyer					3	15	5.0	14	0	T.Taylor					4	25	6.3	9	1						
A.Blue					3	10	3.3	4	0	A.Dixon					1	6	6.0	6	0						
C.Shorts III					1	1	1.0	1	0																
Total					15	81	5.4	20	0	Total					19	134	7.1	32	1						
PASSING					ATT	CMP	YDS	SK/YD	TD	LG	IN	RT	PASSING					ATT	CMP	YDS	SK/YD	TD	LG	IN	RT
B.Hoyer					16	13	121	1/10	2	17	0	137.8	T.Taylor					7	4	70	0/0	2	53	0	131.0
Total					16	13	121	1/10	2	17	0	137.8	Total					7	4	70	0/0	2	53	0	131.0
PASS RECEIVING					TAR	REC	YDS	AVG	LG	TD	PASS RECEIVING					TAR	REC	YDS	AVG	LG	TD				
N.Washington					4	4	32	8.0	13	0	S.Watkins					3	2	56	28.0	53	1				
C.Shorts III					2	2	31	15.5	17	0	C.Clay					2	1	12	12.0	12	0				
R.Griffin					2	2	15	7.5	8	1	R.Woods					1	1	2	2.0	2	1				
J.Grimes					1	1	11	11.0	11	0	L.McCoy					1	0	0	0.0	0	0				
C.Polk					1	1	11	11.0	11	1															
C.Fiedorowicz					1	1	8	8.0	8	0															
K.Lamm					1	1	7	7.0	7	0															
D.Hopkins					3	1	6	6.0	6	0															
J.Strong					1	0	0	0.0	0	0															
Total					16	13	121	9.3	17	2	Total					7	4	70	17.5	53	2				

Houston Texans	Regular Defensive Plays	Special Teams	Misc
----------------	-------------------------	---------------	------

First Half Summary

Buffalo Bills	Regular Defensive Plays												Special Teams					Misc			
	TKL	AST	COMB	SK	/ YDS	TFL	QH	IN	PD	FF	FR	TKL	AST	FF	FR	BL	TKL	AST	FF	FR	
J.Hughes	3	2	5	1	10	1	1	0	0	0	0	0	0	0	0	0	0	0	0	0	
B.Rambo	3	2	5	0	0	0	0	0	0	0	0	0	0	0	0	0	0	0	0	0	
R.Darby	4	0	4	0	0	0	0	0	0	0	0	0	0	0	0	0	0	0	0	0	
P.Brown	2	2	4	0	0	0	0	0	0	0	0	0	0	0	0	0	0	0	0	0	
Total	12	6	18	1	10	1	1	0	0	0	0	0	0	0	0	0	0	0	0	0	

Play By Play

First Quarter

12/6/2015

BUF wins the coin toss and elects to defer. HST elects to Receive, and BUF elects to defend the west goal.

J.Gay kicks 63 yards from BUF 35 to HST 2. K.Mumphery to HST 23 for 21 yards (A.Dixon).

Houston Texans at 15:00, (1st play from scrimmage 14:54)

- 1-10-HST 23 (14:54) B.Hoyer pass incomplete short right to D.Hopkins (R.Darby). Receiver and coverage along sideline at HST 35.
PENALTY on HST-D.Brown, Illegal Use of Hands, 10 yards, enforced at HST 23 - No Play.
- 1-20-HST 13 (14:48) A.Blue right guard to HST 16 for 3 yards (M.Lawson).
- 2-17-HST 16 (14:10) (Shotgun) B.Hoyer pass short middle to C.Fiedorowicz to HST 24 for 8 yards (N.Robey, P.Brown). Caught at HST 23.
- 3-9-HST 24 (13:26) (Shotgun) B.Hoyer pass incomplete short left to D.Hopkins. Thrown wide of receiver, in flat at HST 35. Pressure on QB: J.Hughes.
- 4-9-HST 24 (13:22) S.Lechler punts 34 yards to BUF 42, Center-J.Weeks, downed by HST-C.James.
PENALTY on HST-C.James, Illegal Touch Kick, 5 yards, enforced at BUF 42.

Buffalo Bills at 13:13

- 1-10-BUF 47 (13:13) L.McCoy up the middle to HST 48 for 5 yards (J.Simon).
- 2-5-HST 48 (12:42) (Shotgun) L.McCoy left tackle pushed ob at HST 46 for 2 yards (B.Cushing).
- 3-3-HST 46 (12:07) (Shotgun) L.McCoy left tackle pushed ob at HST 40 for 6 yards (B.McKinney). R1
- 1-10-HST 40 (11:42) (Shotgun) M.Gillislee right tackle pushed ob at HST 10 for 30 yards (K.Jackson). R2
- 1-10-HST 10 (11:04) M.Gillislee at QB (T.Taylor at WR). (Shotgun) M.Gillislee up the middle to HST 12 for -2 yards (J.Watt, W.Mercilus).
- 2-12-HST 12 (10:24) (Shotgun) T.Taylor scrambles right tackle to HST 3 for 9 yards (J.Simon).
- 3-3-HST 3 **(9:41) (Shotgun) T.Taylor pass short left to S.Watkins for 3 yards, TOUCHDOWN. Caught in front corner of end zone.** P3
D.Carpenter extra point is GOOD, Center-G.Sanborn, Holder-C.Schmidt.

HST 0 BUF 7, 7 plays, 53 yards, 3:36 drive, 5:23 elapsed

J.Gay kicks 65 yards from BUF 35 to end zone, Touchback. K.Mumphery kneels 6 yds. into end zone.

Houston Texans at 9:37, (1st play from scrimmage 9:34)

- 1-10-HST 20 (9:34) J.Grimes at QB (B.Hoyer at WR). (Shotgun) J.Grimes up the middle to HST 21 for 1 yard (T.Steward).
- 2-9-HST 21 (9:06) (Shotgun) B.Hoyer pass short middle to R.Griffin to HST 28 for 7 yards (M.Lawson, T.Steward). Caught at HST 25, slanting from right.
- 3-2-HST 28 (8:33) *PENALTY on BUF-M.Dareus, Neutral Zone Infraction, 5 yards, enforced at HST 28 - No Play.* X1
- 1-10-HST 33 (8:14) C.Polk right guard to BUF 47 for 20 yards (R.Darby). R2
- 1-10-BUF 47 (7:46) (No Huddle) C.Polk left guard to BUF 47 for no gain (C.Bryant). HST-B.Jones was injured during the play. B.Jones walks off.
- 2-10-BUF 47 (7:16) (Shotgun) B.Hoyer pass short right to N.Washington to BUF 38 for 9 yards (R.Darby). Caught near sideline at BUF 39.
- 3-1-BUF 38 (6:33) B.Hoyer pass short right to K.Lamm to BUF 31 for 7 yards (B.Rambo). Tackle eligible, caught at BUF 36, slanting to right. P3
- 1-10-BUF 31 (5:56) C.Polk up the middle to BUF 28 for 3 yards (P.Brown, K.Reddick).
- 2-7-BUF 28 (5:15) (Shotgun) B.Hoyer pass incomplete deep right to J.Strong. Overthrown, receiver along sideline at BUF 9.
- 3-7-BUF 28 (5:10) (Shotgun) J.Grimes left guard to BUF 11 for 17 yards (B.Rambo; J.Hughes). R4
- 1-10-BUF 11 (4:34) (No Huddle) J.Grimes right tackle to BUF 8 for 3 yards (J.Hughes, P.Brown).
- 2-7-BUF 8 **(4:00) (Shotgun) B.Hoyer pass short right to R.Griffin for 8 yards, TOUCHDOWN. Screen pass, caught at BUF 8.** P5
N.Novak extra point is No Good, Wide Right, Center-J.Weeks, Holder-S.Lechler.

HST 6 BUF 7, 11 plays, 80 yards, 1 penalty, 5:39 drive, 11:02 elapsed

N.Novak kicks 59 yards from HST 35 to BUF 6. M.Thigpen pushed ob at BUF 29 for 23 yards (K.Drummond).

Buffalo Bills at 3:58, (1st play from scrimmage 3:51)

- 1-10-BUF 29 (3:51) T.Taylor scrambles left guard to BUF 31 for 2 yards (B.McKinney).
- 2-8-BUF 31 (3:15) L.McCoy left end pushed ob at HST 37 for 32 yards (K.Johnson). Key block: T.Taylor. R4
- 1-10-HST 37 (2:41) (Shotgun) M.Gillislee up the middle to HST 34 for 3 yards (J.Simon, J.Watt).
- 2-7-HST 34 (2:09) L.McCoy at QB (T.Taylor at QB). Flea-flicker after handoff from L.McCoy to M.Thigpen. M.Thigpen pitched back to T.Taylor. (Shotgun) T.Taylor pass incomplete deep left to S.Watkins. Overthrown, receiver in front corner of end zone.
- 3-7-HST 34 (2:02) (Shotgun) T.Taylor pass short right to C.Clay to HST 22 for 12 yards (A.Hal). Screen pass, caught at HST 38. P5
- 1-10-HST 22 (1:17) (Shotgun) L.McCoy left tackle pushed ob at HST 13 for 9 yards (Q.Demps).
- 2-1-HST 13 (:48) (Shotgun) L.McCoy up the middle to HST 13 for no gain (J.Clowney).
- 3-1-HST 13 (:19) L.McCoy at QB (T.Taylor at WR). L.McCoy left tackle to HST 8 for 5 yards (B.McKinney; Q.Demps). R6
- End of quarter - 1.38 pm

END OF QUARTER

	Score	Time Poss	First Downs				Efficiencies	
			R	P	X	T	3 Down	4 Down
Houston Texans	6	7:26	2	2	1	5	2/3	0/0
Buffalo Bills	7	7:34	4	2	0	6	4/4	0/0

Play By Play

Second Quarter

12/6/2015

Buffalo Bills continued.

1-8-HST 8 (15:00) (Shotgun) T.Taylor left end for 8 yards, TOUCHDOWN.

R7

D.Carpenter extra point is GOOD, Center-G.Sanborn, Holder-C.Schmidt.

HST 6 BUF 14, 9 plays, 71 yards, 4:05 drive, 0:07 elapsed

J.Gay kicks 65 yards from BUF 35 to end zone, Touchback. K.Mumphery kneels 2 yds. into end zone.

Houston Texans at 14:53

1-10-HST 20 (14:53) (Shotgun) C.Polk up the middle to HST 26 for 6 yards (C.Bryant).

2-4-HST 26 (14:17) B.Hoyer pass short right to C.Shorts III to HST 43 for 17 yards (N.Robey, B.Rambo).

P6

1-10-HST 43 (14:04) B.Hoyer pass short left to D.Hopkins to HST 49 for 6 yards (R.Darby). Caught in flat at HST 47.

2-4-HST 49 (13:31) (Shotgun) C.Polk left guard to BUF 47 for 4 yards (M.Lawson, P.Brown).

PENALTY on HST-O.Aboushi, Offensive Holding, 10 yards, enforced at HST 49 - No Play.

2-14-HST 39 (13:00) (Shotgun) B.Hoyer pass short right to C.Shorts III to BUF 47 for 14 yards (B.Rambo). Caught in flat at HST 45.

P7

1-10-BUF 47 (12:28) A.Blue left tackle to BUF 43 for 4 yards (J.Hughes).

2-6-BUF 43 (11:50) B.Hoyer sacked at HST 47 for -10 yards (J.Hughes).

3-16-HST 47 (11:06) (Shotgun) B.Hoyer pass incomplete short left to D.Hopkins. Dropped, receiver at BUF 39.

4-16-HST 47 (11:01) S.Lechler punts 39 yards to BUF 14, Center-J.Weeks, fair catch by M.Thigpen.

PENALTY on HST-A.Blue, Ineligible Downfield Kick, 5 yards, enforced at BUF 14.

Buffalo Bills at 10:54

1-10-BUF 19 (10:54) (Shotgun) T.Taylor pass short left to L.McCoy to BUF 23 for 4 yards (W.Mercilus). Screen pass, caught at BUF 14.

PENALTY on BUF-C.Glenn, Offensive Holding, 9 yards, enforced at BUF 19 - No Play.

1-19-BUF 10 (10:29) (Shotgun) L.McCoy up the middle to BUF 13 for 3 yards (J.Crick).

2-16-BUF 13 (9:51) (Shotgun) T.Taylor pass incomplete short left to L.McCoy (W.Mercilus) [B.Cushing]. Receiver and breakup near sideline at BUF 27.

3-16-BUF 13 (9:45) (Shotgun) A.Dixon right guard to BUF 19 for 6 yards (E.Pleasant, K.Jackson).

4-10-BUF 19 (9:13) C.Schmidt punts 41 yards to HST 40, Center-G.Sanborn, fair catch by K.Mumphery.

Houston Texans at 9:05

1-10-HST 40 (9:05) C.Shorts III at QB (B.Hoyer at WR). (Shotgun) C.Shorts III left tackle to HST 41 for 1 yard (M.Lawson).

2-9-HST 41 (8:26) (Shotgun) B.Hoyer pass short right to N.Washington to BUF 46 for 13 yards (K.Reddick). Caught at HST 45, crossing from middle.

P8

1-10-BUF 46 (7:47) (Shotgun) B.Hoyer pass short right to N.Washington pushed ob at BUF 41 for 5 yards (S.Gilmore). Caught near sideline at BUF 43.

2-5-BUF 41 (7:34) (No Huddle) C.Polk left tackle to BUF 36 for 5 yards (C.Bryant, M.Dareus).

R9

Timeout #1 by HST at 06:52.

1-10-BUF 36 (6:52) B.Hoyer scrambles left tackle pushed ob at BUF 22 for 14 yards (C.Graham).

R10

1-10-BUF 22 (6:29) A.Blue up the middle to BUF 19 for 3 yards (M.Dareus, J.Hughes).

2-7-BUF 19 (5:53) (Shotgun) B.Hoyer pass short right to J.Grimes pushed ob at BUF 2 for 17 yards (B.Rambo). Swing pass, caught at BUF 16. Reception credited to BUF 8 (spot of foul).

PENALTY on HST-R.Griffin, Illegal Block Above the Waist, 10 yards, enforced at BUF 8.

2-6-BUF 18 (5:24) (Shotgun) B.Hoyer pass short left to N.Washington to BUF 13 for 5 yards (R.Darby). Out-pattern, caught at BUF 14.

3-1-BUF 13 (4:44) B.Hoyer up the middle to BUF 11 for 2 yards (P.Brown).

R11

1-10-BUF 11 (4:06) B.Hoyer pass short left to C.Polk for 11 yards, TOUCHDOWN. Caught near sideline at BUF 5.

P12

PENALTY on HST-D.Hopkins, Unsportsmanlike Conduct, 15 yards, enforced between downs.

N.Novak extra point is GOOD, Center-J.Weeks, Holder-S.Lechler.

HST 13 BUF 14, 10 plays, 60 yards, 5:08 drive, 11:03 elapsed

N.Novak kicks 70 yards from HST 20 to BUF 10. M.Thigpen to BUF 29 for 19 yards (B.Peters).

Buffalo Bills at 3:57, (1st play from scrimmage 3:51)

1-10-BUF 29 (3:51) T.Taylor pass deep middle to S.Watkins to HST 18 for 53 yards (K.Johnson). Caught in coverage at HST 23.

P8

Timeout #1 by BUF at 03:09.

1-10-HST 18 (3:09) L.McCoy left tackle to HST 12 for 6 yards (B.Cushing, K.Johnson).

2-4-HST 12 (2:31) (Shotgun) T.Taylor pass incomplete short left to C.Clay. Overthrown, receiver along sideline, 4 yds. into end zone.

3-4-HST 12 (2:27) (Shotgun) T.Taylor left guard to HST 6 for 6 yards (K.Jackson). QB draw.

R9

Two-Minute Warning

1-6-HST 6 (2:00) L.McCoy right end to HST 5 for 1 yard (Q.Demps).

2-5-HST 5 (1:19) L.McCoy at QB (T.Taylor at WR). (Shotgun) L.McCoy up the middle to HST 2 for 3 yards (V.Wilfork).

Houston Texans vs Buffalo Bills at Ralph Wilson Stadium

Timeout #2 by BUF at 00:34.

3-2-HST 2

(:34) (Shotgun) T.Taylor pass short right to R.Woods for 2 yards, TOUCHDOWN. Caught in front corner of end zone.

P10

D.Carpenter extra point is GOOD, Center-G.Sanborn, Holder-C.Schmidt.

HST 13 BUF 21, 7 plays, 71 yards, 3:27 drive, 14:30 elapsed

J.Gay kicks 65 yards from BUF 35 to end zone, Touchback. Kick through end zone.

Houston Texans at 0:30

1-10-HST 20 (:30) B.Hoyer kneels to HST 19 for -1 yards.

End of half - 2.24 pm

END OF QUARTER

	Score	Time	First Downs				Efficiencies	
		Poss	R	P	X	T	3 Down	4 Down
Houston Texans	13	9:37	3	4	0	7	1/2	0/0
Buffalo Bills	21	5:23	2	2	0	4	2/3	0/0

Third Quarter

12/6/2015

Play By Play

BUF elects to Receive, and HST elects to defend the West goal.

N.Novak kicks 66 yards from HST 35 to BUF -1. M.Thigpen to BUF 16 for 17 yards (K.Drummond).

Buffalo Bills at 15:00, (1st play from scrimmage 14:54)

- 1-10-BUF 16 (14:54) L.McCoy right guard to BUF 21 for 5 yards (B.Cushing).
- 2-5-BUF 21 (14:19) (Shotgun) L.McCoy up the middle to BUF 24 for 3 yards (V.Wilfork, J.Crick).
- 3-2-BUF 24 (13:41) (Shotgun) T.Taylor pass incomplete deep right to C.Hogan. Overthrown, receiver along sideline at HST 45. Pressure on QB: B.Cushing.
- 4-2-BUF 24 (13:33) C.Schmidt punts 44 yards to HST 32, Center-G.Sanborn, downed by BUF-M.Easley.

Houston Texans at 13:20

- 1-10-HST 32 (13:20) (Shotgun) B.Hoyer pass short left to N.Washington ran ob at HST 38 for 6 yards. Caught along sideline at HST 38.
- 2-4-HST 38 (12:53) A.Hunt left tackle to HST 45 for 7 yards (P.Brown). R13
- 1-10-HST 45 (12:14) (Shotgun) B.Hoyer pass short left to A.Hunt to HST 45 for no gain (S.Gilmore). BUF-S.Gilmore was injured during the play. His return is Questionable. Dump pass, caught at HST 45. S.Gilmore walks off.
- 2-10-HST 45 (11:42) (Shotgun) B.Hoyer pass short middle to N.Washington to BUF 49 for 6 yards (N.Robey). Caught at 50.
- 3-4-BUF 49 (11:08) (Shotgun) B.Hoyer pass incomplete deep left to N.Washington. Overthrown, receiver at BUF 32, crossing to middle.
- 4-4-BUF 49 (11:05) S.Lechler punts 44 yards to BUF 5, Center-J.Weeks, downed by HST-C.James.

Buffalo Bills at 10:56

- 1-10-BUF 5 (10:56) (Shotgun) T.Taylor pass short right to C.Clay to BUF 11 for 6 yards (A.Hal). Caught near sideline at BUF 10.
- 2-4-BUF 11 (10:24) L.McCoy left tackle to BUF 14 for 3 yards (W.Mercilus).
- 3-1-BUF 14 (9:44) T.Taylor right tackle to BUF 16 for 2 yards (K.Jackson). R11
- 1-10-BUF 16 (9:00) T.Taylor pass deep middle to S.Watkins to BUF 37 for 21 yards (Q.Demps). Caught at BUF 36, crossing from right.
PENALTY on BUF-M.Mulligan, Offensive Holding, 8 yards, enforced at BUF 16 - No Play.
- 1-18-BUF 8 (8:43) (Shotgun) T.Taylor pass incomplete short left to C.Hogan (J.Joseph). Thrown wide of receiver along sideline at BUF 14.
- 2-18-BUF 8 (8:37) (Shotgun) T.Taylor pass incomplete short left to R.Woods. Caught out of bounds at BUF 19.
- 3-18-BUF 8 (8:28) (Shotgun) T.Taylor pass short left to M.Gillislee to BUF 13 for 5 yards (J.Simon). Screen pass, caught at BUF 9.
- 4-13-BUF 13 (7:54) C.Schmidt punts 44 yards to HST 43, Center-G.Sanborn, fair catch by K.Mumphery.

Houston Texans at 7:46

- 1-10-HST 43 (7:46) C.Polk up the middle to HST 48 for 5 yards (P.Brown, R.Darby).
- 2-5-HST 48 (7:04) B.Hoyer pass incomplete deep right to N.Washington (B.Rambo) [S.Charles]. Receiver and breakup at BUF 3.
- 3-5-HST 48 (6:55) (Shotgun) B.Hoyer pass short left to C.Shorts III to BUF 37 for 15 yards (C.Graham). P14
- 1-10-BUF 37 (6:26) (No Huddle) J.Grimes left tackle to BUF 37 for no gain (M.Dareus; J.Hughes).
PENALTY on HST-R.Griffin, Chop Block, 14 yards, enforced at BUF 37 - No Play.
- 1-24-HST 49 (5:56) (Shotgun) B.Hoyer sacked at HST 41 for -8 yards (B.Rambo).
- 2-32-HST 41 (5:17) J.Grimes up the middle to HST 45 for 4 yards (M.Dareus, P.Brown).
- 3-28-HST 45 (4:43) (Shotgun) B.Hoyer pass short right to C.Shorts III to BUF 44 for 11 yards (J.Hughes, C.Graham). Screen pass, caught at HST 43.
- 4-17-BUF 44 (4:08) S.Lechler punts 35 yards to BUF 9, Center-J.Weeks, downed by HST-C.James.

Buffalo Bills at 4:03

- 1-10-BUF 9 (4:03) M.Gillislee up the middle to BUF 10 for 1 yard (V.Wilfork, J.Watt).
- 2-9-BUF 10 (3:27) (Shotgun) T.Taylor left end to BUF 9 for -1 yards (J.Clowney).
- 3-10-BUF 9 (2:47) (Shotgun) T.Taylor pass deep right to S.Watkins to HST 38 for 53 yards (J.Joseph) [J.Simon]. Caught in coverage near sideline at HST 43. P12
- 1-10-HST 38 (2:03) M.Gillislee right guard to HST 34 for 4 yards (V.Wilfork, B.Dunn).
- 2-6-HST 34 (1:23) M.Gillislee left guard to HST 32 for 2 yards (B.Dunn, B.McKinney).
- 3-4-HST 32 (:43) (Shotgun) T.Taylor pass incomplete deep right to R.Woods. Receiver fell 5 yds. into end zone.
- 4-4-HST 32 (:36) D.Carpenter 50 yard field goal is No Good, Hit Left Upright, Center-G.Sanborn, Holder-C.Schmidt.

Houston Texans at 0:31

- 1-10-HST 40 (:31) C.Polk up the middle to HST 40 for no gain (C.Bryant).
- End of quarter - 3.11 pm

END OF QUARTER

	Score	Time Poss	First Downs				Efficiencies	
			R	P	X	T	3 Down	4 Down
Houston Texans	13	6:38	1	1	0	2	1/3	0/0
Buffalo Bills	21	8:22	1	1	0	2	2/5	0/0

Fourth Quarter

12/6/2015

Play By Play

Houston Texans continued.

2-10-HST 40	(15:00) (Shotgun) B.Hoyer pass incomplete short right to C.Shortts III (N.Robey). Receiver and coverage at HST 43, crossing from middle.	
3-10-HST 40	(14:55) (Shotgun) B.Hoyer pass short left to D.Hopkins to BUF 49 for 11 yards (N.Robey). Caught at BUF 49.	P15
<u>1-10-BUF 49</u>	(14:20) B.Hoyer pass incomplete short left to D.Hopkins [C.Bryant]. Thrown out of bounds at BUF 40.	
2-10-BUF 49	(14:13) (Shotgun) A.Blue left guard to BUF 45 for 4 yards (C.Bryant).	
3-6-BUF 45	(13:32) B.Hoyer pass incomplete short right to N.Washington (N.Robey). Receiver and coverage at BUF 36.	
4-6-BUF 45	(13:28) S.Lechler punts 31 yards to BUF 14, Center-J.Weeks, fair catch by M.Thigpen. <i>PENALTY on HST-J.Prosch, Ineligible Downfield Kick, 5 yards, enforced at BUF 14.</i>	

Buffalo Bills at 13:20

1-10-BUF 19	(13:20) (Shotgun) T.Taylor sacked at BUF 11 for -8 yards (J.Clowney).	
2-18-BUF 11	(12:47) T.Taylor pass short left to C.Clay pushed ob at BUF 19 for 8 yards (J.Joseph). Screen pass, caught at BUF 7.	
3-10-BUF 19	(12:19) (Shotgun) T.Taylor pass incomplete deep middle to C.Clay. Dropped, receiver at BUF 40, slanting from right. Pressure on QB: W.Mercilus.	
4-10-BUF 19	(12:13) C.Schmidt punts 64 yards to HST 17, Center-G.Sanborn, downed by BUF-R.Brooks.	

Houston Texans at 11:58

1-10-HST 17	(11:58) (Shotgun) B.Hoyer pass short right to D.Hopkins to HST 40 for 23 yards (R.Darby) [M.Williams]. Caught near sideline at HST 28.	P16
<u>1-10-HST 40</u>	(11:27) (No Huddle) C.Polk left tackle to HST 40 for no gain (M.Lawson).	
2-10-HST 40	(10:57) (Shotgun) C.Polk up the middle to HST 49 for 9 yards (M.Lawson; P.Brown).	
3-1-HST 49	(10:33) B.Hoyer pass deep right to D.Hopkins to BUF 22 for 29 yards (R.Darby). Caught along sideline at BUF 22.	P17
<u>1-10-BUF 22</u>	(10:02) (No Huddle) C.Polk left guard to BUF 19 for 3 yards (M.Lawson).	
2-7-BUF 19	(9:19) (Shotgun) B.Hoyer pass deep right to D.Hopkins for 19 yards, TOUCHDOWN. Caught 6 yds. into end zone, near sideline. (Pass formation) TWO-POINT CONVERSION ATTEMPT. J.Grimes rushes left guard. ATTEMPT SUCCEEDS.	P18

HST 21 BUF 21, 6 plays, 83 yards, 2:46 drive, 5:48 elapsed

N.Novak kicks 66 yards from HST 35 to BUF -1. M.Thigpen to BUF 24 for 25 yards (C.James).

Buffalo Bills at 9:12, (1st play from scrimmage 9:06)

1-10-BUF 24	(9:06) (Shotgun) T.Taylor pass short right to R.Woods to BUF 41 for 17 yards (K.Jackson). Caught in flat at BUF 37.	P13
<u>1-10-BUF 41</u>	(8:21) L.McCoy left tackle to BUF 41 for no gain (W.Mercilus).	
2-10-BUF 41	(7:50) (Shotgun) L.McCoy left guard to BUF 46 for 5 yards (K.Jackson).	
3-5-BUF 46	(7:16) (Shotgun) T.Taylor sacked at BUF 40 for -6 yards (J.Watt). <i>Penalty on BUF-J.Mills, Offensive Holding, offsetting, enforced at BUF 46 - No Play.</i> <i>Penalty on HST, Defensive Holding, offsetting.</i>	
3-5-BUF 46	(6:56) (Shotgun) T.Taylor pass incomplete short right to R.Woods (K.Johnson). Receiver and coverage along sideline at HST 45.	
4-5-BUF 46	(6:51) C.Schmidt punts 34 yards to HST 20, Center-G.Sanborn, fair catch by K.Mumphery.	

Houston Texans at 6:43

1-10-HST 20	(6:43) A.Hunt right end pushed ob at HST 27 for 7 yards (M.Lawson). <i>PENALTY on HST-C.Fiedorowicz, Offensive Holding, 10 yards, enforced at HST 20 - No Play.</i>	
1-20-HST 10	(6:25) C.Polk left guard to HST 16 for 6 yards (P.Brown, C.Bryant).	
2-14-HST 16	(5:46) B.Hoyer pass incomplete deep middle to N.Washington (B.Rambo). Receiver and coverage at BUF 30. <i>Penalty on HST-K.Lamm, Illegal Formation, declined.</i>	
3-14-HST 16	(5:39) (Shotgun) J.Grimes up the middle to HST 19 for 3 yards (M.Lawson).	
4-11-HST 19	(5:08) S.Lechler punts 57 yards to BUF 24, Center-J.Weeks. M.Thigpen to BUF 40 for 16 yards (M.Bullough). <i>PENALTY on HST-A.Blue, Ineligible Downfield Kick, 5 yards, enforced at BUF 40.</i>	

Buffalo Bills at 4:55

1-10-BUF 45	(4:55) (Shotgun) L.McCoy up the middle to BUF 46 for 1 yard (J.Watt).	
2-9-BUF 46	(4:26) (Shotgun) L.McCoy right end to BUF 49 for 3 yards (W.Mercilus, A.Hal).	
3-6-BUF 49	(3:50) (Shotgun) T.Taylor pass incomplete short right to C.Clay (A.Hal). Receiver at HST 45, nearly intercepted at HST 48.	
4-6-BUF 49	(3:46) C.Schmidt punts 45 yards to HST 6, Center-G.Sanborn, out of bounds.	

Houston Texans at 3:38

1-10-HST 6	(3:38) (Shotgun) B.Hoyer pass incomplete short left to R.Griffin (C.Graham). Receiver and coverage at HST 10, crossing from middle.	
2-10-HST 6	(3:32) (Shotgun) C.Polk right guard to HST 10 for 4 yards (M.Dareus).	
3-6-HST 10	(2:53) (Shotgun) B.Hoyer pass incomplete short left to C.Shortts III (B.Rambo). HST-C.Shortts III was injured during the play. Receiver and breakup at HST 23, crossing from middle. C.Shortts III walks off.	

Houston Texans vs Buffalo Bills at Ralph Wilson Stadium

4-6-HST 10	(2:46) S.Lechler punts 45 yards to BUF 45, Center-J.Weeks. M.Thigpen pushed ob at HST 13 for 42 yards (K.Drummond). Return credited to BUF 45 (spot of foul). <i>PENALTY on BUF-R.Brooks, Offensive Holding, 10 yards, enforced at BUF 45.</i>	
Buffalo Bills at 2:33		
1-10-BUF 35	(2:33) (Shotgun) T.Taylor scrambles right end pushed ob at BUF 36 for 1 yard (J.Crick). <i>PENALTY on BUF-K.Urbik, Offensive Holding, 10 yards, enforced at BUF 35 - No Play.</i>	
1-20-BUF 25	(2:23) (Shotgun) T.Taylor pass short left to C.Hogan pushed ob at BUF 37 for 12 yards (J.Joseph). Caught near sideline at BUF 33.	
2-8-BUF 37	(2:16) (Shotgun) L.McCoy left end ran ob at HST 43 for 20 yards.	R14
<u>1-10-HST 43</u>	(2:06) (Shotgun) M.Gillislee up the middle to HST 40 for 3 yards (J.Crick).	
Two-Minute Warning		
2-7-HST 40	(2:00) (Shotgun) T.Taylor pass deep middle to C.Clay for 40 yards, TOUCHDOWN. Caught at HST 10. D.Carpenter extra point is No Good, Hit Left Upright, Center-G.Sanborn, Holder-C.Schmidt.	P15

HST 21 BUF 27, 4 plays, 65 yards, 0:40 drive, 13:07 elapsed

J.Gay kicks 65 yards from BUF 35 to end zone, Touchback. K.Mumphery kneels 9 yds. into end zone.

Houston Texans at 1:53

1-10-HST 20	(1:53) (Shotgun) B.Hoyer pass incomplete deep right to N.Washington. Thrown wide of receiver at HST 41, crossing to middle.	
2-10-HST 20	(1:44) (Shotgun) B.Hoyer pass incomplete short middle to D.Hopkins. Underthrown, receiver at HST 34.	
3-10-HST 20	(1:42) (Shotgun) B.Hoyer pass incomplete deep right to C.Shorts III. Overthrown, receiver nearing sideline at 50. Timeout #1 by HST at 01:37.	
4-10-HST 20	(1:37) (Shotgun) B.Hoyer pass incomplete short right to C.Shorts III (N.Robey) [C.Graham]. Receiver at HST 30, coverage at HST 33.	

Buffalo Bills at 1:33

1-10-HST 20	(1:33) (Shotgun) L.McCoy left tackle to HST 20 for no gain (J.Simon). Timeout #2 by HST at 01:28.	
2-10-HST 20	(1:28) L.McCoy right guard to HST 20 for no gain (A.Hal, J.Simon). Timeout #3 by HST at 01:22.	
3-10-HST 20	(1:22) T.Taylor right end to HST 18 for 2 yards (A.Hal). Timeout #1 by BUF at 00:37.	
4-8-HST 18	(:37) D.Carpenter 36 yard field goal is GOOD, Center-G.Sanborn, Holder-C.Schmidt.	

HST 21 BUF 30, 4 plays, 2 yards, 1:00 drive, 14:27 elapsed

J.Gay kicks 65 yards from BUF 35 to end zone, Touchback. Kick through end zone.

Houston Texans at 0:33

1-10-HST 20	(:33) (Shotgun) B.Hoyer pass short left to C.Shorts III ran ob at HST 31 for 11 yards. Caught at HST 25, nearing sideline.	P19
<u>1-10-HST 31</u>	(:26) (Shotgun) B.Hoyer pass short left to R.Griffin pushed ob at HST 45 for 14 yards (M.Lawson). BUF-R.Brooks was injured during the play. Caught near sideline at HST 45. BUF charged with time out due to injury inside 2 minute warning. R.Brooks walks off. Timeout #2 by BUF at 00:19.	P20
<u>1-10-HST 45</u>	(:19) (Shotgun) B.Hoyer pass short left to J.Grimes pushed ob at HST 49 for 4 yards (L.McKelvin). Flare pass, caught at HST 47.	
2-6-HST 49	(:13) (Shotgun) B.Hoyer pass incomplete deep left to R.Griffin. Thrown wide of receiver, near sideline at BUF 35.	
3-6-HST 49	(:08) (Shotgun) B.Hoyer pass deep right to C.Shorts III pushed ob at BUF 28 for 23 yards (N.Robey). Caught near sideline at BUF 31.	P21
<u>1-10-BUF 28</u>	(:03) (Shotgun) B.Hoyer pass deep right intended for J.Strong INTERCEPTED by M.Easley at BUF 0. Touchback. Intercepted at goal line, along sideline. End of game - 4.14 pm	

END OF QUARTER

	Score	Time Poss	First Downs				Efficiencies	
			R	P	X	T	3 Down	4 Down
Houston Texans	21	8:12	0	7	0	7	3/7	0/1
Buffalo Bills	30	6:48	1	2	0	3	0/4	0/0

Miscellaneous Statistics Report

Houston Texans vs Buffalo Bills
12/6/2015 at Ralph Wilson Stadium

Ten Longest Plays for Houston Texans

Yards	Qtr	Play Start	Play Description
29	4	3-1-HST 49	(10:33) B.Hoyer pass deep right to D.Hopkins to BUF 22 for 29 yards (R.Darby). Caught along sideline at BUF 22.
23	4	1-10-HST 17	(11:58) (Shotgun) B.Hoyer pass short right to D.Hopkins to HST 40 for 23 yards (R.Darby) [M.Williams]. Caught near sideline at HST 28.
23	4	3-6-HST 49	(:08) (Shotgun) B.Hoyer pass deep right to C.Shorts III pushed ob at BUF 28 for 23 yards (N.Robey). Caught near sideline at BUF 31.
20	1	1-10-HST 33	(8:14) C.Polk right guard to BUF 47 for 20 yards (R.Darby).
19	4	2-7-BUF 19	(9:19) (Shotgun) B.Hoyer pass deep right to D.Hopkins for 19 yards, TOUCHDOWN. Caught 6 yds. into end zone, near sideline.
17	1	3-7-BUF 28	(5:10) (Shotgun) J.Grimes left guard to BUF 11 for 17 yards (B.Rambo; J.Hughes).
17	2	2-4-HST 26	(14:17) B.Hoyer pass short right to C.Shorts III to HST 43 for 17 yards (N.Robey, B.Rambo).
15	3	3-5-HST 48	(6:55) (Shotgun) B.Hoyer pass short left to C.Shorts III to BUF 37 for 15 yards (C.Graham).
14	2	2-14-HST 39	(13:00) (Shotgun) B.Hoyer pass short right to C.Shorts III to BUF 47 for 14 yards (B.Rambo). Caught in flat at HST 45.
14	2	1-10-BUF 36	(6:52) B.Hoyer scrambles left tackle pushed ob at BUF 22 for 14 yards (C.Graham).

Ten Longest Plays for Buffalo Bills

Yards	Qtr	Play Start	Play Description
53	2	1-10-BUF 29	(3:51) T.Taylor pass deep middle to S.Watkins to HST 18 for 53 yards (K.Johnson). Caught in coverage at HST 23.
53	3	3-10-BUF 9	(2:47) (Shotgun) T.Taylor pass deep right to S.Watkins to HST 38 for 53 yards (J.Joseph) [J.Simon]. Caught in coverage near
40	4	2-7-HST 40	(2:00) (Shotgun) T.Taylor pass deep middle to C.Clay for 40 yards, TOUCHDOWN. Caught at HST 10.
32	1	2-8-BUF 31	(3:15) L.McCoy left end pushed ob at HST 37 for 32 yards (K.Johnson). Key block: T.Taylor.
30	1	1-10-HST 40	(11:42) (Shotgun) M.Gillislee right tackle pushed ob at HST 10 for 30 yards (K.Jackson).
20	4	2-8-BUF 37	(2:16) (Shotgun) L.McCoy left end ran ob at HST 43 for 20 yards.
17	4	1-10-BUF 24	(9:06) (Shotgun) T.Taylor pass short right to R.Woods to BUF 41 for 17 yards (K.Jackson). Caught in flat at BUF 37.
12	1	3-7-HST 34	(2:02) (Shotgun) T.Taylor pass short right to C.Clay to HST 22 for 12 yards (A.Hal). Screen pass, caught at HST 38.
12	4	1-20-BUF 25	(2:23) (Shotgun) T.Taylor pass short left to C.Hogan pushed ob at BUF 37 for 12 yards (J.Joseph). Caught near sideline at
9	1	2-12-HST 12	(10:24) (Shotgun) T.Taylor scrambles right tackle to HST 3 for 9 yards (J.Simon).

Touchdown Scoring Information

		Offense	Defense	Special Teams
VISITOR	Houston Texans	3	0	0
HOME	Buffalo Bills	4	0	0

Player Scoring Information

Club	Player	TD	Rush TD	Rec TD	KO TD	Punt TD	Int TD	Fum TD	Misc TD	FG	XP	2Pt Rush	2Pt Rec	Sfty	Points
HST	C.Polk	0	0	1	0	0	0	0	0	0	0	0	0	0	6
HST	R.Griffin	0	0	1	0	0	0	0	0	0	0	0	0	0	6
HST	D.Hopkins	0	0	1	0	0	0	0	0	0	0	0	0	0	6
HST	J.Grimes	0	0	0	0	0	0	0	0	0	0	1	0	0	2
HST	N.Novak	0	0	0	0	0	0	0	0	0	1	0	0	0	1
BUF	T.Taylor	0	1	0	0	0	0	0	0	0	0	0	0	0	6
BUF	R.Woods	0	0	1	0	0	0	0	0	0	0	0	0	0	6
BUF	S.Watkins	0	0	1	0	0	0	0	0	0	0	0	0	0	6
BUF	C.Clay	0	0	1	0	0	0	0	0	0	0	0	0	0	6
BUF	D.Carpenter	0	0	0	0	0	0	0	0	1	3	0	0	0	6

Possession Detail

	First Half		Second Half		Game	
	Visitor	Home	Visitor	Home	Visitor	Home
Largest Lead	0	8	0	9	0	9
Drives Leading	0	3	0	5	0	8
Time of Possession Leading	0:00	9:21	0:00	10:44	0:00	20:05
Largest Deficit	-8	0	-9	0	-9	0
Drives Trailing	4	0	6	0	10	0
Time of Possession Trailing	15:16	0:00	11:57	0:00	27:13	0:00
Times Score Tied Up		0		1		1
Lead Changes		1		1		2

Playtime Percentage

Percent of playtime per player on offense, defense and special teams

Houston Texans							Buffalo Bills								
		Offense		Defense		Special Teams				Offense		Defense		Special Teams	
D Brown	T	76 100%				2	6%	R Incognito	G	62 100%				6	19%
D Newton	T	76 100%				2	6%	K Urbik	C	62 100%				6	19%
O Aboushi	G	76 100%				2	6%	C Glenn	T	62 100%				6	19%
X Su'a-Filo	G	76 100%				2	6%	J Mills	T	62 100%				6	19%
D Hopkins	WR	76 100%						T Taylor	QB	62 100%					
B Hoyer	QB	76 100%						E Wood	C	62 100%					
B Jones	C	75	99%			2	6%	S Watkins	WR	61	98%	3	4%		
N Washington	WR	63	83%					C Clay	TE	58	94%				
R Griffin	TE	48	63%					R Woods	WR	46	74%	3	4%	1	3%
C Shorts	WR	47	62%					L McCoy	RB	46	74%				
C Fiedorowicz	TE	42	55%			8	26%	J Felton	FB	27	44%			4	13%
C Polk	RB	30	39%			6	19%	C Hogan	WR	22	35%			9	29%
J Grimes	RB	27	36%			16	52%	C Gragg	TE	15	24%			15	48%
J Strong	WR	16	21%			6	19%	M Mulligan	TE	14	23%			6	19%
K Lamm	T	10	13%			2	6%	M Gillislee	RB	14	23%			5	16%
A Blue	RB	9	12%			7	23%	A Dixon	RB	2	3%			21	68%
J Prosch	FB	7	9%			23	74%	M Thigpen	WR	2	3%			11	35%
A Hunt	RB	5	7%			1	3%	C Kouandjio	T	2	3%			6	19%
C Clark	T	1	1%			2	6%	R Groy	G	1	2%			6	19%
B Cushing	LB			62	100%	6	19%	C Graham	CB			76	100%	10	32%
Q Demps	FS			62	100%	6	19%	R Darby	CB			76	100%	4	13%
J Watt	DE			60	97%	6	19%	B Rambo	SS			76	100%	2	6%
A Hal	SS			60	97%	6	19%	M Lawson	LB			73	96%	10	32%
J Joseph	CB			56	90%			M Williams	DE			72	95%	4	13%
W Mercilus	LB			55	89%	12	39%	P Brown	LB			70	92%	10	32%
B McKinney	LB			49	79%			J Hughes	DE			69	91%	2	6%
V Wilfork	NT			46	74%	6	19%	M Dareus	DT			66	87%	1	3%
J Clowney	LB			45	73%			N Robey	CB			50	66%	11	35%
J Crick	DE			44	71%	6	19%	C Bryant	DT			46	61%	4	13%
K Johnson	CB			41	66%	6	19%	L McKelvin	CB			44	58%	8	26%
K Jackson	CB			41	66%			S Gilmore	CB			37	49%	2	6%
J Simon	LB			33	53%	13	42%	K Reddick	LB			17	22%	23	74%
E Pleasant	FS			13	21%	16	52%	R Brooks	CB			15	20%	21	68%
B Dunn	DT			10	16%			I Enemkpali	LB			14	18%		
C Covington	NT			3	5%	12	39%	T Barnes	NT			12	16%	3	10%
C James	DB			2	3%	17	55%	S Charles	DT			9	12%	2	6%
M Bullough	LB					23	74%	T Steward	LB			4	5%	1	3%
B Peters	LB					23	74%	M Easley	WR			3	4%	21	68%
A Dent	LB					23	74%	J Meeks	SS			1	1%	21	68%
K Drummond	S					23	74%	R Johnson	LB					22	71%
K Mumphery	WR					16	52%	D Williams	FS					15	48%
A Bouye	CB					16	52%	G Sanborn	LS					12	39%
J Weeks	LS					9	29%	C Schmidt	P					12	39%
S Lechler	P					9	29%	J Gay	K					6	19%

BILLS

NO	NAME	POS
2	Dan Carpenter.....	K
3	EJ Manuel	QB
4	Jordan Gay.....	K
5	Tyrod Taylor.....	QB
6	Colton Schmidt	P
8	Josh Johnson.....	QB
10	Robert Woods	WR
11	Marcus Thigpen	WR
14	Sammy Watkins	WR
15	Chris Hogan	WR
20	Corey Graham.....	S
21	Leodis McKelvin.....	CB
24	Stephon Gilmore	CB
25	LeSean McCoy.....	RB
26	Boobie Dixon.....	RB
27	Duke Williams	S
28	Ronald Darby	CB
29	Karlos Williams.....	RB
30	Bacarri Rambo	S
33	Ron Brooks	CB
36	Jonathan Meeks.....	S
37	Nickell Robey	CB
39	Mario Butler.....	CB
42	Jerome Felton	FB
50	Tony Steward	LB
51	Kevin Reddick	LB
52	Preston Brown.....	LB
53	Nigel Bradham	LB
55	Jerry Hughes.....	DE
58	Randell Johnson	LB
60	Kraig Urbik	G
61	Gabe Ikard.....	C
64	Richie Incognito	G
65	Garrison Sanborn	LS
66	Seantrel Henderson.....	T
70	Eric Wood.....	C
71	Cyrus Kouandjio.....	T
72	Ryan Groy	G
75	IK Enemkpali	DE
76	John Miller.....	G
77	Cordy Glenn.....	T
79	Jordan Mills.....	T
81	Marcus Easley	WR
82	Matthew Mulligan.....	TE
85	Charles Clay	TE
89	Chris Gragg.....	TE
90	T.J. Barnes.	DT
91	Manny Lawson.....	LB
93	Lavar Edwards	DE
94	Mario Williams.....	DE
95	Kyle Williams	DT
96	Stefan Charles.....	DT
97	Corbin Bryant.....	DT
99	Marcell Dareus	DT

PRONUNCIATIONS

Bradham, Nigel..... brad-UM
Charles, Stefan..... STEH-fahn
Dareus, Marcell.... DAR-e-us (like ‘jar’)
Enemkpali, IK in-em-PALL-ee
Gilmore, Stephon.....steph-AHN
Henderson, Seantrel..... SHAWN-trell
Ikard, Gabe..... EYE-curd

(Continued on reverse side)



BUFFALO BILLS vs. HOUSTON TEXANS

Sunday, December 6, 2015 - 1:00 PM

Ralph Wilson Stadium, Orchard Park, New York



BILLS OFFENSE

WR	14	Sammy Watkins	15	Chris Hogan	
LT	77	Cordy Glenn	79	Jordan Mills	
LG	64	Richie Incognito	72	Ryan Groy	
C	70	Eric Wood	61	Gabe Ikard	
RG	76	<u>John Miller</u>	60	Kraig Urbik	
RT	66	Seantrel Henderson	71	Cyrus Kouandjio	
TE	85	Charles Clay	82	Matthew Mulligan	89 Chris Gragg
QB	5	Tyrod Taylor	3	EJ Manuel	8 Josh Johnson
FB	42	Jerome Felton			
RB	25	LeSean McCoy	29	<u>Karlos Williams</u>	26 Boobie Dixon
WR	10	Robert Woods	81	Marcus Easley	11 Marcus Thigpen

BILLS DEFENSE

LDE	94	Mario Williams	93	Lavar Edwards		
DT	97	Corbin Bryant	96	Stefan Charles		
DT	99	Marcell Dareus	90	T.J. Barnes		
RDE	55	Jerry Hughes	75	IK Enemkpali		
SLB	91	Manny Lawson	58	Randell Johnson		
MLB	52	Preston Brown	51	Kevin Reddick		
WLB	53	Nigel Bradham	50	Tony Steward		
LCB	28	Ronald Darby	21	Leodis McKelvin	39	Mario Butler
DS	20	Corey Graham	36	Jonathan Meeks		
DS	27	Duke Williams	30	Bacarri Rambo		
RCB	24	Stephon Gilmore	37	Nickell Robey	33	Ron Brooks

TEXANS DEFENSE

RDE	99	J.J. Watt	97	Jeffrey Pagan	
NT	75	Vince Wilfork	95	<u>Christian Covington</u>	92 Brandon Dunn
LDE	93	Jared Crick	97	Jeffrey Pagan	
SAM	59	Whitney Mercilus			
MIKE	56	Brian Cushing	50	Akeem Dent	53 Max Bullough
WILL	55	<u>Benardrick McKinney</u>	57	Justin Tuggle	52 Brian Peters
JACK	90	Jadeveon Clowney	51	John Simon	
LCB	25	Kareem Jackson	30	<u>Kevin Johnson</u>	21 Darryl Morris
RCB	24	Johnathan Joseph	34	A.J. Bouye	31 Charles James
FS	29	Andre Hal	26	Rahim Moore	
SS	27	Quintin Demps	35	Eddie Pleasant	40 <u>Kurtis Drummond</u>

TEXANS OFFENSE

WR 10 DeAndre Hopkins	18 Cecil Shorts III	
LT 76 Duane Brown	74 Chris Clark	
LG 71 Xavier Su’a-Filo	78 Oday Aboushi	
C 60 Ben Jones		
RG 79 Brandon Brooks	78 Oday Aboushi	
RT 72 Derek Newton	63 <u>Kendall Lamm</u>	
TE 87 C.J. Fiedorowicz	84 Ryan Griffin	88 Garrett Graham
WR 85 Nate Washington	12 <u>Keith Mumphery</u>	11 <u>Jaelen Strong</u>
QB 7 Brian Hoyer	6 T.J. Yates	5 Brandon Weeden
FB 45 Jay Prosch		
RB 28 Alfred Blue	41 Jonathan Grimes	22 Chris Polk
		33 <u>Akeem Hunt</u>

BILLS SPECIALISTS

K	2	Dan Carpenter
KO	4	Jordan Gay
P	6	Colton Schmidt
KOR	11	Marcus Thigpen
PR	11	Marcus Thigpen
LS	65	Garrison Sanborn
H	6	Colton Schmidt

TEXANS SPECIALISTS

PK	8	Nick Novak	
P	9	Shane Lechler	
LS	46	Jon Weeks	
KR	12	<u>Keith Mumphery</u>	27 Quintin Demps
PR	12	<u>Keith Mumphery</u>	18 Cecil Shorts III
H	9	Shane Lechler	

HOUSTON
TEXANS

NO	NAME	POS
5	Brandon Weeden.....	QB
6	T.J. Yates.....	QB
7	Brian Hoyer	QB
8	Nick Novak.....	K
9	Shane Lechler	P
10	DeAndre Hopkins	WR
11	Jaelen Strong	WR
12	Keith Mumphery	WR
18	Cecil Shorts III	WR
21	Darryl Morris.....	CB
22	Chris Polk.....	RB
24	Johnathan Joseph.....	CB
25	Kareem Jackson	CB
26	Rahim Moore.....	FS
27	Quintin Demps	S
28	Alfred Blue.....	RB
29	Andre Hal	S
30	Kevin Johnson.....	CB
31	Charles James	CB
33	Akeem Hunt	RB
34	A.J. Bouye.....	CB
35	Eddie Pleasant	SS
40	Kurtis Drummond	S
41	Jonathan Grimes.....	RB
45	Jay Prosch	FB
46	Jon Weeks.....	LS
50	Akeem Dent.....	ILB
51	John Simon	OLB
52	Brian Peters.....	ILB
53	Max Bullough	ILB
55	Benardrick McKinney	ILB
56	Brian Cushing.....	ILB
57	Justin Tuggle	ILB
59	Whitney Mercilus.....	OLB
60	Ben Jones	C
63	Kendall Lamm	T
71	Xavier Su'a-Filo	G
72	Derek Newton	T
74	Chris Clark.....	T
75	Vince Wilfork	NT
76	Duane Brown.....	T
78	Oday Aboushi.....	G
79	Brandon Brooks	G
84	Ryan Griffin.....	TE
85	Nate Washington.....	WR
87	C.J. Fiedorowicz.....	TE
88	Garrett Graham	TE
90	Jadeveon Clowney.....	OLB
92	Brandon Dunn	DT
93	Jared Crick.....	DE
95	Christian Covington.....	NT
97	Jeffrey Pagan	DE
99	J.J. Watt	DE

PRONUNCIATIONS

Oday Aboushi....OH-day ah-BOO-she
A.J. Bouyeboy-YAY
Jadeveon Clowney.....juh-DEV-ee-on
C.J. Fiedorowicz..... feh-DOR-uh-wits
DeAndre Hopkins

D-Andre
Whitney MercilusMER-sih-lus

(Continued on reverse side)

TODAY’S OFFICIALS

Referee – Tony Corrente (99), Umpire – Dan Ferrell (64), Head Linesman – George Hayward (54), Line Judge – Bart Longson (2), Field Judge – Buddy Horton (82),
Side Judge – James Coleman (95), Back Judge – Greg Wilson (19), Replay Official – Howard Slavin, Replay Assistant – Russell Yurk, Trainer – Billy Schmitz

BILLS

NO	NAME	POS
90	Barnes, T.J.	DT
53	Bradham, Nigel	LB
33	Brooks, Ron	CB
52	Brown, Preston.....	LB
97	Bryant, Corbin	DT
39	Butler, Mario	CB
2	Carpenter, Dan	K
96	Charles, Stefan.....	DT
85	Clay, Charles	TE
28	Darby, Ronald.....	CB
99	Dareus, Marcell	DT
26	Dixon, Boobie.....	RB
81	Easley, Marcus	WR
93	Edwards, Lavar	DE
75	Enemkpali, IK	DE
42	Felton, Jerome	FB
4	Gay, Jordan	K
24	Gilmore, Stephon	CB
77	Glenn, Cordy	T
89	Gragg, Chris	TE
20	Graham, Corey	S
72	Groy, Ryan.....	LB
66	Henderson, Seantrel.....	T
15	Hogan, Chris	WR
55	Hughes, Jerry	DE
61	Ikard, Gabe.....	C
64	Incognito, Richie	G
8	Johnson, Josh.....	QB
58	Johnson, Randell	LB
71	Kouandjio, Cyrus.....	T
91	Lawson, Manny	LB
3	Manuel, EJ	QB
25	McCoy, LeSean.....	RB
21	McKelvin, Leodis.....	CB
36	Meeks, Jonathan.....	S
76	Miller, John	G
79	Mills, Jordan.....	T
82	Mulligan, Matthew.....	TE
30	Rambo, Bacarri	S
51	Reddick, Kevin	LB
37	Robey, Nickell	CB
65	Sanborn, Garrison.....	LS
6	Schmidt, Colton	P
50	Steward, Tony	LB
5	Taylor, Tyrod	QB
11	Thigpen, Marcus	WR
60	Urbik, Kraig	G
14	Watkins, Sammy	WR
27	Williams, Duke.....	S
29	Williams, Karlos.....	RB
95	Williams, Kyle	DT
94	Williams, Mario.....	DE
70	Wood, Eric.....	C
10	Woods, Robert	WR

PRONUNCIATIONS (continued)

Kouandjio, Cyrus.....KWAN-jo
Rambo, Bacarri buh-CAR-ee
Robey, Nickell.....Nick-ELL
Urbik, Kraig.....ER-bick

INACTIVE

1. _____

2. _____

3. _____

4. _____
5. _____


6. _____

7. _____

8. _____

BUFFALO BILLS

NO	NAME	POS	HT	WT	AGE	EXP	COLLEGE
2	Dan Carpenter	K	6-2	228	29	8	Montana
3	EJ Manuel	QB	6-4	237	25	3	Florida State
4	Jordan Gay	K	6-0	200	25	2	Centre
5	Tyrod Taylor	QB	6-1	215	26	5	Virginia Tech
6	Colton Schmidt	P	5-11	224	24	2	California-Davis
8	Josh Johnson	QB	6-3	210	29	7	San Diego
10	Robert Woods	WR	6-0	190	23	3	Southern California
11	Marcus Thigpen	WR	5-9	200	29	4	Indiana
14	Sammy Watkins	WR	6-1	211	22	2	Clemson
15	Chris Hogan	WR	6-1	220	26	3	Monmouth (N.J.)
20	Corey Graham	S	6-0	196	30	9	New Hampshire
21	Leodis McKelvin	CB	5-10	185	30	8	Troy
24	Stephon Gilmore	CB	6-1	190	24	4	South Carolina
25	LeSean McCoy	RB	5-11	208	27	7	Pittsburgh
26	Boobie Dixon	RB	6-1	233	27	6	Mississippi State
27	Duke Williams	S	5-11	201	24	3	Nevada
28	Ronald Darby	CB	5-11	193	21	R	Florida State
29	Karlos Williams	RB	6-1	230	22	R	Florida State
30	Bacarri Rambo	S	6-0	211	25	3	Georgia
33	Ron Brooks	CB	5-10	190	26	4	LSU
36	Jonathan Meeks	S	6-0	209	25	2	Clemson
37	Nickell Robey	CB	5-8	165	23	3	Southern California
39	Mario Butler	CB	6-1	187	26	2	Georgia Tech
42	Jerome Felton	FB	6-0	248	29	8	Furman
50	Tony Steward	LB	6-0	241	22	R	Clemson
51	Kevin Reddick	LB	6-1	240	25	3	North Carolina
52	Preston Brown	LB	6-1	251	22	2	Louisville
53	Nigel Bradham	LB	6-2	241	26	4	Florida State
55	Jerry Hughes	DE	6-2	254	27	6	Texas Christian
58	Randell Johnson	LB	6-4	245	24	2	Florida Atlantic
60	Kraig Urbik	G	6-5	324	29	7	Wisconsin
61	Gabe Ikard	C	6-4	304	24	2	Oklahoma
64	Richie Incognito	G	6-3	319	32	9	Nebraska
65	Garrison Sanborn	LS	6-1	240	30	7	Florida State
66	Seantrel Henderson	T	6-7	331	23	2	Miami
70	Eric Wood	C	6-4	310	29	7	Louisville
71	Cyrus Kouandjio	T	6-7	322	22	2	Alabama
72	Ryan Groy	G	6-5	320	25	2	Wisconsin
75	IK Enemkpali	DE	6-1	261	24	2	Louisiana Tech
76	John Miller	G	6-2	303	22	R	Louisville
77	Cordy Glenn	T	6-6	345	25	4	Georgia
79	Jordan Mills	T	6-5	316	24	3	Louisiana Tech
81	Marcus Easley	WR	6-2	217	27	5	Connecticut
82	Matthew Mulligan	TE	6-4	267	30	7	Maine
85	Charles Clay	TE	6-3	255	26	5	Tulsa
89	Chris Gragg	TE	6-3	244	25	3	Arkansas
90	T.J. Barnes	DT	6-7	364	25	2	Georgia Tech
91	Manny Lawson	LB	6-5	240	31	10	North Carolina State
93	Lavar Edwards	DE	6-4	275	25	3	LSU
94	Mario Williams	DE	6-6	292	30	10	North Carolina State
95	Kyle Williams	DT	6-1	303	32	10	LSU
96	Stefan Charles	DT	6-5	323	27	3	Regina
97	Corbin Bryant	DT	6-4	300	27	3	Northwestern
99	Marcell Dareus	DT	6-3	331	25	5	Alabama



Head Coach: Rex Ryan

Assistants: Assistant Head Coach/Running backs: Anthony Lynn, Coordinators: Danny Crossman (Special Teams), Greg Roman (Offense), Dennis Thurman (Defense), Assistants: Kurt Anderson (Assistant Offensive Line), Bobby April III (Linebackers), Eric Ciano (Head Strength and Conditioning), Karl Dunbar (Defensive Line), Michael Hamlin (Special Teams Quality Control), Donnie Henderson (Defensive Backs), Aaron Kromer (Offensive Line), Sanjay Lal (Wide Receivers), David Lee (Quarterbacks), Dan Liburd (Strength and Conditioning Assistant), Hal Luther (Assistant Strength and Conditioning), D'Anton Lynn (Defensive Assistant), Tim McDonald (Defensive Backs), Jason Oszvart (Strength and Conditioning Assistant), Chris Palmer (Senior Offensive Assistant), Jason Rebrovich (Outside Linebackers), Eric Smith (Special Teams Assistant), Tony Sparano (Tight Ends), Jeff Weeks (Assistant Defensive Line), Jason Vrable (Offensive Quality Control).

HOUSTON TEXANS

NO	NAME	POS	HT	WT	AGE	EXP	COLLEGE
5	Brandon Weeden	QB	6-4	228	32	4	Oklahoma State
6	T.J. Yates	QB	6-4	217	28	5	North Carolina
7	Brian Hoyer	QB	6-2	215	30	7	Michigan State
8	Nick Novak	K	6-0	198	34	8	Maryland
9	Shane Lechler	P	6-2	237	39	16	Texas A&M
10	DeAndre Hopkins	WR	6-1	218	23	3	Clemson
11	Jaelen Strong	WR	6-2	217	21	R	Arizona State
12	Keith Humphery	WR	6-0	215	23	R	Michigan State
18	Cecil Shorts III	WR	6-0	202	27	5	Mount Union
21	Darryl Morris	CB	5-10	188	25	3	Texas State
22	Chris Polk	RB	5-11	222	25	4	Washington
24	Johnathan Joseph	CB	5-11	188	31	10	South Carolina
25	Kareem Jackson	CB	5-10	188	27	6	Alabama
26	Rahim Moore	FS	6-1	195	25	5	UCLA
27	Quintin Demps	S	5-11	208	30	8	UTEP
28	Alfred Blue	RB	6-2	223	24	2	LSU
29	Andre Hal	S	5-10	188	23	2	Vanderbilt
30	Kevin Johnson	CB	6-0	188	23	R	Wake Forest
31	Charles James	CB	5-9	179	25	2	Charleston Southern
33	Akeem Hunt	RB	5-10	190	22	R	Purdue
34	A.J. Bouye	CB	6-0	191	24	3	Central Florida
35	Eddie Pleasant	SS	5-10	210	26	3	Oregon
40	Kurtis Drummond	S	6-1	208	23	R	Michigan State
41	Jonathan Grimes	RB	5-10	209	25	3	William & Mary
45	Jay Prosch	FB	6-1	256	23	2	Auburn
46	Jon Weeks	LS	5-10	246	29	6	Baylor
50	Akeem Dent	ILB	6-1	239	28	5	Georgia
51	John Simon	OLB	6-1	252	25	3	Ohio State
52	Brian Peters	ILB	6-4	235	27	1	Northwestern
53	Max Bullough	ILB	6-3	249	23	1	Michigan State
55	Benardrick McKinney	ILB	6-4	246	23	R	Mississippi State
56	Brian Cushing	ILB	6-3	249	28	7	Southern California
57	Justin Tuggle	ILB	6-3	249	25	3	Kansas State
59	Whitney Mercilus	OLB	6-4	258	25	4	Illinois
60	Ben Jones	C	6-3	308	26	4	Georgia
63	Kendall Lamm	T	6-6	305	23	R	Appalachian State
71	Xavier Su'a-Filo	G	6-4	307	24	2	UCLA
72	Derek Newton	T	6-6	313	28	5	Arkansas State
74	Chris Clark	T	6-5	305	30	7	Southern Mississippi
75	Vince Wilfork	NT	6-2	325	34	12	Miami (Fla.)
76	Duane Brown	T	6-4	303	29	8	Virginia Tech
78	Oday Aboushi	G	6-5	308	24	3	Virginia
79	Brandon Brooks	G	6-5	335	26	4	Miami (Ohio)
84	Ryan Griffin	TE	6-6	254	25	3	Connecticut
85	Nate Washington	WR	6-1	183	32	11	Tiffin
87	C.J. Fiedorowicz	TE	6-5	265	24	2	Iowa
88	Garrett Graham	TE	6-3	243	29	6	Wisconsin
90	Jadeveon Clowney	OLB	6-5	266	22	2	South Carolina
92	Brandon Dunn	DT	6-2	300	23	1	Louisville
93	Jared Crick	DE	6-4	285	26	4	Nebraska
95	Christian Covington	NT	6-2	289	22	R	Rice
97	Jeoffrey Pagan	DE	6-3	310	22	2	Alabama
99	J.J. Watt	DE	6-5	289	26	5	Wisconsin



Head Coach: Bill O'Brien

Assistants: Romeo Crennel (Defensive Coordinator); George Godsey (Offensive Coordinator); Bob Ligashesky (Special Teams Coordinator); Brian Bell (Assistant Strength and Conditioning); Jim Bernhardt (Director of Football Research); John Butler (Secondary); Doug Colman (Assistant Special Teams); Mike Devlin (Offensive Line); Craig Fitzgerald (Head Strength and Conditioning); Sean Hayes (Assistant Strength and Conditioning); Stan Hixon (Wide Receivers); Tim Kelly (Offensive Quality Control); Will Lawing (Defensive Quality Control); Charles London (Running Backs); Anthony Midget (Assistant Secondary); Pat O'Hara (Offensive Assistant); Paul Pasqualoni (Defensive Line); John Perry (Tight Ends); Anthony Pleasant (Defensive Assistant); Mike Vrable (Linebackers).

HOUSTON TEXANS

NO	NAME	POS
78	Aboushi, Oday.....	G
28	Blue, Alfred.....	RB
34	Bouye, A.J.	CB
79	Brooks, Brandon	G
76	Brown, Duane.....	T
53	Bullough, Max	ILB
74	Clark, Chris.....	T
90	Clowney, Jadeveon	OLB
95	Covington, Christian.....	NT
93	Crick, Jared	DE
56	Cushing, Brian.....	ILB
27	Demps, Quintin	S
50	Dent, Akeem.....	ILB
40	Drummond, Kurtis	S
92	Dunn, Brandon	DT
87	Fiedorowicz, C.J.....	TE
88	Graham, Garrett	TE
84	Griffin, Ryan.....	TE
41	Grimes, Jonathan	RB
29	Hal, Andre	S
10	Hopkins, DeAndre	WR
7	Hoyer, Brian.....	QB
33	Hunt, Akeem	RB
25	Jackson, Kareem	CB
31	James, Charles	CB
30	Johnson, Kevin.....	CB
60	Jones, Ben	C
24	Joseph, Johnathan.....	CB
63	Lamm, Kendall	T
9	Lechler, Shane.....	P
55	McKinney, Benardrick	ILB
59	Mercilus, Whitney	OLB
26	Moore, Rahim.....	FS
21	Morris, Darryl.....	CB
12	Mumphery, Keith	WR
72	Newton, Derek	T
8	Novak, Nick.....	K
97	Pagan, Jeoffrey	DE
52	Peters, Brian.....	ILB
35	Pleasant, Eddie	SS
22	Polk, Chris.....	RB
45	Prosch, Jay	FB
18	Shorts III, Cecil.....	WR
51	Simon, John	OLB
11	Strong, Jaelen	WR
71	Su'a-Filo, Xavier	G
57	Tuggle, Justin	ILB
85	Washington, Nate.....	WR
99	Watt, J.J.	DE
5	Weeden, Brandon.....	QB
46	Weeks, Jon.....	LS
75	Wilfork, Vince	NT
6	Yates, T.J.	QB

PRONUNCIATIONS (continued)

Jay Prosch..... PRAWSH
Xavier Su'a-Filo SOO-ah-fee-lo

INACTIVE

1. _____

2. _____

3. _____

4. _____
5. _____

6. _____

7. _____

8. _____

THE LAST TIME...

WEEK 14 • HOUSTON TEXANS vs. NEW ENGLAND PATRIOTS

BY TEXANS

BY OPPONENT

653, vs. Jacksonville (504 passing, 149 rushing), 11/18/12 (OT)	600+ TOTAL NET YARDS	Never happened
501, at Detroit (296 passing, 205 rushing), 11/22/12 (OT)	500-599 TOTAL NET YARDS	503, at Miami (248 rushing, 255 passing), 10/25/15
231, Arian Foster vs. Indianapolis, 9/12/10	200+ YARDS RUSHING	211, Larry Johnson vs. Kansas City, 11/20/05
156, Alfred Blue at Cleveland, 11/16/14	150-199 YARDS RUSHING	175, Lamar Miller at Miami, 10/25/15
139, Alfred Blue vs. Tampa Bay, 9/27/15	100-149 YARDS RUSHING	112, LeSean McCoy at Buffalo, 12/6/15
527, Matt Schaub vs. Jacksonville, 11/18/12	400+ YARDS PASSING	400, Peyton Manning vs. Denver, 12/22/13
312, Brian Hoyer vs. Indianapolis, 10/8/15	300-399 YARDS PASSING	331, Blake Bortles at Jacksonville, 10/18/15
238, DeAndre Hopkins vs. Tennessee, 11/30/14	200+ YARDS RECEIVING	223, T.Y. Hilton vs. Indianapolis, 10/9/14
169, DeAndre Hopkins vs. Indianapolis, 10/8/15	150-199 YARDS RECEIVING	158, Jeremy Maclin vs. Philadelphia, 11/2/14
118, DeAndre Hopkins vs. N.Y. Jets, 11/22/15	100-149 YARDS RECEIVING	109, Sammy Watkins at Buffalo, 12/6/15
6, Ryan Fitzpatrick vs. Tennessee, 11/30/14	SIX TOUCHDOWN PASSES	6, Aaron Rodgers vs. Green Bay, 10/14/12
5, Matt Schaub vs. Jacksonville, 11/18/12	FIVE TOUCHDOWN PASSES	6, Aaron Rodgers vs. Green Bay, 10/14/12
4, Matt Schaub at Denver, 9/23/12	FOUR TOUCHDOWN PASSES	4, Ryan Tannehill at Miami, 10/25/15
3, Brian Hoyer at Buffalo, 12/6/15	THREE TOUCHDOWN PASSES	3, Tyrod Taylor at Buffalo, 12/6/15
2, Ryan Fitzpatrick vs. Buffalo, 9/28/14	THROW TWO+ INTERCEPTIONS	2, Ryan Fitzpatrick vs. N.Y. Jets, 11/22/15
3, Andre Johnson vs. Indianapolis, 11/3/13	THREE TOUCHDOWN RECEPTIONS	3, T.Y. Hilton vs. Indianapolis, 11/3/13
2, DeAndre Hopkins vs. N.Y. Jets, 11/22/15	TWO TOUCHDOWN RECEPTIONS	2, Jarvis Landry at Miami, 10/25/15
Never Happened	FOUR TOUCHDOWNS RUSHING	4, Shaun Alexander at Seattle, 10/16/05
3, Ben Tate vs. New England, 12/1/13	THREE TOUCHDOWNS RUSHING	3, Devonta Freeman at Atlanta, 10/4/15
2, Arian Foster at Tennessee, 10/26/14	TWO TOUCHDOWNS RUSHING	2, Maurice Jones-Drew at Jacksonville, 11/14/10
3.5, Whitney Mercilus vs. Tennessee, 11/1/15	THREE SACKS	3.0, John Abraham at Arizona, 11/10/13
31 yards, Andre Hal at Jacksonville, 10/18/15	INTERCEPTION RETURNED FOR TOUCHDOWN	23 yards, Reshad Jones at Miami, 10/25/15
45 yards, J.J. Watt vs. Indianapolis, 10/9/14	FUMBLE RETURNED FOR TOUCHDOWN	84-yard fumble return, N. Stupar at Atlanta, 10/4/15
31-yard INT return, Andre Hal at Jacksonville, 10/18/15	DEFENSIVE TOUCHDOWN	23 yards, Reshad Jones at Miami, 10/25/15
Randy Bullock, 6-6, vs. Baltimore, 12/21/14	FIVE-OR-MORE FIELD GOALS	Billy Cundiff 5-5 at Baltimore, 10/16/11
Neil Rackers, 4-4 at New Orleans, 9/25/11	FOUR FIELD GOALS	Adam Vinatieri 4-5 at Indianapolis, 12/22/11
Jared Crick, blocked kick by Graham Gano at Carolina, 9/20/15	FIELD GOAL BLOCKED	Justin Tuck blocked kick by Randy Bullock at Oakland, 9/14/14
Never Happened	FG BLOCKED/MISSED AND RETURNED FOR TD	Never Happened
Alfred Blue blocked punt by Tress Way vs. Washington, 9/7/14	PUNT BLOCKED	Damontre Moore blocked punt by Shane Lechler vs. New York Giants, 9/21/14
Alfred Blue blocked and recovered punt by Tress Way vs. Washington, 9/7/14	PUNT BLOCKED AND RETURNED FOR TD	Never Happened
95 yards, Jacoby Jones vs. Oakland, 10/4/09	KICKOFF RETURNED FOR TOUCHDOWN	101 yards, Deji Karim at Indianapolis, 12/30/12
87 yards, Keshawn Martin vs. Oakland, 11/17/13	PUNT RETURNED FOR TOUCHDOWN	82 yards, Tandon Doss at Baltimore, 9/22/13
J.J. Watt blocked PAT by Kai Forbath vs. Washington, 9/7/14	PAT BLOCKED	Albert Haynesworth blocked PAT by Neil Rackers at Tampa Bay, 11/13/11
Nick Novak, wide right at Buffalo, 12/6/15	MISSED PAT	Dan Carpenter, hit left upright at Buffalo, 12/6/15
Jonathan Grimes run at Buffalo, 12/6/15	TWO POINT CONVERSION MADE	Andrew Luck to Coby Fleener, vs. Indianapolis, 11/3/13
Brian Hoyer pass failed, 10/25/15	TWO POINT CONVERSION FAILED	S. Renfree run, at Atlanta, 10/4/15
J.J. Watt sack of Blake Bortles vs. Jacksonville, 12/28/14	SAFETY SCORED	Geno Atkins tackle of Alfred Blue vs. Cincinnati, 11/23/14
45, vs. Tennessee, 11/30/14	SCORED 40 POINTS	44, at Miami, 10/25/15
30-24, vs. Tennessee, 9/15/13	WON OVERTIME GAME	17-20, at Dallas, 10/5/14
20-0, vs. Tennessee, 11/28/10	SHUTOUT	0-27, at Jacksonville, 12/7/03

HIGHS AND LOWS / RECORD WHEN

WEEK 14 • HOUSTON TEXANS vs. NEW ENGLAND PATRIOTS

TEAM SEASON HIGHS AND LOWS

	Texans		Opponents	
	High	Low	High	Low
Points	31 at JAX	10 at CIN	48 at ATL	6, 3x, last: vs. NO
First Downs	30 vs. TB	14 vs. TEN	26 at JAX	14 2x, last: vs. NO
Total Offense	444 vs. IND	256 at CIN	503 at MIA	211 vs. TEN
Net Yards Rushing	186 vs. TB	54 at ATL	248 at MIA	50 vs. NO
Net Yards Passing	374 at ATL	174 at CIN	311 at JAX	125 vs. TEN
Offensive Plays	86 vs. TB	61, 2x, last: at CIN	77 at JAX	56, 2x, last: vs. NO
Rushing Attempts	46 vs. TB	17 at ATL	36 at BUF	10 vs. NO
Pass Attempts	58 at CAR	27 vs. NO	53 at JAX	20 at MIA
Pass Completions	31 vs. IND	17, 2x, last: vs. NYJ	30 at JAX	11 at BUF
Passes Had Intercepted	2 vs. IND	0, 3x, last: vs. NYJ	3 at JAX	0, 5x, last: at BUF
Sacks Allowed	5 vs. KC	1, 7x, last vs. NO	7 vs. TEN	0 2x, last: vs. IND
Fumbles	3, twice, last: at MIA	0, 4x, last: at BUF	2, 3x, last: at CIN	0, 4x, last: at BUF
Fumbles Lost	3 at ATL	0, 9x, last at BUF	2 vs. TEN	0, 9x, last: at BUF
Total Turnovers	4 at ATL	0, 2x, last: vs. TEN	3, 2x, last: vs. TEN	0, 4x, last: at BUF
Penalties	13 vs. IND	3, 2x, last: vs. NYJ	10, 4x, last vs. NO	2 vs. KC
Yards Penalized	125 vs. IND	25 at MIA	92 at CAR	25 vs. KC
Time of Possession	36:23 vs. NO	24:08 at ATL	35:52 at ATL	23:37 vs. NO
Defensive Interceptions	3 at JAX	0, 5x, last: at BUF	2 vs. IND	0, 3x, last: vs. NYJ
Total Takeaways	3, 2x, last: vs. TEN	0, 4x, last: at BUF	4 at ATL	0, 2x, last: vs. TEN
Drive (Plays)	99 (16) at JAX	-13 (3) vs. KC	88 (6) at MIA	-8 (3) at CIN
Third-Down Conversions	8, 2x, last: vs. IND	3 vs. KC	9 at ATL	1, 3x, last: vs. TEN

INDIVIDUAL SEASON HIGHS

	Texans	Opponents
Yards Rushing	139, A. Blue vs. TB	175, L. Miller at MIA
Rushing Attempts	31, A. Blue vs. TB	22, F. Gore vs. IND
Rushing TDs	1, 5x, last: A. Blue vs. NO	3, D. Freeman at ATL
Receptions	11, D. Hopkins vs. IND	8, B. Walters at JAX
Yards Receiving	169, D. Hopkins vs. IND	109, S. Watkins at BUF
Receiving TDs	2, 5x, last: D. Hopkins vs. NYJ	2, 3x, last: J. Landry at MIA
Combined Yards	169, D. Hopkins vs. IND	236, L. Miller at MIA
All-Purpose Yards	169, D. Hopkins vs. IND	236, L. Miller at MIA
Yards Passing	312, B. Hoyer vs. IND	331, B. Bortles at JAX
Pass Attempts	58, R. Mallett at CAR	53, B. Bortles at JAX
Pass Completions	27, R. Mallett at CAR	30, B. Bortles at JAX
TD Passes	3, 3x, last: B. Hoyer at BUF	4, R. Tannehill at MIA
Interceptions Thrown	1, 10x, last: B. Hoyer at BUF	3, B. Bortles at JAX
Longest Run	21, J. Grimes vs. KC	85, L. Miller at MIA
Longest Pass Completion	61, T. Yates to D. Hopkins vs. NYJ	55, M. Ryan to L. Hankerson at ATL
Longest Kickoff Return	41, K. Mumphery at MIA	50, G. Whalen vs. IND
Longest Punt Return	17, C. Shorts III at ATL	37, D. McCluster vs. TEN
Longest INT Return	50, K. Jackson vs. NO	38, M. Adams vs. IND
Longest Punt	64, S. Lechler at CIN	65, B. Nortman at CAR
Longest Field Goal	49, N. Novak vs. IND	58, K. Brindza vs. TB
Touchdowns Scored	2, 5x, last: D. Hopkins vs. NYJ	3, D. Freeman at ATL
Points Scored	12, 5x, last: D. Hopkins vs. NYJ	18, D. Freeman at ATL

HOUSTON TEXANS RECORD WHEN...

Category	2015 Season W-L	All-Time W-L
Texans at NRG Stadium	4-2	55-55
Texans on the road	2-4	39-71
Texans on grass	1-3	82-89
Texans on artificial turf	5-3	12-37
Texans in domes	0-1	2-12
Texans in retractable roof stadiums	4-2	55-65
Texans outdoors	2-3	37-49
NRG Stadium roof open	0-0	24-21
NRG Stadium roof closed	4-2	31-34
Texans score first	4-1	63-41
Opponent scores first	2-5	31-85
Texans score on first possession	1-0	37-31
Texans score 20 or more points	4-5	76-50
Texans score 19 or less points	2-1	18-76
Texans allow 20 or more	1-6	26-111
Texans allow 19 or less points	5-0	68-15
Texans lead after 1st quarter	3-1	50-30
Texans trail after 1st quarter	2-5	24-75
Score tied after 1st quarter	1-0	20-21
Texans lead at halftime	4-0	62-30
Texans trail at halftime	2-6	25-90
Score tied at halftime	0-0	7-6
Texans lead after 3rd quarter	4-0	70-20
Texans trail after 3rd quarter	2-6	15-95
Score tied after 3rd quarter	0-0	9-11
Game goes to overtime	0-0	4-9
Texans have + turnover ratio	4-0	60-18
Texans have - turnover ratio	0-4	17-80
Turnover ratio even	2-2	17-28
Texans have 30:00+ TOP	4-2	77-41
Texans have less than 30:00 TOP	2-4	17-85
Texans have 100-yard rusher	1-0	35-23
Texans have 300 net passing yards	0-2	11-21
Texans have 1 100-yard receiver	3-4	35-36
Texans have 2 100-yard receivers	0-0	2-5
Texans win coin toss	1-3	46-71
Texans lose coin toss	5-3	48-55
Texans wearing Blue jerseys	5-3	40-43
Texans wearing White jerseys	1-3	45-76
Texans wearing Red jerseys	0-0	9-7
Texans wearing All-White	0-1	6-5
Texans wearing All-Blue	2-0	6-5
Texans wearing All-Red	0-0	2-2
In September	1-2	21-26
In October	1-3	23-30
In November	4-0	24-32
In December	0-1	24-35
In January	0-0	2-3
On Sunday Night	0-0	2-6
On Thursday Night	0-1	1-5
On Monday Night	1-0	4-5
Kickoff is 12:00 CT	5-5	73-91
Kickoff is 3:00/3:05/3:15/3:25 CT	0-0	16-14
Kickoff is in Prime Time	1-1	7-16
vs. AFC South overall	2-1	32-49
vs. AFC South at home	1-1	20-21
vs. AFC South on the road	1-0	12-28
vs. AFC	4-4	71-93
vs. AFC North	1-0	13-16
vs. AFC East	1-2	14-14
vs. AFC West	0-1	12-14
vs. NFC	2-2	23-33
vs. NFC East	0-0	4-12
vs. NFC South	2-2	9-7
vs. NFC North	0-0	6-6
vs. NFC West	0-0	4-8

2015 SEASON TOTALS

WEEK 14 • HOUSTON TEXANS vs. NEW ENGLAND PATRIOTS

TEXANS SEASON TOTALS

	1st Downs				Total Offense								INTs by Hou.				Punts		Punt Returns					KO Returns				Pen		Fum		Scoring							Time Pos
	T	R	Pa	Pe	Yd	Ru	At	Pa	Sk-Yd	A	C	I	N	Yd	Lg	Td	N	Avg	N	Yd	FC	Lg	TD	N	Yd	Lg	TD	N	Yd	N	Lt	R	P	Rt	PAT	FG	S		
vs. KC	24	6	17	1	396	98	21	298	5-36	47	26	1	0	0	0	0	7	47.0	4	14	0	8	0	0	0	0	0	0	6	39	2	1	0	2	0	0	2	0	24:41
at CAR	21	5	11	5	300	61	23	239	1-5	58	27	1	1	17	17	0	8	48.5	6	58	0	15	0	1	27	27	0	10	70	1	0	1	1	0	2	1	0	27:43	
vs. TB	30	10	16	4	413	186	46	227	1-1	39	24	1	1	0	0	0	6	44.3	5	17	2	8	0	2	46	23	0	6	58	2	0	1	1	0	1	2	0	36:17	
at ATL	24	3	19	2	428	54	17	374	1-8	57	29	1	0	0	0	0	4	48.5	4	40	1	17	0	3	70	23.3	0	5	35	3	3	1	2	0	3	0	0	24:08	
vs. IND	24	5	17	2	444	82	28	362	1-0	41	31	2	0	0	0	0	3	41.0	2	11	1	11	0	0	0	0	0	13	125	0	0	0	2	0	2	2	0	32:27	
at JAX	24	6	15	3	382	95	31	287	1-6	36	24	0	3	34	31	1	4	38.8	2	25	1	14	0	1	14	14	0	10	69	1	0	0	3	1	4	1	0	30:02	
at MIA	24	6	18	0	322	71	25	251	4-22	49	23	1	0	0	0	0	8	48.0	2	21	0	14	0	3	88	41	0	3	25	3	0	1	3	0	2	0	0	27:55	
vs. TEN	14	1	11	2	270	56	23	214	3-21	35	23	0	1	22	22	0	8	50.9	3	28	3	10	0	1	29	29	0	7	85	0	0	0	2	0	2	2	0	28:52	
at CIN	16	4	10	2	256	82	25	174	3-18	33	17	1	1	2	2	0	8	46.8	1	10	2	10	0	3	64	26	0	5	54	0	0	0	1	0	1	1	0	28:34	
vs. NYJ	19	6	12	1	364	123	37	241	1-9	35	17	0	2	19	20	0	8	52.1	5	24	1	11	0	0	0	0	0	3	54	2	1	0	3	0	3	1	0	33:25	
vs. NO	23	9	11	3	362	167	38	195	1-10	27	21	1	1	50	50	0	4	47.3	4	31	0	12	0	2	52	27	0	6	40	2	0	1	2	0	3	1	0	36:23	
at BUF	21	6	14	1	401	126	26	275	2-18	43	26	1	0	0	0	0	7	40.7	0	0	3	0	0	1	21	21	0	10	89	0	0	0	3	0	1	0	0	31:53	
vs. NE																																							
at IND																																							
at TEN																																							
vs. JAC																																							
Totals	264	67	171	26	4,338	1,201	340	3,137	24-154	500	288	10	10	144	50	1	75	47.0	38	279	14	17	0	17	411	41	0	84	743	16	5	5	25	1	24	13	0	30:11	
Opp	225	67	131	27	3,988	1,369	313	2,619	30-199	408	242	10	10	103	38	1	74	46.8	43	417	11	37	0	28	705	50	0	91	755	12	4	9	20	3	27	15	0	29:49	

OPPONENTS SEASON TOTALS

	1st Downs				Total Offense								INTs by Opp.				Punts		Punt Returns					KO Returns				Pen		Fum		Scoring							Time
	T	R	Pa	Pe	Yd	Ru	At	Pa	Sk-Yd	A	C	I	N	Yd	Lg	Td	N	Avg	N	Yd	FC	Lg	TD	N	Yd	Lg	TD	N	Yd	N	Lt	R	P	Rt	PAT	FG	S	Pos	
vs. KC	19	7	12	0	330	97	32	233	2-10	33	22	0	1	0	0	0	7	43.9	5	81	0	19	0	1	30	30	0	2	25	2	0	0	3	0	3	2	0	35:19	
at CAR	25	9	13	3	350	172	33	178	2-17	37	18	1	1	8	8	0	7	53.9	4	44	3	17	0	1	33	33	0	10	92	0	0	1	2	0	3	1	0	32:17	
vs. TB	14	2	11	1	318	57	20	261	0-0	36	17	1	1	0	0	0	7	44.6	5	48	0	23	0	1	27	27	0	10	84	2	0	0	1	0	0	1	0	23:43	
at ATL	22	8	10	4	378	135	35	243	2-13	27	19	0	1	0	0	0	6	47.7	2	29	1	18	0	1	29	29	0	10	80	0	0	4	1	2	6	0	0	35:52	
vs. IND	22	6	10	6	323	110	30	213	0-0	29	18	0	2	48	38	0	3	49.0	2	16	0	13	0	2	74	50	0	7	65	0	0	1	2	0	3	2	0	27:33	
at JAX	26	4	18	4	394	83	21	311	3-20	53	30	3	0	0	0	0	5	46.8	1	7	1	7	0	3	79	28	0	7	64	1	0	0	3	0	2	0	0	29:58	
at MIA	21	8	11	2	503	248	35	255	4-41	20	19	0	1	23	23	1	5	49.2	6	19	1	9	0	2	64	34	0	8	52	1	1	1	4	1	5	1	0	32:05	
vs. TEN	15	3	9	3	211	86	20	125	7-46	31	22	1	0	0	0	0	7	49.9	5	63	1	37	0	4	97	32	0	6	45	2	2	0	0	0	0	2	0	31:08	
at CIN	16	5	9	2	256	74	20	182	4-15	38	22	1	1	0	0	0	7	41.1	5	43	1	13	0	3	51	22	0	9	70	2	1	0	0	0	0	2	0	31:26	
vs. NYJ	16	5	10	1	267	70	21	197	3-19	39	19	2	0	0	0	0	8	45.5	5	39	1	13	0	4	97	39	0	7	54	1	0	1	1	0	2	1	0	26:35	
vs. NO	14	2	11	1	268	50	10	218	2-10	44	25	1	1	24	24	0	6	46.8	1	12	0	12	0	2	40	25	0	10	82	1	0	0	0	0	0	2	0	23:37	
at BUF	15	8	7	0	390	187	36	203	1-8	21	11	0	1	0	0	0	6	45.3	2	16	2	16	0	4	84	25	0	5	42	0	0	1	3	0	3	1	0	28:07	
vs. NE																																							
at IND																																							
at TEN																																							
vs. JAC																																							
Totals	225	67	131	27	3,988	1,369	313	2,619	30-199	408	242	10	10	103	38	1	74	46.8	43	417	11	37	0	28	705	50	0	91	755	12	4	9	20	3	27	15	0	29:49	
Texans	264	67	171	26	4,338	1,201	340	3,137	24-154	500	288	10	10	144	50	1	75	47.0	38	279	14	17	0	17	411	41	0	84	743	16	5	5	25	1	24	13	0	30:11	

SCORING

	Texans						Opponents					
	1st	2nd	3rd	4th	OT	Total	1st	2nd	3rd	4th	OT	Total
9-13 vs. KC	6	3	0	11	0	20	14	13	0	0	0	27
9-20 at CAR	3	0	7	7	0	17	0	10	7	7	0	24
9-27 vs. TB	7	0	3	9	0	19	0	9	0	0	0	9
10-4 at ATL	0	0	0	21	0	21	7	21	14	6	0	48
10-8 vs. IND	0	10	7	3	0	20	10	3	7	7	0	27
10-18 at JAX	7	3	0	21	0	31	0	7	7	6	0	20
10-25 at MIA	0	0	13	13	0	26	21	20	0	3	0	44
11-1 vs. TEN	0	10	7	3	0	20	3	0	3	0	0	6
11-16 at CIN	0	3	0	7	0	10	3	3	0	0	0	6
11-22 vs. NYJ	0	10	14	0	0	24	0	3	7	7	0	17
11-29 vs. NO	14	0	10	0	0	24	0	6	0	0	0	6
12-6 at BUF	6	7	0	8	0	21	7	14	0	9	0	30
12-13 vs. NE												
12-20 at IND												
12-27 at TEN												
1-3 vs. JAC												
Totals	43	46	61	103	0	253	65	109	45	45	0	264

RED ZONE

DRIVE ENGINEERING / DOWN EFFICIENCY / FIRST DOWNS / TURNOVERS

WEEK 14 • HOUSTON TEXANS vs. NEW ENGLAND PATRIOTS

TEXANS DRIVE ENGINEERING

	No. of Drives	TD	Miss FG	FG	Punt	Fum.	INT	Dwns	Safety	End Half	End Game	Pts.	Pts./ Drive
9-13 vs. KC	14	2	0	2	7	1	1	1	0	0	0	20	1.43
9-20 at CAR	14	2	0	1	8	0	1	2	0	0	0	17	1.21
9-27 vs. TB	14	2	1	2	6	0	1	0	0	1	1	19	1.36
10-4 at ATL	13	3	1	0	4	3	1	1	0	0	0	21	1.62
10-8 vs. IND	9	2	0	2	3	0	2	0	0	0	0	20	2.22
10-18 at JAX	11	3	0	1	4	0	0	1	0	1	1	24	2.18
10-25 at MIA	14	4	0	0	8	0	1	1	0	0	0	26	1.86
11-1 vs. TEN	14	2	0	2	8	0	0	1	0	1	0	20	1.43
11-16 at CIN	12	1	0	1	8	0	1	0	0	0	1	10	0.83
11-22 vs. NYJ	14	3	0	1	8	1	0	0	0	0	1	24	1.71
11-29 vs. NO	11	3	0	1	4	0	1	0	0	1	1	24	2.18
12-6 at BUF	13	3	0	0	7	0	1	1	0	1	0	21	1.62
12-13 vs. NE													
12-20 at IND													
12-27 at TEN													
1-3 vs. JAC													
TOTALS	153	30	2	13	75	5	10	8	0	5	5	246	1.61

TEXANS THIRD AND FOURTH DOWN EFFICIENCY

Third and:	1	2	3	4	5	6	7	8	9	10+	Total	4th
9-13 vs. KC	0-1	1-1	0-1	0-1	1-1	0-0	1-2	0-1	0-2	0-4	3-14	0-1
9-20 at CAR	1-2	2-2	0-1	0-0	0-1	0-2	0-2	0-0	1-2	1-7	5-19	2-4
9-27 vs. TB	2-2	0-2	2-2	0-1	0-0	0-2	2-3	2-3	0-0	0-3	8-18	0-0
10-4 at ATL	1-1	0-0	0-1	1-1	0-1	1-1	0-0	0-1	0-1	4-8	7-15	0-2
10-8 vs. IND	1-2	1-2	2-2	0-1	0-2	1-1	0-0	0-0	0-0	3-6	8-16	1-1
10-18 at JAX	2-2	0-0	2-2	0-0	0-1	0-0	1-1	0-1	1-2	1-5	7-14	1-2
10-25 at MIA	0-0	1-1	1-2	0-0	3-4	0-0	0-1	1-1	0-2	0-4	6-15	0-1
11-1 vs. TEN	0-0	1-1	1-2	0-1	1-2	1-1	0-2	0-1	0-2	0-3	4-15	0-1
11-16 at CIN	1-1	0-1	0-1	0-1	0-1	0-1	0-1	1-2	1-1	2-5	5-15	0-1
11-22 vs. NYJ	0-0	2-4	1-1	3-3	0-2	0-1	0-0	0-1	0-1	1-5	7-18	0-0
11-29 vs. NO	0-0	1-1	3-3	1-1	0-0	0-1	0-1	0-0	0-0	1-6	6-13	0-0
12-6 at BUF	3-3	0-0	0-0	0-1	1-1	1-3	1-1	0-0	0-1	1-5	7-15	0-1
12-13 vs. NE												
12-20 at IND												
12-27 at TEN												
1-3 vs. JAC												
TOTALS	11-14	9-15	12-18	5-11	6-16	4-13	5-14	4-11	3-14	14-61	73-187	4-14

INTERCEPTIONS AND FUMBLES

	Int.	Yds.	Players	Fum. Lost	Players
9-13 vs. KC	1	0	B. Hoyer	2 1	B. Hoyer (lost), K. Mumphery
9-20 at CAR	1	8	R. Mallett	1 0	R. Moore
9-27 vs. TB	1	0	R. Mallett	2 0	A. Blue, C. Worthy
10-4 at ATL	1	-1	R. Mallett	3 3	R. Mallett, A. Foster, C. Fiedorowicz
10-8 vs. IND	2	48	R. Mallett, B. Hoyer	0 0	
10-18 at JAX	0	0		1 0	A.. Foster
10-25 at MIA	1	23	B. Hoyer	3 0	B. Hoyer (2), D. Hopkins
11-1 vs. TEN	0	0		0 0	
11-16 at CIN	1	0	B. Hoyer	0 0	
11-22 vs. NYJ	0	0		2 1	T. Yates (lost), K. Mumphery
11-29 vs. NO	1	24	B. Hoyer	2 0	C. Shorts, K. Mumphery
12-6 at BUF	1	0	B. Hoyer	0 0	
12-13 vs. NE					
12-20 at IND					
12-27 at TEN					
1-3 vs. JAC					
Totals	10	102		16 5	

OPPONENTS DRIVE ENGINEERING

	No. of Drives	TD	Miss FG	FG	Punt	Fum.	INT	Dwns	Safety	End Half	End Game	Pts.	Pts./ Drive
9-13 vs. KC	15	3	1	2	7	0	0	0	0	0	1	1	27 1.80
9-20 at CAR	15	3	1	1	7	0	1	0	0	0	1	1	24 1.60
9-27 vs. TB	13	1	3	1	7	0	1	0	0	0	0	0	9 0.69
10-4 at ATL	12	5	0	0	6	0	0	0	0	0	1	0	35 2.92
10-8 vs. IND	9	3	0	2	3	0	0	0	0	0	0	1	27 3.00
10-18 at JAX	11	3	0	0	5	0	3	0	0	0	0	0	20 1.81
10-25 at MIA	14	5	0	1	5	1	0	0	0	0	1	1	37 2.64
11-1 vs. TEN	14	0	0	2	7	2	1	1	0	0	0	1	6 0.43
11-16 at CIN	11	0	0	2	7	1	1	0	0	0	0	0	6 0.55
11-22 vs. NYJ	14	2	0	1	8	0	2	0	0	0	1	0	17 1.21
11-29 vs. NO	10	0	0	2	6	0	1	1	0	0	0	0	6 0.60
12-6 at BUF	12	4	1	1	6	0	0	0	0	0	0	0	30 2.50
12-13 vs. NE													
12-20 at IND													
12-27 at TEN													
1-3 vs. JAC													
TOTALS	150	29	6	15	74	4	10	2	0	5	5	244	1.63

FIRST DOWNS EARNED

NAME	RUSH	(3rd or 4th Down)		PEN	TOTAL
		PASS	REC		
Brian Hoyer	6	(2)	113 (39)		119 (41)
T.J. Yates			15 (6)		15 (6)
Ryan Mallett	2	(2)	42 (15)		44 (17)
DeAndre Hopkins			69 (22)		69 (22)
Nate Washington			27 (11)		27 (11)
Cecil Shorts III	3	(2)	1 26 (10)		30 (12)
Keith Mumphery			5 (2)		5 (2)
Arian Foster	11	(3)	13 (4)		24 (7)
Alfred Blue	20	(1)	2		22 (1)
C.J. Fiedorowicz			6 (1)		6 (1)
Jonathan Grimes	7	(1)	5 (3)		12 (4)
Ryan Griffin			8 (3)		8 (3)
Garrett Graham			1 (1)		1 (1)
Jay Prosch	3	(2)			3 (2)
Chandler Worthy			1		1 0
Jaelen Strong			2 (1)		2 (1)
Akeem Hunt	4	(3)			4 (3)
Chris Polk	11	(1)	5 (1)		16 (2)
Kendall Lamm			1 (1)		1 (1)
Penalty				26	26 0
TOTALS	67	(17)	171 (60)	171 (60)	26 435 (137)

* Note: One first down awarded to passer and receiver on passes

TURNOVERS

	Defensive Takeaways				Offensive Giveaways				Special Teams		Game Net
	Fum.	Int.	Total	Pts Off	Fum.	Int.	Total	Pts Off	Give	Take	
9-13 vs. KC	0	0	0	0	1	1	2	14	0	0	-2
9-20 at CAR	0	1	1	0	0	1	1	7	0	0	0
9-27 vs. TB	0	1	1	3	0	1	1	6	0	0	0
10-4 at ATL	0	0	0	0	3	1	4	20	0	0	-4
10-8 vs. IND	0	0	0	0	0	2	2	3	0	0	-2
10-18 at JAX	0	3	3	7	0	0	0	0	0	0	+3
10-25 at MIA	1	0	1	6	0	1	1	7	0	0	0
11-1 vs. TEN	2	1	3	6	0	0	0	0	0	1	+3
11-16 at CIN	1	1	2	0	0	1	1	0	0	0	+1
11-22 vs. NYJ	0	2	2	0	1	0	1	3	0	0	+1
11-29 vs. NO	0	1	1	0	0	1	1	0	0	0	0
12-6 at BUF	0	0	0	0	0	1	1	0	0	0	-1
12-13 vs. NE											
12-20 at IND											
12-27 at TEN											
1-3 vs. JAC											
Totals	4	10	14	22	5	10	15	60	0	1	-1

TURNOVER / TAKEAWAY RESULTS

WEEK 14 • HOUSTON TEXANS vs. NEW ENGLAND PATRIOTS

TEXANS TAKEAWAY RESULTS

TEXANS TAKEAWAYS:

14 Total Takeaway (10 INT, 4 FUM)

- 1 INT resulted in 0 points for Houston at CAR on 9/20
- 1 INT resulted in 3 points for Houston vs. TB on 9/27
- 3 INT resulted in 7 points for Houston at JAX on 10/18
- 1 FUM resulted in 6 points for Houston at MIA on 10/25
- 1 INT, 2 FUM resulted in 6 points for Houston vs. TEN on 11/1
- 1 INT, 1 FUM resulted in 0 points for Houston at CIN on 11/17
- 2 INT resulted in 0 points for Houston vs. NYJ on 11/22
- 1 INT resulted in 0 points for Houston vs. NO on 11/29

2 First half takeaways (1 INT, 1 FUM)

- 1 INT resulted in 0 points for Houston at JAX on 10/18
- 1 FUM resulted in 3 points for Houston vs. TEN on 11/1

0 First quarter takeaways (0 INT, 0 FUM)

2 Second quarter takeaways (1 INT, 1 FUM)

- 1 INT resulted in 0 points for Houston at JAX on 10/18
- 1 FUM resulted in 3 points for Houston vs. TEN on 11/1

12 Second half takeaway (9 INT, 3 FUM)

- 1 INT resulted in 0 points for Houston at CAR on 9/20
- 1 INT resulted in 3 points for Houston vs. TB on 9/27
- 2 INT resulted in 7 points for Houston at JAX on 10/18
- 1 FUM resulted in 6 points for Houston at MIA on 10/25
- 1 INT, 1 FUM resulted in 3 points for Houston vs. TEN on 11/1
- 1 INT, 1 FUM resulted in 0 points for Houston at CIN on 11/17
- 2 INT resulted in 0 points for Houston vs. NYJ on 11/22
- 1 INT resulted in 0 points for Houston vs. NO on 11/29

3 Third quarter takeaways (2 INT, 1 FUM)

- 1 INT resulted in 3 points for Houston vs. TB on 9/27
- 1 FUM resulted in 6 points for Houston at MIA on 10/25
- 1 INT resulted in 0 points for Houston at CIN on 11/17

9 Fourth quarter takeaway (7 INT, 2 FUM)

- 1 INT resulted in 0 points for Houston at CAR on 9/20
- 2 INT resulted in 7 points for Houston at JAX on 10/18
- 1 INT, 1 FUM resulted in 3 points for Houston vs. TEN on 11/1
- 1 FUM resulted in 0 points for Houston at CIN on 11/17
- 2 INT resulted in 0 points for Houston vs. NYJ on 11/22
- 1 INT resulted in 0 points for Houston vs. NO on 11/29

TEXANS TURNOVER RESULTS

TEXANS TURNOVERS:

15 Total Giveaway (10 INT, 5 FUM)

- 1 INT, 1 FUM resulted in 14 points for Kansas City on 9/13
- 1 INT resulted in 7 points for Carolina on 9/20
- 1 INT resulted in 6 points for Tampa Bay on 9/27
- 1 INT, 3 FUM resulted in 20 points for Atlanta on 10/4
- 2 INT resulted in 3 points for Indianapolis on 10/8
- 1 INT resulted in 7 points for Miami on 10/25
- 1 INT resulted in 0 points for Cincinnati on 11/17
- 1 FUM resulted in 3 points for N.Y. Jets on 11/22
- 1 INT resulted in 0 points for New Orleans on 11/29
- 1 INT resulted in 0 points for Buffalo on 12/6

11 First half giveaways (7 INT, 4 FUM)

- 1 INT, 1 FUM resulted in 14 points for Kansas City on 9/13
- 1 INT resulted in 6 points for Tampa Bay on 9/27
- 1 INT, 2 FUM resulted in 14 points for Atlanta on 10/4
- 1 INT resulted in 3 points for Indianapolis on 10/8
- 1 INT resulted in 7 points for Miami on 10/25
- 1 INT resulted in 0 points for Cincinnati on 11/17
- 1 FUM resulted in 3 points for N.Y. Jets on 11/22
- 1 INT resulted in 0 points for New Orleans on 11/29

3 First quarter giveaways (3 INT, 0 FUM)

- 1 INT resulted in 7 points for Kansas City on 9/13
- 1 INT resulted in 7 points for Atlanta on 10/4
- 1 INT resulted in 3 points for Indianapolis on 10/8

8 Second quarter giveaways (4 INT, 4 FUM)

- 1 FUM resulted in 7 points for Kansas City on 9/13
- 1 INT resulted in 6 points for Tampa Bay on 9/27
- 2 FUM resulted in 7 points for Atlanta on 10/4
- 1 INT resulted in 7 points for Miami on 10/25
- 1 INT resulted in 0 points for Cincinnati on 11/17
- 1 FUM resulted in 3 points for N.Y. Jets on 11/22
- 1 INT resulted in 0 points for New Orleans on 11/29

4 Second half giveaway (3 INT, 1 FUM)

- 1 INT resulted in 7 points for Carolina on 9/20
- 1 FUM resulted in 6 points for Atlanta on 10/4
- 1 INT resulted in 0 points for Indianapolis on 10/8
- 1 INT resulted in 0 points for Buffalo on 12/6

0 Third quarter giveaways (0 INT, 0 FUM)

4 Fourth quarter giveaway (3 INT, 1 FUM)

- 1 INT resulted in 7 points for Carolina on 9/20
- 1 FUM resulted in 6 points for Atlanta on 10/4
- 1 INT resulted in 0 points for Indianapolis on 10/8
- 1 INT resulted in 0 points for Buffalo on 12/6

DRIVE CHARTS

Game 1 – September 13 vs. Kansas City

HOU Start	Plays	Yards	Last Scrm	Time	Result	KC Start	Plays	Yards	Last Scrm	Time	Result
HOU 7	1	0	HOU 7	0:10	Interception	KC 20	7	37	HOU 43	3:46	Punt
HOU 20	6	33	KC 47	1:42	Punt	HOU 13	2	13	HOU 10	0:42	Touchdown
HOU 20	8	80	KC 2	3:42	Touchdown	KC 17	8	83	HOU 42	4:12	Touchdown
HOU 20	3	3	HOU 23	1:34	Punt	KC 25	10	66	HOU 9	5:20	Field Goal
HOU 20	3	-13	HOU 20	1:19	Fumble	KC 48	5	22	HOU 30	2:32	Field Goal
HOU 20	3	1	HOU 21	0:57	Punt	HOU 7	1	7	HOU 7	0:06	Touchdown
HOU 20	11	64	KC 13	2:17	Field Goal	HOU 47	3	-1	HOU 45	1:32	Punt
HOU 20	4	23	HOU 43	1:24	Punt	KC 20	1	-1	KC 20	0:09	End Half
HOU 18	3	2	HOU 20	0:59	Punt	KC 20	3	9	KC 29	1:50	Punt
HOU 20	7	69	KC 11	2:11	Downs	KC 48	6	15	HOU 37	2:33	Punt
HOU 11	5	18	HOU 38	3:20	Punt	KC 11	5	25	KC 37	2:58	Punt
HOU 7	5	2	HOU 20	1:39	Punt	KC 29	7	24	HOU 43	4:53	Punt
HOU 41	6	59	KC 8	2:03	Touchdown	HOU 41	4	9	HOU 32	2:03	Missed Field Goal
HOU 23	10	48	KC 29	1:24	Field Goal	KC 20	6	24	KC 44	1:20	Punt
						50	2	-2	50	1:23	End Game

DRIVE CHARTS

WEEK 14 • HOUSTON TEXANS vs. NEW ENGLAND PATRIOTS

DRIVE CHARTS (CONT.)

Game 2 – September 20 at Carolina

HOU Start	Plays	Yards	Last Scrm	Time	Result	CAR Start	Plays	Yards	Last Scrm	Time	Result
HOU 28	3	-6	HOU 28	1:24	Punt	CAR 20	3	0	CAR 20	0:24	Punt
HOU 22	13	53	CAR 25	3:48	Field Goal	CAR 15	3	6	CAR 21	1:27	Punt
HOU 15	8	47	CAR 41	3:14	Downs	CAR 20	4	14	CAR 34	1:47	Punt
HOU 20	3	5	HOU 25	1:20	Punt	CAR 38	7	21	HOU 38	3:10	Punt
HOU 20	4	14	HOU 39	1:17	Punt	CAR 26	5	74	HOU 25	2:04	Touchdown
HOU 10	3	1	HOU 11	0:53	Punt	CAR 39	10	51	HOU 10	4:39	Field Goal
HOU 22	5	16	HOU 38	0:56	Punt	50	5	29	HOU 21	1:59	Interception
HOU 30	3	-4	HOU 30	0:36	Punt	CAR 14	3	3	CAR 17	0:27	Punt
HOU 20	13	80	CAR 7	6:31	Touchdown	CAR 9	2	14	CAR 20	0:35	End of Half
HOU 20	4	21	HOU 41	1:16	Punt	CAR 20	14	80	HOU 2	7:25	Touchdown
HOU 46	3	0	HOU 46	0:25	Punt	CAR 16	6	-1	CAR 28	3:02	Punt
HOU 32	2	-3	HOU 32	0:50	Interception	CAR 20	3	2	CAR 22	1:29	Punt
HOU 20	7	80	CAR 6	2:22	Touchdown	HOU 36	1	36	HOU 36	0:09	Touchdown
HOU 43	12	37	CAR 14	2:39	Downs	CAR 29	7	36	HOU 35	3:47	Blocked Field Goal
						CAR 20	1	-1	CAR 20	0:05	End of Game

Game 3 – September 27 vs. Tampa Bay

HOU Start	Plays	Yards	Last Scrm	Time	Result	TB Start	Plays	Yards	Last Scrm	Time	Result
HOU 20	6	18	HOU 38	2:32	Punt	TB 12	5	9	TB 26	3:35	Punt
HOU 36	10	64	TB 5	3:55	Touchdown	TB 20	4	24	TB 45	1:57	Punt
HOU 28	9	34	TB 38	3:46	Punt	TB 20	6	40	HOU 40	3:00	Field Goal
HOU 22	9	30	TB 34	5:24	Punt	TB 17	3	-2	TB 17	1:03	Punt
HOU 27	1	0	HOU 27	0:07	Interception	HOU 26	2	26	HOU 22	0:50	Touchdown
HOU 17	9	58	TB 25	2:20	Miss FG	TB 33	6	21	HOU 46	0:44	Punt
HOU 11	3	8	HOU 15	0:47	End of Half	TB 20	4	21	TB 41	1:07	Interception
HOU 45	5	34	TB 21	1:16	Field Goal	TB 20	5	21	TB 44	2:31	Punt
HOU 6	3	-2	HOU 6	0:52	Punt	HOU 44	5	21	HOU 23	1:57	Miss FG
HOU 31	5	13	50	2:50	Punt	TB 26	3	6	TB 32	1:04	Punt
HOU 16	9	40	TB 44	3:34	Punt	TB 15	9	70	HOU 15	3:53	Miss FG
HOU 23	5	77	TB 20	1:42	Touchdown	TB 21	3	5	TB 26	1:10	Punt
HOU 23	14	76	TB 1	6:52	Field Goal	TB 20	5	41	HOU 39	0:53	Miss FG
HOU 47	1	-1	HOU 47	0:19	End of Game						

Game 4 – October 4 at Atlanta

HOU Start	Plays	Yards	Last Scrm	Time	Result	ATL Start	Plays	Yards	Last Scrm	Time	Result
HOU 30	4	20	50	1:59	Interception	ATL 29	3	2	ATL 31	1:00	Punt
HOU 20	5	15	HOU 35	2:34	Punt	ATL 46	8	54	HOU 16	3:29	Touchdown
HOU 21	3	0	HOU 21	1:05	Punt	ATL 29	10	71	HOU 23	6:19	Touchdown
HOU 31	2	-7	HOU 31	0:16	Fumble	ATL 34	3	-8	ATL 34	0:54	Punt
HOU 20	6	20	HOU 40	2:53	Punt	ATL 18	11	82	HOU 3	6:20	Touchdown
HOU 20	1	19	HOU 20	0:09	Fumble	HOU 47	3	7	HOU 40	1:11	Punt
HOU 2	10	63	ATL 35	1:39	Miss FG	ATL 43	1	-1	ATL 43	0:12	End of Half
HOU 20	6	48	ATL 32	2:14	Downs	ATL 32	4	68	HOU 6	1:56	Touchdown
HOU 20	3	8	HOU 28	1:37	Punt	ATL 30	9	70	HOU 8	6:17	Touchdown
HOU 20	10	80	ATL 5	3:34	Touchdown	ATL 20	3	0	ATL 20	2:26	Punt
HOU 25	10	75	ATL 1	2:47	Touchdown	ATL 24	6	20	ATL 44	4:37	Punt
HOU 36	6	64	ATL 8	1:31	Touchdown	ATL 20	3	-2	ATL 20	1:11	Punt
HOU 46	10	38	ATL 9	1:50	Fumble						

Game 5 – October 8 vs. Indianapolis

HOU Start	Plays	Yards	Last Scrm	Time	Result	IND Start	Plays	Yards	Last Scrm	Time	Result
HOU 20	14	61	IND 19	6:27	Interception	IND 44	5	26	HOU 30	2:05	Field Goal
HOU 20	6	10	HOU 34	3:06	Punt	IND 40	6	60	HOU 4	2:00	Touchdown
HOU 20	5	20	HOU 40	2:44	Punt	IND 30	13	46	HOU 9	6:01	Field Goal
HOU 20	12	62	IND 15	5:29	Field Goal	IND 20	5	18	IND 38	0:52	Punt
HOU 5	9	95	IND 42	1:16	Touchdown	IND 44	4	56	HOU 3	1:58	Touchdown
HOU 20	3	1	HOU 27	2:19	Punt	IND 37	3	6	IND 43	1:35	Punt
HOU 10	10	90	IND 10	5:05	Touchdown	IND 20	14	80	HOU 1	8:35	Touchdown
HOU 20	8	49	IND 31	4:21	Field Goal	IND 20	5	8	IND 33	2:42	Punt
HOU 36	5	26	IND 38	1:40	Interception	IND 16	6	44	HOU 37	1:45	End of Game

DRIVE CHARTS

WEEK 14 • HOUSTON TEXANS vs. NEW ENGLAND PATRIOTS

DRIVE CHARTS (CONT.)

Game 6 – October 18 at Jacksonville

HOU Start	Plays	Yards	Last Scrm	Time	Result	JAX Start	Plays	Yards	Last Scrm	Time	Result
HOU 20	5	31	JAX 46	1:36	Punt	JAX 10	7	40	50	3:24	Punt
HOU 1	16	99	JAX 14	8:24	Touchdown	JAX 25	14	75	HOU 2	6:55	Touchdown
HOU 20	9	56	JAX 24	3:03	Field Goal	JAX 20	8	27	JAX 47	3:41	Punt
HOU 17	3	-2	HOU 25	1:14	Punt	JAX 40	9	50	HOU 10	1:34	Interception
HOU 3	1	-1	HOU 3	0:09	End of Half	JAX 25	3	6	JAX 31	1:49	Punt
HOU 25	7	32	JAX 43	3:53	Punt	JAX 20	6	29	JAX 49	3:03	Punt
HOU 20	10	32	JAX 45	4:38	Downs	JAX 48	4	52	HOU 29	1:32	Touchdown
HOU 19	9	81	JAX 9	3:45	Touchdown	JAX 20	3	-3	JAX 27	1:55	Punt
JAX 46	4	46	JAX 26	1:18	Touchdown	JAX 26	1	0	JAX 26	0:12	Interception
JAX 40	3	4	JAX 35	1:02	Punt	JAX 20	12	80	HOU 1	3:23	Touchdown
HOU 14	2	-2	HOU 14	1:00	End of Game	JAX 20	10	52	HOU 28	2:30	Interception

Game 7 – October 25 at Miami

HOU Start	Plays	Yards	Last Scrm	Time	Result	MIA Start	Plays	Yards	Last Scrm	Time	Result
HOU 42	3	-2	HOU 42	1:09	Punt	MIA 12	6	88	MIA 47	2:54	Touchdown
HOU 20	3	-3	HOU 22	1:23	Punt	MIA 28	3	9	MIA 37	1:42	Punt
HOU 10	3	7	HOU 17	0:52	Punt	50	1	50	50	0:15	Touchdown
HOU 20	3	-3	HOU 20	1:35	Punt	HOU 45	4	45	HOU 10	2:07	Touchdown
HOU 20	3	1	HOU 21	1:03	Punt	MIA 17	6	83	MIA 46	2:50	Touchdown
HOU 20	2	0	HOU 20	0:14	Interception	MIA 26	7	33	HOU 39	4:11	Punt
HOU 23	3	3	HOU 27	1:39	Punt	MIA 9	2	91	MIA 15	0:43	Touchdown
HOU 25	15	66	MIA 9	4:36	Downs	MIA 26	3	-2	MIA 38	1:03	End of Half
HOU 18	5	-4	HOU 40	1:44	Punt	MIA 25	3	3	MIA 28	2:04	Punt
HOU 24	6	15	HOU 39	2:27	Punt	MIA 20	3	9	MIA 28	1:17	Fumble
MIA 31	4	31	MIA 7	0:59	Touchdown	MIA 25	4	10	MIA 40	2:32	Punt
HOU 18	8	82	MIA 2	3:56	Touchdown	MIA 20	4	7	MIA 28	2:41	Punt
HOU 37	8	63	MIA 27	2:37	Touchdown	MIA 20	7	45	HOU 35	3:46	Field Goal
HOU 20	12	80	MIA 5	3:41	Touchdown	HOU 45	7	32	HOU 11	4:00	End of Game

Game 8 – November 1 vs. Tennessee

HOU Start	Plays	Yards	Last Scrm	Time	Result	TEN Start	Plays	Yards	Last Scrm	Time	Result
HOU 23	3	6	HOU 29	1:09	Punt	TEN 24	10	59	HOU 17	4:46	Field Goal
HOU 20	3	7	HOU 27	1:24	Punt	TEN 20	3	8	TEN 28	2:02	Punt
HOU 23	7	29	TEN 48	2:52	Punt	TEN 6	3	-1	TEN 7	2:15	Punt
HOU 46	5	54	TEN 21	1:28	Touchdown	TEN 9	3	5	TEN 14	1:49	Punt
TEN 24	4	4	TEN 20	2:21	Field Goal	TEN 20	4	31	HOU 49	1:58	Punt
HOU 34	5	18	TEN 48	4:13	Punt	HOU 28	3	-19	HOU 28	1:08	Punt
HOU 10	3	-5	HOU 13	1:44	Punt	TEN 25	5	13	TEN 45	3:30	Punt
HOU 11	2	-8	HOU 11	0:42	End of Half	TEN 30	6	44	HOU 26	3:09	Field Goal
HOU 7	5	14	HOU 25	2:27	Punt	TEN 28	7	22	HOU 42	3:46	Interception
HOU 20	6	80	TEN 42	2:16	Touchdown	TEN 11	1	-1	TEN 11	0:08	Fumble
TEN 47	3	2	TEN 45	0:55	Punt	TEN 20	4	19	TEN 48	2:45	Punt
TEN 10	4	4	TEN 6	1:16	Field Goal	TEN 25	8	32	HOU 43	2:41	Downs
HOU 20	5	7	HOU 33	2:30	Punt	TEN 24	3	14	TEN 34	1:02	End of Game
HOU 43	8	33	TEN 28	3:35	Downs						

Game 9 – November 16 at Cincinnati

HOU Start	Plays	Yards	Last Scrm	Time	Result	CIN Start	Plays	Yards	Last Scrm	Time	Result
HOU 22	3	3	HOU 25	1:32	Punt	CIN 21	5	18	CIN 39	3:12	Punt
HOU 17	3	-6	HOU 21	2:14	Punt	CIN 24	3	30	HOU 40	2:01	Punt
HOU 22	12	74	CIN 1	4:12	Field Goal	CIN 49	7	27	HOU 14	4:33	Field Goal
HOU 27	3	8	HOU 35	1:38	Punt	CIN 18	15	62	HOU 20	6:50	Field Goal
HOU 29	5	15	HOU 44	0:31	Interception	CIN 25	7	24	HOU 46	3:17	Punt
HOU 14	8	45	CIN 41	4:13	Punt	CIN 20	1	-5	CIN 20	0:38	Interception
HOU 29	7	25	CIN 40	4:38	Punt	CIN 9	5	11	CIN 26	3:10	Punt
HOU 21	9	79	CIN 22	3:01	Touchdown	CIN 12	3	8	CIN 20	1:27	Punt
HOU 39	3	4	HOU 43	1:07	Punt	CIN 22	3	-8	CIN 22	0:57	Punt
HOU 38	3	3	HOU 42	1:46	Punt	CIN 4	5	20	CIN 24	2:07	Punt
HOU 36	4	13	50	3:02	Punt	CIN 19	10	58	HOU 33	3:14	Fumble
HOU 22	2	-2	HOU 22	0:40	End of Game						

DRIVE CHARTS

WEEK 14 • HOUSTON TEXANS vs. NEW ENGLAND PATRIOTS

DRIVE CHARTS (CONT.)

Game 10 – November 22 vs. N.Y. Jets

HOU Start	Plays	Yards	Last Scrm	Time	Result	NYJ Start	Plays	Yards	Last Scrm	Time	Result
HOU 20	6	11	HOU 31	2:32	Punt	NYJ 24	7	27	HOU 44	4:35	Punt
HOU 20	16	78	NYJ 2	8:00	Field Goal	NYJ 23	3	2	NYJ 25	1:12	Punt
HOU 40	6	7	NYJ 44	3:21	Fumble	HOU 47	5	25	HOU 22	1:59	Field Goal
HOU 20	3	1	HOU 22	1:22	Punt	NYJ 38	3	3	NYJ 41	1:57	Punt
HOU 15	4	85	HOU 39	1:58	Touchdown	NYJ 39	3	-4	NYJ 47	1:20	Punt
HOU 18	8	26	HOU 44	1:38	Punt	NYJ 20	1	-1	NYJ 20	0:06	End of Half
HOU 46	3	5	NYJ 49	1:02	Punt	NYJ 18	3	0	NYJ 18	0:39	Punt
HOU 20	7	80	NYJ 21	3:32	Touchdown	NYJ 13	5	87	HOU 20	1:56	Touchdown
HOU 37	6	63	NYJ 20	2:49	Touchdown	NYJ 20	3	-1	NYJ 25	1:38	Punt
HOU 6	3	9	HOU 15	1:57	Punt	NYJ 20	8	38	HOU 27	3:47	Punt
HOU 23	3	5	HOU 28	1:42	Punt	NYJ 14	8	19	NYJ 38	3:47	Punt
HOU 20	3	4	HOU 24	1:12	Punt	NYJ 27	9	73	HOU 6	2:51	Touchdown
HOU 37	3	0	HOU 37	0:28	Punt	NYJ 41	4	5	NYJ 46	0:21	Interception
NYJ 14	3	-5	NYJ 14	1:52	End of Game	NYJ 20	2	9	NYJ 34	0:27	Interception

Game 11 – November 29 vs. New Orleans

HOU Start	Plays	Yards	Last Scrm	Time	Result	NO Start	Plays	Yards	Last Scrm	Time	Result
HOU 30	11	70	NO 10	6:06	Touchdown	NO 20	5	14	NO 34	1:57	Punt
50	7	50	NO 3	3:29	Touchdown	NO 20	3	-3	NO 20	1:59	Punt
HOU 16	4	26	HOU 42	2:03	Interception	NO 22	3	9	NO 31	1:29	Punt
HOU 11	3	4	HOU 17	1:29	Punt	NO 49	5	-3	HOU 41	2:36	Punt
HOU 23	7	27	50	4:00	Punt	HOU 48	6	36	HOU 12	2:21	Field Goal
HOU 21	3	5	HOU 24	1:12	End of Half	NO 20	8	41	HOU 39	1:19	Field Goal
HOU 20	6	80	NO 8	3:32	Touchdown	NO 20	4	6	NO 36	2:00	Punt
HOU 30	8	54	NO 16	3:23	Field Goal	NO 7	3	4	NO 11	1:35	Punt
NO 37	3	-6	NO 30	2:21	Punt	NO 20	10	64	HOU 16	4:58	Interception
50	6	-1	NO 39	3:05	Punt	NO 20	11	74	HOU 6	3:23	Downs
HOU 6	9	40	HOU 49	5:43	End of Game						

Game 12 – December 6 at Buffalo

HOU Start	Plays	Yards	Last Scrm	Time	Result	BUF Start	Plays	Yards	Last Scrm	Time	Result
HOU 23	3	1	HOU 24	1:47	Punt	BUF 47	7	53	HOU 3	3:36	Touchdown
HOU 20	11	80	BUF 8	5:39	Touchdown	BUF 29	9	71	HOU 8	4:05	Touchdown
HOU 20	7	27	BUF 43	3:59	Punt	BUF 19	3	0	BUF 19	1:49	Punt
HOU 40	10	60	BUF 11	5:08	Touchdown	BUF 29	7	71	HOU 2	3:27	Touchdown
HOU 20	1	-1	HOU 20	0:30	End of Half	BUF 16	3	8	BUF 24	1:40	Punt
HOU 32	5	19	BUF 49	2:24	Punt	BUF 5	6	8	BUF 16	3:10	Punt
HOU 43	6	13	BUF 37	3:43	Punt	BUF 9	7	59	HOU 32	3:32	Missed Field Goal
HOU 40	6	15	BUF 45	2:11	Punt	BUF 19	3	0	BUF 19	1:22	Punt
HOU 17	6	83	BUF 19	2:46	Touchdown	BUF 24	4	22	BUF 46	2:29	Punt
HOU 20	3	-1	HOU 20	1:48	Punt	BUF 45	3	4	BUF 49	1:17	Punt
HOU 6	3	4	HOU 10	1:05	Punt	BUF 35	4	65	HOU 40	0:40	Touchdown
HOU 20	4	0	HOU 20	0:20	Downs	HOU 20	4	2	HOU 18	1:00	Field Goal
HOU 20	6	52	BUF 28	0:33	Interception						

COACHES CHALLENGES

WEEK 14 • HOUSTON TEXANS vs. NEW ENGLAND PATRIOTS

CUMULATIVE CHALLENGE RESULTS

Category	Won	Lost
Completions (No Touchdown)	1	6
Interceptions	2	4
Fumbles	6	14
Spot	5	7
Number of Men on Field	0	1
ALL-TIME RECORD	22	48

CHALLENGE BY YEAR

Year	Won	Lost
2015	3	2
2014	1	4
2013	3	2
2012	1	2
2011	2	5
2010	2	2
2009	3	3
2008	1	4
2007	1	8
2006	3	5
2005	0	2
2004	1	6
2003	1	1
2002	0	2
ALL-TIME RECORD	22	48

YEARLY CHALLENGE SUMMARIES

Category	Won	Lost
Completions (TD)	0	0
Completions (No TD)	3	2
Interceptions	0	0
Fumbles	0	0
Number of Men on Field	0	0
Spot	0	0
2015 RECORD	3	2

CHALLENGE DESCRIPTION	
9/13/15 vs. KC (J. Maclin completion)	Won
9/13/15 vs. KC (D. Hopkins completion)	Won
9/27/15 vs. TB (M. Evans completion)	Won
9/27/15 vs. TB (L. Murphy completion)	Lost
11/22/15 vs. NYJ (E. Decker completion)	Lost

Category	Won	Lost
Completions (TD)	0	0
Completions (No TD)	1	3
Interceptions	0	0
Fumbles	0	1
Number of Men on Field	0	0
Spot	0	0
2014 RECORD	1	4

CHALLENGE DESCRIPTION	
9/7/14 vs. WAS (A. Morris fumble)	Lost
10/9/14 vs. IND (R. Wayne completion)	Won
10/20/14 at PIT (A. Brown completion)	Lost
12/21/14 vs. BAL (A. Johnson completion)	Lost
12/28/14 vs. JAX (A. Hurns completion)	Lost

Category	Won	Lost
Completions (TD)	0	0
Completions (No TD)	2	0
Interceptions	0	0
Fumbles	0	0
Number of Men on Field	0	0
Spot	1	2
2013 RECORD	3	2

CHALLENGE DESCRIPTION	
9/15/13 vs. TEN (Spot. After review, ruled safety)	Won
9/15/13 vs. TEN (M. Schaub pass to A. Johnson)	Won
9/22/13 at BAL (T. Smith catch on sideline)	Won
10/13/13 vs. STL (B. Tate goal line run)	Lost
11/24/13 vs. JAX (D. Johnson first down short of marker)	Lost

Category	Won	Lost
Completions (TD)	0	1
Completions (No TD)	0	0
Interceptions	0	0
Fumbles	0	0
Number of Men on Field	0	1
Spot	1	0
2012 RECORD	1	2

CHALLENGE DESCRIPTION	
9/9/12 vs. MIA (L. Jean catch in endzone)	Lost
9/30/12 vs. TEN (K. Martin first down short of marker)	Won
12/30/12 at IND (IND number men on field)	Lost

Category	Won	Lost
Completions (TD)	0	0
Completions (No TD)	0	3
Interceptions	1	0
Fumbles	1	2
Spot	0	0
2010 RECORD	2	5

CHALLENGE DESCRIPTION	
12/11/11 at CIN (A. Foster catch)	Lost
12/4/11 vs. ATL (T. Yates fumble)	Lost
11/13/11 at TB (A. Talib interception)	Won
11/6/11 vs. CLE (D. Ward fumble)	Won
10/30/11 vs. JAX (B. Tate fumble)	Lost
10/30/11 vs. JAX (K. Walter catch)	Lost
10/9/11 vs. OAK (J. Dreessen catch)	Lost

Category	Won	Lost
Completions (TD)	1	1
Completions (No TD)	1	0
Interceptions	0	0
Fumbles	0	1
Spot	0	0
2010 RECORD	2	2

CHALLENGE DESCRIPTION	
11/14/10 at JAX (K. Walter TD completion)	Won
10/3/10 at OAK (M. Bush fumble)	Lost
11/1/10 at IND (A. Gonzalez catch)	Won
12/13/10 vs. BAL (K. Walter TD completion)	Lost

Category	Won	Lost
Completions (TD)	0	1
Completions (No TD)	1	0
Interceptions	0	0
Fumbles	1	1
Spot	1	1
2009 RECORD	3	3

CHALLENGE DESCRIPTION	
9/27/09 vs. JAX (C. Brown fumble)	Lost
9/27/09 vs. JAX (E. Wilford TD. Marked ob at HST 2.)	Won
10/18/09 at CIN (S. Slaton fumble)	Won
11/29/09 vs. IND (A. Johnson catch)	Lost
12/6/09 at JAX (D. Anderson catch)	Won
12/20/09 at STL (K. Darby first down)	Lost

COACHES CHALLENGES

WEEK 14 • HOUSTON TEXANS vs. NEW ENGLAND PATRIOTS

2008		
Category	Won	Lost
Completions (TD)	0	0
Completions (No TD)	0	0
Interceptions	0	1
Fumbles	1	2
Spot	0	1
2008 RECORD	1	4

CHALLENGE DESCRIPTION

9/7/08 at PIT (M. Schaub fumble)	Lost
9/7/08 at PIT (Spot)	Lost
9/21/08 at TEN (M. Griffin interception)	Lost
12/14/08 vs. TEN (Ball touched on punt)	Lost
12/28/08 vs. CHI (S. Slaton fumble)	Won

2007		
Category	Won	Lost
Completions (TD)	0	0
Completions (No TD)	0	1
Interceptions	1	2
Fumbles	0	5
Spot	0	0
2007 RECORD	1	8

CHALLENGE DESCRIPTION

9/16/07 at CAR (K. Lucas interception)	Won
9/16/07 at CAR (O. Daniels fumble)	Lost
9/23/07 vs. IND (R. Boiman interception)	Lost
9/30/07 at ATL (J. Harrington pass complete to R.White)	Lost
10/14/07 at JAX (B. Williams interception)	Lost
10/21/07 vs. TEN (J. Jones fumble)	Lost
11/18/07 vs. NO (O. Daniels fumble)	Lost
11/25/07 at CLE (O. Daniels fumble)	Lost
12/13/07 vs. DEN (T. Scheffler fumble)	Lost

2006		
Category	Won	Lost
Completions (TD)	0	1
Completions (No TD)	0	3
Interceptions	0	0
Fumbles	2	0
Spot	1	1
2006 RECORD	3	5

CHALLENGE DESCRIPTION

9/10/06 vs. PHI (D. McNabb TD pass to D. Stallworth)	Lost
9/17/06 at IND (IND TD challenged; overturned)	Won
10/15/06 at DAL (Punt return fumble)	Won
11/5/06 at NYG (J. Feagles pass to J. Feely)	Lost
11/12/06 at JAX (S. Rosenfels incomplete pass to O. Daniels)	Lost
12/2/06 at OAK (Punt return marked ob at HST 38. After review marked ob at OAK 41)	Won
12/24/06 vs. IND (P. Manning pass to B. Utecht)	Lost
12/31/06 vs. CLE (C. Taylor 2 yard run)	Lost

2005		
Category	Won	Lost
Completions (TD)	0	0
Completions (No TD)	0	0
Interceptions	0	0
Fumbles	0	2
Spot	0	0
2005 RECORD	0	2

CHALLENGE DESCRIPTION

9/11/05 at BUF (D. Carr fumble)	Lost
10/2/05 at CIN (D. Carr fumble)	Lost

2004		
Category	Won	Lost
Completions (TD)	0	1
Completions (No TD)	0	3
Interceptions	0	0
Fumbles	1	0
Spot	0	2
2004 RECORD	1	6

CHALLENGE DESCRIPTION

9/12/04 vs. SD (D. Brees TD pass to E. Parker)	Lost
10/10/04 vs. MIN (spot)	Lost
11/7/04 at DEN (spot)	Lost
11/14/04 at IND (P. Manning pass to B. Stokley)	Lost
11/14/04 at IND (P. Manning pass to B. Stokley)	Lost
11/21/04 vs. GB (D. Carr pass to J. Gaffney)	Lost
12/12/04 vs. IND (P. Manning fumble)	Won

2003		
Category	Won	Lost
Completions (TD)	0	0
Completions (No TD)	0	1
Interceptions	0	0
Fumbles	0	0
Spot	1	0
2003 RECORD	1	1

CHALLENGE DESCRIPTION

10/19/03 vs. NYJ (V. Testaverde pass to S. Moss)	Lost
11/30/03 vs. ATL (spot)	Won

2002		
Category	Won	Lost
Completions (TD)	0	1
Completions (No TD)	0	0
Interceptions	0	1
Fumbles	0	0
Spot	0	0
2002 RECORD	0	2

CHALLENGE DESCRIPTION

9/22/02 vs. IND (P. Manning TD pass to R. Wayne)	Lost
11/30/02 vs. CIN (A. Hawkins interception)	Lost

WEEK 1 GAME SUMMARY

WEEK 14 • HOUSTON TEXANS vs. NEW ENGLAND PATRIOTS



WEEK 1: Houston 20 vs. Kansas City 27

71,776 • NRG Stadium • Houston, Texas • Sept. 13, 2015



GAME SUMMARY

The Texans fell to the Kansas City Chiefs 27-20 in the season opener at home.

After trailing by as many as 21, the Texans rallied back to within one score late in the game.

Two early turnovers, which included a fumble after a strip sack and an interception, proved costly for **Brian Hoyer**. The Chiefs capitalized on both, scoring 14 points and taking a 27-9 lead going into the lockerroom at halftime.

Ryan Mallett entered the game midway through fourth quarter, adding a touchdown and two-point conversion on his first series. He finished 8-of-14 for 98 yards, one touchdown, and a 102.7 passer rating.

The Texans were lead on defense by **J.J. Watt**, who had nine tackles, six tackles for loss, three quarterback hits and two sacks. **DeAndre Hopkins** caught 9 passes for 98 yards. He scored both Texans touchdowns and the two-point conversion. **Nate Washington** added six catches for 105 yards.

The Chiefs took an early 14-0 lead on two touchdown passes from **Alex Smith** to tight end **Travis Kelce**. The first score came two plays after Hoyer's pass was intercepted by rookie cornerback **Marcus Peters**, deep in Texans territory.

Hoyer and the Texans offense picked up steam late in the first quarter, moving the ball 80 yards in eight plays. Hoyer's first touchdown as a Texan was to Hopkins on a 4-yard pass in the right corner of the endzone. **Randy Bullock** failed to convert the extra point attempt. The Texans trailed 14-6 with 0:46 left in the first quarter.

The Chiefs added two field goals from 27 and 48 yards, respectively to extend their lead 20-6.

Hoyer's second turnover came with 5:09 left in the second quarter, as the Chiefs recovered a strip sack at the Houston 7-yard line. One play later, Kansas City found the endzone when **Jamaal Charles** scored on a short touchdown pass.

Hoyer orchestrated an 11-play, 64-yard scoring drive before the half, but the Texans had to settle for a field goal.

After a scoreless third quarter for both teams, Ryan Mallett entered the game with 6:10 left in the fourth quarter. On his first series, Mallett threw an 8-yard touchdown pass to DeAndre Hopkins after a 7-play, 59-yard drive. He also successfully converted the ensuing two-point play to Hopkins to cut the Chiefs lead to 10.

Bullock added his second field goal of the day after Mallett's second series in the game, a 47-yard kick. The Texans pulled within one score, down just 27-20 with 1:23 left in the game.

The Texans attempted an onside kick, but the Chiefs recovered and then ran out the clock.

SCORING

SCORE BY PERIODS	1	2	3	4	OT	Total
Kansas City Chiefs	14	13	0	0	-	27
Houston Texans	6	3	0	11	-	20

SCORING DRIVES

Team	Qtr	Time	Play Description (Extra Point) (Drive info)	KC	HOU
Chiefs	1	10:22	T.Kelce 10 yd. pass from A.Smith (C.Santos kick) (2-13, 0:42)	7	0
Chiefs	1	4:28	T.Kelce 42 yd. pass from A.Smith (C.Santos kick) (8-83, 4:12) 1	4	0
Texans	1	0:46	D.Hopkins 4 yd. pass from B.Hoyer (kick failed, wr) (8-80, 3:42)	14	6
Chiefs	2	10:26	C.Santos 27 yd. Field Goal (10-66, 5:20)	17	6
Chiefs	2	6:20	C.Santos 48 yd. Field Goal (5-22, 2:32)	20	6
Chiefs	2	4:55	J.Charles 7 yd. pass from A.Smith (C.Santos kick) (1-7, 0:06)	27	6
Texans	2	0:09	R.Bullock 34 yd. Field Goal (11-64, 2:17)	27	9
Texans	4	4:07	D.Hopkins 8 yd. pass from R.Mallett (R.Mallett-D.Hopkins pass) (6-59, 2:03)	27	17
Texans	4	1:23	R.Bullock 47 yd. Field Goal (10-48, 1:24)	27	20

TEAM STATISTICS

	CHIEFS	TEXANS
TOTAL FIRST DOWNS	19	24
THIRD DOWN EFFICIENCY	3-13-23.3%	3-14-21%
FOURTH DOWN EFFICIENCY	0-0-0%	0-1-0%
TOTAL NET YARDS	330	396
NET YARDS RUSHING	97	98
NET YARDS PASSING	233	298
PASS ATTEMPTS-COMPLETIONS-HAD INTERCEPTED	33-22-0	47-26-1
KICKOFFS Number-In End Zone-Touchbacks	6-6-6	5-4-3
PUNTS Number and Average	7-43.9	7-47.0
Net Punting Average	36.1	32.6
FGs - PATs Had Blocked	0-0	0-0
TOTAL RETURN YARDAGE (Not Including Kickoffs)	81	14
PENALTIES Number and Yards	2-25	6-39
FUMBLES Number and Lost	1-0	2-1
TOUCHDOWNS	3	2
EXTRA POINTS Made-Attempt	3-3	1-2
FIELD GOALS Made-Attempts	2-3	2-2
RED ZONE EFFICIENCY	2-3-67%	2-4-50%
GOAL TO GO EFFICIENCY	1-1-100%	2-2-100%
SAFETIES	0	0
TIME OF POSSESSION	35:19	24:41

INDIVIDUAL STATISTICS

RUSHING (Att-Yds): Houston, A. Blue 9-42, J. Grimes 6-28, C. Polk 5-22, R. Mallett 1-6. Kansas City, J. Charles 16-57, K. Davis 6-16, A. Smith 9-15, D. Thomas 1-9.

RECEIVING (Rec-Yds): Houston, D. Hopkins 9-98, N. Washington 6-105, C. Shorts 4-57, K. Mumfery 2-23, R. Griffin 1-18, C. Fiedorowicz 1-15, C. Polk 1-9, A. Blue 1-7, J. Grimes 1-2. Kansas City, T. Kelce 6-106, J. Maclin 5-52, J. Charles 5-46, A. Wilson 3-25, K. Davis 1-12, D. Thomas 1-2, A. Sherman 1-0.

SACKS (Sk-Yds): Houston, J. Watt 2-10. Kansas City, A. Bailey 2-10, J. Houston 1-9, D. Johnson 1-9, J. Howard 1-8.

INTERCEPTIONS (Int-Yds): Houston, none. Kansas City, M. Peters 1-0.

TACKLES (S-A-T): Houston, B. Cushing 6-4-10, J. Watt 9-0-9, K. Jackson 6-0-6, Q. Demps 4-1-5, J. Joseph 4-0-4, A. Dent 3-1-4, J. Clowney 3-1-4, J. Simon 2-2-4, J. Crick 3-0-3, R. Moore 1-2-3, W. Mercilus 1-1-2, K. Johnson 1-0-1, E. Pleasant 1-0-1, A. Bouye 1-0-1, A. Hal 1-0-1. Kansas City, D. Johnson 6-2-8, J. Fleming 7-0-7, H. Abdullah 6-1-7, M. Peters 5-2-7, J. Howard 2-3-5, J. Mauga 2-3-5, A. Bailey 3-1-4, R. Parker 2-2-4, J. Houston 3-0-3, T. Hali 2-1-3, E. Berry 2-0-2, D. Ford 2-0-2, D. Poe 1-1-2, T. Branch 0-1-1.

MISSED FIELD GOAL: Houston, none. Kansas City, C. Santos 51WL.

WEEK 1 GAME NOTES

WEEK 14 • HOUSTON TEXANS vs. NEW ENGLAND PATRIOTS

MISCELLANEOUS NOTES

- The following players were captains for the game: T Duane Brown, P Shane Lechler and DE J.J. Watt
- The following players were inactive for the game: S Lonnie Ballentine, RB Arian Foster, T Kendall Lamm, ILB Mike Mohamed, CB Jumal Rolle, G Xavier Su'a-Filo and OLB Carlos Thompson
- The following players were active but did not play in the game: T Chris Clark, WR Keshawn Martin and WR Jaelen Strong
- Houston won the toss and deferred. Kansas City elected to receive to start the game

THE TEXANS...

- Snapped their streak of five consecutive season-opening games won, which was the longest active streak in the NFL
- Are now 8-6 all-time in season openers, 3-4 against Kansas City and 12-14 against the AFC West
- Recorded 396 net yards of offense, their second-highest total in a season opener in team history
- Posted 24 first downs, their third-highest total in a season opener in team history
- Scored 20-or-more points in their eighth season opener in team history
- Converted 2-of-4 red zone opportunities and 2-of-2 goal-to-go chances
- Forced the Chiefs to punt on their opening drive of the game, as DE Jared Crick and OLB Whitney Mercilus each deflected passes
- Posted a scoring drive of eight plays and 80 yards in the first quarter, resulting in a 4-yard pass from QB Brian Hoyer to WR DeAndre Hopkins
- Drove 64 yards on 11 plays at the end of the first half, which resulted in a 34-yard field goal by K Randy Bullock
- Recorded 168 yards of total offense (118 passing, 50 rushing), 11 first downs and 11:41 time of possession in the first half
- Outscored the Chiefs, 11-0, in the second half. Also outgained Kansas City, 228-109, in total net yards (180-49 passing)
- Registered 111 net yards (91 passing, 20 rushing) and eight first downs on four total drives in the fourth quarter
- The Texans successfully challenged the ruling of a catch by the Chiefs in the third quarter and the call was overturned
- Houston successfully challenged the ruling of an incomplete pass from Hoyer to Hopkins in the third quarter, marking the first time since Sept. 15, 2013 (vs. Tennessee) that the team has successfully challenged two plays in one game
- Had a six-play, 44-yard scoring drive in the fourth quarter, capped by an 8-yard pass from QB Ryan Mallett to Hopkins

RB ALFRED BLUE

- Led the team with 42 rushing yards and passed Ahman Green (554) for the eighth-most career rushing yards in team history

K RANDY BULLOCK

- Scored six points on two made field goals from 34 and 47 yards

DE JARED CRICK

- Made three solo tackles and deflected a pass in the game

ILB BRIAN CUSHING

- Led the team with 10 tackles (six solo), which marked his 16th career double-digit tackle game and his highest single-game total since Sept. 21, 2014 at the New York Giants

RB JONATHAN GRIMES

- Logged a 21-yard rush, the longest for either team in the game
- Finished the game with 28 yards on six carries (4.7 avg.)

WR DeANDRE HOPKINS

- Scored 14 total points (two receiving touchdowns, one two-point conversion), which is the second-highest single-game total by a wide receiver in team history
- Led both teams with nine receptions for 98 yards (10.9 avg.) and two touchdowns
- Caught a 4-yard touchdown pass from QB Brian Hoyer, his first of the season and ninth of his career
- Caught a touchdown pass in his third consecutive home opener

- Recorded a touchdown reception in his eighth career game
- Passed Arian Foster (2,041) for the fourth-most career receiving yards in team history
- Extended his streak of consecutive regular season games started to 33, which ranks tied for fifth among all NFL wide receivers

QB BRIAN HOYER

- Completed 18-of-34 passes (52.9%) for 236 yards, one touchdown, one interception and a 72.7 passer rating
- Threw a 4-yard touchdown pass to WR DeAndre Hopkins in the first quarter, his first of the season and 20th of his career

P SHANE LECHLER

- Punted seven times for 329 yards (47.0 avg., 32.6 net) and pinned one inside the 20-yard line
- Extended his streak of consecutive regular season games played to 206, which leads all active NFL players

QB RYAN MALLET

- Entered the game in the fourth quarter and completed 4-of-6 passes for 42 yards, one touchdown and a 126.4 passer rating on his first drive
- Finished the game 8-of-13 for 98 yards, one touchdown and a 110.4 passer rating

OLB WHITNEY MERCILUS

- Posted two tackles and one pass defensed in the game

WR KEITH MUMPHERY

- Recorded his first career reception for six yards in the first quarter
- Returned four punts for 14 yards

WR CECIL SHORTS III

- In his debut with the Texans, caught four passes for 57 yards (14.3 avg.)

WR NATE WASHINGTON

- Caught six passes for a team-high 105 yards, marking the 10th 100-yard receiving game of his career
- Extended his streak of consecutive games played to 145, which leads all active NFL wide receivers

DE J.J. WATT

- Finished with nine tackles (all solo), including six for a loss and 2.0 sacks
- His six tackles for loss tied a single-game career-high (vs. Indianapolis, 12/16/12)
- His 2.0 sacks tied for the most in a season opener in franchise history (Mario Williams, three times, last vs. Indianapolis, 9/11/11)
- Tallied the 18th multiple-sack game of his career, which is the most in the NFL since 2011
- Registered his 58th career sack in the second quarter when he brought down Chiefs QB Alex Smith for a 9-yard loss
- Made his 59th career sack in the third quarter, bringing down Smith for a 1-yard loss
- Became the eighth player in team history to record 300 career tackles (304)
- Extended his streak of consecutive regular season games started to 65, which ranks second among all active NFL defensive ends
- Posted a sack in the fourth straight home opener (2012-15) of his career
- Recorded a sack in his sixth straight game dating back to 2014, which surpasses his previous career-long of five games (Weeks 6-11, 2014) and is the second-longest active streak in the NFL (Chiefs OLB Justin Houston, seven games)
- Notched his second straight multiple-sack game dating back to 2014, which is the second-longest streak of his career (three games, Weeks 13-15, 2014) and currently the longest active streak in the NFL
- Now has 59.0 sacks and 161 quarterback hits for his career, which is the most of any player since 2011

WEEK 2 GAME SUMMARY

WEEK 14 • HOUSTON TEXANS vs. NEW ENGLAND PATRIOTS



WEEK 2: Houston 17 at Carolina 24

73,254 • Bank of America Stadium • Charlotte, N.C. • Sept. 20, 2015



GAME SUMMARY

In their first road game of 2015, the Texans fell to Carolina 24-17 in a matchup that came down to the final seconds of regulation.

Dropped passes and a sluggish first half plagued the Texans offense in QB Ryan Mallett's first start of the season. Mallett finished the game 27-of-58 for 244 yards and added two touchdowns (one passing, one rushing) while throwing one interception.

The Texans offensive line was forced to reshuffle as starting left tackle Duane Brown was inactive. The unit then lost right tackle Jeff Adams to a knee injury during the game.

The defense held the Panthers to 10 points in the first half, but struggled to contain QB Cam Newton, who tossed two touchdowns and rushed for 76 yards and a score. S Rahim Moore nabbed the first takeaway of the season with an interception of Newton.

Houston's defense forced two three-and-outs to start the game. K Randy Bullock's 43-yard field goal in the first quarter put the first points on the board, giving the Texans a 3-0 lead.

Newton's 25-yard pass to Ted Ginn, Jr. gave the Panthers their first lead of the game early in the second quarter. A 28-yard field goal extended their lead on Carolina's following offensive series.

Moore's interception in the red zone kept the Panthers from adding to their lead in the second quarter. Moore returned the pick 17 yards and fumbled, but ILB Justin Tuggle recovered. The Texans took over at their own 22-yard line but were unable to convert the turnover into points.

Head Coach Bill O'Brien's squad trailed 10-3 at halftime.

Mallett and the Texans offense came out firing in the second half. He was 7-of-7 on his first touchdown drive of the day. The 13-play, 80-yard drive was capped by a Mallett-to-Garrett Graham strike at the back of the endzone. The 7-yard score featured Graham's one-handed catch, and tied the contest at 10-all.

Carolina fired back with its own 80-yard drive, punctuated by a two-yard leap into the endzone by Newton. The Panthers regained the lead 17-10.

Mallett's first interception in the fourth quarter, by A.J. Klein, led to Carolina points. One play after the Klein pick, Newton threw a 36-yard touchdown pass to Corey Brown. The Panthers took their biggest lead of the day, 24-10, with 8:53 left in the game.

Mallett bounced back on the next drive, throwing a 48-yard deep pass to WR Nate Washington to move into scoring range. On fourth-and-goal, Mallett's six-yard run brought the Texans within one score. Houston trailed 24-17 after the 7-play, 80-yard drive. The Panthers attempted a 53-yard field goal with 2:48 left in the game. DE Jared Crick blocked the attempt to give Houston possession on its 43-yard line.

The Texans moved the ball down to the Carolina 20-yard line during their final drive of the game but came up short on fourth down.

SCORING

SCORE BY PERIODS	1	2	3	4	OT	Total
Houston Texans	3	0	7	7	-	17
Carolina Panthers	0	10	7	7	-	24

SCORING DRIVES

Team	Qtr	Time	Play Description (Extra Point) (Drive info)	HOU	CAR
Texans	1	7:57	R.Bullock 43 yd. Field Goal (13-53, 3:48)	3	0
Panthers	2	11:22	T.Ginn 25 yd. pass from C.Newton (G.Gano kick) (5-74, 2:04)	3	7
Panthers	2	5:26	G.Gano 28 yd. Field Goal (10-51, 4:39)	3	10
Texans	3	8:29	G.Graham 7 yd. pass from R.Mallett (R.Bullock kick) (13-80, 6:31)	10	10
Panthers	3	1:04	C.Newton 2 yd. run (G.Gano kick) (14-80, 7:25)	10	17
Panthers	4	8:53	C.Brown 36 yd. pass from C.Newton (G.Gano kick) (1-36, 0:09)	10	24
Texans	4	6:31	R.Mallett 6 yd. run (R.Bullock kick) (7-80, 2:22)	17	24

TEAM STATISTICS

	TEXANS	PANTHERS
TOTAL FIRST DOWNS	21	25
THIRD DOWN EFFICIENCY	5-19-26%	4-13-31%
FOURTH DOWN EFFICIENCY	2-4-50%	0-0-0%
TOTAL NET YARDS	300	350
NET YARDS RUSHING	61	172
Total Rushing Plays	23	33
NET YARDS PASSING	239	178
PASS ATTEMPTS-COMPLETIONS-HAD INTERCEPTED	58-27-1	37-18-1
KICKOFFS Number-In End Zone-Touchbacks	4-4-3	5-5-4
PUNTS Number and Average	8-48.5	7-53.9
FGs - PATs Had Blocked	0-0	1-0
TOTAL RETURN YARDAGE (Not Including Kickoffs)	75	52
PENALTIES Number and Yards	10-70	10-92
FUMBLES Number and Lost	1-0	0-0
TOUCHDOWNS	2	3
EXTRA POINTS Made-Attempts	2-2	3-3
FIELD GOALS Made-Attempts	1-1	1-2
RED ZONE EFFICIENCY	2-3-67%	1-2-50%
GOAL TO GO EFFICIENCY	0-0-0%	1-1-100%
SAFETIES	0	0
FINAL SCORE	17	24
TIME OF POSSESSION	27:31	32:29

INDIVIDUAL LEADERS

RUSHING (Att-Yds): Houston, C. Polk 14-38, J. Grimes 2-7, A. Blue 5-6, R. Mallett 1-6, J. Prosch 1-4. Carolina, C. Newton 10-76, J. Stewart 17-62, M. Tolbert 5-31, F. Whittaker 1-3.

RECEIVING (Rec-Yds): Houston, J. Grimes 6-40, C. Shorts 6-34, D. Hopkins 5-53, N. Washington 3-63, C. Worthy 2-15, C. Polk 2-9, C. Fiedorowicz 1-19, G. Graham 1-7, A. Blue 1-4. Carolina G. Olsen 6-70, T. Ginn 4-41, C. Brown 3-57, M. Tolbert 2-4, D. Funchess 1-15, J. Colchery 1-11, J. Stewart 1-(-3).

SACKS (Sk-Yds): Houston, J. Watt 1-4, Q. Demps 0.5-6.5, E. Pleasant 0.5-6.5. Carolina D. Edwards 1-5.

INTERCEPTIONS (Int-Yds): Houston, R. Moore 1-17. Carolina A. Klein 1-8.

TACKLES (S-A-T): Houston, Q. Demps 2-6-8, B. Cushing 4-3-7, J. Crick 3-4-7, J. Watt 4-1-5, J. Joseph 4-1-5, J. Tuggle 3-1-4, K. Jackson 3-1-4, W. Mercilus 2-2-4, R. Moore 3-0-3, J. Clowney 2-0-2, K. Johnson 2-0-2, A. Dent 1-1-2, B. McKinney 1-1-2, V. Wilfork 0-2-2, E. Pleasant 0-1-1. Carolina, T. Davis 6-3-9, K. Coleman 5-4-9, R. Harper 5-1-6, B. Benwikere 4-2-6, J. Norman 4-1-5, S. Thompson 3-1-4, A. Klein 2-2-4, D. Edwards 2-1-3, C. Tillman 1-2-3, K. Short 0-3-3, K. Love 1-1-2, K. Ealy 0-2-2, C. Johnson 0-2-2, M. Addison 0-1-1, C. Cole 0-1-1, W. Horton 0-1-1.

MISSED FIELD GOAL: Houston, none. Carolina, G. Gano 53B.

WEEK 2 GAME NOTES

WEEK 14 • HOUSTON TEXANS vs. NEW ENGLAND PATRIOTS

MISCELLANEOUS NOTES

- The following players were captains for the game: C Ben Jones, CB Johnathan Joseph, P Shane Lechler and NT Vince Wilfork
- The following players were inactive for the game: T Oday Aboushi, S Lonnie Ballentine, T Duane Brown, RB Arian Foster, ILB Mike Mohamed, G Xavier Su'a-Filo and WR Jaelen Strong
- The following player was active but did not play in the game: QB Brian Hoyer
- Houston won the toss and deferred. Carolina elected to receive to start the game

THE TEXANS...

- Fell to 0-2 on the season for the first time since 2008, and 9-9 overall under Head Coach Bill O'Brien
- Dropped to 2-2 all-time against Carolina and 7-6 against the NFC South
- Recorded their first takeaway of the season on a S Rahim Moore interception in the second quarter
- Allowed zero third down conversions by the Panthers (0-of-6) in the first half and held Carolina to 4-of-13 (31%) for the game. Through two games, Texans opponents have only converted 7-of-26 (27%) third downs this season
- Totaled at least 300 net yards of offense for the second straight week
- Converted 2-of-3 (67%) red zone opportunities, bringing their total up to 4-of-7 (57%) for the year
- Held the Panthers to 41 net yards (34 rushing, 7 passing), three first downs, 6:34 time of possession and zero points in the first quarter
- Forced three-and-outs on Carolina's first two possessions and on four drives overall for the game
- Took a 3-0 lead on a 43-yard field goal from K Randy Bullock, following a 13-play drive in the first quarter, a season-high for the team
- Tied the game at 10 on a 13-play, 80-yard drive to open the second half, capped by a 7-yard touchdown pass from QB Ryan Mallett to TE Garrett Graham
- Registered a 7-play, 80-yard scoring drive in the fourth quarter, as Mallett ran for a touchdown on a 6-yard run

K RANDY BULLOCK

- Scored four total points after making one field goal and one PAT
- Made a 43-yard field goal in the first quarter to give the Texans their first lead of the season
- Tied Neil Rackers (59) for the second-most career field goals made in franchise history

OLB JADEVEON CLOWNEY

- Totaled two solo tackles and the first two passes defended of his career

DE JARED CRICK

- Tied for second on the team with a season-high seven tackles
- Blocked a 53-yard field goal attempt by the Panthers in the fourth quarter, the first of his career

ILB BRIAN CUSHING

- Tied for second on the team with seven tackles (four solo) and added one pass defended
- Deflected a pass on third down of Carolina's opening drive to force the Panthers to punt

S QUINTIN DEMPS

- Led the team with eight tackles (two solo) and a half-sack, his first sack since his rookie year with Philadelphia in 2008

TE GARRETT GRAHAM

- Caught a 7-yard touchdown pass from QB Ryan Mallett in the third quarter, the 10th of his career and first since he hauled in a 20-yard touchdown from Mallett at Cleveland (11/16/14)

RB JONATHAN GRIMES

- Tied for the team lead with six catches for 40 yards
- His reception total tied a single-game career-high (12/29/13 at TEN), while his seven catches on the year are a single-season career-high

WR DeANDRE HOPKINS

- Caught a pass in his 34th consecutive game and finished with five receptions for 53 yards

- Extended his streak of consecutive games started to 34, which ranks tied for third among active NFL wide receivers

P SHANE LECHLER

- Punted eight times for 388 yards (48.5 avg., 43.0 net), including a long of 60 yards, and three pinned inside the 20-yard line
- His punts inside the 20-yard line total marked a single-game season-high
- Extended his streak of games pinning at least one punt inside the 20-yard line to six, dating back to 2014
- His punt total tied for the 11th-most by a Texans player in team history and his yardage total also ranked 11th
- Extended his streak of consecutive games played to 207, which leads all active NFL players

QB RYAN MALLET

- Completed 27-of-58 passes for 244 yards, one touchdown, one interception and a 57.0 passer rating
- Recorded the second-most passing attempts in a game in team history (62, Matt Schaub vs. Baltimore, 12/13/10)
- His completions, attempts and yardage totals all marked single-game career highs
- Threw a 7-yard touchdown pass to TE Garrett Graham to tie the game at 10 in the third quarter. Went 7-of-7 for 57 yards, a touchdown and a 140.2 passer rating on the scoring drive
- Completed a career-long pass of 48 yards to WR Nate Washington in the fourth quarter
- Scored his first career rushing touchdown on a 6-yard run in the fourth quarter, which brought the game within one possession

ILB BENARDRICK McKINNEY

- Tallied the first two tackles, including one for loss, of his career

S RAHIM MOORE

- Registered his ninth career interception when he picked off Panthers QB Cam Newton in the second quarter
- The interception was the first takeaway for the Texans this season

WR KEITH MUMPHERY

- Returned six punts for a single-game career-high 58 yards (9.7 avg.)
- Totaled the most punt return yards for the Texans since WR Keshaun Martin posted 70 against Denver on 12/22/13

S EDDIE PLEASANT

- Split a sack with S Quintin Demps, the first of his career

FB JAY PROSCH

- Recorded his first career rushing attempt, which went for four yards and a first down on third-and-1 in the first quarter

WR NATE WASHINGTON

- Caught a 48-yard pass from QB Ryan Mallett in the fourth quarter, his longest catch of the season
- Finished the game with three receptions for 63 yards
- Extended his streak of consecutive games played to 146, which leads all active NFL wide receivers

DE J.J. WATT

- Recorded his 60th career sack in his 66th career game, which is the second-fastest in NFL history behind only Reggie White who accomplished the feat in his 47th game
- Extended his streak of consecutive games with a sack to seven, which is the second-longest active streak in the NFL (Chiefs LB Justin Houston, eight games)
- Contributed with five tackles (four solo), 1.0 sack, one tackle for loss, two passes defended and two quarterback hits
- Extended his streak of consecutive games started to 66, which ranks third among active NFL defensive ends

WR CHANDLER WORTHY

- Returned his first career kickoff for 27 yards in the second quarter

WEEK 3 GAME SUMMARY

WEEK 14 • HOUSTON TEXANS vs. NEW ENGLAND PATRIOTS



WEEK 3: Houston 19 vs. Tampa Bay 9 71,718 • NRG Stadium • Houston, Texas • Sept. 27, 2015



GAME SUMMARY

The Houston Texans picked up their first win of 2015 with a 19-9 victory over Tampa Bay.

Both **Alfred Blue** and **DeAndre Hopkins** had 100-yard performances as the Texans put up over 400 yards of offense. **Ryan Mallett** was 24-of-39 for 228 yards, with one touchdown and one interception in his second start of the year.

The Texans aimed for a faster start to Week 3 and accomplished it with an early 7-0 lead. Hopkins led the receivers with eight catches for 101 yards and a score.

Injuries continued to plague the offensive line. Already without starting left tackle **Duane Brown**, right guard **Brandon Brooks** left in the second quarter with an ankle injury and did not return. The reshuffled unit still paved the way for 187 yards rushing on the day.

Blue rumbled for 139 yards and a touchdown. It was the second 100-yard rushing performance for Blue in his career.

The Texans defense added one takeaway with an interception of Jameis Winston and held Tampa Bay to just one third-down conversion on 12 attempts.

Tampa Bay's first score of the day was a 58-yard field goal in the second quarter. Kyle Brindza missed two subsequent field goals from 32 and 33 yards, as well as an extra point attempt.

The Buccaneers got on the scoreboard late in the first half. Following a Mallett interception, Tampa Bay took over at the Houston 26-yard line. Two plays later, Charles Sims scored on a 32-yard catch-and-run from Winston. Tampa Bay missed the ensuing extra point as they took a 9-7 lead with 3:51 remaining in the first half.

Late in the second quarter, Bullock missed a 43-yard field goal when his kick hit the right upright. The Texans trailed 9-7 at halftime.

Winston threw his first interception of the day just four plays into the third quarter. **Quintin Demps** picked off the pass, intended for Mike Evans, to set up the Texans scoring drive. Bullock added a 39-yard field goal as Houston regained a 10-9 lead with 12:37 left in the third quarter.

Mallett led the Texans on a fourth-quarter scoring drive that began with a 30-yard completion to Hopkins. Blue scored his first touchdown of the season on a 20-yard run to cap off a five-play, 80-yard drive. Bullock's extra point attempt was wide right, and Houston led 16-9 with 9:14 left in the game.

Later, the Texans took up 6:52 of the fourth quarter with a 14-play, 76-yard scoring drive. Bullock added a 19-yard field goal as Houston won 19-9.

The Texans improve to 1-2 on the season and will travel to Atlanta in Week 4.

SCORING

SCORE BY PERIODS	1	2	3	4	OT	Total
Tampa Bay Buccaneers	0	9	0	0	-	9
Houston Texans	7	0	3	9	-	19

SCORING DRIVES

Team	Qtr	Time	Play Description (Extra Point) (Drive info)	TB	HOU
Texans	1	4:58	D.Hopkins 5 yd. pass from R.Mallett (R.Bullock kick) (10-64, 3:55)	0	7
Bucs	2	11:15	K.Brindza 58 yd. Field Goal (6-40, 3:00)	3	7
Bucs	2	3:51	C.Sims 32 yd. pass from J.Winston (kick failed, hru) (2-26, 0:50)	9	7
Texans	3	12:37	R.Bullock 39 yd. Field Goal (5-34, 1:16)	9	10
Texans	4	9:14	A.Blue 20 yd. run (kick failed, wr) (5-77, 1:42)	9	16
Texans	4	1:12	R.Bullock 19 yd. Field Goal (14-76, 6:52)	9	19

TEAM STATISTICS

	BUCCANEERS	TEXANS
TOTAL FIRST DOWNS	14	30
THIRD DOWN EFFICIENCY	1-12-8%	8-18-44%
FOURTH DOWN EFFICIENCY	0-0-0%	0-0-0%
TOTAL NET YARDS	318	413
NET YARDS RUSHING	57	186
Total Rushing Plays	20	46
NET YARDS PASSING	261	227
PASS ATTEMPTS-COMPLETIONS-HAD INTERCEPTED	36-17-1	39-24-1
KICKOFFS Number-In End Zone-Touchbacks	3-3-1	5-5-4
PUNTS Number and Average	7-44.6	6-44.3
FGs - PATs Had Blocked	0-0	0-0
TOTAL RETURN YARDAGE (Not Including Kickoffs)	48	17
PENALTIES Number and Yards	10-84	6-58
FUMBLES Number and Lost	2-0	2-0
TOUCHDOWNS	1	2
EXTRA POINTS Made-Attempts	0-1	1-2
FIELD GOALS Made-Attempts	1-4	2-3
RED ZONE EFFICIENCY	0-1-0%	1-2-50%
GOAL TO GO EFFICIENCY	0-0-0%	1-2-50%
SAFETIES	0	0
FINAL SCORE	9	19
TIME OF POSSESSION	23:44	36:16

INDIVIDUAL LEADERS

RUSHING (Att-Yds): Houston, A. Blue 31-139, J. Prosch 3-24, J. Grimes 6-19, C. Polk 5-5, R. Mallett 1--1. Tampa Bay, D. Martin 14-46, C. Sims 6-11.

RECEIVING (Rec-Yds): Houston, D. Hopkins 8-101, C. Shorts 6-58, N. Washington 4-42, J. Grimes 4-19, G. Graham 1-9, C. Worthy 1--1. Tampa Bay, M. Evans 7-101, L. Murphy 3-61, B. Myers 3-18, C. Sims 2-41, V. Jackson 2-40.

SACKS (Sk-Yds): Houston, none. Tampa Bay, H. Melton (1-1).

INTERCEPTIONS (Int-Yds): Houston, Q. Demps 1-0. Tampa Bay, K. Alexander 1-0.

TACKLES (S-A-T): Houston, K. Jackson 6-0-6, B. Cushing 3-2-5, J. Watt 2-3-5, Q. Demps 4-0-4, J. Joseph 2-1-3, K. Johnson 2-1-3, J. Tuggle 2-0-2, R. Moore 2-0-2, J. Clowney 1-1-2, B. McKinney 1-1-2, E. Pleasant 1-1-2, W. Mercilus 1-1-2, V. Wilfork 0-2-2, J. Crick 1-0-1, C. Covington 1-0-1, J. Simon 1-0-1. Tampa Bay, L. David 3-11-14, K. Alexander 5-5-10, C. Conte 7-2-9, S. Moore 4-5-9, B. McDougald 3-6-9, C. McDonald 4-4-8, D. Swearingen 4-2-6, T. Jennings 4-1-5, J. Smith 4-1-5, W. Gholston 2-2-4, B. Carter 2-1-3, H. Melton 1-2-3, M. Jenkins 2-0-2, G. Johnson 2-0-2, G. McCoy 1-1-2, T. McDaniel 1-1-2, J. Banks 0-2-2, A. Verner 1-0-1, K. Tandy 0-1-1.

MISSED FIELD GOALS: Houston, R. Bullock 43. Tampa Bay, K. Brindza 41, 33, 57.

WEEK 3 GAME NOTES

WEEK 14 • HOUSTON TEXANS vs. NEW ENGLAND PATRIOTS

MISCELLANEOUS NOTES

- The following players were inactive for today's game: S Lonnie Ballentine, T Duane Brown, RB Arian Foster, ILB Mike Mohamed, G Xavier Su'a-Filo and WR Jaelen Strong
- The following player was active but did not play in the game: QB Brian Hoyer
- The following players were captains for today's game: ILB Brian Cushing, WR DeAndre Hopkins, CB Kareem Jackson and P Shane Lechler
- Tampa Bay won the toss and deferred. Houston elected to receive to start the game

THE TEXANS...

- Improved their record to 1-2 on the season and 10-9 under Head Coach Bill O'Brien (2014-15). O'Brien became the fastest head coach in Texans history to reach 10 victories with the team, doing it in his 19th game
- Improved to 89-122 all-time in the regular season, 52-54 at home, 22-32 against NFC opponents and 8-6 against the NFC South division
- Won their third consecutive game against the Buccaneers, improving their record in the all-time series to 3-1 overall and 2-0 at home
- Registered 413 net yards of offense, their highest total since Nov. 30, 2014 against Tennessee (457 net yards)
- Rushed for 186 net yards, the team's highest total since Nov. 16, 2014 at Cleveland (213 rushing yards)
- Had a 100-yard rusher and receiver for the first time since Oct. 20, 2014 at Pittsburgh
- Held the Buccaneers to a season-low 1-of-12 (8%) on third down, marking their eighth consecutive game in which opponents have converted one-third or less of their third down conversions. Houston's opponents have now only converted 8-of-38 third down opportunities (21.1%) on the year
- Controlled the ball for 36:16 time of possession, a season-high
- Have now totaled 144 passing attempts this year, the most for the team through the first three games of a season
- Posted their second straight game with an interception after S Quintin Demps picked off QB Jameis Winston in the third quarter
- Were successful on their third consecutive challenge of the year after challenging the ruling of a completed catch in the third quarter
- Lost their first challenge of the year after challenging the ruling of a completed catch in the fourth quarter
- Limited the Buccaneers to 148 net yards, six first downs, 1-of-6 (17%) on third down and 11:10 time of possession in the first half
- Did not allow any points in the first quarter for the second consecutive game
- Held the Buccaneers to 53 net yards, two first downs, no points, no third down conversions and 5:32 time of possession in the first quarter
- Took a 7-0 lead in the first quarter after QB Ryan Mallett found WR DeAndre Hopkins in the end zone for a 5-yard touchdown. The scoring drive lasted 10 plays, 64 yards and 3:55 time of possession
- Scored their second touchdown of the day and took a 16-9 lead in the fourth quarter on a five-play, 77-yard scoring drive that lasted 1:42
- Racked up a total of 106 net yards, nine first downs and 9:27 time of possession, while converting 3-of-4 (75%) third downs in the first quarter

G/T ODAY ABOUSHI

- Made his first start for the Texans at left guard

RB ALFRED BLUE

- Recorded the second-most rushing attempts (31) and rushing yards (139) in a single game of his career
- Posted the second 100-yard rushing game of his career and first since Nov. 16, 2014 at Cleveland
- Scored his first rushing touchdown of the season and third of his career on a 20-yard run in the fourth quarter. It marked the longest rushing touchdown of his career

K RANDY BULLOCK

- Scored seven points on two made field goals and one made PAT
- Passed Neil Rackers (59) for the second-most career field goals made in team history
- Made a 39-yard field goal in the third quarter to give the Texans a

10-9 lead

- Kicked a 19-yard field goal through the uprights in the fourth quarter to give the Texans a 19-9 lead and make it a two-possession game

DE JARED CRICK

- Tied a single-game career-high with two quarterback hits

S QUINTIN DEMPS

- Picked off QB Jameis Winston in the third quarter, his first interception of the year and 12th of his career
- He now has nine interceptions since 2013, which is tied for the third-most in the NFL by a safety during that span
- Returned two kickoffs for 46 yards (23.0 avg.)

WR DeANDRE HOPKINS

- Caught his third touchdown of the season and 11th of his career on a 5-yard pass from QB Ryan Mallett in the first quarter
- Led the team with eight receptions for 101 yards (12.6 avg.) and a touchdown
- Notched his first 100-yard receiving game of the season and sixth of his career
- Now has three receiving touchdowns this season, which is tied for the most by a Texans player through the first three games of a season
- Tied Jacoby Jones (11) for the seventh-most career touchdown receptions in team history
- Started and recorded a reception in the 35th consecutive game of his career

CB KAREEM JACKSON

- Posted a team-high six solo tackles, which ties his season-high of six in Week 1 against Kansas City (9/13)

CB JOHNATHAN JOSEPH

- Tied a single-game career-high with five passes defended. It matches his highest total since Nov. 8, 2009 against Baltimore
- Also had three tackles, including two solo stops

P SHANE LECHLER

- Punted six times for 266 yards (44.3 avg., 33.0 net), including a long of 54 yards, and pinned three inside the 20-yard line
- Pinned three punts inside the 20-yard line for the second straight game

QB RYAN MALLET

- Completed 24-of-39 passes for 228 yards, one touchdown, one interception and a 75.6 passer rating
- His 61.5 completion percentage tied a single-game season-high, as he also had the same mark in Week 1 against Kansas City (9/13)
- Threw a touchdown pass in his third consecutive game when he found WR DeAndre Hopkins for a 5-yard score in the first quarter. The touchdown was his third of the season, a single-season career-high, and the fifth of his career. Completed 5-of-6 passes for 47 yards on the drive

FB JAY PROSCH

- Totaled 24 yards on three carries (8.0 avg.)
- Registered a 16-yard rush in the fourth quarter, a career-long

WR CECIL SHORTS III

- Caught six passes for 58 yards
- His reception total tied a single-game season-high, while his 58 yards are the most he's recorded in 2015

WR NATE WASHINGTON

- Tied for third on the team with four catches for 42 yards

DE J.J. WATT

- Tied for second on the team with five tackles (two solo). Also added one tackle for loss and a team-leading three quarterback hits
- It marked his eighth consecutive game with multiple quarterback hits

WEEK 4 GAME SUMMARY

WEEK 14 • HOUSTON TEXANS vs. NEW ENGLAND PATRIOTS



WEEK 4: Houston 21 at Atlanta 48

69,904 • Georgia Dome • Atlanta, Ga. • Oct. 4, 2015



GAME SUMMARY

The Texans fell, 48-21, to the Atlanta Falcons after trailing by as many as 42 points at the Georgia Dome. Despite RB **Arian Foster**'s return to the starting lineup, the Texans offense struggled mightily until later in the third quarter, when QB **Brian Hoyer** entered the game. Houston scored 21 straight points in the fourth quarter when Hoyer led the team on three consecutive scoring drives.

QB **Ryan Mallett** completed 12-of-27 for 150 yards and one interception before his exit. Hoyer was 17-of-30 for 232 yards and threw touchdown passes to TE **C.J. Fiedorowicz** and WR **Cecil Shorts III**. WR **DeAndre Hopkins** led the receivers with nine catches for 157 yards.

DEs **J.J. Watt** and **Jared Crick** each had a sack on Falcons QB **Matt Ryan**. The Texans defense also had three passes defended, courtesy of OLB **Jadeveon Clowney** and a pair from Watt.

Three first-half turnovers resulted in three Atlanta touchdowns. The Falcons scored 28 unanswered points before halftime while the Texans got within scoring range just once, but K **Nick Novak** missed the 53-yard field goal.

Houston's defense couldn't contain Falcons RB **Devonta Freeman**, who found the endzone three times. Ryan was 19-of-27 for 256 yards and one touchdown. Ryan left the game early in the fourth quarter after Atlanta pull out to a 35-point lead. QB **Sean Renfree** finished the remainder of the game under center for the Falcons.

Mallett's first pass of the game was a 15-yard completion to Foster but three plays later, a batted ball resulted in an interception. The Falcons took an early 7-0 lead in the first quarter when Freeman scored on a 16-yard touchdown run.

Freeman's second touchdown of the day, on a 23-yard run, came early in the second quarter, giving Atlanta a 14-0 lead with 14:39 left in the second quarter.

Minutes later, a Foster fumble resulted in a defensive touchdown and Ryan added his first touchdown pass of the day on a pass to WR **Leonard Hankerson**. Houston quickly fell into a 28-0 hole by halftime.

The Texans didn't fare much better in the third quarter. Atlanta added two more offensive touchdowns in the third quarter and Mallett exited the game soon after.

Hoyer, who entered the game with 2:56 left in the third quarter, threw a 5-yard touchdown pass to Fiedorowicz on his first series to put Houston on the scoreboard. Hoyer's deep 42-yard pass to Shorts, had Houston at the goal line on the following drive. RB **Chris Polk** added the second touchdown of the day, and his first as a Texan, on the touchdown run that capped off a 10-play, 75-yard drive. Texans chipped away at the Falcons' lead, down 42-14 with 9:09 left in the game.

Hoyer connected with Shorts for his second touchdown pass of the day with 3:01 left in the game. With just 0:01 remaining, the Texans were in the red zone looking to score again, but Atlanta forced a fumble on Shorts and scored on an 84-yard return.

With the loss, the Texans fall to 1-3 and will next face the Indianapolis Colts on Thursday night.

SCORING

SCORE BY PERIODS	1	2	3	4	OT	Total
Houston Texans	0	0	0	21	-	21
Atlanta Falcons	7	21	14	6	-	48

SCORING DRIVES

Team	Qtr	Time	Play Description (Extra Point) (Drive info)	HOU	ATL
Falcons	1	8:32	D.Freeman 16 yd. run (M.Bryant kick) (8-54, 3:29)	0	7
Falcons	2	14:39	D.Freeman 23 yd. run (M.Bryant kick) (10-71, 6:19)	0	14
Falcons	2	12:24	D.Trufant 24 yd. fumble return (M.Bryant kick)	0	21
Falcons	2	3:11	L.Hankerson 3 yd. pass from M.Ryan (M.Bryant kick) (11-82, 6:20)	0	28
Falcons	3	10:50	D.Freeman 6 yd. run (M.Bryant kick) (4-68, 1:56)	0	35
Falcons	3	2:56	T.Ward 8 yd. run (M.Bryant kick) (9-70, 6:17)	0	42
Texans	4	14:22	C.Fiedorowicz 5 yd. pass from B.Hoyer (N.Novak kick) (10-80, 3:34)	7	42
Texans	4	9:09	C.Polk 1 yd. run (N.Novak kick) (10-75, 2:47)	14	42
Texans	4	3:01	C.Shorts 8 yd. pass from B.Hoyer (N.Novak kick) (6-64, 1:31)	21	42
Falcons	4	0:00	N.Stupar 84 yd. fumble return (run failed)	21	48

TEAM STATISTICS

	TEXANS	FALCONS
TOTAL FIRST DOWNS	24	22
THIRD DOWN EFFICIENCY	7-15-47%	9-16-56%
FOURTH DOWN EFFICIENCY	0-2-0%	1-1-100%
TOTAL NET YARDS	428	378
NET YARDS RUSHING	54	135
NET YARDS PASSING	374	243
PASS ATTEMPTS-COMPLETIONS-HAD INTERCEPTED	57-29-1	27-19-0
KICKOFFS Number-In End Zone-Touchbacks	4-3-2	7-7-4
PUNTS Number and Average	4-48.5	6-47.7
TOTAL RETURN YARDAGE (Not Including Kickoffs)	40	28
PENALTIES Number and Yards	5-35	10-80
FUMBLES Number and Lost	3-3	0-0
TOUCHDOWNS	3	7
EXTRA POINTS Made-Attempts	3-3	6-7
FIELD GOALS Made-Attempts	0-1	0-0
RED ZONE EFFICIENCY	3-4-75%	4-4-100%
GOAL TO GO EFFICIENCY	2-3-67%	1-1-100%
SAFETIES	0	0
FINAL SCORE	21	48
TIME OF POSSESSION	24:08	35:52

INDIVIDUAL LEADERS

PASSING (Att-Comp-Yds): Houston, B. Hoyer 30-17-232, R. Mallett 27-12-150. Atlanta, M. Ryan 27-19-256.

RUSHING (Att-Yds): Houston, C. Polk 3-27, A. Blue 6-17, A. Foster 8-10. Atlanta, T. Ward 19-72, D. Freeman 14-68, M. Ryan 1-(-1), S. Renfree 1-(-4).

RECEIVING (Rec-Yds): Houston, D. Hopkins 9-157, C. Shorts 6-87, K. Mumphery 4-56, C. Fiedorowicz 3-28, A. Foster 3-25, C. Polk 3-23, G. Graham 1-6. Atlanta L. Hankerson 6-103, D. Freeman 5-81, J. Jones 4-38, R. White 2-8, T. Ward 1-18, N. Williams 1-8.

SACKS (Sk-Yds): Houston, J. Crick 1-5, J. Watt 1-8. Atlanta, R. Hageman 1-8.

INTERCEPTIONS (Int-Yds): Houston, none. Atlanta, J. Babineaux 1-(-1).

TACKLES (S-A-T): Houston, B. Cushing 7-4-11, K. Johnson 5-0-5, J. Crick 4-1-5, K. Jackson 4-1-5, J. Watt 3-1-4, J. Simon 2-2-4, B. McKinney 2-1-3, D. Morris 2-1-3, J. Tuggle 1-2-3, W. Mercilus 2-0-2, J. Joseph 2-0-2, J. Clowney 1-1-2, V. Wilfork 1-1-2, Q. Demps 1-1-2, R. Moore 1-1-2, A. Bouye 1-0-1, E. Pleasant 1-0-1, A. Hal 1-0-1, C. Covington 0-1-1. Atlanta, A. Bradford 4-1-5, R. Therezie 3-2-5, W. Moore 4-0-4, P. Adams 4-0-4, P. Worilow 3-1-4, K. Ishmael 2-2-4, N. Stupar 3-0-3, J. Bartu 2-1-3, K. Biermann 2-0-2, D. Trufant 2-0-2, B. Reed 2-0-2, R. Hageman 1-1-2, V. Beasley 1-0-1, R. Alford 1-0-1, J. Babineaux 1-0-1, P. DiMarco 1-0-1, G. Jarrett 1-0-1, D. Southward 1-0-1.

MISSED FIELD GOALS: Houston, N. Novak 53SH. Atlanta, none.

WEEK 4 GAME NOTES

WEEK 14 • HOUSTON TEXANS vs. NEW ENGLAND PATRIOTS

MISCELLANEOUS NOTES

- The following players were inactive for the game: S **Lonnie Ballentine**, OLB **Kourtnei Brown**, ILB **Akeem Dent**, RB **Jonathan Grimes**, C **Greg Mancz**, WR **Jaelen Strong** and WR **Chandler Worthy**
- The following players were captains for the game: P **Shane Lechler**, DE **J.J. Watt** and WR **Nate Washington**
- The following player was active but did not play in the game: T **Chris Clark**
- Houston won the toss and deferred. Atlanta elected to receive to start the game

THE TEXANS...

- Fell to 1-3 on the season, including 0-2 on the road, and 10-10 overall under Head Coach **Bill O'Brien** (2014-15)
- Recorded season highs of 428 total net yards and 374 net passing yards
- Completed a season-high 29 passing attempts
- Registered a season-high 70 kickoff return yards, while the team's 40 punt return yards ranked as the second-highest total in a game in 2015
- Scored a touchdown on 3-of-4 (75%) red zone opportunities and 2-of-3 (67%) goal-to-go situations
- Scored 21 points in the fourth quarter, which is tied for the third-highest total in the fourth quarter in Texans history
- Posted 2.0 sacks in the first half, the most for the Texans in the first half of any game this season
- Compiled four 10-play drives in the game, a season-high for the Texans
- Scored their first points of the day on a 10-play, 80-yard drive in the fourth quarter, capped by a 5-yard touchdown pass from QB **Brian Hoyer** to TE **C.J. Fiedorowicz**
- Scored their second touchdown of the game on a 1-yard run from RB **Chris Polk** following a 10-play, 75-yard drive
- Scored their final points of the contest on an 8-yard touchdown pass from Hoyer to WR **Cecil Shorts III** after a 6-play, 64-yard drive

OLB JADEVEON CLOWNEY

- Recorded two tackles (one solo) and one pass defended

DE JARED CRICK

- Picked up his first sack of the season for a 5-yard loss in the first quarter
- Tied for second on the team with five tackles, including four solo stops

ILB BRIAN CUSHING

- Led the team with 11 tackles (seven solo), including one for a loss
- Notched his second double-digit tackle game of the season and 17th of his career
- His tackle total also ranked as his highest output since Sept. 21, 2014 at the New York Giants (17)

TE C.J. FIEDOROWICZ

- Scored his second career touchdown and first of the season on a 5-yard pass from QB **Brian Hoyer** in the fourth quarter
- Posted single-game career highs of three receptions for 28 yards

RB ARIAN FOSTER

- Made his first start of the season and caught a 15-yard pass on the opening drive of the game
- Caught three passes for 25 yards and added 10 rushing yards in the contest

WR DeANDRE HOPKINS

- Recorded a single-game season-high 157 receiving yards, while tying his season-high in receptions (nine)
- Posted back-to-back 100-yard receiving games for the first time in his career
- Now has seven career 100-yard receiving games
- In the past two games, has totaled 17 receptions for 258 yards

and a touchdown

QB BRIAN HOYER

- Entered the game in the third quarter and completed 6-of-8 passes for 54 yards, a touchdown and a 132.3 passer rating on his first drive of the game
- Finished the contest 17-of-30 for 232 yards, two touchdowns and a 103.8 passer rating
- His two touchdown passes and 103.8 passer rating were both season highs

CB KAREEM JACKSON

- Tied for second on the team with five tackles (four solo)

CB KEVIN JOHNSON

- Tied for second on the team with a career-high five tackles (all solo)

P SHANE LECHLER

- Punted four times for 194 yards (48.5 avg., 41.3 avg.), including a long of 60 yards, and pinned one inside the 20-yard line

QB RYAN MALLETT

- Completed 12-of-27 passes for 150 yards, an interception and a 46.8 passer rating

ILB BENARDRICK MCKINNEY

- Posted a career-high three tackles in his second straight start of the season

WR KEITH MUMPHERY

- Returned three kickoffs for 70 yards (23.3 avg.), the highest totals by any Texans player in 2015
- Compiled career highs of four receptions for 56 yards
- Caught a career-long 26-yard pass in the third quarter

RB CHRIS POLK

- Scored a 1-yard rushing touchdown in the fourth quarter, his first of the season and eighth of his career
- Led the team with 27 rushing yards, while adding three receptions for 23 yards

WR CECIL SHORTS III

- Totaled season highs of four punt returns for 40 yards (10.0 avg.)
- Notched his third straight game with six receptions for a season-high 87 yards

OLB JOHN SIMON

- Tied a single-game career-high with four tackles (two solo)

DE J.J. WATT

- Registered a pass defended and sack on back-to-back plays in the second quarter. Tallied two passes defended in the first half
- The sack was his fourth of the season and 61st of his career
- Finished the game with four tackles (three solo), three tackles for loss, two passes defended and a sack

WEEK 5 GAME SUMMARY

WEEK 14 • HOUSTON TEXANS vs. NEW ENGLAND PATRIOTS



WEEK 5: Houston 20 vs. Indianapolis 27

71,732 • NRG Stadium • Houston, Texas • Oct. 8, 2015



GAME SUMMARY

In a game that featured both teams playing their backup quarterbacks for a majority of the contests, the Texans fell, 27-20, to Indianapolis. Matt Hasselbeck started for Andrew Luck while Brian Hoyer entered the game for Ryan Mallett in the second quarter.

In the Texans first AFC South contest of the season, rookie receiver Jaelen Strong snared a pair of touchdowns on his first two career NFL catches.

The Texans put up 444 yards of total offense but also committed 13 penalties for 125 yards. Six of the Colts' 22 first downs came as a result of Houston penalties.

Mallett started the Thursday night matchup, but Hoyer finished the game. Hoyer entered when Mallett was shaken up on a hit that resulted in a roughing penalty on the Colts.

Hoyer was 24-of-31 for 312 yards, two touchdowns, one interception, and a passer rating of 116.6. RB Arian Foster rushed for 41 yards on 19 carries. WR DeAndre Hopkins had his third-straight 100-yard game, catching 11 passes for 169 yards.

Mallett was 7-of-10 for 50 yards and one interception. On the Texans opening drive, Mallett moved the offense 61 yards in 14 plays, but his pass to Foster was intercepted in the red zone. Indianapolis capitalized, scoring first on a 48-yard field goal by K Adam Viniateri.

WR Andre Johnson's return to NRG Stadium was punctuated by two touchdown catches as a Colt. He caught his first one in the first quarter, a four-yard pass from Hasselbeck, to extend the Colts' lead to 10.

Hoyer entered the game 6:49 left in the second quarter and promptly led the Texans on two consecutive scoring drives. K Nick Novak kicked his first field goal as a Texan, a 36-yard attempt, to get Houston on the board.

As time expired in the half, Hoyer's 42-yard Hail Mary pass was caught by Strong. It was his first career NFL catch and it capped off a 9-play, 95-yard scoring drive. The Texans headed into the locker room down just 13-10.

But on the Colts' first possession after the break, RB Frank Gore ran three yards for a score as the Colts took a 20-10 lead.

Both Strong and Johnson added their second touchdown catches of the night in the second half. The Houston rookie caught an 11-yard pass all alone in the left corner of the end zone in the third quarter to end a 10-play, 90-yard drive. Johnson, meanwhile, scored early in the fourth quarter on a two-yard touchdown pass.

Hoyer threw his first interception on his final pass of the night. It occurred at the two-minute warning on third-and-2.

The Texans fell to 1-4 on the season. Houston will head to Florida for their next two games against Jacksonville and Miami in Weeks 6 and 7.

SCORING

SCORE BY PERIODS	1	2	3	4	OT	Total
Indianapolis Colts	10	3	7	7	-	27
Houston Texans	0	10	7	3	-	20

SCORING DRIVES

Team	Qtr	Time	Play Description (Extra Point) (Drive info)	IND	HOU
Colts	1	6:28	A.Vinatieri 48 yd. Field Goal (5-26, 2:05)	3	0
Colts	1	1:22	A.Johnson 4 yd. pass from M.Hasselbeck (A.Vinatieri kick) (6-60, 2:00)	10	0
Colts	2	7:37	A.Vinatieri 42 yd. Field Goal (13-46, 6:01)	13	0
Texans	2	2:08	N.Novak 36 yd. Field Goal (12-62, 5:29)	13	3
Texans	2	0:00	J.Strong 42 yd. pass from B.Hoyer (N.Novak kick) (9-95, 1:16)	13	10
Colts	3	13:02	F.Gore 3 yd. run (A.Vinatieri kick) (4-56, 1:58)	20	10
Texans	3	4:03	J.Strong 11 yd. pass from B.Hoyer (N.Novak kick) (10-90, 5:05)	20	17
Colts	4	10:28	A.Johnson 2 yd. pass from M.Hasselbeck (A.Vinatieri kick) (14-80, 8:35)	27	17
Texans	4	6:07	N.Novak 49 yd. Field Goal (8-49, 4:21)	27	20

TEAM STATISTICS

	COLTS	TEXANS
TOTAL FIRST DOWNS	22	24
THIRD DOWN EFFICIENCY	3-11-27%	8-16-50%
FOURTH DOWN EFFICIENCY	1-1-100%	1-1-100%
TOTAL NET YARDS	323	444
NET YARDS RUSHING	110	82
NET YARDS PASSING	213	362
PASS ATTEMPTS-COMPLETIONS-HAD INTERCEPTED	29-18-0	41-31-2
KICKOFFS Number-In End Zone-Touchbacks	6-6-6	4-4-2
PUNTS Number and Average	3-49.0	3-41.0
TOTAL RETURN YARDAGE (Not including Kickoffs)	64	11
PENALTIES Number and Yards	7-65	13-125
FUMBLES Number and Lost	0-0	0-0
TOUCHDOWNS	3	2
EXTRA POINTS Made-Attempts	3-3	2-2
FIELD GOALS Made-Attempts	2-2	2-2
RED ZONE EFFICIENCY	3-4-75%	1-3-33%
GOAL TO GO EFFICIENCY	2-2-100%	1-1-100%
SAFETIES	0	0
FINAL SCORE	27	20
TIME OF POSSESSION	27:33	32:27

INDIVIDUAL LEADERS

PASSING (Att-Comp-Yds): Houston, B. Hoyer 31-24-312, R. Mallett 10-7-50. Indianapolis, M. Hasselbeck 29-18-213.

RUSHING (Att-Yds): Houston, A. Foster 19-41, A. Blue 6-22, B. Hoyer 1-14, C. Polk 1-5, R. Mallett 1-0. Indianapolis, F. Gore 22-98, Z. Tipton 2-9, J. Robinson 3-6, M. Hasselbeck 3-(-3).

RECEIVING (Rec-Yds): Houston, D. Hopkins 11-169, A. Foster 9-77, K. Humphery 4-23, J. Strong 2-53, C. Polk 2-17, A. Blue 1-11, G. Graham 1-8, C. Fiedorowicz 1-4. Indianapolis, A. Johnson 6-77, T. Hilton 5-88, C. Fleener 2-9, D. Allen 1-21, P. Dorsett 1-9, J. Robinson 1-6, D. Moncrief 1-3, J. Doyle 1-0.

SACKS (Sk-Yds): Houston, none. Indianapolis, E. Walden 1-0.

INTERCEPTIONS (Int-Yds): Houston, none. Indianapolis, M. Adams 2-48.

TACKLES (S-A-T): Houston, B. Cushing 0-8-8, B. McKinney 6-1-7, J. Crick 3-3-6, K. Jackson 4-1-5, K. Johnson 3-1-4, A. Hal 2-2-4, J. Joseph 3-0-3, J. Simon 3-0-3, W. Mercilus 1-2-3, R. Moore 1-2-3, J. Clowney 2-0-2, E. Pleasant 2-0-2, J. Watt 0-2-2, A. Bouye 1-0-1, C. Covington 1-0-1, J. Pagan 0-1-1. Indianapolis, D. Jackson 8-3-11, G. Toler 8-0-8, D. Lowery 6-0-6, N. Irving 4-1-5, C. Geathers 4-1-5, V. Davis 3-2-5, M. Adams 3-1-4, H. Anderson 3-1-4, S. Moore 2-2-4, E. Walden 3-0-3, B. Winn 2-0-2, D. Parry 2-0-2, J. Newsome 1-1-2, Z. Kerr 1-1-2, D. Butler 1-0-1, R. Mathis 0-1-1, K. Langford 0-1-1.

MISSED FIELD GOALS: Houston, none. Indianapolis, none.

WEEK 5 GAME NOTES

WEEK 14 • HOUSTON TEXANS vs. NEW ENGLAND PATRIOTS

MISCELLANEOUS NOTES

- The following players were inactive for the game: OLB Kourtnei Brown, S Quintin Demps, ILB Akeem Dent, RB Jonathan Grimes, C Greg Mancz, WR Cecil Shorts III and WR Nate Washington
- The following players were captains for the game: T Duane Brown, CB Johnathan Joseph, P Shane Lechler and DE J.J. Watt
- Indianapolis won the toss and deferred. Houston elected to receive to start the game

THE TEXANS...

- Fell to 1-4 on the season and 10-11 under Head Coach Bill O'Brien (2014-15)
- Fell to 4-23 all-time against the Colts and 4-10 at home
- Held the Colts to 0-of-5 on third down in the first half and 3-of-11 (27%) for the game
- Won the time of possession battle, 32:27-27:33
- Outgained the Colts, 444-323, in total net yards
- Recorded over 400 net yards of offense for the third consecutive week, which is the second-longest streak in team history
- Threw for over 300 net passing yards for the second straight game and third time overall in 2015
- Committed a season-high 13 penalties for 125 yards
- Recorded three drives of over 10 plays, two of which resulted in points

S LONNIE BALLENTINE

- Played in his first career game for the Texans

CB A.J. BOUYE

- Made his first start of the season and seventh of his career for the Texans

T DUANE BROWN

- Tied Kevin Walters (109) for the fifth-most career starts in team history

ILB BRIAN CUSHING

- Led the team with eight tackles in the game

RB ARIAN FOSTER

- Totaled over 100 scrimmage yards in his eighth career game against the Colts
- Led the team with 41 rushing yards on 19 carries, while adding 77 receiving yards on nine receptions
- Tied a single-game career-high with nine receptions, while his receiving yardage ranks as his fourth-highest game total
- His nine receptions are tied for the second-most by an NFL running back in a single game in 2015

WR DeANDRE HOPKINS

- Led the team with a career-high 11 catches for 169 yards and posted his first career game with 10-or-more receptions
- Notched his third straight 100-yard receiving game, which ties the second-longest streak in team history
- His 42 receptions and 578 receiving yards in 2015 are the most through the first five games of a season in Texans history
- His seven receptions in the first half tied for the fourth-most in the first half of a game in franchise history

QB BRIAN HOYER

- Entered the game in the second quarter for QB Ryan Mallett and completed 24-of-31 passes for a season-high 312 yards, two touchdowns, one interception and a 116.6 passer rating

- Notched his second multiple-touchdown game of the season and sixth of his career
- Threw his first 300-yard passing game of the season and fifth of his career
- Recorded his third-highest passer rating of his career
- Threw a 42-yard touchdown pass to WR Jaelen Strong as time expired in the first half
- Connected with Strong for an 11-yard touchdown in the third quarter. The score was his fifth of the year and 24th of his career

CB KEVIN JOHNSON

- Registered four tackles (three solo) and one pass defended in his second straight start of the season

C BEN JONES

- Extended his streak of consecutive games played to 53, which is tied for the second-longest active streak among NFL centers

T KENDALL LAMM

- Made his first career start for the Texans

P SHANE LECHLER

- Passed former QB Dan Marino (242) and tied former LB Bill Romanowski (243) for the 51st-most career games played in NFL history
- Extended his streak of consecutive games played to 211, which leads all active NFL players
- Punted three times for 123 yards (41.0 avg., 35.7 net), including a long of 55 yards

QB RYAN MALLETT

- Completed 7-of-10 passes for 50 yards, one interception and a 41.7 passer rating

ILB BENARDRICK MCKINNEY

- Finished second on the team with a career-high seven tackles, including six solo stops

K NICK NOVAK

- Scored a season-high eight points in the game
- Made a 36-yard field goal in the first quarter, his first with the Texans
- Connected on a 49-yard field goal attempt in the fourth quarter

ILB BRIAN PETERS

- Made a special teams tackle in his second straight game

WR JAELEN STRONG

- Became the first player in Texans history to score two receiving touchdowns in his first career game
- Became the second player in team history to score two receiving touchdowns in a game as a rookie
- Became the first NFL player since Jaguars WR Allen Hurns in Week 1 of 2014 to catch two touchdowns on his first two receptions in his first career game
- Caught a 42-yard touchdown pass from QB Brian Hoyer as time expired in the first half, which marked his first career reception
- Scored on an 11-yard pass from Hoyer in the third quarter, giving him a total of two catches for 53 yards and two touchdowns in the game

DE J.J. WATT

- Contributed with two tackles and a quarterback hit
- Extended his streak of consecutive regular season games started to 69, which ranks third among active NFL defensive ends

WEEK 6 GAME SUMMARY

WEEK 14 • HOUSTON TEXANS vs. NEW ENGLAND PATRIOTS



WEEK 6: Houston 31 at Jacksonville 20
58,085 • EverBank Field • Jacksonville, Fla. • Oct. 18, 2015



GAME SUMMARY

The Texans scored 21 unanswered points in the fourth quarter to revive their spirits and season en route to 31-20 win over Jacksonville. Houston's defense had three interceptions on the day.

WR DeAndre Hopkins had his fourth-consecutive game with over 100 yards receiving and caught two touchdown passes from QB Brian Hoyer. Hopkins finished the game with 10 catches for 148 yards. WR Cecil Shorts III returned to Jacksonville for the first time as a Texan and added 63 yards on four receptions.

Hoyer, in his second start of 2015, was 24-of-36 for 293 yards, throwing three touchdowns. He also amassed a 119.3 passer rating. RB Arian Foster had 112 yards from scrimmage (53 rushing, 59 receiving) and one touchdown.

Second-year S Andre Hal picked up his first two career interceptions, one leading to a Texans score. He first picked off QB Blake Bortles at the goal line, ending a Jaguars scoring drive with 0:17 left in the first half. His second was a returned for a touchdown in the fourth quarter to extend the Texans' lead to 17 points.

Foster scored his first touchdown of the season on a 14-yard catch and run from Hoyer late in the first quarter. The 99-yard scoring drive tied a Texans franchise record (2010 against Baltimore).

The Jaguars tied the game with a touchdown drive of their own on their next possession. Blake Bortles found WR Allen Robinson on a two-yard touchdown pass.

K Nick Novak added a 41-yard field goal with 6:38 left in the second quarter. It gave the Texans 10-7 lead that lasted until nearly the end of the third quarter. Jacksonville took their first lead of the day with just five seconds left in the third quarter, after Bortles connected with TE Julius Thomas on a 29-yard touchdown catch. The Jaguars, who took possession at mid-field after a failed fourth down attempt by the Texans, moved the ball 52 yards in four plays and led 14-10.

The fourth quarter was all Houston as Hopkins found the endzone twice and eclipsed 100 yards receiving. Hal's 31-yard interception return for a touchdown gave the Texans a 31-14 lead. CB A.J. Bouye intercepted Bortles for the third time of the day with 1:09 left in the game.

The Texans improve to 2-4 on the season and will travel to Miami in Week 7 to face the Dolphins.

SCORING

SCORE BY PERIODS	1	2	3	4	OT	Total
Houston Texans	7	3	0	21	-	31
Jacksonville Jaguars	0	7	7	6	-	20

SCORING DRIVES

Team	Qtr	Time	Play Description (Extra Point) (Drive info)	HOU	JAX
Texans	1	1:36	A.Foster 14 yd. pass from B.Hoyer (N.Novak kick) (16-99, 8:24)	7	0
Jaguars	2	9:41	A.Robinson 2 yd. pass from B.Bortles (J.Myers kick) (14-75, 6:55)	7	7
Texans	2	6:38	N.Novak 41 yd. Field Goal (9-56, 3:03)	10	7
Jaguars	3	0:05	J.Thomas 29 yd. pass from B.Bortles (J.Myers kick) (4-52, 1:32)	10	14
Texans	4	11:20	D.Hopkins 9 yd. pass from B.Hoyer (N.Novak kick) (9-81, 3:45)	17	14
Texans	4	8:07	D.Hopkins 26 yd. pass from B.Hoyer (N.Novak kick) (4-46, 1:18)	24	14
Texans	4	7:55	A.Hal 31 yd. interception return (N.Novak kick)	31	14
Jaguars	4	4:32	A.Hurns 11 yd. pass from B.Bortles (kick failed, wl) (12-80, 3:23)	31	20

TEAM STATISTICS

	TEXANS	JAGUARS
TOTAL FIRST DOWNS	24	26
THIRD DOWN EFFICIENCY	7-14-50%	5-15-33%
FOURTH DOWN EFFICIENCY	1-2-50%	2-2-100%
TOTAL NET YARDS	382	394
NET YARDS RUSHING	95	83
NET YARDS PASSING	287	311
PASS ATTEMPTS-COMPLETIONS-HAD INTERCEPTED	36-24-0	53-30-3
KICKOFFS Number-In End Zone-Touchbacks	6-5-3	4-2-2
PUNTS Number and Average	4-38.8	5-46.8
TOTAL RETURN YARDAGE (Not Including Kickoffs)	59	7
PENALTIES Number and Yards	10-69	7-64
FUMBLES Number and Lost	1-0	1-0
TOUCHDOWNS	4	3
EXTRA POINTS Made-Attempts	4-4	2-3
FIELD GOALS Made-Attempts	1-1	0-0
RED ZONE EFFICIENCY	2-2-100%	2-3-67%
GOAL TO GO EFFICIENCY	1-1-100%	2-2-100%
SAFETIES	0	0
FINAL SCORE	31	20
TIME OF POSSESSION	30:02	29:58

INDIVIDUAL LEADERS

PASSING (Att-Comp-Yds): Houston, B. Hoyer 36-24-293. Jacksonville, B. Bortles 53-30-331.

RUSHING (Att-Yds): Houston, A. Foster 18-53, C. Polk 8-37, B. Hoyer 5-5. Jacksonville, B. Bortles 4-37, T. Gerhart 9-26, D. Robinson 7-19, C. Grant 1-1.

RECEIVING (Rec-Yds): Houston, D. Hopkins 10-148, A. Foster 5-59, C. Shorts 4-63, K. Mumfery 2-8, C. Fiedorowicz 1-8, J. Strong 1-5, C. Polk 1-2. Jacksonville, B. Walters 8-87, J. Thomas 7-78, A. Robinson 6-86, T. Gerhart 3-23, D. Robinson 3-19, A. Hurns 2-30, M. Lewis 1-8.

SACKS (Sk-Yds): Houston, W. Mercilus 2-12. J. Simon 1-8. Jacksonville, D. Skuta 0.5-3, M. Bennett 0.5-3.

INTERCEPTIONS (Int-Yds): Houston, A. Hal 2-34, A. Bouye 1-0. Jacksonville, none.

TACKLES (S-A-T): Houston, B. Cushing 9-3-12, A. Bouye 7-0-7, J. Joseph 4-2-6, K. Johnson 4-0-4, W. Mercilus 3-0-3, L. Ballentine 3-0-3, A. Hal 2-1-3, B. McKinney 2-1-3, J. Watt 2-0-2, J. Simon 1-1-2, V. Wilfork 1-1-2, J. Crick 1-1-2. Jacksonville, P. Posluszny 9-1-10, J. Evans 7-1-8, T. Smith 7-0-7, D. House 5-0-5, J. Cyprien 4-0-4, A. Colvin 4-0-4, A. Branch 2-0-2, C. Clemons 2-0-2, D. Skuta 1-1-2, R. Miller 1-1-2, M. Bennett 0-2-2, T. Alualu 1-0-1, S. Marks 1-0-1, D. Gratz 1-0-1.

MISSED FIELD GOALS: Houston, none. Jacksonville, none.

WEEK 6 GAME NOTES

WEEK 14 • HOUSTON TEXANS vs. NEW ENGLAND PATRIOTS

MISCELLANEOUS NOTES

- The following players were inactive for today's game: OLB Jadeveon Clowney, S Quintin Demps, C Greg Mancz, DE Jeoffrey Pagan, ILB Brian Peters, G Xavier Su'a-Filo and WR Nate Washington
- The following players were captains for today's game: WR DeAndre Hopkins, CB Johnathan Joseph and P Shane Lechler
- Jacksonville won the toss and deferred. Houston elected to receive to start the game

THE TEXANS...

- Improved to 2-4 for the season and 11-11 under Head Coach Bill O'Brien (2014-15)
- Won their third straight game against the Jaguars
- Won their first road game of the 2015 season
- Scored over 30 points for the first time in a game since Nov. 30, 2014 against Tennessee
- Recorded a plus-three turnover margin in a game for the first time since Nov. 30, 2014 against Tennessee
- Totaled three takeaways in a game for the first time since Dec. 21, 2014 against Baltimore
- Did not commit a turnover for the first time in a game since Dec. 7, 2014 at Jacksonville
- Scored 21 points in the fourth quarter, which is tied for the third-most in franchise history
- Recorded at least 3.0 sacks for the first time in a game since the 2014 season finale against Jacksonville (12/28/14)
- Took a 7-0 lead in the first quarter following a 99-yard drive, tied for the longest in franchise history. The 16 plays marked a season-high for the Texans. QB Brian Hoyer connected with RB Arian Foster for a 14-yard touchdown.
- Took a 10-7 lead in the second quarter after a 41-yard field goal from K Nick Novak. The drive lasted nine plays and 51 yards
- Extended their lead to 24-14 following back-to-back touchdowns from Hoyer to WR DeAndre Hopkins in the fourth quarter
- Scored their third touchdown in less than four minutes in the fourth quarter on a 31-yard interception return for a touchdown by S Andre Hal, his second interception of the day
- Won the time of possession battle, 30:02-29:58
- Converted 7-of-14 third downs (50%) and 2-of-2 red zone opportunities
- Converted their fourth fourth-down conversion of the year in the first quarter

S LONNIE BALLENTINE

- Recorded the first stats of his career: three solo tackles and one pass defended

CB A.J. BOUYE

- Finished second on the team with a season-high seven solo tackles to go along with two passes defended and an interception
- The interception was his first of the season and fourth of his career
- Picked off Jaguars QB Blake Bortles on Jacksonville's final drive of the game in the fourth quarter

T DUANE BROWN

- Passed Kevin Walter (109) for the fifth-most career games played in team history

ILB BRIAN CUSHING

- Led the team with 12 tackles (nine solo), which marked his third double-digit tackling game of the season and 18th of his career

DT BRANDON DUNN

- Played in his first game for the Texans

RB ARIAN FOSTER

- Totaled his 49th career game with over 100 scrimmage yards, which ties former Texans WR Andre Johnson for the most such games in franchise history
- Caught his first receiving touchdown of the season and 13th of his career on a 14-yard pass from QB Brian Hoyer in the first quarter
- Rushed for 53 yards on 18 carries and caught five passes for 59 yards

S ANDRE HAL

- Recorded the first two interceptions of his career, including one returned for a touchdown
- Became the second player in Texans history to record at least two interceptions, including one returned for a touchdown (Aaron Glenn, 12/8/02, 2 INTs returned for TDs)
- Became the first Texans player with two interceptions in a game since CB Kareem Jackson against Baltimore (12/21/14)
- Made his first career start at safety

QB BRIAN HOYER

- Completed 24-of-36 passes (66.7%) for 293 yards, three touchdowns, no interceptions and a 119.3 passer rating
- Tied a single-game career-high with three passing touchdowns, while his passer rating was the second-highest mark of his career
- Notched his third straight game with over a 100.0 passer rating
- Has thrown seven touchdown passes in the last three games
- Passed for two-or-more touchdowns in his third straight game, the longest streak of his career
- Threw a 14-yard touchdown pass to RB Arian Foster in the first quarter. Completed 7-of-9 passes for 64 yards and a 133.3 passer rating on the drive
- Threw two touchdown passes to WR DeAndre Hopkins on back-to-back drives in the fourth quarter
- Passed Tony Banks (six) for the sixth-most passing touchdowns in team history
- Passed Tony Banks (882) for the eighth-most career passing yards in team history

WR DeANDRE HOPKINS

- Caught 10 passes for 148 yards and two touchdowns
- Recorded his fourth consecutive 100-yard receiving game, which ties the franchise record (Andre Johnson, 2008)
- Became the first player in NFL history with at least nine catches and 145 receiving yards in three consecutive games
- Tied Joel Dreesen and Arian Foster (13) for the fifth-most career receiving touchdowns in franchise history
- Tied Corey Bradford (five) for the most receiving touchdowns in the first six games of a season in Texans history
- Passed Jabar Gaffney (171) for the fifth-most career receptions in team history
- Passed Steve Slaton (2,643) for the sixth-most career scrimmage yards in team history
- Passed Corey Bradford and Kevin Walter (two) for the third-most career multiple-touchdown games in team history
- Scored his fourth touchdown of the season and 12th of his career on a 9-yard reception from QB Brian Hoyer in the fourth quarter
- Scored his fifth touchdown of the season and 13th of his career on a 26-yard pass from Hoyer in the fourth quarter
- Extended his streak of consecutive games started to 38, which ranks tied for third among all active NFL wide receivers

C BEN JONES

- Extended his streak of consecutive games played to 54, which is tied for second among active NFL centers

CB JOHNATHAN JOSEPH

- Finished third on the team with six tackles (four solo) and had one pass defended

T KENDALL LAMM

- Notched his first career fumble recovery following a fumble by RB Arian Foster in the second quarter

P SHANE LECHLER

- Pinned one punt inside the 20-yard line
- Tied Ray Donaldson, Chris Gardocki, Ricky Proehl and Matt Turk (244) for the 46th-most career games played in NFL history
- Extended his consecutive games played streak to 212, which leads all active NFL players

OLB WHITNEY MERCILUS

- Registered his first 2.0 sacks of the season and passed Connor Barwin (19.0) for the fourth-most career sacks in Texans history
- Recorded the sixth multiple-sack game of his career
- Brought down Jaguars QB Blake Bortles for a 7-yard loss in the second quarter and a 5-yard loss in the fourth quarter

K NICK NOVAK

- Scored seven points after making one field goal and four extra point attempts
- Made a 41-yard field goal in the second quarter to give the Texans a 10-7 lead

WR CECIL SHORTS III

- Started his first game against his former team (2011-14) and caught four passes for 63 yards

OLB JOHN SIMON

- Made his first sack of the season and increased his career total to 2.5 after bringing down Bortles for an 8-yard loss in the fourth quarter

DE J.J. WATT

- Tallied his fifth pass defended of the season and 42nd of his career in the third quarter
- Added two solo tackles and one quarterback hit in the game
- Extended his streak of consecutive games started 70, which ranks third among active NFL defensive ends

WEEK 7 GAME SUMMARY

WEEK 14 • HOUSTON TEXANS vs. NEW ENGLAND PATRIOTS



WEEK 7: Houston 26 at Miami 44
65,251 • Sun Life Stadium • Miami Gardens, Fla. • Oct. 25, 2015



GAME SUMMARY

The Texans fell 44-26 to the Miami Dolphins after trailing by as many as 41 points.

Despite scoring four touchdowns and holding the Dolphins to just a field goal in the second half, it wasn't enough to keep the Texans' undefeated streak against Miami intact.

Arian Foster finished the game with 59 yards rushing, 66 yards receiving, a pair of touchdowns both through the air and on the ground. He left the game in the fourth quarter with an achilles injury and did not return.

Brian Hoyer completed 23-of-49 passes for 273 yards, throwing for three touchdowns and one interception. Nate Washington, who returned to the lineup after being inactive for Weeks 5 and 6 with a hamstring injury, led the receivers with nine catches for 127 yards receiving and two touchdowns.

The Dolphins scored six unanswered touchdowns against Houston. Ryan Tannehill threw three touchdown passes, two to Jarvis Landry, in the first quarter alone.

The Texans didn't fare much better in the second quarter. Dolphins running back Lamar Miller added a pair of touchdowns and the Miami defense converted its first turnover into points. On Houston's first offensive series of the second quarter, Hoyer's pass to C.J. Fiedorowicz bounced out of his hands and into the hands of safety Reshad Jones, who returned it 23 yards for score.

After halftime, the Texans picked up their first takeaway of the game. Defensive tackle Brandon Dunn forced a fumble on Dolphins running back Damien Williams. Johnathan Joseph recovered and the Texans took over at the Miami 31-yard line. Four plays later, Hoyer connected with Foster in the endzone on a seven-yard touchdown pass. Nick Novak missed the extra point attempt, but Houston was on the scoreboard 41-6 with 8:28 left in the third quarter.

Foster rushed for the team's second touchdown of the day after an eight-play, 82-yard scoring drive. The two-yard run was his first rushing score of the 2015 season. Houston chipped away at the deficit, down 41-13 with 1:45 left in the third quarter.

Miami's lone score was a 53-yard field goal in the fourth quarter while Nate Washington added two more touchdowns for Houston, on a 27-yard pass and a 5-yarder.

Jadeveon Clowney recorded the first sack of his career in the second quarter, while J.J. Watt sacked Tannehill twice.

The Texans fall to 2-5 on the season and will host the Tennessee Titans in Week 8.

SCORING

SCORE BY PERIODS	1	2	3	4	OT	Total
Houston Texans	0	0	13	13	0	26
Miami Dolphins	21	20	0	3	0	44

SCORING DRIVES

Team	Qtr	Time	Play Description (Extra Point) (Drive info)	HOU	MIA
Dolphins	1	10:57	R.Matthews 53 yd. pass from R.Tannehill (A.Franks kick) (6-88, 2:54)	0	7
Dolphins	1	6:45	J.Landry 50 yd. pass from R.Tannehill (A.Franks kick) (1-50, 0:15)	0	14
Dolphins	1	3:03	J.Landry 10 yd. pass from R.Tannehill (A.Franks kick) (4-45, 2:07)	0	21
Dolphins	2	14:10	L.Miller 54 yd. pass from R.Tannehill (A.Franks kick) (6-83, 2:50)	0	28
Dolphins	2	13:56	R.Jones 23 yd. interception return (A.Franks kick)	0	35
Dolphins	2	2:47	L.Miller 85 yd. run (kick failed, wr) (2-91, 0:43)	0	41
Texans	3	8:13	A.Foster 7 yd. pass from B.Hoyer (kick failed, wr) (4-31, 0:59)	6	41
Texans	3	1:45	A.Foster 2 yd. run (N.Novak kick) (8-82, 3:56)	13	41
Texans	4	11:27	N.Washington 27 yd. pass from B.Hoyer (N.Novak kick) (8-63, 2:37)	20	41
Dolphins	4	7:41	A.Franks 53 yd. Field Goal (7-45, 3:46)	20	44
Texans	4	4:00	N.Washington 5 yd. pass from B.Hoyer (pass failed) (12-80, 3:41)	26	44

TEAM STATISTICS

	TEXANS	DOLPHINS
TOTAL FIRST DOWNS	24	21
THIRD DOWN EFFICIENCY	6-15-40%	1-9-11%
FOURTH DOWN EFFICIENCY	0-1-0%	0-0-0%
TOTAL NET YARDS	322	503
NET YARDS RUSHING	71	248
NET YARDS PASSING	251	255
PASS ATTEMPTS-COMPLETIONS-HAD INTERCEPTED	49-23-1	20-19-0
KICKOFFS Number-In End Zone-Touchbacks	5-4-2	8-7-5
PUNTS Number and Average	8-48.0	5-49.2
TOTAL RETURN YARDAGE (Not Including Kickoffs)	21	42
PENALTIES Number and Yards	3-25	8-52
FUMBLES Number and Lost	3-0	1-1
TOUCHDOWNS	4	6
EXTRA POINTS Made-Attempts	2-4	5-6
FIELD GOALS Made-Attempts	0-0	1-1
RED ZONE EFFICIENCY	3-4-75%	1-2-50%
GOAL TO GO EFFICIENCY	3-3-100%	0-0-0%
SAFETIES	0	0
FINAL SCORE	26	44
TIME OF POSSESSION	27:55	32:05

INDIVIDUAL LEADERS

PASSING (Att-Comp-Yds): Houston, B.Hoyer 49-23-273. Miami, R.Tannehill 19-18-282, M.Moore 1-1-14.

RUSHING (Att-Yds): Houston, A.Foster 18-59, A.Blue 3-8, C.Polk 4-4. Miami, L.Miller 14-175, J.Gray 12-48, D.Williams 4-19, J.Landry 1-5, R.Tannehill 1-3, M.Moore 3-(-2).

RECEIVING (Rec-Yds): Houston, N.Washington 9-127, D.Hopkins 6-50, A.Foster 5-66, C.Polk 2-14, K.Mumphery 1-16. Miami, J.Landry 5-83, R.Matthews 3-75, L.Miller 3-61, G.Jennings 2-37, J.Cameron 2-23, D.Williams 2-10, J.Gray 1-10, D.Sims 1-(-3).

SACKS (Sk-Yds): Houston, J.Watt 2-20, J.Clowney 1-13, J.Simon 1-8. Miami, N.Suh 2-15, C.Wake 2-7.

INTERCEPTIONS (Int-Yds): Houston, none. Miami, R.Jones 1-23.

TACKLES (S-A-T): Houston, J.Clowney 7-1-8, J.Watt 6-1-7, J.Simon 4-2-6, J.Joseph 4-0-4, J.Crick 3-1-4, B.Cushing 3-0-3, J.Tuggle 3-0-3, A.Dent 2-0-2, A.Hal 2-0-2, K.Johnson 2-0-2, R.Moore 1-1-2, W.Mercilus 1-1-2, D.Morris 1-1-2, M.Bullough 1-1-2, J.Rolle 0-2-2, C.James 1-0-1, A.Bouye 1-0-1, B.Dunn 1-0-1, E.Pleasant 0-1-1. Miami, R.Jones 8-0-8, J.Taylor 6-1-7, N.Suh 5-1-6, M.Thomas 5-0-5, J.Jenkins 3-0-3, K.Misi 3-0-3, B.Grimes 2-1-3, E.Mitchell 2-1-3, C.Wake 2-0-2, N.Hewitt 2-0-2, K.Sheppard 2-0-2, T.Fede 1-1-2, C.Mosley 1-1-2, D.Shelby 1-0-1, Bo.McCain 1-0-1, Z.Vigil 1-0-1, J.Phillips 1-0-1.

MISSED FIELD GOALS: Houston, none. Miami, none.

WEEK 7 GAME NOTES

WEEK 14 • HOUSTON TEXANS vs. NEW ENGLAND PATRIOTS

MISCELLANEOUS NOTES

- The following players were inactive: G Brandon Brooks, OLB Kourtnei Brown, CB Kareem Jackson, C Greg Mancz, ILB Benardrick McKinney, DE Jeffery Pagan and WR Cecil Shorts III
- The following player was active but did not play in the game: QB Ryan Mallett
- The following players were captains: ILB Brian Cushing, WR DeAndre Hopkins and P Shane Lechler
- Miami won the toss and deferred. Houston elected to receive to start the game

THE TEXANS...

- Fell to 2-5 on the season and 11-12 under Head Coach Bill O'Brien (2014-15)
- Lost their first game to the Dolphins, dropping to 7-1 all-time in the head-to-head series
- Recorded 322 net yards (251 passing, 71 rushing), 24 first downs and 27:55 time of possession in the game
- Registered a season-high 88 kickoff return yards, which is the most for the team since Week 15 of the 2013 season (108 yards)
- Scored all 26 of their points in the second half and held Miami to only three points in the final two quarters
- Held the Dolphins to 1-of-9 (11%) on third down, marking the sixth game this season Houston has held a team to one-third or less of their third down conversions
- Have now had a 100-yard receiver in six-of-seven games this season

OLB JADEVEON CLOWNEY

- Recorded the first sack of his career in the second quarter when he brought down Dolphins QB Ryan Tannehill for a 13-yard loss
- Led the team with a career-high eight tackles (seven solo), including two tackles for loss and a sack

RB ARIAN FOSTER

- Passed Andre Johnson (49) for the most 100-yard scrimmage games in franchise history
- Became the first non-kicker and second player in team history to reach 400 career points scored (404)
- Scored a rushing and receiving touchdown in the same game for the sixth time in his career
- Passed Joel Dreessen and DeAndre Hopkins (13) for the fifth-most career touchdown receptions in team history
- Finished with 59 rushing yards and a touchdown on 18 carries to go along with 66 receiving yards and a touchdown on five catches

WR DeANDRE HOPKINS

- Passed Andre Johnson (35 in 2006) for the second-most receptions in a single October in Texans history. Finished the month with 36 receptions for 524 yards and two touchdowns. His receiving yards totals also ranked as the second-most in October in team history
- Extended his streak of consecutive regular season games started to 39, which is tied for third among all active NFL receivers
- Caught six passes for 50 yards in the game
- Ended a streak of consecutive 100-yard receiving games at four, which tied the franchise record

QB BRIAN HOYER

- Completed 23-of-49 passes for 273 yards, three touchdowns, one interception and a 76.3 passer rating
- Became the third player in franchise history to throw for three touchdown passes in back-to-back games (Matt Schaub twice, Case Keenum once)
- Threw two-or-more touchdown passes in his fourth straight game, tying the franchise record for the longest such streak (Matt Schaub,

4, 11/28/10-12/19/10)

- Threw a touchdown pass in his sixth consecutive game played, dating back to Week 16 of 2014 while he was with the Browns
- Passed T.J. Yates (1,100) and Ryan Mallett (1,170) for the sixth-most career passing yards in team history

C BEN JONES

- Extended his streak of consecutive games played to 55, which is tied for the second-longest active streak among NFL centers

CB JOHNATHAN JOSEPH

- Recovered his first fumble of the season and sixth of his career in the third quarter
- Also contributed four solo tackles in the game

P SHANE LECHLER

- Punted eight times for 384 yards (48.0 avg., 45.6 net), including a long of 55 yards, and pinned two inside the 20-yard line
- Tied Patrick Mannelly and Mike Webster (245) for the 44th-most career games played in NFL history
- Extended his streak of consecutive games played to 213, which leads all active NFL players

WR KEITH MUMPHERY

- Recorded a 41-yard kickoff return in the first quarter, a personal career-long and season-long for the Texans. It marked the team's longest kickoff return since another 41-yard kickoff return in Week 4 of the 2014 season.
- Totaled a single-game career-high 88 kickoff return yards and added 21 punt return yards for a total of 109 combined return yards, which is the most by a Texans player since Keshawn Martin tallied 187 combined return yards against Oakland on Nov. 17, 2013

OLB JOHN SIMON

- Posted his second sack of the season and 3.5 for his career when he brought down Tannehill for an 8-yard loss in the second quarter
- Recorded back-to-back games with a sack for the second time in his career

WR NATE WASHINGTON

- Posted season highs with nine receptions for 127 yards (14.1 avg.) and two touchdowns
- Surpassed 100 receiving yards in a game for the second time in 2015 and 11th time in his career
- The touchdowns marked his first two of the season and 41st and 42nd of his career
- His receiving yardage total was his most since Sept. 22, 2013 against San Diego, while he was a member of the Tennessee Titans
- Scored two touchdowns in a game for the fifth time in his career and first since Sept. 29, 2013 against the New York Jets as a member of the Titans

DE J.J. WATT

- Finished second on the team with seven tackles (six solo) and recorded 2.0 sacks, four quarterback hits and three tackles for loss
- Posted the 19th multiple-sack game of his career and second of the season
- Passed Richard Dent (61.5) for the fourth-most sacks in a player's first five seasons in NFL history, as he now has 63.0 for his career
- Extended his streak of consecutive games started to 71, which ranks third among active NFL defensive ends

LS JON WEEKS

- Passed DeMeco Ryans (86) for the 11th-most career games played in team history

WEEK 8 GAME SUMMARY

WEEK 14 • HOUSTON TEXANS vs. NEW ENGLAND PATRIOTS



WEEK 8: Houston 20 vs. Tennessee 6

71,630 • NRG Stadium • Houston, Texas • Nov. 1, 2015



GAME SUMMARY

It was a busy day for the Texans defense, who forced three turnovers and sacked Zach Mettenberger seven times in the 20-6 win over Tennessee.

Houston held the Titans to just two field goals on the day. Kicker Ryan Succop kicked a 35-yarder on Tennessee's first offensive series. The Titans wouldn't score again until the third quarter, when he added a 44-yard field goal.

J.J. Watt had 2.5 sacks, including one that led to a fumble. Whitney Mercilus had a career-high 3.5 sacks. The Texans tied a franchise single-game record with 7 sacks, something they hadn't done since Nov. 27, 2011 against Jacksonville. Kevin Johnson picked up the first interception of his NFL career in the fourth quarter.

Brian Hoyer was 23-of-35 for 235 yards, two touchdowns, and had a passer rating of 103.9. He became the first quarterback in team history to throw two or more touchdowns in five consecutive games. DeAndre Hopkins had eight catches for 94 yards and a touchdown.

Hopkins scored in the second quarter on a 21-yard catch to give the Texans an early 7-3 lead with 14:04 left in the second quarter. On the ensuing kickoff, safety Kurtis Drummond forced a fumble, recovered by Eddie Pleasant. Houston regained possession and added a 38-yard field goal to gain a 10-3 lead heading into halftime.

Nate Washington scored against his former team on a 42-yard touchdown catch in the third quarter. Hoyer led the team on a six-play, 80-yard drive that took just 2:16 off the clock.

Watt's strip sack on Mettenberger resulted in fumble recovery by Jared Crick. Four plays later, Nick Novak's 24-yard field goal gave the Texans a 20-6 lead with 12:37 left in the game.

Jadeveon Clowney started but left in the first half with a back injury. Left tackle Duane Brown did not play in the second half due to a concussion. Derek Newton took over for Brown while Chris Clark filled in at right tackle.

With the win, the Texans improve to 3-5 on the season heading into their Week 9 bye. Houston will return in primetime action in Week 10 when the head to Cincinnati to face the Bengals on Monday Night Football.

SCORING

SCORE BY PERIODS	1	2	3	4	OT	Total
Tennessee Titans	3	0	3	0	0	6
Houston Texans	0	10	7	3	0	20

SCORING DRIVES

Team	Qtr	Time	Play Description (Extra Point) (Drive info)	TEN	HOU
Titans	1	9:05	R.Succop 35 yd. Field Goal (10-59, 4:46)	3	0
Texans	2	14:04	D.Hopkins 21 yd. pass from B.Hoyer (N.Novak kick) (5-54, 1:28)	3	7
Texans	2	11:34	N.Novak 38 yd. Field Goal (4-4, 2:21)	3	10
Titans	3	5:54	R.Succop 44 yd. Field Goal (6-44, 3:09)	6	10
Texans	3	3:38	N.Washington 42 yd. pass from B.Hoyer (N.Novak kick) (6-80, 2:16)	6	17
Texans	4	12:33	N.Novak 24 yd. Field Goal (4-4, 1:16)	6	20

TEAM STATISTICS

	TITANS	TEXANS
TOTAL FIRST DOWNS	15	14
THIRD DOWN EFFICIENCY	1-12-8%	4-15-27%
FOURTH DOWN EFFICIENCY	0-1-0%	0-1-0%
TOTAL NET YARDS	211	270
NET YARDS RUSHING	86	56
NET YARDS PASSING	125	214
PASS ATTEMPTS-COMPLETIONS-HAD INTERCEPTED	31-22-1	35-23-0
KICKOFFS Number-In End Zone-Touchbacks	3-3-2	5-5-1
PUNTS Number and Average	7-49.9	8-50.9
FGs - PATs Had Blocked	0-0	0-0
TOTAL RETURN YARDAGE (Not Including Kickoffs)	63	50
PENALTIES Number and Yards	6-45	7-85
FUMBLES Number and Lost	2-2	0-0
TOUCHDOWNS	0	2
EXTRA POINTS Made-Attempts	0-0	2-2
FIELD GOALS Made-Attempts	2-2	2-2
RED ZONE EFFICIENCY	0-1-0%	0-1-0%
GOAL TO GO EFFICIENCY	0-0-0%	0-1-0%
SAFETIES	0	0
FINAL SCORE	6	20
TIME OF POSSESSION	31:08	28:52

INDIVIDUAL LEADERS

PASSING (Att-Comp-Yds): Houston, B.Hoyer 35-23-235. Tennessee, Z.Mettenberger 31-22-171.

RUSHING (Att-Yds): Houston, A.Blue 14-39, C.Polk 8-18, B.Hoyer 1-(-1). Tennessee, A.Andrews 16-64, D.McCluster 3-15, K.Wright 1-7.

RECEIVING (Rec-Yds): Houston, D.Hopkins 8-94, A.Blue 5-33, N.Washington 4-74, C.Fiedorowicz 2-15, J.Grimes 2-12, C.Polk 1-4, K.Mumphery 1-3. Tennessee, D.Walker 6-62, D.McCluster 4-23, K.Wright 4-21, A.Andrews 3-18, J.Hunter 2-17, D.Green-Beckham 1-12, C.Stevens 1-9, A.Fasano 1-9.

SACKS (Sk-Yds): Houston, W.Mercilus 3.5-23.5, J.Watt 2.5-13.5, J.Crick 1-9. Tennessee, Z.Brown 0.5-3, J.Casey 0.5-3, B.Orakpo 1-7, K.Klug 1-8.

INTERCEPTIONS (Int-Yds): Houston, K.Johnson 1-22. Tennessee, none.

TACKLES (S-A-T): Houston, B.Cushing 6-7-13, W.Mercilus 6-1-7, M.Bullough 3-4-7, J.Joseph 5-1-6, K.Johnson 5-1-6, J.Simon 4-2-6, J.Watt 3-2-5, J.Crick 3-1-4, Q.Demps 1-2-3, A.Hal 2-0-2, K.Drummond 1-0-1, E.Pleasant 1-0-1, J.Clowney 0-1-1, C.James 0-1-1. Tennessee, M.Griffin 6-3-9, W.Woodyard 7-1-8, J.McCourty 5-2-7, Z.Brown 1-6-7, J.Casey 3-2-5, C.Sensabaugh 2-3-5, D.Jones 1-2-3, D.Searcy 1-2-3, B.Orakpo 2-0-2, D.Morgan 1-1-2, B.Wreh-Wilson 1-1-2, K.Klug 1-0-1, A.Williamson 1-0-1, D.Stafford 1-0-1, S.Hill 1-0-1, A.Blackson 0-1-1.

MISSED FIELD GOALS: Houston, none. Tennessee, none.

WEEK 8 GAME NOTES

WEEK 14 • HOUSTON TEXANS vs. NEW ENGLAND PATRIOTS

MISCELLANEOUS NOTES

- The following players were inactive: OLB Kourtnei Brown, ILB Akeem Dent, CB Kareem Jackson, C Greg Mancz, ILB Benardrick McKinney, S Rahim Moore and WR Cecil Shorts III
- The following players were active but did not play: DE Jeffery Pagan, G Xavier Su'a-Filo and QB T.J. Yates
- The following players were captains: T Duane Brown, CB Johnathan Joseph, P Shane Lechler, NT Vince Wilfork and DE J.J. Watt
- Tennessee won the toss and deferred. Houston elected to receive to start the game

THE TEXANS...

- Improved to 3-5 on the season and 12-12 under Head Coach Bill O'Brien
- Improved to 12-15 overall and 7-7 at home against Tennessee
- Won their third consecutive game against the Titans and sixth out of the last seven in the series
- Improved their record against AFC South divisional opponents to 2-1 in 2015
- Threw multiple touchdown passes in their fifth straight game, which set a franchise record
- Recorded 7.0 sacks as a team, which ties a franchise record (11/27/11 at JAX and 11/27/05 vs. STL)
- Notched a plus-three turnover margin (two fumble recoveries, one interception), which ties a season-high
- Held their opponent to only one third down conversion for the second straight week (1-of-12, 8%)
- Limited the Titans to 17 net yards (12 rushing, 5 passing), one first down, 5:04 time of possession and 0-of-3 on third down in the second quarter
- Forced the Titans to punt seven times, as Tennessee's offense went three-and-out four times
- Scored a touchdown and field goal on back-to-back possessions in the second quarter to give the team a 10-3 lead
- Scored a touchdown on a 6-play, 80-yard drive in the third quarter to extend the lead to 17-6

RB ALFRED BLUE

- Finished second on the team with five receptions for 33 yards. Also tallied 39 rushing yards on 14 carries
- Reached 800 rushing yards for his career (801)

T DUANE BROWN

- Tied Chris Myers (112) for the third-most career games started in team history
- Tied Chris Myers (112) for the fourth-most career games played in team history

ILB MAX BULLOUGH

- Tied for second on the team with a career-high seven tackles (three solo) and added one tackle on special teams

DE JARED CRICK

- Posted his second sack of the season and brought his career total up to 5.5 following a 9-yard sack of Mettenberger in the fourth quarter
- Registered his first career fumble recovery in the fourth quarter following a strip-sack from DE J.J. Watt

ILB BRIAN CUSHING

- Posted his fourth double-digit tackle game of the season and 19th of his career
- Led the team with 13 tackles (six solo) and added one pass defended

S KURTIS DRUMMOND

- Forced a fumble on Titans RB Bishop Sankey on a kickoff return in the second quarter. S Eddie Pleasant recovered the fumble on the Titans 24-yard line

WR DeANDRE HOPKINS

- Led the team with eight receptions for 94 yards and a touchdown
- Passed Andre Johnson (2,806) for the most receiving yards in a player's first three seasons in franchise history
- Passed Joel Dreessen (13) and tied Arian Foster (14) for the fifth-most career receiving touchdowns in franchise history
- Caught a 21-yard touchdown pass from QB Brian Hoyer in the first quarter to give the team a 7-3 lead. The score marked his sixth of the season, which ties a single-season career-high, and 14th of his career
- Extended his streak of consecutive games started to 40, which ranks tied for third among active NFL wide receivers. Also caught a pass in his 40th consecutive game, which is the third-longest streak in team history

QB BRIAN HOYER

- Completed 23-of-35 passes for 235 yards, two touchdowns, no interceptions and a 103.9 passer rating
- Recorded his fifth straight game with two-or-more touchdown passes, which is a franchise record
- Set a single-season career-high with 13 passing touchdowns, surpassing his previous season-high of 12 with Cleveland in 2014
- Notched his fourth game out of six total games played this season with over a 100.0 passer rating, which sets a new single-season career-high
- Threw a 21-yard touchdown pass to WR DeAndre Hopkins in the second quarter to give the Texans a 7-3 lead. Completed 4-of-5 passes for 61 yards on the drive
- Threw a 42-yard touchdown pass to WR Nate Washington in the third quarter, giving the Texans a 17-6 lead
- Passed Case Keenum (11) for the fifth-most career passing touchdowns in team history
- Threw a touchdown pass in his sixth consecutive game played, which is tied for the fifth-longest streak in franchise history
- Completed 11 straight passes in the second and third quarters
- Passed Ryan Mallett (119) for the sixth-most career completions in franchise history

CB CHARLES JAMES

- Downed a Shane Lechler punt on the Titans' 6-yard line in the first quarter
- Contributed with one tackle on defense

P SHANE LECHLER

- Punted eight times for 407 yards (50.9 avg., 40.5 net), including a long of 60 yards, and pinned two inside the 20-yard line. His gross average is a season-high
- Marked the second straight week and third time this season that he has punted eight times in a game
- Passed Lee Johnson (1,226) for the fourth-most career punts in NFL history
- Tied Blair Bush, Fran Tarkenton and Jeff Van Note (246) for the 41st-most career games played in NFL history
- Extended his streak of consecutive games played to 213, which leads all active NFL players

OLB WHITNEY MERCILUS

- Posted a career-high 3.5 sacks, which is tied for the second-most in a game in Texans history (Connor Barwin, 4.0 at JAX, 11/27/11, and

Mario Williams, 3.5 vs. DEN, 12/13/07)

- Tied for second on the team with seven tackles (six solo), while adding four tackles for loss and four quarterback hits
- Recorded his second multiple-sack game of the season and seventh of his career
- Made his third sack of the season and 21st of his career when he took down Mettenberger for a loss of six yards in the second quarter
- Notched his fourth sack of the season and 22nd of his career after bringing down Mettenberger for a 7-yard loss in the third quarter
- Tallied his fifth sack of the season and 23rd of his career after tackling Mettenberger for a 6-yard loss in the fourth quarter
- Split a 9-yard sack of Mettenberger in the fourth quarter with DE J.J. Watt, bringing his game total to 3.5, season total to 5.5 and career total to 23.5
- Recorded a tackle for loss in the first quarter when he brought down Titans RB Antonio Andrews for a 2-yard loss

K NICK NOVAK

- Scored eight points on two made field goals and two made PATs
- Made a 38-yard field goal in the second quarter to increase the Texans' lead to 10-3
- Kicked a 24-yard field goal through the uprights in the fourth quarter to extend the team's lead to 20-6

S EDDIE PLEASANT

- Recovered a fumble by RB Bishop Sankey on the Titans' 24-yard line during a kickoff return in the second quarter. S Kurtis Drummond forced the fumble on the play
- Finished with one tackle on defense and one on special teams

OLB JOHN SIMON

- Tied for fourth on the team with six tackles (four solo). Also added a special teams tackle

DE J.J. WATT

- Passed DeMarcus Ware (64.5) for the third-most career sacks in a player's first five seasons in NFL history. He is 1.0 sack shy of passing Derrick Thomas (66.0) for the second-most
- Tied a single-game career-high with nine quarterback hits (vs. Buffalo, 9/28/14)
- Finished the game with five tackles (three solo), nine quarterback hits, 2.5 sacks, one tackle for loss and one forced fumble
- Through eight games in 2015, has more tackles (40), sacks (8.5), quarterback hits (25) and tackles for loss (15) than he did through as many games in 2014, when he was named Associated Press Defensive Player of the Year
- Has recorded 14.5 career sacks in nine games against Tennessee, which is his highest total against any team. He has notched 2.0-or-more sacks in three straight games against the Titans and in six overall in the series
- Picked up his first sack of the game when he took down Mettenberger for an 8-yard loss on the final play of the third quarter
- Recorded his first strip-sack of the season when he brought down Mettenberger for a 4-yard loss in the fourth quarter and DE Jared Crick recovered the fumble on the Titans' 10-yard line
- Split a 9-yard sack of Mettenberger in the fourth quarter with OLB Whitney Mercilus, bringing his game total to 2.5 and career total to 65.5
- Extended his streak of consecutive games played to 72, which ranks third among active NFL defensive ends

WEEK 10 GAME SUMMARY

WEEK 14 • HOUSTON TEXANS vs. NEW ENGLAND PATRIOTS



WEEK 10: Houston 10 at Cincinnati 6

61,381 • Paul Brown Stadium • Cincinnati, Ohio • Nov. 16, 2015



GAME SUMMARY

The Texans handed Cincinnati its first loss of the season, defeating the Bengals 10-6 in a primetime game on the road.

It was a Monday Night Football matchup that almost seemed too scripted to be true but had a storybook ending. There was deja vu everywhere.

QB T.J. Yates entered the game late in the third quarter and led the team on a touchdown drive in the same endzone he connected with Kevin Walter in 2011.

CB Johnathan Joseph picked off Andy Dalton, just like he did in his previous three meetings against his former team.

The Texans defense held the top-scoring Bengals offense to just two field goals through two quarters and scoreless in the second half. Dalton, ranked second in the league in passer rating (111.0) going into Monday night's game, finished 22-of-38 for 197 yards and one interception.

The Bengals were ahead of Houston 6-3 at halftime but the second half was dominated by the Texans defense. Romeo Crennel's unit added two takeaways, including one to seal the win.

With 10:09 left in the third quarter, Joseph intercepted Dalton's pass, intended for Marvin Jones. Joseph juggled and made a miraculous catch. The Texans offense regained possession at the Houston 29-yard line.

QB Brian Hoyer exited the game after the ensuing offensive series and headed to the locker room to be evaluated for a concussion. Hoyer was 12-of-22 for 123 yards and one interception, which was on a Hail Mary pass to end the first half.

Enter Yates.

Yates promptly led the Texans on a nine-play, 79-yard drive that ended in a 22-yard touchdown pass to WR DeAndre Hopkins. The catch, which will likely be seen on a loop on ESPN in the coming days, gave Houston its first lead of the game. Hopkins led the receivers with five catches for 57 yards and that touchdown.

The Bengals drove down the field with less than one minute remaining, but S Quintin Demps forced a fumble on a catch by A.J. Green. Demps also recovered the fumble and Houston took over at the 22-yard line. The Texans ended the game in victory formation. Houston improves to 4-5 on the season and now have a two-game home stretch against the Jets and the Saints.

SCORING

SCORE BY PERIODS	1	2	3	4	OT	Total
Houston Texans	0	3	0	7	0	10
Cincinnati Bengals	3	3	0	0	0	6

SCORING DRIVES

Team	Qtr	Time	Play Description (Extra Point) (Drive info)	HOU	CIN
Bengals	1	1:28	M.Nugent 42 yd. Field Goal (7-27, 4:33)		0
Texans	2	12:16	N.Novak 22 yd. Field Goal (12-74, 4:12)	3	3
Bengals	2	5:26	M.Nugent 39 yd. Field Goal (15-62, 6:50)		3
Texans	4	14:20	D.Hopkins 22 yd. pass from T.Yates (N.Novak kick) (9-79, 3:01)	10	6

TEAM STATISTICS

	TEXANS	BENGALS
TOTAL FIRST DOWNS	16	16
THIRD DOWN EFFICIENCY	5-15-33%	4-14-29%
FOURTH DOWN EFFICIENCY	0-1-0%	0-1-0%
TOTAL NET YARDS	256	256
NET YARDS RUSHING	82	73
NET YARDS PASSING	174	183
PASS ATTEMPTS-COMPLETIONS-HAD INTERCEPTED	33-17-1	38-22-1
KICKOFFS Number-In End Zone-Touchbacks	3-1-0	3-2-0
PUNTS Number and Average	8-46.8	7-41.1
FGs - PATs Had Blocked	0-0	0-0
TOTAL RETURN YARDAGE (Not Including Kickoffs)	12	43
PENALTIES Number and Yards	5-54	9-70
FUMBLES Number and Lost	0-0	2-1
TOUCHDOWNS	1	0
EXTRA POINTS Made-Attempts	1-1	0-0
FIELD GOALS Made-Attempts	1-1	2-2
RED ZONE EFFICIENCY	0-1-0%	0-1-0%
GOAL TO GO EFFICIENCY	0-1-0%	0-0-0%
SAFETIES	0	0
FINAL SCORE	10	6
TIME OF POSSESSION	28:34	31:26

INDIVIDUAL LEADERS

PASSING (Att-Comp-Yds): Houston, B.Hoyer 22-12-123, T.Yates 11-5-69. Cincinnati, A.Dalton 38-22-197.

RUSHING (Att-Yds): Houston, J.Grimes 6-33, A.Blue 12-22, B.Hoyer 1-15, C.Polk 4-14, T.Yates 2-(-2). Cincinnati, G.Bernard 8-36, A.Dalton 5-30, J.Hill 7-15, M.Jones 1-(-8).

RECEIVING (Rec-Yds): Houston, D.Hopkins 5-57, R.Griffin 3-36, C.Shorts III 3-16, N.Washington 2-32, C.Fiedorowicz 2-30, J.Grimes 1-12, A.Blue 1-9. Cincinnati, A.Green 5-67, G.Bernard 5-43, M.Jones 4-44, T.Eifert 3-26, J.Hill 3-5, R.Hewitt 1-7, M.Sanu 1-5.

SACKS (Sk-Yds): Houston, J.Simon 1-0, J.Watt 1-8, C.Covington 1-6. Cincinnati, V.Rey 1-8, D.Peko 1-2, A.Hawk 1-8.

INTERCEPTIONS (Int-Yds): Houston, J.Joseph 1-2. Cincinnati, R.Nelson 1-0.

TACKLES (S-A-T): Houston, B.McKinney 6-3-9, B.Cushing 5-2-7, C.James 4-2-6, Q.Demps 2-4-6, W.Mercilus 4-1-5, J.Joseph 4-0-4, J.Simon 3-0-3, K.Johnson 2-1-3, E.Pleasant 1-2-3, J.Watt 2-0-2, C.Covington 2-0-2, J.Crick 0-2-2, A.Hal 1-0-1, B.Dunn 1-0-1, V.Wilfork 0-1-1. Cincinnati, G.Iloka 3-5-8, V.Burdict 2-5-7, R.Nelson 2-4-6, P.Sims 1-5-6, A.Jones 4-1-5, V.Rey 2-2-4, D.Kirkpatrick 2-1-3, D.Peko 1-2-3, E.Lamur 1-2-3, G.Atkins 1-2-3, M.Johnson 0-3-3, Hawk 1-1-2, L.Hall 1-1-2, R.Mauluga 1-1-2, W.Gilberry 1-0-1, W.Clarke 1-0-1, D.Dennard 0-1-1.

MISSED FIELD GOALS: Houston, None. Cincinnati, None.

WEEK 10 GAME NOTES

WEEK 14 • HOUSTON TEXANS vs. NEW ENGLAND PATRIOTS

MISCELLANEOUS NOTES

- The following players were inactive for the game: G Oday Aboushi, OLB Jadeveon Clowney, TE Garrett Graham, CB Kareem Jackson, S Rahim Moore, DE Jeffery Pagan and WR Jaelen Strong
- The following players were active but did not play in the game: OLB Kourtnei Brown and T Chris Clark
- The following players were captains for the game: T Duane Brown, P Shane Lechler and DE J.J. Watt
- Houston won the toss and deferred. Cincinnati elected to receive to start the game

THE TEXANS...

- Improved to 4-5 in 2015 and 13-12 under Head Coach Bill O'Brien (2014-15)
- Improved to 4-4 overall and 3-2 on the road in the all-time series with the Bengals
- Did not allow a touchdown in their second straight game and extended their streak of consecutive quarters without allowing a touchdown to 10, which is the second-longest streak in team history. The streak dates back to the third quarter of the team's Week 7 contest at Miami (10/25)
- Held the Bengals to six points, 256 net yards (183 passing, 73 rushing), 4-of-14 (29%) on third down and 0-of-1 in the red zone for the game
- Limited Cincinnati to 94 net yards (65 passing, 29 rushing), five first downs and 1-of-6 (17%) on third down in the second half

T DUANE BROWN

- Passed Chris Myers (112) for the third-most career games started in team history
- Passed Chris Myers (112) for the fourth-most career games played in team history

NT CHRISTIAN COVINGTON

- Registered his first career sack when he brought down Bengals QB Andy Dalton for a 6-yard loss in the third quarter

S QUINTIN DEMPS

- Tied for third on the team with six tackles (two solo) and added a forced fumble and fumble recovery
- Forced and recovered a fumble on Bengals WR A.J. Green on Cincinnati's final offensive play of the game in the fourth quarter to seal the win for the Texans

TE C.J. FIEDOROWICZ

- Recorded a career-long 25-yard reception in the second quarter
- Finished with two catches for 30 yards

TE RYAN GRIFFIN

- Played and started his first game since the season opener and caught three passes for 36 yards, which was the team's second-highest total

WR DeANDRE HOPKINS

- Caught five passes for 57 yards and a touchdown
- Set a single-season career-high in touchdown receptions (seven), surpassing his previous high of six in 2014
- Passed Arian Foster (14) for the fifth-most career receiving touchdowns in Texans history
- Extended his streak of consecutive regular season games started to 41, which ranks second among all active NFL wide receivers
- Caught a pass in his 41st straight career game

QB BRIAN HOYER

- Completed 12-of-22 passes for 123 yards, one interception and a 51.9 passer rating before exiting the game in the third quarter with a concussion
- Registered a 15-yard run in the second quarter, his longest since a 20-yard run as a rookie in 2009 with New England

CB CHARLES JAMES

- Finished with a career-high six tackles (four solo), including one for loss, and one special teams stop
- Notched his first career tackle for loss when he brought down Bengals RB Jeremy Hill for a 3-yard loss in the second quarter

C BEN JONES

- Extended his streak of consecutive games played to 57, which is the second-longest active streak among NFL centers

CB JOHNATHAN JOSEPH

- Contributed with four solo tackles, two passes defended and one interception
- Passed Dunta Robinson (63) for the most career passes defended in franchise history
- Including postseason, he has intercepted a pass in each of his last four games against the Bengals
- Passed Marcus Coleman and Aaron Glenn (11) for sole possession of the second-most career interceptions in team history

P SHANE LECHLER

- Punted eight times for 374 yards (46.8 avg., 38.9 net), pinning three inside the 20-yard line
- Notched a 64-yard punt in the first quarter, a season-long for the Texans
- Passed Blair Bush, Fran Tarkenton and Jeff Van Note (246) for the 41st-most career games played in NFL history
- Extended his streak of consecutive games played to 215, which leads all active NFL players

ILB BENARDRICK MCKINNEY

- Played and started in his first game since Week 6 at Jacksonville (10/18)
- Led the team with a career-high nine tackles (six solo), including one for loss

OLB WHITNEY MERCILUS

- Finished with five tackles, including three for loss
- The three tackles for loss are the second-most he's recorded in a game in his career
- Has tallied seven tackles for loss in the last two games

WR KEITH MUMPHERY

- Totaled 10 punt return yards and 64 kickoff return yards, bringing his career total to 432 combined return yards
- Passed Jacoby Jones (364) for the fourth-most combined (punt and kickoff) return yards by a rookie in Texans history

K NICK NOVAK

- Made a 22-yard field goal in the second quarter to tie the game at three
- Finished with four points for the game

OLB JOHN SIMON

- Notched three solo tackles and a sack, bringing his total to 3.0 for the season and 4.5 for his career

WR NATE WASHINGTON

- Started in his 100th career game and caught two passes for 32 yards

DE J.J. WATT

- Passed Derrick Thomas (66.0) for the second-most career sacks in a player's first five seasons in NFL history
- Finished with two solo tackles, two quarterback hits and 1.0 sack for a loss of eight yards
- Increased his sack total to 9.5 for the year and 66.5 for his career
- Extended his streak of consecutive regular season games started to 73, which ranks third among active NFL defensive ends

QB T.J. YATES

- Entered the game in the third quarter for QB Brian Hoyer and completed 5-of-11 passes for 69 yards, one touchdown and a 96.4 passer rating
- Threw the game-winning 22-yard touchdown pass to WR DeAndre Hopkins in the fourth quarter to give the Texans a 10-6 win
- The touchdown pass was his first since throwing one against the Bengals in an AFC Wild Card victory on Jan. 7, 2012

WEEK 11 GAME SUMMARY

WEEK 14 • HOUSTON TEXANS vs. NEW ENGLAND PATRIOTS



WEEK 11: Houston 24 vs. New York Jets 17

71,718 • NRG Stadium • Houston, TX • Nov. 22, 2015



GAME SUMMARY

The Texans had a short week, but looked as fresh as ever as they picked up a 24-17 win over the New York Jets. With direct snaps, Wildcat formations and creative play-calling, Bill O'Brien's game plan helped boost Houston to their third-straight win of the 2015 season.

Houston's offense was effective putting up 367 net yards. T.J. Yates, in his first start under O'Brien, was 16-of-34 for 229 yards and two touchdowns.

DeAndre Hopkins led all receivers with 118 yards receiving and two touchdowns. Cecil Shorts III, who lined up under center for several direct snaps in the game, also threw a touchdown pass in the win.

The Texans defense forced two key turnovers late in the game, with interceptions by Eddie Pleasant and Andre Hal, while limiting the Jets to just a field goal in the first half. J.J. Watt led the defense with eight tackles, five for a loss, five quarterback hits, and two sacks on former teammate Ryan Fitzpatrick.

After a scoreless first quarter, the Texans took an early 3-0 lead with a 20-yard field goal by Nick Novak. The Jets soon tied the score taking advantage of a Houston turnover. Yates fumbled early in the second quarter, leading to 40-yard field goal by former Texan Randy Bullock.

The Texans offense gained momentum soon after following a 61-yard touchdown pass to Hopkins with 3:04 left in the second quarter, giving Houston a 10-3 lead heading into halftime.

The Jets ended the Texans defensive streak with 11:23 left in the third quarter. Fitzpatrick connected with Brandon Marshall on a 21-yard touchdown pass. A long defensive pass interference call on Houston earlier on the drive helped move the ball 44 yards down the field. The Texans and the Jets were tied 10-10.

Houston pulled away with two back-to-back touchdowns in the third quarter. Shorts put his passing skills on display as he threw a 21-yard touchdown pass to Alfred Blue. Shorts contributed 56 yards of offense on the scoring drive that gave the Texans a 17-10 lead with 7:51 left in the third quarter.

Hopkins caught his second touchdown of the day on the very next offensive series. His 20-yard reception capped off a six-play, 63-yard drive to give Houston its biggest lead of the day, up 24-10 with 3:24 left in the third quarter.

The Jets fired back, driving 73 yards down the field, scoring on a six-yard touchdown scramble by Fitzpatrick to cut Houston's lead to just seven.

Fitzpatrick and the Jets attempted to score again but two late picks thwarted their comeback. With 2:53 left in the game, Fitzpatrick's pass, intended for Devin Smith, was intercepted by Pleasant. On the very next drive, Hal picked off Fitzpatrick with 1:52 left in the game. Houston regained possession in the red zone and finished off the game in victory formation.

With the win, the Texans improve to 5-5 on the season and will host New Orleans next Sunday.

SCORING

SCORE BY PERIODS	1	2	3	4	OT	Total
New York Jets	0	3	7	7	0	17
Houston Texans	0	10	14	0	0	24

SCORING DRIVES

Team	Qtr	Time	Play Description (Extra Point) (Drive info)	NYJ	HOU
Texans	2	14:53	N.Novak 20 yd. Field Goal (16-78, 8:00)	0	3
Jets	2	8:21	R.Bullock 40 yd. Field Goal (5-25, 1:59)	3	3
Texans	2	3:04	D.Hopkins 61 yd. pass from T.Yates (N.Novak kick) (4-85, 1:58)	3	10
Jets	3	11:23	B.Marshall 21 yd. pass from R.Fitzpatrick (R.Bullock kick) (5-87, 1:56)	10	10
Texans	3	7:51	A.Blue 21 yd. pass from C.Shorts III (N.Novak kick) (7-80, 3:32)	10	17
Texans	3	3:24	D.Hopkins 20 yd. pass from T.Yates (N.Novak kick) (6-63, 2:49)	10	24
Jets	4	4:20	R.Fitzpatrick 6 yd. run (R.Bullock kick) (9-73, 2:51)	17	24

TEAM STATISTICS

	JETS	TEXANS
TOTAL FIRST DOWNS	16	19
THIRD DOWN EFFICIENCY	3-14-21%	7-18-39%
FOURTH DOWN EFFICIENCY	1-2-50%	0-0-0%
TOTAL NET YARDS	267	364
NET YARDS RUSHING	70	123
NET YARDS PASSING	197	241
PASS ATTEMPTS-COMPLETIONS-HAD INTERCEPTED	39-19-2	35-17-0
KICKOFFS Number-In End Zone-Touchbacks	4-4-4	5-3-1
PUNTS Number and Average	8-45.5	8-52.1
FGs - PATs Had Blocked	0-0	0-0
TOTAL RETURN YARDAGE (Not Including Kickoffs)	39	43
PENALTIES Number and Yards	7-54	3-54
FUMBLES Number and Lost	1-0	2-1
TOUCHDOWNS	2	3
EXTRA POINTS Made-Attempts	2-2	3-3
FIELD GOALS Made-Attempts	1-1	1-1
RED ZONE EFFICIENCY	1-1-100%	0-2-0%
GOAL TO GO EFFICIENCY	1-1-100%	0-1-0%
SAFETIES	0	0
FINAL SCORE	17	24
TIME OF POSSESSION	26:35	33:25

INDIVIDUAL LEADERS

PASSING (Att-Comp-Yds): Houston, T.Yates 34-16-229, C.Shorts III 1-1-21. New York, R.Fitzpatrick 39-19-216.

RUSHING (Att-Yds): Houston, A.Blue 21-58, J.Grimes 6-37, C.Shorts III 4-26, A.Hunt 2-4, J.Prosch 1-3, T.Yates 3-(-5). New York, C.Ivory 8-36, B.Powell 4-22, R.Fitzpatrick 5-12.

RECEIVING (Rec-Yds): Houston, D.Hopkins 5-118, A.Blue 3-34, J.Grimes 3-28, C.Shorts III 2-51, N.Washington 2-13, R.Griffin 2-6. New York, B.Powell 5-67, B.Marshall 5-47, E.Decker 4-81, Q.Enunwa 2-22, C.Ivory 1-9, S.Ridley 1-(-5), W.Johnson 1-(-5).

SACKS (Sk-Yds): Houston, J.Watt 2-14, J.Clowney 0.5-2.5, J.Simon 0.5-2.5. New York, M.Williams 1-9.

INTERCEPTIONS (Int-Yds): Houston, A.Hal 1-20, E.Pleasant 1-(-1). New York, none.

TACKLES (S-A-T): Houston, J.Watt 8-0-8, Q.Demps 4-2-6, E.Pleasant 4-1-5, B.Cushing 4-1-5, B.McKinney 3-2-5, K.Johnson 4-0-4, C.James 1-2-3, J.Joseph 2-0-2, J.Clowney 1-1-2, J.Simon 1-1-2, A.Hal 1-1-2, W.Mercilus 0-2-2, J.Crick 0-1-1, B.Dunn 0-1-1. New York, D.Harrison 9-3-12, D.Harris 5-3-8, M.Gilchrist 3-4-7, C.Pryor 5-1-6, L.Williams 3-3-6, D.Davis 2-4-6, L.Douzable 2-2-4, D.Revis 3-0-3, M.Wilkerson 1-2-3, A.Cromartie 2-0-2, C.Pace 2-0-2, B.Skrine 1-1-2, M.Williams 1-0-1.

MISSED FIELD GOALS: Houston, None. New York, None.

WEEK 11 GAME NOTES

WEEK 14 • HOUSTON TEXANS vs. NEW ENGLAND PATRIOTS

MISCELLANEOUS NOTES

- The following players were inactive for the game: G Oday Aboushi, ILB Akeem Dent, TE Garrett Graham, QB Brian Hoyer, CB Kareem Jackson, S Rahim Moore and RB Chris Polk
- The following players were active but did not play in the game: T Chris Clark, DE Jeoffrey Pagan and QB Brandon Weeden
- The following players were captains for the game: WR DeAndre Hopkins, CB Johnathan Joseph, P Shane Lechler and DE J.J. Watt
- New York won the toss and deferred. Houston elected to receive to start the game

THE TEXANS...

- Won their third straight game, which is the longest winning streak for the team since winning six in a row from Week 6 to 13 in 2012
- Improved to 2-5 overall and 1-2 at home in the all-time series with the Jets
- Won their second consecutive game against the Jets dating back to Oct. 8, 2012
- Improved to 5-5 overall in 2015 (3-2 at home) and 14-12 under Head Coach Bill O'Brien (8-5 at home)
- Improved to 1-1 against the AFC East this season and 14-13 all-time against the division
- Recorded a streak of not allowing a touchdown in 12 consecutive quarters (3rd quarter at Miami, 10/25/15 - 2nd quarter vs. New York Jets, 11/22/15), which is the longest streak in the NFL in 2015 and the second-longest in team history (13 quarters, 12/12/04 - 1/2/05)
- Scored the first points of the game on a 20-yard field goal in the second quarter. The drive lasted 16 plays, 78 yards and 8:00 time of possession. The 16-play drive tied a season-long (Week 6 at Jacksonville, 10/18), while the time of possession was the second-most on a drive for the Texans in 2015
- Extended their lead to 10-3 on a 61-yard touchdown pass from QB T.J. Yates to WR DeAndre Hopkins, a season-long pass and catch for the Texans
- Limited the Jets to 57 total net yards (39 passing, 18 rushing), three first downs, 0-of-5 on third down and 11:09 time of possession in the first half
- Took a 17-10 lead on a 21-yard pass from WR Cecil Shorts III to RB Alfred Blue in the third quarter, capping off a 7-play, 80-yard drive
- Extended their lead to 24-10 on the following offensive possession, as Yates connected with Hopkins for his second touchdown of the day on a 20-yard throw
- Have had four different players throw a touchdown pass this season (Brian Hoyer, Ryan Mallett, T.J. Yates, Cecil Shorts III)
- Held the Jets to 267 net yards (197 passing, 70 rushing), 16 first downs, 3-of-14 (21%) on third down and 26:35 time of possession
- Have not allowed an opponent to convert more than one-third (33.33%) of their third down opportunities in six consecutive games, dating back to Week 5 vs. Indianapolis (10/8)
- Recorded 364 total net yards, the most for the team since posting 382 in Week 6 at Jacksonville (10/18)
- Rushed for 123 yards, the team's second-highest total in 2015 (186, Week 3 vs. Tampa Bay, 9/27)
- Logged 33:25 time of possession, the team's second-highest total in 2015 (36:17, Week 3 vs. Tampa Bay, 9/27)
- Intercepted two-or-more passes for the second time this season and first since Week 6 at Jacksonville (10/18)

RB ALFRED BLUE

- Rushed 21 times for 58 yards and caught three passes for 34 yards and a touchdown
- Caught a 21-yard touchdown pass from WR Cecil Shorts III in the third quarter to give the team a 17-10 lead
- His touchdown reception was the second of his career and first since Oct. 20, 2014 at Pittsburgh

T DUANE BROWN

- Tied Chester Pitts (114) for the second-most career games started in team history
- Tied Chester Pitts (114) for the third-most career games played in team history

OLB JADEVEON CLOWNEY

- Split a sack with OLB John Simon in the fourth quarter, bringing his season and career total to 1.5

ILB BRIAN CUSHING

- Tied for third on the team with five tackles (four solo), including one for loss
- His tackle for loss was his second of the season and first since Week 4 at Atlanta (10/4)

S QUINTIN DEMPS

- Finished second on the team with six tackles (four solo), two passes defended and one tackle for loss
- His passes defended total marked a season-high, while the tackle for loss was his first of the year

RB JONATHAN GRIMES

- Rushed for 37 yards on six carries (6.2 avg.), including a long of 13 yards. Also caught three passes for 28 yards
- Now has 17 receptions for 123 yards in 2015, both of which are single-season career highs

S ANDRE HAL

- Intercepted Jets QB Ryan Fitzpatrick on New York's final offensive possession to seal the game for the Texans
- Marked his third interception of the season and of his career and first since Week 6 at Jacksonville (10/18)

WR DeANDRE HOPKINS

- Led the team with five catches for 118 yards (23.6 avg.) and two touchdowns
- Scored a 61-yard receiving touchdown in the second quarter, the second-longest touchdown reception of his career
- Scored again on a 20-yard pass in the third quarter to give the team a 24-10 lead
- Registered his eighth and ninth touchdown receptions of the year, tying him with Andre Johnson (9 in 2009) for the most in a single season in Texans history
- At 23 years, 169 days old, became the third-youngest player in NFL history to reach 200 career receptions and 3,000 career receiving yards, behind only Larry Fitzgerald (23 years, 108 days) and David Boston (23 years, 126 days)
- Became the fastest player in team history to reach 200 receptions, doing so in his 42nd career game. The previous record was held by Andre Johnson (43 games)
- Became the fastest player in team history to reach 3,000 receiving yards, doing so in his 42nd career game. The previous record was held by Andre Johnson (48 games)
- Became the first player in team history to accumulate 1,000 receiving yards in the first 10 games of a season
- Notched his 10th career 100-yard receiving game, passing Andre Johnson (9) for the most 100-yard receiving games in a player's first three seasons in team history
- Tied Owen Daniels (4) for the second-most career multiple-touchdown games in Texans history
- Tied Andre Johnson (3 in 2009) for the most multiple-touchdown games in a single season in team history
- Extended his streak of consecutive regular season games started to 42, which ranks second among all active NFL wide receivers
- Caught a pass in his 42nd straight career game

RB AKEEM HUNT

- Played in his first career game and rushed for two yards on his first career carry

C BEN JONES

- Extended his streak of consecutive games played to 58, which is the second-longest active streak among NFL centers

P SHANE LECHLER

- Punted eight times for 417 yards (52.1 avg., 42.3 net), including a long of 63 yards, and pinned one inside the 20-yard line
- Reached 400 career punts pinned inside the 20 and passed Craig Hentrich (399) for the third-most such punts in the NFL since 1976
- Tied Al Del Greco (248) for the 40th-most career games played in NFL history
- Extended his streak of consecutive games played to 216, which leads all active NFL players

WEEK 11 GAME NOTES

WEEK 14 • HOUSTON TEXANS vs. NEW ENGLAND PATRIOTS

WR KEITH MUMPHERY

- Passed Vernand Morency (437) for the third-most combined (punt and kickoff) return yards by a rookie in franchise history
- Finished the game with five punt returns for 24 yards

K NICK NOVAK

- Made a 20-yard field goal in the second quarter to give the Texans a 3-0 lead
- Added three extra points for a total of six points in the game

ILB BRIAN PETERS

- Led the team with three special teams tackles, including two solo stops

S EDDIE PLEASANT

- Made his first career interception when he picked off Jets QB Ryan Fitzpatrick in the fourth quarter
- Tied for third on the team with a career-high five tackles (four solo) and tied a career-high with two passes defended

OLB JOHN SIMON

- Split a sack with OLB Jadeveon Clowney in the fourth quarter
- Has totaled 3.5 sacks in the last five games and 5.0 for his career

WR CECIL SHORTS III

- Threw a 21-yard touchdown pass to RB **Alfred Blue** in the third quarter to give the Texans a 17-10 lead. It marked his second career passing touchdown, as he is now 3-of-3 for 53 yards, two touchdowns and a 158.3 passer rating. Also threw for a score as a member of the Jacksonville Jaguars on 12/28/14 at Houston
- The last non-quarterback to throw a touchdown for the Texans was RB **Arian Foster** in Week 16 vs. Baltimore (12/21/14) in 2014
- Registered a career-long 12-yard run in the first quarter and finished with four rushing attempts for 26 yards
- Became the fifth player in franchise history to record at least one passing completion, rushing attempt and reception in a game

DE J.J. WATT

- Led the team with eight solo tackles, including five for loss, 2.0 sacks and five quarterback hits
- Notched his fourth straight season with 10.0-or-more sacks, which is the longest active streak in the NFL
- Brought his sack total up to 11.5 for the season, 68.5 for his career and has now posted 21 career multi-sack (1.5-or-more) games
- His tackles for loss total was his highest since Week 1 against Kansas City (6)
- Extended his streak of consecutive regular season games started to 74, which ranks third among active NFL defensive ends

QB T.J. YATES

- Completed 16-of-34 passes for 229 yards, two touchdowns, no interceptions and an 89.0 passer rating
- His touchdown total tied a single-game career-high, while his passing yardage mark was the second-most he's ever tallied (300, at CIN, 12/11/11)
- Threw a 61-yard touchdown pass to WR DeAndre Hopkins in the second quarter, the longest passing touchdown of his career
- Threw a 20-yard touchdown to Hopkins in the third quarter, giving the team a 24-10 lead
- Made his first start since opening five regular season and two postseason games as a rookie with Houston in 2011

WEEK 12 GAME SUMMARY

WEEK 14 • HOUSTON TEXANS vs. NEW ENGLAND PATRIOTS



WEEK 12: Houston 24 vs. New Orleans 6

71,778 • NRG Stadium • Houston, TX • Nov. 29, 2015



GAME SUMMARY

The Texans won their fourth consecutive game on Sunday, defeating the New Orleans Saints 24-6 in front of 71,778 fans at NRG Stadium.

Brian Hoyer's return to the lineup was a ceremonious one, as he suited up for his first start after suffering a concussion on Nov. 16 at Cincinnati. Hoyer was 21-of-27 for 205 yards, two touchdowns, one interception, and a 107.6 passer rating. Hoyer's perfect first quarter included completing 9-of-9 passes and throwing a touchdown pass on both drives to give Houston an early 14-0 lead.

The Texans run game put up 167 yards with Alfred Blue leading the way. Blue had 16 carries for 77 yards and a touchdown. Jonathan Grimes, Chris Polk, rookie Akeem Hunt, and Shorts each added to the Texans total on the ground.

Houston's defense kept Drew Brees and the Saints offense without a touchdown in the win. New Orleans had its only scores come from two field goals, one a 57-yarder, in the second quarter. Brees was 25-of-44 yards, one interception, and a 61.6 passer rating on the day. J.J. Watt had two sacks and reached a league-high 13.5 for the year.

Hoyer's first touchdown came on a 10-yard pass to tight end Ryan Griffin to cap off an 11-play, 70-yard drive. The Texans offense didn't slow down, adding a three-yard touchdown catch by Cecil Shorts III on their next possession.

A touchdown early in the third quarter extended the Texans lead. Penalties on the Saints and a 37-yard catch by Griffin moved the ball into red zone territory. For the second week in a row, Blue found the endzone following an eight-yard score.

Nick Novak added a 34-yard field goal on the very next drive as the Texans took a 24-6 lead heading into the fourth quarter.

Kareem Jackson also returned for his first start after missing four games with an ankle injury. Jackson intercepted Brees early in the fourth quarter and returned it 50 yards to mid-field. Jackson's pick occurred at the Houston goal-line, as the Saints were looking to score their first touchdown of the day.

With the win, the Texans improve to 6-5 on the year and head to Buffalo to face the Bills next Sunday.

SCORING

SCORE BY PERIODS	1	2	3	4	OT	Total
New Orleans Saints	0	6	0	0	0	6
Houston Texans	14	0	10	0	0	24

SCORING DRIVES

Team	Qtr	Time	Play Description (Extra Point) (Drive info)	NO	HOU
Texans	1	6:57	R.Griffin 10 yd. pass from B.Hoyer (N.Novak kick) (11-70, 6:06)	0	7
Texans	1	1:29	C.Shorts III 3 yd. pass from B.Hoyer (N.Novak kick) (7-50, 3:29)	0	14
Saints	2	6:31	K.Forbath 30 yd. Field Goal (6-36, 2:21)	3	14
Saints	2	1:12	K.Forbath 57 yd. Field Goal (8-41, 1:19)	6	14
Texans	3	11:28	A.Blue 8 yd. run (N.Novak kick) (6-80, 3:32)	6	21
Texans	3	6:05	N.Novak 34 yd. Field Goal (8-54, 3:23)	6	24

TEAM STATISTICS

	SAINTS	TEXANS
TOTAL FIRST DOWNS	14	23
THIRD DOWN EFFICIENCY	3-12-25%	6-13-46%
FOURTH DOWN EFFICIENCY	0-1-0%	0-0-0%
TOTAL NET YARDS	268	362
NET YARDS RUSHING	50	167
NET YARDS PASSING	218	195
PASS ATTEMPTS-COMPLETIONS-HAD INTERCEPTED	44-25-1	27-21-1
KICKOFFS Number-In End Zone-Touchbacks	3-3-1	5-5-3
PUNTS Number and Average	6-46.8	4-47.3
FGs - PATs Had Blocked	0-0	0-0
TOTAL RETURN YARDAGE (Not Including Kickoffs)	36	81
PENALTIES Number and Yards	10-82	6-40
FUMBLES Number and Lost	1-0	2-0
TOUCHDOWNS	0	3
EXTRA POINTS Made-Attempts	0-0	3-3
FIELD GOALS Made-Attempts	2-2	1-1
RED ZONE EFFICIENCY	0-3-0%	3-4-75%
GOAL TO GO EFFICIENCY	0-0-0%	2-2-100%
SAFETIES	0	0
FINAL SCORE	6	24
TIME OF POSSESSION	23:37	36:23

INDIVIDUAL LEADERS

PASSING (Att-Comp-Yds): Houston, B.Hoyer 27-21-205. New Orleans, D.Brees 44-25-228.

RUSHING (Att-Yds): Houston, A.Blue 16-77, A.Hunt 3-27, J.Grimes 7-25, C.Polk 6-21, C.Shorts III 3-20, B.Hoyer 3-(-3). New Orleans, M.Ingram 9-52, C.Spiller 1-(-2).

RECEIVING (Rec-Yds): Houston, D.Hopkins 5-36, R.Griffin 4-72, N.Washington 3-43, C.Shorts III 3-18, C.Fiedorowicz 2-20, J.Grimes 1-8, C.Polk 1-6, A.Blue 1-4, A.Hunt 1-(-2). New Orleans, M.Ingram 6-45, B.Cooks 5-35, B.Watson 4-53, W.Snead 4-50, M.Colston 3-38, C.Spiller 2-8, T.Graham 1-(-1).

SACKS (Sk-Yds): Houston, J.Watt 2-10. New Orleans, C.Jordan 1-10.

INTERCEPTIONS (Int-Yds): Houston, K.Jackson 1-50. New Orleans, J.Byrd 1-24.

TACKLES (S-A-T): Houston, J.Joseph 5-2-7, J.Watt 3-2-5, Q.Demps 3-2-5, E.Pleasant 2-3-5, K.Johnson 4-0-4, K.Jackson 2-2-4, B.McKinney 2-2-4, A.Hal 3-0-3, J.Simon 2-1-3, B.Cushing 2-1-3, J.Clowney 1-1-2, Mercilus 1-0-1, C.James 1-0-1, J.Crick 0-1-1, V.Wilfork 0-1-1. New Orleans, K.Vaccaro 8-5-13, S.Anthony 8-2-10, M.Mauti 5-2-7, J.Byrd 4-3-7, R.Humber 1-6-7, J.Jenkins 4-2-6, B.Browner 3-1-4, C.Jordan 2-2-4, D.Breaux 2-2-4, B.Richardson 3-0-3, H.Kikaha 0-3-3, T.Davison 0-3-3, K.Wilson 1-1-2, T.Barnes 0-2-2, K.Williams 1-0-1.

MISSED FIELD GOALS: Houston, None. New Orleans, None.

WEEK 12 GAME NOTES

WEEK 14 • HOUSTON TEXANS vs. NEW ENGLAND PATRIOTS

MISCELLANEOUS NOTES

- The following players were inactive for the game: G Oday Aboushi, CB A.J. Bouye, TE Garrett Graham, S Rahim Moore, DE Jeffrey Pagan, WR Jaelen Strong, QB Brandon Weeden
- The following players were active but did not play in the game: T Chris Clark and QB T.J. Yates
- The following players were captains for the game: T Duane Brown, P Shane Lechler, DE J.J. Watt and NT Vince Wilfork
- New Orleans won the toss and elected to receive to start the game
- The attendance (71,778) was the most in a Texans home game this season and tied for the third-most in franchise history

THE TEXANS...

- Won their fourth consecutive game, which is the team's longest winning streak since 2012
- Improved to 2-2 overall and 2-0 at home against the Saints
- Improved to 2-2 against NFC South opponents this season and 9-7 all-time
- Improved to 94-125 all-time in the regular season and 55-55 at home
- Improved to 15-12 overall and 9-5 at home under Head Coach Bill O'Brien
- Rushed for over 100 yards for the second straight game and third time overall this season
- Notched a season-high 36:23 time of possession
- Recorded over 100 net rushing yards for the second straight game and third time overall this season, as they posted their second-highest rushing total in a game in 2015 (167)
- Limited the Saints to 268 net yards (218 passing, 50 rushing), 14 first downs, 3-of-12 (25%) on third down, 0-of-3 in the red zone and 23:37 time of possession
- Allowed a season-low 50 rushing yards
- Scored a touchdown on the opening drive of the game for the first time this season when QB Brian Hoyer connected with TE Ryan Griffin on a 10-yard score. The drive lasted 11 plays, 75 yards and 6:06 time of possession
- Took a 14-0 lead after a 3-yard touchdown pass from Hoyer to WR Cecil Shorts III
- The 14 points mark the most points scored in the first quarter for the Texans this season
- Scored on an 8-yard run by RB Alfred Blue to open the second half, capping a 6-play, 80-yard drive that used 3:32 time of possession
- Broke a 155-game streak in which the Saints had scored a touchdown, which was the second-longest streak in NFL history
- Snapped a 45-game streak in which Saints QB Drew Brees had thrown for at least one touchdown, which was the longest active streak in the NFL
- Allowed only two touchdowns in the month of November, which is tied for the fourth-lowest NFL total in the month since 1970
- Have allowed only two touchdowns in the past 18 quarters of play, dating back to Week 7 at Miami (10/25)
- Held their opponent to six points for the third time in the past four games
- Had three cornerbacks (Johnathan Joseph, Kevin Johnson and Kareem Jackson) notch a tackle for loss in the game

RB ALFRED BLUE

- Rushed 16 times for 77 yards (4.8 avg.) and a touchdown
- Scored on an 8-yard run to open the second half, marking his second rushing touchdown of the season and fourth of his career
- Scored a touchdown in his second consecutive game after posting a receiving touchdown in Week 11 against the New York Jets (11/22)

T DUANE BROWN

- Passed Chester Pitts (114) for the second-most career games started in team history
- Passed Chester Pitts (114) for the third-most career games played in team history

S QUINTIN DEMPS

- Tied for second on the team with five tackles (three solo) and one pass defended
- Notched his second straight game with at least one pass defended

TE RYAN GRIFFIN

- Reeled in four catches for a career-high 72 yards and a touchdown
- Caught his first touchdown of the season and third of his career on a 10-yard pass from QB Brian Hoyer on the opening possession of the game
- Posted a season-long 36-yard reception in the third quarter

WR DeANDRE HOPKINS

- Caught five passes for 36 yards in the game
- Passed Andre Johnson (208) for the most receptions in a player's first three seasons in team history
- His 81 receptions this season are the most by any player 23-or-younger through 11 team games in NFL history, according to Elias
- Set a single-season career-high in receptions, surpassing his previous best of 76 in 2014
- Passed Andre Johnson (79 in 2004) for the eighth-most receptions in a single season in team history

- Extended his streak of consecutive regular season games started to 43, which ranks second among all active NFL wide receivers
- Caught a pass in his 43rd straight career game

QB BRIAN HOYER

- Completed 21-of-27 passes for 205 yards, two touchdowns, one interception and a 107.6 passer rating
- Notched his fifth game of the season with over a 100.0 passer rating, which ties Matt Schaub (5 in 2008, '10 and '11) for the third-most such games in a season in Texans history
- Notched his sixth multiple-touchdown game of the season and 10th of his career
- With his third completion of the day, reached 500 for his career
- Opened the game with 11 straight completions before throwing an interception in the second quarter
- Threw a 10-yard touchdown pass to TE Ryan Griffin on the opening drive of the game. Completed 7-of-7 passes for 55 yards and a 139.0 passer rating on the drive
- Connected with WR Cecil Shorts III on a 3-yard touchdown pass on Houston's second drive of the game, giving him his second touchdown of the game, 15th of the season and 34th of his career

RB AKEEM HUNT

- Finished with three carries for 27 yards (9.0 avg.) in the game
- Notched a career-long 12-yard rush in the first quarter

CB KAREEM JACKSON

- Intercepted Saints QB Drew Brees in the fourth quarter and returned it 50 yards
- The interception marked his first of the season and 11th of his career, tying Marcus Coleman and Aaron Glenn for the third-most career picks in franchise history
- Finished the game with four tackles (two solo), one interception and one tackle for loss

C BEN JONES

- Extended his streak of consecutive games played to 59, which is the second-longest active streak among NFL centers

CB JOHNATHAN JOSEPH

- Led the team with seven tackles (five solo), including one for loss, and one pass defended
- It marked the first time this season that Joseph led the team in tackles
- Recorded his fourth straight game with at least one pass defended

P SHANE LECHLER

- Punted four times for 189 yards (47.3 avg., 29.3 net), including a long of 51 yards
- Passed Al Del Greco (248) for the 40th-most career games played in NFL history
- Extended his streak of consecutive games played to 217, which leads all active NFL players

WR KEITH MUMPHERY

- Tallied 83 combined return yards (52 kickoff, 31 punt) and surpassed 500 for the season

K NICK NOVAK

- Made a 34-yard field goal in the third quarter to give the Texans a 24-6 lead
- Totaled six points on one made field goal and three extra points

S EDDIE PLEASANT

- Tied for second on the team with five tackles (two solo) and added one pass defended
- Now has four passes defended on the season and at least one in each of the last three games

WR CECIL SHORTS III

- Caught three passes for 18 yards and a touchdown. Also rushed three times for 20 yards (6.7 avg.)
- Scored on a 3-yard pass from Hoyer in the first quarter, giving him his second touchdown of the season and 14th of his career

DE J.J. WATT

- Finished the game with five tackles (three solo), 2.0 sacks and seven quarterback hits
- In his 75th career game, became the second-fastest player in NFL history to reach 70.0 sacks (Reggie White, 57 games)
- Posted his fourth straight season with 40-or-more quarterback hits and reached 200 career quarterback hits
- Notched his fifth game of the season and 20th of his career with 2.0-or-more sacks
- In the last five games, has recorded 27 tackles, 9.5 sacks, 29 quarterback hits and 12 tackles for loss
- Recorded his fifth straight game with a sack, tied for the third-longest streak in Texans history. It also marked Watt's fifth career five-or-more-game sack streak
- Extended his streak of consecutive regular season games started to 75, which ranks third among active NFL defensive ends

WEEK 13 GAME SUMMARY

WEEK 14 • HOUSTON TEXANS vs. NEW ENGLAND PATRIOTS



WEEK 13: Houston 21 at Buffalo 30
68,544 • Ralph Wilson Stadium • Orchard Park, N.Y. • Dec. 6, 2015



GAME SUMMARY

The Texans four-game win streak ended on Sunday as they fell 30-21 to the Buffalo Bills. Despite three touchdown passes by **Brian Hoyer**, Houston was unable to come away with the victory.

Hoyer was 26-of-43 for 293 yards and threw three touchdowns, compiling a 94.4 passer rating. The Texans offense put up 401 yards was also 3-of-3 in red zone.

Early mistakes and penalties hurt the Texans, who were flagged 10 times for 89 yards on the game. After a slow start in the first half where they allowed 204 yards, Houston's defense gained steam after halftime keeping the Bills scoreless until the fourth quarter. **Jadeveon Clowney** had three tackles, two for a loss, one quarterback hit and a sack in the game.

Bills quarterback Tyrod Taylor completed 11-of-21 for 211 yards. Taylor accounted for every Buffalo score, as he threw three touchdown passes and rushed for another. **LeSean McCoy** keyed the Bills rushing attack, gaining 112 yards on 21 carries.

DeAndre Hopkins also gained steam in the fourth quarter, after recording just one catch in the first half. Hopkins scored on a 19-yard touchdown reception and finished the game with five grabs for 88 yards. **Cecil Shorts III** led all Texans receivers with six catches for 91 yards.

The Bills took an early 7-0 lead after Tyrod Taylor threw a three-yard touchdown pass to **Sammy Watkins** on Buffalo's first possession.

Houston responded with an 11-play, 80-yard drive. **Chris Polk** rushed for 20 yards on the scoring drive that ended in an 8-yard touchdown pass from Brian Hoyer to **Ryan Griffin**. **Nick Novak** missed the extra point attempt.

Taylor's 8-yard touchdown run gave Bills a 14-6 lead at the start of the second quarter.

Hoyer added a 14-yard scramble and a keeper on third-and-1 to set up the Texans second scoring drive. One play later, Chris Polk caught an 11-yard touchdown pass. The Texans trailed 14-13 with 3:57 left in second quarter.

Momentum shifted when Taylor threw a deep 53-yard pass to Watkins to start the ensuing drive. The Bills took a 21-13 lead heading into halftime, following a two-yard touchdown pass to Robert Woods.

The Texans emerged in the second half with momentum of their own. **Charles James II** downed the first two **Shane Lechler** punts of the third quarter inside the Houston 10-yard line. Buffalo's only scoring opportunity in the third-quarter was on a missed 50-yard field goal.

Hopkins scored on a 19-yard touchdown reception with 9:12 left in the fourth quarter. Hoyer threw two deep passes to Hopkins for 23 and 29 yards on the six-play, 83-yard drive. The two-point conversion to **Jonathan Grimes** was successful, tying the game at 21.

Taylor threw his third touchdown of the day with less than two minutes left in the fourth quarter. A 40-yard pass to tight end Charles Clay gave the Bills a 27-21 lead as Dan Carpenter missed the extra point attempt.

The Texans received the ball with 1:53 remaining, but were unable to score and turned it over on downs. Carpenter added a 36-yard field goal just two plays later to give Houston the ball with 0:37 left in the game.

With the loss, the Texans fall to 6-6 and will host the New England Patriots next Sunday night.

SCORING

SCORE BY PERIODS	1	2	3	4	OT	Total
Houston Texans	6	7	0	8	0	21
Buffalo Bills	7	14	0	9	0	30

SCORING DRIVES

Team	Qtr	Time	Play Description (Extra Point) (Drive info)	HOU	BUF
Bills	1	9:37	S.Watkins 3 yd. pass from T.Taylor (D.Carpenter kick) (7-53, 3:36)	0	7
Texans	1	3:58	R.Griffin 8 yd. pass from B.Hoyer (kick failed, wr) (11-80, 5:39)	6	7
Bills	2	14:53	T.Taylor 8 yd. run (D.Carpenter kick) (9-71, 4:05)	6	14
Texans	2	3:57	C.Polk 11 yd. pass from B.Hoyer (N.Novak kick) (10-60, 5:08)	13	14
Bills	2	0:30	R.Woods 2 yd. pass from T.Taylor (D.Carpenter kick) (7-71, 3:27)	13	21
Texans	4	9:12	D.Hopkins 19 yd. pass from B.Hoyer (J.Grimes run) (6-83, 2:46)	21	21
Bills	4	1:53	C.Clay 40 yd. pass from T.Taylor (kick failed, hlu) (4-65, 0:40)	21	27
Bills	4	0:33	D.Carpenter 36 yd. Field Goal (4-2, 1:00)	21	30

TEAM STATISTICS

	TEXANS	BILLS
TOTAL FIRST DOWNS	21	15
THIRD DOWN EFFICIENCY	7-15-47%	8-16-50%
FOURTH DOWN EFFICIENCY	0-1-0%	0-0-0%
TOTAL NET YARDS	401	390
NET YARDS RUSHING	126	187
NET YARDS PASSING	275	203
PASS ATTEMPTS-COMPLETIONS-HAD INTERCEPTED	43-26-1	21-11-0
KICKOFFS Number-In End Zone-Touchbacks	4-2-0	6-5-5
PUNTS Number and Average	7-40.7	6-45.3
FGs - PATs Had Blocked	0-0	0-0
TOTAL RETURN YARDAGE (Not Including Kickoffs)	0	16
PENALTIES Number and Yards	10-89	5-42
FUMBLES Number and Lost	0-0	0-0
TOUCHDOWNS	3	4
EXTRA POINTS Made-Attempts	2-3	3-4
FIELD GOALS Made-Attempts	0-0	1-2
RED ZONE EFFICIENCY	3-3-100%	3-4-75%
GOAL TO GO EFFICIENCY	0-0-0%	3-3-100%
SAFETIES	0	0
FINAL SCORE	21	30
TIME OF POSSESSION	31:53	28:07

INDIVIDUAL LEADERS

PASSING (Att-Comp-Yds): Houston, B. Hoyer 43-26-293. Buffalo, T. Taylor 21-11-211.
RUSHING (Att-Yds): Houston, C.Polk 12-61, J.Grimes 5-28, B.Hoyer 3-15, A.Blue 4-14, A.Hunt 1-7, C.Shortts III 1-1. Buffalo, L.McCoy 21-112, M.Gillislee 7-41, T.Taylor 7-28, A.Dix-on 1-6.
RECEIVING (Rec-Yds): Houston, C.Shortts III 6-91, N.Washington 6-44, D.Hopkins 5-88, R.Griffin 3-29, J.Grimes 2-15, C.Polk 1-11, C.Fiedorowicz 1-8, K.Lamm 1-7. Buffalo, C.Clay 4-66, S.Watkins 3-109, R.Woods 2-19, C.Hogan 1-12, M.Gillislee 1-5.
SACKS (Sk-Yds): Houston, J.Clowney 1-8. Buffalo, B.Rambo 1-8, J.Hughes 1-10.
INTERCEPTIONS (Int-Yds): Houston, none. Buffalo, M.Easley 1-0.
TACKLES (S-A-T): Houston, J.Simon 5-1-6, K.Jackson 5-1-6, A.Hal 4-1-5, V.Wilfork 4-0-4, W.Mercilus 3-1-4, B.McKinney 2-2-4, J.Watt 2-2-4, J.Clowney 3-0-3, B.Cushing 3-0-3, J.Joseph 3-0-3, K.Johnson 2-1-3, Q.Demps 2-1-3, J.Crick 2-1-3, B.Dunn 1-1-2, E.Pleasant 1-0-1. Buffalo, P.Brown 5-4-9, M.Lawson 7-1-8, R.Darby 6-1-7, C.Bryant 5-1-6, B.Rambo 4-2-6, J.Hughes 4-2-6, N.Robey 5-0-5, M.Dareus 3-1-4, C.Graham 2-1-3, S.Gilmore 2-0-2, T.Steward 1-1-2, K.Reddick 1-1-2, L.McKelvin 1-0-1.
MISSED FIELD GOALS: Houston, none. Buffalo, D.Carpenter (50).

WEEK 13 GAME NOTES

WEEK 14 • HOUSTON TEXANS vs. NEW ENGLAND PATRIOTS

MISCELLANEOUS NOTES

- The following players were inactive for the game: G Brandon Brooks, TE Garrett Graham, S Rahim Moore, CB Darryl Morris, DE Jeffery Pagan, ILB Justin Tuggle and QB Brandon Weeden
- The following player was active but did not play in the game: QB T.J. Yates
- The following players were captains for the game: ILB Brian Cushing, P Shane Lechler and WR Nate Washington
- Buffalo won the toss and deferred. Houston elected to receive to start the game

THE TEXANS...

- Fell to 6-6 on the season and 15-13 under Head Coach Bill O'Brien, snapping a four-game winning streak from Weeks 8-12
- Dropped to 4-4 overall and 2-2 on the road in the all-time series with the Bills
- Recorded 401 total net yards (275 passing, 126 rushing), 21 first downs and 31:53 time of possession, while converting 7-of-15 (47%) third downs
- Posted over 400 total net yards of offense for the fourth time this season and first since Week 5 against Indianapolis (10/8)
- Scored a touchdown on 3-of-3 red zone opportunities
- After allowing 21 first-half points, held the Bills to only nine points in the second half
- Scored on an 8-yard pass from QB Brian Hoyer to TE **Ryan Griffin** in the first quarter, capping an 11-play, 80-yard drive lasting 5:39 time of possession
- Recorded their second scoring drive of 10-or-more plays on a 10-play, 60-yard drive lasting 5:08. Hoyer threw an 11-yard touchdown pass to RB **Chris Polk**
- Scored their third touchdown of the day on a 19-yard pass from Hoyer to WR **DeAndre Hopkins**. RB **Jonathan Grimes** ran for the 2-point conversion to tie the game at 21

OLB JADEVEON CLOWNEY

- Brought down Bills QB Tyrod Taylor for a sack in the fourth quarter, bringing his total to 2.5 for the season
- Finished with three solo tackles, including two for loss and 1.0 sack
- His two tackles for loss tied a single-game career-high

TE RYAN GRIFFIN

- Finished with three catches for 29 yards and a touchdown
- Caught an 8-yard touchdown pass in the first quarter, his second of the season, a single-season career-high, and fourth of his career
- The score marked his second straight game with a touchdown

RB JONATHAN GRIMES

- Rushed for 28 yards on five carries (5.6 avg.) and caught two passes for 15 yards
- Rushed for a two-point conversion in the fourth quarter, tying the game at 21

S ANDRE HAL

- Finished third on the team with a single-game career-high five tackles and contributed with one pass defended

WR DeANDRE HOPKINS

- Caught five passes for 88 yards and a touchdown
- With his 10th receiving touchdown of the year, set a franchise record for the most receiving touchdowns in a single season
- Passed Andre Johnson (85 in 2014) for the seventh-most receptions in a single season in team history
- Passed Andre Johnson (1,147 in 2006) for the seventh-most receiving yards in a single season in team history
- Scored on a 29-yard pass from QB Brian Hoyer in the fourth quarter to tie the game at 21
- Extended his streak of consecutive regular season games started to 44, which ranks second among all active NFL wide receivers
- Caught a pass in his 44th straight career game

QB BRIAN HOYER

- Completed 26-of-43 passes for 293 yards, three touchdowns, one interception and a 94.4 passer rating. On three rushing attempts, ran for 15 yards and two first downs
- With his 18th touchdown of the season, passed Ryan Fitzpatrick (17) for the fourth-most career passing touchdowns in franchise history. Also passed

Fitzpatrick (17) for the fourth-most passing touchdowns in a single season in team history

- Notched his third 3-touchdown game of the year, which is tied for the most such games in a season in franchise history (Matt Schaub, three in 2009)
- Threw multiple touchdowns in a game for the seventh time in nine games played this season
- Threw an 8-yard touchdown pass to TE **Ryan Griffin** in the first quarter
- Connected with RB **Chris Polk** on an 11-yard touchdown pass in the second quarter
- Threw a 19-yard touchdown pass to WR **DeAndre Hopkins** in the fourth quarter to tie the game at 21

CB KAREEM JACKSON

- Tied for the team lead with six tackles, including five solo stops

CB CHARLES JAMES

- Downed two punts inside the 10-yard line, including one at the 9-yard line and one at the 5-yard line

C BEN JONES

- Extended his streak of consecutive games played to 60, which is the second-longest active streak among NFL centers

T KENDALL LAMM

- Recorded his first career reception for a gain of seven yards in the first quarter

P SHANE LECHLER

- Punted seven times for 285 yards (40.7 avg., 38.4 net), including a long of 57 yards, and pinned four inside the 20-yard line
- Played in his 250th career game and tied Pat Leahy, Eddie Murray and Eugene Robinson for the 37th-most career games played in NFL history
- Extended his streak of consecutive games played to 218, which leads all active NFL players

OLB WHITNEY MERCILUS

- Registered four tackles (three solo) and one pass defended, his second of the year and first since Week 1 against Kansas City (9/13)

RB CHRIS POLK

- Led the team with a single-game career-high 61 rushing yards on 12 carries (5.1 avg.)
- Scored his first career receiving touchdown on an 11-yard pass from Hoyer in the second quarter
- Recorded a season-long 20-yard run in the first quarter

WR CECIL SHORTS III

- Led the team with six receptions for 91 yards, including a long of 23 yards
- His reception total tied a single-game season-high, while his yardage total was a personal-best for 2015

OLB JOHN SIMON

- Tied for the team lead with six tackles (five solo) and added a quarterback hit

WR NATE WASHINGTON

- Tied for the team lead with six receptions for 44 yards

DE J.J. WATT

- Totaled four tackles (two solo), including one for loss
- Extended his streak of consecutive regular season games started to 76, which ranks third among active NFL defensive ends

NT VINCE WILFORK

- Notched a single-game season-high four solo tackles



ODAY ABOUSHI GUARD

78

Height: 6-5 | Weight: 308 | College: Virginia |
Hometown: Brooklyn, NY | 3rd NFL Season |
1st with Texans | Age: 24 | Acquired: W-'15 |
2015 GP/GS: 7/5 | Career GP/GS (Playoffs): 22/15 (0/0) |
Teams: N.Y. Jets, 2013-15; Houston, 2015 |

TRANSACTIONS: Selected by the New York Jets in fifth round (141st pick overall) of the 2013 NFL Draft...Released by the Jets on September 15, 2015...Claimed off waivers by the Houston Texans on September 16, 2015.

CAREER:

- Started in a career-high 10 games in 2014 after replacing an injured Brian Winters at left guard
- As a rookie fifth-round selection in 2013, earned a place on the N.Y. Jets' 53-man roster for the entire season, but was inactive for all 16 games

2015 (Houston 7/5):

- Claimed off waivers on 9/16
- Inactive in Week 2 at Carolina (9/20)
- Made his first start for the team at left guard Week 3 vs. Tampa Bay (9/27)
- Inactive in Weeks 10-12
- Started at right guard at Buffalo (12/6)

2014 (New York Jets 15/10):

- Started in 10 games (Week 7 through Week 17) and helped block for the third-best rushing offense in the NFL
- Part of an offensive line that helped the offense register 494 total yards, including 104 on the ground at Miami (12/28)
- Protected QB Geno Smith who threw for a career-best 358 yards, three touchdowns and a perfect 158.3 passer rating at Miami (12/28)
- Part of an offensive line that helped the team gain 277 total rushing yards on 49 attempts (5.7 avg.) which ranks eighth-most in Jets history vs. Miami (12/1)
- Registered career-high playtime when he stepped in for injured LG Brian Winters in the third quarter and finished the game vs. Denver (10/12)
- Saw his first NFL action at guard in the second quarter at Green Bay (9/14)
- Drew his first start at left guard on Thursday Night Football at New England (10/16)
- Played for current Texans Offensive Line Coach Mike Devlin

2013 (New York Jets 0/0):

- Played in all four preseason games but no regular season games

COLLEGE:

- In four seasons at Virginia, started 37-of-43 games on the offensive line
- As a senior, named to the All-ACC first-team after starting all 12 games and averaging more than 10 knockdown blocks at left tackle
- Served as a team captain
- Started all 13 games as a junior, earning All-ACC second-team honors and leading an offensive line that limited opponents to 16 sacks

PERSONAL:

- As a senior at Xaverian (NY) HS, earned second-team all-state as an offensive lineman
- Also recorded 70 tackles and seven sacks.
- The ninth of 10 children
- Honored by Secretary of State Clinton in September of 2011 with about a dozen other Muslim athletes at a reception in Washington D.C., commemorating Eid ul-Fitr
- In December of 2012, helped victims of Superstorm Sandy
- Twitter: @Oday_Aboushi75

ABOUSHI'S CAREER GAMES PLAYED

Games/Starts: 2013: 0/0; 2014: 15/10; 2015: 7/5. Total: 22/15.



ALFRED BLUE RUNNING BACK

Height: 6-2 | Weight: 223 | College: LSU |
Hometown: Boutte, La. | 2nd NFL season |
2nd with Texans | Age: 24 | Acquired: D6b-'14 |
2015 GP/GS: 12/8 | Career GP/GS (Playoffs): 28/11 (0/0) |
Teams: Houston, 2014-15 |

28

TRANSACTIONS: Selected by Houston Texans with the fifth pick in the sixth round (181st overall) of 2014 NFL Draft...Signed by Texans on May 16, 2014.

CAREER:

- The first player in franchise history with a rushing, receiving and return touchdown in the same season in 2014
- Holds the franchise record for carries in a game (36) at Cleveland (11/16/14)

2015 (Houston 12/8):

- Started vs. Kansas City (9/13) and ran for a team-high 42 yards on nine carries
- Passed Ahman Green (554) for the eighth-most career rushing yards in team history
- Started at Carolina (9/20) and ran for six yards on five carries
- Recorded the second-most rushing attempts (31) and rushing yards (139) in a single game of his career vs. Tampa Bay (9/27)
- Posted the second 100-yard rushing game of his career vs. Tampa Bay (9/27) and first since Nov. 16, 2014 at Cleveland
- Scored his first rushing touchdown of the season and third of his career on a 20-yard run in the fourth quarter vs. Tampa Bay (9/27). It marked the longest rushing touchdown of his career
- Ran for 22 yards on six carries and had one reception for 11 yards vs. Indianapolis (10/8)
- Finished second on the team with five receptions for 33 yards. Also tallied 39 rushing yards on 14 carries vs. Tennessee (11/1)
- Reached 800 rushing yards for his career (801) vs. Tennessee (11/1)
- Rushed 21 times for 58 yards and caught three passes for 34 yards and a touchdown vs. N.Y. Jets (11/22)
- Caught a 21-yard touchdown pass from WR Cecil Shorts III in the third quarter to give the team a 17-10 lead vs. N.Y. Jets (11/22)
- His touchdown reception was the second of his career and first since Oct. 20, 2014 at Pittsburgh
- Rushed 16 times for 77 yards (4.8 avg.) and a touchdown vs. New Orleans (11/29)
- Scored on an 8-yard run to open the second half vs. New Orleans (11/29), marking his second rushing touchdown of the season and fourth of his career
- Scored a touchdown in his second consecutive game after posting a receiving touchdown in Week 11 against the New York Jets (11/22)

2014 (Houston 16/3):

- Finished the season with 528 yards, which was the fourth-highest total for a rookie rusher in franchise history.
- Set the franchise record for carries in a game with 36 and tied a rookie-rushing record with 156 yards at Cleveland on 11/16
- Blocked a punt and returned it five yards for his first career touchdown vs Washington (9/7) in Week 1
- Rushed for 40 yards on 11 carries in Week 2 against Oakland (9/14)
- Earned his first career start and carried the ball 13 times for 78 yards (6.0 avg.) with a long of 46 yards against the Giants (9/21) in Week 3
- Recovered a fumble, had a tackle on special teams and ran four times for 14 yards at Dallas (10/5) in Week 5
- Hauled in his first career touchdown reception (11 yards), rushed for 14 yards, gained seven yards on a fake punt, downed a punt on the 1 yard-line in the third quarter and registered a special teams tackle at Pittsburgh (10/20) in Week 7
- Carried the ball 14 times for 42 yards (3.0) and made a season-long 22-yard reception at Tennessee (10/26) in Week 8
- Started and set a franchise record with 36 carries and tied a franchise rookie record with 156 yards rushing at Cleveland (11/16) in Week 11
- Rushed for 46 yards on 16 carries and had three receptions for 20 yards vs. Cincinnati (11/23) in Week 12. Also had a special teams tackle

BLUE'S 2015 SEASON STATISTICS

Date	Opp	GP	GS	Rush	Yds	Avg	Lg	TD	Rec	Yds	Avg	Lg	TD
9/13	KC	1	1	9	42	4.7	11	0	1	7	7.0	7	0
9/20	at Car	1	1	5	6	1.2	4	0	1	4	4.0	4	0
9/27	TB	1	1	31	139	4.5	20t	1	0	0	0	0	0
10/4	at Atl	1	0	6	17	2.8	9	0	0	0	0	0	0
10/8	Ind	1	0	6	22	3.7	6	0	1	11	11.0	11	0
10/18	at Jax	1	0	0	0	0	0	0	0	0	0	0	0
10/25	at Mia	1	0	3	8	2.7	3	0	0	0	0	0	0
11/1	Ten	1	1	14	39	2.8	8	0	5	33	6.6	9	0
11/16	at Cin	1	1	12	22	1.8	5	0	1	9	9.0	9	0
11/22	NYJ	1	1	21	58	2.8	14	0	3	34	11.3	21t	1
11/29	NO	1	1	16	77	4.8	12	1	1	4	4.0	4	0
12/6	at Buf	1	1	4	14	3.5	4	0	0	0	0	0	0
12/13	NE	-	-	-	-	-	-	-	-	-	-	-	-
12/20	at Ind	-	-	-	-	-	-	-	-	-	-	-	-
12/27	at Ten	-	-	-	-	-	-	-	-	-	-	-	-
1/3	Jax	-	-	-	-	-	-	-	-	-	-	-	-
2015 Totals		12	8	127	444	3.5	20t	2	13	102	7.8	21t	1

Special Teams Tackles: 2

CAREER GAME HIGHS

Rush Attempts	36	at Cleveland, 11/16/14
Rushing Yards	156	at Cleveland, 11/16/14
Rushing Long	46	at N.Y. Giants, 9/21/14
Touchdowns	1	4x, last: vs. New Orleans, 11/29/15
Receptions	6	vs. Jacksonville, 12/28/14
Receiving Yards	37	vs. Jacksonville, 12/28/14

2015 GAME HIGHS

Rush Attempts	31	vs. Tampa Bay, 9/27
Rushing Yards	139	vs. Tampa Bay, 9/27
Touchdowns	1	2x, last: vs. New Orleans, 11/29
Receptions	5	vs. Tennessee, 11/1
Receiving Yards	34	vs. NY Jets, 11/22
Receiving TDs	1	vs. NY Jets, 11/22

BLUE'S CAREER OFFENSIVE STATISTICS

Year	Team	GP	GS	RUSHING					Rec	RECEIVING			
				Rush	Yds	Avg	Lg	TD		Yds	Avg	Lg	TD
2014	Hou	16	3	169	528	3.1	46	2	15	113	7.5	22	1
2015	Hou	12	8	127	444	3.5	20t	2	13	102	7.8	21t	1
Career		28	11	296	972	3.3	46	4	28	215	7.7	22	2

ADDITIONAL CAREER STATISTICS

Blocked Punts (1): vs. Washington (9/7/14); Block Return for Touchdown (1): 5 yards vs. Washington, (9/7/14) Fumble Recoveries (2): at Dallas (10/5/14); at Cleveland (11/16/14)
Special Teams Tackles: Total: 6; 2014 - 4; 2015 - 2.

ALFRED BLUE

- Scored his first career rushing touchdown on a 1-yard run in third quarter at Jacksonville (12/7) in Week 14. Became the first player in franchise history with a rushing, receiving and return touchdown in the same season
- Carried the ball eight times for 26 yards and had a special teams tackle at Indianapolis (12/14) in Week 15
- Scored on a 1-yard run in the second quarter vs. Jacksonville (12/28) in Week 17. Carried the ball 17 times for 39 yards and set career highs with six receptions for 37 yards.

COLLEGE:

- Played in 40 games with seven starts
- Rushed for 1,253 yards and 11 TDs and caught 16 passes for 107 yards
- Had three 100-yard rushing games

PERSONAL:

- Rushed for 1,695 yards and 25 touchdowns as a senior in 2009
- Added 13 receptions for nearly 200 yards and three scores
- A member of the SuperPrep Southwest Team and Baton Rouge Advocate Super Dozen
- Earned Class 5A first-team all-state honors in 2009
- Named the District 6-5A 2009 Offensive MVP
- Notched 10 touchdowns and 600 yards rushing in his junior season
- Full name is Alfred Calvin Blue III
- Majored in sports administration



A.J. BOUYE CORNERBACK

34

Height: 6-0 | Weight: 191 | College: Central Florida |
Hometown: Tucker, Ga. | 3rd NFL season |
3rd with Texans | Age: 24 | Acquired: CFA-'13 |
2015 GP/GS: 11/2 | Career GP/GS (Playoffs): 31/8 (0/0) |
Teams: Houston, 2013-15 |

TRANSACTIONS: Signed with Houston Texans on May 10, 2013...Placed on injured reserve with a hamstring injury on Oct. 16, 2013.

2015 (Houston 11/2):

- Made one solo tackle vs. Kansas City (9/13) and at Atlanta (10/4)
- Made his first start of the season and seventh of his career for the Texans vs. Indianapolis (10/8)
- Finished second on the team with a season-high seven solo tackles to go along with two passes defended and an interception at Jacksonville (10/18)
- The interception was his first of the season and fourth of his career (10/18)
- Picked off Jaguars QB Blake Bortles on Jacksonville's final drive of the game in the fourth quarter (10/18)
- Made his second start of the season and eighth of his career for the Texans at Miami (10/25)
- Inactive in Week 12 vs. New Orleans (11/29)

2014 (Houston 14/6):

- Finished tied for the team lead with three interceptions and added 54 tackles, 10 passes defended, five special teams tackles, a tackle for loss, a forced fumble and a fumble recovery.
- Ranked sixth in the NFL with 120 interception return yards
- Led the team with eight tackles in Week 2 against Oakland (9/14)
- Started his first career game and made three tackles against the New York Giants (9/21) in Week
- Inactive in Weeks 4 and 5
- Made three tackles and two special teams tackles and registered two passes defended vs. Indianapolis (10/9) in Week 6
- Returned his first career interception 51 yards for a touchdown at the 3:11 mark of the first quarter vs. Philadelphia (11/2) in Week 9. Finished the game with six tackles, a pass defended and a special teams tackle
- Started, led the team with a career-high nine tackles, had a special teams tackle and had a pass defended at Cleveland (11/16) in Week 11
- Recorded his second interception of the season at the Houston 3-yard line in the fourth quarter and returned it 67 yards to the Tennessee 30 in Week 13. Also had three tackles and a pass defended
- Forced his first career fumble and recovered his first career fumble and made three tackles at Indianapolis (12/14) in Week 15
- Intercepted Ravens QB Joe Flacco at the Ravens 18 and returned it 2 yards in Week 16 (12/21). Added three tackles and a career-best three passes defended

2013 (Houston 6/0):

- Played in six games and recorded two special teams tackles vs. Seattle (9/29) and at San Francisco (10/6) before being placed on injured reserve with a hamstring injury on Oct. 16

COLLEGE:

- Started 21-of-43 career games at cornerback compiling 110 tackles (78 solo), six interceptions, 1.0 sack, one forced fumble and two fumble recoveries
- Returned from injury to start all 14 games as a senior, finishing with 53 tackles, three interceptions, one forced fumble and two fumble recoveries, which earned All-Conference USA Second Team honors
- Started seven games as a junior, recording 21 tackles (19 solo) and two interceptions before missing the final five games of the season due to injury

PERSONAL:

- Helped lead Tucker (Ga.) High School to a 14-1 record and a state championship during his senior season
- Named first-team all-county after recording 35 tackles as a senior with six interceptions while also scoring three touchdowns on offense and twice on returns
- Recorded 40 tackles and one interception as a junior
- Was a member of the school's merit roll and R.O.T.C.

BOUYE'S 2015 SEASON STATISTICS

Date	Opp	GP	GS	TotSolo	Asst	Sk	Yds	Int	Yds	Lg	TD	PD	FF	FR	Yds	TD
9/13	KC	1	0	1	1	0	0	0	0	0	0	0	0	0	0	0
9/20	at Car	1	0	0	0	0	0	0	0	0	0	0	0	0	0	0
9/27	TB	1	0	0	0	0	0	0	0	0	0	0	0	0	0	0
10/4	at Atl	1	0	1	1	0	0	0	0	0	0	0	0	0	0	0
10/8	IND	1	1	1	1	0	0	0	0	0	0	0	0	0	0	0
10/18	at Jax	1	0	7	7	0	0	0	1	0	0	0	2	0	0	0
10/25	at Mia	1	1	1	1	0	0	0	0	0	0	0	0	0	0	0
11/1	Ten	1	0	0	0	0	0	0	0	0	0	0	0	0	0	0
11/16	at Cin	1	0	0	0	0	0	0	0	0	0	0	0	0	0	0
11/22	NYJ	1	0	0	0	0	0	0	0	0	0	0	1	0	0	0
11/29	NO	-	-	-	-	-	-	-	-	-	-	-	-	-	-	-
12/6	at Buf	1	0	0	0	0	0	0	0	0	0	1	0	0	0	0
12/13	NE	-	-	-	-	-	-	-	-	-	-	-	-	-	-	-
12/20	at Ind	-	-	-	-	-	-	-	-	-	-	-	-	-	-	-
12/27	at Ten	-	-	-	-	-	-	-	-	-	-	-	-	-	-	-
1/3	Jax	-	-	-	-	-	-	-	-	-	-	-	-	-	-	-
2015 Totals		11	2	11	11	0	0	0	1	0	0	3	0	0	0	0

Special Teams Tackles: 1

2015 GAME HIGHS

Tackles	7	at Jacksonville, 10/18
Interceptions	1	at Jacksonville, 10/18
Passes Defended	2	at Jacksonville, 10/18

CAREER GAME HIGHS

Tackles	9	at Cleveland, 11/16/14
Passes Defended	3	vs. Baltimore, 12/21/14
Interceptions	1	4x, last: at Jacksonville, 10/18/15
Return Yards	67	vs. Tennessee, 11/30/14
Forced Fumbles	1	at Indianapolis, 12/14/14
Fumble Recoveries	1	at Indianapolis, 12/14/14

CAREER SEASON HIGHS

Tackles	54	2014
Interceptions	3	2014
Forced Fumbles	1	2014
Fumble Recoveries	1	2014
Passes Defended	10	2014

BOUYE'S CAREER DEFENSIVE STATISTICS

Year	Team	GP	GS	Tot	Solo	Asst	Sk	Yds	Int	Yds	Lg	TD	PD	QBH	TFL	FF	FR	Yds	TD
2013	Hou	6	0	0	0	0	0.0	0.0	0	0	0	0	0	0	0	0	0	0	0
2014	Hou	14	6	54	47	7	0.0	0.0	3	120	67	1	10	0	1	1	1	0	0
2015	Hou	11	2	11	11	0	0.0	0	1	0	0	0	3	0	0	0	0	0	0
TOTALS		31	8	65	58	7	0.0	0.0	4	120	67	1	13	0	1	1	1	0	0

ADDITIONAL STATISTICS

Special Teams Tackles: 8 total; 2015 - 1; 2014-5; 2013 - 2.



BRANDON BROOKS

GUARD

79

Height: 6-5 | Weight: 335 | College: Miami (Ohio) |
Hometown: Milwaukee, Wisc. | 4th NFL Season |
4th with Texans | Age: 26 | Acquired: D3b, 2012 (76th overall)
2015 GP/GS: 10/10 | Career GP/GS (Playoffs): 46/40 (2/0) |
Teams: Houston, 2012-15 |

TRANSACTIONS: Selected by Houston Texans in the third round (76th overall) of the 2012 NFL Draft...Signed by Texans on July 24, 2012.

HONORS:

- Madden Most Valuable Protectors Award (Week 13, 2012)

CAREER

- Became the full-time starter at right guard in 2013 after finishing 2012 strong
- Has blocked for two 1,000-yard rushers

2015 (Houston 10/10):

- Started at right guard Weeks 1-5 and Weeks 8-12
- Started at left guard in Week 6
- Inactive in Week 7 at Miami (10/25)
- Recorded one tackle vs. New Orleans (11/29)
- Inactive in Week 13 at Buffalo (12/6)

2014 (Houston 15/15):

- Started all 15 games he played in at right guard
- Started at right guard vs. Washington (9/7), at Oakland (9/14), at New York Giants (9/21), vs. Buffalo (9/28) and at Dallas (10/5)
- Inactive in Week 6
- Started at right guard at Pittsburgh (10/20), at Tennessee (10/26), vs. Philadelphia (11/2), at Cleveland (11/16), vs. Cincinnati (11/23), vs. Tennessee (11/30), at Jacksonville (12/7), at Indianapolis (12/14), vs. Baltimore (12/21) and vs. Jacksonville (12/28)

2013 (Houston 15/15):

- Started 15 games at right guard
- Made his first career start and helped block for an offense that totaled 449 yards at San Diego (9/9) in Week 1
- Helped pave the way for 172 yards on the ground vs. Tennessee (9/15) in Week 2
- Was inactive due to a toe injury at San Francisco (10/6)
- Made one tackle vs. St. Louis (10/13)
- Recovered a fumble at Kansas City (10/20) and vs. Jacksonville (12/05)
- Blocked for an offense that produced a season-high 483 yards vs. Indianapolis (11/3) in Week 9
- Helped pave the way for a ground game that produced a franchise-record four rushing touchdowns vs. New England (12/1) in Week 13

2012 (Houston 6/0, 2/0):

- Saw action as a reserve guard in the final six games of his rookie season as well as two playoff games

- Inactive for the first 10 games of the season
- Made his NFL debut on special teams at Detroit (11/22)
- Helped pave the way for Arian Foster to rush for 140 yards while not allowing Matt Schaub to be sacked in the AFC Wild Card Playoff vs. Cincinnati (1/5/13)

COLLEGE:

- Started 41-of-45 games he played at Miami (Ohio), 15 at left guard, 14 at left tackle and 12 at right guard
- Registered 287 knockdowns and 47 touchdown-resulting blocks
- Had touchdown-resulting blocks on 35 of the RedHawks' 40 rushing touchdowns in his career
- Three-time All-Mid-American Conference second-team selection
- Shifted to right guard for his senior campaign, starting all 12 games
- Earned All-MAC second-team recognition as a junior, despite playing in only seven games
- Started all 12 games at left tackle and earned All-MAC second-team honors as a sophomore as he was credited with 12 touchdown-resulting blocks
- Named the RedHawks' Freshman of the Year, starting all 12 games at left guard with 70 knockdowns
- Redshirted as a freshman in 2007
- Psychology major

PERSONAL:

- Attended Riverside University High School (Milwaukee, Wis.) where he played both offense and defense
- Named two-time team MVP and team captain as a senior in high school, leading the team to an 11-2 record and a berth in the state playoffs
- Also lettered in basketball and baseball

BROOKS' CAREER OFFENSIVE STATISTICS

Games/Starts: 2012: 6/0; 2013: 15/15; 2014: 15/15; 2015: 10/10. Total: 46/40

Postseason Games/Starts: 2012: 2/0; Total: 2/0

Misc. Stats: Fumble Recoveries - 2 total (both in 2013); Tackles - 2 total (1 in 2013; 1 in 2015)



DUANE BROWN TACKLE

76

Height: 6-4 | Weight: 303 | College: Virginia Tech |
Hometown: Richmond, Va. | 8th NFL Season |
8th with Texans | Age: 30 | Acquired: D1-'08 (26th overall) |
2015 GP/GS: 10/10 | Career GP/GS (Playoffs): 116/116 (4/4) |
Teams: Houston, 2008-15 |

TRANSACTIONS: Selected by Houston Texans in first round (26th pick overall) of the 2008 NFL Draft...Signed by Texans on July 25, 2008...Re-signed by Texans on Aug. 16, 2012.

HONORS:

- Associated Press First Team All-Pro (2012)
- Associated Press Second Team All-Pro (2011)
- Pro Bowl (2013-14)
- USA Today All-Joe Team (2011)
- Madden Most Valuable Protectors Award (Week 7, 2011; Week 4, 2012; Week 13, 2012)

CAREER:

- Was the second rookie in Texans history to start all 16 games on the offensive line
- Garnered All-Pro honors in 2011 and 2012 and Pro Bowl honors following the 2012 and 2013 seasons
- Has blocked for five 1,000-yard rushers and was a part of a top-10 offense in four of his first five years in the League
- Ranks in third place on the franchise's all-time games played list
- Ranks in second place on the franchise's all-time games started list
- Has been called for holding just five times in 116 games

2015 (Houston 10/10):

- Started at left tackle in Week 1 vs. Kansas City (9/13)
- Inactive Weeks 2-3
- Started at left tackle in Weeks 4-13
- Passed Chester Pitts (114) for the second-most career games started in team history
- Passed Chester Pitts (114) for the third-most career games played in team history

2014 (Houston 16/16):

- Started all 16 games at left tackle for the fourth time in his career
- Started at left tackle vs. Washington (9/7), at Oakland (9/14), at the New York Giants (9/21), vs. Buffalo (9/28) and at Dallas (10/5)
- Passed Bryan Pittman for seventh on the franchise's all-time games played list with 96 when he started at left tackle vs. Indianapolis (10/9) in Week 6
- Started at left tackle at Pittsburgh (10/20), at Tennessee (10/26) and vs. Philadelphia (11/2) and at Cleveland (11/16)
- Started and played in his 101st career game to pass Owen Daniels (100 from 2006-13) for sixth on the franchise's games played list vs. Cincinnati (11/23) in Week 12
- Started at left tackle vs. Tennessee (11/30) in Week 13, at Jacksonville (12/7) in Week 14, at Indianapolis (12/14) in Week 15, vs. Baltimore (12/21) in Week 16 and vs. Jacksonville (12/28) in Week 17

2013 (Houston 14/14):

- Started 14 games at left tackle and was elected to his second consecutive Pro Bowl
- Helped block for an offense that totaled 449 yards at San Diego (9/9) in Week 1
- Helped pave the way for 172 yards on the ground vs. Tennessee (9/15) in Week 2
- Was Inactive due to a toe injury in Weeks 3 (at Baltimore) and 4 (vs. Seattle)
- Blocked for an offense that produced a season-high 483 yards vs. Indianapolis (11/3)
- Moved into 11th place on the franchise's all-time games played list at 85 games vs. Jacksonville (11/24) in Week 12
- Helped pave the way for a ground game that produced a franchise-record four rushing touchdowns vs. New England (12/1) in Week 13

2012 (Houston 16/16, 2/2):

- Part of an offense that ranked seventh in the NFL and started all 16 games for the fourth time in his career, earning Associated Press All-Pro First Team honors as well as being selected as a starter for the AFC in the Pro Bowl

- Part of an offensive line that cleared the way for Texans running backs to rush for 216 yards and three touchdowns while not allowing Matt Schaub to be sacked at JAC (9/17)
- Helped provide protection for Schaub, enabling him to tie a career-high with four touchdown passes at Denver (9/23)
- Helped Arian Foster rush for 152 yards and a touchdown at the New York Jets (10/8)
- Part of an offense that set a franchise record by scoring 43 points vs. Baltimore (10/21)
- Helped Foster go over 100 yards for the fourth time this season as he gained 111 yards on 24 carries and scored a touchdown vs. Buffalo (11/4)
- Part of an offense that set a franchise record with 653 yards of offense and tied the franchise scoring record with 43 points vs. Jacksonville (11/18) and put up another 501 yards at Detroit (11/22)
- Paved the way for Foster to rush for 140 yards while not allowing Schaub to be sacked in the AFC Wild Card Playoff vs. Cincinnati (1/5/13)

2011 (Houston 16/16, 2/2):

- Second-Team AP All-Pro choice after blocking for 1,200-yard and 900-yard rushers and allowing 2.0 sacks (according to StatsPass, Inc.)
- Helped pave the way for Ben Tate to rush for 116 yards vs. Indianapolis (9/11) and 103 yards at Miami (9/18)
- Provided pocket protection enabling Schaub to throw for 373 yards and three touchdowns at New Orleans (9/25)
- Helped control the line of scrimmage, clearing the way for Foster to rush for 155 yards and a touchdown vs. Pittsburgh (10/2)
- Part of an offense that put up 518 total yards, the fourth-highest in team history, which included two 100-yard rushers and a 100-yard receiver at Tennessee (10/23)
- Enabled the Texans to rush for a franchise-record 261 yards, including two 100-yard rushers for the second time that season, vs. Cleveland (11/6)
- Paved the way for Foster to become the first player to rush for over 100 yards on the Falcons defense in the 2011 season when he went for 111 yards on 31 carries vs. Atlanta (12/4)
- Helped Foster go over 100 yards for the sixth time that season and over 1,000 yards rushing for the second consecutive season vs. Carolina (12/18)
- Started at left tackle in his postseason debut and opened holes for Foster to rush for 153 yards in AFC Wild Card Playoff vs. Cincinnati (1/7/12)
- Paved the way for Foster to rush for 132 yards, the most Baltimore's defense has ever given up in a postseason game, in AFC Divisional Playoff at Baltimore (1/15/12)

2010 (Houston 12/12):

- Started 12 games at left tackle, clearing holes to help Foster rush for a franchise record 1,616 yards and win 2010 rushing title
- Helped pave the way for Foster's franchise-record 231 yards rushing vs. Indianapolis (9/12)
- Provided pocket protection for Schaub, enabling him to throw for a then-franchise-record 497 yards and three touchdowns at Washington (9/19)
- Opened holes for Foster to rush for 143 yards vs. Tennessee (11/28)
- Paved the way for Foster to rush for 180 yards vs. Jacksonville (1/2) and wrap up the 2010 NFL rushing title

2009 (Houston 16/16):

- Started at right guard and helped Schaub set a career high with four touchdown passes at Tennessee (9/20)
- Helped Schaub pass for his second consecutive 300-yard game vs. Jacksonville (9/27)

2008 (Houston 16/16):

- Started all 16 games and helped clear the way for RB Steve Slaton to lead all rookie rushers with 1,282 yards
- Helped Slaton run for his first 100-yard game when he started at right guard at Jacksonville (9/28)
- Helped Schaub throw three touchdown passes at Jacksonville and again vs. Cincinnati (10/26)
- Helped Slaton set a Texans rookie record with 156 rushing yards at Indianapolis (11/16)
- Blocked for Schaub to throw for 414 yards and two touchdowns at Green Bay (12/7)
- Started at right guard vs. Tennessee (12/14) in which he was part of the offensive line that helped Slaton run for his third consecutive 100-yard game

BROWN'S CAREER GAMES PLAYED

Games/Starts: 2008: 16/16; 2009: 16/16; 2010: 12/12; 2011: 16/16; 2012: 16/16; 2013: 14/14; 2014: 16/16; 2015: 10/10. Total: 116/116

Postseason Games/Starts: 2011: 2/2; 2012: 2/2; Total: 4/4

DUANE BROWN

COLLEGE:

- Registered 71 knockdown blocks in his three seasons as an offensive tackle
- Earned second-team All-Atlantic Coast Conference recognition for the second straight season and was a two-time state Offensive Lineman/End of the Year pick by the Richmond Touchdown Club
- Recorded six tackles and blocked three kicks on special teams as a senior and also caught three passes for 64 yards (21.3 average) and one touchdown, adding three yards on a rushing attempt
- Apparel, housing and resource management major, with a minor in consumer studies

PERSONAL:

- Attended Hermitage (Richmond, Va.) High School where he lettered twice as a tight end and defensive end
- Played in the Panthers' first three games his senior year before suffering a broken leg, but returned for the Central Region semifinal game, catching seven passes for just under 100 yards in his limited playing time, and also recorded 15 tackles along with a pair of sacks to earn second-team All-District honors
- Lettered in basketball and track



MAX BULLOUGH INSIDE LINEBACKER

53

Height: 6-3 | Weight: 249 | College: Michigan State |
Hometown: Traverse City, Mich. | 1st NFL season |
1st with Texans | Age: 23 | Acquired: CFA-'14 |
2015 GP/GS: 9/1 | Career GP/GS (Playoffs): 10/1 (0/0) |
Teams: Houston, 2014-15 |

TRANSACTIONS: Signed with Houston Texans on May 16, 2014...Released by the Texans on Aug. 30, 2014...Signed to the Texans practice squad on Sept. 1, 2014...Signed by the Texans on Nov. 12, 2014...Released by the Texans on Sept. 5, 2015...Signed to the Texans practice squad on Sept. 8, 2015...Signed to the Texans active roster on Sept. 30, 2015.

2015 (Houston 9/1):

- Signed to the Texans active roster from the practice squad on 9/30
- Played mostly on special teams in Weeks 4-6
- Recorded two tackles, including a tackle for loss, at Miami (10/25)
- Made his first career start vs. Tennessee (11/1)
- Tied for second on the team with a career-high seven tackles (three solo) and added one tackle on special teams vs. Tennessee (11/1)

2014 (Houston 1/0):

- Inactive in Week 11-12
- Made his NFL debut vs. Tennessee (11/30) in Week 13 and had one tackle on special teams

COLLEGE:

- Four-year letterwinner and three-year starter at middle linebacker
- Two-time All-Big Ten First Team selection (2012, 2013)
- Collected 299 career tackles in 53 games, including 40 starts
- Finished his career ranked 11th in MSU history in tackles for loss (30.5 for 103 yards)
- Tallied eight career sacks (51 yards), 11 passes defended (three interceptions, eight pass break-ups) and four forced fumbles
- Two-time Academic All-American (first team in 2013, second team in 2012)

PERSONAL:

- Three-year starter and two-time all-state selection for Coach Greg Vaughan at St. Francis High School in Traverse City, Mich., helping the Gladiators win back-to-back Division 7 state championships in 2008-09
- Selected Division 7 Player of the Year by The Associated Press, anchoring a defensive unit that allowed only 5.9 points per game in 2009
- Recorded 137 tackles (71 solos, 66 assists), including four sacks (39 yards), and three interceptions as a senior, while also playing fullback and tight end
- Rushed 40 times for 466 yards (11.7 avg.) and four touchdowns and had 13 receptions for 174 yards (13.4 avg.) and seven touchdowns in 2009 as a senior
- Named recipient of the Ron Holland Scholar-Athlete Award as the Detroit Free Press Dream Team member with the highest grade-point average (3.96)
- Became a third-generation Spartan, following in the footsteps of his grandfather Hank (guard, 1952-54) and father Shane (linebacker, 1983-86) who played football at Michigan State
- His grandfather Jim Morse (halfback, 1954-56) played at Notre Dame
- His uncles Chuck Bullough (Michigan State, linebacker, 1988-91), Bobby Morse (Michigan State, running back, 1983-86) and Jim Morse (Notre Dame, cornerback, 1976-77) played college football
- His brother Riley currently plays at Michigan State

BULLOUGH'S 2015 SEASON STATISTICS

Date	Opp	GP	GS	TotSolo	Asst	Sk	Yds	Int	Yds	Lg	TD	PD	FF	FR	Yds	TD
10/4	at Atl	1	0	0	0	0	0	0	0	0	0	0	0	0	0	0
10/8	IND	1	0	0	0	0	0	0	0	0	0	0	0	0	0	0
10/18	at Jax	1	0	0	0	0	0	0	0	0	0	0	0	0	0	0
10/25	at Mia	1	0	2	1	1	0	0	0	0	0	0	0	0	0	0
11/1	Ten	1	1	7	3	4	0	0	0	0	0	0	0	0	0	0
11/16	at Cin	1	0	0	0	0	0	0	0	0	0	0	0	0	0	0
11/22	NYJ	1	0	0	0	0	0	0	0	0	0	0	0	0	0	0
11/29	NO	1	0	0	0	0	0	0	0	0	0	0	0	0	0	0
12/6	at Buf	1	0	0	0	0	0	0	0	0	0	0	0	0	0	0
12/13	NE	-	-	-	-	-	-	-	-	-	-	-	-	-	-	-
12/20	at Ind	-	-	-	-	-	-	-	-	-	-	-	-	-	-	-
12/27	at Ten	-	-	-	-	-	-	-	-	-	-	-	-	-	-	-
1/3	Jax	-	-	-	-	-	-	-	-	-	-	-	-	-	-	-
2015 Totals		9	1	9	4	5	0	0	0	0	0	0	0	0	0	0

Special Teams Tackles: 9

Tackles For Loss (TFLs): 1



CHRIS CLARK TACKLE

74

Height: 6-5 | Weight: 305 | College: Southern Mississippi |
Hometown: New Orleans, La. | 7th NFL season |
1st with Texans | Age: 30 | Acquired: T-'15 (DEN) |
2015 GP/GS: 7/4 | Career GP/GS (Playoffs): 76/31 (7/4) |
Teams: Denver, 2010-14; Houston, 2015 |

TRANSACTIONS: Signed to the Minnesota Vikings practice squad on September 10, 2008...Signed by the Vikings on January 7, 2009...Released by the Vikings on September 5, 2009...Signed to the Vikings practice squad on September 6, 2009...Signed by the Vikings on January 27, 2010...Released by the Vikings on September 4, 2010...Claimed off waivers by the Denver Broncos on September 5, 2010...Re-signed by the Broncos on April 2, 2012...Re-signed by the Broncos on April 10, 2013...Signed a two-year contract extension with the Broncos on September 16, 2013....Traded to the Houston Texans on August 31, 2015.

CAREER:

- A sixth-year offensive tackle who appeared in 69 games (27 starts) with Denver (2010-14) after two years competing on Minnesota's practice squad
- Started 14 regular-season games and three playoff contests at left tackle in place of injured All-Pro Ryan Clady in 2013 as part of an offensive line that allowed the fewest sacks (20) in the NFL
- Spent the 2008 and 2009 seasons on the Vikings' practice squad after competing in Tampa Bay's training camp as a rookie in '08
- Started every game at left tackle during his final three seasons at the University of Southern Mississippi, earning All-Conference USA recognition following his senior year
- Played in the New Orleans High School All-Star Game and was named an All-District offensive guard as a senior at McDonogh 35 High School in New Orleans
- Claimed off waivers by the Broncos from Minnesota on Sept. 5, 2010
- Entered the NFL with Tampa Bay as a college free agent on May 2, 2008

2015 (Houston, 7/4):

- Did not play in Week 1 and Week 4
- Started at left tackle in Week 2 and Week 3
- Has recorded two fumble recoveries this season (Weeks 3 and 7)
- Started at right tackle in Week 6 and 7
- Did not play in Weeks 10-12

2014 (Denver 13/7, 1/1):

- Played 13 regular-season games (7 starts) on offense, opening five games at right tackle and another two contests as a blocking tight end
- Started at right tackle and lined up on all 346 offensive snaps during the first five games of the season
- Started as an extra tight end in Denver's AFC Divisional Playoff Game vs. Indianapolis (1/11/15)

2013 (Denver, 16/14, 3/3):

- Appeared in all 16 regular-season games for the third consecutive season and set a career high with 14 starts at left tackle in place of injured All-Pro Ryan Clady

- Started all three postseason contests
- Was part of an offensive line unit that allowed the fewest sacks (20) in the NFL, as well as the most games allowing zero sacks (6)
- Opened his first career game at left tackle in Denver's Week 3 win vs. Oakland (9/23)
- Part of an offensive line group that was named a collective Offensive Player of the Week by Sports Illustrated's Peter King for its performance in which it allowed zero sacks and zero quarterback hits against the NFL's top-ranked sack defense vs. Kansas City (11/17)

2012 (Denver, 16/0, 1/0):

- Appeared in all 16 regular-season games for the second consecutive season, seeing action in 63 snaps on offense and 88 plays on special teams

2011 (Denver, 16/6, 2/0):

- Played all 16 regular-season games (6 starts) and both playoff contests for Denver, seeing time on special teams and as an extra blocking tight end on offense

2010 (Denver, 8/0):

- Played in Denver's final eight games after being assigned to the Broncos off waivers from Minnesota on Sept. 5
- Played primarily on special teams and on Denver's goal-line and short-yardage packages
- Made his NFL debut vs. Kansas City (11/14), lining up as an eligible tackle on quarterback Tim Tebow's 1-yard touchdown run in the second quarter

2009 (Minnesota, 0/0):

- Spent the 2009 season on Minnesota's practice squad

2008 (Minnesota, 0/0):

- Entered the NFL as a college free agent with Tampa Bay on May 2, competed with the Buccaneers during training camp before being waived and spending his rookie season on Minnesota's practice squad

COLLEGE:

- Played 48 games (39 starts) at the University of Southern Mississippi, opening every contest during his final three seasons at left tackle (30 starts) and left guard (9 starts)
- Earned All-Conference USA honors following his junior and senior seasons as the Golden Eagles posted more than 2,000 rushing yards in both campaigns
- Named to the Conference USA All-Freshman Team in 2004

PERSONAL:

- Received all-district distinction at offensive guard and played in the 2002 New Orleans High School All-Star Game following his senior season at McDonogh 35 High School in New Orleans
- Won district and regional titles in shot put and discus as a prep senior

CLARK'S CAREER GAMES PLAYED

Games/Starts: 2010: 8/0; 2011: 16/6; 2012: 16/0; 2013: 16/14; 2014: 13/7; 2015: 7/4; Total: 76/31

Postseason Games/Starts: 2011: 2/0; 2012: 1/0; 2013: 3/3; 2014: 1/1; Total: 7/4

Fumble Recoveries: 2



JADEVEON CLOWNEY OUTSIDE LINEBACKER

90

Height: 6-5 | Weight: 266 | College: South Carolina |
Hometown: Rock Hill, S.C. | 2nd NFL season |
2nd with Texans | Age: 22 | Acquired: D1-'14 |
2015 GP/GS: 10/6 | Career GP/GS: 14/8 |
Teams: Houston, 2014-15 |

TRANSACTIONS: Selected by Houston Texans with the first overall pick in the 2014 NFL Draft...Signed by Texans on June 6, 2014...Placed on injured reserve on December 10, 2014...Declared Active/Physically Unable to Perform on July 27, 2015...Placed on Active Roster on August 17, 2015.

2015 (Houston 10/6):

- Recorded four tackles (three solo), one forced fumble, and 1.0 tackles for loss vs. Kansas City (9/13)
- Totaled two solo tackles and the first two passes defended of his career at Carolina (9/20)
- Made two tackles (one solo) and had one quarterback hit vs. Tampa Bay (9/27)
- Recorded two tackles (one solo) and one pass defended at Atlanta (10/4)
- Had two solo tackles, one tackle for loss, and one quarterback hit vs. Indianapolis (10/8)
- Inactive in Week 6 at Jacksonville (10/18)
- Recorded the first sack of his career in the second quarter at Miami (10/25) when he brought down Dolphins QB Ryan Tannehill for a 13-yard loss
- Led the team with a career-high eight tackles (seven solo), including two tackles for loss and a sack at Miami (10/25)
- Inactive in Week 10 at Cincinnati (11/1)
- Split a sack with OLB John Simon in the fourth quarter vs. N.Y. Jets (11/22)
- Brought down Bills QB Tyrod Taylor for a sack in the fourth quarter (12/6), bringing his total to 2.5 for the season
- Finished with three solo tackles, including two for loss and 1.0 sack at Buffalo (12/6)
- His two tackles for loss tied a single-game career-high (12/6)

2014 (Houston 4/2):

- Recorded a tackle for loss in his first career start against Washington (9/7)
- Inactive in Weeks 2-7
- Played at Tennessee (10/26) in Week 8 and made one tackle
- Inactive in Week 9
- Made a pair of tackles and had a tackle for loss at Cleveland (11/16) in Week 11
- Had a career high three tackles and a tackle for loss vs. Cincinnati (11/23) in Week 12
- Inactive in Weeks 13-14

COLLEGE:

- Started 23-of-36 games at South Carolina, recording 130 tackles (85 solos) that included 24.0 sacks for minus-148 yards, 47.0 tackles for loss (minus-221 yards) and 20 quarterback pressures
- Recovered one fumble, caused nine others and deflected seven passes
- Finished second in school annals with 47.0 tackles for loss
- Third on the school's all-time list with 24.0 sacks
- Holds school record with nine forced fumbles
- Two-time All-American (2012, 2013)
- Two-time All-SEC (2012, 2013)

- SEC Freshman of the Year
- Became the third Gamecock to earn first-team All-American honors in two seasons

PERSONAL:

- Attended South Pointe (Rock Hill, S.C.) High School
- Started for the Stallions as a freshman at running back and defensive end
- Tallied 162 tackles, 29.5 sacks, 29 tackles for loss, 11 forced fumbles and six fumble recoveries, and scored five touchdowns on defense
- Led his team a 15-0 record and state championship and finished with 17 sacks
- Finished his sophomore season with 144 tackles and 23 sacks
- Named South Carolina's 2010 Mr. Football
- Played in the Shrine Bowl of the Carolinas
- Notched seven tackles and 1.5 sacks in the Under Armour All-America Game
- Named the consensus best player in the nation and named USA Today's National Defensive Player of the Year
- Lettered for the school's basketball team.
- Majored in African-American studies

CLOWNEY'S 2015 SEASON STATISTICS

Date	Opp	GP	GS	Tot	Solo	Asst	Sk	Yds	Int	Yds	Lg	TD	PD	FF	FR	Yds	TD
9/13	KC	1	0	4	3	1	0	0	0	0	0	0	0	1	0	0	0
9/20	at Car	1	1	2	2	0	0	0	0	0	0	0	2	0	0	0	0
9/27	TB	1	1	2	1	1	0	0	0	0	0	0	0	0	0	0	0
10/4	at Atl	1	1	2	1	1	0	0	0	0	0	0	1	0	0	0	0
10/8	IND	1	1	2	2	0	0	0	0	0	0	0	0	0	0	0	0
10/18	at Jax	-	-	-	-	-	-	-	-	-	-	-	-	-	-	-	-
10/25	at Mia	1	1	8	7	1	1.0	13	0	0	0	0	0	0	0	0	0
11/1	Ten	1	1	1	0	1	0	0	0	0	0	0	0	0	0	0	0
11/16	at Cin	-	-	-	-	-	-	-	-	-	-	-	-	-	-	-	-
11/22	NYJ	1	0	2	1	1	0.5	2.5	0	0	0	0	1	0	0	0	0
11/29	NO	1	0	2	1	1	0	0	0	0	0	0	0	0	0	0	0
12/6	at Buf	1	0	3	3	0	1.0	8	0	0	0	0	0	0	0	0	0
12/13	NE	-	-	-	-	-	-	-	-	-	-	-	-	-	-	-	-
12/20	at Ind	-	-	-	-	-	-	-	-	-	-	-	-	-	-	-	-
12/27	at Ten	-	-	-	-	-	-	-	-	-	-	-	-	-	-	-	-
1/3	Jax	-	-	-	-	-	-	-	-	-	-	-	-	-	-	-	-
2015 Totals		10	6	28	21	7	2.5	23.5	0	0	0	0	4	1	0	0	0

Quarterback Hits (QBHs): 5

Tackles For Loss (TFLs): 6

2015 GAME HIGHS

Tackles	8	at Miami, 10/25
Sacks	1	2x, last: at Buffalo, 12/6
Tackles For Loss	2	2x, last: at Buffalo, 12/6
Quarterback Hits	1	5x, last: at Buffalo, 12/6
Forced Fumbles	1	vs. Kansas City, 9/13
Passes Defended	2	at Carolina, 9/20

CLOWNEY'S CAREER DEFENSIVE STATISTICS

Year	Team	GP	GS	Tot	Solo	Asst	Sk	Yds	Int	Yds	Lg	TD	PD	QBH	TFL	FF	FR	Yds	TD
2014	Hou	4	2	7	5	2	0	0	0	0	0	0	0	0	3	0	0	0	0
2015	Hou	10	6	28	21	7	2.5	23.5	0	0	0	0	4	5	6	1	0	0	0
TOTALS		14	8	35	26	9	2.5	23.5	0	0	0	0	4	5	9	1	0	0	0



CHRISTIAN COVINGTON DEFENSIVE TACKLE

95

Height: 6-2 | Weight: 289 | College: Rice |
Hometown: Vancouver, BC, Canada | Rookie |
1st with Texans | Age: 22 | Acquired: D6-'15 |
2015 GP/GS: 12/0 | Career GP/GS: 12/0 |
Teams: Houston, 2015 |

TRANSACTIONS: Selected by Houston Texans with the 40th pick in the sixth round (216th overall) of 2015 NFL Draft.

2015 (Houston 12/0):

- Made his NFL debut Week 1 vs. Kansas City (9/13) and played Week 2 at Carolina (9/20)
- Recorded his first career NFL tackle vs. Tampa Bay (9/27)
- Made a tackle for loss vs. Indianapolis (10/8)
- Tallied his first career quarterback hit at Jacksonville (10/18)
- Registered his first career sack when he brought down Bengals QB Andy Dalton for a 6-yard loss in the third quarter at Cincinnati (11/16)

CAREER AT RICE:

- Chose to enter NFL Draft after an injury shortened 2014 campaign
- First Rice interior defensive lineman drafted since Cornelius Walker in 1976 (Kansas City, 3rd round, 59th overall selection)

2014 (Rice):

- Saw his season come to an end after an injury at FIU resulted in knee surgery
- Credited with 1.5 sacks and broke up a pass to go with five tackles vs. North Texas
- Credited with seven stops, one for loss and recovered a fumble vs. Army as Owls held the Cadets to 69 yards under their season rushing average

2013 (Rice):

- First-team All C-USA pick by league coaches as well as Dave Campbell's Texas Football's All-Texas College second team
- Led team with career-high 11.5 tackles for loss among his 59 stops, including four sacks
- Credited with a career-best six solo tackles vs. UAB
- Partially deflected pass that Michael Kutzler caught and ran back for a TD vs. Kansas and blocked the field goal vs. Houston that Alex Lyons returned for a score
- Credited with a career-best 2.5 tackles for loss vs. Kansas

2012 (Rice):

- Named to USA Today's All-Bowl team for his efforts vs. Air Force in the Armed Forces Bowl
- Completed the season with 20 quarterback hurries, 43 tackles (25 solo), eight tackles for loss, five sacks, forced one fumble and one pass breakup
- Led C-USA freshmen and was tied for second nationally among first year players with five sacks
- Had a tackle for loss in each of the last five games of the season, including sacks in four of the last five
- Had a season high of seven tackles against Marshall

2011 (Rice):

- Redshirted

PERSONAL:


- Provincial Defensive MVP while leading the Vancouver College Prep Fighting Irish to the Provincial Championship and ranked as the top defensive lineman in Canada
- Credited with 83 tackles, including 15 sacks as a senior
- Had 276 tackles and 38 sacks in his career
- Credited with four tackles in the 2010 National Underclassmen Combine All World Gridiron Classic in Charleston, S.C.

COVINGTON'S 2015 SEASON STATISTICS

Date	Opp	GP	GS	Tot	Solo	Asst	Sk	Yds	Int	Yds	Lg	TD	PD	FF	FR	Yds	TD
9/13	KC	1	0	0	0	0	0	0	0	0	0	0	0	0	0	0	0
9/20	at Car	1	0	0	0	0	0	0	0	0	0	0	0	0	0	0	0
9/27	TB	1	0	1	1	0	0	0	0	0	0	0	0	0	0	0	0
10/4	at Atl	1	0	1	0	1	0	0	0	0	0	0	0	0	0	0	0
10/8	IND	1	0	1	1	0	0	0	0	0	0	0	0	0	0	0	0
10/18	at Jax	1	0	0	0	0	0	0	0	0	0	0	0	0	0	0	0
10/25	at Mia	1	0	1	0	1	0	0	0	0	0	0	0	0	0	0	0
11/1	Ten	1	0	0	0	0	0	0	0	0	0	0	0	0	0	0	0
11/16	at Cin	1	0	2	2	0	1.0	6	0	0	0	0	0	0	0	0	0
11/22	NYJ	1	0	0	0	0	0	0	0	0	0	0	0	0	0	0	0
11/29	NO	1	0	0	0	0	0	0	0	0	0	0	0	0	0	0	0
12/6	at Buf	1	0	0	0	0	0	0	0	0	0	0	0	0	0	0	0
12/13	NE	-	-	-	-	-	-	-	-	-	-	-	-	-	-	-	-
12/20	at Ind	-	-	-	-	-	-	-	-	-	-	-	-	-	-	-	-
12/27	at Ten	-	-	-	-	-	-	-	-	-	-	-	-	-	-	-	-
1/3	Jax	-	-	-	-	-	-	-	-	-	-	-	-	-	-	-	-
2015 Totals		12	0	6	4	2	1.0	6	0	0	0	0	0	0	0	0	0

Quarterback Hits (QBHs): 2

Tackles For Loss (TFLs): 3



JARED CRICK DEFENSIVE END

Height: 6-4 | Weight: 285 | College: Nebraska |
Hometown: Cozad, Neb. | 4th NFL Season |
4th with Texans | Age: 26 | Acquired: D4c, 2012 (126th overall)
2015 GP/GS: 12/12 | Career GP/GS (Playoffs): 59/28 (2/0) |
Teams: Houston, 2012-15 |

93

TRANSACTIONS: Selected by Houston Texans in the fourth round (126th overall) of the 2012 NFL Draft...Signed by Texans on May 14, 2012.

CAREER:

- Has appeared in two playoff games
- Made his first career start in the 2013 season opener at San Diego (9/9/13)

2015 (Houston 12/12):

- Made three solo tackles and deflected a pass vs. Kansas City (9/13)
- Tied for second on the team with a season-high seven tackles (three solo) at Carolina (9/20)
- Blocked a 53-yard field goal attempt by the Panthers in the fourth quarter, the first of his career at Carolina (9/20)
- Tied a single-game career-high with two quarterback hits vs. Tampa Bay (9/27)
- Picked up his first sack of the season for a 5-yard loss in the first quarter at Atlanta (10/4)
- Tied for second on the team with five tackles, including four solo stops at Atlanta (10/4)
- Recorded his first career forced fumble at Miami (10/25)
- Posted his second sack of the season and brought his career total up to 5.5 following a 9-yard sack of Mettenberger in the fourth quarter vs. Tennessee (11/1)
- Registered his first career fumble recovery in the fourth quarter vs. Tennessee (11/1) following a strip-sack from DE J.J. Watt

2014 (Houston 16/15):

- Enjoyed a career year with 56 tackles, 11 quarterback hits, 3.5 sacks, six tackles for loss and six passes defended. All totals were career highs

CRICK'S 2015 SEASON STATISTICS

Date	Opp	GP	GS	Tot	Solo	Asst	Sk	Yds	Int	Yds	Lg	TD	PD	FF	FR	Yds	TD
9/13	KC	1	1	3	3	0	0	0	0	0	0	0	1	0	0	0	0
9/20	at Car	1	1	7	3	4	0	0	0	0	0	0	0	0	0	0	0
9/27	TB	1	1	1	1	0	0	0	0	0	0	0	0	0	0	0	0
10/4	at Atl	1	1	4	3	1	1.0	5	0	0	0	0	0	0	0	0	0
10/8	IND	1	1	6	3	3	0	0	0	0	0	0	0	0	0	0	0
10/18	at Jax	1	1	2	1	1	0	0	0	0	0	0	0	0	0	0	0
10/25	at Mia	1	1	4	3	1	0	0	0	0	0	0	0	1	0	0	0
11/1	Ten	1	1	4	3	1	1.0	9	0	0	0	0	0	0	1	0	0
11/16	at Cin	1	1	2	0	2	0	0	0	0	0	0	0	0	0	0	0
11/22	NYJ	1	1	1	0	1	0	0	0	0	0	0	0	0	0	0	0
11/29	NO	1	1	1	0	1	0	0	0	0	0	0	0	0	0	0	0
12/6	at Buf	1	1	3	2	1	0	0	0	0	0	0	0	0	0	0	0
12/13	NE	-	-	-	-	-	-	-	-	-	-	-	-	-	-	-	-
12/20	at Ind	-	-	-	-	-	-	-	-	-	-	-	-	-	-	-	-
12/27	at Ten	-	-	-	-	-	-	-	-	-	-	-	-	-	-	-	-
1/3	Jax	-	-	-	-	-	-	-	-	-	-	-	-	-	-	-	-
2015 Totals		12	12	38	22	16	2.0	14	0	0	0	0	1	1	1	0	0

Blocked Field Goals: 1

Quarterback Hits (QBHs): 6

Tackles For Loss (TFLs): 2

- Made four tackles and had a quarterback hit in his second career NFL start against Washington (9/7) in Week 1
- Made five tackles against the New York Giants (9/21) in Week 3
- Recorded 1.5 sacks, for his first career sack, four tackles and two quarterback hits against Buffalo (9/28) in Week 4
- Had six tackles, a tackle for loss, a quarterback hit and a pass defended against Indianapolis (10/9) in Week 6. His tipped pass led to Justin Tuggle's second quarter interception at the Colts 34-yard line
- Started, made five tackles and had a tackle for loss at Pittsburgh (10/20) in Week 7
- Made five tackles and had a quarterback hit vs. Philadelphia (11/2) in Week 9
- Had a tackle and a pass defended at Cleveland (11/16) in Week 11
- Was second on the team with a career-high nine tackles vs. Cincinnati (11/23) in Week 12
- Had three tackles, a quarterback hit and a pass defended at Jacksonville (12/7) in Week 14
- Made a pair of tackles and had a quarterback hit at Indianapolis (12/14) in Week 15
- Sacked Joe Flacco for a 10 yards loss in the second quarter vs. Baltimore (12/21) in Week 16. Finished with five tackles, two tackles for loss, two quarterback hits and a pass defended. His pass defended led to A.J. Bouye's second quarter interception inside the Baltimore 20-yard line
- Sacked Blake Bortles for five yards and had a pass defended vs. Jacksonville (12/28) in Week 17

2013 (Houston 16/1):

- Played in all 16 games at defensive end with one start
- Set a career high with 33 tackles (15 solo)
- Made his first career start at defensive end and recorded a career-high six tackles (three solo) at San Diego (9/9) in Week 1
- Recorded four assisted tackles and a career-high two passes defended at San Francisco (10/6) in Week 5

2012 (Houston 15/0, 2/0):

- Saw action in 15 games and made 30 tackles (17 solo) and batted down two passes
- Made his NFL debut and made one solo tackle in the season opener vs. Miami (9/9)
- Had two tackles (one solo) at Jacksonville (9/16)
- Had six tackles (two solo) vs. Green Bay (10/14)
- Made his postseason debut in AFC Wild Card Playoff vs. Cincinnati (1/5/13)
- Assisted on one tackle in AFC Divisional Playoff at New England (1/13/13)

COLLEGE:

- Started his final 33 games at strong-side defensive tackle after beginning his career as a defensive end and appeared in 42 contests
- Saw his senior year cut short with a torn pectoral muscle that caused him to miss the final eight games
- Recorded 167 tackles (75 solo) in his career
- Ranks eighth on Nebraska's all-time sacks list with 20.0 (145 yards), had 35.0 tackles for loss (162 yards) one forced fumble, two fumble recoveries, eight pass breakups and two blocked kicks in his career

2015 GAME HIGHS

Tackles	7	at Carolina, 9/20
Sacks	1.0	2x, last: vs. Tennessee, 11/1
Passes Defended	1	vs. Kansas City, 9/13
QBHs	2	vs. Tampa Bay, 9/27
TFLs	1	2x, last: vs. Tennessee, 11/1

CAREER GAME HIGHS

Tackles	9	vs. Cincinnati, 11/23/14
Sacks	1.5	vs. Buffalo, 9/28/14
Passes Defended	2	at San Francisco, 10/16/13
QBH	2	3x, last: vs. Tampa Bay, 9/27/15
TFL	2	vs. Baltimore, 12/21/14

CAREER SEASON HIGHS

Tackles	56	2014
Sacks	3.5	2014
Passes Defended	6	2014
QBH	11	2014
TFL	6	2014

CRICK'S CAREER DEFENSIVE STATISTICS

Year	Team	GP	GS	Tot	Solo	Asst	Sk	Yds	Int	Yds	Lg	TD	PD	QBH	TFL	FF	FR	Yds	TD
2012	Hou	15	0	22	13	9	0.0	0	0	0	0	0	2	1	0	0	0	0	0
2013	Hou	16	1	20	11	9	0.0	0	0	0	0	0	3	2	1	0	0	0	0
2014	Hou	16	15	56	29	27	3.5	20	0	0	0	0	6	12	6	0	0	0	0
2015	Hou	12	12	38	22	16	2.0	14	0	0	0	0	1	6	2	1	1	0	0
Career		59	28	136	75	61	5.5	34	0	0	0	0	12	21	9	1	1	0	0

JARED CRICK

- Ranks 13th on Nebraska's single-season chart with 17 tackles for loss in 2010
- Set school single-game records with five sacks and seven tackles for loss vs. Baylor in 2009
- Recipient of the Big Ten Conference Sportsmanship Award his senior season
- Received first-team All-America honors from Rivals.com, added second-team accolades from the Associated Press, Sports Illustrated and CBSSports.com for his junior season
- A unanimous All-Big XII Conference first-team choice and a member of the Big XII Commissioner's Spring Academic Honor Roll in 2010
- Received All-Big XII Conference first-team honors from the league's coaches his sophomore year
- Recorded a career-high 73 tackles (31 solos), ranked second on the squad and sixth in the league with 9.5 sacks (57 yards) and had 15 tackles for loss (63 yards)
- Played in nine games and made two tackles with a pass breakup as a freshman
- Redshirted as a freshman and moved inside to tackle from defensive end in the spring of 2008
- Two-time member of the Brook Berringer Citizenship Team for his community outreach work

PERSONAL:

- A three-sport star at Cozad (Neb.) High School where he recorded 75 tackles and five sacks as a junior en route to Class C-1 all-state honors from the Omaha World-Herald and honorable-mention all-state accolades from the Lincoln Journal Star
- As a senior, earned second-team All-Nebraska honors from the Omaha World-Herald and second-team Super-State honors from the Lincoln Journal Star, adding first-team Class B honors from both papers
- Led the basketball team with 12 points and eight rebounds per game and finished second in the state in the shot put with a throw of 60 10-1/4 in the state track and field championships

CRICK'S CAREER PLAYOFF DEFENSIVE STATISTICS

Date	Opp	GP	GS	Tot	Solo	Asst	Sk	Yds	Int	Yds	Lg	TD	PD	QBH	TFL	FF	FR	Yds	TD
1/5/13	vs. Cin (WC)	1	0	0	0	0	0.0	0.0	0	0	0	0	0	0	0	0	0	0	0
1/13/13	at NE (Div)	1	0	1	0	1	0.0	0.0	0	0	0	0	0	0	0	0	0	0	0
Career		2	0	1	0	1	0.0	0.0	0	0	0	0	0	0	0	0	0	0	0



BRIAN CUSHING INSIDE LINEBACKER

56

Height: 6-3 | Weight: 249 | College: Southern California |
Hometown: Park Ridge, N.J. | 7th NFL Season |
7th with Texans | Age: 28 | Acquired: D1-'09 (15th overall) |
2015 GP/GS: 12/12 | Career GP/GS (Playoffs): 82/82 (2/2) |
Teams: Houston, 2009-15 |

TRANSACTIONS: Selected by Houston Texans in the first round (15th pick overall) of the 2009 NFL Draft...Signed by Texans on Aug. 2, 2009...Placed on injured reserve on Oct. 10, 2012...Placed on injured reserve on Oct. 28, 2013.

HONORS:

- Associated Press All-Pro Second Team (2009, 2011)
- Associated Press Defensive Rookie of the Year (2009)
- Pro Bowl Selection (2010)
- Pro Football Weekly/PFWA All-AFC Team (2011)
- Houston Texans Team Most Valuable Player (2011)
- Ed Block Courage Award Winner (2013)
- Houston Texans Team Rookie of the Year (2009)
- AFC Defensive Player of the Week (Week 6, 2009; Week 8, 2009)
- NFL Defensive Rookie of the Month (November, 2009; December, 2009)
- Pro Football Weekly/PFWA Defensive Rookie of the Year (2009)
- Pro Football Weekly/PFWA All-Rookie Team (2009)
- GMC Never Say Never Moment of the Week for Week 1 fourth-quarter interception return for a touchdown at San Diego (2013)

CAREER:

- Led the team in tackles in 2009 and 2011, and has 560 tackles in his career
- His 133 tackles in 2009 finished tied for second most in the AFC, trailing only Ray Lewis' 134 tackles
- Ranks ninth in team history with 12.0 career sacks
- Has eight career interceptions, 28 passes defended, eight forced fumbles and one safety
- Has 19 career double-digit tackle games

2015 (Houston 12/12):

- Led the team with 10 tackles (six solo) vs. Kansas City (9/13), which marked his 16th career double-digit tackle game and his highest single-game total since Sept. 21, 2014 at the New York Giants
- Tied for second on the team with seven tackles (four solo) and added one pass defended at Carolina (9/20)
- Deflected a pass on third down of Carolina's opening drive to force the Panthers to punt at Carolina (9/20)
- Made four tackles (three solo) vs. Tampa Bay (9/27)
- Led the team with 11 tackles (seven solo), including one for a loss, at Atlanta (10/4)
- Notched his second double-digit tackle game of the season and 17th of his career (10/4)
- His tackle total at Atlanta (10/4) also ranked as his highest output since Sept. 21, 2014 at the New York Giants (17)
- Led the team with eight tackles in the game vs. Indianapolis (10/8)

- Led the team with 12 tackles (nine solo), which marked his third double-digit tackling game of the season and 18th of his career at Jacksonville (10/18)
- Posted his fourth double-digit tackle game of the season and 19th of his career vs. Tennessee (11/1)
- Led the team with 13 tackles (six solo) and added one pass defended vs. Tennessee (11/1)
- Tied for third on the team with five tackles (four solo), including one for loss, vs. N.Y. Jets (11/22)
- His tackle for loss was his second of the season and first since Week 4 at Atlanta (10/4)

2014 (Houston 14/14):

- Played in 14 games and finished with 72 tackles, nine quarterback hits, two passes defended, a forced fumble and 1.0 sacks
- Made five tackles and had a quarterback hit against Washington (9/7) in Week 1
- Was second on the team with six tackles in Week 2 against Oakland (9/14)
- Officially tied a franchise record with 17 total tackles against the New York Giants (9/21) in Week 3 (Former ILB Darryl Sharpton holds the unofficial franchise record with 19 tackles against Oakland on Nov. 17, 2013. Sharpton's record reflects tackles recorded after review of game film by the former coaching staff)
- Made a team-high nine tackles (eight solo) and a pass defended against Buffalo (9/28)
- Sacked Tony Romo for 8 yards and registered nine tackles, a quarterback hit and a tackle for loss at Dallas (10/5) in Week 5

CUSHING'S 2015 SEASON STATISTICS

Date	Opp	GP	GS	Tot	Solo	Asst	Sk	Yds	Int	Yds	Lg	TD	PD	FF	FR	Yds	TD
9/13	KC	1	1	10	6	4	0	0	0	0	0	0	0	0	0	0	0
9/20	at Car	1	1	7	4	3	0	0	0	0	0	0	1	0	0	0	0
9/27	TB	1	1	4	3	1	0	0	0	0	0	0	0	0	0	0	0
10/4	at Atl	1	1	11	7	4	0	0	0	0	0	0	0	0	0	0	0
10/8	IND	1	1	8	0	8	0	0	0	0	0	0	0	0	0	0	0
10/18	at Jax	1	1	12	9	3	0	0	0	0	0	0	0	0	0	0	0
10/25	at Mia	1	1	4	3	1	0	0	0	0	0	0	0	0	0	0	0
11/1	Ten	1	1	13	6	7	0	0	0	0	0	0	1	0	0	0	0
11/16	at Cin	1	1	7	5	2	0	0	0	0	0	0	0	0	0	0	0
11/22	NYJ	1	1	5	4	1	0	0	0	0	0	0	0	0	0	0	0
11/29	NO	1	1	3	2	1	0	0	0	0	0	0	0	0	0	0	0
12/6	at Buf	1	1	3	3	0	0	0	0	0	0	0	0	0	0	0	0
12/13	NE	-	-	-	-	-	-	-	-	-	-	-	-	-	-	-	-
12/20	at Ind	-	-	-	-	-	-	-	-	-	-	-	-	-	-	-	-
12/27	at Ten	-	-	-	-	-	-	-	-	-	-	-	-	-	-	-	-
1/3	Jax	-	-	-	-	-	-	-	-	-	-	-	-	-	-	-	-
2015 Totals		12	12	87	52	35	0	0	0	0	0	0	2	0	0	0	0

Tackles For Loss (TFLs): 2

Quarterback Hits (QBHs): 2

2015 GAME HIGHS

Tackles	13	vs. Tennessee, 11/1
Passes Defended	1	2x, last: vs. Tennessee, 11/1
TFL	1	2x, last: vs. NY Jets, 11/22

CAREER GAME HIGHS

Tackles	17	at New York Giants, 9/21/14
Sacks	1.5	Twice, most recent vs. Tennessee, 9/15/13
Interceptions	1	8 times, most recent: at San Diego (P. Rivers), 9/9/13
Passes Defended	2	3 times, most recent: vs. Tennessee, 11/28/10
Forced Fumbles	2	Twice, most recent: at Indianapolis, 12/22/11
Safeties	1	vs. Oakland, 10/4/09
Touchdowns	1	at San Diego, 9/9/13

CAREER SEASON HIGHS

Tackles	133	2009
Sacks	4.0	Twice: 2009 and 2011
Interceptions	4	2009
Forced Fumbles	2	Twice: 2009 and 2011
Passes Defended	10	2009
QBH	13	2011
TFL	12	2009

CUSHING'S CAREER DEFENSIVE STATISTICS

Year	Team	GP	GS	Tot	Solo	Asst	Sk	Yds	Int	Yds	Lg	TD	PD	QBH	TFL	FF	FR	Yds	TD
2009	Hou	16	16	133	86	47	4.0	30.5	4	26	20	0	10	12	12	2	0	0	0
2010	Hou	12	12	76	53	23	1.5	12.0	0	0	0	0	4	11	8	1	0	0	0
2011	Hou	16	16	114	76	38	4.0	21.0	2	5	5	0	5	13	8	2	0	0	0
2012	Hou	5	5	30	23	7	0.0	0.0	1	1	1	0	2	2	0	1	0	0	0
2013	Hou	7	7	48	36	12	1.5	4.5	1	18	18t	1	3	4	6	1	0	0	0
2014	Hou	14	14	72	41	31	1.0	8.0	0	0	0	0	2	9	1	1	0	0	0
2015	Hou	12	12	87	52	35	0.0	0.0	0	0	0	0	2	2	2	0	0	0	0
Career		82	82	560	367	193	12.0	76.0	8	50	20	1	28	53	37	8	0	0	0

ADDITIONAL STATISTICS

Safeties (1): vs. Oakland, 10/4/09. Touchdowns (1): at San Diego (18-yard INT return)

BRIAN CUSHING

- Made four tackles vs. Indianapolis (10/9) in Week 6
- Inactive in Weeks 8-9
- Caused a fumble in the second quarter that was recovered by DE J.J. Watt and added six tackles, two quarterback hits and a pass defended at Cleveland (11/16) in Week 11
- Had eight tackles vs. Cincinnati (11/23) in Week 12
- Recorded four tackles and a pair of quarterback hits at Jacksonville (12/7) in Week 14

2013 (Houston 7/7):

- Led the team with 65 tackles and had 1.5 sacks and an interception before suffering a season-ending knee injury at Kansas City in Week 7
- Led the team with 11 tackles (five solo) and recorded an interception, which was returned 18 yards for a game-tying touchdown in the fourth quarter at San Diego (9/9)
- Tied a career high with 13 tackles (11 solo) and tied a career high with 1.5 sacks vs. Tennessee (9/15)
- Tied for a team-high with 10 tackles (seven solo) at Baltimore (9/22)
- Recorded 10 tackles (seven solo) and a forced fumble vs. Seattle (9/29)
- Recorded eight tackles (five solo) at San Francisco (10/6)
- Recorded eight tackles (four solo) vs. St. Louis (10/13)
- Recorded five solo tackles and a pass defended before suffering a leg injury in the third quarter at Kansas City (10/20)

2012 (Houston 5/5):

- Started five games and led the team in tackles before suffering a season-ending knee injury
- Named a team captain for the second consecutive season
- Finished the season with 43 tackles (27 solo), one interception, two passes defended and one forced fumble
- Led the defense with nine tackles (six solo) while also intercepting a pass and forcing a fumble in the season opener vs. Miami (9/9)
- Named one of the Defensive Players of the Game after recording nine tackles (three solo) at Jacksonville (9/16)
- Made seven tackles (three solo) and broke up a pass at Denver (9/23)
- Set a career-high with 13 tackles (9 solo) vs. Tennessee (9/30)
- Had five tackles (three solo) at the New York Jets (10/8) before leaving the game with a knee injury
- Started at Indianapolis (12/14) in Week 15

2011 (Houston 16/16, 2/2):

- Second-Team Associated Press All-Pro selection and finished the season with a team-best 114 tackles (77 solo), 4.0 sacks, two interceptions and two forced fumbles
- Elected a team captain by his teammates in the second half of the season
- Started and led all Texans defenders with seven tackles (four solo) and one quarterback pressure in the season opener vs. Indianapolis (9/11)
- Led the team with 10 tackles (seven solo) at Miami (9/18), his eighth double-digit tackle game
- Tied for the team lead with six tackles (two solo) vs. Pittsburgh (10/2)
- Recorded his first sack of the season and finished tied for the team lead in tackles with eight (seven solo) vs. Oakland (10/9)
- Led the defense with six tackles (five solo) and had a pass defended at Tennessee (10/23)
- Named the Defensive Player of the Game for the Texans after leading the team with seven tackles and intercepting a Blaine Gabbert pass vs. Jacksonville (10/30)
- Led the defense with seven tackles (four solo) and sacked Colt McCoy for a 5-yard loss vs. Cleveland (11/6)
- Led the defense with eight solo tackles, one sack and an interception at Tampa Bay (11/13)
- Tied for the team lead in tackles with six (five solo) while also adding two hits on the quarterback vs. Atlanta (12/4)
- Recorded his ninth career double-digit tackle game with 12 tackles (nine solo), including one for a loss vs. Carolina (12/18)
- Led the team in tackles for the 10th time in 2011 while also forcing two fumbles, including a sack-fumble on the first defensive play of the game at Indianapolis (12/22)
- Led the team with 19 postseason tackles
- Started in his postseason debut and registered a team-leading eight tackles, including five solos and one for loss in AFC Wild Card Playoff vs. Cincinnati (1/7/12)
- Recorded 11 tackles (five solo) and one pass defended in AFC Divisional Playoff at Baltimore (1/15/12)

2010 (Houston 12/12):

- Started the final 12 games of the regular season and totaled 76 tackles (49 solo), 1.5 sacks and one forced fumble
- Made season debut vs. the New York Giants (10/10) and had nine tackles (four solo) and one pass defended
- Made eight tackles (seven solo) including one quarterback hit vs. Kansas City (10/17)
- Returned to strongside linebacker and recorded nine solo tackles and one quarterback hit at Jacksonville (11/14)
- Made four solo tackles and forced a fumble at the New York Jets (11/21)
- Led the defense with seven tackles (three solo) including four for a loss to go along with two passes defended vs. Tennessee (11/28)
- Recorded 1.5 sacks for 12 yards lost and 10 tackles (six solo) including three for a loss vs. Baltimore (12/13)
- Made five tackles (four solo) including two quarterback hits vs. Jacksonville (1/2/11)

2009 (Houston 16/16):

- Started all 16 games as a rookie and was named Associated Press Defensive Rookie of the Year
- Voted into the 2010 Pro Bowl but was unable to play due to injury
- Made professional debut for the Texans, starting at linebacker against the New York Jets (9/13), and tied for the team high with eight tackles (five solo)
- Became the first Texans rookie to lead his team in tackles in his first three career games vs. Jacksonville (9/27), where he registered eight tackles (six solo), one tackle for loss, and two pass defenses
- Wrapped up Justin Fargas in the end zone for the Texans first safety since 12/15/02 vs. Oakland (10/4)
- Made nine tackles (six solo), two passes defended, two forced fumbles and intercepted a pass from Bengals QB Carson Palmer late in the fourth quarter to clinch the victory at Cincinnati (10/18)
- Named the AFC Defensive Player of the Week (10/21) for his performance at Cincinnati
- Led the Texans in tackles for the sixth time in eight games with 10 (three solo) as well as having one sack, one pass defended and one interception at Buffalo (11/1)
- Set a career high with 12 tackles (10 solo), one pass defended, one tackle for a loss and one quarterback hit at Indianapolis (11/8)
- Defensive leader in tackles for the ninth time, compiling 11 tackles (seven solo) vs. Indianapolis (11/29), where he picked off a Peyton Manning pass for his third interception of the season
- Named NFL Rookie of the Month in November after totaling 43 tackles, two interceptions and a sack
- Recorded one sack for a loss of 13 yards, three quarterback hits and 10 tackles (six solo) including three for a loss vs. Seattle (12/13)
- Made seven tackles (three solo) with two hits on Craig Nall including a half-sack for a loss of five yards at St. Louis (12/20)
- Made nine solo tackles at Miami (12/27), intercepted one pass, deflected a pass and had a sack for the third straight week

COLLEGE:

- Started 38-of-44 games he played in at USC, including 13 at right defensive end and 25 at strongside outside linebacker
- Finished his career with 178 tackles (101 solos) that included 8.5 quarterback sacks for minus 57 yards, 27.0 stops for losses totaling 106 yards and two pressures
- Intercepted one pass, deflected 12 others and blocked two punts
- Consensus All-American as a senior, earning first-team accolades from Sports Illustrated and second-team honors from The Sporting News and Associated Press, and a consensus first-team All-Pac 10 choice
- Finalist for the Butkus Award, semifinalist for the Lombardi Award and quarterfinalist for the Lott Trophy
- Honorable mention All-Pac 10 selection in 2007 and second-team all-conference pick in 2006
- Started the last four games in 2005, including the national title game

PERSONAL:

- Attended Bergen Catholic (Oradell, N.J.) High School
- Earned Parade, USA Today, Prep Football Report, Scout.com, Super Prep, EA Sports and Prep Star All-American honors as a senior
- Recorded 120 tackles, 11 stops for loss, 10 sacks and seven interceptions as a linebacker in 2004
- Played running back and tight end and gained 475 rushing yards with 10 touchdowns and caught 13 passes for 456 yards (35.1 avg) with seven scores

CUSHING'S CAREER PLAYOFF DEFENSIVE STATISTICS

Year	Team	GP	GS	Tot	Solo	Asst	Sk	Yds	Int	Yds	Lg	TD	PD	QBH	TFL	FF	FR	Yds	TD
1/7/12	vs. Cin (WC)	1		8	5	3	0.0	0.0	0	0	0	0	0	0	1	0	0	0	0
1/15/12	at Bal (Div)	1		11	5	6	0.0	0.0	0	0	0	0	1	0	0	0	0	0	0
Career		2		19	10	9	0.0	0.0	0	0	0	0	1	0	1	0	0	0	0



QUINTIN DEMPS

SAFETY

Height: 5-11 | Weight: 208 | College: UTEP |
Hometown: San Antonio, Texas | 8th NFL season |
4th with Texans | Age: 30 | Acquired: FA-'15 |
2015 GP/GS: 10/9 | Career GP/GS (Playoffs): 90/24 (8/2) |
Teams: Philadelphia, 2008-09; Houston, 2010-12;
Kansas City, 2013; N.Y. Giants, 2014; Houston, 2015 |

27

TRANSACTIONS: Selected by the Philadelphia Eagles with the 18th pick in the fourth round (117th overall) of the 2008 NFL Draft...Released by the Eagles on Sept. 4, 2010...Signed by the Houston Texans on Dec. 7, 2010...Released by the Texans on Sept. 3, 2011...Re-signed by the Texans on Oct. 25, 2011...Re-signed with the Texans on April 5, 2012...Signed by the Kansas City Chiefs on May 22, 2013...Signed by the New York Giants on March 16, 2014...Signed by the Texans on August 19, 2015.

CAREER:

- Played in 64 regular-season games with six starts, all in 2013 for the Chiefs, before joining the Texans in 2015
- Played in eight postseason games with two starts (never started a regular-season game for Philadelphia or Houston, but started a postseason game for each team)
- Had a 27.4 yard average on 96 kickoff returns, including touchdowns of 95 and 100 yards, before joining the Texans
- Has 37 career special teams tackles

2015 (Houston, 10/9):

- Started at safety vs. Kansas City (9/13) and made five tackles (four solo)
- Led the team with eight tackles (two solo) and a half-sack, his first sack since his rookie year with Philadelphia in 2008, at Carolina (9/20)
- Picked off QB Jameis Winston in the third quarter, his first interception of the year and 12th of his career vs. Tampa Bay (9/27)
- He now has nine interceptions since 2013, which is tied for the third-most in the NFL by a safety during that span
- Returned two kickoffs for 46 yards (23.0 avg.) vs. Tampa Bay (9/27)
- Inactive in Weeks 5-6
- Tied for third on the team with six tackles (two solo) and added a forced fumble and fumble recovery at Cincinnati (11/16)
- Forced and recovered a fumble on Bengals WR A.J. Green on Cincinnati's final offensive play of the game in the fourth quarter to seal the win for the Texans (11/16)
- Finished second on the team with six tackles (four solo), two passes defended and one tackle for loss vs. N.Y. Jets (11/22)
- His passes defended total marked a season-high, while the tackle for loss was his first of the year (11/22)
- Tied for second on the team with five tackles (three solo) and one pass defended vs. New Orleans (11/29)
- Notched his second straight game with at least one pass defense vs. New Orleans (11/29)

2014 (N.Y. Giants, 16/9):

- Played in all 16 games for the second consecutive season and made nine starts
- Finished with 54 tackles (38 solo), seven passes defended, one tackle for loss, one forced fumble and four interceptions
- Averaged 21.3 yards per kickoff return

- Recorded an interception at Washington (9/25), vs. Atlanta (10/5), at Seattle (11/9), and at Tennessee (12/07)
- Made 10 tackles (9 solo) at Philadelphia (10/12)

2013 (Kansas City 16/0):

- Played in all 16 games for the 1st time since his rookie season and made the first 6 starts of his career
- He finished with 32 tackles (22 solo) and career-high totals of 4 interceptions (which led the Chiefs) and 10 passes defended. Also had 3 special teams tackles
- Third in the NFL with a 30.1-yard kickoff return average on 33 runbacks, including 1 touchdown
- Tied a franchise postseason record with 7 kickoff returns and set the 2nd-best mark in franchise playoff history with 187 kickoff return yards in an AFC Wild Card Game at Indianapolis (1/4)

DEMPS' 2015 SEASON STATISTICS

Date	Opp	GP	GS	Tot	Solo	Asst	Sk	Yds	Int	Yds	Lg	TD	PD	FF	FR	Yds	TD
9/13	KC	1	1	5	4	1	0	0	0	0	0	0	0	0	0	0	0
9/20	at Car	1	1	8	2	6	0.5	6.5	0	0	0	0	0	0	0	0	0
9/27	TB	1	1	4	4	0	0	0	1	0	0	0	1	0	0	0	0
10/4	at Atl	1	1	2	1	1	0	0	0	0	0	0	0	0	0	0	0
10/8	IND	-	-	-	-	-	-	-	-	-	-	-	-	-	-	-	-
10/18	at Jax	-	-	-	-	-	-	-	-	-	-	-	-	-	-	-	-
10/25	at Mia	1	0	0	0	0	0	0	0	0	0	0	0	0	0	0	0
11/1	Ten	1	1	3	1	2	0	0	0	0	0	0	1	0	0	0	0
11/16	at Cin	1	1	6	2	4	0	0	0	0	0	0	0	1	1	0	0
11/22	NYJ	1	1	6	4	2	0	0	0	0	0	2	0	0	0	0	0
11/29	NO	1	1	5	3	2	0	0	0	0	0	0	1	0	0	0	0
12/6	at Buf	1	1	3	2	1	0	0	0	0	0	0	0	0	0	0	0
12/13	NE	-	-	-	-	-	-	-	-	-	-	-	-	-	-	-	-
12/20	at Ind	-	-	-	-	-	-	-	-	-	-	-	-	-	-	-	-
12/27	at Ten	-	-	-	-	-	-	-	-	-	-	-	-	-	-	-	-
1/3	Jax	-	-	-	-	-	-	-	-	-	-	-	-	-	-	-	-
2015 Totals		10	9	42	23	19	0.5	6.5	1	0	0	0	5	1	1	0	0

Quarterback Hits (QBHs): 1

Tackles For Loss (TFLs): 1

2015 Return Stats: Returned two kicks for 46 yards (23.0 avg.) and a long of 23 yards vs. Tampa Bay (9/27)

2015 GAME HIGHS

Tackles	8	at Carolina, 9/20
Sacks	0.5	at Carolina, 9/20
Passes Defensed	2	vs. NY Jets, 11/22
QBHs	1	at Carolina, 9/20
TFLs	1	vs. NY Jets, 11/22
Interceptions	1	vs. Tampa Bay, 9/27
Forced Fumbles	1	at Cincinnati, 11/16
Fumble Recoveries	1	at Cincinnati, 11/16

CAREER GAME HIGHS

Tackles	10	at Philadelphia, 10/12/14
Sacks	1.0	vs. Cleveland, 12/15/08
Passes Defensed	2	4x, last: vs. NY Jets, 11/22/15
TFL	1	5x, last: vs. NY Jets, 11/22/15
Interceptions	1	12x, last: vs. Tampa Bay, 9/27/15
Forced Fumbles	1	3x, last: at Cincinnati, 11/16/15
Fumble Recoveries	1	2x, last: at Cincinnati, 11/16/15

CAREER SEASON HIGHS

Tackles	54	2014
Sacks	1.0	2008
Passes Defensed	9	2013
TFL	2	2012
Interceptions	4	2013, 2014
Forced Fumbles	1	2008, 2014, 2015
Fumble Recoveries	1	2012, 2015

DEMPS' CAREER DEFENSIVE STATISTICS

Year	Team	GP	GS	Tot	Solo	Asst	Sk	Yds	Int	Yds	Lg	TD	PD	QBH	TFL	FF	FR	Yds	TD
2008	Phi	16	0	5	5	0	1	9	0	0	0	0	1	1	1	1	0	0	0
2009	Phi	9	0	7	7	0	0	0	1	12	12	0	3	0	0	0	0	0	0
2010	Hou	2	0	0	0	0	0	0	0	0	0	0	0	0	0	0	0	0	0
2011	Hou	9	0	22	18	4	0	0	2	47	42	0	4	1	0	0	0	0	0
2012	Hou	12	0	27	21	6	0	0	0	0	0	0	5	0	2	0	1	0	0
2013	KC	16	6	32	22	10	0	0	4	61	35	0	9	0	0	0	0	0	0
2014	NYG	16	9	54	38	16	0	0	4	19	10	0	7	0	1	1	0	0	0
2015	Hou	10	9	42	23	19	0.5	6.5	1	0	0	0	5	1	1	1	1	0	0
Career		90	24	189	134	55	1.5	15.5	12	139	42	0	34	3	5	3	2	0	0

QUINTIN DEMPS

2012 (Houston 4/0):

- Played in 12 games for Houston and contributed 27 tackles (21 solo) and 5 passes defended
- Also played in 2 postseason games

2011 (Houston 4/0):

- Played in 9 regular-season games and in 2 postseason games with 1 start
- Recorded 22 tackles (18 solo), 2 interceptions and 4 passes defended
- Returned 5 kickoffs for 169 yards, with a long runback of 50 yards
- Posted 2 tackles and intercepted a Colt McCoy pass that he returned 42 yards to set up a field goal vs. Cleveland (11/6)
- Had 4 tackles (3 solo) and an interception of Josh Freeman pass at Tampa Bay (11/13)
- Recorded 3 tackles (2 solo) at Jacksonville (11/27)
- Tallied 4 solo tackles vs. Atlanta (12/4)
- Led the Texans defense with 6 solo tackles vs. Tennessee (1/1)
- Started and had 1 solo tackle in AFC Wild Card Playoff vs. Cincinnati (1/7)
- Posted 2 solo tackles in the AFC Divisional Playoff at Baltimore (1/15)

2010 (Houston, 16/9):

- Played in 2 games for Houston
- Inactive vs. Baltimore (12/13) and at Tennessee (12/19)
- Saw action on special teams at Denver (12/26) and vs. Jacksonville (1/2)

2009 (Philadelphia 16/0):

- Played in 9 games for Philadelphia and recorded 7 solo tackles, 3 passes defended and his 1st career interception off Eli Manning vs. Giants (11/1), which he returned 12 yards
- Returned 6 kickoffs for 155 yards, with a long of 48

2008 (Philadelphia 4/0):

- As a rookie in 2008, played in all 16 games and in 3 postseason games with 1 start
- Finished with 5 solo tackles, including a sack, and a pass defended
- Returned 52 kickoffs for 1,314 yards (25.3-yard avg.), including a 100-yard touchdown at Baltimore (11/23) that was the Eagles' only score in a 36-7 loss
- Recorded his 1st career sack, a 9-yard takedown of Ken Dorsey vs. Cleveland (12/15)
- In the playoffs, had 7 tackles (4 solo) and 7 kickoff returns for 155 yards (22.1-yard avg.) with a long of 46

COLLEGE:

- Recorded 17 career interceptions at University of Texas at El Paso to rank 2nd in both Conference USA and school history

- Became the 1st player in school and conference history to have two 100-yard interception returns in both a season and a career (at Central Florida and at New Mexico State in 2007)
- Also left UTEP as the school's record-holder with 404 interception return yards, becoming the 7th player in NCAA history to top the 400-yard mark in that category
- As a senior in 2007, he earned 3rd team All-America honors as he set school and league records by posting 220 return yards and 5 interceptions (including 2 touchdowns)
- Also averaged 13.3 yards on 15 punt returns and 22.4 yards on 22 kickoff returns

PERSONAL:

- Starred at Theodore Roosevelt High School in San Antonio, Texas, where he earned unanimous all-district 26-5A, All-Greater San Antonio and honorable mention all-state honors as a senior
- Also lettered in basketball and track

DEMPS' CAREER POSTSEASON DEFENSIVE STATISTICS

Year	Team	GP	GS	Tot	Solo	Asst	Sk	Yds	Int	Yds	Lg	TD	PD	QBH	TFL	FF	FR	Yds	TD
2008	Phi	3	1	7	4	3	0	0	0	0	0	0	0	0	0	0	0	0	0
2011	Hou	2	1	3	3	0	0	0	0	0	0	0	0	0	1	0	0	0	0
2012	Hou	2	0	0	0	0	0	0	0	0	0	0	0	0	0	0	0	0	0
2013	KC	1	0	0	0	0	0	0	0	0	0	0	0	0	0	0	0	0	0
Career		8	2	10	7	3	0	0	0	0	-	0	0	0	1	0	0	0	0



AKEEM DENT INSIDE LINEBACKER

Height: 6-1 | Weight: 239 | College: Georgia |
Hometown: Atlanta, Ga. | 5th NFL Season |
2nd with Texans | Age: 28 | Acquired: T-14 (ATL) |
2015 GP/GS: 8/2 | Career GP/GS (Playoffs): 70/29 (3/2) |
Teams: Atlanta, 2011-13; Houston, 2014-15 |

50

TRANSACTIONS: Selected by Atlanta Falcons in the third round (91st overall) of the 2011 NFL Draft...Signed by Falcons on July 28, 2011...Traded to Houston Texans for QB T.J. Yates on June 18, 2014...Re-signed with Texans on March 24, 2015...Declared Active/Physically unable to perform on July 27, 2015...Placed on Active Roster on August 17, 2015.

HONORS:

- Pro Football Weekly/PFWA All-Rookie Team (2011)

CAREER:

- Made 20 regular season and three postseason starts with Atlanta (2011-13)
- Totaled 109 tackles, 1.5 sacks, three passes defended, four quarterback hits, 10 tackles for loss and a forced fumble in his three seasons with Atlanta
- Has 16 tackles and one tackle for loss in three postseason games
- 45 career special teams tackles

2015 (Houston 8/2):

- Re-signed with the Houston Texans on March 24, 2015
- Started and made four tackles (three solo), plus one special teams tackle vs. Kansas City (9/13)
- Recorded two tackles (one solo), one QBH, and two special teams tackles at Carolina (9/20)
- Inactive in Weeks 4-5, Week 8 and Week 11

2014 (Houston 15/7):

- Started seven of the 15 games he played in. Tallied 27 tackles, 11 special teams tackles, six quarterback hits, two tackles for loss and a sack
- Played on special teams in his Texans' debut against Washington (9/7)
- Made his fourth special teams tackle of the season at Dallas (10/5)
- Made a pair of special teams tackles at Pittsburgh (10/20)
- Made his first start as a Texan and recorded four tackles and a quarterback hit at Tennessee (10/26)
- Set a season high with five tackles vs. Philadelphia (11/2) in Week 9
- Matched a season high with five tackles and had a sack, quarterback hit and two tackles for loss at Cleveland (11/16) in Week 11
- Recorded five tackles and a quarterback hit for the third straight game vs. Cincinnati (11/23) in Week 12
- Inactive in Week 13
- Registered three tackles and a pair of special teams tackles at Jacksonville (12/7) in Week 14
- Started and had a tackle, two quarterback hits and a special teams tackle vs. Baltimore (12/21) in Week 16
- Made four tackles vs. Jacksonville (12/28) in week 17

2013 (Atlanta 15/7):

- Led the Falcons defense and tallied a game-high 12 tackles (five solo) with two tackles for loss at New Orleans (9/8)
- Posted five tackles (four solo) with one pass defended against St. Louis (9/15)
- Recorded his first career sack at Miami (9/22) and teamed up with DT Peria Jerry for a second sack late in the game. Also logged five tackles (four solo), one tackle for loss, and two quarterback hits in the game.
- Led the team with nine tackles (five solo) and one QBH against New England (9/29)
- Inactive against the Jets (10/7)
- Totaled six tackles (five solo) against Tampa Bay (10/20)
- Posted four tackles (three solo) with one tackle for loss at Arizona (10/27)
- Notched five tackles (three solo) with one tackle for loss at Carolina (11/3)
- Recorded six tackles (two solo) for the defense against Seattle (11/10)
- Made one tackle on the special teams at Tampa Bay (11/17)
- Credited with one tackle in the game against New Orleans (11/21)
- Posted one special teams tackle against Buffalo (12/1)

2012 (Atlanta 16/13, 2/2):

- Played in all 16 games, including 13 starts at middle linebacker during his sophomore season

DENT'S 2015 SEASON STATISTICS

Date	Opp	GP	GS	Tot	Solo	Asst	Sk	Yds	Int	Yds	Lg	TD	PD	FF	FR	Yds	TD
9/13	KC	1	1	4	3	1	0	0	0	0	0	0	0	0	0	0	0
9/20	at Car	1	1	2	1	1	0	0	0	0	0	0	0	0	0	0	0
9/27	TB	1	0	0	0	0	0	0	0	0	0	0	0	0	0	0	0
10/4	at Atl	-	-	-	-	-	-	-	-	-	-	-	-	-	-	-	-
10/8	IND	-	-	-	-	-	-	-	-	-	-	-	-	-	-	-	-
10/18	at Jax	1	0	0	0	0	0	0	0	0	0	0	0	0	0	0	0
10/25	at Mia	1	0	2	2	0	0	0	0	0	0	0	0	0	0	0	0
11/1	Ten	-	-	-	-	-	-	-	-	-	-	-	-	-	-	-	-
11/16	at Cin	1	0	0	0	0	0	0	0	0	0	0	0	0	0	0	0
11/22	NYJ	-	-	-	-	-	-	-	-	-	-	-	-	-	-	-	-
11/29	NO	1	0	0	0	0	0	0	0	0	0	0	0	0	0	0	0
12/6	at Buf	1	0	0	0	0	0	0	0	0	0	0	0	0	0	0	0
12/13	NE	-	-	-	-	-	-	-	-	-	-	-	-	-	-	-	-
12/20	at Ind	-	-	-	-	-	-	-	-	-	-	-	-	-	-	-	-
12/27	at Ten	-	-	-	-	-	-	-	-	-	-	-	-	-	-	-	-
1/3	Jax	-	-	-	-	-	-	-	-	-	-	-	-	-	-	-	-
2015 Totals		8	2	8	6	2	0.0	0	0	0	0	0	0	0	0	0	0

Special Teams Tackles: 7
Quarterback Hits (QBHs): 1
Tackle For Loss (TFLs): 1

2015 GAME HIGHS

Tackles 4 vs. Kansas City, 9/13
Tackles for loss 1 at Miami, 10/25
QBHs 1 at Carolina, 9/20
Spec. Tms. Tackles 2 2x, last: at Miami, 10/25

CAREER GAME HIGHS

Tackles 11 at New Orleans, 9/8/13
Tackles for loss 2 twice, last: at Cleveland, 11/16/14
QBH 2 twice, last: vs. Baltimore, 12/21
Sacks 1.5 at Miami, 9/22/13
Passes Defended 1 3 times, most recent: vs. St. Louis, 9/15/13
Forced Fumbles 1 at Detroit, 10/23/11
Spec. Tms. Tackles 4 at Carolina, 12/11/11

CAREER SEASON HIGHS

Tackles 61 2012
Sacks 1.5 2013
Forced Fumbles 1 2011
Passes Defended 2 2012
QBH 6 2014
TFL 5 2012, 2013
Special teams tackles 19 2011

DENT'S CAREER DEFENSIVE STATISTICS

Year	Team	GP	GS	Tot	Solo	Asst	Sk	Yds	Int	Yds	Lg	TD	PD	QBH	TFL	FF	FR	Yds	TD
2011	Atl	16	0	1	1	0	0.0	0.0	0	0	0	0	0	0	0	1	0	0	0
2012	Atl	16	13	62	40	22	0.0	0.0	0	0	0	0	2	2	5	0	0	0	0
2013	Atl	15	7	46	24	22	1.5	12.0	0	0	0	0	1	2	5	0	0	0	0
2014	Hou	15	7	27	20	7	1.0	7.0	0	0	0	0	0	6	2	0	0	0	0
2015	Hou	8	2	8	6	2	0.0	0	0	0	0	0	0	1	1	0	0	0	0
Career		70	29	144	91	53	2.5	19.0	0	0	0	0	3	11	13	1	0	0	0

ADDITIONAL STATISTICS

Special Teams Tackles: (45) 2011 - 19; 2012 - 3; 2013 - 5; 2014 - 11; 2015 - 7.

AKEEM DENT

- Started both playoff games and led the Falcons with 16 postseason tackles
- Set career highs with 61 tackles (40 solo), five tackles for loss and two passes defended
- Part of a defense that ranked fifth in the NFL, allowing 18.7 points per game
- Signal caller for a defense that held opponents to 20 points or less nine times

2011 (Atlanta 16/0, 1/0):

- Earned PFW/PFWA All-Rookie honors after recording 19 special teams tackles
- Played in all 16 games and made one tackle on defense
- Played in the Wild Card Playoff against the New York Giants (1/8/12) and made one special teams tackle
- Recorded a career-high four special teams tackles at Carolina (12/11)

COLLEGE:

- Started 29-of-47 games at Georgia, including 16 at strong-side outside linebacker and 13 at strongside inside linebacker
- Posted 240 tackles (133 solo) with 4.5 sacks (42 yards) and 12 tackles for loss (54 yards) with two forced fumbles, two fumble recoveries and five passes defended
- Earned All-SEC second team honors in 2010 after leading the Bulldogs with 126 tackles (69 solo) with 2.5 sacks and 6.5 tackles for loss
- Served as one of the team's co-captains and shifted from a 4-3 strong-side linebacker to an inside linebacker in the 3-4 defense his senior season
- As a junior in 2009, appeared in eight games with four starts and registered 32 tackles and 2.5 tackles for loss
- As a sophomore, he started eight games and produced 46 tackles (27 solo), 1.5 sacks and three tackles for loss
- Athletic Director's Academic Honor Roll as a junior and a senior, and earned the team's 'True Grit' Award in 2010
- Graduated from UGA in December 2010 with a bachelor's degree in housing

PERSONAL:

- A Douglass, Ga. native, attended Douglass High School registering 140 tackles as a senior and earning Super Southern 100 honors from the Atlanta
- Journal-Constitution and Class 5A first team All-State accolades from the Georgia Sports Writers Association
- Named to the Orlando Sentinel All-Southern Team, the Valdosta Daily Times All-State defensive squad

DENT'S CAREER PLAYOFF DEFENSIVE STATISTICS

Year	Opp	GP	GS	Tot	Solo	Asst	Sk	Yds	Int	Yds	Lg	TD	PD	QBH	TFL	FF	FR	Yds	TD
1/8/12	at NYG (WC)*	1	0	0	0	0	0.0	0.0	0	0	0	0	0	0	0	0	0	0	0
1/13/13	vs. Sea (Div)*	1	1	8	4	4	0.0	0.0	0	0	0	0	0	0	0	0	0	0	0
1/20/13	vs. SF (Conf)*	1	1	8	5	3	0.0	0.0	0	0	0	0	0	0	1	0	0	0	0
Career		3	2	16	9	7	0.0	0.0	0	0	0	0	0	0	1	0	0	0	0

*- Atlanta

ADDITIONAL STATISTICS

Special Teams Tackles: (2) 2011 - 1; 2012 - 1.



KURTIS DRUMMOND

SAFETY

Height: 6-1 | Weight: 208 | College: Michigan State |
Hometown: Masury, Ohio | Rookie |
1st with Texans | Age: 23 | Acquired: UDFA-'15 |
2015 GP/GS: 5/0 | Career GP/GS (Playoffs) 5/0 (0/0) |
Teams: Houston, 2015 |

40

TRANSACTIONS: Signed with the Houston Texans as a rookie free agent on May 8, 2015...
Signed to the Texans active roster on Oct. 27, 2015.

2015 (Houston 5/0):

- Signed to Texans active roster (10/27)
- Forced a fumble on Titans RB Bishop Sankey on a kickoff return in the second quarter. S Eddie Pleasant recovered the fumble on the Titans 24-yard line (11/1)

CAREER AT MICHIGAN STATE:

- Four-year letter winner who recorded 233 career tackles in 52 games
- 2014 First-Team All-American (FWAA, Phil Steele)
- 2014 Big Ten Defensive Back Of The Year
- 2014 First-Team All-Big Ten (Coaches, Media, BTN.COM, Athlon Sports, Phil Steele)
- Two-Time First-Team All-Big Ten (2013, 2014)
- Finished his career by starting in 34 consecutive games at free safety
- Ranked among MSU's all-time leaders in interceptions (tied for seventh with 12), passes defended (11th with 33) and interception return yards (12th with 148)
- Compiled 14 tackles for loss (60 yards), three forced fumbles and two fumble recoveries
- Recorded 19 tackles in four career bowl games and helped lead the Spartans to a 4-0 record in bowl games during his career

2014 (Michigan State):

- Named 2014 Tatum-Woodson Big Ten Defensive Back of the Year
- First-team All-America selection by the Football Writers Association of America, becoming just the fifth safety in program history to earn first-team All-America honors (Jim Ellis, 1951-52; Allen Brenner, 1968; Brad Van Pelt, 1971-72; William Simpson, 1973)
- Earned All-America honors from Phil Steele (first team), USA TODAY (second team), Associated Press (third team), Athlon Sports (third team) and SI.com (honorable mention)
- First-team All-Big Ten honoree by the coaches and media
- First Spartan safety to earn back-to-back first-team All-Big Ten honors since John Miller (1988-89) and is just the fifth in school history
- Named first-team All-Big Ten by BTN.com, Athlon Sports and Phil Steele . . . accepted an invitation to the 2015 Senior Bowl
- Co-recipient of MSU's Downtown Coaches Club Award (outstanding senior on defense)
- Elected a co-captain by his teammates
- Led team in tackles (72), interceptions (4), pass break-ups (11) and passes defended (15)
- Led the secondary with five tackles for loss (15 yards)
- Ranked tied for first in the Big Ten in passes defended with 15 (four interceptions and 11 pass break-ups)
- Had a career-high 11 pass break-ups, which ranked second in the Big Ten
- Led team and tied for seventh in the Big Ten with four interceptions

2013 (Michigan State):

- SI.com All-American (honorable mention)
- First-team All-Big Ten selection by the coaches
- Second-team all-conference pick by the media
- Earned All-Big Ten honors from ESPN.com (first team), Sporting News (first team), CollegeFootballNews.com (first team) and Athlon Sports (first team)
- Ranked one of the top 30 players (No. 25) in the Big Ten by CollegeFootballNews.com
- Recipient of MSU's Outstanding Underclass Back Award (defense)
- Ranked second on the team with a career-high 91 tackles, including 3.5 for losses (18 yards)
- Tied for team lead and ranked tied for third in the Big Ten with four interceptions
- Ranked tied for 10th in the Big Ten with 10 passes defended (four interceptions, six pass break-ups)
- Helped lead the Spartans rank No. 1 in the NCAA FBS in pass efficiency defense (92.3 rating)

2012 (Michigan State):

- Played in all 13 games, including seven starts at free safety
- Ranked fifth on the team with 53 tackles, including 4.5 tackles for loss (17 yards)
- Had four pass break-ups, two interceptions, a forced fumble and a fumble recovery
- Recipient of the team's Tommy Love Award (most improved player: defense)

2011 (Michigan State):

- Played in 12 games to earn his first letter
- Ranked fifth on the team with two interceptions and recorded 17 tackles
- Did not play the last two games of the regular season due to injury (vs. Indiana and Northwestern)
- Notched his first career interception at Notre Dame and returned it 34 yards, setting up an MSU field goal.

2010 (Michigan State):

- Redshirted

PERSONAL:

- Three-year starter for Coach Brian Hoffman at Hubbard (Ohio) High School
- Ranked among the nation's top safeties by Scout.com (No. 69) and listed among the country's top athletes by Scouts, Inc. (No. 83)
- Named to SuperPrep's and PrepStar's All-Midwest Teams
- Ranked among Ohio's top 50 seniors by Rivals.com (No. 44) and Scout.com (No. 47)
- Had 24 receptions for 489 yards (20.4 avg.) and three touchdowns as a senior
- Registered 75 tackles (46 solos, 29 assists) as a senior, including four sacks
- Also credited with three passes defended and two forced fumbles in 2009
- Returned 12 punts for 110 yards (9.2 avg.) and five kickoffs for 86 yards (17.2 avg.)
- Averaged 35.0 yards on 27 punts as a senior
- Caught 16 passes for 281 yards (17.6 avg.) and four TDs as a junior
- Made 49 tackles (29 solos, 20 assists) in 2008, including two sacks
- Also recorded three interceptions (62 yards) and 11 passes defended as a junior
- Earned Associated Press Division II All-Ohio Special Mention honors in basketball in 2008-09, playing for Coach Rick Fox
- Averaged 17.1 points for the Eagles his senior year to garner Associated Press All-Northeast Inland Division II Third-Team honors
- Earned his bachelor's degree in psychology from MSU in December 2014
- Born Jan. 29, 1992

DRUMMOND'S 2015 SEASON STATISTICS

Date	Opp	GP	GS	TotSolo	Asst	Sk	Yds	Int	Yds	Lg	TD	PD	FF	FR	Yds	TD
11/1	Ten	1	0	1	1	0	0	0	0	0	0	0	1	0	0	0
11/16	at Cin	1	0	0	0	0	0	0	0	0	0	0	0	0	0	0
11/22	NYJ	1	0	0	0	0	0	0	0	0	0	0	0	0	0	0
11/29	NO	1	0	0	0	0	0	0	0	0	0	0	0	0	0	0
12/6	at Buf	1	0	0	0	0	0	0	0	0	0	0	0	0	0	0
12/13	NE	-	-	-	-	-	-	-	-	-	-	-	-	-	-	-
12/20	at Ind	-	-	-	-	-	-	-	-	-	-	-	-	-	-	-
12/27	at Ten	-	-	-	-	-	-	-	-	-	-	-	-	-	-	-
1/3	Jax	-	-	-	-	-	-	-	-	-	-	-	-	-	-	-
2015 Totals		5	0	1	1	0	0	0	0	0	0	0	1	0	0	0

Special Teams Tackles: 6



BRANDON DUNN DEFENSIVE TACKLE

Height: 6-2 | Weight: 300 | College: Louisville |
Hometown: Louisville, Ky. | 1st NFL Season |
1st with Texans | Age: 23 | Acquired: FA-'15 |
2015 GP/GS: 7/0 | Career GP/GS (Playoffs) 11/0 (0/0) |
Teams: Chicago, 2014-15; Houston, 2015 |

92

TRANSACTIONS: Signed by the Chicago Bears as an undrafted free agent on May 11, 2014...Released by the Bears on August 30, 2014...Signed to the Bears' practice squad on Sept. 1, 2014...Signed to the Bears' active roster on Nov. 26, 2014...Released by the Bears on Sept. 5, 2015...Signed to the Bears' practice squad on Sept. 8, 2015...Signed to the Bears' active roster on Sept. 19, 2015...Released by the Bears on Oct. 3, 2015...Signed to the Bears' practice squad on Oct. 6, 2015...Signed by the Houston Texans to their active roster on Oct. 13, 2015.

2015 (Chicago 1/0; Houston 7/0):

- Played in one game for the Bears where he recorded two tackles (one solo) vs. Arizona (9/20)
- Signed to the Texans' active roster (10/13)
- Played in his first game for the Texans at Jacksonville (10/18)

2014 (Chicago 3/0):

- Made one solo tackle and had one pass defended vs. Detroit (12/21)
- Made his NFL debut earlier in the season against the Lions (11/27)

COLLEGE:

- Played for the Louisville Cardinals from 2010 to 2013
- Played in 49 games for the Cardinals, starting 30
- Recorded career totals of 101 tackles, 3 sacks, two fumble recoveries and two pass deflections

PERSONAL:

- Attended Pleasure Ridge Park High School in Louisville, Kentucky
- Three-year starter and team captain for the Pleasure Ridge Park High School Panthers
- Named the team's Most Valuable Player and best offensive lineman in 2009
- Also named the team's top defensive lineman in 2008
- Recorded 65 tackles and 16 sacks as a senior, including 30 solo tackles
- Recorded 50 tackles and 16 sacks his junior year

DUNN'S 2015 TEXANS SEASON STATISTICS

Date	Opp	GP	GS	Tot	Solo	Asst	Sk	Yds	Int	Yds	Lg	TD	PD	FF	FR	Yds	TD
10/18	at Jax	1	0	0	0	0	0	0	0	0	0	0	0	0	0	0	0
10/25	at Mia	1	0	1	1	0	0	0	0	0	0	0	0	0	0	0	0
11/1	Ten	1	0	0	0	0	0	0	0	0	0	0	0	0	0	0	0
11/16	at Cin	1	0	1	1	0	0	0	0	0	0	0	0	0	0	0	0
11/22	NYJ	1	0	1	0	1	0	0	0	0	0	0	0	0	0	0	0
11/29	NO	1	0	0	0	0	0	0	0	0	0	0	0	0	0	0	0
12/6	at Buf	1	0	2	1	1	0	0	0	0	0	0	0	0	0	0	0
12/13	NE	-	-	-	-	-	-	-	-	-	-	-	-	-	-	-	-
12/20	at Ind	-	-	-	-	-	-	-	-	-	-	-	-	-	-	-	-
12/27	at Ten	-	-	-	-	-	-	-	-	-	-	-	-	-	-	-	-
1/3	Jax	-	-	-	-	-	-	-	-	-	-	-	-	-	-	-	-
2015 Totals		7	0	5	3	2	0	0	0	0	0	0	0	0	0	0	0

DUNN'S CAREER DEFENSIVE STATISTICS

Year	Team	GP	GS	Tot	Solo	Asst	Sk	Yds	Int	Yds	Lg	TD	PD	QBH	TFL	FF	FR	Yds	TD
2014	Chi	3	0	1	1	0	0	0	0	0	0	0	1	0	0	0	0	0	0
2015	Chi	1	0	2	1	1	0	0	0	0	0	0	0	0	0	0	0	0	0
2015	Hou	7	0	5	3	2	0	0	0	0	0	0	0	0	0	0	0	0	0
Career		11	0	8	5	3	0	0	0	0	0	0	1	0	0	0	0	0	0



C.J. FIEDOROWICZ TIGHT END

87

Height: 6-5 | Weight: 265 | College: Iowa |
Hometown: Johnsbury, Ill. | 2nd NFL season |
2nd with Texans | Age: 23 | Acquired: D3a-'14 |
2015 GP/GS: 12/11 | Career GP/GS (Playoffs): 27/19 (0/0) |
Teams: Houston, 2014-15 |

TRANSACTIONS: Selected by Houston Texans with the first pick in the third round (65th overall) in the 2014 NFL Draft...Signed by Texans on May 27, 2014.

2015 (Houston 12/11):

- Started and made one reception for 15 yards vs. Kansas City (9/13)
- Recorded one catch for 19 yards at Carolina (9/20)
- Scored his second career touchdown and first of the season on a 5-yard pass from QB Brian Hoyer in the fourth quarter at Atlanta (10/4)
- Posted single-game career highs of three receptions for 28 yards at Atlanta (10/4)
- Recorded a career-long 25-yard reception in the second quarter at Cincinnati (11/16)
- Finished with two catches for 30 yards at Cincinnati (11/16)

2014 (Houston 15/8):

- Started eight games and played in 15. Had four catches for 28 yards and a touchdown.
- Made his NFL debut against Washington (9/7)
- Inactive in Week 2 against Oakland (9/14)
- Made his first career start against the New York Giants (9/21) in Week 3
- Started at tight end vs. Buffalo (9/28) in Week 4 and at Dallas (10/5) in Week 5
- Made his first career reception for 7 yards in the second quarter vs. Indianapolis (10/9)
- Made a 9-yard catch at Pittsburgh (10/20) in Week 7
- Played at Tennessee (10/26) in Week 8, vs. Philadelphia (11/2) in Week 9 and at Cleveland (11/16) in Week 11
- Started vs. Cincinnati (11/23) in Week 12, vs. Tennessee (11/30) in Week 13 and at Jacksonville (12/7) in Week 14
- Played at Indianapolis (12/14) in Week 15
- Caught his first career touchdown, a 5-yard pass from RB Arian Foster in the second quarter, vs. Baltimore (12/21) in Week 16
- Played vs. Jacksonville (12/28) in Week 17

COLLEGE:

- Started 20 of the 51 games that he appeared in, catching 91 passes for 899 yards (9.9 average) and 10 touchdowns
- Closed out his career with at least one reception in his last 31 games, the second-longest streak for any active tight end in FBS
- First-Team All-Big Ten (2013)
- Honorable-Mention All-Big Ten (2012)

PERSONAL

- Attended Johnsbury (Ill.) High School, playing football for head coach Barry Creviston
- Finished his career with 183 receptions for 3,121 yards (17.1 average) and 42 touchdowns
- Earned USA Today All-American honors and was named to ESPN's Top 150
- As a sophomore, pulled in 64 passes for 1,043 yards (16.3 average) and 11 scores
- Competed as a tight end, wide receiver, running back, quarterback, linebacker, defensive end, free safety and long snapper and also returned punts and kickoffs
- Team captain who collected 809 yards on 49 receptions and 11 touchdowns as a junior
- Closed out his career with 44 receptions for 921 yards and 15 touchdowns as a senior
- First team all-state honors from the Chicago Sun Times, Chicago Tribune and Campaign News Gazette
- First team Class 4-A all-state pick as a junior and sophomore and League Player of the Year as a senior
- Participated in the Army All-American Bowl
- Lettered four times in basketball
- Set the school hoops career-record for scoring (1,400 points in four seasons)
- Received two letters in baseball and two more as a member of the track team
- Majored in leisure studies
- Father was a power-lifter who got C.J. interested in weight training in the eighth grade
- Sister, Paige, also attended Johnsbury High School, where she was a three-sport stand-out athlete excelling in volleyball, basketball and track. She left Johnsbury as its all-time career scoring leader among both the boys and girls team and later starred for the women's basketball team at Marquette (2008-11)

FIEDOROWICZ'S 2015 SEASON STATISTICS

Date	Opp	GP	GS	Rush	Yds	Avg	Lg	TD	Rec	Yds	Avg	Lg	TD
9/13	KC	1	1	0	0	0	0	0	1	15	15.0	15	0
9/20	at Car	1	1	0	0	0	0	0	1	19	19.0	19	0
9/27	TB	1	1	0	0	0	0	0	0	0	0	0	0
10/4	at Atl	1	1	0	0	0	0	0	3	28	9.3	19	1
10/8	Ind	1	1	0	0	0	0	0	1	4	4.0	4	0
10/18	at Jax	1	1	0	0	0	0	0	1	8	8.0	8	0
10/25	at Mia	1	1	0	0	0	0	0	0	0	0	0	0
11/1	Ten	1	1	0	0	0	0	0	2	15	7.5	14	0
11/16	at Cin	1	0	0	0	0	0	0	2	30	15.0	25	0
11/22	NYJ	1	1	0	0	0	0	0	0	0	0	0	0
11/29	NO	1	1	0	0	0	0	0	2	20	10.0	14	0
12/6	at Buf	1	1	0	0	0	0	0	1	8	8.0	8	0
12/13	NE	-	-	-	-	-	-	-	-	-	-	-	-
12/20	at Ind	-	-	-	-	-	-	-	-	-	-	-	-
12/27	at Ten	-	-	-	-	-	-	-	-	-	-	-	-
1/3	Jax	-	-	-	-	-	-	-	-	-	-	-	-
2015 Totals		12	11	0	0	0	0	0	14	147	10.5	25	1

Fumbles/Lost: 1/1

CAREER GAME HIGHS

Receptions	3	at Atlanta 10/4/15
Receiving yards	30	at Cincinnati, 11/16/15
Touchdowns	1	2x, last: at Atlanta, 10/4/15
Receiving Long	25	at Cincinnati, 11/16/15

FIEDOROWICZ'S CAREER OFFENSIVE STATISTICS

Year	Team	GP	GS	RUSHING					RECEIVING				
				Rush	Yds	Avg	Lg	TD	Rec	Yds	Avg	Lg	TD
2014	Hou	15	8	0	0	0	0	0	4	28	7.0	9	1
2015	Hou	12	11	0	0	0	0	0	14	147	10.5	25	1
Career		27	19	0	0	0	0	0	18	175	9.7	25	2



GARRETT GRAHAM

TIGHT END

Height: 6-3 | Weight: 243 | College: Wisconsin |
Hometown: Brick, N.J. | 6th NFL Season |
6th with Texans | Age: 29 | Acquired: D4b-'10 (118th overall) |
2015 GP/GS: 8/2 | Career GP/GS (Playoffs): 60/31 |
Teams: Houston, 2010-15 |

88

TRANSACTIONS: Selected by Houston Texans in the fourth round (118th overall) of the 2010 NFL Draft...Signed by Texans on July 28, 2010...Placed on injured reserve on Dec. 27, 2013...Re-signed with Texans on March 13, 2014.

CAREER:

- Re-signed with the Texans on March 13, 2014 after having a career year in which he caught 49 passes for 545 yards and tied for the team lead with a career-high five touchdown receptions

2015 (Houston 8/2):

- Made his season debut vs. Kansas City (9/13)
- Caught a 7-yard touchdown pass from QB Ryan Mallett in the third quarter at Carolina (9/20), the 10th of his career and first since he hauled in a 20-yard touchdown from Mallett at Cleveland (11/16/14)
- Recorded one reception for nine yards vs. Tampa Bay (9/27)
- Made his 100th career reception vs. Indianapolis (10/8)
- Inactive in Weeks 10-13

2014 (Houston 11/9):

- Started nine games and caught 18 passes for 197 yards and a touchdown
- Inactive vs. Washington (9/7)
- Hauled in a 26-yard catch at Oakland (9/14)
- Caught five passes for 41 yards with a long of 11 against the New York Giants (9/21)
- Caught three passes for 28 yards with a long of 12 against Buffalo (9/28)
- Made a pair of catches for 24 yards at Pittsburgh (10/20) in Week 7
- Hauled in a 20 yard pass for his first touchdown of the season and finished with 34 yards on a pair of catches at Cleveland (11/16) in Week 11
- Led the team with a season-best tying 41 yards receiving on four receptions vs. Cincinnati (11/23) in Week 12. Became the fourth tight end in franchise history with at least 1,000 yards receiving
- Inactive in Weeks 14-17

2013 (Houston 13/11):

- Started a career-high 11 games and recorded career highs with 49 receptions for 545 yards and five touchdowns
- Recorded four receptions for 27 yards and a touchdown at San Diego (9/9)
- Recorded three receptions for 30 yards and a touchdown vs. Tennessee (9/15)
- Recorded five receptions for 69 yards, including a career-long 31-yard touchdown vs. Seattle (9/29)
- Caught seven passes for a career and franchise-high 136 yards (19.4 avg) and a touchdown vs. Oakland (11/17). Also surpassed his previous career high for receptions in a season (28 in 2012) in the game
- Tied his career high with eight receptions for 73 yards (9.1 avg) and a touchdown at Jacksonville (12/5)
- Inactive due to a hamstring injury at Indianapolis (12/15) and vs. Denver (12/22)
- Placed on injured reserve with a left hamstring injury on 12/27

2012 (Houston 15/9, 2/2):

- Hauled in 28 receptions for 233 yards and three touchdowns
- Saw action at tight end and on special teams in the season opener vs. Miami (9/9)
- Caught one pass for 15 yards at Jacksonville (9/16)
- Made his first career start and caught two passes for a career-high 39 yards, including a long of 27 yards at Denver (9/23)
- Caught three passes for 25 yards vs. Green Bay (10/14)
- Had two receptions for 32 yards vs. Baltimore (10/21)
- Scored his first career touchdown on a 5-yard pass in the fourth quarter vs. Buffalo (11/4)
- Had a career-best eight receptions for 82 yards and two touchdowns vs. Jacksonville (11/18)
- Inactive at New England (12/10)
- Caught two passes for 14 yards vs. Minnesota (12/23)
- Started his first career playoff games and caught three passes for 29 yards in the AFC Wild Card Playoff vs. Cincinnati (1/5/13)
- Started his second consecutive playoff game and made two catches for 13 yards in the AFC Divisional playoff at New England (1/13/13)

2011 (Houston 7/0, 0/0):

- Made his season debut vs. Indianapolis (9/11)
- Inactive for nine games
- Saw action at tight end and on special teams in seven games of the regular season
- Caught his first career pass, a 24-yard gain in the third quarter vs. Tennessee (1/1/12) and saw action at reserve outside linebacker late in the game
- Inactive for both playoff games

GRAHAM'S 2015 SEASON STATISTICS

Date	Opp	GP	GS	Rush	Yds	Avg	Lg	TD	Rec	Yds	Avg	Lg	TD
9/13	KC	1	0	0	0	0	0	0	0	0	0	0	0
9/20	at Car	1	1	0	0	0	0	0	1	7	7.0	7t	1
9/27	TB	1	0	0	0	0	0	0	1	9	9.0	9	0
10/4	at Atl	1	0	0	0	0	0	0	1	6	6.0	6	0
10/8	Ind	1	0	0	0	0	0	0	1	8	8.0	8	0
10/18	at Jax	1	0	0	0	0	0	0	0	0	0	0	0
10/25	at Mia	1	1	0	0	0	0	0	0	0	0	0	0
11/1	Ten	1	0	0	0	0	0	0	0	0	0	0	0
11/16	at Cin	-	-	-	-	-	-	-	-	-	-	-	-
11/22	NYJ	-	-	-	-	-	-	-	-	-	-	-	-
11/29	NO	-	-	-	-	-	-	-	-	-	-	-	-
12/6	at Buf	-	-	-	-	-	-	-	-	-	-	-	-
12/13	NE	-	-	-	-	-	-	-	-	-	-	-	-
12/20	at Ind	-	-	-	-	-	-	-	-	-	-	-	-
12/27	at Ten	-	-	-	-	-	-	-	-	-	-	-	-
1/3	Jax	-	-	-	-	-	-	-	-	-	-	-	-
2015 Totals		8	2	0	0	0	0	0	4	30	7.5	9	1

Miscellaneous Stats: Recovered one fumble at Miami (10/25)

2015 GAME HIGHS

Receptions	1	4x, last: vs. Indianapolis, 10/8
Receiving yards	9	vs. Tampa Bay, 9/27
Receiving touchdowns	1	at Carolina, 9/20

CAREER SEASON HIGHS

Receptions	49	2013
Receiving yards	545	2013
Receiving touchdowns	5	2013

CAREER GAME HIGHS

Receptions	8	Twice, last: at Jacksonville, 12/5/13
Receiving yards	136	vs. Oakland, 11/17/13
Touchdowns	2	vs. Jacksonville, 11/18/12
Receiving Long	42	vs. Oakland, 11/17/13

GRAHAM'S CAREER OFFENSIVE STATISTICS

Year	Team	GP	GS	RUSHING			Lg	TD	RECEIVING			Lg	TD
				Rush	Yds	Avg			Rec	Yds	Avg		
2010	Hou	6	0	0	0	0.0	0	0	0	0	0.0	0	0
2011	Hou	7	0	0	0	0.0	0	0	1	24	24	24	0
2012	Hou	15	9	0	0	0.0	0	0	28	263	9.4	30	3
2013	Hou	13	11	0	0	0.0	0	0	49	545	11.1	42	5
2014	Hou	11	9	0	0	0.0	0	0	18	197	10.9	26	1
2015	Hou	8	2	0	0	0.0	0	0	4	30	7.5	9	1
Career		60	31	0	0	0	0	0	100	1,059	10.6	42t	10

ADDITIONAL STATISTICS

Special Teams Tackles (5): 2, 2010; 3, 2012. Miscellaneous Tackles (2): 2014 - 1; 2015 - 1. Fumble Recoveries (1): 2015 - 1

GARRETT GRAHAM

2010 (Houston 6/0):

- Played in six games, primarily on special teams, and recorded two special teams tackles
- Made his professional debut on special teams vs. Kansas City (10/17)

COLLEGE:

- Started 33-of-40 games for the Badgers, catching 121 passes for 1,492 yards and 16 touchdowns
- Became the 20th player in school history with 1,000 yards receiving in a career and was the fifth Wisconsin tight end to accomplish that feat
- His 16 touchdown catches topped the previous school all-time record for tight ends
- Earned first-team All-Big Ten Conference honors in 2009 from the media and second-team accolades from the league's coaches and was named 2009 team co-MVP
- Started 13 games and caught career-high 51 passes for 624 yards (12.2 avg) and seven touchdowns
- 2008 All-Big Ten Conference first-team selection by the league's media, The NFL Draft Report and CBS Sportsline, earning second team honors from the conference's coaches
- Led the team with a career-high 40 receptions for 540 yards and five touchdowns, as it marked the third-straight year a tight end led the team in catches
- Started 10-of-13 games in 2007 in the team's two-tight end formation and finished second on the team, catching 30 passes for 328 yards and four touchdowns

PERSONAL:

- Attended Brick Township Memorial (Brick, N.J.) High School and was named to the Associated Press, Newark Star-Ledger and Gannett News All-State teams as a junior and senior
- New Jersey Top 25 and National Top 35 prospect selection, earning a four-star rating from Rivals.com

GRAHAM'S CAREER PLAYOFF STATISTICS

Date	Opp.	GP	GS	Rush	RUSHING				Rec	RECEIVING			
					Yds	Avg	Lg	TD		Yds	Avg	Lg	TD
1/5/13	vs. Cin (WC)	1	1	0	0	0.0	0	0	3	29	9.7	20	0
1/13/13	at NE (Div)	1	1	0	0	0.0	0	0	2	13	6.5	8	0
Career		2	2	0	0	0.0	0	0	5	42	8.4	20	0



RYAN GRIFFIN

TIGHT END

Height: 6-6 | Weight: 254 | College: Connecticut |
Hometown: Londonderry, N.H. | 3rd NFL Season |
3rd with Texans | Age: 25 | Acquired: D6d-'13 |
2015 GP/GS: 5/2 | Career GP/GS (Playoffs): 36/12 (0/0) |
Teams: Houston, 2013-15 |

84

TRANSACTIONS: Drafted by the Houston Texans with the 201st overall pick and the 33rd pick in the sixth round of the 2013 NFL Draft on April 27, 2013...Signed by the Texans on May 10, 2013...Placed on Injured Reserve-Designated for Return on Sept. 15, 2015...Activated from Injured Reserve-Designated for Return on Nov. 16, 2015.

2015 (Houston 5/2):

- Started and made one catch for 18 yards vs. Kansas City (9/13)
- Spent Weeks 2-9 on Injured Reserve-Designated for Return
- Played and started his first game since the season opener and caught three passes for 36 yards, which was the team's second-highest total at Cincinnati (11/16)
- Had four catches for a career-high 72 yards and a touchdown vs. New Orleans (11/29)
- Caught his first touchdown of the season and third of his career on a 10-yard pass from QB Brian Hoyer on the opening possession of the game vs. New Orleans (11/29)
- Posted a season-long 36-yard reception in the third quarter vs. New Orleans (11/29)
- Finished with three catches for 29 yards and a touchdown at Buffalo (12/6)
- Caught an 8-yard touchdown pass in the first quarter at Buffalo (12/6), his second of the season, a single-season career-high, and fourth of his career
- The score marked his second straight game with a touchdown (12/6)

2014 (Houston 16/2):

- Played in 16 games with two starts and had 10 catches for 91 yards and a touchdown
- Recorded a six-yard catch against Washington (9/7)
- Made one catch for eight yards at Dallas (10/5)
- Made a special teams tackle vs. Indianapolis (10/9) in Week 6
- Caught an 8-yard touchdown pass from QB Ryan Fitzpatrick on the Texans' opening drive vs. Tennessee (11/30) in Week 13. It was his first touchdown of the season and second of his career.
- Made a season-long 25-yard catch at Jacksonville (12/7) in Week 14
- Had a season-high two catches in his first start of the year at Indianapolis (12/14)

- Had a season-high three catches and matched a season-high with 25 yards vs. Baltimore (12/21) in Week 16
- Started vs. Jacksonville (12/28) in Week 17 and made one catch for 8 yards

2013 (Houston 15/8):

- Recorded the first two receptions of his career for 18 yards (9.0 avg.) vs. St. Louis (10/13)
- Made his first career start and saw action on special teams at Kansas City (10/20)
- Caught the first touchdown reception of his career on a 2-yard pass at Arizona (11/10)
- Inactive due to a concussion vs. Oakland (11/17) in Week 11
- Caught a 37-yard pass in his return to action vs. Jacksonville (11/24) in Week 12
- Recorded a career- and team-high six receptions for 62 yards at Indianapolis (12/15)
- Caught five passes and set a new career high with 66 receiving yards, including a career-long 40-yard reception vs. Denver (12/22) in Week 16

COLLEGE:

- Two-time Second Team All-Big East selection
- Ranked second among tight ends in the Connecticut record books with 10 receiving touchdowns and 116 career receptions
- Played in the Raycom College Football All-Star Classic
- Caught 29 passes for 484 yards and a career-high six touchdown receptions and was named Second Team All-Big East for the second straight season as a senior in 2012
- Second Team All-Big East selection as a junior and had three receiving touchdowns and a two-point conversion for 20 points in 2011
- Played in all 13 games and started eight as a sophomore
- Saw action in 11 games and 10 starts as a freshman, including the Papajohns.com Bowl vs. South Carolina (Jan. 2)
- Redshirted in 2008
- A pre-communications science major

PERSONAL:

- Named first-team all-state by the Nashua Union-Leader and Varsity Magazine
- Carried the ball 95 times for 749 yards and was a team captain as a senior

GRIFFIN'S 2015 SEASON STATISTICS

Date	Opp	GP	GS	Rush	Yds	Avg	Lg	TD	Rec	Yds	Avg	Lg	TD
9/13	KC	1	1	0	0	0	0	0	1	18	18.0	18	0
9/20	at Car	-	-	-	-	-	-	-	-	-	-	-	-
9/27	TB	-	-	-	-	-	-	-	-	-	-	-	-
10/4	at Atl	-	-	-	-	-	-	-	-	-	-	-	-
10/8	Ind	-	-	-	-	-	-	-	-	-	-	-	-
10/18	at Jax	-	-	-	-	-	-	-	-	-	-	-	-
10/25	at Mia	-	-	-	-	-	-	-	-	-	-	-	-
11/1	Ten	-	-	-	-	-	-	-	-	-	-	-	-
11/16	at Cin	1	1	0	0	0	0	0	3	36	12.0	15	0
11/22	NYJ	1	0	0	0	0	0	0	2	6	3.0	7	0
11/29	NO	1	0	0	0	0	0	0	4	72	18.0	37	1
12/6	at Buf	1	0	0	0	0	0	0	3	29	9.7	14	1
12/13	NE	-	-	-	-	-	-	-	-	-	-	-	-
12/20	at Ind	-	-	-	-	-	-	-	-	-	-	-	-
12/27	at Ten	-	-	-	-	-	-	-	-	-	-	-	-
1/3	Jax	-	-	-	-	-	-	-	-	-	-	-	-
2015 Totals		5	2	0	0	0	0	0	13	161	12.4	37	2

2015 GAME HIGHS

Receptions	4	vs. New Orleans, 11/29
Receiving yards	72	vs. New Orleans, 11/29 (4 receptions)
Receiving long	37	vs. New Orleans, 11/29
Receiving touchdowns	1	2x, last: at Buffalo, 12/06

CAREER GAME HIGHS

Receptions	6	at Indianapolis, 12/15/13 (62 yards)
Receiving yards	72	vs. New Orleans, 11/29/15 (4 receptions)
Receiving long	40	vs. Denver, 12/22/13
Receiving touchdowns	1	4x, last: at Buffalo, 12/6/15

CAREER SEASON HIGHS

Receptions	19	2013
Receiving yards	244	2013
Receiving touchdowns	1	2013, 2014

GRIFFIN'S CAREER OFFENSIVE STATISTICS

Year	Team	GP	GS	RUSHING					RECEIVING				
				Rush	Yds	Avg	Lg	TD	Rec	Yds	Avg	Lg	TD
2013	Hou	15	8	0	0	0	0	0	19	244	12.8	40	1
2014	Hou	16	2	0	0	0	0	0	10	93	9.1	25	1
2015	Hou	5	2	0	0	0	0	0	13	161	12.4	37	2
Career		36	12	0	0	0	0	0	42	496	11.8	40	4

Miscellaneous Tackles (1): 1, 2014



JONATHAN GRIMES RUNNING BACK

41

Height: 5-10 | Weight: 209 | College: William & Mary |
Hometown: Palmyra, N.J. | 3rd NFL season |
3rd with Texans | Age: 25 | Acquired: FA-'13 |
2015 GP/GS: 10/0 | Career GP/GS: 37/1 |
Teams: New York Jets, 2012; Houston, 2012-15 |

TRANSACTIONS: Signed with Houston Texans on May 14, 2012...Released by Texans on Aug. 31, 2012...Signed to Texans practice squad on Sept. 1, 2012...Signed by the New York Jets to active roster on Sept. 25, 2012...Released by Jets on Oct. 30, 2012...Acquired from waivers by Texans on Oct. 31, 2012...Released by Texans on Dec. 20, 2012...Acquired from waivers by Jacksonville Jaguars on Dec. 21, 2012...Released by Jaguars on Aug. 30, 2013...Signed by Texans on Dec. 18, 2013...Placed on active/non-football injury list on July 25, 2014.

CAREER:

- His first career start was in the 2013 season finale at Tennessee (12/29/13)
- Played in three games for the New York Jets as a rookie in 2012 after being signed off the Texans practice squad and then played an additional six games for the Texans when he was claimed off waivers on Oct. 31, 2012

2015 (Houston 10/0):

- Finished the game with 28 yards on six carries (4.7 avg.) and two yards receiving on one reception vs. Kansas City (9/13)
- Logged a 21-yard rush, the longest for either team in the game (9/13)
- Tied for the team lead with six catches for 40 yards at Carolina (9/20)
- His reception total tied a single-game career-high (12/29/13 at Tennessee), while his seven catches on the year are a single-season career-high (9/20)
- Recorded seven rushing yards on two carries (3.5 avg.) at Carolina (9/20)
- Caught four passes for 19 yards (4.8 avg.) and ran for 19 yards on six carries (3.2 avg.) vs. Tampa Bay (9/27)
- Inactive in Weeks 4-5
- Rushed for 37 yards on six carries (6.2 avg.), including a long of 13 yards. Also caught three passes for 28 yards vs. N.Y. Jets (11/22)
- Rushed for 28 yards on five carries (5.6 avg.) and caught two passes for 15 yards at Buffalo (12/6)
- Rushed for a two-point conversion in the fourth quarter (12/6), tying the game at 21

2014 (Houston 16/0):

- Totaled career bests in rushing yards (153) and receiving yards (86)
- Had one carry for five yards and one reception for 31 yards at the New York Giants (9/21) in Week 3. The 31 yards on the reception matched a career-long
- Made a pair of special teams tackles against Buffalo (9/28) in Week 4
- Rushed for a career-high 54 yards on 13 carries at Cleveland (11/16) in Week 11. Added a special teams tackle

- Ran for 8 yards on fourth-and-2 from the Cincinnati 30-yard line to keep the Texans' first scoring drive going in the second quarter in Week 12. Had a season-high three catches for 32 yards. Also had a special teams tackle.
- Had a special teams tackle at Indianapolis (12/14) in Week 15
- Led the team with 45 yards rushing and added 23 receiving yards vs. JAX (12/28)

2013 (Houston 2/1):

- Signed by the Texans on Dec. 18, 2013
- Recorded five rushing attempts for 23 yards (4.6 avg.) vs. Denver (12/22) in Week 16
- Posted a team-high 126 yards from scrimmage in his first career start with career highs of 16 carries for 50 yards and six receptions for 76 yards, including his first career touchdown at Tennessee (12/29) in Week 17

2012 (New York Jets 3/0, Houston 6/0):

- Appeared in nine games and recorded two rushing attempts for six yards and also had two receptions for seven yards
- Made his NFL debut vs. Houston (10/8) where he saw action on special teams
- Had his first career rushing attempt and reception at New England (10/21)
- Had one carry for five yards and one reception for four yards vs. Miami (10/28)
- Made his Texans debut on special teams vs. Buffalo (11/4)

COLLEGE:

- William & Mary's all-time leader in rushing yards (4,541), all-purpose yards (7,955), kickoff return yards (2,289) and rushing attempts (936)
- Most decorated player in Colonial Athletic Association history with 11 all-conference honors
- Led nation in all-purpose yards per game as a senior with 228.2 yards per game
- First-team All-America selection by the Associated Press and the Collegiate Sporting News his senior season after ranking sixth in the nation with 130.1 rushing yards per game.
- Rushed for more than 130 yards in six of eight conference games, highlighted by three consecutive 200-plus yard games to close out the season

PERSONAL:

- Four-year letterman at tailback and defensive back at Paul VI High School (Haddonfield, N.J.)
- Named to All-State squad and honored as the All-South Jersey Running Back of the Year in 2007 after running for a single-season school record 1,925 yards and 33 touchdowns
- A three-time letter winner as a forward in basketball and four-time letter winner in track as a triple-jumper and high-hurdler

2015 GAME HIGHS

Rushing yards	37	vs. NY Jets, 11/22
Rushing attempts	7	vs. New Orleans, 11/29
Receptions	6	at Carolina, 9/20
Receiving yards	40	at Carolina, 9/20

GRIMES' 2015 SEASON STATISTICS

Date	Opp	GP	GS	Rush	Yds	Avg	Lg	TD	Rec	Yds	Avg	Lg	TD
9/13	KC	1	0	6	28	4.7	21	0	1	2	2.0	2	0
9/20	at Car	1	0	2	7	3.5	4	0	6	40	6.7	14	0
9/27	TB	1	0	6	19	3.2	7	0	4	19	4.8	9	0
10/4	at Atl	-	-	-	-	-	-	-	-	-	-	-	-
10/8	Ind	-	-	-	-	-	-	-	-	-	-	-	-
10/18	at Jax	1	0	0	0	0	0	0	0	0	0	0	0
10/25	at Mia	1	0	0	0	0	0	0	0	0	0	0	0
11/1	Ten	1	0	0	0	0	0	0	2	12	6.0	12	0
11/16	at Cin	1	0	6	33	5.5	14	0	1	12	12.0	12	0
11/22	NYJ	1	0	6	37	6.2	13	0	3	28	9.3	19	0
11/29	NO	1	0	7	25	3.6	7	0	1	8	8.0	8	0
12/6	at Buf	1	0	5	28	5.6	17	0	2	15	7.5	11	0
12/13	NE	-	-	-	-	-	-	-	-	-	-	-	-
12/20	at Ind	-	-	-	-	-	-	-	-	-	-	-	-
12/27	at Ten	-	-	-	-	-	-	-	-	-	-	-	-
1/3	Jax	-	-	-	-	-	-	-	-	-	-	-	-
2015 Totals		10	0	38	177	4.7	21	0	20	136	6.8	19	0

CAREER SEASON HIGHS

Rushing yards	153	2014
Rushing attempts	39	2014
Receptions	17	2015
Receiving yards	113	2015
Scrimmage yards	239	2014 (153 rushing, 86 receiving)

CAREER GAME HIGHS

Rushing attempts	16	at Tennessee, 12/29/13 (50 yards)
Rushing yards	54	at Cleveland, 11/16/14 (13 attempts)
Rushing touchdowns	1	at Tennessee, 12/29/13
Rushing long	12	at Tennessee, 12/29/13
Receptions	6	twice, last at Carolina, 9/20/15 (40 yards)
Receiving yards	76	at Tennessee, 12/29/13
Receiving long	31	twice, last: at New York Giants, 9/21/14
Scrimmage yards	126	at Tennessee, 12/29/13 (50 rushing, 76 receiving)

GRIMES' CAREER OFFENSIVE STATISTICS

Year	Team	GP	GS	Rush	Yds	Avg	Lg	TD	Rec	Yds	Avg	Lg	TD
2012	Hou/NYJ	9	0	2	6	3.0	5	0	2	7	3.5	4	0
2013	Hou	2	1	21	73	3.5	12	1	6	76	12.7	31	0
2014	Hou	16	0	39	153	4.1	11	0	6	86	14.3	31	0
2015	Hou	10	0	38	177	4.7	21	0	20	136	6.8	19	0
Career		37	1	100	409	4.1	21	1	34	305	9.0	31	0

ADDITIONAL STATISTICS

Special Teams Tackles (7): 2013 - 1; 2014 - 6. Miscellaneous Stats: 1 fumble recovery vs. New Orleans 11/29/15



ANDRE HAL CORNERBACK

29

Height: 5-10 | Weight: 188 | College: Vanderbilt |
Hometown: Port Allen, La. | 2nd NFL season |
2nd with Texans | Age: 23 | Acquired: D7a-'14 |
2015 GP/GS: 12/7 | Career (Playoffs) GP/GS: 26/7 (0/0) |
Teams: Houston, 2014-15 |

TRANSACTIONS: Selected by Houston Texans with the first pick in the seventh round (216th overall) of 2014 NFL Draft...Signed by Texans on May 16, 2014.

2015 (Houston 12/7):

- Made one solo tackle vs. Kansas City (9/13)
- Recorded one special teams tackle vs. Tampa Bay (9/27)
- Recorded the first two interceptions of his career, including one returned for a touchdown, at Jacksonville (10/18)
- Became the second player in Texans history to record at least two interceptions (10/18), including one returned for a touchdown (Aaron Glenn, 12/8/02, 2 INTs returned for TDs)
- Became the first Texans player with two interceptions in a game (10/18) since CB Kareem Jackson against Baltimore (12/21/14)
- Made his first career start at safety at Jacksonville (10/18)
- Intercepted Jets QB Ryan Fitzpatrick on New York's final offensive possession to seal the game for the Texans (11/22)
- Marked his third interception of the season and of his career and first since Week 6 at Jacksonville (10/18)
- Finished third on the team with a single-game career-high five tackles and contributed with one pass defended at Buffalo (12/6)

2014 (Houston 14/0):

- Played in 14 games and made 18 tackles and had four passes defended
- Recorded a special teams tackle in his NFL debut against Washington (9/7)
- Notched a pass defended against Oakland (9/14)
- Registered his first career tackle, finished with five tackles and a pass defended at Dallas (10/5) in Week 5
- Made four tackles at Pittsburgh (10/20) in Week 7
- Recorded a pair of tackles at Tennessee (10/26) in Week 8
- Registered a career best seven tackles and two passes defended vs. Philadelphia (11/2) on Week 9
- Recorded a special teams tackle at Cleveland (11/16) in Week 11
- Had a special teams tackle vs. Cincinnati (11/23) in Week 12
- Played vs. Tennessee (11/30) in Week 13
- Inactive in Week 14 and 15
- Played vs. Baltimore (12/21) in Week 16 and vs. Jacksonville (12/28) in Week 17

COLLEGE:

- Appeared in 50 games and started 29
- Made 133 career tackles with six interceptions and 37 passes defended
- Two-time second team All-SEC (2012,13)

PERSONAL:

- Senior captain and four-year starter at Port Allen High School
- Named defensive MVP as a senior after notching 53 tackles and four interceptions
- Earned first team 3A All-State honors after returning five kickoffs for scores
- As a junior, posted five interceptions
- Standout in basketball and track & field and former starter on hoops squad
- Member of 3A state champion 4x200-meter relay foursome that also set state record
- Full name is Andre Jeroy Hal

HAL'S 2015 SEASON STATISTICS

Date	Opp	GP	GS	Tot	Solo	Asst	Sk	Yds	Int	Yds	Lg	TD	PD	FF	FR	Yds	TD
9/13	KC	1	0	1	1	0	0	0	0	0	0	0	0	0	0	0	0
9/20	at Car	1	0	0	0	0	0	0	0	0	0	0	0	0	0	0	0
9/27	TB	1	0	0	0	0	0	0	0	0	0	0	0	0	0	0	0
10/4	at Atl	1	0	1	1	0	0	0	0	0	0	0	0	0	0	0	0
10/8	IND	1	0	4	2	2	0	0	0	0	0	0	0	0	0	0	0
10/18	at Jax	1	1	3	2	1	0	0	2	34	31t	1	2	0	0	0	0
10/25	at Mia	1	1	2	2	0	0	0	0	0	0	0	0	0	0	0	0
11/1	Ten	1	1	2	2	0	0	0	0	0	0	0	0	0	0	0	0
11/16	at Cin	1	1	1	1	0	0	0	0	0	0	0	1	0	0	0	0
11/22	NYJ	1	1	2	1	1	0	0	1	20	20	0	1	0	0	0	0
11/29	NO	1	1	3	3	0	0	0	0	0	0	0	0	0	0	0	0
12/6	at Buf	1	1	5	4	1	0	0	0	0	0	0	1	0	0	0	0
12/13	NE	-	-	-	-	-	-	-	-	-	-	-	-	-	-	-	-
12/20	at Ind	-	-	-	-	-	-	-	-	-	-	-	-	-	-	-	-
12/27	at Ten	-	-	-	-	-	-	-	-	-	-	-	-	-	-	-	-
1/3	Jax	-	-	-	-	-	-	-	-	-	-	-	-	-	-	-	-
2015 Totals		12	7	24	19	5	0	0	3	54	31t	1	5	0	0	0	0

Special Teams Tackles: 2

2015 GAME HIGHS

Tackles	5	at Buffalo, 12/6
Passes Defended	2	at Jacksonville, 10/18
Interceptions	2	at Jacksonville, 10/18
Spec. Tms. Tackles	1	2x, last: vs. Tampa Bay, 9/27

HAL'S CAREER DEFENSIVE STATISTICS

Year	Team	GP	GS	Tot	Solo	Asst	Sk	Yds	Int	Yds	Lg	TD	PD	QBH	TFL	FF	FR	Yds	TD
2014	Hou	14	0	18	15	3	0	0	0	0	0	0	4	0	0	0	0	0	0
2015	Hou	12	7	24	19	5	0	0	3	54	31t	1	5	0	0	0	0	0	0
Career		26	7	42	34	8	0	0	3	54	31t	1	9	0	0	0	0	0	0

Special Teams Tackles (5): 2014 - 3; 2015 - 2.



DeANDRE HOPKINS

WIDE RECEIVER

Height: 6-1 | Weight: 218 | College: Clemson |
Hometown: Central, S.C. | 3rd NFL Season |
3rd with Texans | Age: 23 | Acquired: D1-'13 (27th overall) |
2015 GP/GS: 12/12 | Career (Playoffs) GP/GS: 44/44 (0/0) |
Teams: Houston, 2013-15 |

10

TRANSACTIONS: Drafted by the Houston Texans with the 27th overall pick in the first round of the 2013 NFL Draft on April 25, 2013...Signed by the Texans on July 22, 2013.

HONORS:

- 2013 PFWA All-Rookie Team
- 2013 Texans Rookie of the Year
- NFL Offensive Rookie of the Month (Sept. 2013)
- AFC Offensive Player of the Week (Wk 6 of 2015)

CAREER:

- At 23 years, 169 days old, became the third-youngest player in NFL history to reach 200 career receptions and 3,000 career receiving yards, behind only Larry Fitzgerald (23 years, 108 days) and David Boston (23 years, 126 days)
- Became the first player in NFL history with at least nine catches and 145 receiving yards in three consecutive games (Weeks 4-6 in 2015)
- Passed Andre Johnson (2,806) for the most receiving yards in a player's first three seasons in franchise history
- Set a franchise record for the most receiving touchdowns in a single season (10) in 2015, surpassing Andre Johnson's previous record of 9 in 2009
- The 25th player in NFL history to amass 2,000 yards receiving through his first two seasons
- Became the second player in franchise history to eclipse the 1,000-yard mark in 2014 (Andre Johnson 2004, 06, 2008-10, 2012-13). Accomplished the feat vs. Tennessee (11/30/14) in the 12th game of the season.
- Reached 1,000 career yards receiving in his 19th game
- Reached 2,000 career yards receiving in his 31st game. The second youngest (22 years, 198 days) player in NFL history to reach 2,000 yards
- Became the fastest player in team history to reach 3,000 receiving yards, doing so in his 42nd career game. The previous record was held by Andre Johnson (48 games)
- Reached 100 career catches in his 27th game
- Became the fastest player in team history to reach 200 receptions, doing so in his 42nd career game. The previous record was held by Andre Johnson (43 games)
- Became the first player in team history to accumulate 1,000 receiving yards in the first 10 games of a season (2015)
- Had a career-high 238 yards vs. Tennessee (11/30/14), which was the fourth 200-yard receiving game in franchise history.
- Averaged 26.4 yards per reception vs. Tennessee (11/30/14). That is the highest single-game average for a player with at least five receptions in franchise history.
- Has ten 100-yard games in his career, which is second most in franchise history and the most in a player's first three seasons in team history
- Ranks fourth in franchise history with 3,181 yards receiving, fifth with 18 receiving touchdowns, and fifth with 214 receptions
- Had a streak of four consecutive 100-yard receiving games from Week 3 to 6 in 2015, which is tied for the longest in franchise history
- Passed Andre Johnson (208) for the most receptions in a player's first three seasons in team history
- Had 81 receptions through 11 games, which is the most by any player 23-or-younger in NFL history

- Has already set a single-season career-high in receptions in 2015, surpassing his previous best of 76 in 2014
- Currently the Texans all-time leader in yards per reception at 14.9
- Extended his streak of consecutive regular season games started to 44, which ranks second among all active NFL wide receivers, and has caught a pass in all 44 games played

2015 (Houston 12/12):

- Recorded 98 receiving yards and two receiving touchdowns on nine receptions vs. Kansas City (9/13)
- Scored 14 total points (two receiving touchdowns, one two-point conversion), which is the second-highest single-game total by a wide receiver in team history
- Led both teams with nine receptions for 98 yards (10.9 avg.) and two touchdowns (9/13)
- Caught a 4-yard touchdown pass from QB Brian Hoyer vs. KC (9/13), his first of the season and ninth of his career
- Caught a touchdown pass in his third consecutive home opener (2013-15)
- Passed Arian Foster (2,041) for the fourth-most career receiving yards in team history
- Finished with five receptions for 53 yards at Carolina (9/20)
- Caught his third touchdown of the season and 11th of his career on a 5-yard pass from QB Ryan Mallett in the first quarter vs. Tampa Bay (9/27)
- Led the team with eight receptions for 101 yards (12.6 avg.) and a touchdown (9/27)
- Had three receiving touchdowns in the first three games, which tied for the most by a Texans player through the first three games of a season
- Tied Jacoby Jones (11) for the seventh-most career touchdown receptions in team history
- Recorded 157 receiving yards with nine receptions at Atlanta (10/4)
- Posted back-to-back 100-yard receiving games for the first time in his career
- Led the team with a career-high 11 catches for 169 yards and posted his first career game with 10-or-more receptions vs. Indianapolis (10/8)
- His 42 receptions and 578 receiving yards were the most through the first five games of a season in Texans history
- His seven receptions in the first half vs. Indianapolis (10/8) tied for the fourth-most in the first half of a game in franchise history
- Caught 10 passes for 148 yards and two touchdowns at Jacksonville (10/18)
- Recorded his fourth consecutive 100-yard receiving game at Jacksonville (10/18), which ties the franchise record (Andre Johnson, 2008)
- Became the first player in NFL history with at least nine catches and 145 receiving yards in three consecutive games (Weeks 4-6)
- Had the 2nd most receptions (52) and 4th most yards (726) through six games in NFL history
- Second player in team history with back-to-back games with 10 catches
- Tied Corey Bradford (five) for the most receiving touchdowns in the first six games of a season in Texans history
- Passed Jabar Gaffney (171) for the fifth-most career receptions in team history
- Passed Steve Slaton (2,643) for the sixth-most career scrimmage yards in team history
- Scored his fourth touchdown of the season and 12th of his career on a 9-yard reception from QB Brian Hoyer in the fourth quarter at Jacksonville (10/18)
- Scored his fifth touchdown of the season and 13th of his career on a 26-yard pass from Hoyer in the fourth quarter at Jacksonville (10/18)
- Passed Andre Johnson (35 in 2006) for the second-most receptions in a single October in Texans history. Finished the month with 36 receptions for 524 yards and two touchdowns. His receiving yards totals also ranked as the second-most in October in team history
- Caught six passes for 50 yards in the game at Miami (10/25)
- Ended a streak of consecutive 100-yard receiving games at four, which tied the franchise record (Weeks 3-6)
- Led the team with eight receptions for 94 yards and a touchdown vs. Tennessee (11/1)
- Passed Andre Johnson (2,806) for the most receiving yards in a player's first three seasons in franchise history

HOPKINS' 2015 SEASON STATISTICS

Date	Opp	GP	GS	Rush	Yds	Avg	Lg	TD	Rec	Yds	Avg	Lg	TD
9/13	KC	1	1	0	0	0	0	0	9	98	10.9	17	2
9/20	at Car	1	1	0	0	0	0	0	5	53	10.6	16	0
9/27	TB	1	1	0	0	0	0	0	8	101	12.6	29	1
10/4	at Atl	1	1	0	0	0	0	0	9	157	17.4	28	0
10/8	Ind	1	1	0	0	0	0	0	11	169	15.4	34	0
10/18	at Jax	1	1	0	0	0	0	0	10	148	14.8	29	2
10/25	at Mia	1	1	0	0	0	0	0	6	50	8.3	11	0
11/1	Ten	1	1	0	0	0	0	0	8	94	11.8	21	1
11/16	at Cin	1	1	0	0	0	0	0	5	57	11.4	22	1
11/22	NYJ	1	1	0	0	0	0	0	5	118	23.6	61t	2
11/29	NO	1	1	0	0	0	0	0	5	36	7.2	13	0
12/6	at Buf	1	1	0	0	0	0	0	5	88	17.6	29	1
12/13	NE	-	-	-	-	-	-	-	-	-	-	-	-
12/20	at Ind	-	-	-	-	-	-	-	-	-	-	-	-
12/27	at Ten	-	-	-	-	-	-	-	-	-	-	-	-
1/3	Jax	-	-	-	-	-	-	-	-	-	-	-	-
2015 Totals		12	12	0	0	0	0	0	86	1,169	13.6	61t	10

Fumbles/Lost: 1/0

2015 GAME HIGHS

Receptions	11	vs. Indianapolis, 10/8
Receiving yards	169	vs. Indianapolis, 10/8
Receiving touchdowns	2	3x, last: vs. NY Jets, 11/22
Receiving Long	61t	vs. NY Jets, 11/22

CAREER GAME HIGHS

Receptions	11	vs. Indianapolis, 10/8/15 (169 yards)
Receiving Yards	238	vs. Tennessee, 11/30/14 (9 receptions)
Receiving Touchdowns	2	4x, last: vs. NY Jets, 11/22/15
Receiving Long	76t	vs. Washington, 9/7/14

CAREER SEASON HIGHS

Receptions	76	2014
Receiving yards	1,210	2014
Receiving touchdowns	6	2014

DeANDRE HOPKINS

- Caught a 21-yard touchdown pass from QB Brian Hoyer in the first quarter vs. Tennessee (11/1) to give the team a 7-3 lead. The score marked his sixth of the season, which ties a single-season career-high, and 14th of his career
- Caught five passes for 57 yards and a touchdown at Cincinnati (11/16)
- Set a single-season career-high in touchdown receptions, surpassing his previous high of six in 2014
- Passed Arian Foster (14) for the fifth-most career receiving touchdowns in Texans history
- Led the team with five catches for 118 yards (23.6 avg.) and two touchdowns vs. NYJ (11/22)
- Scored a 61-yard receiving touchdown in the second quarter, the second-longest touchdown reception of his career (11/22)
- Scored again on a 20-yard pass in the third quarter to give the team a 24-10 lead (11/22)
- Registered his eighth and ninth touchdown receptions of the year, tying him with Andre Johnson (9 in 2009) for the most in a single season in Texans history
- At 23 years, 169 days old, became the third-youngest player in NFL history to reach 200 career receptions and 3,000 career receiving yards, behind only Larry Fitzgerald (23 years, 108 days) and David Boston (23 years, 126 days)
- Became the fastest player in team history to reach 200 receptions, doing so in his 42nd career game. The previous record was held by Andre Johnson (43 games)
- Became the fastest player in team history to reach 3,000 receiving yards, doing so in his 42nd career game. The previous record was held by Andre Johnson (48 games)
- Became the first player in team history to accumulate 1,000 receiving yards in the first 10 games of a season
- Notched his 10th career 100-yard receiving game, passing Andre Johnson (9) for the most 100-yard receiving games in a player's first three seasons in team history
- Tied Owen Daniels (4) for the second-most career multiple-touchdown games in Texans history
- Tied Andre Johnson (3 in 2009) for the most multiple-touchdown games in a single season in team history
- Caught five passes for 36 yards in the game vs. New Orleans (11/29)
- Passed Andre Johnson (208) for the most receptions in a player's first three seasons in team history
- His 81 receptions this season were the most by any player 23-or-younger through 11 team games in NFL history, according to Elias
- Set a single-season career-high in receptions, surpassing his previous best of 76 in 2014
- Caught five passes for 88 yards and a touchdown at Buffalo (12/6)
- With his 10th receiving touchdown of the year, set a franchise record for the most receiving touchdowns in a single season
- Passed Andre Johnson (85 in 2014) for the seventh-most receptions in a single season in team history
- Passed Andre Johnson (1,147 in 2006) for the seventh-most receiving yards in a single season in team history
- Scored on a 29-yard pass from QB Brian Hoyer in the fourth quarter to tie the game at 21 at Buffalo (12/6)
- Extended his streak of consecutive regular season games started to 44, which ranks second among all active NFL wide receivers
- Caught a pass in his 44th straight career game

2014 (Houston 16/16):

- Named a Pro Bowl alternate after becoming the second player in franchise history to eclipse the 1,000-yard mark. Finished his second NFL season with 76 catches for 1,210 yards and six touchdowns
- Hauled in a career long 76-yard touchdown in the second quarter in a win over Washington (9/7). Finished the game with 4 receptions for 89 yards.
- Scored a 12-yard touchdown and finished with 22 yards against Oakland (9/14)
- Registered a six-catch, 116-yard performance and went over the 1,000-yard mark for his

career against the New York Giants (9/21) in Week 3. Recorded the second 100-yard game of his career

- Set a career high for touchdowns in a season (3) when he caught a 35-yard touchdown pass against Buffalo (9/28) in Week 4. Finished the game with five catches for 64 yards
- Led the team with six receptions for 63 yards at Dallas (10/5) in Week 5
- Posted his third career game with 100 yards receiving, catching six passes for 108 yards at Pittsburgh (10/20) in Week 7
- Moved into eighth place on the franchise's yards receiving list with five receptions for 95 yards at Tennessee (10/26) in Week 8. Entered the game with 1,276 yards receiving and passed Domanick Williams (1,276) and Joel Dreessen (1,323)
- Recorded his third 100-yard receiving game of the season and fourth of his career vs. Philadelphia (11/2) in Week 9. Caught six passes for 115 yards and a touchdown and tied Owen Daniels for the second-most 100-yard receiving games in franchise history with four. Recorded Houston's fourth takeaway of the game, recovering LB DeMeco Ryans' fumble at the Philadelphia 7-yard line in the fourth quarter
- Caught four passes for 80 yards with a long of 41 at Cleveland (11/16) in Week 11
- Caught his 100th career pass and passed his single-season career high (802 yards) in Week 12 vs. Cincinnati. Finished with five catches for 39 yards.
- Had career-highs of 238 yards receiving, two touchdowns receiving and nine receptions. vs. Tennessee (11/30) in Week 13. It was the fourth 200-yard receiving game and second highest total in franchise history. Averaged 26.4 yards per reception, the highest single-game average for a player with at least five receptions in franchise history. Tied a franchise single-game record with four receptions of 25-plus yards. Became the second player in franchise history to eclipse the 1,000-yard mark in franchise history. Had 117 yards receiving in the first half and 121 in the second half, the first time in his career he had over 100 yards in a single half
- Made four catches for 49 yards at Jacksonville (12/7) in Week 14. Also recovered an offensive fumble to keep a drive alive
- Led all receivers with five receptions for 77 yards at Indianapolis (12/14) in Week 15
- Caught five passes for 38 yards vs. Baltimore (12/21). Became the fifth player in franchise history with more than 2,000 receiving yards and the second youngest (22 years, 198 days) player in NFL history to reach 2,000 yards receiving. Became the 25th player in NFL history with 2,000 yards receiving through his first two seasons

2013 (Houston 16/16):

- Started all 16 games at wide receiver and finished the season with 52 receptions for 802 yards (15.4 avg.), ranking second in both categories among rookies in franchise history to Andre Johnson's 66 receptions for 976 yards in 2003
- Earned a spot on the PFWA All-Rookie Team and was voted the Texans Rookie of the Year by teammates
- Caught at least one pass in all 16 games
- Named NFL Offensive Rookie of the Month in September after finishing the month with 20 receptions for 270 yards (13.5 avg.) and a touchdown
- Made his first career start at wide receiver in his NFL debut and recorded five receptions for 66 yards (13.2 avg.) at San Diego (9/9) in Week 1
- Recorded seven receptions for 117 yards (16.7 avg.) and the game-winning touchdown in overtime vs. Tennessee (9/15) to become the youngest player in NFL history to score the game-winning touchdown in overtime at 21 years and 101 days
- Had the second-most yards receiving ever by a Texans rookie vs. Tennessee in Week 2, (Andre Johnson, 122 at Buffalo, 11/16/03) and tied for the second-most receptions by a rookie in franchise history
- Recorded a game-high six receptions for 60 yards at Baltimore (9/22) in Week 3
- Recorded three receptions for 76 yards (25.3 avg.) and a touchdown at Kansas City (10/20) in Week 7
- Recorded a game-high six receptions for 69 yards (11.5 avg.) at Arizona (11/10)
- Caught two passes for 77 yards (38.5 avg.), including a career-long and franchise-long reception by a rookie 66-yarder vs. New England (12/1) in Week 13

HOPKINS' CAREER OFFENSIVE STATISTICS

Year	Team	GP	GS	RUSHING					RECEIVING				
				Rush	Yds	Avg	Lg	TD	Rec	Yds	Avg	Lg	TD
2013	Hou	16	16	0	0	0	0	0	52	802	15.4	66	2
2014	Hou	16	16	0	0	0	0	0	76	1,210	15.9	76t	6
2015	Hou	12	12	0	0	0	0	0	86	1,169	13.6	61t	10
Career		44	44	0	0	0	0	0	214	3,181	14.9	76t	18

ADDITIONAL STATISTICS

Misc. Tackles: 2015- 2; Fumble Recoveries (2): 2014- 2

DeANDRE HOPKINS

COLLEGE:

- Appeared in 39 games, starting 32 contests for the Clemson Tigers
- Had 206 receptions for 3,020 yards (14.7 avg) and 27 touchdowns, adding 32 yards on a pair of kickoff returns and 82 yards on 12 punt returns (6.8 avg), along with recording three tackles (2 solos) to amass 3,134 all-purpose yards, an average of 80.4 yards per game
- The only player in Clemson history with multiple 100-yard receiving performances in bowl games (105 vs. South Florida in the 2010 Meineke Car Care Bowl; 107 vs. West Virginia in the 2011/12 Orange Bowl; 191 yards vs. Louisiana State in the 2012 Chick-fil-A Bowl), as he tallied 32 receptions for 403 yards and three touchdowns in three postseason appearances
- His 206 receptions rank seventh in Atlantic Coast Conference history and second on the school career list, topped by only Aaron Kelly (232; 2005-08), as they are the only Tigers to ever catch 200 passes for the university
- His 3,020 receiving yards are the sixth-highest total by an ACC player and set a school record, breaking the previous mark of 2,733 yards by Aaron Kelly
- Was the sixth player from an ACC institution to gain 3,000 yards receiving in a career, joining Conner Vernon of Duke (3,749; 2009-12), Peter Warrick of Florida State (3,517; 1996-99), Torry Holt of North Carolina State (3,379; 1995-98), Clarkston Hines of Duke (3,318; 1986-89) and Jerricho Cotchery of North Carolina State (3,119; 2000-03)
- His 27 touchdown grabs tied Herman Moore of Virginia (1988-90) for eighth on the ACC all-time record chart, as it also set a school record
- Majored in community recreation, sport and camp management major

PERSONAL:

- Attended D.W. Daniel (Central, S.C.) High School, playing football for head coach Randy Robinson
- Registered 57 receptions for 1,266 yards and 18 touchdowns on offense and 28 interceptions, returning five for touchdowns on defense
- Had 11 punt returns for 289 yards and three touchdowns, along with two kickoff returns for 119 yards and one score as a senior
- Rated the 12th-best receiver in the nation and the state's eighth-best overall prospect by Rivals.com, and was the 14th-ranked cornerback by Scout.com and ESPN rated him the 29th-best athlete
- Super Prep's sixth-ranked athlete in the state, he received All-State first-team honors from the Charlotte Observer and The State, adding All-Southern honors from the Orlando Sentinel
- A finalist for state "Mr. Football" accolades, he was twice named All-State (defense) by the Associated Press
- Participated in the Offense-Defense All American game and the Shrine Bowl
- Two-time Seneca Daily Journal Player-of-the-Year and Anderson Independent Player-of-the-Year choice, in addition to receiving Class AAA All-State honors from the High School Sports Report as a junior and senior
- Added co-region player-of-the-year recognition as a senior and was a three-time all-region pick
- Led D.W. Daniel High to a 37-4 record during his gridiron career
- Was also a four-year starter for the school's basketball team, a three-time All-State choice who tallied more than 1,300 points, 400 rebounds, 600 assists, and 200 steals in his career
- Uncle, the late Terry Smith, had 162 receptions as a Clemson Tiger from 1990-93



BRIAN HOYER QUARTERBACK

Height: 6-2 | Weight: 215 | College: Michigan State |
Hometown: North Olmsted, Ohio | 7th NFL Season |
1st with Texans | Age: 30 | Acquired: FA-'15 |
2015 GP/GS: 9/7 | Career GP/GS (Playoffs): 41/24 (0/0) |
Teams: New England, 2009-11; Pittsburgh, 2012; Arizona, 2012;
Cleveland, 2013-14; Houston, 2015 |

7

TRANSACTIONS: Signed by the New England Patriots as a college free agent on April 30, 2009...Released by the Patriots on Aug. 31, 2012...Signed by the Pittsburgh Steelers on Nov. 20, 2012...Released by the Steelers on Dec. 8, 2012...Claimed through waivers by the Arizona Cardinals on Dec. 10, 2012...Released by the Cardinals on May, 12, 2013...Signed a two-year contract with the Cleveland Browns on May 16, 2013...Signed by the Houston Texans on March 11, 2015.

CAREER:

- Spent three years (2009-11) as the backup QB with New England where he learned behind Tom Brady
- Started 16-of-17 games played with Cleveland (2013-14) and went 10-6 as the starter
- Became the third player in franchise history to throw for three touchdown passes in back-to-back games from Weeks 6-7 (Matt Schaub twice, Case Keenum once)
- Recorded five straight games (Weeks 4-8) with two-or-more touchdown passes, which is a Texans franchise record
- Set a single-season career-high in passing touchdowns, surpassing his previous season-high of 12 with Cleveland in 2014
- Recorded five games this season with over a 100.0 passer rating, which ties Matt Schaub (5 in 2008, '10 and '11) for the third-most such games in a season in Texans history and sets a new single-season career-high
- Notched seven multiple-touchdown games this season and 11 in his career
- Reached 500 completions for his career
- Tied for the most three-touchdown games (3) in a season in Texans history (Matt Schaub, three in 2009)

2015 (Houston 9/7):

- Completed 18-of-34 passes (52.9%) for 236 yards, one touchdown, one interception and a 72.7 passer rating
- Threw a 4-yard touchdown pass to WR DeAndre Hopkins in the first quarter, his first of the season
- Did not play Week 2 at Carolina (9/20) and Week 3 vs. Tampa Bay (9/27)
- Entered the game at Atlanta (10/4) in the third quarter and completed 6-of-8 passes for 54 yards, a touchdown and a 132.3 passer rating on his first drive of the game
- Finished the contest at Atlanta (10/4) 17-of-30 for 232 yards, two touchdowns and a 103.8 passer rating
- Entered the game in the second quarter for QB Ryan Mallett and completed 24-of-31 passes for a season-high 312 yards, two touchdowns, one interception and a 116.6 passer rating vs. Indianapolis (10/8)
- Threw his first 300-yard passing game of the season and fifth of his career (10/8)
- Threw a 42-yard TD pass to WR Jaelen Strong as time expired in the first half (10/8)
- Connected with Strong for an 11-yard touchdown in the third quarter (10/8)
- Completed 24-of-36 passes (66.7%) for 293 yards, three touchdowns, no interceptions and a 119.3 passer rating at Jacksonville (10/18)

- Tied a single-game career-high with three passing touchdowns, while his passer rating was the second-highest mark of his career, at Jacksonville (10/18)
- Had three straight games with over a 100.0 passer rating (Weeks 4-6)
- Threw a 14-yard touchdown pass to RB Arian Foster in the first quarter at Jacksonville (10/18). Completed 7-of-9 passes for 64 yards and a 133.3 passer rating on the drive
- Threw two touchdown passes to WR DeAndre Hopkins on back-to-back drives in the fourth quarter at Jacksonville (10/18)
- Completed 23-of-49 passes for 273 yards, three touchdowns, one interception and a 76.3 passer rating at Miami (10/25)
- Became the third player in franchise history to throw for three touchdown passes in back-to-back games from Weeks 6-7 (Matt Schaub twice, Case Keenum once)
- Passed T.J. Yates (1,100) and Ryan Mallett (1,170) for the sixth-most career passing yards in team history
- Completed 23-of-35 passes for 235 yards, two touchdowns, no interceptions and a 103.9 passer rating vs. Tennessee (11/1)
- Recorded his fifth straight game with two-or-more touchdown passes, which is a franchise record
- Set a single-season career-high in passing touchdowns, surpassing his previous season-high of 12 with Cleveland in 2014

HOYER'S 2015 PASSING STATISTICS

Date	Opp	GP	GS	Att	Cmp	Pct	Yds	Yd/A	TD	Int	Lg	Sack	Lost	Rate
9/13	KC	1	1	34	18	52.9	236	6.9	1	1	32	4	29	72.7
9/20	at Car	-	-	-	-	-	-	-	-	-	-	-	-	-
9/27	TB	-	-	-	-	-	-	-	-	-	-	-	-	-
10/4	at Atl	1	0	30	17	56.7	232	7.7	2	0	42	1	8	103.8
10/8	IND	1	0	31	24	77.4	312	10.1	2	1	42t	0	0	116.6
10/18	at Jax	1	1	36	24	66.7	293	8.1	3	0	31	1	6	119.3
10/25	at Mia	1	1	49	23	46.9	273	5.6	3	1	27t	4	22	76.3
11/1	Ten	1	1	35	23	65.7	235	6.7	2	0	42t	3	21	103.9
11/16	at Cin	1	1	22	12	54.5	123	5.6	0	1	25	2	10	51.9
11/22	NYJ	-	-	-	-	-	-	-	-	-	-	-	-	-
11/29	NO	1	1	27	21	77.8	205	7.6	2	1	37	1	10	107.6
12/6	at Buf	1	1	43	26	60.4	293	6.8	3	1	29	2	18	94.4
12/13	NE	-	-	-	-	-	-	-	-	-	-	-	-	-
12/20	at Ind	-	-	-	-	-	-	-	-	-	-	-	-	-
12/27	at Ten	-	-	-	-	-	-	-	-	-	-	-	-	-
1/3	Jax	-	-	-	-	-	-	-	-	-	-	-	-	-
2015 Totals		9	7	307	188	61.2	2,202	7.2	18	6	42t	18	124	94.4

Fumbles/Lost: 3/1

Fumble Recoveries: 1

2015 Rushing Totals: 14 rushing attempts for 45 yards (3.2 avg.) and a long of 15 yards

2015 GAME HIGHS

Yards Passing	312	vs. Indianapolis, 10/8
Attempts Passing	49	at Miami, 10/25
Completions	26	at Buffalo, 12/6
Touchdown Passes	3	3x, last: at Buffalo, 12/6
Passer Rating	119.3	at Jacksonville, 10/18
Interceptions	1	6x, last: at Buffalo, 12/6
Attempts Rushing	5	at Jacksonville, 10/18
Yards Rushing	15	at Buffalo, 12/6

CAREER GAME HIGHS

Yards Passing	330	vs. Houston, 11/16/14 (20 completions)
Attempts Passing	54	at Minnesota, 9/22/13 (30 completions)
Completions	30	at Minnesota, 9/22/13
Touchdown Passes	3	5x, last: at Buffalo, 12/6/15
Passer Rating	127.1	vs. Baltimore, 9/21/14
Longest Pass	81t	at Carolina, 12/21/14
Interceptions	3	twice, last: at Atlanta, 11/23/14
Yards Rushing	19	at Carolina (2 rushes), 12/21/14
Long Rush	20	at Tampa Bay, 10/25/09
Touchdowns Rushing	1	vs. Tennessee, 10/18/09

CAREER SEASON HIGHS

Yards Passing	3,326	2014
Attempts Passing	438	2014
Completions	242	2014
Touchdown Passes	18	2015
Passer Rating	118.8	2011
Interceptions	13	2014
Yards Rushing	45	2015
Touchdowns Rushing	1	2009

HOYER'S CAREER PASSING AND RUSHING STATISTICS

Year	Team	GP	GS	Att	Cmp	Pct	Yds	Yd/A	TD	Int	Lg	Sack	Lost	Rate	Att	Yds	Avg	Lg	TD
2009	NE	5	0	27	19	70.4	142	5.3	0	0	17	2	18	82.6	10	25	2.5	20	1
2010	NE	5	0	15	7	46.7	122	8.1	1	1	42t	0	0	69.3	10	-8	-0.8	1	0
2011	NE	3	0	1	1	100	22	22	0	0	22	0	0	118.8	4	-3	-0.8	0	0
2012	Ari	2	1	53	30	56.6	330	6.2	1	2	53	4	30	65.8	1	6	6	6	0
2013	Cle	3	3	96	57	59.4	615	6.4	5	3	47t	6	48	82.6	6	16	2.7	11	0
2014	Cle	14	13	438	242	55.3	3,326	7.6	12	13	81t	24	160	76.5	24	39	1.6	11	0
2015	Hou	9	7	307	188	61.2	2,202	7.2	18	6	42t	18	124	94.4	14	45	3.2	15	0
Career		41	24	937	544	58.1	6,759	7.2	37	25	81t	54	380	82.6	69	120	1.7	20	1

BRIAN HOYER

- Threw a 21-yard touchdown pass to WR DeAndre Hopkins in the second quarter vs. Tennessee (11/1) to give the Texans a 7-3 lead. Completed 4-of-5 passes for 61 yards on the drive
- Threw a 42-yard touchdown pass to WR Nate Washington in the third quarter vs. Tennessee (11/1), giving the Texans a 17-6 lead
- Threw a touchdown pass in his sixth consecutive game played, which is tied for the fifth-longest streak in franchise history
- Completed 11 straight passes in the second and third quarters vs. Tennessee (11/1)
- Passed Ryan Mallett (119) for the sixth-most career completions in franchise history
- Completed 12-of-22 passes for 123 yards, one interception and a 51.9 passer rating before exiting the game in the third quarter with a concussion at Cincinnati (11/16)
- Registered a 15-yard run in the second quarter at Cincinnati (11/16), his longest since a 20-yard run as a rookie in 2009 with New England
- Inactive in Week 11 vs. NY Jets (11/22)
- Completed 21-of-27 passes for 205 yards, two touchdowns, one interception and a 107.6 passer rating vs. New Orleans (11/29)
- Notched his fifth game of the season with over a 100.0 passer rating, which ties Matt Schaub (5 in 2008, '10 and '11) for the third-most such games in a season in Texans history and sets a new single-season career-high
- Reached 500 completions for his career
- Opened the game with 11 straight completions before throwing an interception in the second quarter vs. New Orleans (11/29)
- Threw a 10-yard touchdown pass to TE Ryan Griffin on the opening drive of the game. Completed 7-of-7 passes for 55 yards and a 139.0 passer rating on the drive (11/29)
- Connected with WR Cecil Shorts III on a 3-yard touchdown pass on Houston's second drive of the game vs. New Orleans (11/29), giving him his second touchdown of the game
- Completed 26-of-43 passes for 293 yards, three touchdowns, one interception and a 94.4 passer rating. On three rushing attempts, ran for 15 yards and two first downs at BUF (12/6)
- With his 18th touchdown of the season, passed Ryan Fitzpatrick (17) for the fourth-most career passing touchdowns in franchise history. Also passed Fitzpatrick (17) for the fourth-most passing touchdowns in a single season in team history
- Notched his third 3-touchdown game of the year, which is tied for the most such games in a season in franchise history (Matt Schaub, three in 2009)
- Threw multiple touchdowns in a game for the seventh time in nine games played this season
- Threw an 8-yard touchdown pass to TE Ryan Griffin in the first quarter at BUF (12/6)
- Connected with RB Chris Polk on an 11-yard touchdown pass in the second quarter (12/6)
- Threw a 19-yard touchdown pass to WR DeAndre Hopkins in the fourth quarter to tie the game at 21 at Buffalo (12/6)

2014 (Cleveland 14/13):

- Completed 242 of his 438 pass attempts on the season for 3,326 passing yards with 12 touchdowns and 13 interceptions
- Finished with a 7-6 record as a starter and set new career-highs in yards passing, attempts passing, completions, touchdown passes, passer rating, and yards rushing
- Completed 20-of-50 pass attempts for a career-high 330 yards, one touchdown and one interception vs. Houston (11/16)
- Completed 21-of-37 pass attempts for 291 yards, three touchdowns, and one interception at Tennessee (10/5)
- Completed 21-of-34 pass attempts for 300 yards, two touchdowns, and two interceptions vs. Tampa Bay (11/02)
- Completed 19-of-25 pass attempts for 290 yards and one touchdown vs. Baltimore (9/21)
- Completed 19-of-28 pass attempts for 275 yards and one touchdown vs. Oakland (10/26)

2013 (Cleveland, 3/3):

- Signed a two-year contract with the Browns on May 16, 2013
- Completed 57 of his 96 pass attempts on the season for 615 passing yards with five touchdowns and three interceptions in three starts
- Became the first Browns QB to win his first three starts with the team (3-0)
- Completed 30-of-54 pass attempts for 321 yards, three touchdowns, and three interceptions at Minnesota (9/22) in his debut with the Browns (31-27 victory)
- On the final drive, completed seven of 11 attempts for 55 yards while directing an 11-play game-winning TD drive, capped by a 7-yard pass to TE Jordan Cameron with 0:51 remaining
- Joined Jeff Garcia (2004) as only Browns QBs since 1999 to win debut start and became first QB to win first two starts with Browns since Mark Rypien in 1994
- Completed 25-of-38 pass attempts for 269 yards and two touchdowns vs. Cincinnati (9/29)
- Had successful ACL surgery on right knee at Cleveland Clinic on Oct. 18 and missed rest of season

2012 (Arizona, 2/1):

- Claimed through waivers by the Arizona Cardinals on Dec. 10, 2012
- Appeared in the final two games with one start for the Cardinals
- Completed 30 of his 53 pass attempts on the season for 330 yards, one touchdown, and two interceptions in the final two regular season games
- Completed 19-of-34 pass attempts for 225 yards, one touchdown, and one interception in his first career NFL start in Week 17 at San Francisco (12/30)

2012 (Pittsburgh, 0/0):

- Signed by the Pittsburgh Steelers on Nov. 20, 2012
- Dressed but did not play in two games

2011 (New England, 3/0):

- Active for all 16 games and saw action in three contests
- Completed his lone passing attempt of the season to TE Rob Gronkowski for 22 yards, which gave Gronkowski the NFL single-season receiving yardage record by a tight end
- Dressed but did not play in Super Bowl XLVI against the New York Giants (2/5/12)

2010 (New England, 5/0):

- Completed seven of his 15 pass attempts on the season for 122 yards, one touchdown, and one interception

2009 (New England, 5/0):

- Signed by the New England Patriots as a college free agent on April 30, 2009
- Completed 19 of his 27 pass attempts on the season for 142 yards

COLLEGE:

- Spent four seasons at Michigan State (2005-08) and played in 39 total games
- Finished his career with 6,159 passing yards and 35 touchdowns
- Started all 13 games in 2007 and threw for 2,725 yards and 20 touchdowns
- Started all 13 games as a senior in 2008 and threw for 2,404 yards and nine touchdowns

PERSONAL:

- Attended Cleveland (OH) St. Ignatius High School
- A native of North Olmsted, Ohio, who grew up a Cleveland Browns fan and even attended the final game at Cleveland Municipal Stadium in 1995
- Won a celebrity cook-o competition in 2014 where the contestants were tasked with the challenge of creating a three-course meal for 20 judges. His menu consisted of mussels, a grilled romaine salad, true beef tenderloin and grilled vegetables
- His favorite type of food to prepare is Mexican and he makes his own guacamole



AKEEM HUNT RUNNING BACK

33

Height: 5-10 | Weight: 190 | College: Purdue |
Hometown: Covington, Ga. | Rookie |
1st with Texans | Age: 22 | Acquired: FA-'15 |
2015 GP/GS: 3/0 | Career GP/GS (Playoffs): 3/0 (0/0) |
Teams: Houston, 2015 |

TRANSACTIONS: Signed as a rookie free agent with the N.Y. Giants on May 7, 2015... Signed to the Baltimore Ravens practice squad on Oct. 13, 2015... Released from the Ravens practice squad on Oct. 20, 2015... Signed to the Houston Texans practice squad on Nov. 3, 2015... Signed to the Texans active roster on Nov. 21, 2015.

2015 (Houston 3/0):

- Originally signed as a rookie free agent with the N.Y. Giants on 5/7
- Signed to the Texans active roster (11/21) after spending time on the practice squad
- Played in his first career game and rushed for two yards on his first career carry vs. N.Y. Jets (11/22)
- Finished with three carries for 27 yards (9.0 avg.) in the game vs. New Orleans (11/29)
- Notched a career-long 12-yard rush in the first quarter vs. New Orleans (11/29)

COLLEGE:

- Played in 49 games with 17 starts at Purdue
- Career totals included 371 rushing attempts for 2,035 yards (5.5-yard avg.) and 11 touchdowns, 100 receptions for 841 yards and 6 scores, and 74 kickoff returns for 1,747 yards (23.6-yard average) and 6 touchdowns
- As a senior in 2014, played in 12 games with 7 starts and had career-high totals of 173 rushing attempts for 949 yards (5.5-yard avg.) and 6 touchdowns and 48 catches for 293 yards
- In his junior season in 2013, played in 12 games with 9 starts and led the team with 464 rushing yards on 123 carries and was 2nd with 38 receptions for 340 yards
- Returned 24 kickoffs for 626 yards and one touchdown in 2013
- In 2012, appeared in all 13 games as a reserve and rushed 42 times for 335 yards and two touchdowns (8.0 ypc)
- Caught 13 passes for 204 yards and two touchdowns and returned 39 kickoffs for 867 yards and one touchdown (22.2 ypr)
- Averaged 108.3 all-purpose yards per game in 2012
- Appeared in 12 games as a reserve in 2011 and finished third on the team in rushing with 287 yards and two touchdowns on merely 33 carries (8.7 avg.)
- Movement and sports sciences major

PERSONAL:

- Averaged 5.7 yards per carry as a senior at Newton High School in Covington, Ga, gaining 654 yards on 115 rushes with seven touchdowns
- Caught 15 passes for 231 yards (15.4 average) and two scores
- Team offensive MVP as a senior
- Rushed for 679 yards and seven touchdowns on 114 carries as a junior
- Averaged 4.7 yards per carry and caught nine passes for 47 yards (5.2 average)
- Coach was Cortez Allen
- Given name is Akeem Bernard Hunt
- Born Feb. 22, 1993

HUNT'S 2015 SEASON STATISTICS

Date	Opp	GP	GS	Rush	Yds	Avg	Lg	TD	Rec	Yds	Avg	Lg	TD
11/22	NYJ	1	0	2	4	2.0	2	0	0	0	0	0	0
11/29	NO	1	0	3	27	9.0	17	0	1	-2	-2	-2	0
12/6	at Buf	1	0	1	7	7.0	7	0	1	0	0	0	0
12/13	NE	-	-	-	-	-	-	-	-	-	-	-	-
12/20	at Ind	-	-	-	-	-	-	-	-	-	-	-	-
12/27	at Ten	-	-	-	-	-	-	-	-	-	-	-	-
1/3	Jax	-	-	-	-	-	-	-	-	-	-	-	-
2015 Totals		3	0	6	38	6.3	17	0	2	-2	-1.0	0	0



KAREEM JACKSON CORNERBACK

25

Height: 5-10 | Weight: 188 | College: Alabama |
Hometown: Macon, Ga. | 6th NFL Season |
6th with Texans | Age: 27 | Acquired: D1-'10 (20th overall) |
2015 GP/GS: 8/6 | Career GP/GS (Playoffs): 82/77 (4/4) |
Teams: Houston, 2010-15 |

TRANSACTIONS: Selected by Houston Texans in the first round (20th overall) of the 2010 NFL Draft...Signed by Texans on July 30, 2010...Re-signed with Texans on March 9, 2015.

CAREER:

- 2010 first-round draft pick
- Tied for third in team history with 11 career interceptions
- Scored the first interception return for touchdown of his career at any level when he picked off Titans QB Matt Hasselbeck and returned it 63 yards vs. Tennessee (9/30/12)
- Had his first multi-interception day vs. Baltimore (12/21/14)

2015 (Houston 8/6):

- Made six solo tackles vs. Kansas City (9/13)
- Made four tackles (three solo) at Carolina (9/20)
- Posted a team-high six solo tackles vs. Tampa Bay (9/27)
- Tied for second on the team with five tackles (four solo) at Atlanta (10/4)
- Inactive in Weeks 7-11
- Intercepted Saints QB Drew Brees in the fourth quarter and returned it 50 yards (11/29)
- The interception marked his first of the season and 11th of his career, tying Marcus Coleman and Aaron Glenn for the third-most career picks in franchise history
- Finished the game with four tackles (two solo), one interception and one tackle for loss vs. New Orleans (11/29)
- Tied for the team lead with six tackles, including five solo stops at Buffalo (12/6)

2014 (Houston 13/13):

- Started all 13 games he played in and ended the season with 57 tackles and nine passes defended. Tied for the team lead with three interceptions
- Started and made 8 tackles against Washington (9/7) in Week 1
- Intercepted a pass and returned it for a career best 65 yards and registered two pass defended and two tackles against Oakland (9/14) in Week 2
- Recorded two tackles, two tackles for loss and one pass defended at NYG (9/21)
- Notched six tackles and a pass defended against Buffalo (9/28) in Week 4
- Tied for the team-lead and matched a career high with nine tackles in Week 5 at Dallas (10/5)

- Made five tackles vs. Indianapolis (10/9) in Week 6
- Was second the on the team with five tackles and had a quarterback hit at Pittsburgh (10/20) in Week 7
- Registered four tackles, a tackle for loss and two passes defended at Tennessee (10/26) in Week 8
- Made one tackle vs. Philadelphia (11/2) in Week 9 before leaving the game due to injury
- Inactive in Weeks 11-13
- Notched four tackles at Jacksonville (12/7) in Week 14
- Had six tackles, a tackle for loss and a pass defended at Indianapolis (12/14) in Week 15
- Had his first multi-interception game his career vs. Baltimore (12/21) in Week 16. Intercepted Joe Flacco twice in Ravens territory, which led to 10 points
- Made four tackles vs. Jacksonville (12/28) in Week 17

2013 (Houston 14/14):

- Started all 14 games he played in and recorded 62 tackles, eight passes defended, a tackle for loss and fumble recovery
- Tied career highs in tackles with nine (eight solo) and passes defended with two vs. Tennessee (9/15) in Week 2
- Recorded three solo tackles and a pass defended at San Francisco (10/6)
- Recorded seven solo tackles, a pass defended and the first fumble recovery of his career at Kansas City (10/20) in Week 7
- Suffered a rib injury in the second quarter and did not return at Arizona (11/10)
- Inactive due to a rib injury vs. Oakland (11/17) in Week 11 and vs. Jacksonville (11/24) in Week 12
- Returned to start vs. New England (12/1) in Week 13
- Tied a career high with two passes defended vs. Denver (12/22) in Week 16

2012 (Houston 16/15, 2/2):

- Led Texans defenders with a career-high four interceptions on the season
- Made five tackles (four solo) and broke up two passes including an interception of Ryan Tannehill in the season opener vs. Miami (9/9)
- Named the Defensive Player of the Game at Jacksonville (9/16)
- Made nine solo tackles and broke up a pass at Denver (9/23)
- Scored his first career touchdown when he intercepted a Matt Hasselbeck pass and returned it 63 yards to the end zone vs. Tennessee (9/30)
- Intercepted a Mark Sanchez pass in the fourth quarter to seal the victory at the New York Jets (10/8), and added three tackles (two solo)
- Intercepted a Jay Cutler pass in the second quarter and added four tackles (four solo) and two passes defended at Chicago (11/11)
- Made five tackles and broke up a pass vs. Jacksonville (11/18)
- Collected six tackles and a pass defended at Detroit (11/22)
- Registered six tackles (four solo) and two passes defended at Tennessee (12/2)

JACKSON'S 2015 SEASON STATISTICS

Date	Opp	GP	GS	Tot	Solo	Asst	Sk	Yds	Int	Yds	Lg	TD	PD	FF	FR	Yds	TD
9/13	KC	1	1	6	6	0	0	0	0	0	0	0	0	0	0	0	0
9/20	at Car	1	1	4	3	1	0	0	0	0	0	0	0	0	0	0	0
9/27	TB	1	1	6	6	0	0	0	0	0	0	0	0	0	0	0	0
10/4	at Atl	1	1	5	4	1	0	0	0	0	0	0	0	0	0	0	0
10/8	IND	1	1	5	4	1	0	0	0	0	0	0	2	0	0	0	0
10/18	at Jax	1	1	1	1	0	0	0	0	0	0	0	0	0	0	0	0
10/25	at Mia	-	-	-	-	-	-	-	-	-	-	-	-	-	-	-	-
11/1	Ten	-	-	-	-	-	-	-	-	-	-	-	-	-	-	-	-
11/16	at Cin	-	-	-	-	-	-	-	-	-	-	-	-	-	-	-	-
11/22	NYJ	-	-	-	-	-	-	-	-	-	-	-	-	-	-	-	-
11/29	NO	1	0	4	2	2	0	0	1	50	50	0	1	0	0	0	0
12/6	at Buf	1	0	6	5	1	0	0	0	0	0	0	0	0	0	0	0
12/13	NE	-	-	-	-	-	-	-	-	-	-	-	-	-	-	-	-
12/20	at Ind	-	-	-	-	-	-	-	-	-	-	-	-	-	-	-	-
12/27	at Ten	-	-	-	-	-	-	-	-	-	-	-	-	-	-	-	-
1/3	Jax	-	-	-	-	-	-	-	-	-	-	-	-	-	-	-	-
2015 Totals		8	6	37	31	6	0	0	1	50	50	0	3	0	0	0	0

Tackles For Loss (TFLs) : 1

CAREER GAME HIGHS

Tackles	9	3x, most recent: at Dallas, 10/5/14
Interceptions	2	vs. Baltimore, 12/21/14
Return Yards	65	at Oakland, 9/14/14
Passes Defended	2	14 times, last: vs. Indianapolis, 10/8/15
Fumble Recoveries	1	at Kansas City, 10/20/13

CAREER SEASON HIGHS

Tackles	71	2012
Interceptions	4	2012
Forced Fumbles	1	2011
Passes Defended	16	2012
TFL	4	2014

2015 GAME HIGHS

Tackles	6	3x, last: at Buffalo, 12/6
Passes Defended	2	vs. Indianapolis, 10/8
Interceptions	1	vs. New Orleans, 11/29
Tackles for Loss	1	vs. New Orleans, 11/29

JACKSON'S CAREER DEFENSIVE STATISTICS

Year	Team	GP	GS	Tot	Solo	Asst	Sk	Yds	Int	Yds	Lg	TD	PD	QBH	TFL	FF	FR	Yds	TD
2010	Hou	16	16	70	57	13	0.0	0.0	2	23	23	0	10	0	1	0	0	0	0
2011	Hou	15	13	40	35	5	0.0	0.0	1	0	0	0	6	0	2	1	0	0	0
2012	Hou	16	15	53	47	6	0.0	0.0	4	71	63t	1	17	0	1	0	0	0	0
2013	Hou	14	14	56	51	5	0.0	0.0	0	0	0	0	9	0	1	0	1	0	0
2014	Hou	13	13	57	48	9	0.0	0.0	3	97	65	0	9	1	4	0	0	0	0
2015	Hou	8	6	37	31	6	0.0	0.0	1	50	50	0	3	0	1	0	0	0	0
Career		82	77	313	269	44	0.0	0.0	11	241	65	1	54	1	10	1	1	0	0

ADDITIONAL STATISTICS

Touchdowns (1): vs. Tennessee, 9/30/12 (63-yard INT return).

KAREEM JACKSON

- Recorded three tackles at New England (12/10)
- Had six tackles (five solo) and a pass defended vs. Indianapolis (12/16)
- Collected four tackles (three solo) and two passes defended vs. Minnesota (12/23)
- Tallied eight tackles (six solo) and a pass defended at Indianapolis (12/30)
- Made two tackles and two PDs defended in AFC Wild Card Playoff vs. Cincinnati (1/5/13)
- Made four tackles in the AFC Divisional playoff at New England (1/13/13)

2011 (Houston 15/13, 2/2):

- Finished with 40 tackles (35 solo), six passes defended, an interception and a forced fumble
- Forced a fumble and made four tackles (three solo) at Miami (9/18)
- Tied for the team lead with eight tackles (seven solo) at New Orleans (9/25)
- Had five solo tackles and broke up two passes vs. Cleveland (11/6)
- Registered his first interception of the season vs. Atlanta (12/4)
- Had five solo tackles vs. Tennessee (1/1/12)
- Started in his postseason debut and made four tackles, including three solos in AFC Wild Card Playoff vs. Cincinnati (1/7/12)
- Recorded four solo tackles and one pass defended in AFC Divisional Playoff at Baltimore (1/15/12)

2010 (Houston 16/16):

- Started at cornerback all 16 games, where he made 71 tackles (57 solo) and had two interceptions

- Made five solo tackles and intercepted the first pass of his NFL career and returned it 23 yards vs. the New York Giants (10/10)
- Recorded six tackles (five solo) and intercepted a pass from QB Philip Rivers vs. San Diego (11/7)
- Forced a fumble at Denver (12/26)

COLLEGE:

- Played in 41 career games at Alabama and started 40 contests, registering 159 tackles (106 solo) with eight tackles for loss (24 yards)
- Deflected 29 passes (fourth on Alabama's all-time list) and recorded five interceptions (164 yards, 32.8 avg.) while registering one forced fumble and one fumble recovery
- Blocked two kicks and returned one punt for eight yards

PERSONAL:

- Attended Westside High School in Macon, Ga. and compiled 1,436 rushing yards with 20 touchdowns and nine receptions for 256 yards with two touchdowns as a senior
- Concluded a three-year varsity career with over 3,447 rushing yards and 46 touchdowns

JACKSON'S CAREER PLAYOFF DEFENSIVE STATISTICS

Year	Team	GP	GS	Tot	Solo	Asst	Sk	Yds	Int	Yds	Lg	TD	PD	QBH	TFL	FF	FR	Yds	TD
1/7/12	vs. Cin (WC)	1	1	4	3	1	0.0	0.0	0	0	0	0	0	0	0	0	0	0	0
1/15/12	at Bal (Div)	1	1	4	4	0	0.0	0.0	0	0	0	0	1	0	0	0	0	0	0
1/5/13	vs. Cin (WC)	1	1	2	2	0	0.0	0.0	0	0	0	0	2	0	0	0	0	0	0
1/13/13	at NE (Div)	1	1	4	2	2	0.0	0.0	0	0	0	0	0	0	0	0	0	0	0
Career		4	4	14	11	3	0.0	0.0	0	0	0	0	3	0	0	0	0	0	0



CHARLES JAMES II CORNERBACK

31

Height: 5-9 | Weight: 179 | College: Charleston Southern |
Hometown: Jacksonville, Fla. | 2nd NFL Season |
1st with Texans | Age: 25 | Acquired: FA-'15 |
2015 GP/GS: 6/1 | Career GP/GS (Playoffs): 18/1 (0/0) |
Teams: N.Y. Giants, 2013; Houston, 2015 |

TRANSACTIONS: Signed by the New York Giants on May 10, 2013...Released by the Giants on August 31, 2013...Signed by the Giants to their practice squad on September 1, 2013...Signed by the Giants to their active roster on October 5, 2013...Released by the Giants on August 26, 2014...Signed by the Houston Texans to their practice squad on October 1, 2014...Signed by the Texans to a future contract on December 29, 2014...Released by the Texans on Sept. 5, 2015...Signed to the Baltimore Ravens practice squad on Sept. 8, 2015...Signed to the Ravens active roster Oct. 13, 2015...Released by the Ravens on Oct. 17, 2015...Claimed off waivers by the Texans on Oct. 19, 2015.

2015 (Houston, 6/1):

- Started the season on the Ravens' practice squad after spending training camp with the Texans
- Claimed off waivers by the Texans on Oct. 19 after being released by the Ravens
- Downed a Shane Lechler punt on the Titans' 6-yard line in the first quarter (11/1)
- Contributed with one tackle on defense vs. Tennessee (11/1)
- Finished with a career-high six tackles (four solo), including one for loss, and one special teams stop at Cincinnati (11/16)
- Notched his first career tackle for loss when he brought down Bengals RB Jeremy Hill for a 3-yard loss in the second quarter (11/16)
- Made his first career NFL start vs. N.Y. Jets (11/22)
- Downed two punts inside the 10-yard line, including one at the 9-yard line and one at the 5-yard line at Buffalo (12/6)

2014 (Houston, 0/0):

- Signed to the Texans practice squad on Oct. 1

2013 (N.Y. Giants, 12/0):

- Played in 12 regular season games, mostly on special teams

COLLEGE:

- Attended Charleston Southern
- Named All-American following his senior season in which he set the CSU career interception record with 12
- Helped the Bucs rally from an 0-3 start to a 5-6 finish and four-straight home wins to close out his career
- Key member on the Bucs' secondary, which finished the season as the nation's No. 3 pass defense, allowing just 145.5 passing yards per game
- Compiled 32 tackles and 14 pass break-ups in his final season at CSU
- Earned First Team All-Big South honors and was named Third Team All-American by Phil Steele.
- Named to the Stars' roster in the 2013 Raycom College Football All-Star Classic

PERSONAL:

- Degree in Communications from Charleston Southern

JAMES' 2015 SEASON STATISTICS

Date	Opp	GP	GS	Tot	Solo	Asst	Sk	Yds	Int	Yds	Lg	TD	PD	FF	FR	Yds	TD
10/25	at Mia	1	0	1	1	0	0	0	0	0	0	0	0	0	0	0	0
11/1	Ten	1	0	1	0	1	0	0	0	0	0	0	0	0	0	0	0
11/16	at Cin	1	0	6	4	2	0	0	0	0	0	0	0	0	0	0	0
11/22	NYJ	1	1	3	1	2	0	0	0	0	0	0	1	0	0	0	0
11/29	NO	1	0	1	1	0	0	0	0	0	0	0	0	0	0	0	0
12/6	at Buf	1	0	0	0	0	0	0	0	0	0	0	0	0	0	0	0
12/13	NE	-	-	-	-	-	-	-	-	-	-	-	-	-	-	-	-
12/20	at Ind	-	-	-	-	-	-	-	-	-	-	-	-	-	-	-	-
12/27	at Ten	-	-	-	-	-	-	-	-	-	-	-	-	-	-	-	-
1/3	Jax	-	-	-	-	-	-	-	-	-	-	-	-	-	-	-	-
2015 Totals		6	1	12	7	5	0	0	0	0	0	0	1	0	0	0	0

Special Teams Tackles: 4

Tackles For Loss (TFLs): 1

JAMES' CAREER DEFENSIVE STATISTICS

Year	Team	GP	GS	Tot	Solo	Asst	Sk	Yds	Int	Yds	Lg	TD	PD	QBH	TFL	FF	FR	Yds	TD
2013	NYG	12	0	0	0	0	0	0	0	0	0	0	0	0	0	0	0	0	0
2015	HOU	6	1	12	7	5	0	0	0	0	0	0	1	0	1	0	0	0	0
Career		18	1	12	7	5	0	0	0	0	0	0	1	0	1	0	0	0	0

Special Teams Tackles (7): 2014 - 4; 2015 - 3



KEVIN JOHNSON

CORNERBACK

Height: 6-0 | Weight: 188 | College: Wake Forest |
Hometown: Clarksville, Md | Rookie |
1st with Texans | Age: 23 | Acquired: D1-'15 |
2015 GP/GS: 12/8 | Career GP/GS (Playoffs): 12/8 (0/0) |
Teams: Houston, 2015 |

30

TRANSACTIONS: Selected by Houston Texans with the 16th overall pick in the 2015 NFL Draft.

2015 (Houston, 12/8):

- Made his NFL debut vs. Kansas City (9/13)
- Made one solo tackle on defense and one special teams tackle
- Recorded two solo tackles and one pass defended vs. Carolina (9/20)
- Had three tackles (two solo) and a pass defended vs. Tampa Bay (9/27)
- Tied for second on the team with a career-high five tackles (all solo) at Atlanta (10/4)
- Registered four tackles (three solo) and one pass defended in his second straight start of the season vs. Indianapolis (10/8)
- Recorded his first career interception in the third quarter when he picked off Titans QB Zach Mettenberger and returned it 22 yards to the Titans' 47-yard line (11/1)
- Recorded fourth on the team with six tackles (five solo), including his first two tackles for loss of the season, vs. Tennessee (11/1)

CAREER AT WAKE FOREST:

- Played in 47 career games at Wake Forest, starting the last 41 games he appeared in for the Demon Deacons.
- Recorded 191 tackles (125 solo), seven interceptions, 35 pass breakups, three forced fumbles and two fumble recoveries in four seasons

2014 (Wake Forest):

- Received honorable mention All-ACC from the media and second team from the ACC Coaches and second team All-ACC by Phil Steele
- Finished his career with 35 pass break-ups, the fourth-highest total in school history
- Had 43 tackles on the season and 3.5 tackles for loss as a senior
- Tied for the team lead with six pass breakups
- Played in the Senior Bowl following the season
- Credited with a punt return for a touchdown after recovering a blocked punt in the end zone at ULM (Aug. 28)
- Finished the game with five tackles and a pass breakup
- Made two solo tackles against GWU (Sept. 6)
- Totaled four tackles at Utah State (Sept. 13), three of them solo
- Earned one solo tackle vs. Army (Sept. 20)
- Made one tackle at Louisville (Sept. 27), but was ejected after the hit was ruled a targeting penalty early in the opening quarter
- Notched two pass breakups and a tackle for loss at Florida State (Oct. 4)
- Made six tackles against Syracuse (Oct. 18) and Boston College (Oct. 25)
- Had a strong all-around game vs. Clemson (Nov. 6), totaling five tackles, one tackle for loss, an interception, pass breakup and a fumble recovery on a muffed punt
- Totaled five tackles at NC State (Nov. 15)
- Recorded season-high seven tackles, a half tackle for loss and two pass breakups vs. Virginia Tech (Nov. 22)

2013 (Wake Forest):

- Named All-ACC honorable mention by the media and third team All-ACC by the ACC Coaches
- Started all 12 games at cornerback, finishing with 58 tackles (39 solo), three interceptions, one forced fumble and a team-best 12 pass breakups
- Ranked second in the ACC with 1.25 passes defended per game
- Served as a punt returner, finishing with four returns for 15 yards on the season
- Had two pass breakups and an interception in the season opener vs. Presbyterian (Aug. 29)
- Had his second interception in as many games, picking off a pass to go with three tackles at Boston College (Sept. 6)
- Had two pass breakups and seven tackles at Clemson (Sept. 28)
- Recorded his third interception of the season and returned it 45 yards vs. NC State (Oct. 5) to go along with seven tackles in the win
- Had four tackles and a season-high three pass breakups vs. Maryland (Oct. 19)
- Recorded another pass breakup to go along with three tackles at No. 7 Miami (Oct. 26)
- Had four tackles and two pass breakups vs. Florida State (Nov. 9)
- Forced a fumble and turned in five tackles vs. Duke (Nov. 23)
- Made a season-high nine tackles with two pass breakups at Vanderbilt (Nov. 30)

2012 (Wake Forest):

- Played in and started all 12 games on the year, finishing with 58 tackles (34 solo), 3.5 tackles for loss, a half-sack, two forced fumbles and a fumble recovery

- Named honorable mention All-ACC by the coaches
- Led the team with 15 pass breakups and three interceptions
- Ranked second in the ACC in passes defended with 18 which tied for second in school history, just one behind Merrill Noel's school record set in 2011
- Tied for eighth in the league with three interceptions
- Made a season-high 10 tackles and had a pass breakup in the season opener vs. Liberty
- Named the ACC Defensive Back of the Week following his performance in the Boston College game where he recorded his third interception of the season to go along with seven tackles, including a season-high five solo, and two pass breakups

2011 (Wake Forest):

- Redshirted the season as a member of the scout team in practice
- Declared academically ineligible to compete in games during the season

2010 (Wake Forest):

- One of three true freshmen to play in 2010, appearing in 11 games with five starts
- Tallied 31 tackles on the season, including 20 solo stops and two pass breakups
- Made collegiate debut vs. Presbyterian (Sept. 2), recording four tackles
- Made two solo tackles at Stanford (Sept. 18)
- Tied for the team lead with nine tackles and also had two pass breakups at Virginia Tech
- Made first start of collegiate career at Maryland (Oct. 30), making three tackles
- Recorded four tackles, with three solo stops, at NC State (Nov. 13)
- Started and made three solo stops at Vanderbilt and recorded his first career TFL

PERSONAL:

- A 2010 graduate of River Hill High School in Clarksville, Md.
- Led the country by rushing for 1,220 yards and 15 touchdowns on 137 carries as a senior, averaging nearly nine yards per carry
- Had 12 receptions for 251 yards and three scores
- Made 25 tackles to go with three interceptions while being named to the all-county team
- Named first team all-state and first team All-Met at cornerback
- Named Columbia Flier/Howard County Times Offensive Player of the Year as a senior
- Two-year starter on both sides of the ball for Coach Brian Van Deusen
- Helped the Hawks to 2A state championships in 2007 and 2008
- Team moved to Class 3A in 2009 and lost in the state semifinal, snapping a 40-game winning streak
- Had three receptions for 85 yards and three touchdowns as a junior and also recorded 50 tackles, three interceptions and scored six touchdowns
- Was part of a River Hill defense that recorded 11 shutouts in 2007, five in 2008 and five more in 2009
- The Hawks were 47-3 during his four varsity seasons
- Played in the Crab Bowl that pits the top high school players in an all-star game between Maryland's and Washington D.C.'s top players.

JOHNSON'S 2015 SEASON STATISTICS

Date	Opp	GP	GS	TotSolo	Asst	Sk	Yds	Int	Yds	Lg	TD	PD	FF	FR	Yds	TD
9/13	KC	1	0	1	1	0	0	0	0	0	0	0	0	0	0	0
9/20	at Car	1	0	2	2	0	0	0	0	0	0	1	0	0	0	0
9/27	TB	1	0	3	2	1	0	0	0	0	0	1	0	0	0	0
10/4	at Atl	1	1	5	5	0	0	0	0	0	0	0	0	0	0	0
10/8	IND	1	1	4	3	1	0	0	0	0	0	1	0	0	0	0
10/18	at Jax	1	0	4	4	0	0	0	0	0	0	1	0	0	0	0
10/25	at Mia	1	1	1	1	0	0	0	0	0	0	0	0	0	0	0
11/1	Ten	1	1	6	5	1	0	0	1	22	22	0	1	0	0	0
11/16	at Cin	1	1	3	2	1	0	0	0	0	0	2	0	0	0	0
11/22	NYJ	1	1	4	4	0	0	0	0	0	0	1	0	0	0	0
11/29	NO	1	1	4	4	0	0	0	0	0	0	0	0	0	0	0
12/6	at Buf	1	1	3	2	1	0	0	0	0	0	1	0	0	0	0
12/13	NE	-	-	-	-	-	-	-	-	-	-	-	-	-	-	-
12/20	at Ind	-	-	-	-	-	-	-	-	-	-	-	-	-	-	-
12/27	at Ten	-	-	-	-	-	-	-	-	-	-	-	-	-	-	-
1/3	Jax	-	-	-	-	-	-	-	-	-	-	-	-	-	-	-
2015 Totals		12	8	40	35	5	0	0	1	22	22	0	9	0	0	0

Special Teams Tackles: 2

Tackles for Loss (TFLs): 3

2015 GAME HIGHS

Tackles	6	vs. Tennessee, 11/1
Interceptions	1	vs. Tennessee, 11/1
Return Yards	22	vs. Tennessee, 11/1
Passes Defended	2	at Cincinnati, 11/16
Tackles For Loss	2	vs. Tennessee, 11/1



BEN JONES GUARD/CENTER

60

Height: 6-3 | Weight: 308 | College: Georgia |
Hometown: Centreville, Ala. | 4th NFL Season |
4th with Texans | Age: 26 | Acquired: D4a, 2012 (99th overall)
2015 GP/GS: 12/12 | Career GP/GS (Playoffs): 60/39 (2/2) |
Teams: Houston, 2012-15 |

TRANSACTIONS: Selected by Houston Texans in the fourth round (99th overall) of the 2012 NFL Draft...Signed by Texans on May 14, 2012.

HONORS:

- Madden Most Valuable Protectors Award (Week 4, 2012; Week 13, 2012)
- Houston Texans Rookie of the Year (2012)

CAREER:

- Has started at center, left guard and right guard in his career
- Started both playoff games and 10 regular season games at right guard on his way to being voted Texans Rookie of the Year in 2012
- Has blocked for two 1,000-yard rushers

2015 (Houston 12/12):

- Started at center in Weeks 1-13
- Extended his streak of consecutive games played to 60, which is the second-longest active streak among NFL centers

2014 (Houston 16/16):

- Started all 16 games at left guard
- Started at left guard against Washington (9/7), Oakland (9/14), New York Giants (9/21), Buffalo (9/28), Dallas (10/5) and Indianapolis (10/9)
- Started at left guard and made a tackle following a turnover at Pittsburgh (10/20)
- Started at left guard at Tennessee (10/26), vs. Philadelphia (11/2), at Cleveland (11/16), vs. Cincinnati (11/23), vs. Tennessee (11/30), at Jacksonville (12/7), at Indianapolis (12/14) and vs. Baltimore (12/21)
- Started at left guard and made a tackle following a turnover vs. Jacksonville (12/28)

2013 (Houston 16/1):

- Played in all 16 games with one start
- Started at right guard and blocked for a ground game that produced 131 yards at San Francisco (10/6) in Week 5

2012 (Houston 16/10, 2/2):

- Originally drafted as a center, but worked his way into a starting role at right guard
- Part of seven 100-yard rushing performances by Arian Foster for the NFL's seventh-ranked offense
- Made his Texans and NFL debut on special teams in the season opener vs. Miami (9/9)
- Saw action at right guard and was part of an offensive line that cleared the way for Texans running backs to rush for 216 yards and three touchdowns while not allowing Matt Schaub to be sacked at Jacksonville (9/17)
- Helped provide protection for Schaub, enabling him to tie a career-high with four touchdown passes at Denver (9/23)
- Helped Foster rush for a season-high 157 yards and a touchdown at the New York Jets (10/8)

- Made his first career start and was part of an offense that set a franchise record by scoring 43 points vs. Baltimore (10/21)
- Helped Foster gain 111 yards on 24 carries and scored a touchdown vs. Buffalo (11/4)
- Part of an offense that set a franchise record with 653 yards of offense and tied the franchise scoring record with 43 points vs. Jacksonville (11/18) and put up another 501 yards at Detroit (11/22)
- Paved the way for Foster to rush for 140 yards while not allowing Schaub to be sacked in the AFC Wild Card Playoff vs. Cincinnati (1/5/13)
- Paved the way for Foster to rush for 90 yards while only allowing one sack in the AFC Divisional Playoff at New England (1/13/13)

COLLEGE:

- Ranked third in Georgia history with 49 starts at center
- Two-time All-SEC selection by the league's coaches and four-time SEC Offensive Lineman of the Week in his career
- Named a Freshman All-American and Freshman All-SEC after taking over as starting center in 2008
- Earned All-SEC first-team honors and was rated the nation's second-best center in the draft by The NFL Draft Report in 2011
- Second-team All-SEC honoree by the Associated Press, Phil Steele and the league's coaches for his senior season
- Named to Georgia's Team of the Decade
- Earned 2011 All-American first-team recognition from ESPN.com, Yahoo Sports and Rivals.com
- Served as a team captain and started all 14 games at center
- Earned All-SEC second-team honors from The NFL Draft Report as a junior
- Named All-SEC second-team by the league's coaches his sophomore season
- Member of the fall 2009 Georgia Athletic Director's Honor Roll
- Named Freshman All-American first-team by College Football News, adding second-team honors from The Sporting News and Phil Steele

PERSONAL:

- Pregame ritual consists of walking barefoot on the field "to get a feel for the turf," something he has done since high school
- Attended Bibb County High School in Centreville, Ala., where he earned Super Prep All-Dixie Team, Prep Star All-Southeast Region and Alabama Sports Writers Association Class 5A first-team All-State honors as a senior
- Standout first baseman and pitcher on Bibb County's baseball team, where in 2007 he was selected to the Tuscaloosa News West Alabama Baseball All-Star squad
- Switched from jersey #61 to #60 prior to his senior season, to honor his father, Steve, a former collegiate star, who was killed in a helicopter crash when he was 10 years old

JONES' CAREER OFFENSIVE STATISTICS

Games/Starts: 2012: 16/10; 2013: 16/1; 2014: 16/16; 2015: 12/12. Total: 60/39

Postseason Games/Starts: 2012: 2/2. Total: 2/2

Tackles: 3 total; 2014 - 2; 2015 - 1.



JOHNATHAN JOSEPH CORNERBACK

24

Height: 5-11 | Weight: 188 | College: South Carolina |
Hometown: Rock Hill, S.C. | 10th NFL Season |
5th with Texans | Age: 31 | Acquired: UFA-'11 (CIN) |
2015 GP/GS: 12/12 | Career GP/GS (Playoffs): 139/130 (5/5) |
Teams: Cincinnati, 2006-10; Houston, 2011-15 |

TRANSACTIONS: Selected by Cincinnati Bengals in the first round (24th overall) of the 2006 NFL Draft...Signed with Bengals on July 29, 2006...Signed with Houston Texans as an unrestricted free agent on July 29, 2011...Placed on injured reserve on Dec. 24, 2013.

HONORS:

- Associated Press Second-Team All-Pro (2011)
- Two-time Pro Bowl selection (2012, 2013)
- Pro Football Weekly/PFWA All-NFL, All-AFC Team (2011)
- SI.com (Peter King) All-Pro Team (2011)

CAREER:

- Owns 26 career interceptions, five forced fumbles and six fumble recoveries
- Has recorded 12 interceptions since signing with the Texans, the second-most in franchise history
- Since he entered the NFL in 2006, ranks first amongst active players with 144 passes defended
- Scored six career touchdown returns (five interceptions and one fumble recovery)

2015 (Houston 12/12):

- Made four solo tackles and had a pass defended vs. Kansas City (9/13)
- Recorded five tackles (four solo) at Carolina (9/20)
- Tied a single-game career-high with five passes defended vs. Tampa Bay (9/27). It matches his highest total since Nov. 8, 2009 against Baltimore
- Also had three tackles, including two solo stops vs. Tampa Bay (9/27)
- Finished third on the team with six tackles (four solo) and had one pass defended at Jacksonville (10/18)
- Recovered his first fumble of the season and sixth of his career in the third quarter at Miami (10/25)
- Also contributed four solo tackles at Miami (10/25)
- Tied for fourth on the team with six tackles (five solo) and led the Texans with two passes defended vs. Tennessee (11/1)
- Had four solo tackles, two passes defended and one interception at Cincinnati (11/16)
- Passed Dunta Robinson (63) for the most career passes defended in franchise history
- Including postseason, he has intercepted a pass in each of his last four games against the Bengals
- Passed Marcus Coleman and Aaron Glenn (11) for sole possession of the second-most career interceptions in team history

- Led the team with seven tackles (five solo), including one for loss, and one pass defended vs. New Orleans (11/29)
- It marked the first time this season that Joseph led the team in tackles (11/29)
- Recorded his fourth straight game with at least one pass defended

2014 (Houston 16/16):

- Started all 16 games and finished with a career-best 75 tackles. Also had two interceptions, including a 60-yard interception return for touchdown, two forced fumbles, two fumble recoveries and 11 passes defended
- Led the team with 11 tackles (11 solo) in a Week 1 win over Washington (9/7)
- Forced a fumble and recovered a fumble and returned it 49 yards in Week 2 against Oakland (9/14). Finished with five tackles
- Made five tackles and recovered a fumble and returned it 24 yards against the New York Giants (9/21) in Week 3
- Recorded five tackles and two passes defended against Buffalo (9/28) in Week 4

JOSEPH'S 2015 SEASON STATISTICS

Date	Opp	GP	GS	Tot	Solo	Asst	Sk	Yds	Int	Yds	Lg	TD	PD	FF	FR	Yds	TD
9/13	KC	1	1	4	4	0	0	0	0	0	0	0	1	0	0	0	0
9/20	at Car	1	1	5	4	1	0	0	0	0	0	0	0	0	0	0	0
9/27	TB	1	1	3	2	1	0	0	0	0	0	0	5	0	0	0	0
10/4	at Atl	1	1	2	2	0	0	0	0	0	0	0	0	0	0	0	0
10/8	IND	1	1	3	3	0	0	0	0	0	0	0	1	0	0	0	0
10/18	at Jax	1	1	6	4	2	0	0	0	0	0	0	1	0	0	0	0
10/25	at Mia	1	1	4	4	0	0	0	0	0	0	0	0	0	1	0	0
11/1	Ten	1	1	6	5	1	0	0	0	0	0	0	2	0	0	0	0
11/16	at Cin	1	1	4	4	0	0	0	1	2	2	0	2	0	0	0	0
11/22	NYJ	1	1	2	2	0	0	0	0	0	0	0	2	0	0	0	0
11/29	NO	1	1	7	5	2	0	0	0	0	0	0	1	0	0	0	0
12/6	at Buf	1	1	3	3	0	0	0	0	0	0	0	1	0	0	0	0
12/13	NE	-	-	-	-	-	-	-	-	-	-	-	-	-	-	-	-
12/20	at Ind	-	-	-	-	-	-	-	-	-	-	-	-	-	-	-	-
12/27	at Ten	-	-	-	-	-	-	-	-	-	-	-	-	-	-	-	-
1/3	Jax	-	-	-	-	-	-	-	-	-	-	-	-	-	-	-	-
2015 Totals		12	12	49	42	7	0	0	1	2	2	0	16	0	1	0	0

Tackles For Loss (TFLs): 1

2015 GAME HIGHS

Tackles	7	vs. New Orleans, 11/29
Passes Defended	5	vs. Tampa Bay, 9/27
Fumble Recoveries	1	at Miami, 10/25
Interceptions	1	at Cincinnati, 11/16
Tackles for Loss	1	vs. New Orleans, 11/29

CAREER GAME HIGHS

Tackles	15	vs. Jacksonville, 11/2/08
Interceptions	2	vs. Buffalo, 11/21/10 (Ryan Fitzpatrick)
Passes Defended	5	twice, last: vs. Tampa Bay, 9/27/15
Fumble Recoveries	1	six times, most recent: at Miami, 10/25/15
Forced Fumbles	2	at Oakland, 9/14/14
TFL	1	10x, last: vs. New Orleans, 11/29/15
QBH	1	2x, last: at Kansas City, 10/20/13

CAREER SEASON HIGHS

Tackles	75	2014
Interceptions	6	2009
Passes Defended	20	2006, 2009
Forced Fumbles	2	2014
Fumble Recoveries	2	2006; 2014
TFL	2	2009, 2010, 2011
QBH	1	2006, 2013

JOSEPH'S CAREER DEFENSIVE STATISTICS

Year	Team	GP	GS	Tot	Solo	Asst	Sk	Yds	Int	Yds	Lg	TD	PD	QBH	TFL	FF	FR	Yds	TD
2006	Cin	16	9	58	46	12	0.0	0.0	0	0	0	0	20	1	-	0	2	7	0
2007	Cin	15	14	58	45	13	0.0	0.0	4	76	42t	1	15	0	-	0	0	0	0
2008	Cin	8	7	42	31	11	0.0	0.0	1	22	22	0	13	0	1	1	1	65	1
2009	Cin	16	16	69	58	11	0.0	0.0	6	92	32	1	20	0	2	1	0	0	0
2010	Cin	12	12	42	37	5	0.0	0.0	3	38	21t	1	8	0	2	0	0	0	0
2011	Hou	15	15	44	40	4	0.0	0.0	4	40	29	0	15	0	2	1	0	0	0
2012	Hou	14	14	57	52	5	0.0	0.0	2	88	52t	1	10	0	0	0	0	0	0
2013	Hou	15	15	47	44	3	0.0	0.0	3	64	32	0	16	1	1	0	0	0	0
2014	Hou	16	16	75	70	5	0.0	0.0	2	85	60t	1	11	0	1	2	2	73	0
2015	Hou	12	12	49	42	7	0.0	0.0	1	2	2	0	16	0	1	0	1	0	0
Career		139	130	541	465	76	0.0	0.0	26	507	60t	5	144	2	10	5	6	145	1

ADDITIONAL STATISTICS

Touchdowns (6): vs. New York Jets, 10/21/07 (42-yard INT return); at Baltimore, 9/7/08 (65-yard fumble return); vs. Pittsburgh, 9/27/09 (31-yard INT return); vs. Buffalo, 11/21/10 (21-yard INT return); vs. Baltimore, 10/21/12 (52-yard INT return); vs. Cincinnati, 11/23/14 (60-yard INT return)

Special Teams Tackles (5): 4, 2007; 1, 2009.

JOHNATHAN JOSEPH

- Tied for the team-high with nine tackles and registered a pass defended at Dallas (10/5)
- Made six solo tackles vs. Indianapolis (10/9) in Week 6
- Recorded a pair of solo tackles vs. Philadelphia (11/2) in Week 9 before leaving the game with an injury
- Registered a pair of tackles and two passes defended at Cleveland (11/16) in Week 11
- Recorded his fifth career interception return for touchdown and the longest of his career on a 60-yard return at the 7:30 mark of the third quarter vs. Cincinnati (11/23). Became the second player in franchise history to have two career interception return for touchdowns (Aaron Glenn, 2002-04). Also had three tackles and a pass defended
- Intercepted Titans QB Zach Mettenberger at the 6:57 mark of the first quarter and returned it 25 yards to the Titans 20 for his second interception of the season in Week 13. Moved into a tie for second place on the franchise's all-time interceptions list with 11. Recorded interceptions in back-to-back games for the first time since 2009 and for the fourth time in his career. Also had three tackles and a pass defended
- Had four tackles and a pass defended at Jacksonville (12/7) in Week 14 and vs. Baltimore (12/21) in Week 16
- Had four solo tackles and two passes defended vs. Jacksonville (12/28) in Week 17

2013 (Houston 15/15):

- Started all 15 games he played in and led the team with three interceptions and 16 passes defended to go along with 55 tackles
- Recorded one solo tackle and two passes defended at San Diego (9/9)
- Recorded seven solo tackles and one pass defended vs. Tennessee (9/15)
- Recorded three tackles (two solo), three passes defended and an interception, tying him for fifth-place all time in franchise history vs. Seattle (9/29)
- Added two more passes defended vs. Oakland (11/17)
- Totaled a season-high nine tackles (eight solo) and two passes defended vs. Jacksonville (11/24)
- Had three solo tackles and an interception returned 31 yards vs. New England (12/1)
- Tied a season high with nine tackles (nine solo) and returned an interception 32 yards at Indianapolis (12/15). The interception was the ninth in his career as a member of the Texans, the fourth-most in franchise history
- Recorded his 16th pass defended on the season before leaving the game with a foot injury, the most he's had as a member of the Texans vs. Denver (12/22)

2012 (Houston 14/14, 2/2):

- Finished the season with 66 tackles (59 solo) and two interceptions
- Made six tackles (four solo) and intercepted a pass and returned it 36 yards vs. Miami (9/9)
- Made six tackles (five solo) and led the defense with three passes broken up at Denver (9/23)
- Made four solo tackles and threw a key block that helped Daniele Manning return an interception 55 yards for a score vs. Tennessee (9/30)
- Registered five solo tackles at the New York Jets (10/8)
- Picked off a Joe Flacco pass and returned it 52 yards vs. Baltimore (10/21) for his first touchdown as a Texan
- Collected seven tackles (six solo) at Chicago (11/11)
- Inactive at Detroit (11/22) and at Tennessee (12/2)
- Recorded nine tackles at New England (12/10)
- Registered five tackles and a pass defended vs. Minnesota (12/23)
- Intercepted his second career pass in postseason play when he picked off QB Andy Dalton and returned it 14 yards in the third quarter in the AFC Wild Card Playoff vs. Cincinnati (1/5/13)
- Had five tackles, including three solo tackles in AFC Divisional Playoff at New England (1/13/13)

2011 (Houston 15/15, 2/2):

- Finished with 44 tackles (40 solo) and tied for the team lead with four interceptions and a team-best 15 passes defended and two forced fumbles
- Started and made five tackles (four solo) and one tackle for loss in the season opener vs. Indianapolis (9/11)
- Intercepted a Chad Henne pass and returned it 5 yards to the 6-yard line setting up a second quarter touchdown at Miami (9/18)
- Recorded interceptions in consecutive games for the third time in his career when he picked off Drew Brees at New Orleans (9/25)
- Intercepted a second-quarter Joe Flacco pass with a return of 2 yards in addition to making seven tackles (five solo) at Baltimore (10/16)
- Was named the Defensive Player of the Game after forcing a fumble, making three solo tackles and breaking up two passes at Tennessee (10/23)
- Made four solo tackles and broke up a pass vs. Cleveland (11/6)
- Had two solo tackles and a hit on Kellen Winslow which forced the ball out where it was intercepted by Brian Cushing at Tampa Bay (11/13)
- Intercepted a second-quarter Blaine Gabbert pass and returned it 29 yards at Jacksonville (11/27)
- Inactive for the season finale vs. Tennessee (1/1/12)
- Recorded six solo tackles, including one for loss, while adding an interception and two passes defended in AFC Wild Card Playoff vs. Cincinnati (1/7/12)
- Recorded two solo tackles and three passes defended in AFC Divisional Playoff at Baltimore (1/15/12)

2010 (Cincinnati 12/12):

- Started 12 games and made 53 tackles
- Ranked second on team in passes defended (11) and interceptions (three)
- Registered four tackles at Cleveland (10/3)
- Intercepted Josh Freeman pass in second quarter and returned it 11 yards vs. Tampa Bay (10/11)
- Made five tackles and had a pass defended at Indianapolis (11/14), helping hold Peyton Manning to season-low 185 passing yards and no touchdowns
- Three tackles and two interceptions (one for a touchdown) vs. Buffalo (11/21), marking the first multi-interception game of his career

2009 (Cincinnati 16/16, 1/1):

- Intercepted Ben Roethlisberger pass and returned it 30 yards for a touchdown vs. Pittsburgh (9/27)
- Intercepted a Derek Anderson pass on the goal line and returned it 32 yards in third quarter at Cleveland (10/3)
- Intercepted a Joe Flacco pass at the goal line in first quarter and returned it 21 yards at Baltimore (10/11)
- Had his first forced fumble of the year when he stripped WR Devin Hester, with LB Dhani Jones recovering for Bengals vs. Chicago (10/25)
- Posted team season-high in passes defended (5) vs. Baltimore (11/8), including a third-quarter INT of Flacco on a deep pass
- Had a team-high four passes defended, with five tackles and a forced fumble in a win at Pittsburgh (11/15)
- Had four tackles at Oakland (11/22), plus a diving interception of Bruce Gradkowski in the fourth quarter
- Picked off a Philip Rivers pass at Bengals 19 in the second quarter and returned it seven yards at San Diego (12/20)
- Five tackles in Wild Card Playoff vs. New York Jets (1/9/10)

2008 (Cincinnati 8/7):

- Returned a Ray Rice fumble 65 yards, produced only Bengals touchdown vs. Baltimore (9/7)
- Tied for team lead in tackles (personal season-high 12), led in solo tackles (10) and led in passes defended (three) vs. Jacksonville (11/2)
- Had his first interception of the year, ending Philadelphia's final scoring threat of the first half when he picked off Donovan McNabb and returned it 22 yards (11/26)

2007 (Cincinnati 15/14):

- Went 42 yards for a touchdown with his first pro interception (off Chad Pennington), and the late fourth-quarter score provided eventual winning points vs. New York Jets (10/21)
- Snagged his second interception vs. Tennessee (11/25), outfighting Bo Scaife for a pass in the first quarter, with a four-yard return
- Intercepted a pass for the second straight game at Pittsburgh (12/2), picking off a Ben Roethlisberger pass at the Steelers 24 in the fourth quarter and returning it 7 yards
- Helped thwart a comeback bid by picking off a Derek Anderson pass at Bengals 5 in the fourth quarter, with 23-yard return vs. Cleveland (12/23)

2006 (Cincinnati 16/9):

- Blocked John Carney's PAT try after Saints' final touchdown in fourth quarter, the first Bengals' blocked PAT since '91 at New Orleans (11/16).
- Tied his season high with seven tackles and tied the team's season high with four passes defended vs. Baltimore (11/30)
- Recovered a fumble on the Raiders' first offensive play vs. Oakland (12/10)

COLLEGE:

- Played two seasons (2004-05) at South Carolina after playing in 2003 at Coffeyville (Kan.) Community College
- Entered NFL Draft after his junior season at South Carolina
- Played only 14 games at South Carolina, due to broken foot that limited him to two games in '04, but still was able to establish himself among the elite cornerbacks in the SEC
- Played in 12 games with 11 starts in '05, when he had four INTs (one for TD)

PERSONAL:

- Attended Northwestern High School in Rock Hill, S.C., where he was all-state in football and all-region in track



KENDALL LAMM TACKLE

63

Height: 6-6 | Weight: 305 | College: Appalachian St. |
Hometown: Charlotte, N.C. | Rookie |
1st with Texans | Age: 23 | Acquired: UDFA-'15 |
2015 GP/GS: 11/3 | Career GP/GS (Playoffs): 11/3 (0/0) |
Teams: Houston, 2015 |

TRANSACTIONS: Signed with the Houston Texans as a rookie free agent on May 8, 2015.

2015 (Houston, 11/3)

- Inactive in Week 1
- Made his NFL debut at Carolina (9/20) and played right tackle
- Played right tackle vs. Tampa Bay (9/27)
- Made his first career NFL start vs. Indianapolis (10/8)
- Notched his first career fumble recovery following a fumble by RB Arian Foster in the second quarter at Jacksonville (10/18)
- Recorded his first career reception for a gain of seven yards in the first quarter at Buffalo (12/6)

2014 (Appalachian State):

- First-team all-Sun Belt Conference honoree
- Started all 12 games at left tackle, protecting the blind side for right-handed quarterbacks Kameron Bryant and Sun Belt Freshman of the Year Taylor Lamb
- Recorded 46 knockdowns and allowed only two sacks over a team-high 817 snaps
- Graded out at 85 percent over 12 games and graded out at 80 percent or higher in all 12 games
- Three-highest knockdown totals came against three of the best defensive fronts Appalachian State faced all season – eight at UL Lafayette, six at Michigan and six at Georgia Southern
- Best grade of the season (90 percent) also came at Michigan
- Clear-cut leader of an offensive line that allowed only 11 sacks all season (tied for eighth among all NCAA Division I FBS teams) and rushed for 241.8 yards per game (19th among all NCAA Division I FBS teams)
- Helped pave the way for the Mountaineers to rush for 1,747 yards (291.2 ypg) and allow only one sack during Appalachian State's six-game winning streak to close the regular season

2013 (Appalachian State):

- Named first-team all-Southern Conference by the league's coaches and second-team by the media
- Started all 12 games at left tackle
- Joined left guard Shaq Counts as the only Mountaineer offensive linemen to appear in all 12 games
- Compiled 28 knockdowns and was charged with allowing only one sack all season (at Furman)

2012 (Appalachian State):

- Started 11-of-12 games at left tackle
- Missed road victory at Chattanooga due to head injury sustained in practice
- Was not charged with surrendering a sack nor did he commit a penalty all season
- Ranked third among Appalachian State's offensive linemen with 672 total plays on the campaign
- Recorded a season-high five knockdowns against The Citadel and Coastal Carolina
- Had two knockdowns in win at top-ranked Georgia Southern

2011 (Appalachian State):

- Started the first seven games of the season at left tackle as a redshirt freshman
- Was credited with four knockdowns in win at The Citadel
- Sustained an ankle injury during walkthroughs and missed two games due to injury ...
- Did not start but did return to action for the regular-season home finale against Western Carolina
- Suspended the following week due to conduct not appropriate for an Appalachian State player and did not play in the final two games of the season

2010 (Appalachian State):

- Redshirted

PERSONAL

- Played at Butler High School for Head Coach Mike Newsome
- First-team all-state honoree as a senior
- Earned all-conference recognition three times and all-Charlotte Observer honors twice
- Helped lead Butler to a 15-0 record, the school's first state championship and a No. 2 national ranking according to PrepNation.com in 2009
- Anchored an offensive line that paved the way for the Bulldogs to average 48.4 points per game as a senior
- Butler was 49-8 during his prep career
- Full name is Kendall Allen Lamm
- Born June 5, 1992
- Son of Candace Lamm
- Graduated from Appalachian State in December 2014 with a bachelor's degree in communication-public relations
- Was a member of Appalachian State athletics' academic honor roll



SHANE LECHLER

PUNTER

Height: 6-2 | Weight: 237 | College: Texas A&M |
Hometown: East Bernard, Texas | 16th NFL Season |
3rd with Texans | Age: 39 | Acquired: UFA-'13 (OAK) |
2015 GP: 12 | Career GP (Playoffs): 250 (8) |
Teams: Oakland, 2000-12; Houston, 2013-15 |

9

TRANSACTIONS: Selected by Oakland Raiders in the fifth round (142nd overall) of the 2000 NFL Draft...Signed by Raiders on July 25, 2000...Re-signed by Raiders as exclusive-rights free agent, July 26, 2002...Signed new contract, Dec. 27, 2002...Signed new contract, Feb. 28, 2005...Signed new contract, Feb. 19, 2009...Signed by Houston Texans as an unrestricted free agent on March 23, 2013.

HONORS:

- Six-time Associated Press All-Pro (2000, 2003-04, 2008-10)
- Seven-time Pro Bowl selection (2001, 2004, 2007-11)
- Associated Press Second-Team All-Pro (2001)
- USA Football All-Fundamental Team (2011)
- PFW/PFWA Golden Toe Award (2009)

CAREER:

- Owns the best gross punting average in NFL history, 47.4
- Played in his 250th career game and tied Pat Leahy, Eddie Murray and Eugene Robinson for the 37th-most career games played in NFL history
- Fastest player in NFL history to reach 50,000 yards punting (1,051 punts) and is just one of six players with 50,000-plus yards punting
- Ranks third all-time in yards punting (59,726), fourth in punts inside the 20 (404), 14th in net average (38.9) and fourth in punts (1,259)
- Seven-time Pro Bowler (2001, 2004, 2007-11)
- Six-time All-Pro (2000, 2003-04, 2008-10)
- Led the NFL in gross average four times (2003-04, 2007, 2009)
- Led the NFL in net average four times (2000, 2007-09)
- Played in 206 games for Oakland from 2000-12, punting 1,014 times for 48,215 yards with 322 punts inside opponents' 20-yard line
- Holds the top five single-season punting averages in Oakland history, including a career-best 51.1 in 2009, and two of the top four single-season punting averages in NFL history: 51.1 (2009, second) and 50.8 (2011, fourth)
- Tied for sixth in Raiders' history with 206 games played
- Set an Oakland franchise record with an 80-yard punt against Chicago (11/27/11)
- Had at least one punt of 50 yards or more in 33 consecutive games from 2003-05, the longest such streak by any player since the AFL/NFL merger in 1970
- Has allowed only three touchdowns on punts in lifetime, at any level, two came in consecutive weeks late in 2007 season and one occurred on 9/22/13
- Has experienced just five blocked punts, and only two since 2006

- Reached 400 career punts pinned inside the 20 and passed Craig Hentrich (399) for the third-most such punts in the NFL since 1976
- Has played in 218 consecutive games, the longest active streak in the NFL
- Set NCAA record for career punting average (44.7) at Texas A&M

2015 (Houston 12/0):

- Punted seven times for 329 yards (47.0 avg., 32.6 net) and pinned one inside the 20-yard line with a long of 57 vs. Kansas City (9/13)
- Punted eight times for 388 yards (48.5 avg., 43.0 net), including a long of 60 yards, and three pinned inside the 20-yard line at Carolina (9/20)
- His punts inside the 20-yard line total marked a single-game season-high at Carolina (9/20)
- His punt total tied for the 11th-most by a Texans player in team history and his yardage total also ranked 11th (9/20)
- Punted six times for 266 yards (44.3 avg., 33.0 net), including a long of 54 yards, and pinned three inside the 20-yard line vs. Tampa Bay (9/27)

LECHLER'S 2015 SEASON STATISTICS

Date	Opp	GP	No	Blk	Yds	Avg	Lg	TB	In20	Net Avg
9/13	KC	1	7	0	329	47.0	57	1	1	32.6
9/20	at Car	1	8	0	388	48.5	60	0	3	43.0
9/27	TB	1	6	0	266	44.3	54	1	3	33.0
10/4	at Atl	1	4	0	194	48.5	60	0	1	41.3
10/8	Ind	1	3	0	123	41.0	55	0	0	35.7
10/18	at Jax	1	3	0	119	39.7	43	1	1	30.7
10/25	at Mia	1	8	0	384	48.0	55	0	2	45.6
11/1	Ten	1	8	0	407	50.9	60	1	2	40.5
11/16	at Cin	1	8	0	374	46.8	64	1	3	38.9
11/22	NYJ	1	8	0	417	52.1	63	2	1	42.3
11/29	NO	1	4	0	189	47.3	51	3	0	29.3
12/6	at Buf	1	7	0	285	40.7	57	0	4	38.4
12/13	NE	-	-	-	-	-	-	-	-	-
12/20	at Ind	-	-	-	-	-	-	-	-	-
12/27	at Ten	-	-	-	-	-	-	-	-	-
1/3	Jax	-	-	-	-	-	-	-	-	-
2015 Totals		12	74	0	3,475	47.0	64	10	21	38.6

2015 GAME HIGHS

Punts	8	5x, last: vs. N.Y. Jets, 11/22
Punt Yards	417	vs. N.Y. Jets, 11/22, 11/1 (8 punts)
Punts Inside 20	4	at Buffalo, 12/6
Long Punt	64	at Cincinnati, 11/16
Average (min. 3 punts)	52.1	vs. N.Y. Jets, 11/22 (8 punts)
Net Average	45.6	at Miami, 10/25
(min. 3 punts)		(8 punts)

LECHLER'S CAREER PUNTING STATISTICS

Year	Team	G	No	Blk	Yds	Avg	Lg	TB	In20	Net Avg
2000	Oak	16	65	1	2,984	45.9	69	10	24	41.6
2001	Oak	16	73	1	3,375	46.2	65	12	23	39.4
2002	Oak	14	53	0	2,251	42.5	70	12	18	37.3
2003	Oak	16	96	0	4,503	46.9	73	13	27	39.9
2004	Oak	16	73	0	3,409	46.7	67	14	22	41.0
2005	Oak	16	82	0	3,744	45.7	64	9	26	40.0
2006	Oak	16	77	1	3,660	47.5	67	19	19	41.9
2007	Oak	16	73	0	3,585	49.1	70	7	25	43.0
2008	Oak	16	90	0	4,391	48.8	70	13	33	44.1
2009	Oak	16	96	0	4,909	51.1	70	12	30	43.9
2010	Oak	16	77	0	3,618	47.0	68	4	27	40.8
2011	Oak	16	78	0	3,960	50.8	80	9	27	40.9
2012	Oak	16	81	1	3,826	47.2	68	9	21	39.0
2013	Hou	16	88	0	4,189	47.6	65	7	34	40.0
2014	Hou	16	83	1	3,845	46.3	71	10	27	38.7
2015	Hou	12	74	0	3,475	47.0	64	10	21	38.6
Career		250	1,259	5	59,726	47.4	80	170	404	38.9

CAREER GAME HIGHS

Punts	11	twice, last vs. Kansas City, 11/15/09
Punt Yards	556	vs. Carolina, 11/9/08 (11 punts)
Punts Inside 20	5	4 times, last vs. Tennessee, 9/15/13
Long Punt	80	vs. Chicago, 11/27/11
Average (min. 3 punts)	59.0	at Denver, 12/24/05 (5 punts)
Net Average	52.2	vs. New York Jets, 10/25/09
(min. 3 punts)		(5 punts)

CAREER SEASON HIGHS

Punts	96	2003 and 2009
Punt Yards	4,909	2009 (96 punts)
Punts Inside 20	34	2013 (88 punts)
Average	51.1	2009
Net Average	43.9	2009

ADDITIONAL STATISTICS

PATs Made-Attempted (7-7): All 7 vs. Kansas City, 11/5/00

FGs Made-Attempted (0-1): vs. Kansas City, 11/5/00 (33 yards)

Kickoffs-Touchbacks (17-1): 2000 - 9-1; 2005 - 3-0; 2006 - 1-0; 2007 - 1-0; 2008 - 1-0; 2009 - 1-0; 2013 - 1-0.

Special Teams Tackles (17): 2001 - 2; 2002 - 3; 2003 - 2; 2006 - 2; 2007 - 1; 2008 - 1; 2010 - 1; 2011 - 1; 2012 - 1; 2013 - 2.

Passing (3-5-49-0): 2011 - 1-3-35-0, 35-yard TD pass to Kevin Boss vs. Cleveland, 10/16/11; 2012 - 1-1-4-0; 2014- 1-1-10-0

Rushing (6-0): 2001 - 1-2; 2005 - 1-2; 2007 - 1-(-4); 2008 - 1-0; 2012 - 2-0.

Fumbles-Lost (2-1): 2001 - 1-0; 2008 - 1-1.

SHANE LECHLER

- Pinned three punts inside the 20-yard line for the second straight game (9/27)
- Punted four times for 194 yards (48.5 avg., 41.3 avg.), including a long of 60 yards, and pinned one inside the 20-yard line at Atlanta (10/4)
- Extended his streak of games pinning at least one punt inside the 20-yard line to eight, dating back to 2014, vs. Atlanta (10/4)
- Punted three times for 123 yards (41.0 avg., 35.7 net), including a long of 55 yards, vs. Indianapolis (10/8)
- Pinned one punt inside the 20-yard line at Jacksonville (10/18)
- Punted eight times for 384 yards (48.0 avg., 45.6 net), including a long of 55 yards, and pinned two inside the 20-yard line, at Miami (10/25)
- Punted eight times for 407 yards (50.9 avg., 40.5 net), including a long of 60 yards, and pinned two inside the 20-yard line vs. TEN (11/1). His gross average is a season-high
- Marked the second straight week and third time this season that he has punted eight times in a game (11/1)
- Passed Lee Johnson (1,226) for the fourth-most career punts in NFL history
- Punted eight times for 374 yards (46.8 avg., 38.9 net), pinning three inside the 20-yard line at Cincinnati (11/16)
- Notched a 64-yard punt in the first quarter, a season-long for the Texans (11/16)
- Punted eight times for 417 yards (52.1 avg., 42.3 net), including a long of 63 yards, and pinned one inside the 20-yard line vs. NY Jets (11/22)
- Reached 400 career punts pinned inside the 20 and passed Craig Hentrich (399) for the third-most such punts in the NFL since 1976
- Punted four times for 189 yards (47.3 avg., 29.3 net), including a long of 51 yards, vs. New Orleans (11/29)
- Punted seven times for 285 yards (40.7 avg., 38.4 net), including a long of 57 yards, and pinned four inside the 20-yard line, at Buffalo (12/6)
- Played in his 250th career game and tied Pat Leahy, Eddie Murray and Eugene Robinson for the 37th-most career games played in NFL history
- Extended his streak of consecutive games played to 218, which leads all active NFL players

2014 (Houston 16/0):

- Finished the season with 83 punts for 3,845 yards (46.3 avg.) and landed 27 punts inside the 20. Owns league's longest active games played streak at 206 games
- Passed Brad Maynard (56,021) in Week 17 vs. Jacksonville for third all-time in punting yards. Lechler has 56,249 yards punting in his career
- Passed Sean Landeta (381) in Week 17 vs. Jacksonville for fourth all-time for punts inside the 20. Lechler has 383 punts inside the 20
- Punted six times for 306 yards (51.0 avg.) with a long of 60 yards in Week 1 against Washington (9/7)
- Punted two times for 100 yards (50.0 avg.) with a long of 65 in Week 2 against Oakland (9/14)
- Punted four times for 205 yards (51.3 avg.) with a long of 64 in Week 3 against the New York Giants (9/21). Also had a punt blocked for the first time since 2006 and converted a fake punt with a 10-yard completion to Alfred Blue in the first quarter
- Punted six times for 250 yards (41.7 avg.) with three punts inside 20-yards vs. Buffalo (9/28) in Week 4
- Averaged 46.6 yards on six punts, including a 60-yarder in the first quarter at Dallas (10/5) in Week 5
- Set a franchise record with a 71-yard punt in the third quarter vs. Indianapolis (10/9). Averaged 54.5 yards on four punts, which is the second-highest for a single game (minimum of four punts) in franchise history
- Dropped a season-high four punts inside the 20-yard line at Tennessee (10/26) in Week 8. Averaged 44.8 yards on six punts
- Played in his 200th consecutive game, the longest active streak in the NFL at Cleveland (11/16) in Week 11. Averaged 39.4 yards on five punts
- Punted seven times for 299 yards (42.7 avg.) and landed three punts inside the 20. Passed Matt Turk (373) for fifth all-time for punts inside the 20-yard line
- Punted eight times for 361 yards (45.1 avg.) and landed three punts inside the 20 vs. Baltimore (12/21) in Week 16

- Punted six times for 278 yards (46.3 avg.) and landed four punts inside the 20 vs. Jacksonville (12/28) in Week 17.

2013 (Houston 16/0):

- Finished the season with a franchise-record 47.6 gross punting average and a career-best 34 inside the 20
- Made his Texans debut and had three punts for 135 yards (45.0 avg.), including three inside the 20-yard line at San Diego (9/9)
- Had seven punts for 338 yards (48.3 avg.), including tying a career-high five inside the 20-yard line vs. Tennessee (9/15)
- Had five punts for 252 yards (50.4 avg.), including three inside the 20-yard line at Baltimore (9/22)
- Had five punts for 249 yards (49.8 avg.) at Kansas City (10/20)
- Had seven punts for 412 yards (58.9 avg.), good for the seventh-highest single-game average in NFL history and highest single-game average in franchise history at Arizona (11/10). Also, booted a season-long 65-yarder in the game
- Moved into fifth place on the all-time yards punting list in the game against Oakland (11/17)
- Moved into fourth place on the all-time yards punting list in the game vs. Denver (12/22)
- Recorded three punts inside the 20-yard line to set a career high of 34 in a season at Tennessee (12/29)

2012 (Oakland 16/0):

- Averaged 47.2 gross yards and 39.0 net yards on 81 punts, including 21 inside the 20
- Averaged 54.7 yards (45.6 net) on nine punts in Weeks 9-10, with two inside the 20 and no touchbacks; for just the second time in his distinguished career, averaged at least 54.5 gross yards in consecutive games, and the first instance (Dec. 24, 2011, to Jan. 1, 2012) included a game in which he punted just once
- Opened training camp on the Active/Non-Football Injury List
- Began punting again Aug. 18, after passing his physical
- Voted a 2012 captain by his teammates Sept. 3
- Saw Chargers deflect his first blocked punt in six years (9/10)
- Despite a deflection of his second-quarter punt, which traveled only 2 yards, still averaged 49.4 gross and 43.4 net, on his seven total punts against Denver (9/30)
- Calmly made one of the most important plays of a 26-23 overtime win against Jacksonville (10/21), securing a slightly offline snap in time to place the ball for Sebastian Janikowski's game-tying extra point with less than three minutes left in the fourth quarter
- Threw his fourth career pass, a completion to Taiwan Jones on a second-quarter fake punt vs. Tampa Bay (11/4);
- Turned in one of the finest days of an impressive career, averaging 54.8 (gross) and 47.6 (net), including a 60-yarder, and a 53-yarder downed at the 2 early in the second quarter at Baltimore (11/11)
- Averaged 42.0 net yards on six punts, and posted a season high by pinning an opponent inside its own 20 three times at Cincinnati (11/25)
- Posted the 1,000th punt of his career vs. Kansas City (12/16)
- Averaged a stellar 43.8 yards on five punts and placed four inside the opponents' 20 for the 14th time in his career against Carolina (12/23); posted a 41.0 net average

2011 (Oakland 16/0):

- Named to AFC Pro Bowl squad for fifth straight season
- Punted 78 times for 3,960 yards and ranked second in the NFL in gross average (50.8) and fifth in the NFL in net average (40.9)...his gross average ranks as the fourth-highest in NFL history
- Attempted the first three passes of career, including first career touchdown, on a fake field goal in Week 6 against Cleveland
- Placed 27 punts inside the 20-yard line
- Tied a then-franchise record with a 77-yard punt and averaged a season-high 58.2 yards per attempt at Denver (9/12)
- Completed first career pass, connecting with TE Kevin Boss for a 35-yard touchdown on a fake FG in 24-17 win vs. Cleveland (10/16)
- Broke own franchise record with an 80-yard punt vs. Chicago (11/27)...Limited Devin Hester to two returns for 7 yards and pinned Bears inside 20 on three occasions in 25-20 win

LECHLER'S CAREER PLAYOFF DEFENSIVE STATISTICS

Date	Team	GP	No	Blk	Yds	Avg	Lg	TB	In20	Net Avg
1/6/01	*vs. MIA (Div)	1	5	0	234	46.8	54	0	1	31.6
1/14/01	*vs. BAL (Conf)	1	7	0	315	45.0	64	0	4	36.7
1/12/02	*vs. NYJ (WC)	1	2	0	89	44.5	49	2	0	24.5
1/19/02	*at NE (Div)	1	9	0	352	39.1	51	2	1	29.2
1/12/03	*vs. NYJ (Div)	1	3	0	108	36.0	39	0	2	36.0
1/19/03	*vs. TEN (Conf)	1	3	0	120	40.0	46	0	1	36.3
1/26/03	*at TB (SB)	1	5	0	195	39.0	53	0	2	34.0
Career		7	34	0	1413	41.6	64	4	11	32.8

* - With Oakland

SHANE LECHLER

- Had a 71-yard punt at Green Bay (12/11)
- Had a 76-yard punt that ranked as the fourth-longest in Oakland franchise history at Kansas City (12/24)

2010 (Oakland 16/0):

- Named to fourth straight Pro Bowl and tabbed for first-team All-Pro honors by Associated Press
- Punted 77 times for 3,618 yards and ranked second in the NFL in both gross (47.9) and net (40.8) average
- Placed 27 punts inside the 20
- Averaged a season-high 54.8 yards per punt, including a season-long 68-yarder at Tennessee (9/12)
- Placed a season-high four punts inside the 20 vs. Houston (10/3)

2009 (Oakland 16/0):

- Named to third straight Pro Bowl after leading NFL in gross (51.1) and net (43.9) average
- Recipient of the PFW/PFWA Golden Toe Award, presented to the NFL's top punter or kicker
- Tied a career high with 96 punts, for a career-best 4,909 yards
- Placed 30 punts spotted inside the 20-yard line and registered a punt of 50-or-more yards in all 16 games
- Posted 12 punts of 60-or-more yards
- Had a season-long 70-yard punt at Kansas City (9/20)
- Tied career highs with 11 punts and five inside the 20 vs. Kansas City (11/15)
- Set a season high with a 54.8 gross average, with a long of 69 at Dallas (11/26)

2008 (Oakland 16/0):

- Named to his fourth Pro Bowl after leading the NFL in net average (41.2) and ranking second in gross average (48.8)
- Punted 90 times for 4,391 yards and had a career-high 33 punts inside the 20
- Registered a punt of 50 or more yards in all 16 games and posted 14 punts of 60 or more yards
- Registered a season-long 70-yard punt vs. San Diego (9/28)
- Tied a career high with five punts inside the 20 vs. New York Jets (10/19)
- Set career highs with 11 punts and 556 yards vs. Carolina (11/9), eclipsing his previous best of 10, as a rookie
- Registered a season-best 58.7 gross average at Denver (11/23)

2007 (Oakland 16/0):

- Earned his third Pro Bowl selection after leading the NFL in both gross (49.1) and net (41.1) average
- Registered a punt of 49 yards or more in all 16 games and had just seven touchbacks, the fewest in his career
- Punted 52 yards to pin Detroit at its 1-yard line in first quarter (9/9)
- Twice pinned the Broncos inside their 10-yard line, one of which led to a Raiders sack in the end zone for a safety at Denver (9/16)
- Had a 69-yard punt in the first quarter and downed the Browns inside their 10 with just over a minute remaining in 26-24 win vs. Cleveland (9/23)
- Punted nine times and helped limit Devin Hester to just 2.3 yards per return, while making one special-teams tackle vs. Chicago (11/11)
- For first time in life at any level, allowed a touchdown return, when Will Blackmon scored on a 57-yard runback in second quarter at Green Bay (12/9)

2006 (Oakland 16/0):

- Played in 16 games and punted 77 times for 3,660 yards, setting a then-club record with a 47.5-yard gross average
- Key in 20-13 win against defending Super Bowl champions, limiting Santonio Holmes to just two returns on seven punts, including three fair catches, two inside the Steelers' 15 vs. Pittsburgh (10/29)
- Punted a season-high 10 times at Seattle (11/6)

2005 (Oakland 16/0):

- Played in all 16 games and punted 82 times for 3,744 yards (45.7 avg.)
- Extended his streak of consecutive games with a punt of 50 yards or more to 33, eclipsing the previous best, a 30-game stretch by Seattle's Rick Tuten from 1993-95, as the longest since the 1970 merger
- Launched 34 punts of 50 yards or more and had two travel at least 60. Had his best season in terms of placement, downing a career-high 26 punts inside the opponent's 20
- His 45.7 gross average ranked second in the NFL, just 0.003 yards behind Buffalo's Brian Moorman
- Recorded an AFC single-game season best gross average of 51.0 yards vs. Kansas City (9/18)
- With a long of 49, snapped his streak of consecutive games with a punt of 50-plus at 33 at New York Jets (12/11)
- Recorded longest punt of season with 64-yarder in second quarter at Denver (12/24)
- Punted a season-high nine times; also placed a season-high four punts inside 20 vs. New York Giants (12/31)

2004 (Oakland 16/0):

- Named to the Pro Bowl for the second time after leading the NFL in gross average for second straight year (46.7)
- Had a punt travel at least 50 yards in every game, booming 29 such punts overall, and had 10 of more than 60 yards
- Had 22 punts downed inside 20
- Punted four times for 222 yards (55.5) including punts of 61 and 64 yards at Indy (10/10)
- Averaged a season-high 55.7 yards on three punts for 167 yards and boomed his seventh punt of 60-plus yards with a season-long 67-yarder in the fourth quarter at Carolina (11/7)...Also launched a 56-yarder that landed at the Carolina 1 before Oakland downed it at the 3
- Boomed 67-yarder from the Raiders' 19 to the Atlanta 14 (12/12)...Landed two of his four punts inside the Falcons' 20, one downed at the 10
- Had two punts downed inside the 20, one that pinned Titans at their 13-yard line with 25 seconds remaining in the game to set up a game-clinching safety vs. Tennessee (12/19)

2003 (Oakland 16/0):

- Named to the Associated Press All-Pro team
- Led NFL with a career-high 4,503 punting yards and posted career highs in attempts (96 – tied in 2009) and punts downed inside the 20 (27 – surpassed in 2008)
- Boomed eight punts of more than 60 yards and two of more than 70
- Averaged more than 50 yards per punt in six games
- His 96 punts tied Ray Guy (1981) for second highest total in Raiders history, behind Leo Araguz (98 in 1998)

2002 (Oakland 14/0, 3/0):

- Helped AFC champion Raiders to Super Bowl with 53 punts for 2,251 yards (42.5), ranking fourth in the AFC and eighth in the NFL
- Placed 18 inside the 20, with only 12 touchbacks
- Inactive for first two games of the season due to quad injury
- Returned from quad injury to make regular-season debut and punted three times for 134 yards (44.7 average) vs. Tennessee (9/29)
- Punted five times for 250 yards (50.0) with a season-long 70-yarder at Buffalo (10/6)
- Placed all three punts inside the 20, a season high vs. New England (11/17)
- Tied a season-high with three punts inside the 20 at Miami (12/15)
- Pinned Titans inside 20 on one occasion in AFC championship vs. Tennessee (1/19/03)
- Punted five times for 195 yards (39.0) with a long of 53 yards and two punts placed inside the 20 in Super Bowl XXXVII vs. Tampa Bay (1/26/03)

2001 (Oakland 16/0, 2/0):

- Named to his first Pro Bowl following a spectacular season in which he punted 73 times for 3,375 yards, a 46.2-yard gross average that ranked first in the AFC and second in the NFL
- Pinned opponents inside the 20 on nearly one of every three punts (23-of-73)
- Tied for second in the AFC and third in the NFL with 21 punts of more than 50 yards, and led conference and ranked third in league with eight of better than 60 yards
- Named second-team AP All-Pro, Pro Football Weekly All-AFC, first-team Football Digest All-Pro, and second-team College and Pro Football News Weekly All-Pro
- Hit a season-high 65-yarder at Kansas City (9/9)
- Set season highs with seven punts for 345 yards (49.3 average) at Miami (9/23)
- Punted twice in AFC Wild Card game vs. New York Jets (11/12/02) for 89 yards and had a long punt of 49 yards
- Saw action in snowy AFC Divisional game at New England (1/19/02) and tied Ray Guy for most punts in a Raiders playoff contest, with nine, for 352 yards (39.1 average)...Had a long punt of 51 yards
- In the Pro Bowl (2/2/03), broke the game's record on two occasions with 70- and 73-yard punts, eclipsing the previous mark, 64 yards (Tom Wittum, 1974, and Darren Bennett, 1996)

2000 (Oakland 16/0, 2/0):

- Had a record-breaking rookie season by punting 65 times for 2,984 yards
- Selected first-team All-Pro by the AP, College & Pro Football Newsweekly, The Sporting News and USA Today
- Picked up second-team honors from Football Digest, and garnered all-rookie team accolades from Football News and Pro Football Weekly
- Averaged 45.91 yards, the second-best punting average by a rookie in NFL history (Frank Sinkwich with Detroit in 1943 averaged 45.92)
- That gross average ranked second in the NFL and broke Ray Guy's 1973 Oakland franchise record of 45.3. Led NFL in net average (38.0), and tied for second in NFL with 45.9 gross mark, and had 24 inside the 20
- Recorded five punts of 60 or longer and 19 of 50 or longer
- Made NFL debut and amassed 10 punts for 424 yards (42.4) with a season-high five downed inside the 20 vs. San Diego (9/3)
- Served as kicker in place of an injured Sebastian Janikowski, kicking off eight times with one touchback vs. Kansas City (11/5)...Connected on all seven PATs and missed his lone FG attempt, a 33-yarder...(11/16) at NO: Registered a season-high 54.8-yard average to earn AFC Special Teams Player of the Week
- Named AFC Special Teams Player of the Week for a second time, punting seven times for 311 yards (44.4) and placing four inside the 20 vs. New York Jets (12/10)

SHANE LECHLER

- Punted five times for 234 yards (46.8) with a long of 54 in AFC Divisional playoff vs. Miami (1/6/01)
- Punted seven times for 315 yards (45.0) in AFC Championship vs. Baltimore (1/14/01), placing four inside 20, with long of 64

COLLEGE:

- Finished college career at Texas A&M as NCAA career record holder in gross average (44.7) and game with a gross average of at least 40.0 yards (37)
- A two-time All-American and a three-time first-team All-Big 12 selection, finished his career with 268 punts for 11,977 yards
- Set school and Big 12 records in career punts, yardage, career gross (44.7) and net average (40.6), career 40- (37) and 50-yard (10) game averages and single-season gross average (46.9, 1997)
- Did not have a punt blocked and did not allow a punt return for a touchdown during his career
- As a senior, earned first-team All-America after averaging 46.5 yards on 60 punts... Posted 17 coffin-corner kicks and produced nine fair catches...Broke his own single-game record with a 57.2 average against Texas Tech, in addition to a 42.7 net, which beat his own school record by over a yard...Also handled kickoff duties and was the holder on placements before taking over the place kicker job for the final two games of the season
- Connected on six of eight extra points and on his lone field-goal attempt
- As a junior first-team All-American, averaged 43.6 yards per boot and recorded 21 coffin-corner punts and Compiled a 39.2-yard net average... Threw a touchdown pass on a fake field goal against Texas Tech
- As sophomore, earned first-team All-Big 12 honors and All-America honorable mention after averaging 47.0 yards per punt...His 1997 average shattered the A&M record of 43.8 set by David Davis in 1992...His season net average was 41.3, which broke the school record of 40.1... Earned Big 12 Special Teams Player of the Week honors after averaging 44.0 yards on six punts in the rain vs. Texas
- History major

PERSONAL:

- As starting quarterback, punter and placekicker, led East Bernard (Texas) High School to a 12-2 record and the quarterfinals of the Texas 2A state quarterfinals as a senior... Completed 87-of-101 passes (86.1 percent) for 1,640 yards and 11 touchdowns
- Passed for nearly 5,000 yards, and averaged 41.6 yards per punt, including 85- and 78-yarders
- Also played baseball, basketball and golf, and competed in track
- Father, Dale, played football at Baylor before coaching Texas high-school football for 17 years
- Mother, Javon, was a point guard at Baylor
- Wife, Erin, was an All-America volleyball player at Texas A&M
- Brother, Derek, also punted for Texas A&M
- One grandfather, Ed, played quarterback at Mississippi State; another grandfather, Buddy Attaway, played at Baylor before signing with the Pittsburgh Steelers
- Worked Ray Guy camps, learning the legend's approach to games, between seasons during college



BENARDRICK McKINNEY 55

INSIDE LINEBACKER

Height: 6-4 | Weight: 246 | College: Mississippi State |
Hometown: Tunica, Miss. | Rookie |
1st with Texans | Age: 22 | Acquired: D2-'15 |
2015 GP/GS: 10/7 | Career GP/GS (Playoffs): 10/7 (0/0) |
Teams: Houston, 2015 |

TRANSACTIONS: Selected by the Houston Texans with the 11th pick in the third round (43rd overall) of 2015 NFL Draft.

2015 (Houston, 10/7):

- Made one special teams tackle in his NFL debut vs. Kansas City (9/13)
- Talled the first two tackles, including one for loss, of his career at Carolina (9/20)
- Made his first NFL start vs. Tampa Bay (9/27)
- Recorded two tackles (one solo) and one special teams tackle (9/27)
- Posted a career-high three tackles in his second straight start of the season at Atlanta (10/4)
- Finished second on the team with a career-high seven tackles, including six solo stops vs. Indianapolis (10/8)
- Inactive in Weeks 7-8
- Played and started in his first game (11/16) since Week 6 at Jacksonville (10/18)
- Led the team with a career-high nine tackles (six solo), including one for loss at Cincinnati (11/16)

CAREER AT MISSISSIPPI STATE:

- One of the all-time great linebackers in Mississippi State history, becoming the program's first first-team All-America linebacker since 1999
- Mississippi State's top tackler in his final two seasons
- Played in 39 games with 36 starts in three seasons
- Recorded 244 tackles, 19.5 tackles for loss, 7.5 sacks, seven passes defended and six fumble recoveries

2014 (Mississippi State):

- The leader of the 'psycho defense' who earned first-team All-America honors from the Football Writers Association, ESPN, Phil Steele and Sports Illustrated
- Started all 13 games at middle linebacker and for the second straight year, was the Bulldogs' top tackler recording 71 with eight tackles for loss, three sacks, four passes defended, three fumble recoveries and one forced fumble
- Concluded his career with a team-best 10 tackles in the Orange Bowl against Georgia Tech
- Totaled nine tackles, one sack and one tackle for loss against No. 6 Texas A&M (10/4)
- Tied a team-high with seven tackles in the win at No. 8 LSU (9/20)
- Named MSU's Defensive Player of the Week following the win vs. UAB (9/6) after tallying a game-high 12 tackles to go along with a career-best 3.5 tackles for loss
- Became the first MSU player since Fletcher Cox in October 2011 to record at least 3.5 tackles for loss in a single game
- Recovered a fumble, made five tackles and had a PD against No. 2 Auburn (10/11)
- Made four solo tackles, forced a fumble for the first time in his career and also recovered a fumble in the road win at Kentucky (10/25)

2013 (Mississippi State):

- Named to College Football News' All-Sophomore squad
- Racked up a team-best 71 total tackles, which ranked fourth among all sophomores in the SEC
- Tied for the team lead in tackles for loss with 7.0 for a loss of 44 yards
- Tops among all Bulldogs in sacks with 3.5 for a loss of 36 yards
- Also recovered two fumbles during the year
- Recorded a team second-best seven tackles in season-opener versus Oklahoma State (8/31)
- Turned in year's best game at Auburn (9/14), leading team with nine tackles
- Got off to a strong start against the Tigers, recording four stops in the opening quarter, and six in the initial half
- Tied for team lead with five tackles against Troy (9/21), all in the first half
- Returned a fumble 26 yards in the opening quarter against the Trojans
- Tied for the team lead with eight tackles versus Bowling Green (10/12)
- Finished second on the squad with 10 tackles against Kentucky (10/24), including five in the opening quarter
- Recorded first sack of the season at South Carolina (11/2), hitting Connor Shaw for a 13-yard loss in the first quarter
- Booked a personal-best 1.5 sacks at Texas A&M (11/9), dropping Johnny Manziel twice for a combined loss of 19 yards
- Paced the Bulldogs with six total tackles against the Aggies

2012 (Mississippi State):

- Named a First-Team Freshman All-American by CBSSports.com, FoxSportsNext, Phil Steele and CollegeFootballNews.com

- Burst onto the scene as one of the top underclassmen linebackers in the country, playing in all 13 games, including starts in the last 10
- Led all SEC freshmen and tied for second among freshman in the FBS with 102 tackles, which also ranked sixth overall in the SEC
- Earned All-SEC Freshman honors by the SEC coaches and ESPN.com
- Totaled 4.5 tackles for loss, a sack, four pass breakups and a fumble recovery
- Collected four tackles each in the wins versus Jackson State and Auburn, before making eight tackles in road debut at Troy
- Recorded a career-high 1.5 tackles for loss to go with eight total tackles in the home victory against South Alabama
- Named Co-SEC Freshman of the Week after posting 12 tackles (10 solo), 1.0 tackles for loss and first two career pass breakups in the SEC road win at Kentucky
- Racked up a career-high 14 tackles the next week at home against Tennessee
- Collected five tackles in homecoming win versus Middle Tennessee State
- Registered a 13-yard sack and four tackles at Alabama
- Made career-best 14 tackles at home versus Texas A&M
- Totaled six tackles and a pass breakup at LSU
- Talled eight stops and a fumble recovery in victorious home finale against Arkansas
- Finished season with 10 tackles, a tackle for loss and a pass breakup at Ole Miss
- Recorded five tackles in the last game against Northwestern in the Gator Bowl

2011 (Mississippi State):

- Sat out his first season as a redshirt freshman

PERSONAL:

- A top defensive prospect in the state of Mississippi and was the first Rosa Fort player to sign with an SEC program since 2001
- Led the RFHS Lions to a 3-3 finish in Region 2 play and a first-round playoff appearance in the Class 4A state playoffs
- Selected by the state's high school coaches to the North/South All-Star Game as a linebacker
- Started at quarterback for Rosa Fort during senior season and accounted for 2,036 total yards of offense and 22 touchdowns with 1,334 passing and 702 yards on the ground
- Credited with 66 tackles from linebacker spot
- Threw for 530 yards with five touchdowns as a junior
- Started for the Rosa Fort basketball team

MCKINNEY'S 2015 SEASON STATISTICS

Date	Opp	GP	GS	TotSolo	Asst	Sk	Yds	Int	Yds	Lg	TD	PD	FF	FR	Yds	TD
9/13	KC	1	0	0	0	0	0	0	0	0	0	0	0	0	0	0
9/20	at Car	1	0	2	1	1	0	0	0	0	0	0	0	0	0	0
9/27	TB	1	1	2	1	1	0	0	0	0	0	0	0	0	0	0
10/4	at Atl	1	1	3	2	1	0	0	0	0	0	0	0	0	0	0
10/8	IND	1	0	7	6	1	0	0	0	0	0	0	0	0	0	0
10/18	at Jax	1	1	3	2	1	0	0	0	0	0	0	0	0	0	0
10/25	at Mia	-	-	-	-	-	-	-	-	-	-	-	-	-	-	-
11/1	Ten	-	-	-	-	-	-	-	-	-	-	-	-	-	-	-
11/16	at Cin	1	1	9	6	3	0	0	0	0	0	0	0	0	0	0
11/22	NYJ	1	1	5	3	2	0	0	0	0	0	0	0	0	0	0
11/29	NO	1	1	4	2	2	0	0	0	0	0	0	0	0	0	0
12/6	at Buf	1	1	4	2	2	0	0	0	0	0	0	0	0	0	0
12/13	NE	-	-	-	-	-	-	-	-	-	-	-	-	-	-	-
12/20	at Ind	-	-	-	-	-	-	-	-	-	-	-	-	-	-	-
12/27	at Ten	-	-	-	-	-	-	-	-	-	-	-	-	-	-	-
1/3	Jax	-	-	-	-	-	-	-	-	-	-	-	-	-	-	-
2015 Totals		10	7	39	25	14	0	0	0	0	0	0	0	0	0	0

Special Teams Tackles: 3

Tackles For Loss (TFLs): 3

2015 GAME HIGHS

Tackles 9 at Cincinnati, 11/16
Tackles For Loss 1 3x, last: vs. New Orleans, 11/29
Spec. Tms. Tackles 2 vs. Tampa Bay, 9/27



WHITNEY MERCILUS OUTSIDE LINEBACKER

59

Height: 6-4 | Weight: 258 | College: Illinois |
Hometown: Akron, Ohio | 4th NFL Season |
4th with Texans | Age: 25 | Acquired: D1, 2012 (26th overall)
2015 GP/GS: 12/8 | Career GP/GS (Playoffs): 59/41 (2/0) |
Teams: Houston, 2012-15 |

TRANSACTIONS: Selected by Houston Texans in the first round (26th overall) of the 2012 NFL Draft...Signed by Texans on June 14, 2012...Re-signed with the Texans on May 4, 2015.

CAREER:

- Ranks fourth in franchise history with 24.5 sacks
- Tied the franchise rookie record for sacks with 6.0 in 2012
- Has appeared in two career playoff games, totaling one tackle and one special teams tackle

2015 (Houston 12/8):

- Posted two tackles and one pass defended vs. Kansas City (9/13)
- Made four tackles (two solo) and one special teams tackle at Carolina (9/20)
- Compiled two tackles (one solo), one tackle for loss, and one fumble recovery vs. Tampa Bay on (9/27)
- Registered his first 2.0 sacks of the season and passed Connor Barwin (19.0) for the fourth-most career sacks in Texans history (10/18)
- Recorded the sixth multiple-sack game of his career at Jacksonville (10/18)
- Brought down Jaguars QB Blake Bortles for a 7-yard loss in the second quarter and a 5-yard loss in the fourth quarter at Jacksonville (10/18)
- Posted a career-high 3.5 sacks vs. Tennessee (11/1), which is tied for the second-most in a game in Texans history (Connor Barwin, 4.0 at JAX, 11/27/11, and Mario Williams, 3.5 vs. DEN, 12/13/07)
- Tied for second on the team with seven tackles (six solo), while adding four tackles for loss and four quarterback hits vs. Tennessee (11/1)
- Recorded his second multiple-sack game of the season and seventh of his career (11/1)
- Made his third sack of the season and 21st of his career when he took down Mettenberger for a loss of six yards in the second quarter vs. Tennessee (11/1)
- Notched his fourth sack of the season and 22nd of his career after bringing down Mettenberger for a 7-yard loss in the third quarter vs. Tennessee (11/1)
- Tallied his fifth sack of the season and 23rd of his career after tackling Mettenberger for a 6-yard loss in the fourth quarter vs. Tennessee (11/1)
- Split a 9-yard sack of Mettenberger in the fourth quarter with DE J.J. Watt vs. Tennessee (11/1), bringing his game total to 3.5, season total to 5.5 and career total to 23.5
- Recorded a tackle for loss in the first quarter when he brought down Titans RB Antonio Andrews for a 2-yard loss vs. Tennessee (11/1)
- Finished with five tackles, including three for loss, and a sack at Cincinnati (11/16)
- The three tackles for loss are the 2nd-most he's recorded in a game in his career (11/16)
- Has tallied seven tackles for loss in the last two games (Weeks 8 & 10)
- Registered four tackles (three solo) and one pass defended at Buffalo (12/6), his second of the year and first since Week 1 against Kansas City (9/13)

2014 (Houston 15/13):

- Started 13 of 15 games and registered 50 tackles, 5.0 sacks, 11 quarterback hits, nine tackles for loss and two forced fumbles

- Started and recorded a tackle at Oakland (9/14) in Week 2
- Made five tackles against the New York Giants (9/21) in Week 3
- Recorded two quarterback hits and made two tackles vs. Buffalo (9/28) in Week 4
- Made five tackles and added a tackle for loss and a quarterback hit at Dallas (10/5) in week 5
- Recorded six tackles, two TFLs and a quarterback hit vs. Indianapolis (10/9) in Week 6
- Recorded the fourth multi-sack game of his career at Pittsburgh (10/20). Strip-sacked Ben Roethlisberger in the first quarter and finished the game with five tackles, two tackles for loss, one quarterback hit and one pass defended. Moved into a tie for fifth on the franchise's all-time sack list, matching Kailee Wong's (2002-06) 15 career sacks
- Had a multi-sack game for the fifth time in his career and second time this season vs. Philadelphia (11/2) in Week 9. Tied for the team lead with a career-high nine tackles. Set a season high with three quarterback hits and tied a season high with two tackles for loss and now has a career best seven tackles for loss on the season
- Made five tackles vs. Cincinnati (11/23) in Week 12
- Had three tackles and a tackle for loss vs. Tennessee (11/30) in Week 13
- Inactive in Week 15

MERCILUS' 2015 SEASON STATISTICS

Date	Opp	GP	GS	Tot	Solo	Asst	Sk	Yds	Int	Yds	Lg	TD	PD	FF	FR	Yds	TD
9/13	KC	1	1	2	1	1	0	0	0	0	0	0	1	0	0	0	0
9/20	at Car	1	0	4	2	2	0	0	0	0	0	0	0	0	0	0	0
9/27	TB	1	1	2	1	1	0	0	0	0	0	0	0	0	1	0	0
10/4	at Atl	1	1	2	2	0	0	0	0	0	0	0	0	0	0	0	0
10/8	IND	1	0	3	1	2	0	0	0	0	0	0	0	0	0	0	0
10/18	at Jax	1	1	3	3	0	2.0	12	0	0	0	0	0	0	0	0	0
10/25	at Mia	1	0	2	1	1	0	0	0	0	0	0	0	0	0	0	0
11/1	Ten	1	0	7	6	1	3.5	23.5	0	0	0	0	0	0	0	0	0
11/16	at Cin	1	1	5	4	1	1.0	1	0	0	0	0	0	0	0	0	0
11/22	NYJ	1	1	2	0	2	0	0	0	0	0	0	0	0	0	0	0
11/29	NO	1	1	1	1	0	0	0	0	0	0	0	0	0	0	0	0
12/6	at Buf	1	1	4	3	1	0	0	0	0	0	0	1	0	0	0	0
12/13	NE	-	-	-	-	-	-	-	-	-	-	-	-	-	-	-	-
12/20	at Ind	-	-	-	-	-	-	-	-	-	-	-	-	-	-	-	-
12/27	at Ten	-	-	-	-	-	-	-	-	-	-	-	-	-	-	-	-
1/3	Jax	-	-	-	-	-	-	-	-	-	-	-	-	-	-	-	-
2015 Totals		12	8	37	25	12	6.5	36.5	0	0	0	0	2	0	1	0	0

Special Teams Tackles: 2

Tackles for Loss (TFLs): 11

Quarterback Hits (QBHs): 9

2015 GAME HIGHS

Tackles	7	vs. Tennessee, 11/1
Sacks	3.5	vs. Tennessee (Z. Mettenberger), 11/1
Fumble Recoveries	1	vs. Tampa Bay 9/27/15
TFL	4	vs. Tennessee, 11/1
QBH	4	vs. Tennessee, 11/1
Passes Defensed	1	2x, last: at Buffalo 12/6

CAREER GAME HIGHS

Tackles	9	vs. Philadelphia, 11/2/14
Sacks	3.5	vs. Tennessee (Z. Mettenberger), 11/1/15
Forced Fumbles	1	4x, most recent: vs. Baltimore, 12/21
Fumble Recoveries	1	2x, last: vs. Tampa Bay 9/27/15
TFL	4	vs. Tennessee, 11/1/15
QBH	4	2x, last: vs. Tennessee, 11/1/15

CAREER SEASON HIGHS

Tackles	50	2014
Sacks	7.0	2013
Forced Fumbles	2	2012, 2014
Fumble Recoveries	1	2012, 2015
Passes Defensed	1	2012, 2015
TFL	9	2014
QBH	18	2013

MERCILUS' CAREER DEFENSIVE STATISTICS

Year	Team	GP	GS	Tot	Solo	Asst	Sk	Yds	Int	Yds	Lg	TD	PD	QBH	TFL	FF	FR	Yds	TD
2012	Hou	16	4	18	15	3	6.0	17.0	0	0	0	0	1	7	6	2	1	0	0
2013	Hou	16	16	47	33	14	7.0	36.0	0	0	0	0	0	18	6	0	0	0	0
2014	Hou	15	13	50	31	19	5.0	30.0	0	0	0	0	0	11	9	2	0	0	0
2015	Hou	12	8	37	25	12	6.5	36.5	0	0	0	0	2	9	11	0	1	0	0
Career		59	41	152	104	48	24.5	119.5	0	0	0	0	3	45	32	4	2	0	0

ADDITIONAL STATISTICS

Special Teams Tackles (9): 2012- 7; 2015 -2.

WHITNEY MERCILUS

- Had three tackles and forced his second fumble of the season vs. Baltimore (12/21) in Week 16
- Sacked Blake Bortles for 3 yards vs. Jacksonville (12/28) in Week 17. Finished with three tackles and added a tackle for loss and a quarterback hit

2013 (Houston 16/16):

- Started all 16 games at weakside linebacker and recorded career-bests of 65 tackles, 7.0 sacks and 18 quarterback hits while tying a career-high with 6 tackles for loss
- Recorded seven tackles (five solo) and a sack for a loss of 6 yards at San Diego (9/9)
- Recorded career highs in tackles (eight, four solo) and sacks (2.5) vs. Seattle (9/29)
- Recorded six tackles (three solo) and a sack at San Francisco (10/6)
- Added another sack to go along with four solo tackles vs. Jacksonville (11/24)
- Tied his career-high of 6.0 sacks in a season with a half-sack vs. New England (12/1)
- Set a career high with his seventh sack of the season vs. Denver (12/22)

2012 (Houston 16/4, 2/0):

- Tied the Texans rookie record for sacks in a season with 6.0
- Made his Texans and NFL debut at OLB in the season opener vs. Miami (9/9)
- Had a special teams tackle at Jacksonville (9/16) and at the New York Jets (10/8)
- Made two special teams tackles at Denver (9/23)
- Had one tackle vs. Green Bay (10/14)
- Registered his first career sack and forced a fumble when he dropped Joe Flacco for a 2-yard loss in the first quarter vs. Baltimore (10/21)
- Recorded two sacks and collected his second career forced fumble vs. Buffalo (11/4)
- Made two tackles (one solo) at Chicago (11/11)
- Collected a season-high four tackles at Detroit (11/22)
- Sacked Jake Locker twice for a total loss of 6 yards and recovered a fumble at Tennessee (12/2)
- Sacked Tom Brady for a 7-yard loss in the third quarter at New England (12/10) to give him 6.0 sacks on the season, tying the franchise rookie sack record set by OLB Brooks Reed in 2011.
- Recorded four tackles (one solo) vs. Indianapolis (12/16)
- Made one tackle at Indianapolis (12/30)

- Made his postseason debut in the AFC Wild Card Playoff vs. Cincinnati (1/5/13)
- Made one tackle and one special teams tackle in AFC Divisional Playoff at New England (1/13/13)

COLLEGE:

- Started 15 of 37 games at Illinois, recording 81 tackles (42 solo) with 18.0 sacks (119 yards), 28 tackles for loss (150 yards), 11 forced fumbles and two fumble recoveries
- Tied for eighth in NCAA FBS history with 11 forced fumbles, which also ranks fifth all-time in the Big Ten Conference and is second on the Illini all-time list (13 by Simeon Rice from 1992-95)
- Set a school and Big Ten single-season record with nine forced fumbles in 2011
- Third on the Illinois single-season tackle for loss chart with 22.5 in 2011
- Earned 2011 All-America and All-Big Ten Conference first-team honors from The NFL Draft Report as the scouting service named him the league's Player of the Year and National Defensive Lineman of the Year
- Mid-season All-America from Phil Steele's College Football and was selected National Defensive Lineman of the Week for his performance vs. Indiana (3.0 sacks) his senior season
- Led the nation in sacks per game (1.23) and fumbles forced per game (0.833) as a senior
- Recorded a career-high 57 tackles (28 solo) with 16.0 sacks (105 yards) to tie the school season-record that was first set by Simeon Rice in 1994
- Played in all 13 games, starting two games at weak-side defensive end his junior season
- Recorded 16 tackles (eight solo) with a 7-yard sack and three tackles for loss in 2010
- Recorded eight tackles (four solo), two assisted sacks and 3.5 tackles for loss in 2009
- Redshirted as a freshman

PERSONAL:

- Attended Garfield High School, played defensive end and tight end and earned Northeast Ohio Inland All-Star team, Cleveland Plain-Dealer Defensive All-Star team and All-District honors after leading the Rams to a 7-3 record in 2007
- A Prep Star All-Region and All-Akron City League choice, he recorded 36 solo tackles with a pair of sacks, six stops behind the line of scrimmage and four fumble recoveries, advancing one 36 yards for a score that year

MERCILUS' CAREER PLAYOFF DEFENSIVE STATISTICS

Date	Opp	GP	GS	Tot	Solo	Asst	Sk	Yds	Int	Yds	Lg	TD	PD	QBH	TFL	FF	FR	Yds	TD
1/5/13	vs. Cin (WC)	1	0	0	0	0	0.0	0.0	0	0	0	0	0	0	0	0	0	0	0
1/13/13	at NE (Div)	1	0	1	0	1	0.0	0.0	0	0	0	0	0	0	0	0	0	0	0
Career		2	0	1	0	1	0.0	0.0	0	0	0	0	0	0	0	0	0	0	0

ADDITIONAL STATISTICS

Special Teams Tackles (1): 1, 2012.



RAHIM MOORE

FREE SAFETY

Height: 6-1 | Weight: 195 | College: UCLA |
Hometown: Los Angeles, CA. | 5th NFL Season |
1st with Texans | Age: 25 | Acquired: FA-'15 |
2015 GP/GS: 7/6 | Career GP/GS (Playoffs): 64/54 (3/2) |
Teams: Denver, 2011-14; Houston, 2015 |

26

TRANSACTIONS: Selected by the Denver Broncos in the second round (45th overall) of the 2011 NFL Draft...Placed on injured reserve (leg) by the Broncos on Nov. 19, 2013...Signed by the Houston Texans on March 13, 2015.

CAREER:

- A fifth-year safety who started 48-of-57 regular-season games during his first four NFL seasons with the Broncos, totaling 196 tackles (169 solo), one sack for 3 yards, eight interceptions returned for 95 yards, 20 passes defended, one quarterback hit, five tackles for loss, two forced fumbles, and three fumble recoveries before joining the Texans
- Diagnosed with acute lateral compartment syndrome in his leg in November 2013 and spent the remainder of the season on injured reserve

2015 (Houston, 7/6):

- Started and made three tackles (one solo) vs. Kansas City (9/13)
- Recorded three solo tackles and two passes defended at Carolina (9/20)
- Registered his ninth career interception when he picked off Panthers QB Cam Newton in the second quarter (9/20). The interception was the first takeaway for the Texans this season
- Made two solo tackles vs. Tampa Bay (9/27)
- Inactive in Weeks 8-13

2014 (Denver, 16/16, 1/1):

- Started in all 16 games for the Broncos at free safety, posting 50 tackles (44 solo), a career-high four interceptions returned for 36 yards, a career-high two forced fumbles, one fumble recovery, and five passes defended
- Started at free safety in an AFC Divisional Game vs. Indianapolis (1/11/15) and logged two tackles (two solo), an interception, and a pass defended
- Recorded three tackles (three solo), two passes defended, and two interceptions returned for 17 yards vs. Indianapolis (9/7/14)
- Notched two tackles (two solo), a pass defended, and an interception returned for 19 yards at San Diego (12/14/14)
- Logged one tackle (one solo), two passes defended, and an interception vs. San Diego (10/23/14)
- Posted a season-high eight tackles (eight solo) at New England (11/2/14)
- Recorded seven tackles (six solo) and a forced fumble vs. Miami (11/23/14)
- Finished the year tied for fifth in interceptions (4) and sixth in forced fumbles (2) among players at his position

2013 (Denver, 10/10):

- Started in 10 games at free safety for the Broncos, posting 44 tackles (38 solo), two interceptions returned for 18 yards, and six passes defended
- Suffered a leg injury in November, 2013 and missed the remainder of the season

- Recorded six tackles (six solo), one interception returned for 18 yards, and a pass defended vs. Washington (10/27/13)
- Notched three tackles (three solo), one interception, and two passes defended at the New York Giants (9/15/13)
- Posted a season-high seven tackles (six solo) vs. Philadelphia (9/29/13)

2012 (Denver, 16/15, 1/1):

- Started 15-of-16 contests at free safety for the Broncos in 2012 and ranked third on the club with a career-high 71 tackles (59 solo), one interception returned for 23 yards, one sack for three yards, one quarterback hit, four tackles for loss, one fumble recovery, and a career-high seven passes defended
- Recorded a career-high 12 tackles (six solo) and one tackle for loss at New England (10/7/12)
- Posted eight tackles (eight solo), one sack for three yards, one quarterback hit, and two tackles for loss vs. Kansas City (12/30/12)
- Notched four tackles (three solo), one pass defended, and one interception returned for 23 yards at Carolina (11/11/12)
- Started at free safety in an AFC Divisional Game vs. Baltimore (1/12/13) and recorded seven tackles (six solo)

2011 (Denver, 15/7, 1/0):

- Saw action in 15 regular-season games, including seven starts at free safety, as a rookie and recorded 31 tackles (28 solo) and one interception returned for 18 yards

MOORE'S 2015 SEASON STATISTICS

Date	Opp	GP	GS	Tot	Solo	Asst	Sk	Yds	Int	Yds	Lg	TD	PD	FF	FR	Yds	TD
9/13	KC	1	1	3	1	2	0	0	0	0	0	0	0	0	0	0	0
9/20	at Car	1	1	3	3	0	0	0	1	17	17	0	2	0	0	0	0
9/27	TB	1	1	2	2	0	0	0	0	0	0	0	0	0	0	0	0
10/4	at Atl	1	0	2	1	1	0	0	0	0	0	0	0	0	0	0	0
10/8	IND	1	1	3	1	2	0	0	0	0	0	0	0	0	0	0	0
10/18	at Jax	1	1	1	1	0	0	0	0	0	0	0	0	0	0	0	0
10/25	at Mia	1	1	2	1	1	0	0	0	0	0	0	0	0	0	0	0
11/1	Ten	-	-	-	-	-	-	-	-	-	-	-	-	-	-	-	-
11/16	at Cin	-	-	-	-	-	-	-	-	-	-	-	-	-	-	-	-
11/22	NYJ	-	-	-	-	-	-	-	-	-	-	-	-	-	-	-	-
11/29	NO	-	-	-	-	-	-	-	-	-	-	-	-	-	-	-	-
12/6	at Buf	-	-	-	-	-	-	-	-	-	-	-	-	-	-	-	-
12/13	NE	-	-	-	-	-	-	-	-	-	-	-	-	-	-	-	-
12/20	at Ind	-	-	-	-	-	-	-	-	-	-	-	-	-	-	-	-
12/27	at Ten	-	-	-	-	-	-	-	-	-	-	-	-	-	-	-	-
1/3	Jax	-	-	-	-	-	-	-	-	-	-	-	-	-	-	-	-
2015 Totals		7	6	16	10	6	0	0	1	17	17	0	2	0	0	0	0

2015 GAME HIGHS

Tackles	3	3x, vs. Indianapolis, 10/8
Passes Defended	2	at Carolina, 9/20
Interceptions	1	at Carolina, 9/20

CAREER GAME HIGHS

Tackles	12	at New England, 10/7/12
Interceptions	2	vs. Indianapolis, 9/7/14
Fumbles Forced	1	twice, last: at Kansas City, 11/30/14
Fumbles Recovered	1	3x, last: vs. Buffalo, 12/7/14
Passes Defended	2	5x, last: at Carolina, 9/20/15
TFL	2	vs. Kansas City, 12/30/12
QBH	1	vs. Kansas City, 12/30/12

CAREER SEASON HIGHS

Tackles	71	2012
Interceptions	4	2014
Fumbles Forced	2	2014
Fumbles Recovered	1	2011, 2012, 2014
Passes Defended	7	2012
TFL	4	2012
QBH	1	2012

MOORE'S CAREER DEFENSIVE STATISTICS

Year	Team	GP	GS	Tot	Solo	Asst	Sk	Yds	Int	Yds	Lg	TD	PD	QBH	TFL	FF	FR	Yds	TD
2011	Den	15	7	31	28	3	0	0	1	18	18	0	2	0	1	0	1	0	0
2012	Den	16	15	71	59	12	1	3	1	23	23	0	7	1	4	0	1	0	0
2013	Den	10	10	44	38	6	0	0	2	18	18	0	6	0	0	0	0	0	0
2014	Den	16	16	50	44	6	0	0	4	36	19	0	5	0	0	2	1	0	0
2015	Hou	7	6	16	10	6	0	0	1	17	17	0	2	0	0	0	0	0	0
Career		64	54	212	179	33	1	3	9	112	23	0	22	1	5	2	3	0	0

MOORE'S CAREER PLAYOFF DEFENSIVE STATISTICS

Year	Team	GP	GS	Tot	Solo	Asst	Sk	Yds	Int	Yds	Lg	TD	PD	QBH	TFL	FF	FR	Yds	TD
1/14/12	at NE (Div)	1	0	3	1	2	0	0	0	0	0	0	0	1	0	0	0	0	0
1/12/13	vs. Bal (Div)	1	1	7	6	1	0	0	0	0	0	0	0	0	0	0	0	0	0
1/11/15	vs. Ind (Div)	1	1	2	2	0	0	0	1	0	0	0	1	0	0	0	0	0	0
Career		3	2	12	9	3	0	0	1	0	0	0	1	1	0	0	0	0	0

RAHIM MOORE

- Recorded four tackles (four solo), one pass defended, and one interception returned for 18 yards at Green Bay (10/2/11)
- Notched seven tackles (six solo) and one pass defended vs. New England (12/18/11)
- Posted four tackles (four solo) and one fumble recovery vs. Oakland (9/12/11)

COLLEGE:

- Started all 37 games played at UCLA
- Tied for fourth in school history with 14 career interceptions to go along with 186 tackles (119 solo), 29 PBUs, and three fumble recoveries
- Received first-team All-America honors from The Sporting News and first-team All-Pacific-10 Conference honors following his junior season
- Led the nation with 10 interceptions and was a first-team All-Pac-10 selection as a sophomore
- Started all 12 games as a true freshman in 2008

PERSONAL:

- Attended Susan Miller Dorsey High School in Los Angeles, where he lettered four years as a defensive back and wide receiver
- Invited to play in the U.S. Army All-American Bowl after totaling 112 tackles, eight interceptions, 18 passes defended and three fumble recoveries as a senior
- Majored in sociology at UCLA and was named to the Director's Honor Roll in Fall 2009



DARRYL MORRIS CORNERBACK

21

Height: 5-10 | Weight: 188 | College: Texas State |
Hometown: San Antonio, Texas | 3rd NFL season |
2nd with Texans | Age: 25 | Acquired: W-'14 (SF) |
2015 GP/GS: 11/0 | Career GP/GS (Playoffs): 35/1 (0/0) |
Teams: San Francisco, 2013; Houston, 2014-15 |

TRANSACTIONS: Signed with the San Francisco 49ers as an undrafted free agent on May 7, 2013...Released by the 49ers on Aug. 31, 2013...Signed to the 49ers' practice squad on Sept. 2, 2013...Signed to the 49ers active roster on Sept. 2, 2013...Released by the 49ers on Aug. 30, 2014...Signed by the Houston Texans on Aug. 31, 2014.

2015 (Houston 11/0):

- Recorded one special teams tackle vs. Kansas City (9/13)
- Made three tackles (two solo) at Atlanta (10/4)
- Inactive in Week 13 at Buffalo (12/6)

2014 (Houston 11/1):

- Started one game and appeared in 11 in his first year with the Texans. Recorded 30 tackles, an interception and seven passes defended
- Made his Texans debut against Washington in Week 1 (9/7)
- Made a career-best five tackles and added a special teams tackle at Oakland (9/14) in Week 2
- Recorded four tackles and a pass defended at the New York Giants (9/21) in Week 3
- Registered a career best three passes defended and made an interception in the game's final drive against Buffalo (9/28) in Week 4
- Inactive in Weeks 5-9
- Returned from injury to play at Cleveland (11/16) in Week 11
- Set his career high and led the team with 10 tackles vs. Cincinnati (11/23). Also matched a career high with three passes defended
- Made his first career start and had two tackles vs. Tennessee (11/30) in Week 13
- Made a tackle at Indianapolis (12/14) in Week 15
- Had three tackles vs. Baltimore (12/21) in Week 16
- Made a tackle vs. Jacksonville (12/28) in Week 17

2013 (San Francisco 13/0):

- Spent the first three weeks of the season on the practice squad before being promoted to the active roster on Sept. 24, 2013
- Made his NFL debut and made his first special teams tackle at St. Louis (9/26)
- Notched his first career defensive tackle vs. Seattle (12/8)

COLLEGE:

- Played in 46 games (43 starts) during his Texas State career
- Registered 223 tackles, five interceptions, 16.5 tackles for loss and 26 passes defended in his career
- Started and played in 12 games in 2012, finishing with 61 tackles, four interceptions, two tackles for loss and five passes defended
- Started and played in 12 games in 2011 and finished with 62 tackles, one interception, six tackles for loss and six passes defended

PERSONAL:

- Attended Warren (TX) HS where he earned first-team all-district honors
- Lettered 3 years in track and holds the AAU national record in the 4x200m
- Majored in business management

MORRIS' 2015 SEASON STATISTICS

Date	Opp	GP	GS	Tot	Solo	Asst	Sk	Yds	Int	Yds	Lg	TD	PD	FF	FR	Yds	TD
9/13	KC	1	0	0	0	0	0	0	0	0	0	0	0	0	0	0	0
9/20	at Car	1	0	0	0	0	0	0	0	0	0	0	0	0	0	0	0
9/27	TB	1	0	0	0	0	0	0	0	0	0	0	0	0	0	0	0
10/4	at Atl	1	0	3	2	1	0	0	0	0	0	0	0	0	0	0	0
10/8	IND	1	0	2	2	0	0	0	0	0	0	0	0	0	0	0	0
10/18	at Jax	1	0	0	0	0	0	0	0	0	0	0	0	0	0	0	0
10/25	at Mia	1	0	2	1	1	0	0	0	0	0	0	0	0	0	0	0
11/1	Ten	1	0	0	0	0	0	0	0	0	0	0	0	0	0	0	0
11/16	at Cin	1	0	0	0	0	0	0	0	0	0	0	0	0	0	0	0
11/22	NYJ	1	0	0	0	0	0	0	0	0	0	0	0	0	0	0	0
11/29	NO	1	0	0	0	0	0	0	0	0	0	0	0	0	0	0	0
12/6	at Buf	-	-	-	-	-	-	-	-	-	-	-	-	-	-	-	-
12/13	NE	-	-	-	-	-	-	-	-	-	-	-	-	-	-	-	-
12/20	at Ind	-	-	-	-	-	-	-	-	-	-	-	-	-	-	-	-
12/27	at Ten	-	-	-	-	-	-	-	-	-	-	-	-	-	-	-	-
1/3	Jax	-	-	-	-	-	-	-	-	-	-	-	-	-	-	-	-
2015 Totals		11	0	7	5	2	0	0	0	0	0	0	0	0	0	0	0

Special Teams Tackles: 4

CAREER GAME HIGHS

Tackles	10	vs. Cleveland, 11/23/14
Passes Defensed	3	twice, last: vs. Cleveland, 11/23/14
Interceptions	1	vs. Buffalo, 9/28/14
TFL	1	vs. Buffalo, 9/28/14

CAREER SEASON HIGHS

Tackles	30	2014
Passes Defensed	7	2014
Interceptions	1	2014
TFL	1	2014

MORRIS' CAREER DEFENSIVE STATISTICS

Year	Team	GP	GS	Tot	Solo	Asst	Sk	Yds	Int	Yds	Lg	TD	PD	QBH	TFL	FF	FR	Yds	TD
2013	SF	13	0	1	0	1	0	0	0	0	0	0	0	0	0	0	0	0	0
2014	Hou	11	1	30	25	5	0	0	1	0	0	0	6	0	1	0	0	0	0
2015	Hou	11	0	7	5	2	0	0	0	0	0	0	0	0	0	0	0	0	0
TOTALS		35	1	38	30	8	0	0	1	0	0	0	6	0	1	0	0	0	0

ADDITIONAL STATISTICS

Special Teams Tackles: 10 total; 2013 - 5; 2014 - 1; 2015- 4.



KEITH MUMPHERY WIDE RECEIVER

12

Height: 6-0 | Weight: 215 | College: Michigan State |
Hometown: Vienna, Ga. | Rookie |
1st with Texans | Age: 23 | Acquired: D5-'15 |
2015 GP/GS: 12/3 | Career GP/GS (Playoffs): 12/3 (0/0) |
Teams: Houston, 2015 |

TRANSACTIONS: Selected by Houston Texans with the 39th pick in the fifth round (175th overall) of 2015 NFL Draft.

2015 (Houston, 12/3):

- Caught two passes for 23 yards (11.5 avg.) and a long of 17 vs. Kansas City (9/13)
- Also made one special teams tackle (9/13)
- Recorded his first career reception for six yards in the first quarter vs. Kansas City (9/13)
- Returned four punts for 14 yards (9/13)
- Returned six punts for a single-game career-high 58 yards (9.7 avg.) at Carolina (9/20). Totaled the most punt return yards for the Texans since WR Keshawn Martin posted 70 against Denver on 12/22/13
- Returned three kickoffs for 70 yards (23.3 avg.) at Atlanta (10/4), the highest totals by any Texans player in 2015
- Compiled career highs of four receptions for 56 yards at Atlanta (10/4)
- Caught a career-long 26-yard pass in the third quarter at Atlanta (10/4)
- Made his first career start vs. Indianapolis (10/8)
- Recorded a 41-yard kickoff return in the first quarter at Miami (10/25), a personal career-long and season-long for the Texans. It marked the team's longest kickoff return since another 41-yard kickoff return in Week 4 of the 2014 season
- Totaled a single-game career-high 88 kickoff return yards and added 21 punt return yards for a total of 109 combined return yards at Miami (10/25), which is the most by a Texans player since Keshawn Martin tallied 187 combined return yards against Oakland on Nov. 17, 2013
- Totaled 10 punt return yards and 64 kickoff return yards at Cincinnati (11/16), bringing his career total to 432 combined return yards
- Passed Vernand Morency (437) for the third-most combined (punt and kickoff) return yards by a rookie in franchise history
- Finished the game vs. N.Y. Jets with five punt returns for 24 yards
- Tallied 83 combined return yards (52 kickoff, 31 punt) vs. New Orleans (11/29) and surpassed 500 for the season

CAREER AT MICHIGAN STATE:

- Three-year starter at flanker and four-year letterwinner who recorded 88 catches for 1,348 yards (15.3 avg.) and seven touchdowns in 54 career games, including 26 starts
- Also had 14 carries for 125 yards (8.9 avg.) and one touchdown in his career

2014 (Michigan State):

- Started in 11 of 13 games for the Spartans as a senior in 2014 and ranked second on the team in receiving yards (495) and tied for fourth in receptions (26) and scored four touchdowns (three receiving, one rushing)
- Led the team and ranked third in the Big Ten and 16th in the NCAA FBS in yards per catch (19.0 avg.) in 2014
- Had six carries for 85 yards (14.2 avg.) and one touchdown
- Recipient of Michigan State's Football Player Association's Community Service and Outreach Award for the second straight year and also won the Clarence Underwood Sportsmanship Award
- In his final game in a Spartan uniform, had four catches for a career-high 87 yards, including the game-winning touchdown grab (10 yards) from Connor Cook with 17 seconds remaining in the fourth quarter that capped a 20-point rally against Baylor in the 2015 Cotton Bowl Classic

2013 (Michigan State):

- Had 18 catches for 299 yards (16.6 avg.) and three touchdowns
- Academic All-Big Ten honoree for the second straight year
- Recipient of MSU's Football Player Association's Community Service & Outreach Award

2012 (Michigan State):

- Led the team in receptions (42) and ranked second in receiving yards (515)
- Saw action in all 13 games, including 12 starting assignments at flanker
- Tied for team lead with seven catches of 20-plus yards
- Tied for first on the team with 28 first-down catches
- Also had 38 yards rushing on six carries (6.3 avg.)
- Academic All-Big Ten selection
- Recipient of the team's Tommy Love Award (most improved player: offense)

2011 (Michigan State):

- Honored with the Harold & Raynor Shnyder Office of the Provost Award at the Spartan Academic Excellence Gala, which is presented to a freshman or sophomore student-athlete who embodies the characteristics promoted by Student-Athlete Support Services,

- with emphasis on academic performance, community involvement and leadership ability
- Saw action in all 14 games, primarily on special teams, to earn his first letter

2010 (Michigan State):

- Redshirted the 2010 season
- Presented the Jim Adams Award and selected Scout Team Offensive Player of the Year
- Named Scout Special Teams Player of the Week vs. Michigan
- Tabbed Scout Team Offensive Player of the Week vs. Western Michigan.

PERSONAL:

- Named to SuperPrep's All-Dixie and PrepStar's All-Southeast Teams
- Two-year starter for Coach Darryl Silas at Dooly County High School in Vienna, Georgia
- Had 37 receptions for 611 yards (16.5 avg.) and 16 touchdowns as a senior
- Caught nine passes for 123 yards and two scores vs. Northeast Macon in 2009
- Earned first-team all-state honors from The Atlanta Journal-Constitution as a junior
- 2008 honorable mention all-state pick by The Associated Press and Georgia Sports Writers Association
- Selected first-team All-Middle Georgia as a junior when he had 49 catches for 970 yards (19.8 avg.) and 14 touchdowns in 2008
- Recorded 78 tackles and two interceptions, returning one for a touchdown, as a junior on defense

MUMPHERY'S 2015 OFFENSIVE STATISTICS

Date	Opp	GP	GS	Rush	Yds	Avg	Lg	TD	Rec	Yds	Avg	Lg	TD
9/13	KC	1	0	0	0	0	0	0	2	23	11.5	17	0
9/20	at Car	1	0	0	0	0	0	0	0	0	0	0	0
9/27	TB	1	0	0	0	0	0	0	0	0	0	0	0
10/4	at Atl	1	0	0	0	0	0	0	4	56	14.0	26	0
10/8	Ind	1	1	0	0	0	0	0	4	23	5.8	8	0
10/18	at Jax	1	1	0	0	0	0	0	2	8	4.0	5	0
10/25	at Mia	1	0	0	0	0	0	0	1	16	16.0	16	0
11/1	Ten	1	1	0	0	0	0	0	1	3	3.0	3	0
11/16	at Cin	1	0	0	0	0	0	0	0	0	0	0	0
11/22	NYJ	1	0	0	0	0	0	0	0	0	0	0	0
11/29	NO	1	0	0	0	0	0	0	0	0	0	0	0
12/6	at Buf	1	0	0	0	0	0	0	0	0	0	0	0
12/13	NE	-	-	-	-	-	-	-	-	-	-	-	-
12/20	at Ind	-	-	-	-	-	-	-	-	-	-	-	-
12/27	at Ten	-	-	-	-	-	-	-	-	-	-	-	-
1/3	Jax	-	-	-	-	-	-	-	-	-	-	-	-
2015 Totals		12	3	0	0	0	0	0	14	129	9.2	26	0

Special Teams Tackles: 4

Fumble Recoveries: 3 (Weeks 1, 11 and 12)

Misc. Tackles: 1

MUMPHERY'S 2015 RETURN STATISTICS

			PUNT					KICK						
Date	Opp	GP	No.	Yds	Avg	Lg	TD	FC	No.	Yds	Avg	Lg	TD	
9/13	KC	1	4	14	3.5	8	0	0	0	0	0	0	0	
9/20	at Car	1	6	58	9.7	15	0	0	0	0	0	0	0	
9/27	TB	1	0	0	0	0	0	0	0	0	0	0	0	
10/4	at Atl	1	0	0	0	0	0	0	3	70	23.3	25	0	
10/8	IND	1	2	11	5.5	11	0	1	0	0	0	0	0	
10/18	at Jax	1	2	25	12.5	14	0	1	1	14	14.0	14	0	
10/25	at Mia	1	2	21	10.5	14	0	0	3	88	29.3	41	0	
11/1	Ten	1	3	28	9.3	10	0	3	1	29	29.0	29	0	
11/16	at Cin	1	1	10	10.0	10	0	2	3	64	21.3	26	0	
11/22	NYJ	1	5	24	4.8	11	0	1	0	0	0	0	0	
11/29	NO	1	4	31	7.8	12	0	0	2	52	26.0	27	0	
12/6	at Buf	1	0	0	0	0	0	3	1	21	21.0	21	0	
12/13	NE	-	-	-	-	-	-	-	-	-	-	-	-	
12/20	at Ind	-	-	-	-	-	-	-	-	-	-	-	-	
12/27	at Ten	-	-	-	-	-	-	-	-	-	-	-	-	
1/3	Jax	-	-	-	-	-	-	-	-	-	-	-	-	
2015 Totals		12	29	222	7.7	15	0	11	14	338	24.1	41	0	

2015 GAME HIGHS

Receptions	4	2x, vs. Indianapolis, 10/8
Receiving yards	56	at Atlanta, 10/4
Receiving Long	26	at Atlanta, 10/4
Punt Returns	6	at Carolina, 9/20
Punt Return Yds	58	at Carolina, 9/20
Punt Return Long	15	at Carolina, 9/20
Kick Returns	3	3x, last: at Cincinnati, 11/16
Kick Return Yds	88	at Miami, 10/25
Kick Return Long	41	at Miami, 10/25



DEREK NEWTON TACKLE

72

Height: 6-6 | Weight: 313 | College: Arkansas State |
Hometown: Utica, Miss. | 5th NFL Season |
5th with Texans | Age: 27 | Acquired: D7, 2011 (214th overall) |
2015 GP/GS: 12/12 | Career GP/GS (Playoffs): 72/58 (4/2) |
Teams: Houston, 2011-15 |

TRANSACTIONS: Selected by Houston Texans in the seventh round (214th overall) in the 2011 NFL Draft...Signed by the Texans on July 31, 2011...Re-signed with Texans on March 9, 2015.

HONORS:

- Madden Most Valuable Protectors Award (Week 4, 2012; Week 13, 2012)
- Has blocked for three 1,000-yard performances

CAREER:

- Has played left tackle, right tackle, left guard, and right guard in his career
- Has started two of the four playoff games he has appeared in at right tackle
- Took over as the full-time starter at right tackle in 2012

2015 (Houston 12/12):

- Started at right tackle vs. Kansas City (9/13)
- Started at left guard at Carolina (9/20)
- Started at right tackle in Weeks 3-5 and Weeks 10-13
- Started at right guard in Weeks 6-7
- Played right and left tackle in Week 8

2014 (Houston 16/16):

- Started all 16 games at right tackle for the second time in his career
- Started at right tackle in Week 1 against Washington (9/7), Week 2 at Oakland (9/14), Week 3 at the New York Giants (9/21), Week 4 vs. Buffalo (9/28), Week 5 at Dallas (10/5), Week 6 vs. Indianapolis (10/9), Week 7 at Pittsburgh (10/20), Week 8 at Tennessee (10/29), Week 9 vs. Philadelphia (11/2), Week 11 at Cleveland (11/16), Week 12 vs. Cincinnati (11/23), Week 13 vs. Tennessee (11/30), Week 14 at Jacksonville (12/7) and Week 15 at Indianapolis (12/14)
- Started at right tackle and moved inside to right guard vs. Baltimore (12/21) in Week 16 after Brandon Brooks left with an injury
- Started at right tackle vs. Jacksonville (12/28) in Week 17

2013 (Houston 16/16):

- Spent the offseason rehabilitating from patellar tendon surgery
- Started all 16 games at right tackle for the first time in his career
- Blocked for an offense that produced 449 yards at San Diego (9/9)
- Helped pave the way for 172 yards on the ground vs. Tennessee (9/15)
- Blocked for an offense that produced 476 yards vs. Seattle (9/29)
- Blocked for an offense that produced a season-high 483 yards vs. Indianapolis
- Helped pave the way for a ground game that produced a franchise-record four rushing touchdowns vs. New England (12/1)

2012 (Houston 14/14, 2/2):

- Made the first start of his NFL career at right tackle in the season opener vs. Miami (9/9)
- Part of an offensive line that cleared the way for the Texans to rush for 216 yards and three touchdowns while not allowing Matt Schaub to be sacked at Jacksonville (9/17)
- Helped provide protection for Schaub, enabling him to tie a career-high with four touchdown passes at Denver (9/23)
- Helped Arian Foster rush for 152 yards and a touchdown at the New York Jets (10/8)
- Part of an offense that set a franchise record by scoring 43 points vs. Baltimore (10/21)
- Helped Foster go over 100 yards for the fourth time in 2012 as he gained 111 yards on 24 carries and scored a touchdown vs. Buffalo (11/4)
- Part of an offense that set a franchise record with 653 yards of offense and tied the franchise scoring record with 43 points vs. Jacksonville (11/18) and put up another 501 yards at Detroit (11/22)
- Inactive at Tennessee (12/2) and at New England (12/10)
- Paved the way for Foster to rush for 140 yards while not allowing Schaub to be sacked in the AFC Wild Card Playoff vs. Cincinnati (1/5/13)
- Paved the way for Foster to rush for 90 yards in the AFC Divisional Playoff at New England (1/13/13)

2011 (Houston 14/0, 2/0):

- Played in 14 games, primarily on special teams, after being inactive for the first two games of the regular season
- Made his professional debut blocking for a Neil Rackers field goal attempt in the first quarter at New Orleans (9/25)
- Made his postseason debut and saw action on special teams in AFC Wild Card Playoff vs. Cincinnati (1/7/12)

COLLEGE:

- Earned first-team All-Sun Belt accolades after starting all 12 games at right tackle in 2010
- Garnered second-team All-SBC honors in 2009 and received the Gary Withrow Award, given to the Red Wolves' most outstanding offensive lineman
- Was the only lineman on the team to start every game in 2009 and helped lead the Red Wolves to 21 rushing touchdowns
- Paved the way for three different ASU players rushing for over 100 yards in at least one game
- Was part of ASU's line that helped the offense gain its most yards of total offense (484) against an FBS opponent since the 2007 season
- Redshirted in 2008
- First Team All-State selection at Hinds Community College
- Played in the Mississippi Junior College All-Star Game

PERSONAL:

- Helped lead Hinds Agricultural High School to a 10-0 regular-season record as a senior, earning All-Metro and All-District honors
- Named Most Improved Player as a senior

NEWTON'S CAREER OFFENSIVE STATISTICS

Games/Starts: 2011: 14/0; 2012: 14/14; 2013: 16/16; 2014: 16/16; 2015: 12/12. Totals: 72/58.

Postseason Games/Starts: 2011: 2/0; 2012: 3/3; Totals: 5/3.

Misc. Tackles: 2015 -2



NICK NOVAK KICKER

Height: 6-0 | Weight: 198 | College: Maryland |
Hometown: Charlottesville, Va. | 8th NFL Season |
1st with Texans | Age: 34 | Acquired: FA-15 |
2015 GP: 9 | Career GP (Playoffs): 91 (2) |
Teams: Washington, 2005; Arizona, 2005; Washington, 2006;
Kansas City, 2008; San Diego, 2011-14; Houston, 2015 |

8

TRANSACTIONS: Signed with the Chicago Bears on April 29, 2005...Waived by the Bears on Aug. 29, 2005...Claimed by the Dallas Cowboys on Aug. 30, 2005...Waived by the Cowboys on Sept. 3, 2005...Signed with the Washington Redskins on Sept. 13, 2005...Waived by the Redskins on Nov. 5, 2005...Signed with the Arizona Cardinals on Dec. 3, 2005...Re-signed with the Cardinals on April 6, 2006...Waived by the Cardinals on Aug. 28, 2006...Signed with the Redskins on Oct. 10, 2006...Waived by the Redskins on Dec. 4, 2006...Re-signed with the Bears on Feb. 16, 2007...Waived by the Bears on Aug. 27, 2007...Signed with the Kansas City Chiefs on March 4, 2008...Waived by the Chiefs on Oct. 21, 2008...Signed with the San Diego Chargers on April 27, 2010...Waived by the Chargers on Sept. 4, 2010...Signed with New York Jets on Feb. 9, 2011...Waived by the Jets on Aug. 30, 2011...Signed with the Chargers on Sept. 13, 2011...Released by the Chargers on Aug. 31, 2012...Re-signed with the Chargers on Sept. 29, 2012...Signed contract extension with the Chargers on March 12, 2013...Released by the Chargers on Sept. 5, 2015...Signed by the Houston Texans on Sept. 29, 2015.

CAREER:

- Played for the Dallas Cowboys, Washington Redskins, Arizona Cardinals, San Diego Chargers, Kansas City Chiefs, and New York Jets of the NFL, as well as the Cologne Centurions and Florida Tuskers, before joining the Texans
- Signed by the Chicago Bears and allocated to NFL Europa where he was the placekicker for the Cologne Centurions in NFL Europa's final season in 2007
- Set the UFL record for the longest field goal with a 54-yarder in his United Football League debut against the Las Vegas Locomotives in 2010

2015 (Houston 9/0):

- Signed by the Houston Texans on 9/29
- Made his season debut at Atlanta (10/4), missing one 53 yard field goal attempt and making all three extra point attempts
- Scored a season-high eight points in the game vs. Indianapolis (10/8)
- Made a 36-yard field goal in the first quarter, his first with the Texans, vs. Indianapolis (10/8)
- Connected on a 49-yard field goal attempt in the fourth quarter vs. Indianapolis (10/8)
- Scored seven points after making one field goal and four extra point attempts at Jacksonville (10/18)
- Made a 41-yard field goal in the second quarter to give the Texans a 10-7 lead at Jacksonville (10/18)
- Scored eight points on two made field goals and two made PATs vs. Tennessee (11/1)
- Made a 38-yard field goal in the second quarter to increase the Texans' lead to 10-3 vs. Tennessee (11/1)
- Kicked a 24-yard field goal through the uprights in the fourth quarter to extend the team's lead to 20-6 vs. Tennessee (11/1)

- Made a 22-yard field goal in the second quarter (11/16) to tie the game at three
- Finished with four points for the game at Cincinnati (11/16)
- Made a 20-yard field goal in the second quarter to give the Texans a 3-0 lead
- Added three extra points for a total of six points in the game vs. NY Jets (11/22)
- Made a 34-yard field goal in the third quarter to give the Texans a 24-6 lead (11/29)
- Totaled six points on one made field goal and three extra points vs. New Orleans (11/29)

2014 (San Diego 16/0):

- Hit 3-of-3 field goals in 30-21 win over defending Super Bowl champion Seattle Sept. 14, including makes of 50 and 43 yards
- Third field goal from 28 yards with 16 seconds left in game was 21st-consecutive (dating to 2013), tying John Carney for third-longest streak in team history
- AFC Special Teams Player of Week after going 4-for-4 on FGAs Sept. 28 vs. Jacksonville to reach 100 attempts needed to qualify for team's all-time field goal percentage list
- Improved to 89-of-101 for Chargers career and 88.1 pct conversion rate became highest in team history (Nate Kaeding, 87.0 pct.)
- Also versus Jaguars, scored 15 points to raise career total with Chargers to 393 to overtake Dennis Pardee for seventh on the team's career scoring list
- Tied franchise record with 29th-consecutive made field goal in fourth quarter Oct. 12 at Oakland

NOVAK'S 2015 SEASON STATISTICS

Date	Opp	GP	FG	FGA	Pct	Lg	Blk	XP	XPA	Pct	Blk	Pts
10/4	at Atl	1	0	1	0	0	0	3	3	100	0	3
10/8	Ind	1	2	2	100	49	0	2	2	100	0	8
10/18	at Jax	1	1	1	100	41	0	4	4	100	0	7
10/25	at Mia	1	0	0	0	0	0	2	3	66	0	2
11/1	Ten	1	2	2	100	38	0	2	2	100	0	8
11/16	at Cin	1	1	1	100	22	0	1	1	100	0	4
11/22	NYJ	1	1	1	100	20	0	3	3	100	0	6
11/29	NO	1	1	1	100	34	0	3	3	100	0	6
12/6	at Buf	1	0	0	0	0	0	1	2	50	0	1
12/13	NE	-	-	-	-	-	-	-	-	-	-	-
12/20	at Ind	-	-	-	-	-	-	-	-	-	-	-
12/27	at Ten	-	-	-	-	-	-	-	-	-	-	-
1/3	Jax	-	-	-	-	-	-	-	-	-	-	-
2015 Totals		9	8	9	88.9	49	0	21	23	91.3	0	45

Special Teams Tackles: 1

Touchbacks/Kickoffs: 14/40

Additional Stats: 1 punt for 36 yards and a touchback at Jacksonville (10/18)

2015 GAME HIGHS

Field Goals	2	2x, vs. Tennessee, 11/1
Field Goal Attempts	2	2x, vs. Tennessee, 11/1
Field Goal Long	49	vs. Indianapolis, 10/8
Extra Points	4	at Jacksonville, 10/18
Extra Point Attempts	4	at Jacksonville, 10/18
Points	8	2x, vs. Tennessee, 11/1

CAREER GAME HIGHS

Field Goals	5	at Denver, 10/9/11
Field Goal Attempts	5	3x, last: at Kansas City, 10/31/11
Field Goal Long	53	vs. Denver, 11/27/11
Extra Points	7	vs. San Francisco, 10/23/05
Extra Point Attempts	7	vs. San Francisco, 10/23/05
Points	17	at Denver, 10/9/11

Career Special Teams Tackles: 10 total: 2005 - 2; 2006 - 1; 2012 - 1; 2013 - 5; 2015 - 1.

CAREER SEASON HIGHS

Field Goals	34	2013
Field Goal Attempts	37	2013
50-Yard Plus FGs	4	2011
Extra Points Made	42	2013
Extra Points Attempted	42	2011, 2013
Total Points	144	2013
Kickoffs	92	2013
Touchbacks	30	2011

NOVAK'S CAREER KICKING STATISTICS

Year	Team	GP	FG	FGA	Pct	Lg	Blk	XP	XPA	Pct	Blk	Pts	KO	TB	Pct
2005	Was	5	5	7	71.4	40	2	15	15	100.0	0	30	24	0	0.0
2005	Ari	5	3	3	100.0	35	0	0	0	0.0	0	9	24	1	4.2
2006	Was	6	5	10	50.0	47	0	10	10	100.0	0	25	20	0	0.0
2008	KC	6	6	10	60.0	43	0	7	7	100.0	0	25	20	0	0.0
2011	SD	15	27	34	79.4	53	0	41	42	97.6	1	122	84	30	35.7
2012	SD	13	18	20	90.0	51	0	33	33	100.0	0	87	60	22	36.7
2013	SD	16	34	37	91.9	50	2	42	42	100.0	0	144	92	18	19.6
2014	SD	16	22	26	84.6	52	1	40	40	100.0	0	106	78	10	12.8
2015	Hou	9	8	9	88.9	49	0	21	23	91.3	0	45	40	14	35.0
TOTALS		91	128	156	82.1	53	5	209	212	98.6	1	593	442	95	21.5

NICK NOVAK

- Hit two field goals (24 and 48 yards) Oct. 19 vs. Kansas City, 30th and 31st consecutive made field goals to set new team record, breaking previous mark of 29 set by John Carney (1992-93)
- 48-yarder tied game at 20-20 with 1:57 left in fourth quarter
- Nov. 16 vs. Oakland, had franchise-record streak of 32 consecutive made field goals came to end when he missed 48-yard field goal wide left
- Was first miss since Nov. 10, 2013
- Bounced back to hit season-long 52 yarder, one yard shy of career long, for final points in 13-6 win over Raiders
- Matched season-long with 52-yard field goal Nov. 30 at Baltimore
- Dec. 7 vs. New England on NBC's Sunday Night Football, took over punting duties after Mike Scifres injured shoulder during second quarter blocked punt
- Punted six times for 240 yards (40.0 avg.) with long of 51 and one inside 20
- 30-yard field goal in second quarter Dec. 14 vs. Denver was 100th make as Charger
- Made 40-yard game-winning field goal in overtime in 38-35 win over San Francisco 49ers Dec. 20 at Levi's Stadium

2013 (San Diego 16/0):

- All-AFC West by ESPN
- Went 11 for 11 from beyond 40 yards during regular season
- Hit 17 straight to close out year
- 144 total points and 34 field goals both third in league
- Hit 46-yard game-winner with seven seconds remaining to cap off 4-of-4 day in 33-30 win at Philadelphia Sept. 15
- Also hit from 49 and 44 vs. Eagles
- Three FGs for deciding points in 30-21 win over Dallas Sept. 29
- Raised career field goals total to 53, breaking tie with George Blair (50) for fifth on team's all-time list
- AFC Special Teams Player of Week after 19-9 win over Indianapolis Oct. 14 on ESPN's MNF
- Scored 13 of team's 19 points and hit four FGs, including 50-yarder with 1:55 left in game to seal victory
- Two field goals and two PATs Nov. 10 vs. Denver to raise his career point total to 283, good for ninth on team's career scoring list, passing Paul Lowe (276) and Charlie Joiner (282)
- 76th-consecutive PAT Dec. 1 vs. Cincinnati, tying John Carney's (1991-93) mark for third-longest streak in team history
- Hit 69th, 70th and 71st field goals of Chargers career Dec. 8 vs. NY Giants and tied Dennis Pardee for fourth on team's career FGs list
- Broke tie with Pardee with two field goals in 27-20 win at Denver Dec. 12
- AFC Special Teams Player of Week after hitting 4-of-4 FGs, including 48-yarder in late third quarter Dec. 22 vs. Oakland
- Two field goals, including 36-yard game-winner in overtime to send Chargers to playoffs Dec. 29 vs. Kansas City
- They were 33rd and 34th field goals of season, tying John Carney's single-season record
- Scored nine points vs. Chiefs to raise career total to 353 and move into eighth on team's career scoring list, passing Gary Garrison (348)

2012 (San Diego 13/0):

- Hit from 24, 47 and 45 in season debut during 37-20 win Sept. 30 at Kansas City
- 32nd career field goal Oct. 15 vs. Denver to move into tie with Ray Wersching for seventh on team's career field goals list
- Two field goals, including 51-yarder, to move into tie with Steve Christie (42) for sixth on team's all-time list Dec. 9 at Pittsburgh
- 51-yard effort was only sixth of 50 yards or longer in history of Heinz Field
- Second 51-yarder of season in 27-17 win Dec. 23 at N.Y. Jets

2011 (San Diego 15/0):

- Career-high five field goals, including 51-yarder, in 29-24 win at Denver Oct. 9
- Touchbacks on seven of eight kickoffs vs. Broncos
- 52-yarder Nov. 6 vs. Green Bay
- Career-long 53-yarder Nov. 27 vs. Denver

- 45-yard field goal Dec. 18 on NBC Sunday Night Football vs. Baltimore was team-record 11th make from 40 yards or longer
- 51-yard field goal Jan. 1 at Oakland was team-record fifth of season from 50+ yards

2008 (Kansas City 6/0):

- Season-high four field goals Sept. 28 vs. Denver

2006 (Washington 6/0):

- Season-long 47-yarder Nov. 5 vs. Dallas

2005 (Washington 5/0; Arizona 5/0):

- Game-winning 39-yard field goal for Washington vs. Seattle Oct. 2

COLLEGE:

- Played at Maryland from 2001-04
- Jim Tatum Award as top ACC senior student-athlete
- Honorable mention All-ACC in 2004
- ACC all-time leader and fifth in NCAA (393 career points) at graduation
- First-team All-ACC in '03 and '02
- School-record 125 points as sophomore
- Finished career 80 of 107 on FGs and 153 of 159 on PATs
- Redshirted in 2000
- Became the ACC's all-time leading scorer, kicking a field goal allowing him to surpass Scott Bentley's career total of 324 points
- Ended his college career with 393 points, best in the league and fifth-best all-time amongst kickers in the NCAA at the time of his graduation
- Awarded the Jim Tatum Award by the ACC, given annually to the top senior student-athlete among the league's football players
- Remains the only Maryland player to receive that award
- Two-time member of the All-ACC Academic Football team
- Three-time member of the ACC Honor Roll
- Made Maryland's Dean's List on three occasions
- Three-time CoSida Academic All-District selection
- Named the 2004 LeFrak Scholar, an honor given to a Maryland football player, basketball player and track athlete who "exhibits extraordinary athletic ability, leadership and athletic achievement."
- A member of the Maryland Alpha chapter of Phi Delta Theta at The University of Maryland in College Park
- Selected to be commemorated in a special edition poster recognizing the top 30 figures in Maryland football history in 2007
- Degree in kinesiology

PERSONAL:

- Born in San Diego
- Two-time all-state kicker at Albemarle High in Charlottesville, Va
- Won soccer prep state championship on teams with twin brother, Chris
- Parents are Drs. Julie and Bob Novak, Professors at the University of Texas Health Science Center in San Antonio
- With an eye toward his post-football livelihood, participated in The NFL's Business Management and Entrepreneurial Program at the Harvard Business School in 2011

NOVAK'S CAREER POSTSEASON KICKING STATISTICS

Date	Team	Opponent	FGM	FGA	Pct	Lg	Blk	XPM	XPA	Pct	Blk	Pts	KO	TB	Pct
01/05/2014	SD	WC @ Cin	2	2	100.0	25	0	3	3	100	0	9	6	0	0
01/12/2014	SD	Div @ Den	1	2	50.0	30	0	2	2	100	0	5	3	0	0
Totals			3	4	75.0	30	0	5	5	100.0	0	14	9	0	0



JEOFFREY PAGAN DEFENSIVE END

97

Height: 6-3 | Weight: 310 | College: Alabama |
Hometown: Asheville, N.C. | 2nd NFL season |
2nd with Texans | Age: 22 | Acquired: D6a-'14 |
2015 GP/GS: 5/0 | Career GP/GS (Playoffs) 21/0 (0/0) |
Teams: Houston, 2014-15 |

TRANSACTIONS: Selected by Houston Texans with the first pick in the sixth round (177th overall) of 2014 NFL Draft...Signed by Texans on May 16, 2014.

2015 (Houston 5/0):

- Made his season debut vs. Kansas City (9/13)
- Inactive in Weeks 6-7
- Did not play in Week 8 at Tennessee (11/1)
- Inactive in Week 10 at Cincinnati (11/16)
- Did not play in Week 11 vs. N.Y. Jets (11/22)
- Inactive in Weeks 12-13

2014 (Houston 16/0):

- Played in all 16 games and made 10 tackles and one tackle for loss
- Active against Washington (9/7) in Week 1, at Oakland (9/14) in Week 2, at the New York Giants (9/21) in Week 3, vs. Buffalo (9/28), at Dallas (10/5), vs. Indianapolis (10/9), Pittsburgh (10/20) and at Tennessee (10/26)
- Recorded four tackles vs. Philadelphia (11/2) in Week 9
- Made a tackle at Cleveland (11/16) in Week 11
- Had a pair of tackles vs. Cincinnati (11/23) in Week 12
- Assisted on a tackle vs. Tennessee (11/30) in Week 13
- Played at Jacksonville (12/7) in Week 14
- Assisted on a tackle at Indianapolis (12/14) in Week 15
- Played vs. Baltimore (12/21) in Week 16
- Made a tackle for loss vs. Jacksonville (12/28) in Week 17

COLLEGE:

- Started 11 of the 31 games played
- Recorded 60 tackles, 3.5 sacks, 7.5 tackles for loss, six quarterback hurries, a blocked kick and a forced fumble

PERSONAL:

- Played in the U.S. Army All-American Bowl and the Shrine Bowl
- Recorded 54 solo tackles, 11 tackles for loss and five sacks as a junior

PAGAN'S 2015 SEASON STATISTICS

Date	Opp	GP	GS	Tot	Solo	Asst	Sk	Yds	Int	Yds	Lg	TD	PD	FF	FR	Yds	TD
9/13	KC	1	0	0	0	0	0	0	0	0	0	0	0	0	0	0	0
9/20	at Car	1	0	0	0	0	0	0	0	0	0	0	0	0	0	0	0
9/27	TB	1	0	0	0	0	0	0	0	0	0	0	0	0	0	0	0
10/4	at Atl	1	0	0	0	0	0	0	0	0	0	0	0	0	0	0	0
10/8	IND	1	0	1	0	1	0	0	0	0	0	0	0	0	0	0	0
10/18	at Jax	-	-	-	-	-	-	-	-	-	-	-	-	-	-	-	-
10/25	at Mia	-	-	-	-	-	-	-	-	-	-	-	-	-	-	-	-
11/1	Ten	-	-	-	-	-	-	-	-	-	-	-	-	-	-	-	-
11/16	at Cin	-	-	-	-	-	-	-	-	-	-	-	-	-	-	-	-
11/22	NYJ	-	-	-	-	-	-	-	-	-	-	-	-	-	-	-	-
11/29	NO	-	-	-	-	-	-	-	-	-	-	-	-	-	-	-	-
12/6	at Buf	-	-	-	-	-	-	-	-	-	-	-	-	-	-	-	-
12/13	NE	-	-	-	-	-	-	-	-	-	-	-	-	-	-	-	-
12/20	at Ind	-	-	-	-	-	-	-	-	-	-	-	-	-	-	-	-
12/27	at Ten	-	-	-	-	-	-	-	-	-	-	-	-	-	-	-	-
1/3	Jax	-	-	-	-	-	-	-	-	-	-	-	-	-	-	-	-
2015 Totals		5	0	1	0	1	0	0	0	0	0	0	0	0	0	0	0

PAGAN'S CAREER DEFENSIVE STATISTICS

Year	Team	GP	GS	Tot	Solo	Asst	Sk	Yds	Int	Yds	Lg	TD	PD	QBH	TFL	FF	FR	Yds	TD
2014	Hou	16	0	10	5	5	0	0	0	0	0	0	0	0	1	0	0	0	0
2015	Hou	5	0	1	0	1	0	0	0	0	0	0	0	0	0	0	0	0	0
TOTALS		21	0	11	5	6	0	0	0	0	0	0	0	0	1	0	0	0	0



BRIAN PETERS INSIDE LINEBACKER

52

Height: 6-4 | Weight: 235 | College: Northwestern |
Hometown: Pickerington, Ohio | 1st NFL Season |
1st with Texans | Age: 26 | Acquired: FA-'15 |
2015 GP/GS: 8/0 | Career GP/GS (Playoffs): 8/0 (0/0) |
Teams: Houston, 2015 |

TRANSACTIONS: Signed by the Minnesota Vikings on Feb. 23, 2015...Released by the Vikings on Sept. 5, 2015...Signed to the Vikings practice squad on Sept. 6, 2015...Signed by the Houston Texans to their active roster on Sept. 30, 2015.

CAREER:

- Spent the last two seasons with the Saskatchewan Roughriders of the Canadian Football League
- Played linebacker for Saskatchewan last season, recording 78 tackles, three sacks and two interceptions
- Safety at Northwestern from 2007-2011, recording 11 interceptions
- Played one season with the Arena Football League's Iowa Barnstormers (2012) before spending two seasons in Saskatchewan (2013-2014)
- Won the 101st Grey Cup with the Roughriders following the 2013 season. Recorded 5 special teams tackles in the game
- Just the 5th player in CFL history, and 1st Rider, to lead team in tackles and ST tackles in the same season

2015 (Houston 8/0):

- Signed by the Texans to their active roster on 9/30
- Made his NFL debut on special teams at Atlanta (10/4) and had one special teams tackle
- Made a special teams tackle in his second straight game vs. Indianapolis (10/8)
- Inactive in Week 6 at Jacksonville (10/18)
- Led the team with three special teams tackles, including two solo stops vs. N.Y. Jets (11/22)
- Leads the team with 10 special teams tackles this season

COLLEGE:

- Safety at Northwestern from 2007-2011, recording 11 interceptions
- Earned his degree in Learning and Organizational Change in 2011 from Northwestern
- Went on to earn a master's of arts in sports marketing and public relations

PERSONAL:

- Son of Jeff and Carla
- Father wrestled collegiately at Miami (Ohio)
- Worked with Special Olympics in high school
- Awarded Riders Outstanding Community Service Award in 2014 for his service in the community including hospital visits and a blood drive, in addition to the Habitat for Humanity efforts

PETERS' 2015 SEASON STATISTICS

Date	Opp	GP	GS	TotSoloAsst	Sk	Yds	Int	Yds	Lg	TD	PD	FF	FR	Yds	TD
10/4	at Atl	1	0	0	0	0	0	0	0	0	0	0	0	0	0
10/8	IND	1	0	0	0	0	0	0	0	0	0	0	0	0	0
10/18	at Jax	-	-	-	-	-	-	-	-	-	-	-	-	-	-
10/25	at Mia	1	0	0	0	0	0	0	0	0	0	0	0	0	0
11/1	Ten	1	0	0	0	0	0	0	0	0	0	0	0	0	0
11/16	at Cin	1	0	0	0	0	0	0	0	0	0	0	0	0	0
11/22	NYJ	1	0	0	0	0	0	0	0	0	0	0	0	0	0
11/29	NO	1	0	0	0	0	0	0	0	0	0	0	0	0	0
12/6	at Buf	1	0	0	0	0	0	0	0	0	0	0	0	0	0
12/13	NE	-	-	-	-	-	-	-	-	-	-	-	-	-	-
12/20	at Ind	-	-	-	-	-	-	-	-	-	-	-	-	-	-
12/27	at Ten	-	-	-	-	-	-	-	-	-	-	-	-	-	-
1/3	Jax	-	-	-	-	-	-	-	-	-	-	-	-	-	-
2015 Totals		8	0	0	0	0	0	0	0	0	0	0	0	0	0

Special Teams Tackles: 10



EDDIE PLEASANT STRONG SAFETY

35

Height: 5-10 | Weight: 210 | College: Oregon |
Hometown: Compton, Calif. | 3rd NFL Season |
3rd with Texans | Age: 26 | Acquired: CFA-'12 |
2015 GP/GS: 12/0 | Career GP/GS (Playoffs): 44/1 (2/0) |
Teams: Houston, 2012-15 |

TRANSACTIONS: Signed with Houston Texans on May 14, 2012...Released by Texans on Aug. 31, 2012...Signed by Texans to practice squad on Sept. 1, 2012...Signed by Texans to active roster on Dec. 21, 2012...Re-signed with Texans on March 9, 2015.

CAREER:

- Enjoyed his first full season on the active roster in 2013 after spending the first 14 weeks of the 2012 season on the practice squad as an undrafted free agent
- Has played in two postseason games

2015 (Houston 12/0):

- Made one solo tackle vs. Kansas City (9/13)
- Split a sack with S Quintin Demps, the first of his career at Carolina (9/20)
- Made two tackles (one solo) and one special teams tackle vs. Tampa Bay (9/27)
- Recovered a fumble by RB Bishop Sankey on the Titans' 24-yard line during a kickoff return in the second quarter. S Kurtis Drummond forced the fumble on the play (11/1)
- Finished with one tackle on defense and one on special teams vs. Tennessee (11/1)
- Made his first career interception when he picked off Jets QB Ryan Fitzpatrick in the fourth quarter (11/22)
- Tied for third on the team with a career-high five tackles (four solo) and tied a career-high with two passes defended vs. N.Y. Jets (11/22)
- Tied for second on the team with five tackles (two solo) and added one pass defended vs. New Orleans (11/29)
- Now has four passes defended on the season and at least one in each of the last three games

2014 (Houston 14/0):

- Played in 14 games and recorded a tackle, five special teams tackles and a pass defended
- Inactive in Weeks 4 and 5
- Made a special teams tackle vs. Indianapolis (10/9) in Week 6
- Played on special teams and at safety at Tennessee (10/26) in Week 8 and vs. Philadelphia in Week 9
- Made a special teams tackle at Cleveland (11/16) in Week 11
- Made a special teams tackle vs Cincinnati (11/23) in Week 12
- Had a tackle and a special teams tackle for the third consecutive week vs. TEN (11/30) in Week 13
- Made a special teams tackle at Indianapolis (12/14) in Week 15
- Had a pass defended vs. Jacksonville (12/28) in Week 17

2013 (Houston 16/1):

- Played in all 16 games and started at strong safety against Denver (12/22)
- Set career-highs with 15 tackles, two passes defended and eight special teams tackles
- Recorded eight special teams tackles and 15 tackles on defense with two passes defended
- Made two solo tackles on defense and one on special teams at San Francisco (10/6)
- Recorded one solo tackle on defense and two special teams tackles vs. Oakland (11/17)
- Recorded a career-high four solo tackles vs. New England (12/1)
- Tied his career high with four solo tackles vs. Denver (12/22)

2012 (Houston 2/0, 2/0):

- Made his NFL debut with a special teams tackle vs. Minnesota (12/23)
- Made his postseason debut in the AFC Wild Card Playoff vs. Cincinnati (1/5/13)
- Had one assisted tackle on special teams in AFC Divisional Playoff at NE (1/13/13)

PLEASANT'S 2015 SEASON STATISTICS

Date	Opp	GP	GS	Tot	Solo	Asst	Sk	Yds	Int	Yds	Lg	TD	PD	FF	FR	Yds	TD
9/13	KC	1	0	1	1	0	0	0	0	0	0	0	0	0	0	0	0
9/20	at Car	1	0	1	0	1	0.5	6.5	0	0	0	0	0	0	0	0	0
9/27	TB	1	0	2	1	1	0	0	0	0	0	0	0	0	0	0	0
10/4	at Atl	1	0	1	1	0	0	0	0	0	0	0	0	0	0	0	0
10/8	IND	1	0	2	2	0	0	0	0	0	0	0	0	0	0	0	0
10/18	at Jax	1	0	1	1	0	0	0	0	0	0	0	0	0	0	0	0
10/25	at Mia	1	0	1	0	1	0	0	0	0	0	0	0	0	0	0	0
11/1	Ten	1	0	1	1	0	0	0	0	0	0	0	0	0	1	0	0
11/16	at Cin	1	0	3	1	2	0	0	0	0	0	0	1	0	0	0	0
11/22	NYJ	1	0	5	4	1	0	0	1	-1	-1	0	2	0	0	0	0
11/29	NO	1	0	5	2	3	0	0	0	0	0	0	1	0	0	0	0
12/6	at Buf	1	0	1	1	0	0	0	0	0	0	0	0	0	0	0	0
12/13	NE	-	-	-	-	-	-	-	-	-	-	-	-	-	-	-	-
12/20	at Ind	-	-	-	-	-	-	-	-	-	-	-	-	-	-	-	-
12/27	at Ten	-	-	-	-	-	-	-	-	-	-	-	-	-	-	-	-
1/3	Jax	-	-	-	-	-	-	-	-	-	-	-	-	-	-	-	-
2015 Totals		12	0	24	15	9	0.5	6.5	1	-1	-1	0	4	0	1	0	0

Special Teams Tackles: 7

Quarterback Hits (QBHs): 1

2015 GAME HIGHS

Tackles	5	2x, last: vs. New Orleans, 11/29
Sacks	0.5	at Carolina, 9/20
Fumble Recoveries	1	vs. Tennessee, 11/1
Interceptions	1	vs. NY Jets, 11/22
Passes Defended	2	vs. NY Jets, 11/22

CAREER GAME HIGHS

Tackles	5	2x, last: vs. New Orleans, 11/29
Passes Defended	2	2x, last: vs. NY Jets, 11/22/15
Sacks	0.5	at Carolina, 9/20/15
Fumble Recoveries	1	vs. Tennessee, 11/1/15
Interceptions	1	vs. NY Jets, 11/22/15

CAREER SEASON HIGHS

Tackles	13	2013
Passes Defended	2	2013
Special Teams Tackles	8	2013

PLEASANT'S CAREER DEFENSIVE STATISTICS

Year	Team	GP	GS	Tot	Solo	Asst	Sk	Yds	Int	Yds	Lg	TD	PD	QBH	TFL	FF	FR	Yds	TD
2012	Hou	2	0	0	0	0	0.0	0.0	0	0	0	0	0	0	0	0	0	0	0
2013	Hou	16	1	13	12	1	0.0	0.0	0	0	0	0	2	0	0	0	0	0	0
2014	Hou	14	0	1	1	0	0.0	0.0	0	0	0	0	1	0	0	0	0	0	0
2015	Hou	12	0	24	15	9	0.5	6.5	1	-1	-1	0	4	1	0	0	1	0	0
Career		44	1	38	28	10	0.5	6.5	1	-1	-1	0	7	1	0	0	1	0	0

ADDITIONAL STATISTICS

Special Teams Tackles (21): 2012 - 1; 2013 - 8; 2014 - 5; 2015 - 7.

EDDIE PLEASANT

COLLEGE:

- Saw action in 51 career games for Oregon, including 37 career starts
- Named to 2011 All-Pac-12 first team and shared team honors of most inspirational player
- Oregon's starting rover/strong safety for all 13 games in 2010 ranked fifth on the team with 65 tackles
- Made a season-high four stops (three solo) and broke up two passes vs. UCLA in 2008

PERSONAL:

- Attended Kennedy High School
- Received all-Orange Country player of the year, all-state and defensive player of the year accolades
- Tallied 57 tackles, 1.5 quarterback sacks, one interception and one blocked field goal as a prep senior

PLEASANT'S CAREER PLAYOFF DEFENSIVE STATISTICS

Year	Team	GP	GS	Tot	Solo	Asst	Sk	Yds	Int	Yds	Lg	TD	PD	QBH	TFL	FF	FR	Yds	TD
1/5/13	vs. Cin (WC)	1	0	0	0	0	0.0	0.0	0	0	0	0	0	0	0	0	0	0	0
1/13/13	at NE (Div)	1	0	0	0	0	0.0	0.0	0	0	0	0	0	0	0	0	0	0	0
Career		2	0	0	0	0	0.0	0.0	0	0	0	0	0	0	0	0	0	0	0

ADDITIONAL STATISTICS

Special Teams Tackles (1): 2012 - 1.



CHRIS POLK RUNNING BACK

22

Height: 5-11 | Weight: 222 | College: Washington |
Hometown: Redlands, Calif. | 4th NFL Season |
1st with Texans | Age: 25 | Acquired: FA-'15 |
2015 GP/GS: 11/0 | Career GP/GS (Playoffs): 47/0 (1/0) |
Teams: Philadelphia, 2012-14; Houston, 2015 |

TRANSACTIONS: Signed by the Philadelphia Eagles as an undrafted free agent in 2012... Signed by the Houston Texans on April 29, 2015.

CAREER:

- Before joining the Texans, compiled 270 rushing yards and seven rushing touchdowns on 57 carries (4.7 avg.) in 36 career games played
- Has recorded 348 return yards on 13 kickoff returns (26.8 avg.), including a 102-yard touchdown return
- Scored a touchdown on his first-ever NFL carry in a game at Denver on Sept. 29, 2013
- Has one career forced fumble on special teams

2015 (Houston, 11/0):

- Carried the ball five times for 22 rushing yards and had one catch for nine yards vs. Kansas City (9/13)
- Recorded a team-high 38 rushing yards on 14 carries (2.7 avg.) and caught two passes for nine yards (4.5 avg.) at Carolina (9/20)
- Had five rushing yards on five carries vs. Tampa Bay (9/27)
- Scored a 1-yard rushing touchdown in the fourth quarter, his first of the season and eighth of his career at Atlanta (10/4)
- Led the team with 27 rushing yards, while adding three receptions for 23 yards at Atlanta (10/4)
- Inactive in Week 11 vs. N.Y. Jets (11/24)
- Led the team with a single-game career-high 61 rushing yards on 12 carries (5.1 avg.) at Buffalo (12/6)
- Scored his first career receiving touchdown on an 11-yard pass from Hoyer in the second quarter at Buffalo (12/6)
- Recorded a season-long 20-yard run in the first quarter at Buffalo (12/6)

2014 (Philadelphia, 14/0):

- Played in 14 games and compiled 172 rushing yards and four touchdowns on 46 attempts (3.7 avg.)
- Also recorded 16 receiving yards on two receptions (8.0 avg.)
- Played on special teams all season and recorded 340 kick return yards on 11 attempts (30.9 avg.), including a 102-yard return for a touchdown vs. Washington (9/21)
- Ran for a career-high 50 yards and scored a touchdown on eight carries at Houston (11/02)
- Scored two rushing touchdowns on two carries vs. Dallas (12/14)
- Picked up 49 rushing yards on a season-high 11 attempts at Dallas (11/27)
- Recorded 38 rushing yards and a rushing touchdown on seven carries (5.4 avg.) at N.Y. Giants (12/28)
- Had 137 kick return yards and a touchdown on just two returns (68.5 avg.) vs. Washington (9/21)
- Forced a fumble on special teams at Green Bay (11/16)

2013 (Philadelphia, 15/0):

- Played in 15 games and recorded 98 rushing yards and three rushing touchdowns on just 11 carries (8.9 avg.)
- Made four catches for 61 yards (15.3 avg.)

CAREER GAME HIGHS

Rushing yards 61 at Buffalo (12 attempts), 12/6/15
Rushing attempts 14 at Carolina (38 yards), 9/20/15
Rushing touchdowns 2 vs. Dallas, 12/14/14
Rushing long 38t vs. Detroit, 12/08/13
Receptions 3 at Atlanta (23 yards), 10/4/15
Receiving yards 34 at Dallas (1 reception), 12/29/13
Receiving TDs 1 at Buffalo, 12/6/15

POLK'S CAREER OFFENSIVE STATISTICS

Year	Team	GP	GS	RUSHING					RECEIVING				
				Rush	Yds	Avg	Lg	TD	Rec	Yds	Avg	Lg	TD
2012	Phi	7	0	0	0	0	0	0	0	0	0	0	0
2013	Phi	15	0	11	98	8.9	38t	3	4	61	15.3	34	0
2014	Phi	14	0	46	172	3.7	22	4	2	16	8	15	0
2015	Hou	11	0	70	252	3.6	20	1	14	95	6.8	12	1
Career		47	0	127	522	4.1	38t	8	20	172	8.6	34	1

- Had one reception for a career-long 34 yards at Dallas (12/29)
- Ran for a career-high 50 yards and a touchdown on four carries vs. Detroit (12/08), including a career-best 38-yard touchdown run in the fourth quarter
- Recorded 33 rushing yards and one rushing touchdown on three carries plus 19 receiving yards on two receptions (9.5 avg.) at Denver (9/29)
- Scored on a four-yard run at Denver (9/29) on his first career rushing attempt
- Scored a 10-yard rushing touchdown in the fourth quarter vs. Chicago (12/22)
- Played on special teams all season and attempted one kickoff return that went for 8 yards vs. the Bears (12/22)
- Sustained a shoulder injury at TB (10/13) and did not play the next week

2012 (Philadelphia, 7/0):

- Played in seven games on special teams

COLLEGE:

- Attended the University of Washington
- Won the 2010 Holiday Bowl as a junior and was named offensive MVP after rushing for a game-high 177 yards and one touchdown
- The 19-7 victory over Nebraska was Washington's first bowl appearance since 2002

POLK'S 2015 OFFENSIVE STATISTICS

Date	Opp	GP	GS	Rush	Yds	Avg	Lg	TD	Rec	Yds	Avg	Lg	TD
9/13	KC	1	0	5	22	4.4	13	0	1	9	9.0	9	0
9/20	at Car	1	0	14	38	2.7	13	0	2	9	4.5	6	0
9/27	TB	1	0	5	5	1.0	6	0	0	0	0	0	0
10/4	at Atl	1	0	3	27	9.0	17	1	3	23	7.7	11	0
10/8	Ind	1	0	1	5	5.0	5	0	2	17	8.5	12	0
10/18	at Jax	1	0	8	37	4.6	12	0	1	2	2.0	2	0
10/25	at Mia	1	0	4	4	1.0	5	0	2	14	7.0	8	0
11/1	Ten	1	0	8	18	2.3	5	0	1	4	4.0	4	0
11/16	at Cin	1	0	4	14	3.5	13	0	0	0	0	0	0
11/22	NYJ	-	-	-	-	-	-	-	-	-	-	-	-
11/29	NO	1	0	6	21	3.5	6	0	1	6	6.0	6	0
12/6	at Buf	1	0	12	61	5.1	20	0	1	11	11.0	11	1
12/13	NE	-	-	-	-	-	-	-	-	-	-	-	-
12/20	at Ind	-	-	-	-	-	-	-	-	-	-	-	-
12/27	at Ten	-	-	-	-	-	-	-	-	-	-	-	-
1/3	Jax	-	-	-	-	-	-	-	-	-	-	-	-
2015 Totals		11	0	70	252	3.6	20	1	14	95	6.8	12	1

2015 GAME HIGHS

Rushing yards 61 at Buffalo, 12/6
Rushing attempts 14 at Carolina, 9/20
Rushing TDs 1 at Atlanta, 10/4
Receptions 3 at Atlanta, 10/4
Receiving yards 23 at Atlanta, 10/4
Receiving TDs 1 at Buffalo, 12/6

CAREER SEASON HIGHS

Rushing yards 172 2014
Rushing attempts 46 2014
Rushing touchdowns 4 2014
Receptions 4 2013
Receiving yards 61 2013
Return touchdowns 1 2014



JAY PROSCH FULLBACK

45

Height: 6-1 | Weight: 256 | College: Auburn |
Hometown: Mobile, Ala. | 2nd NFL season |
2nd with Texans | Age: 23 | Acquired: D6c-'14 |
2015 GP/GS: 12/2 | Career GP/GS (Playoffs): 28/7 (0/0) |
Teams: Houston, 2014-15 |

TRANSACTIONS: Selected by Houston Texans with the 35th pick in the sixth round (211th overall) of 2014 NFL Draft...Signed by Texans on May 16.

2015 (Houston 12/2):

- Made his season debut vs. Kansas City (9/13)
- Recorded his first career rushing attempt, which went for four yards and a first down on third-and-1 in the first quarter at Carolina (9/20)
- Totaled 24 yards on three carries (8.0 avg.) vs. Tampa Bay (9/27)
- Registered a 16-yard rush in the fourth quarter, a career-long vs. Tampa Bay (9/27)

2014 (Houston 16/5):

- Started five games and played in all 16 in his rookie season. Also had three special teams tackles
- Started in his NFL debut against Washington (9/7) in Week 1
- Started at the New York Giants (9/21) in Week 3
- Made his first career catch for 24 yards vs. Buffalo (9/28) in Week 4
- Made his first career special teams tackle in Week 8 at Tennessee (10/26)
- Had a special teams tackle vs. Tennessee (11/30) in Week 13
- Started and had a special teams tackle at Jacksonville (12/7) in Week 14

COLLEGE

- Started 30-of-51 games in a career
- Played at Illinois in 2010 and 2011 and at Auburn in 2012 and 2013
- Credited with 55 touchdown resulting blocks
- Blocked for nation's number one rushing offense (328.3 yards per game) in 2013
- Began his collegiate career as a linebacker and made the switch to offense in 2010

PERSONAL:

- Attended UMS-Wright (Mobile, Ala.) Preparatory School, playing football for head coach Terry Curtis
- Earned All-State Class 4A honors as an offensive lineman his junior campaign

- Helped the Bulldogs capture the AHSAA state championship in 2008
- Named first-team Class All-State at linebacker by the Alabama Sports Writers Association as a senior
- Selected as the Mobile Optimist Club Player of the Year in 2009
- Recorded 199 total tackles (114 solos) with 16 tackles for loss, five pass breakups and a sack in his career
- Recipient of the Football Writers Association of America Courage Award
- Joined Auburn after obtaining an NCAA waiver to transfer from Illinois as his mother was battling brain cancer

PROSCH'S 2015 SEASON STATISTICS

Date	Opp	GP	GS	Rush	Yds	Avg	Lg	TD	Rec	Yds	Avg	Lg	TD
9/13	KC	1	0	0	0	0	0	0	0	0	0	0	0
9/20	at Car	1	0	1	4	4.0	4	0	0	0	0	0	0
9/27	TB	1	1	3	24	8.0	16	0	0	0	0	0	0
10/4	at Atl	1	1	0	0	0	0	0	0	0	0	0	0
10/8	Ind	1	0	0	0	0	0	0	0	0	0	0	0
10/18	at Jax	1	0	0	0	0	0	0	0	0	0	0	0
10/25	at Mia	1	0	0	0	0	0	0	0	0	0	0	0
11/1	Ten	1	0	0	0	0	0	0	0	0	0	0	0
11/16	at Cin	1	0	0	0	0	0	0	0	0	0	0	0
11/22	NYJ	1	0	1	3	3.0	3	0	0	0	0	0	0
11/29	NO	1	0	0	0	0	0	0	0	0	0	0	0
12/6	at Buf	1	0	0	0	0	0	0	0	0	0	0	0
12/13	NE	-	-	-	-	-	-	-	-	-	-	-	-
12/20	at Ind	-	-	-	-	-	-	-	-	-	-	-	-
12/27	at Ten	-	-	-	-	-	-	-	-	-	-	-	-
1/3	Jax	-	-	-	-	-	-	-	-	-	-	-	-
Totals		12	2	5	31	6.2	16	0	0	0	0.0	0	0

Special Teams Tackles: 5

Miscellaneous Tackles: 1

2015 GAME HIGHS

Rushing Attempts	3	vs. Tampa Bay, 9/27
Yards Rushing	24	vs. Tampa Bay, 9/27
Rushing Long	16	vs. Tampa Bay, 9/27

PROSCH'S CAREER OFFENSIVE STATISTICS

Year	Team	GP	GS	RUSHING					RECEIVING				
				Rush	Yds	Avg	Lg	TD	Rec	Yds	Avg	Lg	TD
2014	Hou	16	5	0	0	0	0	0	1	24	24.0	24	0
2015	Hou	12	2	5	31	6.2	16	0	0	0	0	0	0
Career		28	7	5	31	6.2	16	0	1	24	24.0	24	0

ADDITIONAL STATISTICS

Special Teams Tackles (Career- 8): 2014- 3; 2015 - 5.



CECIL SHORTS III WIDE RECEIVER

Height: 6-0 | Weight: 202 | College: Mount Union |
Hometown: Cleveland, OH. | 5th NFL Season |
1st with Texans | Age: 27 | Acquired: FA-'15 |
2015 GP/GS: 9/3 | Career GP/GS (Playoffs): 59/37 (0/0) |
Teams: Jacksonville, 2011-14; Houston, 2015 |

18

TRANSACTIONS: Selected by the Jacksonville Jaguars in the fourth round (114th overall) of the 2011 NFL Draft...Signed by the Houston Texans on March 16, 2015.

CAREER:

- Led the Jaguars in receptions (176), receiving yards (2,343) and touchdowns (12) from 2011-14
- First career reception came vs. Houston (11/27/11), a 25-yard gain for a first down
- Has seven career 100-yard receiving games
- Became the fifth player in franchise history to record at least one passing completion, rushing attempt and reception in a game

2015 (Houston, 9/3):

- In his debut with the Texans, caught four passes for 57 yards (14.3 avg.) vs. Kansas City (9/13)
- Recorded a team-high six receptions for 34 yards (5.7 avg.) at Carolina (9/20)
- Caught six passes for 58 yards vs. Tampa Bay (9/27)
- His reception total tied a single-game season-high, while his 58 yards are the most he's recorded in 2015 (9/27)
- Totaled season highs of four punt returns for 40 yards (10.0 avg.) at Atlanta (10/4)
- Notched his third straight game with six receptions for a season-high 87 yards (10/4)
- Started his first game against his former team (2011-14) and caught four passes for 63 yards at Jacksonville (10/18)
- Inactive in Week 5 and Weeks 7-8
- Threw a 21-yard touchdown pass to RB Alfred Blue in the third quarter vs. N.Y. Jets (11/22) to give the Texans a 17-10 lead. It marked his second career passing touchdown, as he is now 3-of-3 for 53 yards, two touchdowns and a 158.3 passer rating. Also threw for a score as a member of the Jacksonville Jaguars on 12/28/14 at Houston
- The last non-quarterback to throw a touchdown for the Texans was RB Arian Foster in Week 16 vs. Baltimore (12/21/14) in 2014
- Registered a career-long 12-yard run in the first quarter vs. N.Y. Jets (11/22) and finished with four rushing attempts for 26 yards
- Became the fifth player in franchise history to record at least one passing completion, rushing attempt and reception in a game
- Caught three passes for 18 yards and a touchdown. Also rushed three times for 20 yards (6.7 avg.) vs. New Orleans (11/29)
- Scored on a 3-yard pass from Hoyer in the first quarter vs. New Orleans (11/29), giving him his second touchdown of the season and 14th of his career
- Led the team with six receptions for 91 yards, including a long of 23 yards at BUF (12/6)
- His reception total tied a single-game season-high, while his yardage total was a personal-best for 2015

2014 (Jacksonville, 13/12):

- Started in 12-of-13 games for the Jaguars at wide receiver, posting 53 receptions for 557 yards and one touchdown on 110 targets
- Recorded three receptions of 25 yards or more, 263 yards after catch, a 10.5 average yards per reception, and 26 first downs
- Grabbed five receptions, including a long of 53 yards, for 119 yards vs. Dallas (11/9/14)
- Notched 10 receptions for 103 yards on 16 targets at Tennessee (10/12/14)
- Posted five receptions for 35 yards and a receiving touchdown vs. Indianapolis (9/21/14)
- Logged six receptions for 76 yards on 11 targets at Baltimore (12/14/14)
- Threw a 23-yard touchdown pass vs. Houston in the season finale

2013 (Jacksonville, 13/13):

- Started in 13 games at wide receiver for the Jaguars, posting a team-leading and career-best 66 receptions for 777 yards and three touchdowns on 125 targets
- Recorded two receptions of 25 yards or more, 300 yards after catch, a 11.8 average per reception, and 41 first downs
- Led team with 10 receptions of 20-plus yards including a 59-yarder

SHORTS' 2015 OFFENSIVE STATISTICS

Date	Opp	GP	GS	Rush	Yds	Avg	Lg	TD	Rec	Yds	Avg	Lg	TD
9/13	KC	1	0	0	0	0	0	0	4	57	14.3	20	0
9/20	at Car	1	0	0	0	0	0	0	6	34	5.7	16	0
9/27	TB	1	0	0	0	0	0	0	6	58	9.7	18	0
10/4	at Atl	1	0	0	0	0	0	0	6	87	14.5	42	1
10/8	Ind	-	-	-	-	-	-	-	-	-	-	-	-
10/18	at Jax	1	1	0	0	0	0	0	4	63	15.8	31	0
10/25	at Mia	-	-	-	-	-	-	-	-	-	-	-	-
11/1	Ten	-	-	-	-	-	-	-	-	-	-	-	-
11/16	at Cin	1	1	0	0	0	0	0	3	16	5.3	13	0
11/22	NYJ	1	0	4	26	6.5	12	0	2	51	25.5	35	0
11/29	NO	1	1	3	20	6.7	7	0	3	18	6.0	8	1
12/6	at Buf	1	1	1	1	1.0	1	0	6	91	15.2	23	0
12/13	NE	-	-	-	-	-	-	-	-	-	-	-	-
12/20	at Ind	-	-	-	-	-	-	-	-	-	-	-	-
12/27	at Ten	-	-	-	-	-	-	-	-	-	-	-	-
1/3	Jax	-	-	-	-	-	-	-	-	-	-	-	-
2015 Totals		9	3	8	47	5.9	12	0	40	475	11.9	42	2

Fumbles/Lost: 2/1

2015 Punt Return Stats: Total of 48 yards on six punt returns (8.0 avg.) and three fair catches...Returned two punts for 8 yards (4.0 avg.) and had two fair catches vs. TB (9/27)...Returned four punts for 40 yards (10.0 avg.) and had one fair catch at ATL (10/24)

2015 Passing Stats: Threw a 21-yard touchdown pass to RB Alfred Blue vs. NYJ (11/22)

2015 GAME HIGHS

Receptions	6	4x, last : at Buffalo, 12/6
Yards Receiving	91	at Buffalo, 12/6
Receiving Touchdowns	1	2x, last: vs. New Orleans, 11/29
Receiving Long	42	at Atlanta, 10/4
Rushing Attempts	4	vs. N.Y. Jets, 11/22
Rushing Yards	26	vs. N.Y. Jets, 11/22

SHORTS' CAREER PUNT RETURN STATISTICS

Year	Tm	No.	Yds	Avg	Lg	TD	FC
2011	Jax	12	50	4.2	27	0	6
2015	Hou	6	48	8.0	17	0	3
Totals		18	98	5.4	27	0	9

SHORTS' CAREER PASSING STATISTICS

Year	Tm	Att	Cmp	Pct	Yds	Lg	Yd/A	TD	INT	Sk	Yds	Rate
2014	Jax	2	2	100	32	23t	16.0	1	0	0	0	158.3
2015	Hou	1	1	100	21	21t	21.0	1	0	0	0	158.3
Totals		3	3	100	53	23t	17.7	2	0	0	0	158.3

SHORTS' CAREER KICK RETURN STATISTICS

Year	Tm	No.	Yds	Avg	Lg	TD	FC
2011	Jax	4	82	20.5	23	0	0
Totals		4	82	20.5	23	0	0

CAREER GAME HIGHS

Receptions	10	at Tennessee, 10/12/14
Yards Receiving	143	at Seattle, 9/22/13
Receiving Touchdowns	1	14x, last: vs. New Orleans, 11/29/15
Receiving Long	80t	at Indianapolis, 9/23/12

CAREER SEASON HIGHS

Receptions	66	2013
Yards Receiving	979	2012
Receiving Touchdowns	7	2012
Receiving Long	80t	2012

SHORTS' CAREER OFFENSIVE STATISTICS

Year	Team	GP	GS	Rush	Yds	Avg	Lg	TD	Rec	Yds	Avg	Lg	TD
2011	Jax	10	0	0	0	0	0	0	2	30	15	25	1
2012	Jax	14	9	1	-4	-4	-4	0	55	979	17.8	80t	7
2013	Jax	13	13	0	0	0	0	0	66	777	11.8	59	3
2014	Jax	13	12	0	0	0	0	0	53	557	10.5	53	1
2015	Hou	9	3	8	47	5.9	12	0	40	475	11.9	42	2
Career		59	37	9	43	4.8	12	0	216	2,818	13.0	80t	14

CECIL SHORTS III

- Had eight receptions for 143 yards and six first downs on 15 targets at Seattle (9/22/13)
- Posted five receptions for 74 yards and one touchdown at St. Louis (10/6/13)
- Logged six receptions for 64 yards and one touchdown at Cleveland (12/1/13)
- Ended the season on injured reserve with a groin injury and missed final three games

2012 (Jacksonville, 14/9):

- Started nine of 14 games and ranked second on the club with 55 receptions and 105 targets
- Led Jaguars in receiving yards (979), touchdowns (7), receptions of 20-plus yards (17), receptions of 50-plus yards (4), and 100-yard games (4)
- Set single-season franchise record in 2012 and ranked second in the NFL in average per reception (17.8)
- Ranked second in NFL with a franchise-record four catches of 50-plus yards including three for touchdowns and tied for second in NFL with five receiving touchdowns of 20-plus yards
- Averaged 26.5-yards per reception in five division games with 14 catches for 371 yards and four touchdowns
- Posted eight receptions for 116 yards at Green Bay (10/28/12)
- Notched six receptions for 105 yards and a touchdown vs. Indianapolis (11/08/12)
- Logged seven receptions for 77 yards and a touchdown at Buffalo (12/2/12)
- Missed two games with a concussion and ended the season on injured reserve

2011 (Jacksonville, 10/0):

- Saw action in 10 games as a rookie at WR and return specialist, finishing with two receptions for 30 yards and one touchdown
- Recorded a 20.5-yard average on four kickoff returns and 4.2-yard average on 12 punt returns
- Made NFL debut on Sep. 11 vs. Tennessee and returned three punts for 31 yards with a long of 27
- First career reception came vs. Houston (11/27/11), a 25-yard gain for a Jaguars first down
- First career touchdown reception came vs. San Diego (12/5/11), a five-yard pass
- Missed six games with a hamstring injury

COLLEGE:

- Four-year letterman and three-time All-America selection, playing in 56 career games and finishing career with 78 career TDs (school-record 63 receiving) along with 259 receptions for 4,705 yards
- Highest drafted player in school history and first player drafted by the Jaguars from a Division III school
- Accounted for 5,989 all-purpose yards (108.9 yards per game) and 468 points scored, which are the second-most in conference history
- Two-time Ohio Athletic Conference Ed Sherman Award Winner, given to the conference's top wide receiver, and competed on Mount Union's track team as a sprinter
- Switched from quarterback to wide receiver after his sophomore year when Redskins WR Pierre Garcon graduated
- Recorded 77 receptions for 1,484 yards and 23 touchdowns, which set an Ohio Athletic Conference record, in 2008 during his first full season at wide receiver
- 57-3 in college career

PERSONAL:

- Attended Collinwood High School (Ohio) where he played for his father, Cecil Shorts Jr., and earned All-District and All-Conference selection at quarterback
- Married (Chanel) with two kids, one son, Cecil Shorts IV and one daughter, Payton
- Member of the Mount Union chapter of Fellowship of Christian Athletes
- Received All-America honors from U.S. Track & Field and Cross Country Coaches Association
- Twitter handle is @CecilShortsIII



JOHN SIMON OUTSIDE LINEBACKER

51

Height: 6-1 | Weight: 252 | College: Ohio State |
Hometown: Youngstown, Ohio | 3rd NFL Season |
2nd with Texans | Age: 25 | Acquired: FA-14 |
2015 GP/GS: 12/7 | Career GP/GS (Playoffs): 30/7 (0/0) |
Teams: Baltimore, 2013; Houston, 2014-15 |

TRANSACTIONS: Drafted in the fourth round by the Baltimore Ravens in the 2013 NFL Draft...Released by the Ravens on Aug. 30, 2014...Signed to the Ravens practice squad on Aug. 31, 2014...Signed by the Houston Texans on Oct. 7, 2014.

2015 (Houston 12/7):

- Started and made a career-high four tackles (two solo) vs. Kansas City (9/13)
- Started at Carolina (9/20)
- Made one solo tackle vs. Tampa Bay (9/27)
- Tied a single-game career-high with four tackles (two solo) at Atlanta (10/4)
- Recorded his first sack of the season and increased his career total to 2.5 after bringing down Bortles for an 8-yard loss in the fourth quarter at Jacksonville (10/18)
- Posted his second sack of the season and 3.5 for his career when he brought down Tannehill for an 8-yard loss in the second quarter at Miami (10/25)
- Recorded back-to-back games with a sack for the second time in his career (Weeks 6-7)
- Tied for fourth on the team with six tackles (four solo). Also added a special teams tackle vs. Tennessee (11/1)
- Notched three solo tackles and a sack vs. Cincinnati (11/16)
- Split a sack with OLB Jadeveon Clowney in the fourth quarter vs. N.Y. Jets (11/22)
- Has totaled 3.5 sacks in the last six games and 5.0 for his career
- Tied for the team lead with six tackles (five solo) and added a quarterback hit at Buffalo (12/6)

2014 (Houston 11/0):

- Made nine tackles and had 1.5 sacks in 11 games. Also had six quarterback hits, two tackles for loss, three special teams tackles and one pass defended
- Registered a sack, one tackle and a special teams tackle vs. Indianapolis in his Texans debut
- Notched a pair of quarterback hits at Tennessee (10/26) in Week 8
- Combined with J.J. Watt for a sack and added a quarterback hit, a pass defended, a special teams tackle and a tackle vs. Philadelphia (11/2) in Week 9
- Made a special teams tackle at Cleveland (11/16) in Week 11
- Had a career-high three tackles, a tackle for loss and a quarterback hit vs. Tennessee (11/30) in Week 13
- Made a pair of tackles and had a quarterback hit at Indianapolis (12/14) in Week 15
- Assisted on a tackle vs. Baltimore (12/21) in Week 16

2013 (Baltimore 7/0):

- Made four special teams tackles in five games for Baltimore

COLLEGE:

- Big Ten Defensive Player of the Year (2012)
- Totaled 154 tackles (81 solo), 20.5 sacks, 10 PD, 3 FRs and 43 TFL in his career
- Saw action in 50 games, including 37-consecutive starts
- First-team All-Big Ten by the media and coaches (2012)
- Two-time third-team All-American by the Associated Press (2011-12)
- Majored in sports & leisure studies

PERSONAL:

- Prepped at Cardinal Mooney
- Two-time All-State honoree, helping his team to three state title games and a regional semifinals appearance
- Was Ohio's Division IV and NE Ohio's Defensive Player of the Year as a senior when he had 148 tackles, 13 TFL, 11 sacks and 3 FFs.
- Played in the U.S. Army All-American game and was a member of the National Honor Society and a Cardinal Mooney Ambassador

SIMON'S 2015 SEASON STATISTICS

Date	Opp	GP	GS	Tot	Solo	Asst	Sk	Yds	Int	Yds	Lg	TD	PD	FF	FR	Yds	TD
9/13	KC	1	1	4	2	2	0	0	0	0	0	0	0	0	0	0	0
9/20	at Car	1	1	0	0	0	0	0	0	0	0	0	0	0	0	0	0
9/27	TB	1	0	1	1	0	0	0	0	0	0	0	0	0	0	0	0
10/4	at Atl	1	0	4	2	2	0	0	0	0	0	0	0	0	0	0	0
10/8	IND	1	0	3	3	0	0	0	0	0	0	0	0	0	0	0	0
10/18	at Jax	1	1	2	1	1	1.0	8	0	0	0	0	0	0	0	0	0
10/25	at Mia	1	0	6	4	2	1.0	8	0	0	0	0	0	0	0	0	0
11/1	Ten	1	1	6	4	2	0	0	0	0	0	0	0	0	0	0	0
11/16	at Cin	1	1	3	3	0	1.0	0	0	0	0	0	0	0	0	0	0
11/22	NYJ	1	0	2	1	1	0.5	2.5	0	0	0	0	0	0	0	0	0
11/29	NO	1	1	3	2	1	0	0	0	0	0	0	0	0	0	0	0
12/6	at Buf	1	1	6	5	1	0	0	0	0	0	0	0	0	0	0	0
12/13	NE	-	-	-	-	-	-	-	-	-	-	-	-	-	-	-	-
12/20	at Ind	-	-	-	-	-	-	-	-	-	-	-	-	-	-	-	-
12/27	at Ten	-	-	-	-	-	-	-	-	-	-	-	-	-	-	-	-
1/3	Jax	-	-	-	-	-	-	-	-	-	-	-	-	-	-	-	-
2015 Totals		12	7	40	28	12	3.5	18.5	0	0	0	0	0	0	0	0	0

Special Teams Tackles: 3

Quarterback Hits (QBHs): 5

Tackles For Loss (TFLs): 2

2015 GAME HIGHS

Tackles	6	3x, last: at Buffalo, 12/6
Tackles for Loss	1	2x, last: at Miami, 10/25
Quarterback Hits	1	5x, last: at Buffalo, 12/6
Sacks	1	3x, last: at Cincinnati, 11/16

CAREER GAME HIGHS

Tackles	6	3x, last: at Buffalo, 12/6/15
Tackles for Loss	1	4x, last: at Miami, 10/25/14
Quarterback Hits	2	at Tennessee, 10/26/14
Sacks	1	4x, last: at Cincinnati, 11/16/15
Special Teams Tackles	1	8x, last: at Atlanta, 10/4/15

CAREER SEASON HIGHS

Tackles	9	2014
Tackles for Loss	2	2014
Quarterback Hits	6	2014
Sacks	1.5	2014
Special Teams Tackles	4	2013

SIMON'S CAREER DEFENSIVE STATISTICS

Year	Team	GP	GS	Tot	Solo	Asst	Sk	Yds	Int	Yds	Lg	TD	PD	QBH	TFL	FF	FR	Yds	TD
2013	Bal	7	0	0	0	0	0.0	0	0	0	0	0	0	0	0	0	0	0	0
2014	Hou	11	0	9	4	5	1.5	5.0	0	0	0	0	1	6	2	0	0	0	0
2015	Hou	12	7	40	28	12	3.5	18.5	0	0	0	0	0	5	2	0	0	0	0
Career		30	7	49	32	17	5.0	23.5	0	0	0	0	1	11	4	0	0	0	0

ADDITIONAL STATISTICS

Special Teams Tackles (10): 2015 - 3; 2014 - 3; 2013 - 4



JAELEN STRONG

WIDE RECEIVER

11

Height: 6-2 | Weight: 217 | College: Arizona State |
Hometown: Philadelphia, Pa. | Rookie |
1st with Texans | Age: 21 | Acquired: D3-'15 |
2015 GP/GS: 6/0 | Career GP/GS (Playoffs): 6/0 (0/0) |
Teams: Houston, 2015 |

TRANSACTIONS: Selected by Houston Texans with the sixth pick in the third round (70th overall) of 2015 NFL Draft.

2015 (Houston, 6/0):

- Did not play in Week 1 vs. Kansas City (9/13)
- Inactive Weeks 2-4
- Became the first player in Texans history to score two receiving touchdowns in his first career game (10/8)
- Became the second player in team history to score two receiving touchdowns in a game as a rookie (10/8)
- Became the first NFL player since Jaguars WR Allen Hurns in Week 1 of 2014 to catch two touchdowns on his first two receptions in his first career game (10/8)
- Caught a 42-yard touchdown pass from QB Brian Hoyer as time expired in the first half, which marked his first career reception, vs. Indianapolis (10/8)
- Scored on an 11-yard pass from Hoyer in the third quarter, giving him a total of two catches for 53 yards and two touchdowns in the game vs. Indianapolis (10/8)
- Inactive in Week 10 at Cincinnati (11/16) and Week 12 vs. New Orleans (11/29)

CAREER AT ARIZONA STATE:

- Saw action in 26 career games in two seasons with the Sun Devils making 157 receptions for 2,287 receiving yards and 17 touchdowns
- His career receptions total ranks fifth in all-time in school history

2014 (Arizona State):

- Tallied four All-American Awards including *Sporting News* All-America (Second Team), *Sports Illustrated* All-America (Second Team), *CBSSports.com* All-America (Second Team) and *ESPN.com* All-America
- Named to the Phil Steele All-Pac-12 First Team and Phil Steele All-America Third Team and was a Biletnikoff Award Semifinalist
- Recorded 82 receptions, good for third in the Arizona State record books for a single-season effort and his 1,165 yards receiving placed him fifth for single-season yardage marks as a Sun Devil, while also recording 10 touchdowns
- Opened the season with 10 catches for 146 yards in just a half of action against Weber State (8/28)
- Caught his first touchdown reception of the year against UNM (9/6) and finished the game with 43 yards on three catches
- Led ASU receivers with 77 yards on six grabs with a touchdown against Colorado (9/13)
- Tied a career high with 12 receptions for a season-high 146 yards against UCLA (9/25)
- Has nine 100+ yard receiving games in his career, third-most in ASU history behind only Derek Hagan (18) and Shaun McDonald (13)
- Grabbed 10 balls for 202 yards and three touchdowns, including a game-winning Hail Mary reception against USC (10/4)
- Had eight catches for 75 yards and a touchdown against Stanford (10/18)
- Had a touchdown catch in his third consecutive game against Washington (10/25) and finished with 55 total yards
- Made it four straight games with a touchdown reception against Utah (11/1), finishing with five catches for 77 yards in addition
- Had a touchdown grab for the fifth straight game against Notre Dame (11/8), finishing with five catches for 58 yards
- Posted his 11th career 100-yard game with 103 yards on nine receptions against Oregon State (11/15)
- After sitting out of the Washington State game, Strong posted a four catch, 80-yard performance in Tucson including a touchdown.
- In his final game as a Sun Devil, he caught seven passes from Taylor Kelly for 103 yards in the win over Duke at the Sun Bowl.

2013 (Arizona State):

- Had a breakout first year as a Sun Devil recording 75 receptions for 1,122 yards and seven touchdowns on his way to Second-Team All-Pac-12 Honors.
- Phil Steele First Team All-Pac-12 member.
- Named a preseason candidate for the Biletnikoff Award (nation's most outstanding receiver) and the Maxwell Award (America's College Player of the Year) Watch Lists.
- Led ASU in receiving yards while becoming the John Jefferson Outstanding Receiver Award winner.
- Announced to College Football News Second Team Sophomore All-America.
- Had five consecutive 100+ yard games in his first six starts.
- Became the first wide receiver in ASU history to accomplish more than one 100+ yard games in his first four starts, doing so three times in that span.

- Finished with seven 100+ yard receiving games on the season.
- Sits in fifth on ASU's all-time single season receptions list after just 14 game
- Had a total of 47 receptions result in a first down.
- Accounted for 29 explosive plays (receptions over 16 yards and rushes over 12 yards), second-highest on the team.
- Aided the offense to score 91.3 percent of the time against FBS opponents in the red zone, sixth nationally.
- Part of a historic ASU offense which finished 10th nationally at 39.7 points per game and scored 556 total points, just six points behind the 1972 school record.
- Had his seventh 100+ yard receiving game of the season against Arizona (11/30) with four receptions for 142 yards and a touchdown.
- Had his sixth 100+ yard game against Oregon State (11/16), logging seven catches for 106 yards.
- Needed just three catches against Colorado (10/12) to eclipse 100 yards, finishing with 109 in the game with a touchdown.
- Had eight grabs for 136 yards and a touchdown against Notre Dame (10/5).
- Had 12 receptions and 168 yards, both career-highs, against Stanford (9/21) and his 168 yards receiving were the fifth-most in a single game in the Pac-12 Conference this season.
- Led team in receiving yards with 104 in his second career appearance for ASU against Wisconsin (9/14).
- Led the team in receiving in his first career actions with six receptions for 58 yards and a touchdown against Sacramento State.
- His 24-yard touchdown grab came with a defender draped over his back as pass interference was being called.

2012 (Pierce College):

- One of the nation's most productive junior college wide receivers
- Caught 67 passes for 1,263 yards with 15 touchdowns in 10 games in 2012
- Joins junior college teammate Joseph Morris as members of ASU's 2013 class
- Sat out in 2011 and will have four years to play three at ASU starting in 2013
- Coached by Efrain Martinez at Pierce College
- Verbally committed to ASU on Christmas Day 2012

PERSONAL:

- Graduated from West Philadelphia (Pa.) Catholic High School in 2011 and had scholarship offers from Eastern Michigan, Villanova and VMI before opting to attend Pierce College
- Had team-highs of 17 receptions for 318 yards and four touchdowns as a senior
- Had a season-high 109 yards on three receptions with two touchdowns against Philadelphia (Pa.) Archbishop Ryan on Oct. 2, 2010
- Caught 24 passes for 385 yards with four touchdowns as a junior in 2009
- Posted season-bests of five receptions for 92 yards with a touchdown against Wyndmoor (Pa.) La Salle College High School on Sept. 18, 2009
- Coached by Brian Fluck at West Catholic

STRONG'S 2015 OFFENSIVE STATISTICS

Date	Opp	GP	GS	Rush	Yds	Avg	Lg	TD	Rec	Yds	Avg	Lg	TD
9/13	KC	0	0	0	0	0	0	0	0	0	0	0	0
9/20	at Car	-	-	-	-	-	-	-	-	-	-	-	-
9/27	TB	-	-	-	-	-	-	-	-	-	-	-	-
10/4	at All	-	-	-	-	-	-	-	-	-	-	-	-
10/8	Ind	1	0	0	0	0	0	0	2	53	26.5	42t	2
10/18	at Jax	1	0	0	0	0	0	0	1	5	5.0	5	0
10/25	at Mia	1	0	0	0	0	0	0	0	0	0	0	0
11/1	Ten	1	0	0	0	0	0	0	0	0	0	0	0
11/16	at Cin	-	-	-	-	-	-	-	-	-	-	-	-
11/22	NYJ	1	0	0	0	0	0	0	0	0	0	0	0
11/29	NO	-	-	-	-	-	-	-	-	-	-	-	-
12/6	at Buf	1	0	0	0	0	0	0	0	0	0	0	0
12/13	NE	-	-	-	-	-	-	-	-	-	-	-	-
12/20	at Ind	-	-	-	-	-	-	-	-	-	-	-	-
12/27	at Ten	-	-	-	-	-	-	-	-	-	-	-	-
1/3	Jax	-	-	-	-	-	-	-	-	-	-	-	-
2015 Totals		6	0	0	0	0	0	0	3	58	19.3	42t	2

2015 GAME HIGHS

Receptions	2	vs. Indianapolis, 10/8
Yards Receiving	53	vs. Indianapolis, 10/8
Receiving Long	42t	vs. Indianapolis, 10/8
Receiving Touchdowns	2	vs. Indianapolis, 10/8



XAVIER SU'A-FILO

GUARD

71

Height: 6-4 | Weight: 307 | College: UCLA |
 Hometown: American Fork, Utah | 2nd NFL season |
 2nd with Texans | Age: 24 | Acquired: D2-'14 |
 2015 GP/GS: 7/5 | Career GP/GS (Playoffs) 20/6 (0/0) |
 Teams: Houston, 2014-15 |

TRANSACTIONS: Selected by Houston Texans with the first pick in the second round (33rd overall) of 2014 NFL Draft...Signed with Texans on June 18, 2014.

2015 (Houston, 7/5):

- Inactive in Weeks 1-3
- Made his season debut playing left guard at Atlanta (10/4)
- Inactive in Week 6
- Started at left guard in Week 7
- Did not play in Week 8
- Started at left guard in Weeks 10-13

2014 (Houston, 13/1):

- Started vs. Indianapolis in Week 5 and played in 13 games
- Made his NFL debut on against Washington (9/7)
- Played at Oakland (9/14) in Week 2, at New York Giants (9/21) in Week 3, vs. Buffalo (9/28) in Week, at Dallas (10/5) in Week 5
- Made his first career start at right guard vs. Indianapolis (10/9) in Week 6
- Played at Pittsburgh (10/20) in Week 7, at Tennessee (10/26) in Week 8, vs. Philadelphia (11/2) in Week 9, at Cleveland (11/16) in Week 11 and vs. Cincinnati (11/23) in Week 12
- Saw extended playing time at left guard vs. Tennessee (11/30) in Week 13
- Played at Jacksonville (12/7) in Week 14
- Inactive in Weeks 15-17

COLLEGE:

- Started all 40 games that he suited up for at UCLA, playing 21 contests at left guard and 19 at left tackle
- Began his career at UCLA in 2009
- Returned to the UCLA program in 2012 after serving two years on a Mormon Church mission to Alabama and Florida
- Recorded 43 touchdown-resulting blocks and 337 knockdowns
- Second-Team All-American (2013)
- Two-time first-team All-Pac 12 (2012,2013)

PERSONAL:

- Attended Timpview (Provo, Utah) High School, playing football for head coach Louis Wong
- Started on the offensive line since his sophomore season
- Earned Class 4A first-team All-State honors as a junior and senior
- Helped to lead his high school team to the state championships in 2006, 2007 and 2008 and a state record 36 consecutive wins
- Selected to play in the Under Armour All-America game
- Named Utah State 4A Offensive Player of the Year in 2008
- Fluent in Spanish

SU'A-FILO'S CAREER OFFENSIVE STATISTICS

Games/Starts: 2014: 13/1; 2015: 7/5. Totals: 20/6



JUSTIN TUGGLE INSIDE LINEBACKER

57

Height: 6-3 | Weight: 249 | College: Kansas State |
Hometown: Alpharetta, Ga. | 3rd NFL Season |
3rd with Texans | Age: 25 | Acquired: CFA-13 |
2015 GP/GS: 11/2 | Career GP/GS (Playoffs): 42/11 (0/0) |
Teams: Houston, 2013-15 |

TRANSACTIONS: Signed by the Houston Texans on May 10, 2013.

2015 (Houston 11/2):

- Played on special teams vs. Kansas City (9/13)
- Recorded four tackles (three solo), one tackle for loss, and one fumble recovery at Carolina (9/20)
- Made two solo tackles and one special teams tackle vs. Tampa Bay (9/27)
- Made three tackles at Atlanta (10/4) when he faced his brother, Falcons DT Grady Jarrett
- Inactive in Week 13 at Buffalo (12/6)

2014 (Houston 16/8):

- Started in eight of 16 games and made 36 tackles
- Started at inside linebacker and recorded a tackle in Week 1 against Washington (9/7)
- Started and made three tackles at Oakland (9/14) in Week 2
- Made a career-high four tackles at the New York Giants (9/21) in Week 3
- Made three tackles vs. Buffalo (9/28) in Week 4
- Recorded his first career fumble recovery in the first quarter at Dallas (10/5), falling on DeMarco Murray's fumble at the Houston 14-yard line. Finished with career-best four tackles and made a special teams tackle
- Recorded the first interception of his career in the second quarter vs. Indianapolis (10/9), picking off Andrew Luck at the Indianapolis 34-yard line. Finished with a career-high nine tackles and also had two passes defended
- Registered five tackles at Pittsburgh (10/20) in Week 7
- Made three tackles at Tennessee (10/26) in Week 8
- Played linebacker and on special teams at Cleveland (11/16) in Week 11 and vs. Cincinnati (11/23) in Week 12
- Played at Jacksonville (12/7) in Week 14, at Indianapolis (12/14) in Week 15 and vs. Baltimore (12/21) in Week 16 and had a special teams tackles vs. Jacksonville (12/28) in Week 17

2013 (Houston 15/1):

- Played in 15 games and led the team with 11 special teams tackles
- Started at linebacker vs. Oakland (11/17) and played inside and outside linebacker throughout the season
- Saw action on special teams in his NFL debut at San Diego (9/9)
- Inactive at Baltimore (9/22)
- Recorded a career-high two tackles (one solo) at San Francisco (10/7)
- Notched two special teams tackles vs. Jacksonville (11/24)

COLLEGE:

- Former college quarterback and undrafted college free agent
- Played only one full season on defense after spending nearly three seasons as a quarterback at Boston College, Blinn College and Kansas State
- Made the switch to linebacker late in his junior season of 2011 after starting his collegiate career as a quarterback at Boston College
- Transferred to Blinn College as a sophomore, where he earned all-conference recognition as the team's starting quarterback

- Played in 13 games with six starts in his first full season on defense as a senior at Kansas State, totaling 19 tackles (13 solo), including 4.5 for a loss. Ranked third on the team with 3.0 sacks and had one pass breakup and forced fumble
- Transferred to Blinn College his sophomore season of 2010 and played quarterback, throwing for 2,015 yards and 17 touchdowns while rushing for 733 yards and 12 scores
- Led Blinn to a win in the 10th annual C.H.A.M.P.S. Heart of Texas Bowl and was named the game's most valuable player after passing for 140 yards and running for another 78 yards
- Appeared in four games and started three as a quarterback at Boston College as a freshman and completed 13-of-37 passes for 229 yards and four touchdowns with three interceptions
- Majored in political science

PERSONAL:

- Passed for 3,675 yards, ran for 1,300 yards and had 44 touchdowns in his career at Northview High School for head coach George Gettle
- Earned Greater Atlanta All-Area honors as a senior captain
- Threw for 1,310 yards and 12 touchdowns and ran for 563 yards and six touchdowns as a senior, earning All-North Fulton County recognition
- Set school career records in passing yards and passing touchdowns and school single-game records in passing yards, total yards and touchdowns scored
- Played in the second annual Offense-Defense All-American Bowl in Miami's Orange Bowl in January 2008
- Captured North Fulton second-team accolades in 2007
- The son of DuJuan and Jessie Tuggle, who played 14 seasons in the National Football League
- His father was selected to five Pro Bowls and was inducted into the College Football Hall of Fame in 2007
- Brothers with Atlanta Falcons DT Grady Jarrett

TUGGLE'S 2015 SEASON STATISTICS

Date	Opp	GP	GS	TotSolo	Asst	Sk	Yds	Int	Yds	Lg	TD	PD	FF	FR	Yds	TD
9/13	KC	1	0	0	0	0	0	0	0	0	0	0	0	0	0	0
9/20	at Car	1	0	4	3	1	0	0	0	0	0	0	0	0	1	0
9/27	TB	1	0	2	2	0	0	0	0	0	0	0	0	0	0	0
10/4	at Atl	1	0	3	1	2	0	0	0	0	0	0	0	0	0	0
10/8	IND	1	0	0	0	0	0	0	0	0	0	0	0	0	0	0
10/18	at Jax	1	0	1	1	0	0	0	0	0	0	0	0	0	0	0
10/25	at Mia	1	1	3	3	0	0	0	0	0	0	0	0	0	0	0
11/1	Ten	1	0	0	0	0	0	0	0	0	0	0	0	0	0	0
11/16	at Cin	1	0	0	0	0	0	0	0	0	0	0	0	0	0	0
11/22	NYJ	1	0	0	0	0	0	0	0	0	0	0	0	0	0	0
11/29	NO	1	0	0	0	0	0	0	0	0	0	0	0	0	0	0
12/6	at Buf	-	-	-	-	-	-	-	-	-	-	-	-	-	-	-
12/13	NE	-	-	-	-	-	-	-	-	-	-	-	-	-	-	-
12/20	at Ind	-	-	-	-	-	-	-	-	-	-	-	-	-	-	-
12/27	at Ten	-	-	-	-	-	-	-	-	-	-	-	-	-	-	-
1/3	Jax	-	-	-	-	-	-	-	-	-	-	-	-	-	-	-
2015 Totals		11	2	13	10	3	0	0	0	0	0	0	0	1	0	0

Tackles For Loss (TFLs): 1

Special Teams Tackles: 5

2015 GAME HIGHS

Tackles	4	at Carolina, 9/20
Tackles for Loss	1	at Carolina, 9/20
Fumble Recoveries	1	at Carolina, 9/20

CAREER GAME HIGHS

Tackles	9	vs. Indianapolis, 10/9/14
Special Teams Tackles	2	4 times, last vs. Denver, 12/22/13
Tackles for Loss	1	2x, last: at Carolina, 9/20/15
Quarterback Hits	1	at Oakland, 9/14/14
Interceptions	1	vs. Indianapolis, 10/9/14

CAREER SEASON HIGHS

Tackles	36	2014
Passes Defensed	2	2014
Fumble Recoveries	1	2014
Interceptions	1	2014
Special Teams Tackles	11	2013

TUGGLE'S CAREER DEFENSIVE STATISTICS

Year	Team	GP	GS	Tot	Solo	Asst	Sk	Yds	Int	Yds	Lg	TD	PD	QBH	TFL	FF	FR	Yds	TD
2013	Hou	15	1	3	2	1	0.0	0.0	0	0	0	0	0	0	0	1	0	0	0
2014	Hou	16	8	36	19	17	0.0	0.0	1	8	8	0	2	1	1	0	1	0	0
2015	Hou	11	2	13	10	3	0.0	0.0	0	0	0	0	0	0	1	0	1	0	0
Career		42	11	52	31	21	0.0	0.0	1	8	8	0	2	1	2	1	2	0	0

ADDITIONAL STATISTICS

Special Teams Tackles (19): 2015 - 5; 2014-3; 2013 - 11.
Special Teams Forced Fumbles (1): vs. Seattle (on kickoff coverage), 9/29/13.



NATE WASHINGTON WIDE RECEIVER

85

Height: 6-1 | Weight: 183 | College: Tiffin |
Hometown: Toledo, OH. | 11th NFL Season |
1st with Texans | Age: 32 | Acquired: FA-'15 |
2015 GP/GS: 10/10 | Career GP/GS (Playoffs): 155/103 (7/0) |
Teams: Pittsburgh, 2005-08; Tennessee, 2009-14;
Houston, 2015 |

TRANSACTIONS: Signed by the Pittsburgh Steelers as an undrafted free agent in 2005... Signed by the Tennessee Titans on March 2, 2009... Signed by the Houston Texans on April 1, 2015.

CAREER:

- A 11th-year veteran who started 93-of-145 regular-season games played, totaling 411 receptions for 6,296 yards and 40 touchdowns before joining the Texans
- Became the first Tiffin University player in the modern era to play in the NFL
- Two-time Super Bowl champion (XL, XLIII)
- Finished in the top-8 in the AFC in yards per reception seven times since 2006
- Led the Titans in receptions (267), receiving yards (3,944) and receiving touchdowns (26) from 2009-13
- Ranks third among all active undrafted NFL players in career receptions and receiving yards, trailing only Antonio Gates and Wes Welker
- Streak of 148 consecutive games played (2006-15), which ranked first among NFL wide receivers, snapped Week 5 of 2015 (Had nine consecutive seasons playing all 16 games)
- Has 11 career 100-yard receiving games

2015 (Houston, 10/10):

- Caught six passes for a team-high 105 yards (17.5 avg), marking the 10th 100-yard receiving game of his career vs. Kansas City (9/13)
- Caught a 48-yard pass from QB Ryan Mallett in the fourth quarter, his longest catch of the season, at Carolina (9/20)
- Finished the game with three receptions for 63 yards at Carolina (9/20)
- Tied for third on the team with four catches for 42 yards vs. Tampa Bay (9/27)
- Streak of 148 consecutive games played (2006-15), which ranked first among NFL wide receivers, snapped Week 5 of 2015 (Had nine consecutive seasons playing all 16 games)
- Inactive in Weeks 5-6
- Posted season highs with nine receptions for 127 yards (14.1 avg.) and two touchdowns at Miami (10/25)
- Surpassed 100 receiving yards in a game for the second time in 2015 and 11th time in his career (10/25)
- The touchdowns marked his first two of the season and 41st and 42nd of his career (10/25)
- His receiving yardage total was his most since Sept. 22, 2013 against San Diego, while he was a member of the Tennessee Titans (10/25)
- Scored two touchdowns in a game for the fifth time in his career and first since Sept. 29, 2013 against the New York Jets as a member of the Titans (10/25)
- Caught four passes for 74 yards (18.5 avg.) and a touchdown vs. Tennessee (11/1)
- Scored a touchdown in his second straight game, bringing his total to three for the season and 43 for his career
- Scored on a 42-yard pass from QB Brian Hoyer in the third quarter, his longest touchdown reception of the season (11/1)

- Started in his 100th career game and caught two passes for 32 yards at Cincinnati (11/16)
- Tied for the team lead with six receptions for 44 yards at Buffalo (12/6)

2014 (Tennessee, 16/11):

- Named team captain for second year in a row
- Started 11-of-16 games and ranked third on the team with 40 receptions and 647 receiving yards
- Had a 16.2-yards per reception average, which was fourth-best in the AFC
- Registered two receiving touchdowns on the season, including a career-long 80-yard score vs. Pittsburgh (11/17)
- Had season-high's with six receptions for 102 yards vs. the N.Y. Jets (12/14)
- Recorded five receptions for 61 yards and a touchdown at Houston (11/30)
- Caught four passes for 63 yards at Philadelphia (11/23)

2013 (Tennessee, 16/15):

- Named team captain
- Started 15-of-16 games he played in
- Recorded 58 catches (third on team) for 919 yards (second on team) and three receiving touchdowns (fourth on team). His reception and yardage totals were the second-best of his career
- Had a 15.8-yards per reception average, which was third-best in the AFC
- Recorded at least one reception in 85 consecutive games, including 71 straight contests as a member of the Titans before not recording a catch at St. Louis (11/3/13). The 71-game streak is the fourth-longest in Titans franchise history
- Had a season-high eight receptions for a career-high 131 yards vs. San Diego (9/22)
- Caught six passes for 117 yards and a touchdown at Jacksonville (12/22)

WASHINGTON'S 2015 OFFENSIVE STATISTICS

Date	Opp	GP	GS	Rush	Yds	Avg	Lg	TD	Rec	Yds	Avg	Lg	TD
9/13	KC	1	1	0	0	0	0	0	6	105	17.5	32	0
9/20	at Car	1	1	0	0	0	0	0	3	63	21.0	48	0
9/27	TB	1	1	0	0	0	0	0	4	42	10.5	14	0
10/4	at Atl	1	1	0	0	0	0	0	0	0	0	0	0
10/8	Ind	-	-	-	-	-	-	-	-	-	-	-	-
10/18	at Jax	-	-	-	-	-	-	-	-	-	-	-	-
10/25	at Mia	1	1	0	0	0	0	0	9	127	14.1	27	2
11/1	Ten	1	1	0	0	0	0	0	4	74	18.5	42	1
11/16	at Cin	1	1	0	0	0	0	0	2	32	16.0	19	0
11/22	NYJ	1	1	0	0	0	0	0	2	13	6.5	9	0
11/29	NO	1	1	0	0	0	0	0	3	43	14.3	32	0
12/6	at Buf	1	1	0	0	0	0	0	6	44	7.3	13	0
12/13	NE	-	-	-	-	-	-	-	-	-	-	-	-
12/20	at Ind	-	-	-	-	-	-	-	-	-	-	-	-
12/27	at Ten	-	-	-	-	-	-	-	-	-	-	-	-
1/3	Jax	-	-	-	-	-	-	-	-	-	-	-	-
2015 Totals		10	10	0	0	0	0	0	39	543	13.9	48	3

2015 GAME HIGHS

Receptions	9	at Miami, 10/25
Yards Receiving	127	at Miami, 10/25
Receiving Touchdowns	2	at Miami, 10/25
Receiving Long	48	at Carolina, 9/20

CAREER GAME HIGHS

Receptions	9	2x, last: at Miami, 10/25/15
Yards Receiving	131	vs. San Diego, 9/22/13
Receiving Touchdowns	2	5x, last: at Miami, 10/25/15
Receiving Long	80t	vs. Pittsburgh, 11/17/14

CAREER SEASON HIGHS

Receptions	74	2011
Yards Receiving	1,023	2011
Receiving Touchdowns	7	2011
Receiving Long	80t	2014

WASHINGTON'S CAREER OFFENSIVE STATISTICS

Year	Team	GP	GS	Rush	Yds	Avg	Lg	TD	Rec	Yds	Avg	Lg	TD
2005	Pit	1	0	0	0	0	0	0	0	0	0	0	0
2006	Pit	16	2	3	8	2.7	8	0	35	624	17.8	49t	4
2007	Pit	16	4	1	0	0	0	0	29	450	15.5	40	5
2008	Pit	16	1	5	18	3.6	8	0	40	631	15.8	65t	3
2009	Ten	16	15	2	15	7.5	14	0	47	569	12.1	35	6
2010	Ten	16	16	1	-8	-8	-8	0	42	687	16.4	71t	6
2011	Ten	16	15	2	5	2.5	3t	1	74	1023	13.8	57	7
2012	Ten	16	14	0	0	0	0	0	46	746	16.2	71t	4
2013	Ten	16	15	0	0	0	0	0	58	919	15.8	77t	3
2014	Ten	16	11	0	0	0	0	0	40	647	16.2	80t	2
2015	Hou	10	10	0	0	0	0	0	39	543	13.9	48	3
Career		155	103	14	38	2.7	14	1	450	6,839	15.2	80t	43

NATE WASHINGTON

- Recorded four receptions for 105 yards a career-high two touchdowns vs. N.Y. Jets (9/29)
- Caught seven passes for 92 yards vs. Arizona (12/15)

2012 (Tennessee, 16/14):

- Started 14-of-16 games he played in
- Led the team with 746 receiving yards, while tying for the team lead with four receiving touchdowns. He also finished second with 46 catches
- Had a 16.2-yards per reception average, which was fifth-best in the AFC
- Recorded three receptions for a season-high 112 yards and a touchdown vs. Detroit (9/23)
- Caught three passes for 96 yards vs. Houston (12/02)
- Had a season-high six receptions for 43 yards and a touchdown at Buffalo (10/21)
- Recorded five receptions for 69 yards vs. Indianapolis (10/28)

2011 (Tennessee, 16/15):

- Started 15-of-16 games he played in
- Led the team and ranked ninth in the AFC with a career-best 74 receptions
- Eclipsed the 1,000-yard receiving mark for the first time (1,023 yards) and set a career-high with seven receiving touchdowns
- Ranked second in the NFL and first in the AFC with 29 receptions on third down
- Recorded a career-high nine receptions for 115 yards and two touchdowns at Atlanta (11/20)
- Caught six passes for a season-high 130 yards and a touchdown vs. New Orleans (12/11)
- Had eight receptions for 92 yards and a touchdown vs. Denver (9/25)
- Recorded four receptions for 92 yards and a touchdown at Houston (01/01/12)
- Caught seven passes for 99 yards vs. Baltimore (9/18)

2010 (Tennessee, 16/16):

- Started all 16 games he played in
- Tied for second on the Titans with 42 receptions for 687 receiving yards and six receiving touchdowns
- Had a 16.4-yards per reception average, which was sixth-best in the AFC
- Recorded the first two 100-yard receiving games of his career
- Caught a season-high five passes for 117 yards vs. Washington (11/21)
- Had four receptions for 117 yards and a touchdown at San Diego (10/31). Caught a 71-yard touchdown
- Recorded three receptions for 88 yards and a touchdown vs. Oakland (9/12)

2009 (Tennessee, 16/15):

- Started 15-of-16 games he played in during his first season in Tennessee
- Led the Titans with six receiving touchdowns and finished second on the team with 47 receptions and 569 receiving yards
- Recorded a season-high seven receptions for 66 yards and a touchdown at Jacksonville (10/04)
- Had six receptions for a season-high 83 yards at Seattle (01/03/10)
- Caught four passes for 36 yards and a touchdown vs. Houston (9/20)
- Recorded three receptions for 68 yards vs. Arizona (11/29)

2008 (Pittsburgh, 16/1, 3/0):

- Saw action in 16 regular season games with one start, while totaling 40 receptions for 631 yards and three touchdowns with
- Had a 15.8-yards per reception average, which was seventh-best in the AFC
- Played in three playoff games, compiling seven receptions for 62 yards
- Had season-high's with six receptions for 94 yards and a touchdown at Jacksonville (10/05)
- Recorded one reception for 65 yards and a TD in his lone start vs. N.Y. Giants (10/26)

- Caught three passes for 30 yards in the AFC Wild Card round vs. San Diego (01/11/09)
- Had three receptions for 21 yards in the AFC Championship vs. Baltimore (01/18/09)
- Recorded one reception for 11 yards in Super Bowl XLIII vs. Arizona (02/01/09)

2007 (Pittsburgh, 16/4, 1/0):

- Started four games and saw action in 16
- Compiled 30 receptions for 458 yards and five touchdowns with a 15.5-yards per reception average
- Recorded season-high's with five receptions for 68 yards at Baltimore (12/30)
- Had three receptions for 51 yards and two touchdowns vs. Baltimore (11/05)
- Caught two passes for 50 yards and two touchdowns at St. Louis (12/20)
- Recorded one reception for eight yards in the AFC Wild Card round vs. Jacksonville (1/5/08)

2006 (Pittsburgh, 16/2):

- Started two games and saw action in 16
- Caught 35 passes for 624 yards with four receiving touchdowns
- Led the AFC with a career-high 17.8-yard per reception average
- Recorded three receptions for a season-high 78 yards in his first start vs. Tampa Bay (12/03)
- Caught three passes for 76 yards and a touchdown at Atlanta (10/22)
- Had three receptions for 68 yards and a touchdown vs. Kansas City (10/15)
- Recorded a season-high four receptions for 49 yards at Baltimore (11/26)

2005 (Pittsburgh, 1/0, 3/0):

- Played in one regular season game and three playoff games as a rookie
- Recorded one reception for 13 yards in the AFC Championship at Denver (1/22/06)
- Played in Super Bowl XL vs. Seattle (2/5/06)

COLLEGE:

- Became the first Tiffin University player in the modern era to play in the NFL
- Holds eight individual receiving records, including the record for receptions in a game (13), yards in a game (299), receptions in a season (70), yards in a season (1,428), touchdowns in a season (16), receptions in a career (212), yards in a career (4,214), and touchdown receptions (47)
- Compiled 1,428 yards receiving and 69 receptions over 11 games as a senior
- Majored in Information Systems

PERSONAL:

- Born on Aug. 28, 1983
- Attended Scott High School in Toledo, Ohio and was first team All-City, first team All-District, and Honorable Mention All-State as a senior
- A lifeguard at a community pool for three summers when he was in high school
- Received the key to city from his hometown, Toledo, Ohio and his college town of Tiffin, Ohio following his first Super Bowl victory in 2005
- Has a daughter named Niyla Monae

WASHINGTON'S CAREER PLAYOFF OFFENSIVE STATISTICS

Date	Opp	GP	GS	Rush	Avg	LG	TD	Rec	Yds	Avg	Lg	TD
1/15/06	at Ind (Div)	1	0	0	0	0	0	0	0	-	-	0
1/22/06	at Den (Conf)	1	0	0	0	0	0	1	13	13	13	0
2/5/06	vs. Sea (SB)	1	0	0	0	0	0	0	0	-	-	0
1/5/08	vs. Jac (WC)	1	0	0	0	0	0	1	8	8	8	0
1/11/09	vs. SD (Div)	1	0	0	0	0	0	3	30	10	18	0
1/18/09	vs. Bal (Conf)	1	0	1	1	1	0	3	21	7	8	0
2/1/09	at Ari (SB)	1	0	0	0	0	0	1	11	11	11	0
Career		7	0	1	1	1	0	9	83	9.2	18	0



J.J. WATT DEFENSIVE END

99

Height: 6-5 | Weight: 289 | College: Wisconsin |
Hometown: Pewaukee, Wisc. | 5th NFL Season |
5th with Texans | Age: 26 | Acquired: D1, 2011 (11th overall) |
2015 GP/GS: 12/12 | Career GP/GS (Playoffs): 76/76 (4/4) |
Teams: Houston, 2011-15 |

TRANSACTIONS: Selected by Houston Texans in the first round (11th overall) of the 2011 NFL Draft...Signed by Texans on July 31, 2011...Signed an extension with Texans on Sept. 2, 2014.

HONORS:

- Associated Press Defensive Player of the Year (2012, 2014)
- Three-time Associated Press First-Team All-Pro (2012-14)
- Three-time Pro Bowl selection (2013-15) and 2014 Pro Bowl Captain
- NFL 101 AFC Defensive Player of the Year (2012, 2014)
- Pro Football Weekly/PFWA Defensive Most Valuable Player (2012, 2014)
- Three-time PFW First-Team All-Pro (2012-14)
- Five-time AFC Defensive Player of the Week (Week 2, 2012; Week 15, 2012; Week 4, 2014; Week 11, 2014; Week 11, 2015) - 2nd most all-time
- Five-time AFC Defensive Player of the Month (September, 2012; December, 2012; September, 2014; December, 2014; November, 2015)
- USA Football All-Fundamentals Team (2012)
- Houston Texans Team Most Valuable Player (2012, 2014)
- Houston Texans Team Rookie of the Year (2011)
- Pro Football Weekly/PFWA All-Rookie Team (2011)
- USA Today All-Joe Team (2011)

CAREER:

- 2011 first-round draft choice who has started every game in his career
- Has recorded 70.5 sacks, 11 fumble recoveries, 13 forced fumbles and 42 passes defended in his career
- Passed Derrick Thomas (66.0) for the second-most career sacks in a player's first five seasons in NFL history
- In his 75th career game, became the second-fastest player in NFL history to reach 70.0 sacks (Reggie White, 57 games)
- Leads the NFL with 201 quarterback hits and 127 tackles for loss and ranks first in the NFL in sacks since entering the league in 2011
- Has 20 career games with 2.0-or-more sacks, the second-most of any player in his first five seasons in NFL history
- Notched his fourth straight season with 10.0-or-more sacks, which is the longest active streak in the NFL
- The first Texan with four seasons (2012-15) of 10 or more sacks in his career (no other player in franchise history has three)
- The second Texan with 50 sacks in a career (Mario Williams, 53)
- Ranks first in franchise history with 70.5 sacks
- Has blocked four kicks in his career, including a franchise-record two in 2013
- One of two players to record 10 sacks and 10 passes defended in two different seasons since 1991 (Jason Taylor)

- Posted his fourth straight season (2012-15) and with 40-or-more quarterback hits and reached 200 career quarterback hits. His last four seasons are currently the top four single-season quarterback hit totals since 2006
- His 36.5 sacks through his first three seasons are the seventh-most in NFL history for a player through their first three seasons
- Became first player in NFL history with 14 passes defended and 14 sacks in the same season in 2012
- His 36.5 combined sacks and passes defended in 2012 were the most by a player in since 1991, when passes defended became an official statistic
- Emergenced on the national scene in the playoffs following the 2011 season with 3.5 sacks and an interception return for a touchdown in the postseason
- Extended his streak of consecutive regular season games started to 75, which ranks third among active NFL defensive ends

2015 (Houston 12/12):

- Finished with nine tackles (all solo), including six for a loss and 2.0 sacks vs. Kansas City (9/13)
- His six tackles for loss tied a single-game career-high (vs. Indianapolis, 12/16/12)
- His 2.0 sacks tied for the most in a season opener in franchise history (Mario Williams, three times, last vs. Indianapolis, 9/11/11)

WATT'S 2015 SEASON STATISTICS

Date	Opp	GP	GS	Tot	Solo	Asst	Sk	Yds	Int	Yds	Lg	TD	PD	FF	FR	Yds	TD
9/13	KC	1	1	9	9	0	2.0	10.0	0	0	0	0	0	0	0	0	0
9/20	at Car	1	1	5	4	1	1.0	4.0	0	0	0	0	2	0	0	0	0
9/27	TB	1	1	5	2	3	0	0	0	0	0	0	0	0	0	0	0
10/4	at All	1	1	5	4	1	1.0	8.0	0	0	0	0	2	0	0	0	0
10/8	IND	1	1	2	0	2	0	0	0	0	0	0	0	0	0	0	0
10/18	at Jax	1	1	2	2	0	0	0	0	0	0	0	1	0	0	0	0
10/25	at Mia	1	1	7	6	1	2.0	20.0	0	0	0	0	0	0	0	0	0
11/1	Ten	1	1	5	3	2	2.5	13.5	0	0	0	0	0	1	0	0	0
11/16	at Cin	1	1	2	2	0	1.0	8.0	0	0	0	0	0	0	0	0	0
11/22	NYJ	1	1	8	8	0	2.0	14.0	0	0	0	0	0	0	0	0	0
11/29	NO	1	1	5	3	2	2.0	10.0	0	0	0	0	0	0	0	0	0
12/6	at Buf	1	1	4	2	2	0	0	0	0	0	0	0	0	0	0	0
12/13	NE	-	-	-	-	-	-	-	-	-	-	-	-	-	-	-	-
12/20	at Ind	-	-	-	-	-	-	-	-	-	-	-	-	-	-	-	-
12/27	at Ten	-	-	-	-	-	-	-	-	-	-	-	-	-	-	-	-
1/3	Jax	-	-	-	-	-	-	-	-	-	-	-	-	-	-	-	-
2015 Totals		12	12	59	45	14	13.5	87.5	0	0	0	0	5	1	0	0	0

Quarterback Hits (QBHs): 42

Tackles For Loss (TFLs): 24

2015 GAME HIGHS

Tackles	9	vs. Kansas City, 9/13
Sacks	2.5	vs. Tennessee, 11/1
TFLs	6	vs. Kansas City, 9/13
QBHs	10	vs. Tennessee, 11/1
Passes Defended	2	2x, last: at Atlanta, 10/4
Forced Fumbles	1	vs. Tennessee, 11/1

CAREER GAME HIGHS

Tackles	10	vs. Indianapolis, 12/16/12
Sacks	3.0	4x, last vs. Jacksonville, 12/28/14
TFL	6	twice, last: vs. Kansas City, 9/13/15
QBH	10	vs. Tennessee, 11/1/15
Passes Defended	3	4x, last: vs. Indianapolis, 10/9/14
Forced Fumbles	2	at Arizona, 11/10/13
Fumble Recoveries	2	at Arizona, 11/10/13
Blocked FG	1	4 times, last: vs. Washington, 9/7/14

CAREER SEASON HIGHS

Tackles	81	2012
Sacks	20.5	2012, 2014
Fumbles Forced	4	2012, 2013, 2014
Fumbles Recovered	5	2014
Passes Defended	16	2012
QBH	51	2014
TFL	39	2012
Blocked FG	2	2013

WATT'S CAREER DEFENSIVE STATISTICS

Year	Team	GP	GS	Tot	Solo	Asst	Sk	Yds	Int	Yds	Lg	TD	PD	QBH	TFL	FF	FR	Yds	TD
2011	Hou	16	16	56	49	7	5.5	47.5	0	0	0	0	4	19	13	0	2	2	0
2012	Hou	16	16	81	69	12	20.5	138.5	0	0	0	0	16	43	39	4	2	0	0
2013	Hou	16	16	80	65	15	10.5	70.5	0	0	0	0	7	46	22	4	2	0	0
2014	Hou	16	16	78	59	19	20.5	140.0	1	80	80t	1	10	51	29	4	5	56	1
2015	Hou	12	12	59	45	14	13.5	87.5	0	0	0	0	5	42	24	1	0	0	0
Career		76	76	354	287	67	70.5	484.0	1	80	80t	1	42	201	127	13	11	58	1

ADDITIONAL STATISTICS

Blocked Kicks (4): 22-yard FG attempt by Dan Carpenter vs. Miami, 9/18/11; 42-yard attempt by Adam Vinatieri vs. Indianapolis, 11/3/13; 49-yard attempt by Josh Scobee vs. Jacksonville, 11/24/13; PAT attempt by Kai Forbath vs. Washington, 9/7/14
Receiving Touchdowns (3): 1-yard reception from Ryan Fitzpatrick at Oakland, 9/14/14; 2-yard reception from Ryan Mallett at Cleveland, 11/16/14; 1-yard reception from Ryan Fitzpatrick vs. Tennessee, 11/30/14

J.J. WATT

- Registered his 58th career sack in the second quarter when he brought down Chiefs QB Alex Smith for a 9-yard loss
- Made his 59th career sack in the third quarter, bringing down Smith for a 1-yard loss
- Became the eighth player in team history to record 300 career tackles (304)
- Posted a sack in the fourth straight home opener (2012-15) of his career
- Recorded a sack in his sixth straight game dating back to 2014, which surpassed his previous career-long of five games (Weeks 6-11, 2014)
- Notched his second straight multiple-sack game dating back to 2014, which is the second-longest streak of his career (three games, Weeks 13-15, 2014)
- Recorded his 60th career sack in his 66th career game, which is the second-fastest in NFL history behind only Reggie White who accomplished the feat in his 47th game (9/20)
- Extended his streak of consecutive games with a sack to seven (9/20)
- Contributed with five tackles (four solo), 1.0 sack, one tackle for loss, two passes defended and two quarterback hits at Carolina (9/20)
- Tied for second on the team with five tackles (two solo). Also added one tackle for loss and a team-leading three quarterback hits vs. Tampa Bay (9/27)
- It marked his eighth consecutive game with multiple quarterback hits vs. Tampa Bay (9/27)
- Registered a pass defended and sack on back-to-back plays in the second quarter. Tallied two passes defended in the first half at Atlanta (10/4)
- Finished the game with four tackles (three solo), three tackles for loss, two passes defended and a sack at Atlanta (10/4)
- Contributed with two tackles and a quarterback hit vs. Indianapolis (10/8)
- Tallied his fifth pass defended of the season and 42nd of his career in the third quarter at Jacksonville (10/18)
- Added two solo tackles and one quarterback hit in the game at Jacksonville (10/18)
- Finished second on the team with seven tackles (six solo) and recorded 2.0 sacks, four quarterback hits and three tackles for loss at Miami (10/25)
- Set a single-game career-high with 10 quarterback hits vs. Tennessee (11/1)
- Finished the game with five tackles (three solo), 10 quarterback hits, 2.5 sacks, one tackle for loss and one forced fumble vs. Tennessee (11/1)
- Through eight games in 2015, had more tackles (40), sacks (8.5), quarterback hits (25) and tackles for loss (15) than he did through as many games in 2014, when he was named Associated Press Defensive Player of the Year
- Has recorded 14.5 career sacks in nine games against Tennessee, which is his highest total against any team. He has notched 2.0-or-more sacks in three straight games against the Titans and in six overall in the series
- Picked up his first sack of the game when he took down Mettenberger for an 8-yard loss on the final play of the third quarter vs. Tennessee (11/1)
- Recorded his first strip-sack of the season when he brought down Mettenberger for a 4-yard loss in the fourth quarter and DE Jared Crick recovered the fumble on the Titans' 10-yard line (11/1)
- Split a 9-yard sack of Mettenberger in the fourth quarter (11/1) with OLB Whitney Mercilus, bringing his game total to 2.5
- Passed Derrick Thomas (66.0) for the second-most career sacks in a player's first five seasons in NFL history
- Finished with two solo tackles, two quarterback hits and 1.0 sack for a loss of eight yards vs. Cincinnati (11/16)
- Led the team with eight solo tackles, including five for loss, 2.0 sacks and five quarterback hits vs. NY Jets (11/22)
- Notched his fourth straight season with 10.0-or-more sacks, which is the longest active streak in the NFL
- His tackles for loss total (11/22) was his highest since Week 1 against Kansas City (6)
- Currently leads the NFL in sacks (13.5), tackles for loss (23) and quarterback hits (42) this season
- Finished the game with five tackles (three solo), 2.0 sacks and eight quarterback hits vs. New Orleans (11/29)
- In his 75th career game, became the second-fastest player in NFL history to reach 70.0 sacks (Reggie White, 57 games)
- Posted his fourth straight season with 40-or-more quarterback hits and reached 200 career quarterback hits
- Notched his fifth game of the season and 20th of his career with 2.0-or-more sacks
- In the last five games, has recorded 27 tackles, 9.5 sacks, 29 quarterback hits and 12 tackles for loss
- Recorded his fifth straight game with a sack, tied for the third-longest streak in Texans history and tied for the longest active streak in the NFL. It also marked Watt's fifth career five-or-more-game sack streak

- Named AFC Defensive Player of the Month for November (fifth time in his career)
- Totaled four tackles (two solo), including one for loss, at Buffalo (12/6)
- Extended his streak of consecutive regular season games started to 76, which ranks third among active NFL defensive

2014 (Houston 16/16):

- Started and played in every game for the fourth consecutive season. Totaled 78 tackles, 20.5 sacks, 29 tackles for loss, 50 quarterback hits, fumble recoveries and four forced fumbles.
- Tied his career high with 20.5 sacks and became the first player in NFL history with 20 or more sacks in two different seasons (2012 and 2014)
- Named the AFC Defensive Player of the Month twice (September and December)
- Recorded five total touchdowns (three receiving, one interception return and one fumble return) and a safety to finish with 32 points scored
- Recorded a sack, 3.0 tackles, five quarterback hits, 2.0 tackles for loss and recovered a fumble against Washington (9/7)
- Became the first defensive player in franchise history to score from scrimmage on a 1-yard touchdown reception at Oakland (9/14)
- Tallied seven tackles (five solo), two tackles for loss, a sack, one pass defended and a quarterback hit against the New York Giants (9/21) in Week 3
- Notched his first career regular season interception and returned it 80 yards for a touchdown, which is tied for the sixth longest return in NFL history for a defensive lineman, in Week 4 vs. Buffalo (9/28). Also had a career high nine quarterback hits, five tackles and a pass defended
- Made four solo tackles at Dallas (10/5) in Week 5
- Scored his third touchdown of the season on a 45-yard fumble return in the fourth quarter vs. Indianapolis (10/9) in Week 6. Now has the most touchdowns by a defensive lineman in a single season since William "Refrigerator" Perry had three in 1985. Finished the game with seven tackles, 2.0 sacks, three tackles for loss, four quarterback hits and three passes defended. Now has 40.5 sacks for his career, the most by a Texans player through the first four seasons of a career, and six career sacks of Colts QB Andrew Luck
- Became the franchise all-time leader in fumble recoveries when he recovered his ninth career fumble in the first quarter on Whitney Mercilus' sack-fumble of Ben Roethlisberger at Pittsburgh (10/20) in Week 7. Recorded his fifth sack of the season, dropping Roethlisberger for a 9-yard loss in the second quarter. Finished the game with three tackles, a tackle for loss and two quarterback hits to go along with his sack and fumble recovery
- Had the 12th multi-sack game of his career and second this season with 2.0 sacks at Tennessee (10/26) in Week 8. Also recorded his first forced fumble of the season on the third play of the second half, dropping Zach Mettenberger for an 8-yard loss. Also had three tackles, two tackles for loss, two quarterback hits and a pass defended
- Recorded 1.5 sacks and tied a season high with seven tackles vs. Philadelphia (11/2) in Week 9. Also had five quarterback hits, including one that led to A.J. Bouye's 51-yard interception return for touchdown. Has at least one sack in four straight games
- Caught his second touchdown pass of the season on a 2-yard pass from Ryan Mallett in the first quarter at Cleveland (11/16). It was Watt's fourth overall touchdown of the season. He is the first defensive lineman since 1948 to have four touchdowns in a season. New York Giants DE Ray Poole and Los Angeles Rams DE Jack Zilly both had four overall touchdowns in 1948. Became the first player since Chicago Bears DB J.C. Caroline in 1956 to score multiple touchdowns on offense and defense in the same season. Finished the game with five tackles, a season-high three tackles for loss, a sack, a forced fumble and a fumble recovery. Leads the league with four fumbles recovered. Named AFC Defensive Player of the Week for his performance
- Had a season-high tying seven tackles, a tackle for loss, a quarterback hit and a pass defended vs. Cincinnati (11/23) in Week 12
- Recorded two sacks, one tackle for loss, a forced fumble, fumble recovery, six quarterback hits and caught a 1-yard touchdown pass in the fourth quarter vs. Tennessee (11/30) in Week 13. Became the first defensive lineman since Chicago Bears DE Connie Mack Berry in 1944 to have at least five touchdowns in a season. Sacked Titans QB Jake Locker, forced a fumble and returned the ball 11 yards in the fourth quarter. Set a franchise record with his fifth fumble recovery of the season. Tied Mario Williams' (2006-11) franchise record of 11 forced fumbles and has three on the year. Has 11.5 sacks this season and is the first Texan with three seasons of 10 or more sacks in his career
- Sacked Jaguars QB Blake Bortles three times for 17 yards in Week 14 (12/7). It was his third career three-sack game (at Detroit, 11/22/12 and vs. Indianapolis, 12/16/12 were the others). Has nine sacks in four division games this season. Posted a season-high four tackles for loss and had five quarterback hits. He now has 41 quarterback hits and 20 tackles for loss this season. It is the third consecutive season he has had 40 or more quarterback hits and 20 or more tackles for loss

WATT'S CAREER PLAYOFF DEFENSIVE STATISTICS

Year	Team	GP	GS	Tot	Solo	Asst	Sk	Yds	Int	Yds	Lg	TD	PD	QBH	TFL	FF	FR	Yds	TD
1/7/12	vs. CIN (WC)	1	1	2	2	0	1.0	7.0	1	29t	29t	1	1	1	1	0	0	0	0
1/15/12	at BAL (Div)	1	1	12	9	3	2.5	22.0	0	0	0	0	0	3	3	0	0	0	0
1/5/13	vs. CIN (WC)	1	1	5	5	0	1.0	9.0	0	0	0	0	2	2	2	0	0	0	0
1/13/13	at NE (Div)	1	1	4	1	3	0.5	4.5	0	0	0	0	0	1	1	0	0	0	0
Career		4	4	23	17	6	5.0	42.5	1	29t	29t	1	3	7	7	0	0	0	0

J.J. WATT

- Had two sacks at Indianapolis (12/14) in Week 15 to tie Mario Williams (2006-11) for the most sacks in franchise history (53.0). Also had six tackles, two tackles for loss, two quarterback hits and a pass defended. Joined Jason Taylor as the only player to record 10 sacks and 10 passes defended in two different seasons since 1991. Has multiple sacks in all five AFC South games this season and 11.5 sacks against division foes
- Became Texans all-time sack leader with 54.0 sacks in Week 16 vs. Baltimore (12/21) when he sacked Joe Flacco on fourth-and-10 in the fourth quarter. Also tackled Flacco for loss on a two-point conversion in the fourth quarter. Added a team-high and season-high eight tackles, four quarterback hits and three tackles for loss
- Became the first player in NFL history to record two seasons with more than 20 sacks (20.5 in 2012 and again in 2014), as he finished with 3.0 sacks, 4 tackles for loss, 3 quarterback hits, a forced fumble, safety and team-high six tackles vs. Jacksonville (12/28) in Week 17. Had two or more sacks in all six division games this season and six sacks in two games against Jacksonville

2013 (Houston 16/16):

- Started in all 16 games and led the NFL in quarterback hits (46) and was second in tackles for loss (22) while setting a career high with 117 tackles (71 solo) to go along with a team-best 10.5 sacks, seven passes defended, four forced fumbles, two fumble recoveries and two blocked kicks
- Recorded eight tackles (seven solo), two sacks and two passes defended vs. Tennessee (9/15)
- Tied for a team high with 10 tackles (seven solo) and a sack at Baltimore (9/22)
- Recorded 12 tackles (seven solo) and 0.5 sacks vs. Seattle (9/29)
- Recorded nine tackles (five solo), one sack and a forced fumble at Kansas City (10/20)
- Recorded eight tackles (four solo), one sack, one pass defended and blocked a field goal attempt vs. Indianapolis (11/3)
- Notched seven tackles (five solo), one sack and set career highs with two forced fumbles and two fumble recoveries at Arizona (11/10)
- Tallied two sacks along with 13 tackles (eight solo) vs. Oakland (11/17). His two sacks marked the ninth time in his career that he has recorded at least two in a game
- Added another sack vs. Jacksonville (11/24), his fifth-consecutive game with at least one sack (second-longest streak in his career). Blocked a field goal, setting a franchise record with two blocked in a season
- Totaled nine solo tackles, one sack, a season-high five tackles for loss, a pass defended and forced a fumble at Tennessee (12/29)

2012 (Houston 16/16, 2/2):

- Named the AP Defensive Player of the Year after he led the NFL with a franchise single-season record 20.5 sacks on the season, the 9th player in NFL history with 20-plus sacks
- Set a league season record for defensive linemen with 16 passes defended
- Earned AP First-Team All-Pro honors and was selected as Pro Bowl starter for the AFC after leading the Texans with 107 tackles (85 solo), 16 passes defended, four forced fumbles and two recoveries
- Contributed to 95 plays that either resulted in no gain or negative yardage
- Had six tackles (four solo), 1.5 sacks, and three passes defended, two of which were intercepted by his teammates in the season opener vs. Miami (9/9)
- Set a career-high with nine tackles (six solo) to go along with 1.5 sacks, two passes defended and a fumble recovery at Jacksonville (9/16), earning AFC Defensive Player of the Week Honors
- Led the defense with 10 tackles while sacking Peyton Manning 2.5 times at Denver (9/23)
- Recorded seven tackles (five solo) including two sacks and recovered a fumble at Tennessee (9/30)
- Extended his sack streak to five games with one of Mark Sanchez to go along with a team-high nine tackles (six solo) and three passes defended at the New York Jets (10/8)
- Made seven tackles (six solo) including two sacks of Aaron Rodgers vs. Green Bay (10/14)
- Tipped a pass vs. Baltimore (10/21) that was intercepted for the fourth time, getting a hand on a Flacco pass that was returned for a touchdown by Johnathan Joseph
- Sacked Ryan Fitzpatrick for a 6-yard loss vs. Buffalo (11/4) to become the third Texans player to record 10 or more sacks in a season
- Registered 10 tackles (nine solo), one sack for a loss of 6 yards and one pass defended vs. Jacksonville (11/18)
- Broke the franchise's single-season sack record with three sacks at Detroit (11/22) and also recorded six tackles and two passes defended
- Joined Hall of Fame DE Reggie White as the only players in NFL history to record 15 or more sacks and 13 passes defended in a season when he sacked Tennessee QB Jake Locker for a 6-yard loss in the second quarter.
- Recorded four tackles (three solo) and a forced fumble at New England (12/10)
- Sacked Andrew Luck three times for a total loss of 22 yards, tallied 13 tackles and forced a fumble for the third consecutive game vs. Indianapolis (12/16).
- Became the ninth player in NFL history to record 20 or more sacks in a season when he sacked Minnesota QB Christian Ponder for a loss of 3 yards in the third quarter vs. Minnesota (12/23). He also forced a fumble in his fourth consecutive game. It was his fourth of the season, tying a franchise single-season record.
- Registered four solo tackles, all of which were for a loss, one quarterback hit on an incomplete pass, and batted down his 16th pass of the season at Indianapolis (12/30)

- Led the team with five tackles and recorded two tackles for loss and two passes defended in AFC Wild Card Playoff vs. Cincinnati (1/5/13)
- Sacked Cincinnati QB Andy Dalton for a 9-yard loss in the first quarter in AFC Wild Card Playoff vs. Cincinnati (1/5/13), raising his career postseason sack total to 4.5
- Recorded a half sack and four tackles in AFC Divisional Playoff at New England (1/13/13), raising his career postseason sack total to five

2011 (Houston 16/16):

- Started all 16 games as a rookie, recording 59 tackles (52 solo), 5.5 sacks, four passes defended, two fumble recoveries and blocked a field goal to earn Houston Texans Rookie of the Year honors
- Recorded one fumble recovery, one quarterback pressure and five solo tackles in the season opener vs. Indianapolis (9/11)
- Blocked a field goal and recorded four tackles (three solo) at Miami (9/18)
- Recorded his first career sack to go along with four solo tackles at New Orleans (9/25)
- Recorded three solo tackles and recorded his second sack of the season when he brought down Matt Hasselbeck for a loss of 12 yards at Tennessee (10/23)
- Was second on the team with five solo tackles vs. Jacksonville (10/30)
- Recovered a fumble and had three tackles (two solo) vs. Cleveland (11/6)
- Had three solo tackles and assisted on a sack with Connor Barwin at Tampa Bay (11/13)
- Sacked Blaine Gabbert twice and had seven tackles at Jacksonville (11/27)
- Tied a season-high with seven tackles (five solo) including one for a loss vs. Carolina (12/18)
- Recorded five solo tackles including a sack of Dan Orlovsky for an 8-yard loss while also breaking up three passes at Indianapolis (12/22)
- Tied for the team lead with 3.5 sacks and ranked third on the team with 14 tackles in the postseason
- Intercepted a pass in the second quarter and returned it 29 yards for a touchdown to go along with a sack of Andy Dalton for a 7-yard loss in AFC Wild Card Playoff vs. Cincinnati (1/7/12)
- Recorded game-high 12 tackles (nine solo) and 2.5 sacks for a loss of 22 yards in AFC Divisional Playoff at Baltimore (1/15/12)

COLLEGE:

- Started all 26 games he played in for the Badgers at strong-side defensive end, recording 106 tackles (74 solos) with 11.5 sacks for minus 75 yards, 36.5 stops for losses of 144 yards and 28 quarterback pressures
- Recovered five fumbles (one with Central Michigan) and caused four others, blocked four kicks and deflected 13 passes in his college career
- All-American first-team selection by The NFL Draft Report, earning second-team honors from the Associated Press and Sports Illustrated and consensus All-Big Ten Conference first-team choice
- Recipient of the Lott IMPACT Trophy and was also named Lott IMPACT Player of the Week for his performance vs. Ohio State
- Started all 13 games in 2010 at strong-side defensive end, finishing second on the team with 62 tackles (42 solos) while leading the Badgers with seven sacks for minus-56 yards, finishing third nationally with 21.0 stops for losses totaling 91 yards
- Blocked three kicks and deflected eight passes and intercepted another for a 15-yard return
- Sophomore All-American and second-team All-Big Ten Conference selection by The NFL Draft Report in 2009, earning All-Big Ten honorable mention from the league's coaches and media and also chosen Academic All-Big Ten
- Life sciences communication major, earning Academic All-Big Ten Conference honors

PERSONAL:

- Served as the Grand Marshal of the 2012 Houston Livestock Show and Rodeo and Art Car Parades
- Founded and serves on the board of directors of the Justin J. Watt Foundation which provides support to after-school athletic programs in Wisconsin and Texas
- Attended Pewaukee (Wisc.) High School and earned All-Woodland Conference, All-Area and All-Parkland County honors as a senior while garnering All-State accolades
- Received Woodland Conference Player of the Year recognition in 2006



BRANDON WEEDEN

QUARTERBACK

Height: 6-4 | Weight: 228 | College: Oklahoma State |
Hometown: Oklahoma City, OK | 4th NFL season |
1st with Texans | Age: 32 | Acquired: FA-'15 |
2015 GP/GS: 4/3 | Career GP/GS (Playoffs) 32/24 (0/0) |
Teams: Cleveland, 2012-13; Dallas, 2014-15; Houston, 2015 |

5

TRANSACTIONS: Selected by the Cleveland Browns in the first round (22nd overall) of the 2012 NFL Draft...Released by the Browns on March 12, 2014...Signed by the Dallas Cowboys on March 17, 2014...Released by the Cowboys on Nov. 17, 2015...Claimed off waivers by the Houston Texans on Nov. 19, 2015.

CAREER:

- Started 20 of 23 games in Cleveland (2012-2013)
- As a rookie with the Browns, started 15 games and throwing for 3,385 yards, a Browns rookie record, and 14 touchdowns while completing 57.4 percent of his passes
- Played in five games with one start for the Cowboys in 2014 and went 24-of-41 for 303 yards with three touchdowns and two interceptions

2015 (Dallas 4/3; Houston 0/0):

- Started in Weeks 3-5 for the Dallas Cowboys after QB Tony Romo was placed on IR-Designated to Return
- Entered the game for the Cowboys in Week 2 at Philadelphia (9/20) and completed 7-of-7 passes for 73 yards, and a touchdown (149.7 rating)
- Started for the Cowboys in Week 3 against Atlanta (9/27) and completed 22-of-26 passes for 232 yards and an interception (87.8 rating)
- Started for the Cowboys in Week 4 at New Orleans (10/4) and went 16-for-26 for 246 yards and a touchdown (105.6 rating)
- Started for the Cowboys in Week 5 against New England (10/11) and went 26-for-39 for 187 yards and an interception (66.9 rating)
- Claimed off waivers by the Texans on 11/19
- Did not play in Week 11 vs. N.Y. Jets (11/22)
- Inactive in Weeks 12-13

2014 (Dallas 5/1):

- Played in five games with one start and completed 24-of-41 passes for 303 yards with three touchdowns and two picks
- Made his Cowboys debut in place of Romo (back) in the third and fourth quarters of the overtime loss to Washington (10/27) and completed four-of-six passes for 69 yards and a touchdown
- Started in place of Romo (back) against Arizona (11/2) and completed 18-of-33 (54.5%) passes for 183 yards with one touchdown and two interceptions
- Stepped in for Romo in the fourth quarter when the game was in check at Jacksonville (11/9) in London and completed his lone pass (eight yards) and had three kneel downs
- Entered the game late in the fourth quarter of the NFC East clinching win over Indianapolis (12/21) to complete his only attempt for a 43-yard touchdown and handed the ball off three times on the next drive
- Played one snap in the fourth quarter of the season-ending win at Washington (12/28) and handed the ball to Joseph Randle, who took it a career-long 65 yards for a touchdown

2013 (Cleveland 6/5):

- Started five of the eight games he played in, completing 141-of-267 passes for 1,731 yards with nine touchdowns and nine interceptions
- Threw a career-high 53 passes against Miami (9/8)
- Completed a season-high 26 passes on his way to 292 yards and two touchdowns against Detroit (10/13)
- Threw a career-high three passes of 25-plus yards, including a career-long 95-yard touchdown pass to Josh Gordon, on his way to a career-best 370 passing yards and three touchdowns against Jacksonville (12/1)

2012 (Cleveland 15/15):

- Started and played in 15 games, completing 297-of-517 passes for 3,385 yards with 14 touchdowns and 17 interceptions
- Added 27 runs for 111 yards, the third-highest total on the team
- His 3,385 passing yards were a Browns rookie record, the seventh-highest figure ever by an NFL rookie and the 10th most by any Browns quarterback

- Finished second among NFL rookies in passing yards (3,385), passing first downs (168) and completions of 20-plus yards (48)
- Threw his first career touchdown pass on a 32-yard screen to Trent Richardson and recorded his first career 300-yard passing game (322) while completing a career-high 70.3 percent of his passes at Cincinnati (9/16)
- Completed a career-high 27 passes at home against Buffalo (9/23)
- Attempted a season-high 52 passes and threw for 320 yards with a career-high 17 first downs at Baltimore (9/27)
- Recorded his first win and threw two touchdown passes against Cincinnati (10/14)
- Completed 69.4 percent of his passes and compiled 364 passing yards in a win at Oakland (12/2)

COLLEGE:

- Started the final 26 games of his 30-game career at Oklahoma State University (2008-11).
- Completed 767-of-1,103 career passes for 9,260 yards and 75 touchdowns, both of which are Oklahoma State records
- As a senior, finished second in the nation with a school single-season record 4,727 passing yards, while completing 409-of-565 passes and throwing for a single-season record 37 touchdowns
- Broke school records in total attempts, completions, yardage, and touchdowns
- Established a school record with 502 yards passing against Kansas State
- As a junior, completed 342-of-511 passes for 4,277 yards with 34 touchdowns
- Appeared in three games as a sophomore, completing 15-of-24 passes for 248 yards with four touchdowns
- Saw action in one game in 2008 after redshirting as a freshman

PERSONAL:

- As a pitcher, was the first player chosen by the New York Yankees (second round, 71st overall) in the 2002 MLB Draft
- Traded to the Los Angeles Dodgers after the 2003 season then selected in the Rule 5 Draft by the Kansas City Royals
- Played his last season of professional baseball in 2006 with the Class-A High Desert Mavericks of the California League
- Native of Edmond, Okla.
- Started at quarterback for Edmond Santa Fe High School, where he led the team to a victory in the state semifinals and was named team MVP and offensive player of the year
- Threw for the second-most yards in the state of Oklahoma as senior (2001), totaling 2,863 yards with 25 scores
- An all-state selection in football, baseball and as a forward in basketball
- Married to Melanie
- Participated in various community outreach programs while with Cleveland and Dallas, including the 2014-15 Draft Day/Fan Appreciation Party, the 2014 NFL Play 60 clinic in London, Annual Team Holiday Hospital Visits, the Make-A-Wish Foundation of North Texas, the Salvation Army Angel Tree Christmas Program, and more

WEEDEN'S 2015 TEXANS PASSING STATISTICS

Date	Opp	GP	GS	Att	Cmp	Pct	Yds	Yd/A	TD	Int	Lg	Sack	Lost	Rate
11/22	NYJ	-	-	-	-	-	-	-	-	-	-	-	-	-
11/29	NO	-	-	-	-	-	-	-	-	-	-	-	-	-
12/6	at Buf	-	-	-	-	-	-	-	-	-	-	-	-	-
12/13	NE	-	-	-	-	-	-	-	-	-	-	-	-	-
12/20	at Ind	-	-	-	-	-	-	-	-	-	-	-	-	-
12/27	at Ten	-	-	-	-	-	-	-	-	-	-	-	-	-
1/3	Jax	-	-	-	-	-	-	-	-	-	-	-	-	-
2015 Totals		0	0	0	0	0	0	0	0	0	0	0	0	0

CAREER GAME HIGHS

Attempts	53	vs. Miami, 9/8/13
Completions	27	vs. Buffalo, 9/23/12
Passing Yards	370	vs. Jacksonville, 12/1/13
Passing Long	95	vs. Jacksonville, 12/1/13
Touchdowns	3	vs. Jacksonville, 12/1/13
Interceptions	4	vs. Philadelphia, 9/9/12
Passer Rating	158.3	vs. Indianapolis, 12/21/14
Rushing Yards	25	vs. Philadelphia (2 attempts), 9/9/12

WEEDEN'S CAREER PASSING AND RUSHING STATISTICS

Year	Team	GP	GS	Att	Cmp	Pct	Yds	Yd/A	TD	Int	Lg	Sack	Lost	Rate	Att	Yds	Avg	Lg	TD
2012	Cle	15	15	517	297	57.4	3385	6.5	14	17	71t	28	186	72.6	27	111	4.1	25	0
2013	Cle	8	5	267	141	52.8	1731	6.5	9	9	95t	27	180	70.3	12	44	3.7	11	0
2014	Dal	5	1	41	24	58.5	303	7.4	3	2	43t	1	9	85.7	6	-1	-0.2	1	0
2015	Dal	4	3	98	71	72.4	738	7.5	2	2	67	8	62	92.1	9	30	3.3	11	0
Career		32	24	923	533	57.7	6157	6.7	28	30	95t	64	437	74.6	54	184	3.4	25	0



JON WEEKS LONG SNAPPER

Height: 5-10 | Weight: 246 | College: Baylor |
Hometown: Bethpage, N.Y. | 6th NFL Season |
6th with Texans | Age: 29 | Acquired: FA-'10 |
2015 GP/GS: 12 | Career GP/GS (Playoffs): 92 (4) |
Teams: Houston, 2010-15 |

46

TRANSACTIONS: Signed by Houston Texans on April 28, 2010...Signed a contract extension with the Texans on September 8, 2015.

CAREER:

- Signed with the Texans during the 2010 offseason and made the roster out of training camp
- Has handled 885 extra point, field goal and punt snaps and has contributed with 20 special teams tackles
- Signed a contract extension with the Texans on Sept. 8, 2015

2015 (Houston 12/0):

- Served as long snapper on extra points, field goal and punts in Weeks 1-13
- Has a career-high seven special teams tackles
- Passed DeMeco Ryans (86) for the 11th-most career games played in team history

2014 (Houston 16/0):

- Served as long snapper on extra points, field goal and punts in all 16 games
- Made a special teams tackle against the New York Giants (9/21)
- Recorded a special teams tackle at Dallas (10/5) in Week 5

2013 (Houston 16/0):

- Saw action on special teams in all 16 games and made a career-high six special teams tackles

2012 (Houston 16/0, 2/0):

- Served as long snapper on extra points, field goal and punts in all 16 games plus both playoff games
- Helped Shayne Graham set the team scoring record with 138 points
- Helped Donnie Jones set the team punting records with a gross average of 47.1 yards per punt on the season and net average of 40.5 yards
- Recorded a special teams tackle at Denver (9/30)

2011 (Houston 16/0, 2/0):

- Served as long snapper on extra points, field goal and punts for all 16 games of the season
- Helped Neil Rackers set team records for field goals made (32) and points in a season (135)
- Helped rookie Brett Hartmann set a team record with a 44.4 gross punt average
- Made his postseason debut and saw action on special teams in AFC Wild Card Playoff vs. Cincinnati (1/7/12)

2010 (Houston 16/0):

- Served as long snapper on extra points, field goal and punts in all 16 contests
- Efforts helped kicker Neil Rackers convert 27-of-30 field goal attempts and 43-of-43 extra point opportunities while tying Kris Brown's Texans record for 124 points in a season
- Made his professional debut long snapping in the season opener vs. Indianapolis (9/12)
- Snapped on punt/field goal attempts at Washington (9/19) including Rackers' game-winning 35-yard field goal
- Reached 125 consecutive perfect snaps with seven successful long snaps at Tennessee (12/19)
- Contributed to Rackers hitting all three field goal attempts including a career long of 57 yards at Denver (12/26)

COLLEGE:

- Originally attended Baylor as an invited walk-on
- Earned a scholarship after his freshman season
- Was discovered at a special teams camp by the Baylor special teams coach
- Snapped for two-time Ray Guy Award winner Daniel Sepulveda
- Handled the long-snapping chores for Baylor from 2004-07 and earned four varsity letters

PERSONAL:

- Was in training to be an EMT when called by the Texans for a tryout
- An all-region offensive and defensive lineman for Mountain Ridge (Glendale, Ariz.) High School
- Two-way player of the year selection
- Friday Night Fever Defensive Line Player of the Year
- Received the Curley Culp Award as Arizona's best defensive lineman
- Mountain Ridge recorded four straight winning records during his prep career and captured regional titles in both 2000 and 2002
- Mountain Lions went 24-2 during Weeks' last two seasons, which included a 14-1 mark and a state semifinal appearance as a junior in 2002

WEEKS' CAREER STATISTICS

Extra Point, Field Goal and Punt Snap Attempts: 885

Special Teams Tackles (20): 2015 - 7; 2014 - 2; 2013 - 6; 2012 - 2; 2011 - 0; 2010 - 3.



VINCE WILFORK

NOSE TACKLE

Height: 6-2 | Weight: 325 | College: Miami (Fla.) |
Hometown: Boynton Beach, FL | 12th NFL Season |
1st with Texans | Age: 33 | Acquired: FA-'15 |
2015 GP/GS: 12/12 | Career GP/GS (Playoffs): 170/160 (21/19)
Teams: New England, 2004-14; Houston, 2015 |

75

TRANSACTIONS: Selected by the New England Patriots in the first round (21st overall) of the 2004 NFL Draft...Signed by the Houston Texans on March 17, 2015.

HONORS:

- Won two Super Bowls (XXXIX, XLIX)
- Won four AFC Championships (2004, 2007, 2011, 2014)
- First-team All-Pro (2012)
- Second-team All-Pro four times (2007, 2009-11)
- Named to the Pro Bowl Roster five times (2007, 2009-12)
- Pro Football Writers Association All-AFC five times (2007, 2009-12)
- Named to New England Patriots 50th Anniversary Team
- 2010 recipient of the Ron Burton Community Service Award

CAREER:

- A 12th-year defensive tackle who played in 158 games (148 starts) with the New England Patriots, compiling 517 tackles (352 solo), 16.0 sacks, three interceptions returned for 48 yards, 35 quarterback hits, 28 tackles for loss, 12 fumble recoveries, four forced fumbles, and 26 passes defended before joining the Texans
- Served as a defensive co-captain for seven straight seasons (2008-14) and helped the Patriots defense finish in the top-10 in points allowed 9 times (2004, 2006-10, 2012-14)
- In 2007, earned his first career Pro Bowl selection and was named to the Associated Press All-Pro Team
- Had a 123-35 (.778) record in 158 regular season games with the Patriots
- Member of the first team in NFL history to complete a 16-0 regular season (2007 Patriots), which tied the NFL all-time record with 18 overall victories in a season, and out-scored opponents by an NFL-record 315 points
- With Wilfork manning the middle of the defensive line, New England ranked in the top-11 in rushing yards allowed per game three times during the last five seasons (2010, 2012, 2014)
- Patriots all-time leader in interceptions by a defensive lineman with three career picks

2015 (Houston, 12/12):

- Started at nose tackle in Weeks 1-13
- Recorded two tackles at Carolina (9/20), vs. Tampa Bay (9/27), at Atlanta (10/4), and at Jacksonville (10/18)
- Notched a single-game season-high four solo tackles at Buffalo (12/6)

2014 (New England, 16/16, 3/3):

- Voted co-captain for the seventh straight season
- Returned from a 2013 Achilles injury to start all 16 games for the Patriots and recorded 47 tackles (24 solo), one interception, one quarterback hit, two tackles for loss, and two passes defended

- Started in the season opener at Miami (9/7) after missing most of 2013 with an Achilles injury. Recorded three tackles.
- Sealed the 16-9 win vs. Oakland (9/21) when he snared a deflected Derek Carr pass on first-and-goal from the 12-yard line with less than a minute remaining for his third career interception. With the pick, he became the Patriots all-time leader in interceptions by a defensive lineman
- Started at defensive tackle and posted six tackles in the win at Buffalo (10/12)
- Registered a season-high eight tackles in the win at N.Y. Jets (12/21)
- Started and posted two tackles in the Super Bowl XLIX win vs. Seattle (2/1)
- Started at defensive tackle in the AFC Championship vs. Indianapolis (1/18/15)
- Started at defensive tackle in the AFC Divisional Round vs. Baltimore (1/10/15) and recorded four tackles
- Posted five tackles (five solo), one tackle for loss, and a pass defended vs. Miami (12/14)

2013 (New England, 4/4):

- Voted co-captain for the sixth straight season
- Started the first four games of the regular season before suffering an Achilles injury and missing the rest of the season
- Left during the first series of the game at Atlanta (9/29) with an injury and did not return
- Compiled 10 tackles before being placed on season-ending injured reserve with an Achilles injury (10/3)

2012 (New England, 16/16, 2/2):

- Voted co-captain for the fifth straight season
- Voted to his fifth career Pro Bowl
- Named Associated Press All-Pro: First Team

WILFORK'S 2015 SEASON STATISTICS

Date	Opp	GP	GS	TotSoloAsst	Sk	Yds	Int	Yds	Lg	TD	PD	FF	FR	Yds	TD
9/13	KC	1	1	0 0 0	0	0	0	0	0	0	0	0	0	0	0
9/20	at Car	1	1	2 0 2	0	0	0	0	0	0	0	0	0	0	0
9/27	TB	1	1	2 0 2	0	0	0	0	0	0	0	0	0	0	0
10/4	at Atl	1	1	2 1 1	0	0	0	0	0	0	0	0	0	0	0
10/8	IND	1	1	0 0 0	0	0	0	0	0	0	0	0	0	0	0
10/18	at Jax	1	1	2 1 1	0	0	0	0	0	0	0	0	0	0	0
10/25	at Mia	1	1	0 0 0	0	0	0	0	0	0	0	0	0	0	0
11/1	Ten	1	1	0 0 0	0	0	0	0	0	0	0	0	0	0	0
11/16	at Cin	1	1	1 0 1	0	0	0	0	0	0	0	0	0	0	0
11/22	NYJ	1	1	0 0 0	0	0	0	0	0	0	0	0	0	0	0
11/29	NO	1	1	1 0 1	0	0	0	0	0	0	0	0	0	0	0
12/6	at Buf	1	1	4 4 0	0	0	0	0	0	0	0	0	0	0	0
12/13	NE	-	-	- - -	-	-	-	-	-	-	-	-	-	-	-
12/20	at Ind	-	-	- - -	-	-	-	-	-	-	-	-	-	-	-
12/27	at Ten	-	-	- - -	-	-	-	-	-	-	-	-	-	-	-
1/3	Jax	-	-	- - -	-	-	-	-	-	-	-	-	-	-	-
2015 Totals		12	12	14	6	8	0	0	0	0	0	0	0	0	0

2015 GAME HIGHS

Tackles 4 at Buffalo, 12/6

CAREER GAME HIGHS

Tackles	10	vs. Indianapolis, 12/4/11
Sacks	2	vs. Miami, 1/2/11
Passes Defensed	2	3x, last: vs. Indianapolis, 11/18/12
TFL	2	3x, last: at Pittsburgh, 10/30/11
QBH	2	5x, last: vs. NY Giants, 11/6/11

CAREER SEASON HIGHS

Tackles	66	2008
Sacks	3.5	2011
Passes Defensed	6	2012
TFL	8	2010
QBH	10	2011

WILFORK'S CAREER DEFENSIVE STATISTICS

Year	Team	GP	GS	Tot	Solo	Asst	Sk	Yds	Int	Yds	Lg	TD	PD	QBH	TFL	FF	FR	Yds	TD
2004	NE	16	6	42	27	15	2	11	0	0	0	0	3	-	-	0	2	0	0
2005	NE	16	16	54	40	14	0.5	4	0	0	0	0	1	-	-	0	1	0	0
2006	NE	13	13	51	41	10	1	3	0	0	0	0	1	4	-	0	1	0	0
2007	NE	16	16	48	36	12	2	18	0	0	0	0	2	7	-	0	1	0	0
2008	NE	16	16	66	45	21	2	13	0	0	0	0	1	4	3	0	0	0	0
2009	NE	13	13	43	31	12	0	0	0	0	0	0	3	0	4	1	0	0	0
2010	NE	16	16	57	46	11	2	16	0	0	0	0	2	4	8	0	1	0	0
2011	NE	16	16	52	29	23	3.5	17.5	2	47	28	0	5	10	6	1	2	0	0
2012	NE	16	16	48	29	19	3	32	0	0	0	0	6	4	5	2	4	2	0
2013	NE	4	4	9	4	5	0	0	0	0	0	0	0	1	0	0	0	0	0
2014	NE	16	16	47	24	23	0	0	1	1	1	0	2	1	2	0	0	0	0
2015	Hou	12	12	14	6	8	0	0	0	0	0	0	0	0	0	0	0	0	0
Career		170	160	531	358	173	16	114.5	3	48	28	0	26	35	28	4	12	2	0

VINCE WILFORK

- Garnered Pro Football Weekly's All-NFL Team status
- Started all 16 regular-season games and compiled 59 tackles, three sacks, six passes defended, two forced fumbles and a career-high four fumble recoveries
- Started both playoff games and made six tackles
- Anchored a defensive line as part of a unit that finished tied for ninth in the NFL with 20.7 points allowed per game
- Started and made three tackles and recovered a fumble vs. Arizona (9/16)
- Started and made four tackles, defended two passes and recovered a key fumble near the goal line at the end of the second quarter in the win at Buffalo (9/30)
- Accumulated three tackles and recovered a fumble for the third time in four games vs. Denver (10/7)
- Amassed five tackles and caused a handoff miscue that led to a safety in the overtime win vs. N.Y. Jets (10/21)
- Registered five tackles and a strip-sack of Bills QB Ryan Fitzpatrick that led to a Patriots touchdown in the win vs. Buffalo (11/11)
- Had six tackles in the win at N.Y. Jets (11/22) and forced an offensive lineman into QB Mark Sanchez in the backfield that caused a fumble which was recovered by Steve Gregory and returned for a touchdown
- Had three tackles and recovered a fumble in the second quarter that led to a Patriots field goal in the win at Miami (12/2)
- Picked up his second sack of the season in the win vs. Houston (12/10) which forced a fumble and caused the Texans to lose 20 yards on the play. Also made four tackles and defended a pass
- Accumulated six tackles and his third sack of the season as part of a seven-sack effort by the defense in the win vs. Miami (12/30)

2011 (New England, 16/16, 3/3):

- Voted by his teammates as a defensive captain for the fourth consecutive season
- Voted to his fourth career Pro Bowl and was named Associated Press All-Pro: Second Team for the third time in his career
- Started all 16 games, recording 74 tackles, a career-high 3½ sacks, eight quarterback hits, two interceptions, three passes defended, one forced fumble and two fumble recoveries - the latter he recovered in the end zone for his first career touchdown
- Started all three postseason games and accumulated 12 tackles, including 2½ sacks for 14½ yards and three quarterback hits
- Intercepted the first pass of his career vs. San Diego (9/18) and returned it 28 yards to set up a field goal just before halftime. Made five tackles and recorded two quarterback hits
- Made one tackle and intercepted the second pass of his career and second of the season at Oakland (10/2) and returned it 19 yards in the fourth quarter of the Patriots win
- Made six tackles and recovered a first-quarter fumble in the end zone for his first career touchdown at Washington (12/11) that gave the Patriots a crucial early score in their win
- Made three tackles including a career postseason-high 1½ sacks for 9½ yards in win vs. Denver (1/14)

2010 (New England, 16/16, 1/1):

- Named a co-captain for the third consecutive year
- Voted to his third career Pro Bowl
- Started all 16 games and the postseason game and finished the season with 87 total tackles, the second most in his career to his 91 tackles in 2005. The 87 tackles were the third most by a Patriots player, behind Jerod Mayo (193) and Patrick Chung (89)
- Named to the Associated Press All-Pro: second team
- Started at right defensive end vs. Baltimore (10/17) and made a season-high 10 tackles. Combined with Gerard Warren to stop Joe Flacco for no gain on a quarterback sneak on third-and-1 in the fourth quarter, forcing a punt on the next play and setting up Stephen Gostkowski's game-tying field goal in regulation in a 23-20 overtime win
- Registered his first career two-sack game vs. Miami (1/2). Dropped Chad Henne for losses of 9 and 6 yards on the same possession in the third quarter

2009 (New England, 13/13, 1/1):

- Named defensive co-captain by his teammates
- Earned his second Pro Bowl berth after starting in 13 games and finishing with 65 total tackles, two passes defended and one forced fumble
- His 65 tackles led the Patriots defensive linemen
- Missed the final three regular-season games due to injury
- Registered his first career forced fumble at N.Y. Jets (9/20), stripping Leon Washington on a first quarter carry, allowing Leigh Bodden to recover and set up a field goal drive
- Had a team-leading 10 total tackles vs. N.Y. Jets (11/22)
- Set a single-game career high in tackles with 18 in a Wild Card playoff game vs. BAL (1/10)

2008 (New England, 16/16):

- Named a defensive captain by his teammates for the first time
- Started all 16 games at nose tackle and finished second on the team with 85 tackles, the third-highest single-season total of his career
- Recorded two sacks, three quarterback hits and one pass defended
- Led the team with five tackles at San Diego (10/12)
- Tallied seven tackles with one quarterback hit vs. Buffalo (11/9)

- Tied a then season high with eight tackles and tallied his first sack of the season vs. N.Y. Jets (11/13)
- Tied for the team lead with six tackles and added his second sack in as many weeks at Miami (11/23)
- Tallied seven tackles, including at Oakland (12/14) and blocked Sebastian Janikowski's extra point attempt, the first blocked PAT by a Patriot since 2002
- Tallied a season high 10 tackles in the Patriots first shutout victory since 2006 at Buffalo (12/28)

2007 (New England, 16/16, 3/3):

- Earned his first Pro Bowl selection
- Started at nose tackle in all 16 regular-season games for the second time in his career
- Named to the Associated Press All-Pro Second Team
- Recovered a fumble by quarterback Philip Rivers on a strip-sack by Rosevelt Colvin while making five tackles vs. San Diego (9/16)
- Tied for the team lead with eight tackles in a win vs. Cleveland (10/7) and registered his first sack of the season
- Tied a season high with eight tackles at Baltimore (12/3)
- Picked up his second sack of the season, taking down Ben Roethlisberger for an 8-yard loss vs. Pittsburgh (12/9)
- Tallied two tackles for a loss or no gain as the Patriots improved to 16-0 at the N.Y. Giants (12/29)
- Made six tackles in the Patriots AFC Divisional Playoff win vs. Jacksonville (1/12)
- Tied for the team lead with seven tackles in the victory vs. San Diego in the AFC Championship Game (1/20)
- Made five tackles in Super Bowl XLII vs. N.Y. Giants (2/3)

2006 (New England, 13/13, 3/3):

- Started 13 games despite missing the final three regular-season contests and finished fourth on the team with 81 tackles
- Registered seven tackles, a sack and a quarterback hit vs. N.Y. Jets (9/17)
- Finished tied for second on the team with 10 tackles vs. Denver (9/24)
- Notched six tackles, a fumble recovery and a pass defended at Buffalo (10/22)
- Registered three tackles, a fumble recovery and a quarterback hit in a Wild Card game vs. N.Y. Jets (1/7)
- Scooped up a Chad Pennington lateral that was batted down by Rosevelt Colvin and rumbled 31 yards to the Jets 15-yard line in the third quarter
- Tied for second on the team with seven tackles in the AFC Championship at Indianapolis (1/21)

2005 (New England, 16/16, 2/2):

- Started all 16 games and both playoff contests
- Led all Patriots defensive linemen and ranked second on the team with a career-high 91 tackles
- In the playoffs, ranked fifth on the team with 13 tackles and a ½ sack
- Notched a then career-high 12 tackles against Buffalo (10/30)
- Was part of a defensive front that allowed an average of just 31.3 rushing yards per game in the month of December
- Finished with seven tackles, including a ½ at Carolina (9/18)
- Notched eight tackles and a ½ sack in the Divisional Playoff at Denver (1/14)

2004 (New England, 16/6, 3/1):

- Played in all 16 games as a rookie with six starts at nose tackle and played in each of the Patriots three postseason games, including a start in Super Bowl XXXIX
- Led all Patriots rookies with 57 tackles including two sacks
- Helped the Patriots defense rank sixth in the NFL against the run
- Started at nose tackle and recorded seven tackles in his NFL debut against Indianapolis (9/9) and preserved the Patriots lead by recovering a fumble caused by Eugene Wilson in the fourth quarter
- Started at nose tackle and registered five tackles and collected his first career sack on Drew Bledsoe vs. Buffalo (10/3)
- Finished second on the team with a season-high 10 tackles, including a sack and a pass defended vs. Miami (10/10)
- Collected three tackles and a fumble recovery at Miami (12/20)
- Started at nose tackle in the Patriots victory over the Eagles in Super Bowl XXXIX

COLLEGE:

- Recorded 148 tackles (73 solos) with 14 sacks for losses of 60 yards and 37½ stops for losses of 110 yards during his career from 2001-03
- Also credited with 42 quarterback pressures, five forced fumbles and three fumble recoveries in 36 games at Miami
- As a junior in 2003, was an All-American Dream Team selection and rated the best defensive tackle in the country by The NFL Draft Report and was a unanimous All-Big East Conference first-team choice
- Finished fourth on the team with 64 tackles and tied for the squad lead with six sacks for losses of 29 yards
- 2002 BCS National Champion (Rose Bowl)
- Played in 11 games as a sophomore in 2002 and finished with 43 tackles, ranked second on the team with seven sacks and placed fourth with 15 stops for loss

VINCE WILFORK

- Played in every game as a reserve defensive tackle as a freshman and recorded 41 tackles, including one sack while ranking third on the team with 11 stops for loss
- Also excelled on the Hurricanes track and field team, performing in the shot put

PERSONAL:

- Vincent Lamar Wilfork was born the son of the late Barbara and David Wilfork on Nov. 4, 1981
- Attended Santaluces (Lantana, Fla.) High, where his football jersey number is retired. His number was the first to ever be retired by the school
- Played multiple positions in high school, including running back and punt returner
- Regarded as one of Florida's top three defensive linemen after the 1999 season and was a USA Today second-team All-American, adding Super Prep first-team All-American honors, as he was rated the No. 10 defensive lineman nationally by that publication
- Also lettered in track, finishing second in the state in the Class 6A shot put and discus and holds the Florida state high school record in the shot put with a 68-foot throw
- Served as the honorary ringmaster for the Big Apple Circus in 2007 in a fundraising performance to benefit the Hole in the Wall Gang Camp
- Served as an honorary coach in the 2007 BELL Bowl, a fundraiser at Gillette Stadium to benefit the BELL Foundation
- In 2007, Vince was named one of the 100 greatest players in the history of Florida high school football by the Florida High School Athletic Association
- Participated in the 2008 Salvation Army Holiday Party at Gillette Stadium with nearly 250 children from the Boston and Providence Salvation Army centers
- Was honored by Children's Hospital Boston with their Champion Award in December 2008, in recognition of his efforts on behalf of the hospital's patients and their families
- Majored in liberal arts at Miami
- Vince and his wife, Bianca, have three children

WILFORK'S CAREER PLAYOFF DEFENSIVE STATISTICS

Year	Team	GP	GS	Tot	Solo	Asst	Sk	Yds	Int	Yds	Lg	TD	PD	QBH	TFL	FF	FR	Yds	TD
1/16/05	vs. Ind (Div)	1	0	2	2	0	0	0	0	0	0	0	0	-	-	0	0	0	0
1/23/05	at Pit (Conf)	1	0	1	0	1	0	0	0	0	0	0	0	-	-	0	0	0	0
2/6/05	at Phi (SB)	1	1	0	0	0	0	0	0	0	0	0	0	-	-	0	0	0	0
1/7/06	vs. Jac (WC)	1	1	4	2	2	0	0	0	0	0	0	0	-	-	0	0	0	0
1/14/06	at Den (Div)	1	1	3	0	3	0.5	0	0	0	0	0	0	-	-	0	0	0	0
1/7/07	vs. NYJ (WC)	1	1	3	2	1	0	0	0	0	0	0	0	1	-	0	1	31	0
1/14/07	at SD (Div)	1	1	3	3	0	0	0	0	0	0	0	0	0	-	0	0	0	0
1/21/07	at Ind (Conf)	1	1	7	6	1	0	0	0	0	0	0	0	0	-	0	0	0	0
1/12/08	vs. Jac (Div)	1	1	5	5	0	0	0	0	0	0	0	0	1	-	0	0	0	0
1/20/08	vs. SD (Conf)	1	1	6	1	5	0	0	0	0	0	0	1	0	-	0	0	0	0
2/3/08	vs. NYG (SB)	1	1	5	4	1	0	0	0	0	0	0	0	0	-	0	0	0	0
1/10/10	vs. Bal (WC)	1	1	13	9	4	0	0	0	0	0	0	0	0	1	0	0	0	0
1/16/11	vs. NYJ (Div)	1	1	5	5	0	0	0	0	0	0	0	0	0	1	0	0	0	0
1/14/12	vs. Den (Div)	1	1	3	1	2	1.5	9.5	0	0	0	0	0	2	1	0	0	0	0
1/22/12	vs. Bal (Conf)	1	1	6	3	3	1	5	0	0	0	0	0	1	3	0	0	0	0
2/5/12	vs. NYG (SB)	1	1	3	3	0	0	0	0	0	0	0	0	0	0	0	0	0	0
1/13/13	vs. Hou (Div)	1	1	5	2	3	0	0	0	0	0	0	0	0	0	0	0	0	0
1/20/13	vs. Bal (Conf)	1	1	1	0	1	0	0	0	0	0	0	0	1	0	0	0	0	0
1/10/15	vs. Bal (Div)	1	1	4	2	2	0	0	0	0	0	0	0	0	0	0	0	0	0
1/18/15	vs. Ind (Conf)	1	1	0	0	0	0	0	0	0	0	0	0	0	0	0	0	0	0
2/1/15	at Sea (SB)	1	1	2	2	0	0	0	0	0	0	0	0	0	0	0	0	0	0
Totals		21	19	81	52	29	3	14.5	0	0	0	0	1	6	6	0	1	31	0



T.J. YATES QUARTERBACK

Height: 6-4 | Weight: 217 | College: North Carolina |
Hometown: Marietta, Ga. | 5th NFL season |
4th with Texans | Age: 28 | Acquired: FA-'15 |
2015 GP/GS: 2/1 | Career GP/GS (Playoffs) 16/6 (2/2) |
Teams: Houston, 2011-13; Atlanta, 2014; Houston, 2015 |

6

TRANSACTIONS: Selected by Houston Texans in the fifth round (152nd overall) of the 2011 NFL Draft...Traded to the Falcons in exchange for LB Akeem Dent on June 19, 2014... Re-signed by the Falcons on March 10, 2015...Released by the Falcons on Sept. 4, 2015... Signed by the Texans on Oct. 28, 2015.

HONORS:

- NFL Rookie of the Week (Week 14, 2011)

CAREER:

- Before this season, appeared in 13 career games completing 101 of 166 passes (60.8 percent) for 1,100 yards with three touchdowns, six interceptions, and a 71.4 rating
- Played in six games as a rookie in 2011, including five starts, leading the Texans to a 3-3 record after throwing for 949 yards on 82 of 134 passing (61.2 percent) with three touchdowns, three interceptions and an 80.7 passer rating.
- Led a pair of 80-yard touchdown drives and threw for 300 yards with a pair of scores in Week 14 of the 2011 season, earning him AFC Player of the Week honors and clinching the AFC South Division title for Houston

2015 (Houston 2/1):

- Signed by the Texans on 10/28
- Did not play in Week 8
- Entered the game vs. Cincinnati (11/16) in the third quarter for QB Brian Hoyer and completed 5-of-11 passes for 69 yards, one touchdown and a 96.4 passer rating
- Threw the game-winning 22-yard touchdown pass to WR DeAndre Hopkins in the fourth quarter to give the Texans a 10-6 win (11/6)
- The touchdown pass was his first since throwing one against the Bengals in an AFC Wild Card victory on Jan. 7, 2012
- Completed 16-of-34 passes for 229 yards, two touchdowns, no interceptions and an 89.0 passer rating vs. NY Jets (11/22)
- His touchdown total tied a single-game career-high, while his passing yardage mark was the second-most he's ever tallied (300, at CIN, 12/11/11)
- Threw a 61-yard touchdown pass to WR DeAndre Hopkins in the second quarter vs. NY Jets (11/22), the longest passing touchdown of his career
- Threw a 20-yard touchdown to Hopkins in the third quarter vs. NY Jets (11/22), giving the team a 24-10 lead
- Made his first start since opening five regular season and two postseason games as a rookie with Houston in 2011
- Did not play in Weeks 12-13

2014 (Atlanta 1/0):

- Saw action in one game and completed 3-of-4 passes for 64 yards vs Tampa Bay (9/18)

2013 (Houston 3/0):

- Saw action in three games as a backup quarterback.
- Completed 15 of 22 pass attempts (68.2 percent) for 113 yards with two interceptions and a 42.4 passer rating
- Saw his first action of the season in the fourth quarter at Baltimore (9/22) in Week 3
- Completed 3-of-5 passes for 15 yards at San Francisco (10/6)
- Completed 12-of-17 passes for 98 yards and two interceptions vs. St. Louis (10/13)
- Inactive Weeks 9-15

2012 (Houston 4/0, 0/0):

- Dressed for every game and appeared in four contests
- Came in for one snap in place of Matt Schaub at Denver (9/23)
- Completed 2-of-5 passes for 23 yards vs. Green Bay (10/14)
- Scored his first career touchdown on a 1-yard quarterback sneak in the fourth quarter vs. New England (12/10)
- Saw action in the fourth quarter vs. Minnesota (12/23)
- Dressed but did not play in both postseason games

2011 (Houston 6/5, 2/2):

- Saw action in six games with five starts at the end of the season, throwing for 949 yards on 82 of 134 passing (61.2 percent), three touchdowns, three interceptions, and a passer rating of 80.7
- Started two playoff games
- Inactive for first 10 games of the season
- Made his professional and Texans debut at quarterback in place of an injured Matt Leinart and completed 8-of-15 passes for 70 yards at Jacksonville (11/27)
- Made his first career start, completing 12-of-25 passes for 188 yards including his first career touchdown pass, a 3-yard completion to Joel Dreessen, vs. Atlanta (12/4)
- Completed 26-of-44 passes for 300 yards and two touchdowns at Cincinnati (12/11), earning him AFC Player of the Week honors
- Led two 80-plus yard drives in the fourth quarter, including a 6-yard touchdown pass to Kevin Walter with two seconds remaining to complete the comeback that clinched the AFC South Division title against the Bengals
- Earned NFL Rookie of the Week honors for his performance at Cincinnati in Week 14
- Completed his first eight pass attempts and finished the game 19-of-30 for 212 yards with no touchdowns and two interceptions vs. Carolina (12/18)
- Completed 13-of-16 passes for 132 yards and a 101.0 passer rating at Indianapolis (12/22)
- Started for the fifth time and completed all four of his pass attempts for 47 yards before leaving the game early in the first quarter vs. Tennessee (1/1/12)
- Made his postseason debut where he completed 11-of-20 passes for 159 yards, including a 40-yard touchdown pass to Andre Johnson, in AFC Wild Card Playoff vs. Cincinnati (1/7/12)
- Completed 17-of-35 passes for 184 yards and threw three interceptions in AFC Divisional Playoff at Baltimore (1/15/12)

COLLEGE:

- Threw for 9,377 yards (208.4 average per game), 58 touchdowns and 46 interceptions for his career at North Carolina
- Set 37 Tar Heel records, including single-game, single-season and career records for pass completions and yards
- Became the only Tar Heel to throw for 3,000 yards in a season and 400 yards in three separate games
- The most accurate passer in UNC history, completing 795-of-1,277 attempts (62.3 percent)
- Completed 282-of-422 attempts in 2010 for career highs of 3,418 yards and 19 touchdowns to go along with nine interceptions
- Finished 2009 with 2,136 yards and 14 touchdowns on 214-for-355 passing
- Played in seven games and started six in 2008 and completed 60 percent (81-of-135) of his passes for 1,168 yards, 11 touchdowns, four interceptions on the season
- Suffered a non-displaced fracture to his left ankle and missed five games

YATES' 2015 PASSING STATISTICS

Date	Opp	GP	GS	Att	Cmp	Pct	Yds	Yd/A	TD	Int	Lg	Sack	Lost	Rate
11/1	Ten	-	-	-	-	-	-	-	-	-	-	-	-	-
11/16	at Cin	1	0	11	5	45.5	69	6.3	1	0	22t	1	8	96.4
11/22	NYJ	1	1	34	16	47.1	229	6.7	2	0	61t	1	9	89.0
11/29	NO	-	-	-	-	-	-	-	-	-	-	-	-	-
12/6	at Buf	-	-	-	-	-	-	-	-	-	-	-	-	-
12/13	NE	-	-	-	-	-	-	-	-	-	-	-	-	-
12/20	at Ind	-	-	-	-	-	-	-	-	-	-	-	-	-
12/27	at Ten	-	-	-	-	-	-	-	-	-	-	-	-	-
1/3	Jax	-	-	-	-	-	-	-	-	-	-	-	-	-
2015 Totals		2	1	45	21	46.7	298	6.6	3	0	61t	2	17	90.8

CAREER GAME HIGHS

Attempts	44	at Cincinnati, 12/11/11
Completions	26	at Cincinnati, 12/11/11
Passing Yards	300	at Cincinnati, 12/11/11
Passing Long	61t	vs. N.Y. Jets, 11/22/15
Touchdowns	2	2x, last: vs. N.Y. Jets, 11/22/15
Interceptions	2	2x, last: vs. St. Louis, 10/13/13
Passer Rating	115.6	vs. Tennessee, 1/1/12
Rushing Yards	36	at Cincinnati (5 attempts), 12/11/11
Rushing Long	17	at Cincinnati, 12/11/11
Rushing Touchdowns	1	at New England, 12/10/12

YATES' CAREER PASSING AND RUSHING STATISTICS

Year	Team	GP	GS	Att	Cmp	Pct	Yds	Yd/A	TD	Int	Lg	Sack	Lost	Rate	Att	Yds	Avg	Lg	TD
2011	Hou	6	5	134	82	61.2	949	7.1	3	3	50	15	74	80.7	14	57	4.1	17	0
2012	Hou	4	0	10	4	40.0	38	3.8	0	1	19	1	0	11.7	2	-1	-0.5	1t	1
2013	Hou	3	0	22	15	68.2	113	5.1	0	2	20	2	7	42.4	1	0	0.0	0	0
2014	Atl	1	0	4	3	75.0	64	16.0	0	1	40	0	0	77.1	0	0	0	0	0
2015	Hou	2	1	45	21	46.7	298	6.6	3	0	61t	2	17	90.8	5	-7	-1.4	-1	0
Career		16	6	215	125	58.1	1462	6.8	6	7	61t	20	98	74.6	22	49	2.2	17	1

T.J. YATES

PERSONAL:

- Attended Pope High School in Marietta, where he earned first-team all-region and first-team all-area honors
- Completed 160 of 289 passes (57 percent) for 2,305 yards and 17 touchdowns as a senior, his only year on the football team
- Rushed for 292 yards and seven scores and punted 34 times for 1,237 yards (36.8 avg.) with a long of 68
- Named first-team all-region and Cobb County Touchdown Club Offensive Player of the Year
- Earned Atlanta Metro First-Team All-Area honors
- Also played basketball and averaged 18 points, six rebounds and six assists at small forward
- Recruited by several schools for basketball before opting to play football at North Carolina

YATES' CAREER PLAYOFF STATISTICS

Date	Opp.	GP	GS	Att	Cmp	Pct	Yds	Yd/A	TD	Int	Lg	Sack	Lost	Rate
1/7/12	vs. Cin (WC)	1	1	20	11	55.0	159	7.95	1	0	40	2	7	97.7
1/15/12	at BAL (Div)	1	1	35	17	48.6	184	5.26	0	3	19	0	0	28.8
Career		2	2	55	28	50.9	343	6.2	1	3	40	2	7	53.8



DAVID QUESSENBERRY

TACKLE

77

Height: 6-5 | Weight: 306 | College: San Jose State |
 Hometown: La Jolla, Calif. | 3rd NFL Season |
 3rd with Texans | Age: 25 | Acquired: D6a-13 |
 2015 GP/GS: 0/0 | Career GP/GS (Playoffs): 0/0 (0/0) |
 Teams: Houston, 2013-15 |

TRANSACTIONS: Drafted by the Houston Texans with the 176th overall pick and eighth pick of the sixth round of the 2013 NFL Draft on April 27, 2013...Signed by the Texans on May 10, 2013...Placed on injured reserve on Sept. 10, 2013 after suffering a foot injury...Placed on active/non-football illness list on July 25, 2014...Placed on active/non-football illness list on July 27, 2015... Placed on Reserve/Non-Football Illness list on Sept. 1, 2015.

2015 (Houston, 0/0):

- Placed on Reserve/Non-Football Illness list (9/1)

2014 (Houston, 0/0):

- Spent the season on the active/non-football illness list

2013 (Houston 0/0):

- Inactive at San Diego (9/9)
- Placed on injured reserve on Sept. 10 after suffering a foot injury

PERSONAL:

- Was diagnosed with Lymphoma in June 2014 and was away from the team battling the disease last season
- Paul Quessenberry, David's younger brother, played defensive end and linebacker for Navy
- Youngest brother, Scott, is an offensive lineman at UCLA
- Father, David Sr., graduated from the Naval Academy in 1980 and played football for the Midshipmen
- His father spent 30 years in the service, the final 22 as a Navy Reserve, and retired as a captain in 2010

COLLEGE:

- Played in 49 games, starting the final 37 contests he appeared in at left tackle
- In 2013, he became the first San Jose State offensive lineman to play in the Senior Bowl, earning that invitation after he recorded 242 knock-downs and 32 touchdown-resulting blocks, along with posting a pair of solo tackles

- Member of The NFL Draft Report's All-American third-team and also received Super Sleeper Team (most underrated players at each position) accolades as a senior
- The league's coaches named him an All-Western Athletic Conference first-team pick in 2012
- One of three finalists for the 2012 Burlsworth Trophy honoring the top Football Bowl Subdivision player that began his career as a non-scholarship player
- Started 12 games at left offensive tackle as a senior
- Went head-to-head vs. his younger brother, Paul Quessenberry, an outside linebacker for Navy, in the Spartans' 12-0 win against the Midshipmen, as David delivered nine knockdowns for a unit that gained 388 yards
- Started all 12 games at left offensive tackle, earning second-team All-WAC honors as a junior
- Took over left tackle duties as a sophomore, starting all 13 games, in addition to performing on special teams as a punt protector and lineman on kick-scoring tries
- Placed on scholarship prior to the beginning of his sophomore season, he produced six touchdown-resulting blocks for a struggling running corps that scored just seven times
- Walked on as a freshman and played in all 12 games as a reserve offensive tackle and extra tight end, seeing most of his action on special teams
- Red-shirted as a true freshman after joining the team as a walk-on
- Graduated from San Jose State in December 2012 with a degree in history

PERSONAL:

- Attended La Costa Canyon (Carlsbad, Cal.) High School, playing football for head coach Darren Brown
- Also lettered in lacrosse
- As a junior, the 6-3, 190-pound offensive lineman helped the Mavericks compile a 9-3 record
- The following season, he grew two inches and added 35 pounds to his frame, as the team managed a 7-4 mark



JEFF ADAMS

GUARD/TACKLE

Height: 6-7 | Weight: 305 | College: Columbia |
 Hometown: Berwyn, Ill. | 2nd NFL Season |
 2nd with Texans | Age: 26 | Acquired: W-'14 (TEN)
 2015 GP/GS: 2/2 | Career GP/GS (Playoffs): 4/2 (0/0) |
 Teams: Dallas, 2012; Cincinnati, 2012; Tennessee, 2013;
 Houston, 2014-15 |

70

TRANSACTIONS: Signed by the Dallas Cowboys as an undrafted free agent on April 30, 2012...Released by the Cowboys on Aug. 31, 2012...Signed to the Cincinnati Bengals' practice squad on Sept. 2, 2012...Released from the Bengals' practice squad on Nov. 12, 2012...Signed to the Miami Dolphins' practice squad on Nov. 19, 2012...Signed by the Dolphins on Jan. 2, 2013...Released by the Dolphins on Aug. 31, 2013...Signed to the Tennessee Titans' practice squad on Sept. 11, 2013...Signed by the Titans on Dec. 31, 2013...Released by the Titans on Aug. 31, 2014...Claimed off of waivers by the Houston Texans on Aug. 31, 2014...Placed on Injured Reserve on Sept. 26, 2015.

CAREER:

- Has spent time on Miami, Cincinnati and Tennessee's practice squads
- Played tackle in all four of Tennessee's preseason games in 2014

2015 (Houston 2/2):

- Made his first career start at left guard vs. Kansas City (9/13)
- Started at right tackle at Carolina (9/20)
- Placed on Injured Reserve (9/26)

2014 (Houston 2/0):

- Played two games on the offensive line
- Made his NFL debut vs. Baltimore (12/21) in Week 16
- Played vs. Jacksonville (12/28) in Week 17
- Inactive in Weeks 1-5 and 7-14
- Active but did not play in Weeks 6 and 15

2013 (Tennessee 0/0):

- Joined the practice squad one week into the season and spent the remainder of the season with the team

2012 (Cincinnati 0/0):

- Joined the practice squad on Sept. 2, 2012 and was released on Nov. 12, 2012

COLLEGE:

- As a senior, named to the All-Ivy League team for the third straight time
- Played in all 10 games as a junior and was named to the All-Ivy League first-team at left tackle
- Named first-team All-Ivy League at left tackle after starting all 10 games as a sophomore center in 2008
- Was the only sophomore offensive lineman on either the first or second-team All-Ivy League
- Did not see any action as a freshman, primarily serving as a backup left tackle
- Received his degree in sociology

PERSONAL:

- All-West Suburban Conference selection in both football and basketball at Lyons Township High School
- Was a Class 8A Academic All-State selection
- Earned two letters in football and one in basketball

ADAMS' CAREER OFFENSIVE STATISTICS

Games/Starts: 2014: 2/0; 2015: 2/2. Total: 4/2

Postseason Games/Starts: 0/0



LONNIE BALLENTINE

SAFETY

39

Height: 6-3 | Weight: 215 | College: Memphis |
 Hometown: Memphis, Tenn. | 2nd NFL season |
 2nd with Texans | Age: 22 | Acquired: D7b-'14 |
 2015 GP/GS: 2/0 | Career GP/GS (Playoffs): 2/0 (0/0) |
 Teams: Houston, 2014-15 |

TRANSACTIONS: Selected by Houston Texans with the 41st pick in the seventh round (256th overall) of 2014 NFL Draft...Signed by the Texans on May 16, 2014...Placed on Injured Reserve on Oct. 19, 2015.

2015 (Houston, 2/0):

- Inactive Weeks 1-4
- Made his NFL debut in Week 5 vs. Indianapolis (10/8)
- Recorded the first stats of his career: three solo tackles and one pass defended at Jacksonville (10/18)
- Placed on Injured Reserve (10/19)

2014 (Houston, 0/0):

- Spent entire season on IR

CAREER AT MEMPHIS:

- Played in 42 total games
- Totaled 176 total tackles, 2.5 tackles for loss, 0.5 sack, 13 PDs, two fumble recoveries, and three interceptions

2013 (Memphis):

- Started all 12 games
- Credited with 58 tackles and five pass break-ups
- Had a game and season-high nine tackles against Temple

2012 (Memphis):

- Named All-Conference USA Honorable Mention
- Finished with 66 tackles, three interceptions, five pass breakups, a fumble recovery and one sack
- Posted a career-high 15 tackles at Arkansas State and had a pass breakup

2011 (Memphis):

- Played in 11 games
- Posted 35 total tackles, one pass breakup and 1.5 tackles for loss
- Recovered his first collegiate fumble in the end zone against Southern Miss

2010 (Memphis):

- Played in seven games with one start and logged 17 tackles

PERSONAL:

- Played for Coach Cedric Miller at Southwind High School
- Graduated early from high school, finishing his studies as a junior
- Logged 45 tackles, six interceptions and 12 pass breakups in 2009
- Tallied 800 all-purpose yards as a junior
- Selected to the Tennessee Sports Writers Association (TSWA) All-State first team and All-Shelby Metro
- Invited to participate in the AutoZone Liberty Bowl All-Star Game
- Also ran track and played basketball
- Transferred to Southwind after two years at Hamilton High School
- Son of Lonnie Ballentine and Sheila Smith
- Born April 23, 1993 in Memphis, Tenn.
- Is married, and he and his wife, Brittany, have two children
- His mother, Sheila, played college basketball at Murray State and later played professionally in France
- Majored in sports and leisure management

BALLENTINE'S 2015 SEASON STATISTICS

Date	Opp	GP	GS	TotSolo	Asst	Sk	Yds	Int	Yds	Lg	TD	PD	FF	FR	Yds	TD
9/13	KC	-	-	-	-	-	-	-	-	-	-	-	-	-	-	-
9/20	at Car	-	-	-	-	-	-	-	-	-	-	-	-	-	-	-
9/27	TB	-	-	-	-	-	-	-	-	-	-	-	-	-	-	-
10/4	at Atl	-	-	-	-	-	-	-	-	-	-	-	-	-	-	-
10/8	IND	1	0	0	0	0	0	0	0	0	0	0	0	0	0	0
10/18	at Jax	1	0	3	3	0	0	0	0	0	0	1	0	0	0	0
10/25	at Mia	-	-	-	-	-	-	-	-	-	-	-	-	-	-	-
11/1	Ten	-	-	-	-	-	-	-	-	-	-	-	-	-	-	-
11/16	at Cin	-	-	-	-	-	-	-	-	-	-	-	-	-	-	-
11/22	NYJ	-	-	-	-	-	-	-	-	-	-	-	-	-	-	-
11/29	NO	-	-	-	-	-	-	-	-	-	-	-	-	-	-	-
12/6	at Buf	-	-	-	-	-	-	-	-	-	-	-	-	-	-	-
12/13	NE	-	-	-	-	-	-	-	-	-	-	-	-	-	-	-
12/20	at Ind	-	-	-	-	-	-	-	-	-	-	-	-	-	-	-
12/27	at Ten	-	-	-	-	-	-	-	-	-	-	-	-	-	-	-
1/3	Jax	-	-	-	-	-	-	-	-	-	-	-	-	-	-	-
2015 Totals		2	0	3	3	0	0	0	0	0	0	1	0	0	0	0



RESHARD CLIETT

LINEBACKER

Height: 6-2 | Weight: 222 | College: South Florida |
Hometown: Thomasville, Ga. | Rookie |
1st with Texans | Age: 23 | Acquired: D6-'15 |
2015 GP/GS: 0/0 | Career GP/GS (Playoffs): 0/0 (0/0) |
Teams: Houston, 2015 |

58

TRANSACTIONS: Selected by Houston Texans with the 35th pick in the sixth round (211th overall) of 2015 NFL Draft...Placed on Injured Reserve on Sept. 1, 2015.

2015 (Houston 0/0):

- Placed on Injured Reserve (9/1)

CAREER AT SOUTH FLORIDA:

- Saw action in 42 games in his four-year career, starting 27 games
- Recorded 139 career tackles (95 solo), 9.0 sacks, one forced fumble and one fumble recovery

2014 (South Florida):

- As s team captain, led USF with a career-best six sacks
- Finished the season with 7.5 tackles for loss, posting at least one in seven games, recorded 38 tackles (30 solo)
- Had seven tackles in a win at SMU (11/15)
- Posted five tackles at Memphis (11/22)
- Had four tackles and a sack vs. UCF (11/28)
- Forced a fumble vs. Maryland (9/6)
- Graduated in December (2014) with a degree in interdisciplinary social sciences
- Invited to compete in the Medal of Honor Bowl and NFLPA Collegiate Bowl

2013 (South Florida):

- Finished second on the team with 56 tackles and added seven tackles for loss, one sack, and three pass break-ups
- Led the team with nine tackles, two tackles for loss and two pass break-ups in the season-opener vs. McNeese State (8/31)
- Had seven tackles at Michigan State (9/7)
- Posted seven tackles in win over Cincinnati (10/5)
- Posted six tackles and a sack vs. No. 18 Louisville (10/26)
- Led USF with six tackles and had two tackles for loss vs. Memphis (11/16)
- Logged seven tackles in season finale at Rutgers (12/7)
- Awarded the Frank Morsani Leadership Award at the annual USF post-season banquet

2012 (South Florida):

- Posted 40 tackles, two tackles for loss, a sack, three pass break ups, and a fumble recovery on the season
- Notched a fumble recovery against Rutgers
- Earned his first career start versus Florida St.
- Tallied nine tackles and a half tackle for loss at Louisville
- Notched 11 tackles and a sack against Syracuse
- Added six tackles and a pressure versus UConn
- Tallied four tackles, a half tackle for loss and a pass defended at Miami
- Posted five tackles and a pass defended against Pitt

2011 (South Florida):

- Appeared in nine games at linebacker and on special teams
- Posted five tackles, a sack, 1.5 tackle for loss, a pressure and a pass defended
- Notched a tackle and a pressure at Notre Dame
- Recorded a half tackle for loss against Ball State
- Posted his first career sack versus Louisville

2010 (South Florida):

- Redshirted

PERSONAL:

- Had 97 tackles and four interceptions as a senior from his safety position during his time at Thomas County Central High School
- Missed all of his junior season due to injury



ANTHONY DENHAM

TIGHT END

Height: 6-4 | Weight: 235 | College: Utah |
 Hometown: Monterey Park, Calif. | 1st NFL season |
 1st with Texans | Age: 24 | Acquired: CFA-'14 |
 2015 GP/GS: 0/0 | Career GP/GS (Playoffs): 4/0 (0/0) |
 Teams: Houston, 2014-15 |

81

DENHAM'S CAREER STATISTICS

Year	Team	GP	GS	Rush	Yds	Avg	Lg	TD	Rec	Yds	Avg	Lg	TD
2014	Hou	4	0	0	0	--	--	0	0	0	--	--	0
Career		4	0	0	0	--	--	0	0	0	--	--	0

Special Teams Tackles: 2

TRANSACTIONS: Signed with Houston Texans on May 16, 2014...Released by the Texans on Aug. 30, 2014...Signed to the Texans practice squad on Sept. 1, 2014...Signed to the Texans active roster on Dec. 3, 2014... Placed on Injured Reserve on Sept. 1, 2015.

2015 (Houston 0/0):

- Placed on Injured Reserve (9/1)

2014 (Houston 4/0):

- Played the final four games of the season
- Made a special teams tackle in his NFL debut at Jacksonville (12/7) in Week 14
- Played at Indianapolis (12/14) in Week 15
- Made a special teams tackle vs. Baltimore (12/21) in Week 16
- Played vs. Jacksonville (12/28) in Week 17

COLLEGE:

- Junior college transfer who played in 23 games in two years
- Honorable mention Academic All-Pac-12 in 2013
- Totaled 24 receptions for 291 yards and two touchdowns in 2013
- Played in 11 games and hauled in 11 catches for 135 yards in 2012
- All-state and all-conference receiver for East L.A. College
- As a freshman in 2009, had 1,189 receiving yards and 16 touchdowns

PERSONAL:

- Graduated in the fall of 2013 with a bachelor's degree in sociology



ARIAN FOSTER

RUNNING BACK

Height: 6-1 | Weight: 227 | College: Tennessee |
 Hometown: San Diego, Calif. | 7th NFL Season |
 7th with Texans | Age: 29 | Acquired: CFA-'09 |
 2015 GP/GS: 4/4 | Career GP/GS (Playoffs): 76/68 (4/4) |
 Teams: Houston, 2009-15 |

23

TRANSACTIONS: Signed by Houston Texans as an undrafted free agent on May 1, 2009... Released by Texans on Sept. 5, 2009... Signed to Texans practice squad on Sept. 6, 2009... Signed to Texans active roster on Nov. 17, 2009... Re-signed with Texans on March 6, 2012... Placed on injured reserve on Nov. 12, 2013... Placed on Injured Reserve on Oct. 27, 2015.

HONORS:

- Associated Press First-Team All-Pro (2010)
- Associated Press Second-Team All-Pro (2011)
- Four-time Pro Bowl (2011-2013; 2015)
- Sporting News All-Pro (2010)
- Pro Football Weekly/Pro Football Writers of America All-NFL Team (2010)
- Pro Football Weekly/Pro Football Writers of America Most Improved Player (2010)
- AFC Offensive Player of the Week (Week 1, 2010; Week 4, 2011; Week 7, 2011)
- AFC Offensive Player of the Month (September, 2010; October, 2011)
- FedEx Ground Player of the Week (Week 1, 2010; Week 17, 2010)
- FedEx Ground Player of the Year Finalist (2010)
- USA Football All-Fundamentals Team (2012)
- Houston Texans Team MVP (2010)
- ESPY - NFL Strongest Performance (2011)

CAREER:

- Franchise career leader with 6,472 yards rushing, 54 touchdowns rushing and 68 total touchdowns
- Posted 1,000-yard rushing seasons from 2010-12 and in 2014
- Led NFL in rushing in 2010 and recorded the most rushing yards ever by an undrafted player with 1,616 yards, surpassing Priest Holmes' previous record of 1,615 set in 2002
- Was the third player in NFL history to amass 1,600 rushing yards and 600 receiving yards in a season when he did so in 2010
- Has 32 100-yard rushing games and three 100-yard receiving games in his career
- Since 2010, leads the NFL with 32 100-yard rushing games
- Became the fifth player in NFL history to surpass 1,000 yards rushing and 600 yards receiving in consecutive seasons (2010-11)
- Surpassed 6,000 yards rushing in his career in his 69th career game. Joined Priest Holmes as the second undrafted player in NFL history to rush for more than 6,000 yards in a career
- Tied with Terrell Davis for most yards rushing in first four postseason games with 515 yards
- Became the first non-kicker and second player in team history to reach 400 career points scored (410)

2015 (Houston 4/4):

- Inactive Weeks 1-3
- Made his first start of the season and caught a 15-yard pass on the opening drive of the game at Atlanta (10/4)
- Caught three passes for 25 yards and added 10 rushing yards in the contest (10/4)
- Totaled over 100 scrimmage yards in his eighth career game against the Colts (10/8)
- Led the team with 41 rushing yards on 19 carries, while adding 77 receiving yards on nine receptions vs. Indianapolis (10/8)
- Tied a single-game career-high with nine receptions, while his receiving yardage ranks as his fourth-highest game total (10/8)
- His nine receptions (10/8) are tied for the second-most by an NFL running back in a single game in 2015
- Totaled his 49th career game with over 100 scrimmage yards at Jacksonville (10/18), which ties former Texans WR Andre Johnson for the most such games in franchise history
- Caught his first receiving touchdown of the season and 13th of his career on a 14-yard pass from QB Brian Hoyer in the first quarter at Jacksonville (10/18)

FOSTER'S 2015 SEASON STATISTICS

Date	Opp	GP	GS	Rush	Yds	Avg	Lg	TD	Rec	Yds	Avg	Lg	TD
9/13	KC	-	-	-	-	-	-	-	-	-	-	-	-
9/20	at Car	-	-	-	-	-	-	-	-	-	-	-	-
9/27	TB	-	-	-	-	-	-	-	-	-	-	-	-
10/4	at Atl	1	1	8	10	1.3	5	0	3	25	8.3	15	0
10/8	Ind	1	1	19	41	2.2	7	0	9	77	8.6	32	0
10/18	at Jax	1	1	18	53	2.9	16	0	5	59	11.8	15	1
10/25	at Mia	1	1	18	59	3.3	11	1	5	66	13.2	26	1
11/1	Ten	-	-	-	-	-	-	-	-	-	-	-	-
11/16	at Cin	-	-	-	-	-	-	-	-	-	-	-	-
11/22	NYJ	-	-	-	-	-	-	-	-	-	-	-	-
11/29	NO	-	-	-	-	-	-	-	-	-	-	-	-
12/6	at Buf	-	-	-	-	-	-	-	-	-	-	-	-
12/13	NE	-	-	-	-	-	-	-	-	-	-	-	-
12/20	at Ind	-	-	-	-	-	-	-	-	-	-	-	-
12/27	at Ten	-	-	-	-	-	-	-	-	-	-	-	-
1/3	Jax	-	-	-	-	-	-	-	-	-	-	-	-
2015 Totals		4	4	63	163	2.6	16	1	22	227	10.3	32	2

Fumbles/Lost: 2/1

2015 GAME HIGHS

Rushing yards	59	at Miami, 10/25
Rushing attempts	19	vs. Indianapolis, 10/8
Rushing touchdowns	1	at Miami, 10/25
Receptions	9	vs. Indianapolis, 10/8
Receiving yards	77	vs. Indianapolis, 10/8
Receiving touchdowns	1	twice, last: at Miami, 10/25

CAREER GAME HIGHS

Rushing yards	231	vs. Indianapolis (33 attempts), 9/12/10
Rushing attempts	33	twice, last: vs. Jacksonville (112 yards), 10/30/11
Rushing touchdowns	3	vs. Indianapolis, 9/12/10
Rushing long	74t	at Oakland, 10/3/10
Receptions	9	3x, last: vs. Indianapolis (77 yards), 10/8/15
Receiving yards	119	at Tennessee (5 receptions), 10/23/11
Receiving long	78t	twice, most recent: at Tampa Bay, 11/13/11
Receiving touchdowns	1	13 times, last: at Jacksonville, 10/18/15
Scrimmage Yards	238	vs. Indianapolis, 9/12/10 (231 rushing, 7 receiving)

CAREER SEASON HIGHS

Rushing yards	1,616	2010
Rushing attempts	351	2012
Rushing touchdowns	16	2010
Receptions	66	2010
Receiving yards	617	2011
Receiving touchdowns	5	2014
Scrimmage yards	2,220	2010 (1,616 rushing, 604 receiving)
Total touchdowns	18	2010

FOSTER'S CAREER OFFENSIVE STATISTICS

RUSHING									RECEIVING				
Year	Team	GP	GS	Rush	Yds	Avg	Lg	TD	Rec	Yds	Avg	Lg	TD
2009	Hou	6	1	54	257	4.8	24	3	8	93	11.6	20	0
2010	Hou	16	13	327	1,616	4.9	74t	16	66	604	9.2	50	2
2011	Hou	13	13	278	1,224	4.4	43	10	53	617	11.6	78t	2
2012	Hou	16	16	351	1,424	4.1	46	15	40	217	5.4	23	2
2013	Hou	8	8	121	542	4.5	23	1	22	183	8.3	41	1
2014	Hou	13	13	250	1,246	4.8	51	8	38	327	8.6	56t	5
2015	Hou	4	4	63	163	2.6	16	1	22	227	10.3	32	2
Career		76	68	1,454	6,472	4.5	74t	54	249	2,268	9.1	78t	14

ADDITIONAL STATISTICS

Passing Touchdowns (1): 5-yards to C.J. Fiedorowicz, vs. Baltimore (12/21/14) Special Teams Tackles (1): 1, 2009. Miscellaneous Tackles (1): 1, 2014

ARIAN FOSTER

- Rushed for 53 yards on 18 carries and caught five passes for 59 yards at Jacksonville (10/18)
- Passed Andre Johnson (49) for the most 100-yard scrimmage games in franchise history
- Became the first non-kicker and second player in team history to reach 400 career points scored (410) at Miami (10/25)
- Scored a rushing and receiving touchdown in the same game for the sixth time in his career at Miami (10/25)
- Passed Joel Dreessen and DeAndre Hopkins (13) for the fifth-most career touchdown receptions in team history
- Finished with 59 rushing yards and a touchdown on 18 carries to go along with 66 receiving yards and a touchdown on five catches at Miami (10/25)
- Placed on Injured Reserve (10/27)

2014 (Houston 13/13):

- Named to his fourth Pro Bowl after totaling 1,573 yards of total offense in 13 games.
- Totaled eight rushing touchdowns, a career best five receiving touchdowns and his first career passing touchdown.
- Ran for 103 yards on 27 carries for the 26th time in his career and added 17 yards on two catches in a Week 1 win over Washington (9/7)
- Eclipsed the 100-yard rushing mark for the 27th time of his career and finished with 138 yards rushing on 28 carries. Had a long of 40 yards, which was the longest run of his career since 2012. Added 12 receiving yards to finish with 150 yards from scrimmage for the 19th time in his career.
- Inactive against the New York Giants (9/21)
- Caught seven passes for 55 yards and ran the ball eight times for six yards against Buffalo (9/28) in Week 4
- Finished with 157 yards rushing and two touchdowns on 23 carries for a 6.8 average at Dallas (10/5) in Week 5. He also had 15 yards receiving on two receptions for a total of 172 yards from scrimmage. Surpassed 100 yards rushing in a game for the 28th time in his career and the second time this season. His 14th career game with multiple touchdowns from scrimmage and his league-leading 20th game with at least 150 yards from scrimmage since 2010
- Recorded the 29th 100-yard rushing game of his career in Week 6 vs. Indianapolis (10/9) with 20 carries for 109 yards and two touchdowns. It was his fourth 100-yard game this season. It was also his 13th career game with at least two touchdowns and the 49th and 50th rushing touchdowns of his career. Finished with 141 yards from scrimmage (32 receiving)
- Eclipsed 100 yards rushing for the third game in a row, the fifth time this season and the 30th time in his career at Pittsburgh (10/20). It was the second time in his career he has rushed for 100 yards in three consecutive games (10/23/11-11/6/11). Carried the ball 20 times for 102 yards and had four receptions for 13 yards, including a 1-yard touchdown pass in the fourth quarter. The touchdown was the 58th of his career and 55th since 2010, which leads the NFL
- Tied a career high with three touchdowns (two rushing and one receiving) at Tennessee (10/26) in Week 8. Had more than 100 yards rushing for the sixth time this season and fourth consecutive game, a first for his career. Had 20 carries for 151 yards (7.2 avg.) and two touchdowns to go along with one touchdown receiving on four receptions for 22 yards. Scored on a 34-yard touchdown run at the 6:00 mark of the second quarter, which marked the fourth consecutive game that he had a run of 30 yards or longer, a first in his career
- Caught a touchdown pass for the third consecutive game on a 56-yard catch-and-run in the second quarter vs. Philadelphia (11/2). It was the fourth-longest reception of his career and longest of the season. Tied Andre Johnson for the franchise all-time lead with his 62nd career touchdown (10 receiving, 52 rushing) on his 10th touchdown from scrimmage this season (7 rushing, 3 receiving). Set a career high with his third touchdown catch of the season. Finished 119 yards from scrimmage (56 rushing, 63 receiving)
- Inactive at Cleveland (11/16) and vs. Cincinnati (11/23)
- Totaled 105 yards from scrimmage (79 rushing on 17 carries, 26 receiving on five receptions) vs. Tennessee (11/30) in Week 13. Caught a 7-yard touchdown pass and is tied with WR Andre Johnson for first in franchise history with 63 touchdowns

- Carried the ball 24 times for 127 yards and a touchdown at Jacksonville (12/7) in Week 14. It was his seventh 100-yard rushing performance of the season and the 32nd of his career. Ranks first all-time in franchise history with 64 total touchdowns and has scored a touchdown in seven consecutive games. Went over the 1,000-yard mark for the fourth time in his career. Surpassed 6,000 yards rushing in his career on a season-long 51-yard rush in the first quarter. Joined Priest Holmes as the second undrafted player in NFL history to rush for more than 6,000 yards in a career
- Rushed for 99 yards on 26 carries and caught 3 passes for 18 yards at Indianapolis (12/14) in Week 14. He totaled 117 yards from scrimmage. With a 3-yard catch in the third quarter, became the 25th player in NFL history with 6,000 yards rushing, 2,000 yards receiving, more than 50 touchdowns rushing and more than 10 touchdowns receiving in a career
- Threw a 5-yard touchdown pass to TE C.J. Fiedorowicz vs. Baltimore (12/21) in Week 16. It was his first career pass attempt, completion and passing touchdown. Rushed 25 times for 96 yards and caught one pass for 23 yards. Reached 1,500 scrimmage yards for the fourth time in his career. He has 1,223 yards rushing and 317 yards receiving this season
- Caught a 10-yard touchdown and had 23 yards on five carries vs. Jacksonville (12/28) in Week 17

2013 (Houston 8/8):

- Started eight games before a season-ending back injury suffered against Indianapolis in Week 9
- Ranked second in the AFC with 542 yards rushing on 121 carries (4.5 average) and had 725 yards from scrimmage at the time of his injury
- Recorded 19 rushes for 79 yards (4.2 avg.) and a touchdown as well as the game-tying two-point conversion in the fourth quarter vs. Tennessee (9/15) in Week 2
- Recorded 27 rushes for 102 yards and caught six passes for 69 yards and a touchdown vs. Seattle (9/29)
- Recorded 21 rushes for 98 yards and caught four passes for 20 yards at San Francisco (10/6)
- Rushed for a season-high 141 yards on 20 carries (7.1 avg.) to go along with four receptions for 57 yards and became the 13th-fastest running back to reach 5,000 yards rushing in the process vs. St. Louis (10/13)
- Rushed four times for 11 yards before leaving the game in the first quarter with a hamstring injury at Kansas City (10/20)
- Played the first series before leaving the game with a back injury vs. Indianapolis (11/3)
- Placed on injured reserve due to a back injury on Nov. 12, 2013

2012 (Houston 16/16, 2/2):

- Finished the season with 351 rushes for 1,411 yards and an NFL-best 15 touchdowns along with 40 receptions for 217 yards and two touchdowns
- Led NFL in touchdowns with 17 on the season
- Had 14 carries for 70 yards and two touchdowns in the season opener vs. Miami (9/9)
- Became the second Texans position player to score more than 200 career points when he scored his first touchdown of the season vs. Miami (9/9)
- Carried 28 times for 110 yards and a touchdown, becoming the Texans all-time leader in rushing on a 9-yard gain in the second quarter at Jacksonville (9/16)
- Ran for 100 yards for the second consecutive game as he racked up 105 yards on 25 carries as well as catching a 3-yard touchdown pass at Denver (9/23)
- Scored a touchdown in his sixth consecutive regular season game when he found the end zone from 4 yards out in the first quarter vs. Tennessee (9/30)
- Rushed for 152 yards and a touchdown at the New York Jets (10/8)
- Rushed for two touchdowns vs. Green Bay (10/14)
- Had 19 carries for 98 yards and two touchdowns vs. Baltimore (10/21)
- Ran for 111 yards on 24 carries vs. Buffalo (11/4) while scoring a touchdown in his 10th consecutive game
- Scored a touchdown in his 11th consecutive game when he caught a 3-yard touchdown pass in the second quarter to go along with 29 carries for 102 yards rushing at Chicago (11/11)

FOSTER'S CAREER PLAYOFF OFFENSIVE STATISTICS

Date	Opp.	GP	GS	RUSHING				TD	RECEIVING				TD
				Rush	Yds	Avg	Lg		Rec	Yds	Avg	Lg	
1/7/12	vs. Cin (WC)	1	1	24	153	6.4	42	2	3	29	9.7	15	0
1/15/12	at Bal (Div)	1	1	27	132	4.9	28	1	5	22	4.4	16	0
1/5/13	vs. Cin (WC)	1	1	32	140	4.4	17	1	8	34	4.3	13	0
1/13/13	at NE (Div)	1	1	22	90	4.1	21	1	7	63	9.0	28	1
Career		2	2	105	515	4.9	42t	5	23	148	6.4	28	1

ARIAN FOSTER

- Rushed for 77 yards and had 15 more receiving vs. Jacksonville (11/18)
- Surpassed 1,000 yards rushing for the third consecutive season as he rushed for 102 yards on 20 carries and scored two touchdowns at Detroit (11/22)
- Scored his 13th rushing touchdown of the season on a 2-yard run at Tennessee (12/2)
- Had 46 yards rushing and scored his 14th rushing touchdown of the season to go along with a season-high 39 yards receiving at New England (12/10)
- Topped 100 rushing yards for the seventh time in 2012, finishing with a season-high 165 yards on 27 carries at Indianapolis (12/16)
- Became the first player in NFL history to top 100 yard rushing in each of his first three post-season games as he rushed for 140 yards and a touchdown in the AFC Wild Card Playoff vs. Cincinnati (1/5/13)
- Had 153 all-purpose yards (90 rushing/63 receiving) and two touchdowns in AFC Divisional Playoff at New England (1/13/13)

2011 (Houston 13/13, 2/2):

- Third in NFL in scrimmage yards (1,841) and averaged an NFL-best 141.6 yards per game
- Finished the season with 278 rushes for 1,224 yards and 10 touchdowns along with 53 receptions for 617 yards and two touchdowns
- Inactive for three games
- Made his 2011 debut, rushing for 33 yards on 10 carries at Miami (9/18)
- Returned to starting lineup vs. Pittsburgh (10/2) and ran for 155 yards on 30 carries, including a 42-yard touchdown run which proved to be the game-winner
- Set a career-high with 116 yards receiving on five receptions while rushing for an additional 68 yards on 22 carries vs. Oakland (10/9)
- Became the first Texans player to surpass 100 yards rushing and receiving in the same game and the 32nd all-time, finishing with 115 yards rushing and 119 yards receiving with three touchdowns (2 rushing, 1 receiving) at Tennessee (10/23)
- Ran for 112 yards on 33 carries and a touchdown vs. Jacksonville (10/30)
- Had 19 carries for 124 yards including a 19-yard touchdown run vs. Cleveland (11/6)
- Joined Walter Payton as the only backs to have two 70-plus yard touchdown receptions in a season since 1970 after he had a 78-yard touchdown reception as part of 102-yard receiving and 84-yard rushing day at Tampa Bay (11/13)
- Carried 31 times for 111 yards and a touchdown vs. Atlanta (12/4)
- Surpassed the 1,000-yard mark for the second consecutive season while running for 109 yards on 16 carries and a touchdown vs. Carolina (12/18)
- Ran for season-high 158 yards on 23 carries and a touchdown vs. Indianapolis (12/22)
- Finished the postseason with 51 rushes for 285 yards, the most by any running back in NFL history in his first two playoff games, and three touchdowns; also caught eight passes for 51 yards
- Started in his postseason debut and rushed for 153 yards on 24 carries with two scores, including a 42-yard scoring run in the fourth quarter, and caught three passes for 29 yards in AFC Wild Card Playoff vs. Cincinnati (1/7/12)
- Rushed 27 times for 132 yards, the most ever given up by Baltimore's defense in a post-season game, and a touchdown to go along with five receptions for 22 yards in AFC Divisional Playoff at Baltimore (1/15/12)

2010 (Houston 16/13):

- Led NFL in rushing yards (1,616), scrimmage yards (2,220), scoring by a non-kicker (108 points), touchdowns (18) and first downs (123), all of which were Texans team records
- Ran for a franchise-record 231 yards and three touchdowns on 33 carries vs. Indianapolis (9/12), becoming the first player in NFL history to run for 200-plus yards and three touchdowns on opening weekend
- His 231 yards rushing in a game were the seventh-most in NFL history, earning him AFC Offensive Player of the Week and FedEx Ground NFL Player of the Week honors
- Rushed for 133 yards on 17 carries, including a 74-yard touchdown on his first carry of the game and caught three passes for 56 yards, including a 10-yard touchdown reception at Oakland (10/3)
- Had 143 yards rushing on 30 carries and another nine receptions for a season-high 75 yards, totaling 218 all-purpose yards vs. Tennessee (11/28)
- Broke RB Steve Slaton's single-season franchise rushing record of 1,282 yards from 2008 as he ran for 100 yards on 20 carries and added four catches for 25 yards vs. Baltimore (12/13) on Monday Night Football
- Wrapped up the NFL rushing title with 180 yards on 31 carries and two touchdowns in the season finale vs. Jacksonville (1/2/11), earning FedEx Ground Player of the Week honors for the second time in the 2010 season

2009 (Houston 6/1):

- Saw action in the last six games of his rookie season, starting one, and finished the season with 257 yards on 54 carries and three touchdowns
- Made his NFL debut vs. Tennessee (11/23) and played on special teams where he assisted on one tackle
- Saw action at running back for the first time in his NFL career vs. Seattle (12/13)
- Scored his first career touchdown on a 17-yard run up the middle in the second quarter at Miami (12/27) and finished the game with 19 carries for 97 yards
- Made his first career start vs. New England (1/3/10) and posted his first career 100-yard game, rushing for 119 yards and two scores on 20 carries

COLLEGE:

- Rushed for 2,964 yards in four years at the University of Tennessee
- Led the team with 570 rushing yards and a touchdown as a senior in 2008
- Finished sixth among SEC rushing leaders with 1,193 yards and 12 touchdowns along with 39 receptions for 340 yards and two scores as a junior in 2007, earning second-team All-SEC honors from the Associated Press and Rivals.com
- Rushed 91 times for 322 yards with five touchdowns and caught 11 passes for 88 yards as a sophomore in 2006
- Earned freshman All-America accolades from Rivals.com and The Sporting News in 2005 when he ran for 879 yards and five touchdowns
- Ran for a career-high 223 yards against Vanderbilt as a freshman
- Redshirted during the 2004 season

PERSONAL:

- San Diego Union-Tribune's All-San Diego Western League Player of the Year as a senior at Mission Bay High School
- Named All-West Region by PrepStar and also earned All-California Interscholastic Federation honors
- Led county with 2,500 all-purpose yards, racking up 2,093 rushing yards and 24 touchdowns while adding six scores on kickoff returns as senior in 2003
- Was a member of the basketball and track and field squads in addition to the football team



GREG MANCZ

CENTER

65

Height: 6-4 | Weight: 301 | College: Toledo |
 Hometown: Cincinnati, OH | Rookie |
 1st with Texans | Age: 23 | Acquired: UDFA-'15 |
 2015 GP/GS: 3/0 | Career GP/GS (Playoffs): 3/0 (0/0) |
 Teams: Houston, 2015 |

TRANSACTIONS: Signed with the Houston Texans as a rookie free agent on May 8, 2015...
 Placed on Injured Reserve on Nov. 3, 2015.

2015 (Houston, 3/0):

- Came in to play left guard at Carolina (9/20)
- Inactive in Weeks 4-8
- Placed on Injured Reserve (11/3)

2014 (Toledo):

- Named second-team All-America by the Football Writers Association of America (FWAA)
- Only player from Mid-American Conference to make the FWAA All-American team
- First Rocket to earn All-American honors since Eric Page was named honorable mention by Sports Illustrated in 2011
- First UT offensive lineman to make either first- or second-team All-America on one of the five major All-America teams since Dan Bukovich made the Associated Press first-team in 1938
- Won the Vern Smith Leadership Award, given annually to the best player in the Mid-American Conference
- First offensive lineman to win the award in its 33-year history.
- Only other Rockets to win the Vern Smith Award were RB Wasean Tait (1995) and QB Bruce Gradkowski (2005/co-winner)
- First-team All-MAC selection
- Leader of offensive line that powered Rocket offense that ranks No. 1 in MAC in scoring, total offense and rushing offense
- String of 47 consecutive starts was snapped when he sat out NIU game on Nov. 11 due to knee injury
- Also missed the BGSU game on Nov. 19
- Came off the bench and played one series vs. EMU
- Returned to starting lineup in GoDaddy Bowl on Jan. 4
- One of 12 finalists nationally for the Wuerffel Trophy (community service)
- Also a candidate for the Rimington Trophy (center), Rotary Lombardo Award (lineman), Campbell Trophy (academics) and All State Good Works Award (community service)
- Nominee for Academic All-America
- Moved from right guard to center during summer camp
- Team captain
- Selected to play in the East-West Shrine Game

2013 (Toledo):

- Named second-team All-MAC
- Starter on offensive line for 38 consecutive games
- Rocket offensive line allowed six sacks in 12 games, the fewest in the country
- UT offense ranked fourth in MAC in total offense (447.3) and second in rushing (240.6)
- Nominee for Capital One Academic All-America

2012 (Toledo):

- Third-team All-MAC selection
- Key part of offense that ranked third in MAC in total offense (445.2) and fifth in scoring offense (31.5)
- Starter in all 13 games
- Academic All-MAC selection with 3.488 GPA in finance

2011 (Toledo):

- Named first-team Freshman All-America by Yahoo! Sports
- Third-team Freshman All-America by Phil Steele
- Started all 13 games at right guard
- Key part of offense that ranked eighth in nation and first in MAC in scoring (42.2), and 10th in the nation and first in MAC in total offense (481.3)
- Toledo's offensive line also ranked tied for sixth in nation and first in MAC in fewest sacks allowed (10)
- Honorable mention Academic All-MAC

2010 (Toledo):

- Sat out season as a redshirt

PERSONAL:

- Full name is Gregory Brian Mancz
- Birthdate: April 23, 1992
- Parents are Mary Beth Fehring and the late Brian Mancz
- UT Student-Athlete Advisory Council (SAAC) president in 2013-14
- Member of UT Football Team Leadership Council that organizes volunteer community service activities 2010-2014
- Member of UT Football Leadership Board that makes all team decisions on discipline and practice adjustments 2012-2014
- Vice-President for Athletes in Action at UT for 2013-14
- Board for Fellowship of Christian Athletes 2013-14
- Graduated with a degree in finance
- Currently working on his MBA



TOM SAVAGE

QUARTERBACK

Height: 6-4 | Weight: 228 | College: Pittsburgh |
 Hometown: Springfield, Pa. | 2nd NFL season |
 2nd with Texans | Age: 25 | Acquired: D4-'14 |
 2015 GP/GS: 0/0 | Career GP/GS (Playoffs) 2/0 (0/0) |
 Teams: Houston, 2014-15 |

3

CAREER GAME HIGHS

Yards Passing	127	at Indianapolis, 12/14
Attempts Passing	19	at Indianapolis, 12/14
Completions	10	at Indianapolis, 12/14
Touchdown Passes	--	
Passer Rating	51.9	at Indianapolis, 12/14
Longest Pass	35	at Indianapolis, 12/14
Interceptions	1	at Indianapolis, 12/14

TRANSACTIONS: Selected by Houston Texans with the 35th pick in the fourth round (135th overall) of 2014 NFL Draft...Signed by Texans on May 16, 2014... Placed on Injured Reserve on Sept. 1, 2015.

2015 (Houston 0/0):

- Placed on Injured Reserve (9/1)

2014 (Houston 2/0):

- Inactive in Weeks 1-12
- Made his NFL debut but did not attempt a pass vs. Tennessee (11/30) in Week 13
- Active but did not play at Jacksonville (12/7) in Week 14
- Was 10 of 19 passing for 127 yards and one interception in relief of Ryan Fitzpatrick at Indianapolis (12/14) in Week 15. Completed his first NFL pass at 13:06 of the second quarter to WR DeAndre Hopkins for 9 yards
- Inactive in Weeks 16 and 17

COLLEGE:

- Enrolled at three different schools: Rutgers, Arizona and Pittsburgh (2013)
- Started 28 of 31 games played
- Completed 430-of-757 passes (56.8 percent) for 5,690 yards, 37 touchdowns and 19 interceptions
- Finished with 5,371 yards in total offense

PERSONAL:

- Attended Cardinal O'Hara (Springfield, Pa.) High School, starting his last three seasons at quarterback for head coach Dan Algeo
- Completed 190-of-426 passes for 2,547 yards and 20 touchdowns
- Played in the U.S. Army All-American Bowl and the Big 33 Football Classic
- As a senior, he passed for 1,355 yards and 10 touchdowns
- Communications major
- Older brother, Bryan, played quarterback at Wisconsin (2004-05) and Hofstra (2007-08)

SAVAGE'S CAREER PASSING STATISTICS

Year	Team	GP	GS	Att	Cmp	Pct	Yds	Yd/A	TD	Int	Lg	Sack	Lost	Rate
2014	Hou	2	0	19	10	52.6	127	6.7	0	1	35	1	5	51.9
Career		2	0	19	10	52.6	127	6.7	0	1	35	1	5	51.9

Fumbles/Lost: 2/1; Fumble Recoveries: 1

SAVAGE'S CAREER RUSHING STATISTICS

Date	Opp	GP	GS	Rush	Yds	Avg	Lg	TD
2014	Hou	2	0	6	-6	-1.0	1	0
Career		2	0	6	-6	-1.0	1	0



CHAD SLADE

GUARD

62

Height: 6-5 | Weight: 315 | College: Auburn |
 Hometown: Moody, Ala. | Rookie |
 1st with Texans | Age: 23 | Acquired: UDFA-'15 |
 2015 GP/GS: 0/0 | Career GP/GS (Playoffs): 0/0 (0/0) |
 Teams: Houston, 2015 |

TRANSACTIONS: Signed with the Houston Texans as a rookie free agent on May 8, 2015...
 Placed on Injured Reserve on Sept. 1, 2015.

2015 (Houston 0/0):

- Placed on Injured Reserve (9/1)

CAREER AT AUBURN:

- Four-year starter on the offensive line
- 49 career starts, second most among SEC offensive linemen, and fourth-most in Auburn history

2014 (Auburn):

- Started 14 games
- Began the season starting at left guard
- Starter at right guard since the Louisiana Tech game September 27
- Preseason all-SEC second team (CFB Matrix); third team (SEC media, Athlon); fourth team (Phil Steele)
- Accepted invitation to NFLPA Collegiate Bowl

2013 (Auburn):

- Returning starter for all 13 games at right offensive guard
- Started every game for the SEC Champions

2012 (Auburn):

- Started 12 games
- Second-year offensive line starter playing mostly at right guard
- Started at left tackle against Alabama A&M

2011 (Auburn):

- Played in 13 games with 10 starts
- Made his first career start in the season opener against Utah State at right tackle
- Moved inside to right guard for his second start of the season against Mississippi State
- Started at right guard against Florida Atlantic
- Saw time against South Carolina and Arkansas
- Took over as the starter at left guard after the injury to Jared Cooper and started the last seven games of the season there

2010 (Auburn):

- Redshirted and did not see action for the National Champions

PERSONAL:

- High School Coach: Brandon Wiley
- No. 59-ranked offensive guard by ESPN.com/Scouts Inc.
- No. 62-rated offensive guard by Scout.com
- Ranked as the No. 34 player in Alabama by SuperPrep
- Named to the All-Southeast Region team by PrepStar
- No. 38 prospect in Alabama by the Tuscaloosa News
- Birthday is May 4
- Son of Joseph and Nikki Shorter
- Majored in Sociology
- Received bachelor's degree in August, 2014



CARLOS THOMPSON

OUTSIDE LINEBACKER

Height: 6-5 | Weight: 243 | College: Mississippi |
Hometown: Hollandale, Miss. | Rookie |
1st with Texans | Age: 23 | Acquired: UDFA-'15 |
2015 GP/GS: 2/0 | Career GP/GS (Playoffs) 2/0 (0/0) |
Teams: Houston, 2015 |

44

TRANSACTIONS: Signed with the Houston Texans as a rookie free agent on May 8, 2015...
Placed on Injured Reserve on Sept.30, 2015.

2015 (Houston, 2/0):

- Inactive in Week 1 vs. Kansas City (9/13)
- Made his NFL debut and recorded one special teams tackle at Carolina (9/20)
- Had one special teams tackle vs. Tampa Bay (9/27)
- Placed on Injured Reserve (9/30)

2014 (Ole Miss):

- Played in each of the last 11 games at defensive end
- Recorded 29 tackles and 3.0 TFLs as a senior
- Helped Ole Miss lead the nation in scoring defense (16.0 ppg) and lead the SEC in tackles for loss (7.6/game)
- Earned fourth letter
- Made two tackles in his season debut vs. UL-Lafayette (9/13/14)
- Tallied two tackles and a QB hurry vs. Memphis (9/27/14)
- Assisted on a tackle vs. #1 Alabama (10/4/14)
- Tallied four tackles and 0.5 TFL at #14 Texas A&M (10/11/14)
- Made a solo stop vs. Tennessee (10/18/14):
- Made four tackles at #23 LSU (10/25/14)
- Registered a tackle and a QB hurry vs. #3 Auburn (11/1/14)
- Led the Rebels with a career-high seven tackles (four solo) including 1.5 TFLs vs. Presbyterian (11/8/14)
- Recorded 0.5 TFL at Arkansas (11/22/14)
- Made two tackles vs. #4 Mississippi State (11/29/14):
- Totaled four tackles (three solo) with 0.5 TFL in the Chick-fil-A Peach Bowl vs. #6 TCU (12/31/14)

2013 (Ole Miss):

- Played in five games at defensive end
- Missed the last eight games with neck and shoulder strains
- Recorded seven tackles with a half sack during those five games played
- Earned third letter
- Returned to the playing field after a redshirt year and made a career-high four tackles with half a sack at Vanderbilt (8/29/13)
- Posted two solo stops at #1 Alabama (9/28/13)
- Assisted on a tackle at Auburn (10/5/13)

2012 (Ole Miss):

- Did not see action and was redshirted

2011 (Ole Miss):

- Played in four games at defensive end
- Earned second letter
- Totaled seven tackles, including 2.0 TFLs and a sack, in the Grove Bowl

2010 (Ole Miss):

- Played in seven games
- Notched one sack
- Earned first letter
- Saw first career action at Tulane (9/11)
- Posted a solo tackle, a 13-yard sack vs. Louisiana-Lafayette (11/6)

PERSONAL:

- A U.S. Army and SuperPrep All-American
- Named to the PrepStar and SuperPrep preseason All-America teams
- Earned first team All-State honors from The Clarion-Ledger and second team All-State honors from the Mississippi Association of Coaches as a senior
- Named to The Clarion-Ledger's Dandy Dozen team and rated the No. 2 on its Top 10 Most Wanted list
- Rated the No. 3 player in the state and the No. 32 DL in the nation by SuperPrep
- Ranked the No. 4 player in Mississippi, the No. 9 DE and the No. 175 player overall in the nation by Rivals.com
- Listed as the No. 4 player in Mississippi and the No. 17 DT and No. 137 player overall in the country by Scout.com
- Ranked the No. 3 player in Mississippi by the Sun Herald
- Rated as the No. 41 DE in the country by ESPN.com
- Totaled 71 tackles and 15 QB sacks as a senior
- Posted 115 tackles and 10 sacks as a junior
- Coached in high school by his father, Carlos Thompson
- Son of Carlos Thompson
- Born: Feb. 16, 1992
- Majored in criminal justice
- Made U.M.A.A. Honor Roll for Fall 2014

THOMPSON'S 2015 SEASON STATISTICS

Date	Opp	GP	GS	TotSolo	Asst	Sk	Yds	Int	Yds	Lg	TD	PD	FF	FR	Yds	TD
9/13	KC	-	-	-	-	-	-	-	-	-	-	-	-	-	-	-
9/20	at Car	1	0	0	0	0	0	0	0	0	0	0	0	0	0	0
9/27	TB	1	0	0	0	0	0	0	0	0	0	0	0	0	0	0
10/4	at Atl	-	-	-	-	-	-	-	-	-	-	-	-	-	-	-
10/8	IND	-	-	-	-	-	-	-	-	-	-	-	-	-	-	-
10/18	at Jax	-	-	-	-	-	-	-	-	-	-	-	-	-	-	-
10/25	at Mia	-	-	-	-	-	-	-	-	-	-	-	-	-	-	-
11/1	Ten	-	-	-	-	-	-	-	-	-	-	-	-	-	-	-
11/16	at Cin	-	-	-	-	-	-	-	-	-	-	-	-	-	-	-
11/22	NYJ	-	-	-	-	-	-	-	-	-	-	-	-	-	-	-
11/29	NO	-	-	-	-	-	-	-	-	-	-	-	-	-	-	-
12/6	at Buf	-	-	-	-	-	-	-	-	-	-	-	-	-	-	-
12/13	NE	-	-	-	-	-	-	-	-	-	-	-	-	-	-	-
12/20	at Ind	-	-	-	-	-	-	-	-	-	-	-	-	-	-	-
12/27	at Ten	-	-	-	-	-	-	-	-	-	-	-	-	-	-	-
1/3	Jax	-	-	-	-	-	-	-	-	-	-	-	-	-	-	-
2015 Totals		2	0	0	0	0	0	0	0	0	0	0	0	0	0	0

Special Teams Tackles: 2

ALL-TIME LEADERS

ACTIVE TEXANS IN BOLD ITALICS

RUSHING YARDS

Player	Att	Yds	Avg	Lg	TD
Arian Foster, 2009-15	1,454	6,472	4.5	74t	54
Domanick Williams, 2003-05	770	3,195	4.2	51	23
Ben Tate, 2011-13	421	1,992	4.7	60	10
Steve Slaton, 2008-11	425	1,832	4.3	71t	12
Ron Dayne, 2006-07	345	1,385	4.0	39	11
David Carr, 2002-06	268	1,235	4.6	36	8
Jonathan Wells, 2002-05	374	1,167	3.1	37	10
Alfred Blue, 2014-15	290	983	3.4	46	4
Ahman Green, 2007-08	144	554	3.9	18	5
James Allen, 2002-02	155	519	3.4	32	0

RECEIVING YARDS

Player	Rec	Yds	Avg	Lg	TD
Andre Johnson, 2003-14	1,012	13,597	13.4	77t	64
Owen Daniels, 2006-13	385	4,617	12.0	44	29
Kevin Walter, 2006-12	326	4,083	12.5	61	24
DeAndre Hopkins, 2013-15	214	3,181	14.9	76t	18
Arian Foster, 2009-15	249	2,268	9.1	78t	14
Jabar Gaffney, 2002-05	171	2,009	11.7	69	7
Corey Bradford, 2002-05	130	1,992	15.3	81	18
Jacoby Jones, 2007-11	127	1,741	13.7	80t	11
Joel Dreessen, 2007-11	105	1,323	12.6	56t	13
Domanick Williams, 2003-05	154	1,276	8.3	38	5

RUSHING-RECEIVING

Player	Rushing	Receiving	Total
Andre Johnson, 2003-14	54	13,597	13,651
Arian Foster, 2009-15	6,472	2,268	8,740
Owen Daniels, 2006-13	-	4,617	4,617
Domanick Williams, 2003-05	3,195	1,276	4,471
Kevin Walter, 2006-12	82	4,083	4,165
DeAndre Hopkins, 2013-15	-	3,181	3,181
Steve Slaton, 2008-11	1,832	811	2,643
Ben Tate, 2011-13	1,992	287	2,279
Jabar Gaffney, 2002-05	56	2,009	2,065
Corey Bradford, 2002-05	(13)	1,992	1,979

PASSING (Min. 500 att.)

Player	A	C	Pct	Yds	TD	INT	Lg	Rtg
Matt Schaub, 2007-13	3,020	1,951	64.6	23,221	124	78	80t	90.9
David Carr, 2002-06	2,070	1,243	60.0	13,391	59	65	81	75.5

PASSING YARDS

Player	A	C	Pct	Yds	TD	INT	Lg	Rtg
Matt Schaub, 2007-13	3,020	1,951	64.6	23,221	124	78	80t	90.9
David Carr, 2002-06	2,070	1,243	60.0	13,391	59	65	81	75.5
Sage Rosenfels, 2006-08	453	297	65.6	3,380	24	23	61	84.3
Ryan Fitzpatrick, 2014	312	197	63.1	2,483	17	8	76t	95.3
Case Keenum, 2013-14	330	182	55.2	2,195	11	8	66	76.8
Brian Hoyer, 2015	307	188	61.2	2,202	18	6	42t	94.4
Ryan Mallett, 2014-15	222	119	53.6	1,170	5	6	48	65.0
T.J. Yates, 2011-13, 2015	211	122	57.8	1,398	6	6	61	75.5
Tony Banks, 2003-05	129	76	58.9	882	6	5	46t	79.0
Jake Delhomme, 2011	28	18	64.3	211	1	0	40	99.0
Dave Ragone, 2003	40	20	50.0	135	0	1	24	47.4

SCORING

Player	TD	PAT	FG	2PT	TP
Kris Brown, 2002-09	0	251	172	0	767
Arian Foster, 2009-15	68	0	0	1	410
Andre Johnson, 2003-14	64	0	0	2	388
Neil Rackers, 2010-11	0	82	59	0	259
Randy Bullock, 2013-15	0	70	61	0	253
Owen Daniels, 2006-13	29	0	0	0	174
Domanick Williams, 2003-05	28	0	0	0	168
Kevin Walter, 2006-12	25	0	0	0	150
Shayne Graham, 2012	0	45	31	0	138
DeAndre Hopkins, 2013-15	18	0	0	1	110

FIELD GOALS

Player	FGM	FGA	Pct.	Lg
Kris Brown, 2002-09	172	223	77.1	57
Neil Rackers, 2010-11	59	68	86.8	57
Randy Bullock, 2013-15	61	76	80.2	55
Shayne Graham, 2012	31	38	81.6	51

PUNTING AVERAGE (Min. 250 punts)

Player	No	Yds	Avg	In20	Lg	Blk
Matt Turk, 2007-11	254	10,735	42.3	88	62	0
Chad Stanley, 2002-06	437	17,908	41.0	135	62	2

PUNT RETURN YARDS

Player	No	Yds	Avg	Lg	TD
Jacoby Jones, 2007-11	179	1,820	10.2	79t	3
Keshawn Martin, 2012-15	86	766	8.9	87t	1
J.J. Moses, 2003-04	72	553	7.7	40	0
Jermaine Lewis, 2002	36	280	7.8	48	0
Keith Mumphery, 2015	29	222	7.7	15	0
Avion Black, 2002	14	188	13.4	76t	1
Phillip Buchanon, 2005-06	20	180	9.0	45	0
Trindon Holliday, 2011-12	17	147	8.6	36	0
Dexter Wynn, 2006-07	14	140	10.0	58	0
Aaron Glenn, 2002-04	4	69	17.3	47	0
Jerome Mathis, 2005-07	12	68	5.7	19	0

KICKOFF RETURN YARDS

Player	No	Yds	Avg	Lg	TD
Andre' Davis, 2007-09	108	2,743	25.4	104t	3
J.J. Moses, 2003-04	117	2,658	22.7	70	0
Jerome Mathis, 2005-07	72	2,054	28.5	99t	3
Keshawn Martin, 2012-15	68	1,707	25.1	54	0
Jacoby Jones, 2007-11	64	1,490	23.3	95t	1
Dexter Wynn, 2006-07	52	1,193	22.9	39	0
Jermaine Lewis, 2002	46	961	20.9	45	0
Steve Slaton, 2008-11	39	767	19.7	50	0
Danieal Manning, 2011-14	28	659	23.5	46	0
Avion Black, 2002	24	529	22.0	49	0

COMBINED YARDAGE

Player	Total	Rush	Rec.	INT	Ret.	PR/KR	FR
Andre Johnson, 2003-14	13,651	54	13,597	-	-/-	-	-
Arian Foster, 2009-15	8,740	6,472	2,268	-	-/-	-	-
Jacoby Jones, 2007-11	5,091	40	1,741	-	1,820/1,490	-	-
Owen Daniels, 2006-13	4,617	-	4,617	-	-/-	-	-
Domanick Williams#, 2003-05	4,585	3,195	1,276	-	24/90	-	-
Kevin Walter, 2006-12	4,172	82	4,083	-	0/7	-	-
Andre' Davis, 2007-09	3,598	-	855	-	0/2,743	-	-
Steve Slaton, 2008-11	3,410	1,832	811	-	0/767	-	-
J.J. Moses, 2003-04	3,211	-	-	-	553/2,658	-	-
DeAndre Hopkins, 2013-15	3,181	-	3,181	-	-	-	-

INTERCEPTIONS

Player	No	Yds	Avg	Lg	TD
Dunta Robinson, 2004-09	13	162	12.5	61	1
Johnathan Joseph, 2011-15	12	279	23.3	60t	2
Kareem Jackson, 2010-15	11	241	21.9	65	1
Marcus Coleman, 2002-05	11	217	19.7	102t	1
Aaron Glenn, 2002-04	11	221	20.1	70t	2
Brian Cushing, 2009-15	8	50	6.3	20	1
Jason Allen, 2010-11	7	35	5.0	34	0
Fred Bennett, 2007-09	5	73	14.6	*33	0
Demarcus Faggins, 2002-08	5	47	9.4	*43t	1
Brice McCain, 2009-13	5	134	26.8	*86	1
Glover Quin, 2009-12	5	34	6.8	*22	0
Jacques Reeves, 2008-09	5	127	25.4	44t	1

TACKLES - Based on official NFL statistics

Player	Solo	Assist	Total
DeMeco Ryans, 2006-11	479	157	636
Brian Cushing, 2009-15	367	192	559
Jamie Sharper, 2002-04	300	142	442
Dunta Robinson, 2004-09	332	64	396
Morlon Greenwood, 2005-08	289	96	385
Jay Foreman, 2002-04	255	97	352
J.J. Watt, 2011-15	286	68	354
Glover Quin, 2009-12	248	62	310
Kareem Jackson, 2010-15	265	44	313
Johnathan Joseph, 2011-15	248	24	272
C.C. Brown, 2005-08	193	58	251
Marcus Coleman, 2002-05	209	41	250

SACKS

Player	Sacks	Yards
J.J. Watt, 2011-15	70.5	484.0
Mario Williams, 2006-11	53.0	320.5
Antonio Smith, 2009-13	27.0	178.5
Whitney Mercilus, 2012-15	23.5	118.5
Connor Barwin, 2009-12	19.0	136.5
Kailee Wong, 2002-06	15.0	68.5
Brooks Reed, 2011-14	14.5	83.5
Jason Babin, 2004-06	13.0	85.0
Brian Cushing, 2009-15	12.0	76.0
Jamie Sharper, 2002-04	11.5	63.5

YEAR-BY-YEAR LEADERS

RUSHING

Year	Player	Att	Yds	Avg	Long	TD
2002	Jonathan Wells	197	529	2.7	37	3
2003	Domanick Williams	238	1,031	4.3	51	8
2004	Domanick Williams	302	1,188	3.9	44	13
2005	Domanick Williams	230	976	4.2	44	2
2006	Ron Dayne	151	612	4.1	19	5
2007	Ron Dayne	194	773	4.0	39	6
2008	Steve Slaton	268	1,282	4.8	71	9
2009	Steve Slaton	131	437	3.3	32	3
2010	Arian Foster	327	1,616	4.9	74	16
2011	Arian Foster	278	1,224	4.4	43	10
2012	Arian Foster	351	1,424	4.1	46	15
2013	Ben Tate	181	771	4.3	60	4
2014	Arian Foster	260	1,246	4.8	51	8

RECEIVING YARDS

Year	Player	Rec	Yds	Avg	Long	TD
2002	Corey Bradford	45	697	15.5	81	6
2003	Andre Johnson	66	976	14.8	46	4
2004	Andre Johnson	79	1,142	14.5	54	6
2005	Andre Johnson	63	688	10.9	53	2
2006	Andre Johnson	103	1,147	11.1	53	5
2007	Andre Johnson	60	581	14.2	77	8
2008	Andre Johnson	115	1,575	13.7	65	8
2009	Andre Johnson	101	1,569	15.5	72	9
2010	Andre Johnson	86	1,216	14.1	60	8
2011	Owen Daniels	54	677	12.5	34	3
2012	Andre Johnson	112	1,598	14.3	60	4
2013	Andre Johnson	109	1,407	12.9	62	5
2014	DeAndre Hopkins	76	1,210	15.9	76	6

RECEPTIONS

Year	Player	Rec	Yds	Avg	Long	TD
2002	Billy Miller	51	613	12.0	42	3
2003	Andre Johnson	66	976	14.8	46	4
2004	Andre Johnson	79	1,142	14.5	54	6
2005	Andre Johnson	63	688	10.9	53	2
2006	Andre Johnson	103	1,147	11.1	53	5
2007	Kevin Walter	65	800	12.3	46	4
2008	Andre Johnson	115	1,575	13.7	65	8
2009	Andre Johnson	101	1,569	15.5	72	9
2010	Andre Johnson	86	1,216	14.1	60	8
2011	Owen Daniels	54	677	12.5	34	3
2012	Andre Johnson	112	1,598	14.3	60	4
2013	Andre Johnson	109	1,407	12.9	62	5
2014	Andre Johnson	85	936	11.0	35	3

RUSHING-RECEIVING

Year	Player	Rushing	Receiving	Total
2002	James Allen	519	302	821
2003	Domanick Williams	1,031	351	1,382
2004	Domanick Williams	1,188	588	1,776
2005	Domanick Williams	976	337	1,313
2006	Andre Johnson	14	1,147	1,161
2007	Ron Dayne	773	112	885
2008	Steve Slaton	1,282	377	1,659
2009	Andre Johnson	10	1,569	1,579
2010	Arian Foster	1,616	604	2,220
2011	Arian Foster	1,224	617	1,841
2012	Arian Foster	1,424	217	1,641
2013	Andre Johnson	0	1,407	1,407
2014	Arian Foster	1,246	327	1,573

PASSING

Year	Player	A	C	Pct	Yds	TD	Int	Lg	Rtg
2002	David Carr	444	233	52.5	2,592	9	15	81	62.8
2003	David Carr	295	167	56.6	2,013	9	13	78	69.5
2004	David Carr	466	285	61.2	3,531	16	14	69	83.5
2005	David Carr	423	256	60.5	2,488	14	11	53	77.2
2006	David Carr	442	302	68.3	2,767	11	12	53	82.1
2007	Matt Schaub	289	192	66.4	2,241	9	7	71	87.2
2008	Matt Schaub	380	251	66.1	3,043	15	10	65	92.7
2009	Matt Schaub	583	396	67.9	4,770	29	15	72	98.6
2010	Matt Schaub	574	365	63.6	4,370	24	12	60	92.0
2011	Matt Schaub	292	178	61.0	2,479	15	6	80	96.8
2012	Matt Schaub	544	350	64.3	4,008	22	12	60	90.7
2013	Matt Schaub	358	219	61.2	2,310	10	14	46	73.0
2014	Ryan Fitzpatrick	312	197	63.1	2,483	17	8	76	95.3

SCORING

Year	Player	TD	PAT	2PT	FG	TP
2002	Kris Brown	-	20/20	-	17/24	71
2003	Kris Brown	-	27/27	-	18/22	81
2004	Kris Brown	-	34/34	-	17/24	85
2005	Kris Brown	-	24/24	-	26/34	102
2006	Kris Brown	-	26/27	-	19/25	83
2007	Kris Brown	-	40/40	-	25/29	115
2008	Kris Brown	-	37/37	-	29/33	124
2009	Kris Brown	-	43/44	-	21/32	106
2010	Neil Rackers	-	43/43	-	27/30	124
2011	Neil Rackers	-	39/40	-	32/38	135
2012	Shayne Graham	-	45/45	-	31/38	138
2013	Randy Bullock	-	26/26	-	26/35	104
2014	Randy Bullock	-	40/40	-	30/35	130

FIELD GOALS

Year	Player	FGA	FGM	Pct	Long
2002	Kris Brown	24	17	70.8	51
2003	Kris Brown	22	18	81.8	50
2004	Kris Brown	24	17	70.8	50
2005	Kris Brown	34	26	76.5	53
2006	Kris Brown	25	19	76.0	49
2007	Kris Brown	29	25	86.2	57*
2008	Kris Brown	33	29	87.9	53
2009	Kris Brown	32	21	65.6	56
2010	Neil Rackers	30	27	90.0	57
2011	Neil Rackers	38	32	84.2	54
2012	Shayne Graham	38	31	81.6	51
2013	Randy Bullock	35	26	74.3	51
2014	Randy Bullock	35	30	85.7	55

*Longest field goal in the NFL

PUNTING AVERAGE

Year	Player	No	Yds	Avg	Long	Blk
2002	Chad Stanley	114	4,720	41.4	62	2
2003	Chad Stanley	97	4,028	41.5	58	0
2004	Chad Stanley	73	3,009	41.2	57	0
2005	Chad Stanley	77	2,990	38.8	61	0
2006	Chad Stanley	76	3,161	41.6	62	0
2007	Matt Turk	55	2,296	41.7	59	0
2008	Matt Turk	53	2,240	42.3	59	0
2009	Matt Turk	67	2,866	42.8	62	0
2010	Matt Turk	63	2,650	42.1	60	0
2011	Brett Hartmann	58	2,573	44.4	69	0
2012	Donnie Jones	88	4,150	47.2	66	0
2013	Shane Lechler	88	4,189	47.6	65	0
2014	Shane Lechler	83	3,845	46.3	71	1

PUNT RETURNS

Year	Player	No	Yds	Avg	Long	TD
2002	Jermaine Lewis	36	280	7.8	48	0
2003	J.J. Moses	36	244	6.8	40	0
2004	J.J. Moses	36	309	8.6	27	0
2005	Phillip Buchanon	12	101	8.4	37	0
2006	Dexter Wynn	12	139	11.6	58	0
2007	Jacoby Jones	30	286	9.5	74	0
2008	Jacoby Jones	32	386	12.1	73	2
2009	Jacoby Jones	39	426	10.9	62	0
2010	Jacoby Jones	29	204	7.0	39	0
2011	Jacoby Jones	49	518	10.6	79	1
2012	Keshawn Martin	22	267	12.1	71	0
2013	Keshawn Martin	39	345	8.8	87	1
2014	Keshawn Martin	25	154	6.2	21	0

KICKOFF RETURNS

Year	Player	No	Yds	Avg	Long	TD
2002	Jermaine Lewis	46	961	20.9	45	0
2003	J.J. Moses	58	1,355	23.4	70	0
2004	J.J. Moses	59	1,303	22.1	49	0
2005	Jerome Mathis	54	1,542	28.6	99	2
2006	Dexter Wynn	30	670	22.3	38	0
2007	André Davis	32	968	30.3	104	3
2008	André Davis	43	993	23.1	50	0
2009	André Davis	33	782	23.7	63	0
2010	Steve Slaton	39	767	19.7	50	0
2011	Danieal Manning	13	356	27.4	46	0
2012	Keshawn Martin	31	741	23.9	54	0
2013	Keshawn Martin	36	947	26.3	50	0
2014	Danieal Manning	13	267	20.5	41	0

INTERCEPTIONS

Year	Player	No	Yds	Avg	Long	TD
2002	Aaron Glenn	5	181	36.2	70	2
2003	Marcus Coleman	7	95	13.6	41	0
2004	Dunta Robinson	6	146	24.3	61	0
2005	Glenn Earl	2	2	1.0	2	0
2006	Dunta Robinson	2	9	4.5	9	1
	DeMarcus Faggins	2	0	0.0	0	0
2007	Fred Bennet	3	47	15.7	33	0
2008	Jacques Reeves	4	108	27.0	44	1
2009	Bernard Pollard	4	121	30.3	70	1
	Brian Cushing	4	26	6.5	20	0
2010	Troy Nolan	3	35	11.7	20	0
	Glover Quin	3	12	4.0	10	0
	Jason Allen	3	1	0.3	1	0
2011	Johnathan Joseph	4	40	10.0	29	0
	Jason Allen	4	34	8.5	34	0
2012	Kareem Jackson	4	71	17.8	63	1
2013	Johnathan Joseph	3	64	21.3	32	0
2014	A.J. Bouye	3	120	40.0	67	1
	Kareem Jackson	3	97	32.3	65	0
	Jumal Rolle	3	25	8.3	13	0

TOTAL TACKLES

Year	Player, Pos.	Solo	Assist	Total
2002	Jay Foreman, LB	110	83	193
2003	Jamie Sharper, LB	117	78	195
2004	Jamie Sharper, LB	113	64	177
2005	Morlon Greenwood, LB	87	57	144
2006	DeMeco Ryans, LB	126	30	156
2007	DeMeco Ryans, LB	98	29	127
2008	DeMeco Ryans, LB	86	26	112
2009	Brian Cushing, LB	86	47	133
2010	Bernard Pollard, SS	82	30	112
2011	Brian Cushing, LB	76	38	114
2012	J.J. Watt, DE	85	22	107
2013	Darryl Sharpton, ILB	69	58	127
2014	Kendrick Lewis, S	52	32	84

Note: Total tackles were determined by coaches review from 2002-05 and from 2011-13. From 2006-10 and 2014, total tackles were determined by press box review.

SACKS

Year	Player, Pos.	Sacks	Yards
2002	Jeff Posey, LB	8.0	77.0
2003	Jamie Sharper, LB	4.0	19.0
2004	Kaile Wong, LB	5.5	29.0
2005	Shantee Orr, LB	7.0	40.0
2006	Jason Babin, LB	5.5	39.0
2007	Mario Williams, DE	14.0	82.5
2008	Mario Williams, DE	12.0	82.0
2009	Mario Williams, DE	9.0	52.0
2010	Mario Williams, DE	8.5	54.5
2011	Connor Barwin, OLB	11.5	78.5
2012	J.J. Watt, DE	20.5	138.5
2013	J.J. Watt, DE	10.5	70.5
2014	J.J. Watt, DE	20.5	140.0

SPECIAL TEAMS TACKLES

Year	Player, Pos.	Solo	Assist	Total
2002	Jason Bell, CB	14	2	16
2003	Ramon Walker, SS	13	4	17
2004	Antwan Peek, LB	10	8	18
2005	Ramon Walker, SS	12	6	18
2006	Troy Evans, LB	11	2	13
2007	Jameel Cook, FB	12	1	13
2008	Kevin Bentley, LB	16	7	23
2009	Kevin Bentley, LB	9	11	20

INDIVIDUAL RECORDS

INDIVIDUAL TOTAL OFFENSE

YARDS FROM SCRIMMAGE (Rushing, Receiving)

CAREER

13,651 Andre Johnson, 2003-14
8,740 Arian Foster, 2009-15
4,617 Owen Daniels, 2006-13
4,471 Domanick Williams#, 2003-05
4,165 Kevin Walter, 2006-12

SEASON

2,220 Arian Foster, 2010
1,841 Arian Foster, 2011
1,776 Domanick Williams#, 2004
1,649 Steve Slaton, 2008
1,641 Arian Foster, 2012

SEASON, ROOKIE

1,659 Steve Slaton, 2008
1,382 Domanick Williams#, 2003
966 Andre Johnson, 2003

GAME

273 Andre Johnson vs. Jacksonville, 11/18/12
238 DeAndre Hopkins vs. Tennessee, 11/30/14
Arian Foster vs. Indianapolis, 9/12/10
234 Arian Foster at Tennessee, 10/23/11
229 Andre Johnson vs. Jacksonville, 11/3/13
218 Arian Foster vs. Tennessee, 11/28/10
207 Andre Johnson vs. Tennessee, 12/14/08
201 Domanick Williams# vs. Indianapolis, 12/12/04

GAME, OPPONENT

284 Chris Johnson at Tennessee, 9/20/09
265 Lee Evans vs. Buffalo, 11/19/06
236 Justin Blackmon vs. Jacksonville, 11/18/12
Lamar Miller at Miami, 10/25/15
223 T.Y. Hilton vs. Indianapolis, 10/9/14
217 Larry Johnson vs. Kansas City, 11/20/05

COMBINED NET YARDS GAINED (Rushing, Receiving, Returns)

MOST SEASONS LEADING TEAM

4 Arian Foster, 2010-12, 2014
3 Domanick Williams#, 2003-05
2 Andre Johnson, 2009, 2013
Ron Dayne, 2006-07

MOST CONSECUTIVE SEASONS LEADING TEAM

3 Arian Foster, 2010-12
Domanick Williams#, 2003-05
2 Ron Dayne, 2006-07

CAREER

13,651 Andre Johnson, 2003-14
8,740 Arian Foster, 2009-15
5,004 Jacoby Jones, 2007-11
4,617 Owen Daniels, 2006-13
4,585 Domanick Williams#, 2003-05

SEASON

2,220 Arian Foster, 2010
1,841 Arian Foster, 2011
1,776 Domanick Williams#, 2004
1,675 Jerome Mathis, 2005

SEASON, ROOKIE

1,675 Jerome Mathis, 2005
1,659 Steve Slaton, 2008
1,443 Domanick Williams#, 2003
966 Andre Johnson, 2003

GAME

273 Andre Johnson vs. Jacksonville, 11/18/12
266 Jerome Mathis vs. Kansas City, 11/20/05
266 Jerome Mathis vs. Indianapolis, 10/23/05

GAME, OPPONENT

284 Chris Johnson at Tennessee, 9/20/09
265 Lee Evans vs. Buffalo, 11/19/06
236 Justin Blackmon vs. Jacksonville, 11/18/12
Lamar Miller at Miami, 10/25/15

COMBINED ATTEMPTS (Rushing, Receiving, Returns)

CAREER

1,703 Arian Foster, 2009-15
1,035 Andre Johnson, 2003-14
931 Domanick Williams#, 2003-05
562 Steve Slaton, 2008-11

SEASON

393 Arian Foster, 2010
391 Arian Foster, 2012
370 Domanick Williams#, 2004
331 Arian Foster, 2011
318 Steve Slaton, 2008

GAME

39 Arian Foster vs. Tennessee, 11/28/10
38 Domanick Williams# at Indianapolis, 11/14/04
36 Alfred Blue at Cleveland, 11/16/14
Domanick Williams# at Detroit, 9/19/04
Domanick Williams# vs. New York Jets, 10/19/03

GAME, OPPONENT

43 Rudi Johnson at Cincinnati, 11/9/03
36 Larry Johnson vs. Kansas City, 11/20/05
34 Thomas Jones at Tampa Bay, 12/14/03
34 Rashad Jennings at New York Giants, 9/21/14
- Domanick Williams known as Domanick Davis prior to 2006.

INDIVIDUAL RUSHING

RUSHING ATTEMPTS

MOST SEASONS LEADING TEAM

4 Arian Foster, 2010-12, 14
3 Domanick Williams#, 2003-05
2 Steve Slaton, 2008-09
Ron Dayne, 2006-07

MOST CONSECUTIVE SEASONS LEADING TEAM

3 Arian Foster, 2010-12
3 Domanick Williams#, 2003-05
2 Steve Slaton, 2008-09
2 Ron Dayne, 2006-07

CAREER

1,454 Arian Foster, 2009-15
770 Domanick Williams#, 2003-05
425 Steve Slaton, 2008-11

SEASON

351 Arian Foster, 2012
327 Arian Foster, 2010
302 Domanick Williams#, 2004
278 Arian Foster, 2011

SEASON, ROOKIE

268 Steve Slaton, 2008
238 Domanick Williams#, 2003
197 Jonathan Wells, 2002

GAME

36 Alfred Blue at Cleveland, 11/16/14
33 Arian Foster vs. Jacksonville, 10/30/11
33 Arian Foster vs. Indianapolis, 9/12/10

GAME, ROOKIE

36 Alfred Blue at Cleveland, 11/16/14
27 Domanick Williams# vs. New York Jets, 10/19/03
26 Domanick Williams# at Buffalo, 11/16/03
Steve Slaton at Green Bay, 12/7/08

GAME, OPPONENT

43 Rudi Johnson, vs. Cincinnati, 11/9/03
36 Larry Johnson, vs. Kansas City, 11/20/05
34 Thomas Jones, at Tampa Bay, 12/14/03
Rashad Jennings at New York Giants, 9/21/14

RUSHING YARDS GAINED

MOST SEASONS LEADING TEAM

4 Arian Foster, 2010-12, 14
3 Domanick Williams#, 2003-05
2 Steve Slaton, 2008-09
Ron Dayne, 2006-07

MOST CONSECUTIVE SEASONS LEADING TEAM

3 Arian Foster, 2010-12
Domanick Williams#, 2003-05
2 Steve Slaton, 2008-09
Ron Dayne, 2006-07

CAREER

6,472 Arian Foster, 2009-15
3,195 Domanick Williams#, 2003-05
1,992 Ben Tate, 2011-13

SEASONS, 1,000 OR MORE YARDS RUSHING

4 Arian Foster, 2010-12: 14
2 Domanick Williams#, 2003-04
1 Steve Slaton, 2008

CONSECUTIVE SEASONS, 1,000 OR MORE YARDS RUSHING

3 Arian Foster, 2010-12
2 Domanick Williams#, 2003-04

SEASON

1,616 Arian Foster, 2010
1,424 Arian Foster, 2012
1,282 Steve Slaton, 2008
1,246 Arian Foster, 2014
1,224 Arian Foster, 2011
1,188 Domanick Williams#, 2004
1,031 Domanick Williams#, 2003

SEASON, ROOKIE

1,282 Steve Slaton, 2008
1,031 Domanick Williams#, 2003
529 Jonathan Wells, 2002
528 Alfred Blue, 2014

GAME

231 Arian Foster vs. Indianapolis, 9/12/10
180 Arian Foster vs. Jacksonville, 1/2/11
165 Arian Foster vs. Indianapolis, 12/16/12
158 Arian Foster at Indianapolis, 12/22/11
Domanick Williams# at Jacksonville, 12/26/04

GAME, OPPONENT

211 Larry Johnson vs. Kansas City, 11/20/05
197 Chris Johnson at Tennessee, 9/20/09
182 Rudi Johnson at Cincinnati, 11/9/03

GAME, ROOKIE

156 Alfred Blue at Cleveland, 11/16/14
Steve Slaton at Indianapolis, 11/16/08
129 Domanick Williams# vs. New York Jets, 10/19/03

GAMES, 100 OR MORE YARDS RUSHING

32 Arian Foster, 2009-15
11 Domanick Williams#, 2003-05
6 Ben Tate, 2011-13
5 Steve Slaton, 2008-09

INDIVIDUAL RECORDS

INDIVIDUAL RUSHING (CONTINUED)

CONSECUTIVE GAMES, 100 OR MORE YARDS

- 4 Arian Foster, 10/5/14-10/26/14
- 3 Arian Foster, 10/23/11-11/6/11
- Steve Slaton, 12/1/08-12/14/08

LONGEST RUN FROM SCRIMMAGE

- 81t Justin Forsett at Detroit, 11/22/12
- 74t Arian Foster at Oakland, 10/3/10
- 71t Steve Slaton at Indianapolis, 11/16/08
- 60 Ben Tate vs. Tennessee, 9/15/13
- 56 Arian Foster vs. Jacksonville, 1/2/11

LONGEST RUN FROM SCRIMMAGE, OPPONENT

- 91t Chris Johnson at Tennessee, 9/20/09
- 85t Lamar Miller at Miami, 10/25/15
- 80t Rashad Jennings vs. Oakland, 11/17/13
- 76 Fred Taylor at Jacksonville, 10/14/07

RUSHING AVERAGE GAIN

CAREER (750 ATTEMPTS)

- 4.54 Arian Foster, 2009-15
- 4.15 Domanick Williams#, 2003-05

SEASON (100 ATTEMPTS)

- 5.38 Ben Tate, 2011 (175-942)
- 4.94 Arian Foster, 2010 (327-1,616)
- 4.79 Arian Foster, 2014 (260-1,246)
- 4.78 Steve Slaton, 2008 (268-1,282)
- 4.48 Arian Foster, 2013 (121-542)

GAME (10 ATTEMPTS)

- 11.14 Steve Slaton at Indianapolis, 11/16/08 (14-156)
- 9.58 Ben Tate vs. Cleveland, 11/6/11 (12-115)
- 8.60 Darius Walker vs. Jacksonville, 12/30/07 (10-86)
- 8.06 Domanick Williams# vs. Tennessee, 11/28/04 (16-129)
- 7.82 Arian Foster at Oakland, 10/3/10 (17-133)

GAME, OPPONENT (10 ATTEMPTS)

- 12.5 Lamar Miller at Miami, 10/25/15
- 12.31 Chris Johnson at Tennessee, 9/20/09 (16-197)
- 10.42 Maurice Jones-Drew at Jacksonville, 10/14/07 (12-125)
- 8.36 Amos Zereoue vs. Oakland, 10/3/04 (14-117)

RUSHING TOUCHDOWNS

SEASONS LEADING TEAM

- 4 Arian Foster, 2010-12, 14
- 2 Jonathan Wells, 2002, 2005
- Domanick Williams#, 2003-04
- Ron Dayne, 2006-07

CONSECUTIVE SEASONS LEADING TEAM

- 3 Arian Foster, 2010-12
- 2 Domanick Williams#, 2003-04
- Ron Dayne, 2006-07

CAREER

- 54 Arian Foster, 2009-15
- 23 Domanick Williams#, 2003-05
- 12 Steve Slaton, 2008-10

SEASON

- 16 Arian Foster, 2010
- 15 Arian Foster, 2012
- 13 Domanick Williams#, 2004
- 10 Arian Foster, 2011
- 9 Steve Slaton, 2008

GAME

- 3 Ben Tate vs. New England, 12/1/13
- 3 Arian Foster vs. Indianapolis, 9/12/10
- 3 Ryan Moats at Buffalo, 11/1/09

GAME, ROOKIE

- 2 6 times, last by Steve Slaton vs. Jacksonville, 12/01/08

GAME, OPPONENT

- 4 Shaun Alexander at Seattle, 10/16/05
- 3 Devonta Freeman at Atlanta, 10/4/15
- Maurice Jones-Drew vs. Jacksonville, 9/27/09
- Willie Parker vs. Pittsburgh, 9/7/08
- LaBrandon Toefield vs. Jacksonville, 12/24/05

CONSECUTIVE GAMES WITH A RUSHING TOUCHDOWN

- 6 Arian Foster, 10/23/11 - 12/4/11
- Domanick Williams#, 11/28/04 - 1/2/05
- 5 Arian Foster, 9/30/12 - 11/4/12
- Arian Foster, 10/17/10 - 11/21/10
- 4 Arian Foster, 12/18/11- 9/16/12
- # - Domanick Williams known as Domanick Davis prior to 2006.

INDIVIDUAL PASSING

SEASONS LEADING TEAM

- 7 Matt Schaub, 2007-13
- 5 David Carr, 2002-06
- 1 Ryan Fitzpatrick, 2014

CONSECUTIVE SEASONS LEADING TEAM

- 7 Matt Schaub, 2007-13
- 5 David Carr, 2002-06

PASSER RATING

CAREER (1,500 ATTEMPTS)

- 90.9 Matt Schaub, 2007-13
- 75.5 David Carr, 2002-06

SEASON (224 ATTEMPTS)

- 98.6 Matt Schaub, 2009
- 96.8 Matt Schaub, 2011
- 95.3 Ryan Fitzpatrick, 2014
- 92.7 Matt Schaub, 2008
- 92.0 Matt Schaub, 2010

SEASON, ROOKIE (224 ATTEMPTS)

- 62.8 David Carr, 2002

GAME (20 ATTEMPTS)

- 147.7 Matt Schaub at Tennessee, 10/23/11
- 147.5 Ryan Fitzpatrick vs. Tennessee, 11/30/14
- 144.0 Matt Schaub vs. Cincinnati, 10/26/08
- 140.2 David Carr at Indianapolis, 9/17/06
- 129.7 Matt Schaub vs. Jacksonville, 1/2/11
- 127.8 Matt Schaub at Tennessee, 9/20/09

GAME, OPPONENT (20 ATTEMPTS)

- 146.8 Steve McNair at Tennessee, 10/12/03
- 146.8 Jon Kitna vs. Cincinnati, 11/3/02
- 139.8 Ben Roethlisberger vs. Pittsburgh, 9/18/05
- 137.8 Jake Plummer at Denver, 11/7/04
- 137.2 Philip Rivers vs. San Diego, 11/7/10

PASSING ATTEMPTS

SEASONS LEADING TEAM

- 7 Matt Schaub, 2007-13
- 5 David Carr, 2002-06
- 1 Ryan Fitzpatrick, 2014

CONSECUTIVE SEASONS LEADING TEAM

- 7 Matt Schaub, 2007-13
- 5 David Carr, 2002-06

CAREER

- 3,020 Matt Schaub, 2007-13
- 2,070 David Carr, 2002-06
- 453 Sage Rosenfels, 2006-08

SEASON

- 583 Matt Schaub, 2009
- 574 Matt Schaub, 2010
- 544 Matt Schaub, 2012
- 466 David Carr, 2004

SEASON, ROOKIE

- 444 David Carr, 2002
- 134 T.J. Yates, 2011
- 40 Dave Ragone, 2003

GAME

- 62 Matt Schaub vs. Baltimore, 12/13/10
- 58 Ryan Mallett at Carolina, 9/20/15
- 55 Matt Schaub vs. Jacksonville, 11/18/12
- 54 Matt Schaub at Tennessee, 12/19/10
- David Carr at New York Jets, 11/26/06
- 52 Matt Schaub at Washington, 9/19/10
- 50 Matt Schaub at Arizona, 10/11/09

GAME, OPPONENT

- 61 Matthew Stafford at Detroit, 11/22/12
- 57 Peyton Manning vs. Indianapolis, 9/12/10
- Tommy Maddox at Pittsburgh, 12/8/02
- 55 Chad Henne at Miami, 12/27/09
- 53 Blake Bortles at Jacksonville, 10/18/15
- 52 Peyton Manning at Denver, 9/23/12
- 51 Peyton Manning vs. Denver, 12/22/13

PASS COMPLETIONS

SEASONS LEADING TEAM

- 7 Matt Schaub, 2007-13
- 5 David Carr, 2002-06
- 1 Ryan Fitzpatrick, 2014

CONSECUTIVE SEASONS LEADING TEAM

- 7 Matt Schaub, 2007-13
- 5 David Carr, 2002-06

CAREER

- 1,951 Matt Schaub, 2007-13
- 1,243 David Carr, 2002-06
- 297 Sage Rosenfels, 2006-08

SEASON

- 396 Matt Schaub, 2009
- 365 Matt Schaub, 2010
- 350 Matt Schaub, 2012

SEASON, ROOKIE

- 233 David Carr, 2002
- 82 T.J. Yates, 2011
- 20 Dave Ragone, 2003

GAME

- 43 Matt Schaub vs. Jacksonville, 11/18/12
- 39 David Carr at New York Jets, 11/26/06
- 38 Matt Schaub at Washington, 9/19/10
- 35 Matt Schaub at Tennessee, 12/19/10
- Matt Schaub at Arizona, 10/11/09

GAME, OPPONENT

- 40 Peyton Manning vs. Indianapolis, 9/12/10
- 36 Daunte Culpepper vs. Minnesota, 10/10/04
- 34 Peyton Manning at Indianapolis, 11/8/09
- 33 Drew Brees vs. New Orleans, 11/18/07
- Brett Favre vs. Green Bay 11/21/04

CONSECUTIVE COMPLETIONS

- *22 David Carr vs. Buffalo, 11/19/06
- 17 Matt Schaub vs. Jacksonville, 11/18/12
- 16 Matt Schaub vs. Indianapolis (14), 9/23/07; at Atlanta (2), 9/30/07
- 13 David Carr at Indianapolis (9), 9/17/06; vs. Washington (4), 9/24/06
- Ryan Fitzpatrick vs. Washington (5), 9/7/14; at Oakland (8), 9/14/14

CONSECUTIVE COMPLETIONS, OPPONENT

- *22 Mark Brunell vs. Washington, 9/24/06
- *Tied NFL record

INDIVIDUAL RECORDS

INDIVIDUAL PASSING (CONTINUED)

PASSING COMPLETION PERCENTAGE

SEASONS LEADING TEAM

- 6 Matt Schaub, 2007-13
- 5 David Carr, 2002-06
- 1 Sage Rosenfels, 2008
- 1 Ryan Fitzpatrick, 2014

CONSECUTIVE SEASONS LEADING TEAM

- 5 Matt Schaub, 2009-13
- 5 David Carr, 2002-06

CAREER (1,500 ATTEMPTS)

- 64.6 Matt Schaub, 2007-13
- 60.0 David Carr, 2002-06

SEASON (224 ATTEMPTS)

- 68.3 David Carr, 2006
- 67.9 Matt Schaub, 2009
- 66.4 Matt Schaub, 2007
- 66.1 Matt Schaub, 2008
- 64.3 Matt Schaub, 2012

GAME (20 ATTEMPTS)

- 85.7 Matt Schaub vs. Cincinnati, 10/26/08
- 84.6 David Carr at Indianapolis, 9/17/06
- 83.9 Matt Schaub vs. Detroit, 10/19/08
- 83.3 David Carr vs. Buffalo, 11/19/06
- 81.8 Matt Schaub vs. Indianapolis, 9/23/07
- 81.8 Matt Schaub vs. Jacksonville, 1/2/11

PASSING YARDS GAINED

SEASONS LEADING TEAM

- 7 Matt Schaub, 2007-13
- 5 David Carr, 2002-06
- 1 Ryan Fitzpatrick, 2014

CONSECUTIVE SEASONS LEADING TEAM

- 7 Matt Schaub, 2007-13
- 5 David Carr, 2002-06

CAREER

- 23,221 Matt Schaub, 2007-13
- 13,391 David Carr, 2002-06
- 3,380 Sage Rosenfels, 2006-08

SEASONS, 4,000 OR MORE YARDS PASSING

- 3 Matt Schaub, 2009-10, 12

SEASONS, 3,000 OR MORE YARDS PASSING

- 4 Matt Schaub, 2008-12
- 1 David Carr, 2004

SEASON

- 4,770 Matt Schaub, 2009
- 4,370 Matt Schaub, 2010
- 4,008 Matt Schaub, 2012
- 3,531 David Carr, 2004

SEASON, ROOKIE

- 2,592 David Carr, 2002
- 949 T.J. Yates, 2011
- 135 Dave Ragone, 2003

GAME

- 527 Matt Schaub vs. Jacksonville, 11/18/12 (OT)
- 497 Matt Schaub at Washington, 9/19/10 (OT)
- 416 Matt Schaub vs. Oakland, 10/9/11
- 414 Matt Schaub at Green Bay, 12/7/08

GAME, OPPONENT

- 441 Matthew Stafford at Detroit, 11/22/12 (OT)
- 433 Peyton Manning vs. Indianapolis, 9/12/10
- 426 Donovan McNabb at Washington, 9/19/10
- 421 Steve McNair at Tennessee, 10/12/03
- 400 Peyton Manning vs. Denver, 12/22/13
- Peyton Manning at Indianapolis, 9/17/06

GAMES, 300 OR MORE YARDS PASSING, SEASON

- 9 Matt Schaub, 2009
- 7 Matt Schaub, 2010
- 4 Matt Schaub, 2008

GAMES, 300 OR MORE YARDS PASSING, CAREER

- 27 Matt Schaub, 2007-13
- 4 David Carr, 2002-06
- 1 Brian Hoyer, 2015
- 1 Case Keenum, 2013
- 1 T. J. Yates, 2011
- 1 Ryan Fitzpatrick, 2014

LONGEST PASS COMPLETION

- 81 David Carr to Corey Bradford vs. Buffalo, 10/13/02
- 80 Matt Schaub to Jacoby Jones at Tampa Bay, 11/13/11 (TD)
- 78 Matt Schaub to Arian Foster at Tampa Bay, 11/13/11 (TD)
- 78 Matt Schaub to Arian Foster at Tennessee, 10/23/11 (TD)
- 78 David Carr to Corey Bradford at Miami, 9/7/03
- 77 Matt Schaub to Andre Johnson vs. Kansas City, 9/9/07 (TD)
- 76 Ryan Fitzpatrick to DeAndre Hopkins vs. Washington, 9/7/14 (TD)

PASSING AVERAGE GAIN

SEASONS LEADING TEAM (224 ATTEMPTS/SEASON)

- 7 Matt Schaub, 2007-13
- 5 David Carr, 2002-06
- 1 Ryan Fitzpatrick, 2014

CONSECUTIVE SEASONS LEADING TEAM

- 7 Matt Schaub, 2007-13
- 5 David Carr, 2002-06

AVERAGE GAIN, CAREER (1,500 ATTEMPTS)

- 7.69 Matt Schaub, 2007-13
- 6.47 David Carr, 2002-06

AVERAGE GAIN, SEASON (224 ATTEMPTS)

- 8.49 Matt Schaub, 2011
- 8.18 Matt Schaub, 2009
- 8.00 Matt Schaub, 2008
- 7.96 Ryan Fitzpatrick, 2014
- 7.75 Matt Schaub, 2007

AVERAGE GAIN, SEASON, ROOKIE (224 ATTEMPTS)

- 5.84 David Carr, 2002

AVERAGE GAIN, GAME (20 ATTEMPTS)

- 12.87 Matt Schaub at Tennessee, 10/23/11
- 11.50 Matt Schaub vs. Jacksonville, 1/2/11
- 10.85 Ryan Fitzpatrick vs. Tennessee, 11/30/14
- 10.84 Case Keenum at Kansas City, 10/20/13
- 10.29 Case Keenum vs. Indianapolis, 11/3/13

AVERAGE GAIN, GAME, OPPONENT (20 ATTEMPTS)

- 15.59 Steve McNair at Tennessee, 10/12/03
- 12.83 Philip Rivers vs. San Diego, 11/7/10
- 12.10 Ben Roethlisberger vs. Pittsburgh, 9/18/05
- 11.85 Peyton Manning at Indianapolis, 11/14/04
- 11.36 Chad Pennington vs. Miami, 10/12/08

PASSING TOUCHDOWNS

SEASONS LEADING TEAM

- 6 Matt Schaub, 2008-13
- 5 David Carr, 2002-06
- 1 Sage Rosenfels, 2007
- 1 Ryan Fitzpatrick, 2014

CONSECUTIVE SEASONS LEADING TEAM

- 6 Matt Schaub, 2008-13
- 5 David Carr, 2002-06

CAREER

- 124 Matt Schaub, 2007-13
- 59 David Carr, 2002-06
- 24 Sage Rosenfels, 2006-08

SEASON

- 29 Matt Schaub, 2009
- 24 Matt Schaub, 2010
- 22 Matt Schaub, 2012
- 17 Ryan Fitzpatrick, 2014

ROOKIE, SEASON

- 9 David Carr, 2002
- 3 T.J. Yates, 2011

GAME

- 6 Ryan Fitzpatrick vs. Tennessee, 11/30/14
- 5 Matt Schaub vs. Jacksonville, 11/18/12
- 4 Matt Schaub at Denver, 9/23/12
- Matt Schaub at Cincinnati, 10/18/09
- Matt Schaub at Tennessee, 9/20/09
- Sage Rosenfels vs. Tennessee, 10/21/07

GAME, OPPONENT

- 6 Aaron Rodgers vs. Green Bay, 10/14/12
- 5 Daunte Culpepper vs. Minnesota, 10/10/04
- Peyton Manning at Indianapolis, 11/14/04

GAMES, FOUR OR MORE TOUCHDOWN PASSES, CAREER

- 4 Matt Schaub, 2007-12
- 1 Ryan Fitzpatrick, 2014
- 1 Sage Rosenfels, 2006-08

GAMES, FOUR OR MORE TOUCHDOWN PASSES, SEASON

- 2 Matt Schaub, 2012
- Matt Schaub, 2009
- 1 Ryan Fitzpatrick, 2014
- Sage Rosenfels, 2007

CONSECUTIVE GAMES, TOUCHDOWN PASSES

- 16 Matt Schaub, 11/14/10 – 10/30/11
- 12 Matt Schaub, 11/8/09 – 10/3/10
- Sage Rosenfels, 10/14/07 – 11/9/08
- 8 David Carr, 9/18/05 – 11/13/05
- 6 Matt Schaub, 10/21/12 – 12/2/12
- Matt Schaub, 9/20/09 – 10/25/09
- David Carr, 9/19/04 – 10/31/04

PASSES HAD INTERCEPTED

CAREER

- 78 Matt Schaub, 2007-13
- 65 David Carr, 2002-06
- 23 Sage Rosenfels, 2006-08

SEASON

- 15 Matt Schaub, 2009
- David Carr, 2002
- 14 Matt Schaub, 2013
- David Carr, 2004
- 13 David Carr, 2003

GAME

- 4 Sage Rosenfels vs. Baltimore, 11/9/08
- David Carr at New England, 12/17/06

GAME, OPPONENT

- 4 David Garrard at Jacksonville, 11/12/06
- Steve McNair at Tennessee, 10/17/04

INDIVIDUAL RECORDS

INDIVIDUAL PASSING (CONTINUED)

CONSECUTIVE PASSES WITHOUT AN INTERCEPTION

- 110 Matt Schaub, 11/14/10 through 12/2/10
- 105 Case Keenum, 10/20/13 through 11/17/13
- 104 Matt Schaub, 11/06/11 through 9/23/12
- 99 Matt Schaub, 12/10/12 through 12/30/12
- David Carr, 12/24/05 through 9/17/06
- David Carr, 10/17/04 through 11/14/04

ATTEMPTS, NO INTERCEPTIONS, GAME

- 43 Case Keenum at Arizona, 11/10/13
- 42 David Carr vs. Minnesota, 10/10/04
- 41 David Carr at Denver, 11/7/04
- 40 Matt Schaub at St. Louis, 12/20/09
- Matt Schaub at Jacksonville, 9/28/08
- Matt Schaub at Atlanta, 9/30/07

ATTEMPTS, NO INTERCEPTIONS, GAME, OPPONENT

- 57 Peyton Manning vs. Indianapolis, 9/12/10
- 52 Peyton Manning at Denver, 9/23/12
- 51 Peyton Manning vs Denver, 12/22/13
- 50 Daunte Culpepper vs. Minnesota, 10/10/04
- 46 Peyton Manning vs. Indianapolis, 11/16/08

LOWEST INTERCEPTION PERCENTAGE

SEASONS LEADING TEAM

- 6 Matt Schaub, 2007-12
- 5 David Carr, 2002-06
- 1 Ryan Fitzpatrick, 2014

CAREER (1,500 ATTEMPTS)

- 2.6 Matt Schaub, 2007-13
- 3.1 David Carr, 2002-06

SEASON (224 ATTEMPTS)

- 2.05 Matt Schaub, 2011
- 2.09 Matt Schaub, 2010
- 2.21 Matt Schaub, 2012
- 2.37 Case Keenum, 2013
- 2.56 Ryan Fitzpatrick, 2014

SEASON, ROOKIE (224 ATTEMPTS)

- 3.38 David Carr, 2002

TIMES SACKED

CAREER

- 249 David Carr, 2002-06
- 160 Matt Schaub, 2007-13
- 21 Ryan Fitzpatrick, 2014

SEASON

- *76 David Carr, 2002
- 68 David Carr, 2005
- 49 David Carr, 2004

GAME

- 9 David Carr at San Diego, 9/15/03
- 8 David Carr at Cleveland, 10/20/02
- David Carr vs. Pittsburgh, 9/18/05
- 7 David Carr vs. Tennessee, 10/9/05
- David Carr at Cincinnati, 10/2/05
- David Carr at Philadelphia, 9/29/02

GAME, OPPONENT

- 6 Jake Locker at Tennessee, 12/2/12
- 6 Blaine Gabbert at Jacksonville, 11/27/11
- 6 Tommy Maddox at Pittsburgh, 12/8/02

* NFL record

INDIVIDUAL RECEIVING

RECEPTIONS

SEASONS LEADING TEAM

- 10 Andre Johnson, 2003-06, 08-10, 12-14
- 1 Owen Daniels, 2011
- Kevin Walter, 2007
- Billy Miller, 2002

CONSECUTIVE SEASONS LEADING TEAM

- 4 Andre Johnson, 2003-06
- 3 Andre Johnson, 2008-10
- Andre Johnson, 2012-14

CAREER

- 1,012 Andre Johnson, 2003-14
- 385 Owen Daniels, 2006-13
- 326 Kevin Walter, 2006-12

SEASONS, 50 OR MORE PASS RECEPTIONS

- 11 Andre Johnson, 2003-10, 2012-14
- 4 Kevin Walter, 2007-10
- 4 Owen Daniels, 2007-08, 2011-12
- 3 DeAndre Hopkins, 2013-15
- 2 Arian Foster, 2010-11
- 1 Jacoby Jones, 2010

SEASON

- 115 Andre Johnson, 2008
- 112 Andre Johnson, 2012
- 109 Andre Johnson, 2013
- 103 Andre Johnson, 2006
- 101 Andre Johnson, 2009

SEASON, ROOKIE

- 66 Andre Johnson, 2003
- 52 DeAndre Hopkins, 2013
- 50 Steve Slaton, 2008
- 47 Domanick Williams#, 2003
- 41 Jabar Gaffney, 2002

GAME

- 14 Andre Johnson vs. Jacksonville, 11/18/12 (OT)
- 13 Andre Johnson at Jacksonville, 12/5/13
- 12 6 times, last by Andre Johnson at San Diego, 9/9/13

GAME, OPPONENT

- 14 Dallas Clark at Indianapolis, 11/8/09
- 12 4 times, last by A.J. Green vs. Cincinnati, 11/23/14

CONSECUTIVE GAMES PLAYED, PASS RECEPTION

- 133 Andre Johnson, 11/6/05 – 12/21/14
- 88 Owen Daniels, 12/10/06 – 10/6/13
- 44 DeAndre Hopkins, 9/9/13 – 12/06/15 (current)
- 37 Arian Foster, 1/3/10 – 10/21/12
- 35 Andre Johnson, 9/7/03 – 10/2/05
- 35 Kevin Walter, 9/7/08 – 10/10/10

RECEIVING YARDS GAINED

SEASONS LEADING TEAM

- 10 Andre Johnson, 2003-10, 12-13
- 1 DeAndre Hopkins, 2014
- Owen Daniels, 2011
- Corey Bradford, 2002

CONSECUTIVE SEASONS LEADING TEAM

- 8 Andre Johnson, 2003-10

CAREER

- 13,597 Andre Johnson, 2003-14
- 4,617 Owen Daniels, 2006-13
- 4,083 Kevin Walter, 2006-12
- 3,181 DeAndre Hopkins, 2013-15
- 2,268 Arian Foster, 2009-15
- 2,009 Jabar Gaffney, 2002-05

SEASONS, 1,000 OR MORE YARDS

- 7 Andre Johnson – 2004, 2006, 2008-10, 2012-13
- 2 DeAndre Hopkins – 2014, 2015

SEASON

- 1,598 Andre Johnson, 2012
- 1,575 Andre Johnson, 2008
- 1,569 Andre Johnson, 2009
- 1,407 Andre Johnson, 2013
- 1,216 Andre Johnson, 2010
- 1,210 DeAndre Hopkins, 2014

SEASON, ROOKIE

- 976 Andre Johnson, 2003
- 802 DeAndre Hopkins, 2013
- 483 Jabar Gaffney, 2002
- 352 Owen Daniels, 2006

GAME

- 273 Andre Johnson vs. Jacksonville, 11/18/12 (OT)
- 238 DeAndre Hopkins vs. Tennessee, 11/30/14
- 229 Andre Johnson vs. Indianapolis, 11/3/13
- 207 Andre Johnson vs. Tennessee, 12/14/08
- 196 Andre Johnson at St. Louis, 12/20/09
- 193 Andre Johnson vs. Seattle, 12/13/09

GAME, OPPONENT

- 265 Lee Evans vs. Buffalo, 11/19/06
- 236 Justin Blackmon vs. Jacksonville, 11/18/12 (OT)
- 223 T.Y. Hilton vs. Indianapolis, 10/9/14
- 177 Derrick Mason at Tennessee, 10/12/03

GAMES, 100 OR MORE YARDS, CAREER

- 51 Andre Johnson, 2003-14
- 10 DeAndre Hopkins, 2013-15
- 4 Owen Daniels, 2006-12
- 3 Arian Foster, 2009-15
- Corey Bradford, 2002-05
- Kevin Walter, 2006-12

GAMES, 100 OR MORE YARDS, SEASON

- 8 Andre Johnson, 2008
- 6 Andre Johnson, 2009, 2010, 2012, 2013
- 5 DeAndre Hopkins, 2015
- 4 DeAndre Hopkins, 2014

CONSECUTIVE GAMES, 100 OR MORE YARDS

- 4 Andre Johnson, 10/5/08 – 10/26/08
- DeAndre Hopkins, 9/27/15 - 10/18/15
- 3 Andre Johnson, 9/9/07 – 11/18/07
- 2 9 times, last by Andre Johnson, 12/1/13 - 12/5/13

LONGEST RECEPTION

- 81 Corey Bradford from David Carr vs. Buffalo, 10/13/02
- 80 Jacoby Jones from Matt Schaub at Tampa Bay, 11/13/11 (TD)
- 78 Arian Foster from Matt Schaub at Tampa Bay, 11/13/11 (TD)
- Arian Foster from Matt Schaub at Tennessee, 10/23/11 (TD)
- Corey Bradford from David Carr at Miami, 9/7/03 (TD)
- 76 DeAndre Hopkins from Ryan Fitzpatrick vs. Washington, 9/7/14 (TD)

LONGEST RECEPTION, OPPONENT

- 96 Calvin Johnson vs. Detroit, 10/19/08 (TD)
- 84 Troy Edwards vs. Jacksonville, 10/28/03 (TD)
- 83 Lee Evans vs. Buffalo, 11/19/06 (TD)
- 81 Justin Blackmon vs. Jacksonville, 11/18/12 (TD)

INDIVIDUAL RECORDS

INDIVIDUAL RECEIVING (CONTINUED)

RECEIVING AVERAGE

AVERAGE GAIN, CAREER (200 RECEPTIONS)

14.86 DeAndre Hopkins, 2013-15
13.44 Andre Johnson, 2003-14
12.52 Kevin Walter, 2006-12
11.99 Owen Daniels, 2006-13

AVERAGE GAIN, SEASON (32 RECEPTIONS)

17.67 André Davis, 2007
15.92 DeAndre Hopkins, 2014
15.53 Andre Johnson, 2009
15.49 Corey Bradford, 2002
15.42 DeAndre Hopkins, 2013

AVERAGE GAIN, GAME (3 RECEPTIONS)

30.50 Andre Johnson at Buffalo, 11/16/03 (4-122)
28.67 Andre Johnson at Detroit, 9/19/04 (3-86)
27.25 Jabar Gaffney at Chicago, 12/19/04 (4-109)
26.50 Joel Dreessen at N.Y. Jets, 11/21/10 (4-106)
26.44 DeAndre Hopkins vs. Tennessee, 11/30/14 (9-238)

RECEIVING TOUCHDOWNS

SEASONS LEADING TEAM

8 Andre Johnson, 2003-04, 2006-10, 2013
3 Corey Bradford, 2002-03, 2005

CONSECUTIVE SEASONS LEADING TEAM

5 Andre Johnson, 2006-10

CAREER

64 Andre Johnson, 2003-14
29 Owen Daniels, 2006-13
24 Kevin Walter, 2006-12
18 DeAndre Hopkins, 2013-15
Corey Bradford, 2002-05

SEASON

10 DeAndre Hopkins, 2015
9 Andre Johnson, 2009
8 Andre Johnson, 2010
Andre Johnson, 2008
Kevin Walter, 2008
Andre Johnson, 2007

SEASON, ROOKIE

5 Owen Daniels, 2006
4 Andre Johnson, 2003

GAME

3 Andre Johnson vs. Indianapolis, 11/3/13

GAME, ROOKIE

2 Jaelen Strong vs. Indianapolis, 10/8/15
Owen Daniels at Tennessee, 10/29/06
Andre Johnson vs. Kansas City, 9/21/03

GAME, OPPONENT

3 T.Y. Hilton vs. Indianapolis, 11/3/13
Jordy Nelson vs. Green Bay, 10/14/12
Vernon Davis vs. San Francisco, 10/25/09
Steve Smith at Carolina, 9/16/07
Terrell Owens at Dallas, 10/15/06
Derrick Mason at Tennessee, 10/12/03

CONSECUTIVE GAMES, TOUCHDOWNS

4 Arian Foster, 10/20/14 - 11/30/14
Andre Johnson, 12/13/10 - 9/18/11
Andre Johnson, 12/2/07 - 12/23/07

INDIVIDUAL PUNTING

SEASONS LEADING TEAM

5 Chad Stanley, 2002-06
4 Matt Turk, 2007-10
2 Shane Lechler, 2013-14

CONSECUTIVE SEASONS LEADING TEAM

5 Chad Stanley, 2002-06
4 Matt Turk, 2007-10
2 Shane Lechler, 2013-14

PUNTS

CAREER

437 Chad Stanley, 2002-06
254 Matt Turk, 2007-11
245 Shane Lechler, 2013-15
88 Donnie Jones, 2012

SEASON

114 Chad Stanley, 2002
97 Chad Stanley, 2003
88 Shane Lechler, 2013
Donnie Jones, 2012

GAME

11 Chad Stanley at Indianapolis, 12/1/02
10 Donnie Jones at Tennessee, 12/2/12
Brett Hartmann at Jacksonville, 11/27/11
Chad Stanley at Jacksonville, 12/7/03
Chad Stanley at Pittsburgh, 12/8/02
Chad Stanley at San Diego, 9/15/02
Chad Stanley vs. Dallas, 9/8/02

GAME, OPPONENT

11 Marquette King vs. Oakland, 11/17/13
10 Darren Bennett at San Diego, 9/15/02
9 6 times, last Colton Schmidt vs. Buffalo, 9/28/14

LONGEST PUNT

71 Shane Lechler vs. Indianapolis, 10/9/14
69 Brett Hartmann at Miami, 9/18/11
66 Donnie Jones at Denver, 9/23/12
Brett Hartmann vs. Atlanta, 12/4/11
65 Shane Lechler at Oakland, 9/14/14
Shane Lechler at Arizona, 11/10/13
Donnie Jones vs. Minnesota, 12/23/12

LONGEST PUNT, OPPONENT

75 Mat McBriar at Dallas, 10/15/06
74 Sam Koch vs. Baltimore, 11/9/08
70 Brett Kern at Tennessee, 12/2/12
Brandon Fields vs. Miami, 9/18/11

PUNT AVERAGE

CAREER (250 PUNTS)

42.3 Matt Turk, 2007-11
41.0 Chad Stanley, 2002-06

SEASON (40 PUNTS)

47.6 Shane Lechler, 2013
47.2 Donnie Jones, 2012
46.3 Shane Lechler, 2014
44.4 Brett Hartmann, 2011
42.8 Matt Turk, 2009

GAME (4 PUNTS)

58.9 Shane Lechler at Arizona, 11/10/13 (7 punts)
54.5 Shane Lechler vs. Indianapolis, 10/9/14 (4 punts)
54.2 Donnie Jones at Denver, 9/23/12 (5 punts)
52.8 Brett Hartmann vs. Atlanta, 12/4/11 (5 punts)
52.1 Shane Lechler vs New York Jets, 11/22/15 (8 punts)

GAME, OPPONENT (4 PUNTS)

56.8 Shane Lechler at Oakland, 12/3/06 (4 punts)
Mat McBriar at Dallas, 10/15/06 (4 punts)
53.9 Brett Nortman at Carolina, 9/20/15 (7 punts)
53.4 Shane Lechler vs. Oakland, 10/4/09 (8 punts)
52.8 Mike Scifres at San Diego, 10/28/07 (5 punts)
52.2 Bryan Anger at Jacksonville, 9/16/12 (9 punts)

PUNTS HAD BLOCKED

CONSECUTIVE PUNTS, NONE BLOCKED

327 Chad Stanley, 2002-06
254 Matt Turk, 2007-11
145 Shane Lechler, 2014-15
99 Shane Lechler, 2013-14

PUNTS HAD BLOCKED, CAREER

2 Chad Stanley, 2002-06
1 Shane Lechler, 2013-15

PUNTS HAD BLOCKED, SEASON

2 Chad Stanley, 2002
1 Shane Lechler, 2014

PUNTS INSIDE THE 20

CAREER

135 Chad Stanley, 2002-06
88 Matt Turk, 2007-11
82 Shane Lechler, 2013-15

SEASON

36 Chad Stanley, 2002
36 Chad Stanley, 2003
34 Shane Lechler, 2013

GAME

6 Chad Stanley vs. Dallas, 9/8/02
5 Shane Lechler vs. Tennessee, 9/15/13
Donnie Jones at Tennessee, 12/2/12
Chad Stanley at San Francisco, 1/1/06

GAME, OPPONENT

6 Brett Kern at Tennessee, 12/29/13
5 Sam Koch vs. Baltimore, 12/13/10
Mike Scifres at San Diego, 10/28/07
Craig Hentrich vs. Tennessee, 12/10/06

INDIVIDUAL RECORDS

PUNT RETURNS

PUNT RETURNS

SEASONS LEADING TEAM

- 5 Jacoby Jones, 2007-11
- 3 Keshawn Martin, 2012-14
- J.J. Moses, 2003-04

CAREER

- 179 Jacoby Jones, 2007-11
- 86 Keshawn Martin, 2012-15
- 72 J.J. Moses, 2003-04

SEASON

- 49 Jacoby Jones, 2011
- 39 Jacoby Jones, 2009
- 39 Keshawn Martin, 2013
- 36 J.J. Moses, 2004
- J.J. Moses, 2003
- Jermaine Lewis, 2002

SEASON, ROOKIE

- 30 Jacoby Jones, 2007
- 29 Keith Mumphery, 2015
- 22 Keshawn Martin, 2012
- 12 Jerome Mathis, 2005
- 3 Jabar Gaffney, 2002
- Donovan Morgan, 2005

GAME

- 7 Keshawn Martin vs. Oakland, 11/17/13
- Jacoby Jones at Jacksonville, 11/27/11
- Jacoby Jones vs. Oakland, 10/4/09
- 6 Trindon Holliday at Jacksonville, 9/16/12
- Keith Mumphery at Carolina, 9/20/15

GAME, OPPONENT

- 6 Patrick Peterson at Arizona, 11/10/13
- Marcus Sherels vs. Minnesota, 12/23/12
- Darius Reynaud at Tennessee, 12/2/12
- David Allen at Jacksonville, 12/7/03
- Antwaan Randle El at Pittsburgh, 12/8/02
- Troy Walters at Indianapolis, 12/1/02

FAIR CATCHES

CAREER

- 60 Jacoby Jones, 2007-11
- 55 Keshawn Martin, 2012-14
- 20 J.J. Moses, 2003-04

SEASON

- 24 Keshawn Martin, 2014
- 21 Keshawn Martin, 2013
- 17 Jacoby Jones, 2008
- Jermaine Lewis, 2002
- 15 Jacoby Jones, 2010

GAME

- 4 Keshawn Martin vs. Indianapolis, 10/9/14
- Keshawn Martin at Tennessee, 12/29/13
- Dexter Wynn vs. Buffalo, 11/19/06
- Jermaine Lewis vs. Dallas, 9/8/02

GAME, OPPONENT

- 5 Dante Hall vs. Kansas City, 9/21/03
- 4 7 times, last by Ace Sanders vs. Jacksonville, 11/24/13

PUNT RETURN YARDS GAINED

SEASONS LEADING TEAM

- 5 Jacoby Jones, 2007-11
- 3 Keshawn Martin, 2012-14
- J.J. Moses, 2003-04

CAREER

- 1,820 Jacoby Jones, 2007-11
- 766 Keshawn Martin, 2012-15
- 553 J.J. Moses, 2003-04

SEASON

- 518 Jacoby Jones, 2011
- 427 Jacoby Jones, 2009
- 386 Jacoby Jones, 2008

SEASON, ROOKIE

- 286 Jacoby Jones, 2007
- 267 Keshawn Martin, 2012
- 222 Keith Mumphery, 2015
- 68 Jerome Mathis, 2005

GAME

- 125 Keshawn Martin vs. Oakland, 11/17/13
- 100 Jacoby Jones at Arizona, 10/11/09
- 92 Avion Black vs. Baltimore, 12/15/02
- 91 Jacoby Jones at Jacksonville, 11/27/11
- Jacoby Jones vs. Indianapolis, 9/11/11

GAME, OPPONENT

- 93 Tandon Doss at Baltimore, 9/22/13
- 81 DeAnthony Thomas vs. Kansas City, 9/13/15
- 80 Johnnie Lee Higgins at Oakland, 12/21/08
- Adam Jones at Tennessee, 12/11/05
- 76 Marcus Thigpen vs. Miami, 9/9/12

LONGEST PUNT RETURN

- 87 Keshawn Martin vs. Oakland, 11/17/13
- 79t Jacoby Jones vs. Indianapolis, 9/11/11
- 76 Avion Black vs. Baltimore, 12/15/02
- 74 Jacoby Jones vs. Indianapolis, 9/23/07
- 73t Jacoby Jones vs. Cincinnati, 10/26/08

PUNT RETURN AVERAGE

CAREER (75 RETURNS)

- 10.17 Jacoby Jones, 2007-11
- 8.91 Keshawn Martin, 2012-14

SEASON (20 RETURNS)

- 12.14 Keshawn Martin, 2012
- 12.06 Jacoby Jones, 2008
- 10.92 Jacoby Jones, 2009
- 10.57 Jacoby Jones, 2011

SEASON, ROOKIE (20 RETURNS)

- 12.14 Keshawn Martin, 2012
- 9.53 Jacoby Jones, 2007

GAME (3 RETURNS)

- 30.67 Avion Black vs. Baltimore, 12/15/02
- 30.33 Jacoby Jones vs. Indianapolis, 9/11/11
- 21.75 Jacoby Jones vs. Miami, 10/12/08
- 20.00 Jacoby Jones at Arizona, 10/11/09

GAME, OPPONENT (3 RETURNS)

- 26.67 Adam Jones at Tennessee, 12/11/05
- 22.33 Griff Whalen at Indianapolis, 12/16/13
- 19.67 Adam Jones at Tennessee, 10/29/06

PUNT RETURN TOUCHDOWNS

CAREER

- 3 Jacoby Jones, 2007-11
- 1 Keshawn Martin, 2012-15
- Avion Black, 2002

SEASON

- 2 Jacoby Jones, 2008
- 1 Keshawn Martin, 2013
- Jacoby Jones, 2011
- Avion Black, 2002

GAME

- 1 Keshawn Martin vs. Oakland, 11/17/13 (87 yards)
- Jacoby Jones vs. Indianapolis, 9/11/11 (79)
- Jacoby Jones vs. Cincinnati, 10/26/08 (73)
- Jacoby Jones vs. Miami, 10/12/08 (70)
- Avion Black vs. Baltimore, 12/15/02 (76)

GAME, OPPONENT

- 1 Tandon Doss at Baltimore, 9/22/13 (82 yards)
- Marcus Thigpen vs. Miami, 9/9/12 (72)
- Johnnie Lee Higgins at Oakland, 12/21/08 (80)
- Adam Jones at Tennessee, 10/29/06 (53)
- Adam Jones at Tennessee, 12/11/05 (52)
- Dante Hall vs. Kansas City, 9/21/03 (73)

KICKOFF RETURNS

KICKOFF RETURNS

SEASONS LEADING TEAM

- 3 André Davis, 2007-09
- 2 Keshawn Martin, 2012-13
- J.J. Moses, 2003-04
- 1 Danieal Manning, 2014

CAREER

- 117 J.J. Moses, 2003-04
- 108 André Davis, 2007-09
- 72 Jerome Mathis, 2005-07
- 68 Keshawn Martin, 2012-15

SEASON

- 59 J.J. Moses, 2004
- 58 J.J. Moses, 2003
- 54 Jerome Mathis, 2005

SEASON, ROOKIE

- 54 Jerome Mathis, 2005
- 31 Keshawn Martin, 2012
- 20 Vernand Morency, 2005

GAME

- 8 Dexter Wynn at New England, 12/17/06
- 7 10 times, last by Jacoby Jones at Indianapolis, 11/1/10

GAME, OPPONENT

- 7 Devin Moore vs. Indianapolis, 9/12/10
- Reggie Swinton vs. Arizona, 12/18/05
- Doug Gabriel vs. Oakland, 10/3/04

KICKOFF RETURN YARDS

SEASONS LEADING TEAM

- 3 André Davis, 2007-09
- 2 Keshawn Martin, 2012-13
- J.J. Moses, 2003-04
- Danieal Manning, 2011, 2014

CAREER

- 2,743 André Davis, 2007-09
- 2,658 J.J. Moses, 2003-04
- 2,054 Jerome Mathis, 2005-07
- 1,707 Keshawn Martin, 2012-15

SEASON

- 1,542 Jerome Mathis, 2005
- 1,355 J.J. Moses, 2003
- 1,303 J.J. Moses, 2004

SEASON, ROOKIE

- 1,542 Jerome Mathis, 2005
- 741 Keshawn Martin, 2012
- 437 Vernand Morency, 2005

INDIVIDUAL RECORDS

KICKOFF RETURNS (CONTINUED)

GAME

266 Jerome Mathis vs. Kansas City, 11/20/05
266 Jerome Mathis vs. Indianapolis, 10/23/05
234 André Davis vs. Jacksonville, 12/30/07
233 Jerome Mathis vs. Indianapolis, 9/23/07
186 J.J. Moses at Cincinnati, 11/9/03

GAME, OPPONENT

233 David Reed vs. Baltimore, 12/13/10
199 Doug Gabriel vs. Oakland, 10/3/04
196 Jacoby Jones vs. Baltimore, 10/21/12
187 Danieal Manning vs. Chicago, 12/28/08
176 Ted Ginn Jr. vs. Miami, 10/7/07

LONGEST, GAME (ALL TDS)

104 André Davis vs. Jacksonville, 12/30/07
99 Jerome Mathis vs. Kansas City, 11/20/05
97 André Davis vs. Jacksonville, 12/30/07
97 André Davis vs. Tampa Bay, 12/9/07
95 Jacoby Jones vs. Oakland, 10/4/09

LONGEST, GAME, OPPONENT (ALL TDS)

103 David Reed vs. Baltimore, 12/13/10
101 Deji Karim at Indianapolis, 12/30/12
100 Joe McKnight at New York Jets, 10/8/12
99 Eddie Drummond at Detroit, 9/19/04
95 André Davis at Cleveland, 10/20/02

KICKOFF RETURN AVERAGE

CAREER (75 RETURNS)

25.40 André Davis, 2007-09
22.72 J.J. Moses, 2003-04

SEASON (20 RETURNS)

30.25 André Davis, 2007
28.56 Jerome Mathis, 2005
26.58 Jacoby Jones, 2009

SEASON, ROOKIE (20 RETURNS)

28.6 Jerome Mathis, 2005
23.1 Keshawn Martin, 2012

GAME (3 RETURNS)

46.80 André Davis vs. Jacksonville, 12/30/07
38.00 Jerome Mathis vs. Kansas City, 11/20/05
38.00 Jerome Mathis vs. Indianapolis, 10/23/05
37.00 Jerome Mathis at Oakland, 12/3/06

GAME, OPPONENT (3 RETURNS)

53.00 Deji Karim at Indianapolis, 12/30/12
42.00 André Davis at Cleveland, 10/20/02
39.33 Eddie Drummond at Detroit, 9/19/04
38.84 David Reed vs. Baltimore, 12/13/10

KICKOFF RETURN TOUCHDOWNS

CAREER

3 André Davis, 2007
Jerome Mathis, 2005-07
1 Jacoby Jones, 2007-11

SEASON

3 André Davis, 2007
2 Jerome Mathis, 2005
1 Jacoby Jones, 2009
Jerome Mathis, 2007

ROOKIE, SEASON

2 Jerome Mathis, 2005

GAME

*2 André Davis vs. Jacksonville, 12/30/07 (104 and 97 yards)
1 Jacoby Jones vs. Oakland, 10/4/09 (95)
André Davis vs. Tampa Bay, 12/9/07 (97)
Jerome Mathis vs. Indianapolis, 9/23/07 (94)
Jerome Mathis vs. Kansas City, 11/20/05 (99)
Jerome Mathis vs. Indianapolis, 10/23/05 (89)

* Tied NFL record

GAME, OPPONENT

1 Deji Karim at Indianapolis, 12/30/12 (101 yards)
Joe McKnight at N.Y. Jets, 10/8/12 (100)
David Reed vs. Baltimore, 12/13/10 (103)
Ellis Hobbs at New England, 12/17/06 (93)
Eddie Drummond at Detroit, 9/19/04 (99)
André Davis at Cleveland, 10/20/02 (95)

BLOCKED PUNTS/KICKS

BLOCKED PUNTS

CAREER

2 Bryan Braman, 2011-13
Ramon Walker, 2002-05
1 Alfred Blue, 2014
Antwan Peek, 2003-05
Jimmy McClain, 2002

SEASON

2 Bryan Braman, 2012
1 Ramon Walker, 2005
Antwan Peek, 2004
Ramon Walker, 2003
Jimmy McClain, 2002
Alfred Blue, 2014

GAME

1 Alfred Blue vs. Washington, 9/7/14
Bryan Braman vs. Indianapolis, 12/16/12
Bryan Braman vs. Green Bay, 10/14/12
Ramon Walker at San Francisco, 1/1/06
Antwan Peek at Denver, 11/7/04
Ramon Walker vs. New England, 11/23/03
Jimmy McClain at Washington, 12/22/02

GAME, OPPONENT

1 Demontre Moore at New York Giants, 9/21/14
Randy Starks vs. Tennessee, 11/28/04
Rocky Boiman vs. Tennessee, 12/29/02
Eric Westmoreland at Jacksonville, 10/27/02

BLOCKED PUNT RETURNS

CAREER

1 Alfred Blue, 2014
DeVier Posey, 2012
Bryan Braman, 2012
Jonathan Wells, 2002
Kevin Williams, 2002

SEASON

1 Alfred Blue, 2014
DeVier Posey, 2012
Bryan Braman, 2012
Jonathan Wells, 2002
Kevin Williams, 2002

GAME

1 Alfred Blue vs. Washington, 9/7/14
Bryan Braman vs. Indianapolis, 12/16/12
DeVier Posey vs. Green Bay, 10/14/12
Jonathan Wells at Denver, 11/7/04
Kevin Williams at Washington, 12/22/02

BLOCKED FIELD GOALS

CAREER

3 J.J. Watt 2011-14
1 Jared Crick, 2012-15
Danieal Manning, 2011-14
Bernard Pollard, 2009-10
Dunta Robinson, 2004-09
Eric Brown, 2002-04
Ramon Walker, 2002-04

SEASON

2 J.J. Watt, 2013
1 Jared Crick, 2015
Danieal Manning, 2011
J.J. Watt, 2011
Bernard Pollard, 2010
Dunta Robinson, 2007
Eric Brown, 2003
Ramon Walker, 2003

GAME

1 9 times, last by Jared Crick at Carolina, 9/20/15

GAME, OPPONENT

1 12 times, last by Justin Tuck at Oakland, 9/14/14

BLOCKED PATS

CAREER

1 J.J. Watt, 2011-14
Michael Boulware, 2007
Seth Payne, 2002-06

SEASON

1 J.J. Watt, 2014
Michael Boulware, 2007
Seth Payne, 2006

GAME

1 J.J. Watt vs. Washington, 9/7/14
Michael Boulware at Jacksonville, 10/14/07
Seth Payne at Indianapolis, 9/17/06

GAME, OPPONENT

1 Albert Haynesworth at Tampa Bay, 11/13/11
Robaire Smith at Tennessee, 10/29/06

TOTAL RETURN YARDS

CAREER

3,310 Jacoby Jones, 2007-11 (p- 1,820, k- 1,490)
3,211 J.J. Moses, 2003-04 (p- 553, k- 2,658)
2,743 André Davis, 2007-09 (p- 0, k- 2,743)
2,473 Keshawn Martin, 2012-15 (p- 766, k- 1,707)
2,122 Jerome Mathis, 2005-07 (p- 68, k- 2,054)

SEASON

1,612 J.J. Moses, 2004 (p- 309, k- 1,303)
1,610 Jerome Mathis, 2005 (p- 68, k- 1,542)
1,599 J.J. Moses, 2003 (p- 244, k- 1,355)
1,292 Keshawn Martin, 2013 (p- 345, k- 947)
1,241 Jermaine Lewis, 2002 (p- 280, k- 961)

GAME

266 Jerome Mathis vs. Kansas City, 11/20/05 (p-0, k- 266)
266 Jerome Mathis vs. Indianapolis, 10/23/05 (p-0, k- 266)
238 Keshawn Martin vs. Jacksonville, 11/18/12 (p-76, k- 162)
234 André Davis vs. Jacksonville, 12/30/07 (p-0, k- 234)
233 Jerome Mathis vs. Indianapolis, 9/23/07 (p-0, k- 233)

GAME, OPPONENT

233 David Reed vs. Baltimore, 12/13/10 (p- 0, k-233)
213 Marcus Thigpen vs. Miami, 9/9/12 (p-76, k-137)
199 Doug Gabriel vs. Oakland, 10/3/04 (p- 0, k- 199)

INDIVIDUAL RECORDS

SPECIAL TEAMS TOUCHDOWNS

CAREER

- 4 Jacoby Jones, 2007-11
- 3 André Davis, 2007-09
- Jerome Mathis, 2005-07

SEASON

- 3 André Davis, 2007
- 2 Jerome Mathis, 2005
- Jacoby Jones, 2008

GAME

- *2 André Davis vs. Jacksonville, 12/30/07 (104 yards KR and 97 KR)
- 1 Alfred Blue vs. Washington, 9/7/14 (5 BP)
- Keshawn Martin vs. Oakland, 11/17/13 (87 PR)
- Bryan Braman vs. Indianapolis, 12/16/12 (8 BP)
- Devier Posey vs. Green Bay, 10/14/12 (0 BP)
- Jacoby Jones vs. Indianapolis, 9/11/11 (79 PR)
- Jacoby Jones vs. Oakland, 10/4/09 (95 KR)
- Jacoby Jones vs. Cincinnati, 10/26/08 (73 PR)
- Jacoby Jones vs. Miami, 10/12/08 (70 PR)
- André Davis vs. Tampa Bay, 12/9/07 (97 KR)
- Jerome Mathis vs. Indianapolis, 9/23/07 (94 KR)
- Jerome Mathis vs. Kansas City, 11/20/05 (99 KR)
- Jerome Mathis vs. Indianapolis, 10/23/05 (89 KR)
- Avion Black vs. Baltimore, 12/15/02 (76 PR)

* Tied NFL record

INTERCEPTIONS

INTERCEPTIONS

SEASONS LEADING TEAM

- 2 Dunta Robinson, 2004, 2006 (tied)
- Kareem Jackson, 2012, 2014 (tied)

CAREER

- 13 Dunta Robinson, 2004-08
- 12 Johnathan Joseph, 2011-15
- 11 Kareem Jackson, 2010-15
- Marcus Coleman, 2002-05
- Aaron Glenn, 2002-04
- 8 Brian Cushing, 2009-15
- 7 Jason Allen, 2010-11
- 5 Brice McCain, 2009-13
- Glover Quin, 2009-12
- Jacques Reeves, 2008-09
- Fred Bennett, 2007-09
- DeMarcus Faggins, 2002-08

SEASON

- 7 Marcus Coleman, 2003
- 6 Dunta Robinson, 2004
- 5 Aaron Glenn, 2004
- Aaron Glenn, 2002

SEASON, ROOKIE

- 6 Dunta Robinson, 2004
- 4 Brian Cushing, 2009
- 3 Fred Bennett, 2007
- 2 Kareem Jackson, 2010

GAME

- 3 Glover Quin vs. Tennessee, 11/28/10
- 2 9 times, last by Andre Hal at Jacksonville, 10/18/15

GAME, OPPONENT

- 2 14 times, last by Mike Adams vs. Indianapolis, 10/8/15

CONSECUTIVE GAMES WITH AN INTERCEPTION

- 2 14 times, last by Johnathan Joseph, 11/23/14-11/30/14

INTERCEPTION YARDS

SEASONS LEADING TEAM

- 2 Johnathan Joseph, 2012-13
- 1 11 times, last by A.J. Bouye, 2014

GAINED, CAREER

- 279 Johnathan Joseph, 2011-14
- 221 Aaron Glenn, 2002-04
- 217 Marcus Coleman, 2002-05
- 241 Kareem Jackson, 2010-14
- 162 Dunta Robinson, 2004-09

SEASON

- 181 Aaron Glenn, 2002
- 146 Dunta Robinson, 2004
- 121 Bernard Pollard, 2009
- 120 A.J. Bouye, 2014
- 116 Marcus Coleman, 2004

SEASON, ROOKIE

- 146 Dunta Robinson, 2004
- 47 Fred Bennett, 2007
- 26 Brian Cushing, 2009

GAME

- 135 Aaron Glenn at Pittsburgh, 12/8/02
- 102 Marcus Coleman at Kansas City, 9/28/04
- 95 Marlon McCree vs. Tennessee, 12/21/03

GAME, OPPONENT

- 102 Artrell Hawkins vs. Cincinnati, 11/3/02
- 99 Cortland Finnegan vs. Tennessee, 9/21/08
- 98 Alec Ogletree vs. St. Louis, 10/13/13

LONGEST RETURN

- 102t Marcus Coleman at Kansas City, 9/26/04
- 95t Marlon McCree vs. Tennessee, 12/21/03
- 86 Brice McCain at New York Jets, 10/8/12
- 80t J.J. Watt vs. Buffalo Bills, 9/28/14

LONGEST RETURN, OPPONENT (ALL TDS)

- 102 Artrell Hawkins vs. Cincinnati, 11/3/02
- 99 Cortland Finnegan vs. Tennessee, 9/21/08
- 98 Alec Ogletree vs. St. Louis, 10/13/13
- 91 Darius Butler vs. New England, 1/3/10

INTERCEPTIONS RETURNED FOR TOUCHDOWN

INTERCEPTIONS RETURNED FOR TOUCHDOWNS CAREER

- 2 Aaron Glenn, 2002-04
- 2 Johnathan Joseph, 2011-14
- 1 Andre Hal, 2015
- 1 J.J. Watt, 2011-14
- 1 A.J. Bouye, 2013-14
- 1 Brian Cushing, 2009-2014
- 1 Kareem Jackson, 2010-14
- 1 Kendrick Lewis, 2014
- 1 Danieal Manning, 2011-14
- 1 Brice McCain, 2009-13
- 1 Bernard Pollard, 2009
- 1 Dunta Robinson, 2004-08
- 1 DeMarcus Faggins, 2002-08
- 1 Jacques Reeves, 2008
- 1 Marcus Coleman, 2002-05
- 1 Marlon McCree, 2003-04

SEASON

- 2 Aaron Glenn, 2002
- 1 16 times, last by Andre Hal, 2015

GAME

- 2 Aaron Glenn vs. Pittsburgh, 12/8/02

TACKLES

* ONLY OFFICIAL NFL STATISTICS REFLECTED IN TEXANS RECORDS. THERE ARE SEVERAL SEASONS WHERE COACHES STATISTICS WERE KEPT FOR TACKLES

CAREER

- 636 DeMeco Ryans, 2006-11
- 559 Brian Cushing, 2009-15
- 442 Jamie Sharper, 2002-04
- 396 Dunta Robinson, 2004-09
- 385 Morlon Greenwood, 2005-08

SEASON

- 166 Jamie Sharper, 2003
- 156 DeMeco Ryans, 2006
- 139 Jamie Sharper, 2004
- 137 Jay Foreman, 2002
- Jamie Sharper, 2002

GAME

- 17 Brian Cushing at New York Giants, 9/21/14
- Jamie Sharper at Tampa Bay, 12/14/03
- Jamie Sharper at Cincinnati, 11/9/03
- 16 Jay Foreman vs. New England, 11/23/03
- 15 Bernard Pollard vs. Dallas, 9/26/10
- DeMeco Ryans at Oakland, 12/3/06
- Jay Foreman vs. Indianapolis, 12/28/03
- Jamie Sharper vs. New England, 11/23/03

SOLO TACKLES, CAREER

- 479 DeMeco Ryans, 2006-11
- 367 Brian Cushing, 2009-15
- 332 Dunta Robinson, 2004-09
- 300 Jamie Sharper, 2002-04
- 289 Morlon Greenwood, 2005-08

SOLO TACKLES, SEASON

- 126 DeMeco Ryans, 2006
- 107 Jamie Sharper, 2003
- 101 Jay Foreman, 2003
- Jay Foreman, 2002

SOLO TACKLES, GAME

- 14 DeMeco Ryans at Oakland, 12/3/06
- Jay Foreman vs. New England, 11/23/03
- 13 Glover Quin at Jacksonville, 11/14/10
- Xavier Adibi at Indianapolis, 11/16/08
- DeMeco Ryans at New York Jets, 11/26/06

SACKS

SEASONS LEADING TEAM

- 4 Mario Williams, 2007-10
- 3 J.J. Watt, 2012-14
- 1 6 times, last by Connor Barwin, 2011

CAREER

- 70.5 J.J. Watt, 2011-15
- 53.0 Mario Williams, 2006-11
- 27.0 Antonio Smith, 2009-13
- 23.5 Whitney Mercilus, 2012-15
- 19.0 Connor Barwin, 2009-12

SEASON

- 20.5 J.J. Watt, 2014
- J.J. Watt, 2012
- 14.0 Mario Williams, 2007
- 13.5 J.J. Watt, 2015
- 12.0 Mario Williams, 2008
- 11.5 Connor Barwin, 2011

INDIVIDUAL RECORDS

FUMBLES

FUMBLES

CAREER

- 68 David Carr, 2002-06
- 38 Matt Schaub, 2007-13
- 16 Arian Foster, 2009-15
- 10 Andre Johnson, 2003-14
- Ben Tate, 2011-13
- Steve Slaton, 2008-10
- Domanick Williams#, 2003-05

SEASON

- 21 David Carr, 2002
- 17 David Carr, 2005
- 16 David Carr, 2006
- 10 Matt Schaub, 2008
- David Carr, 2004

GAME

- 3 8 times, last by Sage Rosenfels vs. Indianapolis, 10/5/08

FUMBLES FORCED

CAREER

- 13 J.J. Watt, 2011-15
- 11 Mario Williams, 2006-11
- 8 Brian Cushing, 2009-14
- 7 Antonio Smith, 2009-13
- 6 Dunta Robinson, 2004-09
- DeMeco Ryans, 2006-11
- Jamie Sharper, 2002-04

SEASON

- 4 J.J. Watt, 2014
- J.J. Watt, 2013
- J.J. Watt, 2012
- Bernard Pollard, 2010
- Mario Williams, 2008
- Shantee Orr, 2005

GAME

- 2 Johnathan Joseph at Oakland, 9/14/14
- J.J. Watt at Arizona, 11/10/13
- Brian Cushing at Indianapolis, 12/22/11
- Brian Cushing at Cincinnati, 10/18/09
- Shantee Orr vs. Jacksonville, 12/24/05
- Eric Brown vs. Indianapolis, 12/28/03
- Jamie Sharper at Buffalo, 11/16/03

OWN FUMBLES RECOVERED

CAREER

- 28 David Carr, 2002-06
- 11 Matt Schaub 2007-13
- 6 Chester Pitts, 2002-09
- 4 Ryan Fitzpatrick, 2014
- Duane Brown, 2008-14
- Arian Foster, 2009-14
- Andre Johnson, 2003-14
- Jacoby Jones, 2007-11

SEASON

- 12 David Carr, 2002
- 6 David Carr, 2005
- 5 David Carr, 2006
- 4 Ryan Fitzpatrick, 2014
- Matt Schaub, 2008
- David Carr, 2004

GAME

- 2 Wade Smith at Baltimore, 10/16/11
- David Carr vs. Kansas City, 11/20/05
- David Carr at Detroit, 9/19/04
- David Carr at Washington, 12/22/02
- David Carr at Pittsburgh, 12/8/02

OPPONENTS' FUMBLES RECOVERED

CAREER

- 11 J.J. Watt, 2011-14
- 8 DeMeco Ryans, 2006-10
- 5 Morlon Greenwood, 2005-07
- 4 Tim Dobbins, 2011-13
- C.C. Brown, 2005-08
- Jamie Sharper, 2002-04

SEASON

- 5 J.J. Watt, 2014
- 4 Tim Dobbins, 2012
- 3 DeMeco Ryans, 2008
- DeMeco Ryan, 2007
- C.C. Brown, 2007
- Morlon Greenwood, 2006
- Jamie Sharper, 2002

GAME

- 2 J.J. Watt at Arizona, 11/10/13
- DeMeco Ryans vs. Tennessee, 10/21/07

FUMBLE RETURN YARDS

CAREER RETURN YARDS

- 102 DeMeco Ryans, 2006-11
- 73 Johnathan Joseph, 2010-15
- 68 J.J. Watt, 2011-15
- 66 Antwan Peek, 2003-06
- 60 Charlie Anderson, 2004-07

LONGEST FUMBLE RETURN

- 66 Antwan Peek at Jacksonville, 12/26/04 (TD)
- 60 Charlie Anderson at Chicago, 12/19/04 (TD)
- 58 DeMarcus Faggins at Oakland, 12/3/06 (TD)

FUMBLES RETURNED FOR TOUCHDOWNS

CAREER

- 1 13 times, last by J.J. Watt, 2011-14

SEASON

- 1 13 times, last by J.J. Watt, 2014

GAME

- 1 J.J. Watt, 45 yards vs. Indianapolis, 10/9/14
- Wade Smith, 0 (own) at Baltimore, 10/16/11
- Bernard Pollard, 0 vs. New England, 1/3/10
- Dominique Barber, 48 (own) vs. N.Y. Jets, 9/13/09
- DeMeco Ryans, 26 vs. Tennessee, 10/21/07
- Kevin Walter, 0 at Carolina, 9/16/07
- Mario Williams, 38 vs. Kansas City, 9/9/07
- Anthony Maddox, 47 vs. Cleveland, 12/31/06
- Demarcus Faggins, 58 at Oakland, 12/3/06
- Antwan Peek, 66 at Jacksonville, 12/26/04
- Charlie Anderson, 60 at Chicago, 12/19/04
- Jamie Sharper, 16 vs. Oakland, 10/3/04
- Kenny Wright, 40 at Pittsburgh, 12/8/02

SCORING

SCORING

SEASONS LEADING TEAM

- 8 Kris Brown, 2002-09
- 2 Neil Rackers, 2010-11
- 2 Randy Bullock, 2013-14

CONSECUTIVE SEASONS LEADING TEAM

- 8 Kris Brown, 2002-09
- 2 Neil Rackers, 2010-11
- 2 Randy Bullock, 2013-14

POINTS

CAREER

- 767 Kris Brown, 2002-09
- 410 Arian Foster, 2009-14
- 388 Andre Johnson, 2003-14
- 259 Neil Rackers, 2010-11
- 252 Randy Bullock, 2012-15

SEASON

- 138 Shayne Graham, 2012
- 135 Neil Rackers, 2011
- 130 Randy Bullock, 2014
- 124 Neil Rackers, 2010
- 124 Kris Brown, 2008

POINTS, NO TOUCHDOWNS, SEASON

- 138 Shayne Graham, 2012
- 135 Neil Rackers, 2011
- 130 Randy Bullock, 2014
- 124 Kris Brown, 2008
- 124 Neil Rackers, 2010

POINTS, NO TOUCHDOWNS, CAREER

- 767 Kris Brown, 2002-09
- 259 Neil Rackers, 2010-11
- 253 Randy Bullock, 2013-15

SEASONS, 100 OR MORE POINTS

- 4 Kris Brown, 2005, 2007-09
- 2 Randy Bullock, 2013-14
- Arian Foster, 2010, 2012
- Neil Rackers, 2010-11
- 1 Shayne Graham, 2012

SEASON, ROOKIE

- 60 Steve Slaton, 2008
- 48 Domanick Williams#, 2003
- 30 Owen Daniels, 2006
- 24 Andre Johnson, 2003
- Wali Lundy, 2006

GAME

- 19 Randy Bullock vs. Baltimore, 12/21/14
- 18 Arian Foster at Tennessee, 10/26/14
- Ben Tate vs. New England, 12/1/13
- Andre Johnson vs. Indianapolis, 11/3/13
- Arian Foster at Tennessee, 10/23/11
- Arian Foster vs. Indianapolis, 9/12/10
- Ryan Moats at Buffalo, 11/1/09

GAME, OPPONENT

- 26 Rob Bironas vs. Tennessee, 10/21/07
- 24 Shaun Alexander at Seattle, 10/16/05

CONSECUTIVE GAMES SCORING

- 99 Kris Brown, 12/14/03 – 1/3/10
- 35 Randy Bullock, 9/9/13 – 9/27/15
- 32 Neil Rackers, 9/12/10 – 1/1/12
- 28 Kris Brown, 9/8/02 – 11/30/03
- 16 Shayne Graham, 9/9/12 – 12/30/12
- 11 Arian Foster, 12/18/11 – 11/11/12

INDIVIDUAL RECORDS

SCORING (CONTINUED)

TOUCHDOWNS

SEASONS LEADING TEAM

- 4 Andre Johnson, 2006-07, 2009, 2013
- Arian Foster, 2010-12, 2014
- 3 Domanick Williams#, 2003-05

CONSECUTIVE SEASONS LEADING TEAM

- 3 Arian Foster, 2010-12
- Domanick Williams#, 2003-05
- 2 Andre Johnson, 2006-07

CAREER

- 68 Arian Foster, 2009-15
- 64 Andre Johnson, 2003-14
- 29 Owen Daniels, 2006-13
- 28 Domanick Williams#, 2003-05
- 25 Kevin Walter, 2007-12

SEASON

- 18 Arian Foster, 2010
- 17 Arian Foster, 2012
- 14 Domanick Williams#, 2004
- 13 Arian Foster, 2014
- 12 Arian Foster, 2011
- 10 DeAndre Hopkins, 2015

SEASON, ROOKIE

- 10 Steve Slaton, 2008
- 8 Domanick Williams#, 2003
- 5 Owen Daniels, 2006

GAME

- 3 Arian Foster at Tennessee, 10/26/14
- Ben Tate vs. New England, 12/1/13
- Andre Johnson vs. Indianapolis, 11/3/11
- Arian Foster at Tennessee, 10/23/11
- Arian Foster vs. Indianapolis, 9/12/10
- Ryan Moats at Buffalo, 11/1/09

GAME, OPPONENT

- 4 Shaun Alexander at Seattle, 10/16/05
- 3 11 times, last by Devonta Freeman at Atlanta, 10/4/15

GAME, ROOKIE

- 2 10 times, last by Jaelen Strong vs. Indianapolis, 10/8/15

GAME, OPPONENT, ROOKIE

- 3 Devonta Freeman at Atlanta, 10/4/15

CONSECUTIVE GAMES SCORING TOUCHDOWNS

- 11 Arian Foster, 12/18/11 - 11/11/12
- 9 Domanick Williams#, 11/7/04 - 1/2/05
- 7 Arian Foster, 10/5/14-12/7/14
- 6 Arian Foster, 10/23/11 - 12/4/11
- 5 Arian Foster, 10/17/10 - 11/14/10

POINTS AFTER TOUCHDOWNS

SEASONS LEADING TEAM

- 8 Kris Brown, 2002-09
- 2 Neil Rackers, 2010-11
- 2 Randy Bullock, 2013-14

ATTEMPTED, CAREER

- 253 Kris Brown, 2002-09
- 83 Neil Rackers, 2010-11
- 72 Randy Bullock, 2013-15

ATTEMPTED, SEASON

- 45 Shayne Graham, 2012
- 44 Kris Brown, 2009
- 43 Neil Rackers, 2010
- 40 Randy Bullock, 2014
- Neil Rackers, 2011
- Kris Brown, 2007

ATTEMPTED, GAME

- 6 Randy Bullock vs. Tennessee, 11/30/14
- Kris Brown vs. Jacksonville, 12/30/07

ATTEMPTED, GAME, OPPONENT

- 7 Mike Vanderjagt at Indianapolis, 11/14/04
- 6 Andrew Franks at Miami, 10/25/15
- Matt Bosher at Atlanta, 10/4/15
- Stephen Gostkowski at New England, 12/10/12
- Mason Crosby vs. Green Bay, 10/14/12
- Lawrence Tynes vs. Kansas City, 11/20/05
- Josh Brown at Seattle, 10/16/05
- Morten Anderson vs. Kansas City, 9/21/03

CONSECUTIVE POINTS AFTER TOUCHDOWN, CAREER

- 132 Kris Brown, 11/5/06 - 1/3/10
- 116 Kris Brown, 9/8/02 - 10/29/06
- 69 Neil Rackers, 9/12/10 - 11/6/11
- 66 Randy Bullock, 9/9/13-12/28/14

POINTS AFTER TOUCHDOWN PERCENTAGE, CAREER (250 ATTEMPTS)

- 99.2 Kris Brown, 2002-09 (251-253)

TWO-POINT CONVERSIONS

TWO-POINT CONVERSIONS, CAREER

- 2 Andre Johnson, 2003-14

TWO-POINT CONVERSIONS, SEASON

- 1 15 times, last by Jonathan Grimes, 2015

TWO-POINT CONVERSION, GAME

- 1 15 times, last by Jonathan Grimes, at Buffalo, 12/6/15

TWO-POINT CONVERSION, GAME, OPPONENT

- 2 Lance Moore at New Orleans, 9/25/11

FIELD GOALS

SEASONS LEADING TEAM

- 8 Kris Brown, 2002-09
- 2 Neil Rackers, 2010-11
- 2 Randy Bullock, 2013-14

CONSECUTIVE SEASONS LEADING TEAM

- 8 Kris Brown, 2002-09
- 2 Neil Rackers, 2010-11
- 2 Randy Bullock, 2013-14

ATTEMPTED, CAREER

- 223 Kris Brown, 2002-09
- 76 Randy Bullock, 2013-15
- 68 Neil Rackers, 2010-11

ATTEMPTED, SEASON

- 38 Shayne Graham, 2012
- Neil Rackers, 2011
- 35 Randy Bullock, 2014
- Randy Bullock, 2013
- 34 Kris Brown, 2005
- 33 Kris Brown, 2008

ATTEMPTED, GAME

- 7 Kris Brown at Miami, 9/7/03
- 6 Randy Bullock vs. Baltimore, 12/21/14
- Shayne Graham vs. Indianapolis, 12/16/12

FIELD GOALS, CAREER

- 172 Kris Brown, 2002-09
- 61 Randy Bullock, 2013-15
- 59 Neil Rackers, 2010-11

FIELD GOALS, SEASON

- 32 Neil Rackers, 2011
- 31 Shayne Graham, 2012
- 30 Randy Bullock, 2014
- 29 Kris Brown, 2008
- 27 Neil Rackers, 2010

FIELD GOALS, GAME

- 6 Randy Bullock vs. Baltimore, 12/21/14
- 5 Shayne Graham vs. Indianapolis, 12/16/12
- Kris Brown vs. Miami, 10/7/07
- Kris Brown at Baltimore, 12/4/05
- Kris Brown at Miami, 9/7/03

FIELD GOALS, GAME, OPPONENT

- *8 Rob Bironas vs. Tennessee, 10/21/07
- 5 Billy Cundiff at Baltimore, 10/16/11
- Rian Lindell at Buffalo, 9/11/05
- Phil Dawson vs. Cleveland, 1/2/05

CONSECUTIVE GAMES SCORING FIELD GOALS

- 19 Randy Bullock - 9/22/13 - 10/5/14
- 15 Neil Rackers, 11/1/10 - 10/9/11
- 10 Kris Brown, 11/13/05 - 9/17/06
- 9 Kris Brown, 10/25/09 - 12/27/09
- Kris Brown, 9/8/02 - 11/10/02

CONSECUTIVE FIELD GOALS MADE

- 18 Neil Rackers, 12/13/10 - 10/2/11
- 16 Randy Bullock, 9/22/13 - 9/14/14
- 15 Kris Brown, 12/3/06 - 9/30/07
- Kris Brown, 9/7/08 - 11/23/08
- 13 Shayne Graham, 9/9/12 - 10/21/12
- Neil Rackers, 10/3/10 - 12/2/10

LONGEST FIELD GOAL

- 57 Neil Rackers at Denver, 12/26/10
- Kris Brown vs. Miami, 10/7/07
- 56 Kris Brown at Indianapolis, 11/8/09
- 55 Randy Bullock vs. Buffalo, 9/28/14

LONGEST FIELD GOAL, OPPONENT

- 58 Kyle Brindza vs. Tampa Bay, 9/27/15
- 57 Kai Forbath vs. New Orleans 11/29/15
- 56 Blair Walsh vs. Minnesota, 12/23/12

FIELD GOAL PERCENTAGE, CAREER (100 ATTEMPTS)

- 77.1 Kris Brown, 2002-09

FIELD GOAL PERCENTAGE, SEASON

- 90.0 Neil Rackers, 2010
- 87.9 Kris Brown, 2008
- 86.2 Kris Brown, 2007
- 85.7 Randy Bullock, 2014
- 84.2 Neil Rackers, 2011

MOST FIELD GOALS, NO MISSES, GAME

- 6 Randy Bullock vs. Baltimore, 12/21/14
- 5 Kris Brown vs. Miami, 10/7/07
- Kris Brown at Baltimore, 12/4/05
- 4 Neil Rackers at New Orleans, 9/25/11
- Kris Brown vs. Tennessee, 10/9/05

MOST FIELD GOALS, NO MISSES, GAME, OPPONENT

- 8 Rob Bironas vs. Tennessee, 10/21/07
- 5 Rian Lindell at Buffalo, 9/11/05
- Phil Dawson vs. Cleveland, 1/2/05

MOST FIELD GOALS, 50 OR MORE YARDS, CAREER

- 14 Kris Brown, 2002-09
- 7 Neil Rackers, 2010-11
- 5 Randy Bullock, 2013-14

MOST FIELD GOALS, 50 OR MORE YARDS, SEASON

- 5 Kris Brown, 2007
- 4 Randy Bullock, 2014
- Shayne Graham, 2012
- Neil Rackers, 2011
- 3 Neil Rackers, 2010

MOST FIELD GOALS, 50 OR MORE YARDS, GAME

- *3 Kris Brown vs. Miami, 10/7/07
- 2 Neil Rackers at Denver, 12/26/10
- 2 Randy Bullock vs. Buffalo, 9/28/14

*NFL record

INDIVIDUAL RECORDS

SCORING (CONTINUED)

SAFETIES

CAREER

- 1 J.J. Watt, 2011-14
- Joe Mays, 2013
- Connor Barwin, 2009-12
- Zac Diles, 2007-10, 2014
- Brian Cushing, 2009-13
- Seth Payne, 2002-06
- Jimmy McClain, 2002

SEASON

- 1 J.J. Watt, 2014
- Joe Mays, 2013
- Connor Barwin, 2012
- Brian Cushing, 2009
- Seth Payne, 2002
- Jimmy McClain, 2002

GAME

- 1 J.J. Watt vs. Jacksonville, 12/28/14
- Joe Mays vs. Tennessee, 9/15/13
- Connor Barwin vs. Baltimore, 10/21/12
- Zac Diles at Jacksonville, 12/6/09
- Brian Cushing vs. Oakland, 10/4/09
- Jimmy McClain vs. Baltimore, 12/15/02
- Seth Payne vs. Dallas, 9/2/02

GAME, OPPONENT

- 1 Geno Atkins vs. Cincinnati, 11/23/14
- Cory Redding at Indianapolis, 12/15/13
- Elvis Dumervil at Denver, 9/23/12

SERVICE

SEASONS

- 12 Andre Johnson, 2003-14
- 8 Duane Brown, 2008-15
- 8 Owen Daniels, 2006-13
- 8 Chester Pitts, 2002-09
- 8 Kris Brown, 2002-09
- 7 Kevin Walter, 2006-12
- 7 Matt Schaub, 2007-13
- 7 Chris Myers, 2007-14

GAMES PLAYED

- 169 Andre Johnson, 2003-14
- 128 Kris Brown, 2002-09
- 116 Duane Brown, 2008-15
- 114 Chester Pitts, 2002-09
- 112 Chris Myers, 2008-14
- 109 Kevin Walter, 2006-12

CONSECUTIVE GAMES PLAYED

- 128 Kris Brown, 2002-09
- 114 Chester Pitts, 2002-09
- 112 Chris Myers, 2008-14
- 91 Eric Winston, 2006-11
- 83 Steve McKinney, 2002-07

STARTS

- 169 Andre Johnson, 2003-14
- 116 Duane Brown, 2008-15
- 114 Chester Pitts, 2002-09
- 112 Chris Myers, 2008-14
- 96 Owen Daniels, 2006-13

CONSECUTIVE STARTS

- 114 Chester Pitts, 2002-09
- 112 Chris Myers, 2008-14
- 86 Eric Winston, 2006-11
- 77 Mario Williams, 2006-10
- 73 DeMeco Ryans, 2006-10

TEAM RECORDS

WIN-LOSS RECORDS

WIN-LOSS RECORDS

Year	W	L	T	Pct.
2002	4	12	0	.250
2003	5	11	0	.313
2004	7	9	0	.438
2005	2	14	0	.125
2006	6	10	0	.375
2007	8	8	0	.500
2008	8	8	0	.500
2009	9	7	0	.563
2010	6	10	0	.375
2011	10	6	0	.625
2012	12	4	0	.750
2013	2	14	0	.125
2014	9	7	0	.563
2015	6	6	0	.545
Totals	94	126	0	.427

HOME

Year	W	L	T	Pct.
2002	2	6	0	.250
2003	3	5	0	.375
2004	3	5	0	.375
2005	2	6	0	.250
2006	4	4	0	.500
2007	6	2	0	.750
2008	6	2	0	.750
2009	4	4	0	.500
2010	4	4	0	.500
2011	5	3	0	.625
2012	6	2	0	.750
2013	1	7	0	.125
2014	5	3	0	.625
2015	4	2	0	.667
Totals	55	55	0	.500

ROAD

Year	W	L	T	Pct.
2002	2	6	0	.250
2003	2	6	0	.250
2004	4	4	0	.500
2005	0	8	0	.000
2006	2	6	0	.250
2007	2	6	0	.250
2008	2	6	0	.250
2009	5	3	0	.625
2010	2	6	0	.250
2011	5	3	0	.625
2012	6	2	0	.750
2013	1	7	0	.125
2014	4	4	0	.500
2015	2	4	0	.400
Totals	39	71	0	.355

GAMES WON

CONSECUTIVE GAMES WON

7 10/23/11 - 12/11/11
 6 10/21/12 - 12/2/12
 12/13/09 - 9/19/10 (over two seasons)
 5 9/9/12 - 10/8/12
 4 11/1/15 - 11/29/15 (current)
 11/23/08 - 12/14/08
 12/24/06 - 9/16/07 (over two seasons)

GAMES WON, SEASON

12 2012
 10 2011
 9 2009, 2014
 8 2007, 2008

CONSECUTIVE GAMES WON, SINGLE SEASON

7 10/23/11 - 12/11/11
 6 10/21/12 - 12/2/12
 5 9/9/12 - 10/8/12
 4 11/1/15 - 11/29/15 (current)
 12/13/09 - 1/3/10
 11/23/08 - 12/14/08

CONSECUTIVE GAMES WON, START OF SEASON

5 2012
 2 2007, 2010, 2011, 2013, 2014

CONSECUTIVE GAMES WON, END OF SEASON

4 2009
 2 2006, 2014

CONSECUTIVE HOME GAMES WON

4 10/21/12-12/16/12
 11/18/07 - 12/30/07

CONSECUTIVE ROAD GAMES WON

6 9/16/12 - 12/2/12
 4 12/20/09 - 10/3/10
 10/23/11 - 12/11/11
 3 10/26/14 - 12/7/14

SHUTOUT GAMES WON, SEASON

1 2010: 20-0 vs. Tennessee, 11/28/10
 2004: 21-0 at Jacksonville, 12/26/04

WIN-LOSS RECORDS

CONSECUTIVE GAMES LOST

14 9/22/13 - 12/29/13
 7 1/2/05 - 10/23/05
 6 11/6/05 - 12/11/05
 12/7/03 - 9/19/04
 12/24/05 - 9/26/06
 9/15/02 - 10/20/02

GAMES LOST, SEASON

14 2013
 2005
 12 2002
 11 2003

CONSECUTIVE GAMES LOST, SEASON

14 9/22/13 - 12/29/13
 6 11/6/05 - 12/11/05
 9/11/05 - 10/23/05
 9/15/02 - 10/20/02

CONSECUTIVE GAMES LOST, START OF SEASON

6 2005
 4 2008
 2 2004, 2006, 2015

CONSECUTIVE GAMES LOST, END OF SEASON

14 2013
 4 2003
 3 2002, 2011

CONSECUTIVE HOME GAMES LOST

7 9/22/13 - 12/1/13
 5 12/24/04 - 10/23/05
 4 9/22/02 - 11/17/02

CONSECUTIVE ROAD GAMES LOST

12 9/11/05 - 11/5/06
 7 9/22/13 - 12/29/13
 6 11/1/10 - 12/26/10

SHUTOUT GAMES LOST, SEASON

1 2003: 27-0 at Jacksonville, 12/7/03

SCORING

TOUCHDOWNS

MOST, SEASON

46 2012
 2009
 44 2010
 43 2007
 41 2011

FEWEST, SEASON

22 2002
 26 2005
 28 2013
 29 2003
 30 2006

MOST, GAME

6 vs. Tennessee, 11/30/14
 vs. Jacksonville, 12/30/07
 5 9 times, last vs. Jacksonville (OT), 11/18/12

MOST ALLOWED, SEASON

52 2010
 50 2005
 48 2013
 45 2008
 43 2007

MOST ALLOWED, GAME

7 2x, last: at Atlanta, 10/4/15
 6 6 times, last at Miami, 10/25/15

FEWEST ALLOWED, SEASON

27 2011
 36 2014
 38 2012
 39 2009
 39 2004

FEWEST ALLOWED, GAME

0 16 times, last vs. New Orleans, 11/29/15

POINTS SCORED

MOST SCORED, SEASON

416 2012
 390 2010
 388 2009
 381 2011
 379 2007

MOST SCORED, GAME

45 vs. Tennessee, 11/30/14
 43 vs. Jacksonville (OT), 11/18/12
 vs. Baltimore, 10/21/12
 42 vs. Jacksonville, 12/30/07
 41 at Tennessee, 10/23/11

FEWEST POINTS SCORED, SEASON

213 2002
 255 2003
 260 2005
 267 2006
 276 2013

FEWEST POINTS SCORED, GAME

0 at Jacksonville, 12/7/03
 3 7 times, last at Indianapolis, 12/15/13

MOST POINTS SCORED, SEASON, OPPONENT

431 2005
 428 2013
 427 2010
 394 2008
 384 2007

TEAM RECORDS

SCORING (CONTINUED)

MOST POINTS SCORED, GAME, OPPONENT

- 49 at Indianapolis, 11/14/04
- 48 at Atlanta, 10/4/15
- 45 vs. Kansas City, 11/20/05
- 44 at Miami, 10/25/15
- 43 at Indianapolis, 9/17/06

FEWEST POINTS SCORED, SEASON, OPPONENT

- 278 2011
- 307 2014
- 331 2012
- 333 2009
- 339 2004

FEWEST POINTS SCORED, GAME, OPPONENT

- 0 vs. Tennessee, 11/28/10
- 0 at Jacksonville, 12/26/04
- 3 vs. Kansas City, 9/9/07
- 5 at Chicago, 12/19/04
- 6 11 times, last vs. New Orleans, 11/29/15

MOST POINTS, SHUTOUT VICTORY, GAME

- 21 at Jacksonville, 12/26/04
- 20 vs. Tennessee, 11/28/10

FEWEST POINTS, SHUTOUT VICTORY, GAME

- 20 vs. Tennessee, 11/28/10
- 21 at Jacksonville, 12/26/04

MOST POINTS, GAME, BOTH TEAMS

- 80 Texans 43 vs. Jacksonville, 37 (OT), 11/18/12
- 74 Texans 36 vs. Tennessee 38, 10/21/07
- 73 Texans 33 at New Orleans 40, 9/25/11
- 70 Texans 42 vs. Jacksonville 28, 12/30/07
- Texans 26 at Miami 44, 10/25/15
- 69 Texans 21 at Atlanta 48, 10/4/15

FEWEST POINTS, GAME, BOTH TEAMS

- 16 Texans 10 at Cincinnati 6, 11/16/15
- Texans 3 vs. Tennessee 13, 12/29/02
- 19 Texans 13 at Chicago 6, 11/11/12
- Texans 6 vs. Jacksonville 13, 11/24/13
- Texans 3, at Tampa Bay 16, 12/14/03
- 20 Texans 20 vs. Tennessee 0, 11/28/10
- Texans 14 vs. Cleveland 6, 12/31/06

MOST POINTS IN FIRST QUARTER

- 17 vs. Indianapolis, 9/11/11
- vs. Seattle, 12/13/09
- 14 12 times, last vs. New Orleans, 11/29/15

MOST POINTS IN SECOND QUARTER

- 24 vs. Arizona, 12/18/05
- vs. Miami, 9/9/12
- 21 vs. Jacksonville, 12/30/07
- 20 vs. Seattle, 9/29/13
- vs. Baltimore, 10/21/12

MOST POINTS IN THIRD QUARTER

- 14 13 times, last vs. New York Jets, 11/22/15

MOST POINTS IN FOURTH QUARTER

- 29 vs. Tennessee, 10/21/07
- 22 at Buffalo, 11/1/09
- 21 at Jacksonville, 10/18/15
- at Atlanta, 10/4/15
- vs. Kansas City, 10/17/10
- vs. New England, 1/3/10
- at Indianapolis, 9/17/06
- vs. Minnesota, 10/10/04

MOST POINTS IN FIRST QUARTER, OPPONENT

- 24 vs. Indianapolis, 10/9/14
- 21 at Tennessee, 12/19/10
- at Miami, 10/25/15
- 17 at New England, 12/17/06

MOST POINTS IN SECOND QUARTER, OPPONENT

- 24 at Pittsburgh, 10/20/14
- 21 at Atlanta, 10/4/15
- at Indianapolis, 12/23/07
- at San Diego, 10/28/07
- vs. Kansas City, 11/20/05

MOST POINTS IN THIRD QUARTER, OPPONENT

- 21 vs. St. Louis, 10/13/13
- at Indianapolis, 11/14/04
- 17 at Cleveland, 10/20/02

MOST POINTS IN FOURTH QUARTER, OPPONENT

- 23 at New Orleans, 9/25/11
- 22 vs. Baltimore, 11/9/08
- 21 5 times, last vs. Denver, 12/23/13

MOST POINTS IN FIRST QUARTER, BOTH TEAMS

- 24 Texans 0, vs. Colts 24, 10/9/14
- Texans 10, vs. San Diego 14, 11/7/10
- 21 7 times, last: Texans 0, at Miami 21, 10/25/15

MOST POINTS IN SECOND QUARTER, BOTH TEAMS

- 31 Texans 24, vs. Arizona 7, 12/18/05
- 30 Texans 6, at Pittsburgh 24, 11/20/14
- 28 5 times, last Texans 14, at Detroit 14, 11/22/12

MOST POINTS IN THIRD QUARTER, BOTH TEAMS

- 28 Texans 7, at Indianapolis 21, 11/14/04
- 27 Texans 10, at Cleveland 17 10/20/02
- 21 8 times, last Texans 14, vs. New York Jets 7, 11/22/15

MOST POINTS IN FOURTH QUARTER, BOTH TEAMS

- 37 Texans 14, at New Orleans 23, 9/25/11
- 35 Texans 29, vs. Tennessee 6, 10/21/07
- 34 Texans 13, at Indianapolis 21, 9/17/06
- 30 Texans 20, at New York Jets 10, 11/21/10
- 29 Texans 8, at Jacksonville 21, 10/14/07

CONSECUTIVE GAMES SCORING A TOUCHDOWN

- 105 10/22/06 through 12/16/12
- 30 12/22/13 through 12/06/15 (current)
- 29 12/21/03 through 11/27/05
- 12 9/7/03 through 11/30/03

CONSECUTIVE GAMES SCORING

- 191 12/14/03 – 12/06/15 (current)
- 28 9/8/02 – 11/30/03

CONSECUTIVE QUARTERS HELD SCORELESS

- 7 4th quarter vs. Atlanta, 11/30/03, through 2nd quarter at Tampa Bay, 12/14/03
- 4 3 times, last 3rd quarter at Buffalo, 9/11/05 through 2nd quarter vs. Pittsburgh, 9/18/05

CONSECUTIVE QUARTERS HELD SCORELESS, OPPONENTS

- 5 2nd quarter vs. Washington, 9/7/14, through 4th quarter at Oakland, 9/14/14
- 5 3rd quarter vs. Jacksonville, 1/2/11, through 3rd quarter vs. Indianapolis, 9/11/11
- 4 4 times, last 1st quarter through 4th quarter vs. Tennessee, 11/28/10

CONSECUTIVE QUARTERS HELD WITHOUT A TOUCHDOWN, OPPONENTS

- 13 vs. Indianapolis, 12/12/04, through vs. Cleveland, 1/2/05
- 12 at Miami, 10/25/15 through vs. New York Jets, 11/22/15
- 9 vs. Baltimore, 10/21/12 through at Chicago, 11/11/12
- 8 vs. Seattle, 9/29/13 through vs. St. Louis, 10/13/13
- 8 vs. Cleveland, 12/31/06, through vs. Kansas City, 9/9/07

MOST POINTS BY HALF

FIRST HALF

- 34 vs. Indianapolis, 9/11/11
- 29 vs. Baltimore, 10/21/12
- 27 at Miami, 12/27/09
- 24 7 times, last vs. Tennessee, 11/30/14

SECOND HALF

- 29 vs. Tennessee, 10/21/07
- 28 vs. Kansas City, 10/17/10
- vs. Minnesota, 10/10/04
- 26 at Miami, 10/25/15
- 25 at Buffalo, 11/1/09
- 24 vs. Tennessee, 9/30/12

MOST POINTS BY HALF, OPPONENT FIRST HALF

- 41 at Miami, 10/25/15
- 35 at San Diego, 10/28/07
- 31 vs. Kansas City, 11/20/05
- 28 at Atlanta, 10/4/15
- 27 vs. Kansas City, 9/13/15
- vs. Indianapolis, 10/9/14
- at New England, 12/17/06

SECOND HALF

- 31 at Dallas, 10/15/06
- 30 at New Orleans, 9/25/11
- 29 vs. Baltimore, 11/9/08
- 28 4 times, last vs. Indianapolis, 11/29/09

MOST POINTS BY HALF, BOTH TEAMS FIRST HALF

- 48 Texans 24, at Tennessee 24, 9/20/09
- 41 Texans 0, at Miami 41, 10/25/15
- 41 Texans 14, vs. Indianapolis 27, 10/9/14
- 38 Texans 21, vs. Jacksonville 17, 9/27/09
- Texans 3, at San Diego 35, 10/28/07
- Texans 7, vs. Kansas City 31, 11/20/05

SECOND HALF

- 47 Texans 17 at New Orleans 30, 9/25/11
- 45 Texans 28 vs. Kansas City 17, 10/17/10
- 45 Texans 29 vs. Tennessee 16, 10/21/07
- 44 Texans 21 at Indianapolis 23, 9/17/06

EXTRA POINTS

SEASON

- 45 2012
- 43 2010
- 2009
- 40 2014
- 2007

GAME

- 6 vs. Tennessee, 11/30/14
- vs. Jacksonville, 12/30/07
- 5 5 times, last vs. Baltimore, 10/21/12

SEASON, OPPONENT

- 50 2010
- 47 2005
- 46 2013
- 43 2008
- 42 2007

GAME, OPPONENT

- 7 at Indianapolis, 11/14/04
- 6 6 times, last at Atlanta, 10/4/15

TWO-POINT CONVERSIONS

SEASON

- 3 2007
- 2 2015
- 2006
- 2002

GAME

- 1 15 times, last at Buffalo, 12/06/15

TEAM RECORDS

SCORING (CONTINUED)

DEFENSIVE TOUCHDOWNS

SEASON

5 2014
2004
4 2012
3 2009
2002

GAME

2 vs. Tennessee, 9/30/12
at Pittsburgh, 12/8/02

SCORING MARGIN

MARGIN OF VICTORY

34 at Tennessee, 10/23/11
30 vs. Baltimore, 10/21/12
29 vs. Cincinnati, 10/26/08
28 at Tampa Bay, 11/13/11
27 vs. Indianapolis, 9/11/11
vs. Seattle, 12/13/09

MARGIN OF DEFEAT

35 at Indianapolis, 11/14/04
vs. Cincinnati, 11/03/02
33 at New England, 12/17/06
32 at Seattle, 10/16/05
31 at San Francisco, 10/6/13

COMEBACK VICTORIES (POINTS BEHIND)

21 at San Diego, 9/9/13, 31-28 final
18 vs. Tennessee, 11/28/04, 31-21 final
17 at Washington, 9/19/10, 30-27 final (OT)
14 4 times, last vs. Jacksonville, 11/18/12, 43-37 final (OT)

LARGEST DEFICIT OVERCOME

25 vs. Tennessee, 10/21/07, down 32-7, 36-38 final
21 at San Diego, 9/9/13, down 28-7, 31-28 final
vs. Baltimore, 12/13/10, down 21-0 and 28-7, 28-34 final (OT)
at Arizona, 10/11/09, down 21-0, 21-28 final
vs. Minnesota, 10/10/04, down 21-0, 28-34 final (OT)
vs. Tennessee, 11/28/04, down 21-3, 31-21 final

LARGEST LEAD BEFORE OPPONENT SCORES

34 vs. Indianapolis, 9/11/11
27 at Oakland, 9/14/14
at Tennessee, 10/23/11
24 vs. Tennessee, 11/30/14
vs. Seattle, 12/13/09

SCORING DRIVES

LONGEST SCORING DRIVE (YARDS)

99 vs. Baltimore, 12/13/10, 15 plays, TD
at Jacksonville, 10/18/15, 16 plays, TD
98 at Tennessee, 10/26/14, 11 plays, TD
vs. Tennessee, 10/21/07, 7 plays, TD
at Tennessee, 10/12/03, 2 plays, TD
97 at Denver, 9/23/12, 14 plays, TD
at Detroit, 11/22/12, 15 plays, TD

LONGEST SCORING DRIVE (PLAYS)

19 vs. Pittsburgh, 10/2/11, 95 yards, TD
vs. Atlanta, 12/4/11, 85 yards, TD
18 at New York Giants, 11/5/06, 80 yards, TD
17 at Jacksonville, 9/6/12, 80 yards, TD
16 12 times, last vs. New York Jets, 11/22/15, 88 yds, FG

LONGEST SCORING DRIVE (TIME)

10:55 vs. Pittsburgh, 10/2/11, 19 plays, 95 yards, TD
10:41 vs. Atlanta, 12/4/11, 19 plays, 85 yards, TD
10:26 vs. Kansas City, 9/9/07, 15 plays, 65 yards, FG
10:08 vs. Detroit, 10/19/08, 15 plays, 79 yards, TD
9:29 vs. Indianapolis, 12/24/06, 15 plays, 51 yards, FG

SHORTEST SCORING DRIVE (YARDS)

-12 at Tennessee, 9/21/08, 4 plays, FG
-10 vs. Miami, 9/9/12, 4 plays, FG
-5 at Pittsburgh, 12/8/02, 4 plays, FG
-4 at Pittsburgh, 9/7/08, 4 plays, FG
-3 at Oakland, 12/3/06, 4 plays, FG
-1 at Jacksonville, 11/27/11, 4 plays, FG
vs. Jacksonville, 9/28/03, 4 plays, FG

SHORTEST SCORING DRIVE (PLAYS)

1 15 times, last vs. Tennessee, 11/30/14, 70 yards, TD

SHORTEST SCORING DRIVE (TIME)

0:02 vs. Cleveland, 11/6/11, 1 play, 0 yards, FG
0:04 vs. San Diego, 11/7/10, 1 play, 8 yards, TD
vs. Jacksonville, 12/1/08, 1 play, 7 yards, TD
at Denver, 11/7/04, 1 play, 1 yard, TD
0:07 vs. Jacksonville, 12/1/08 1 play, 40 yards, TD
0:09 at New York Jets, 11/21/10, 1 play, 43 yards, TD

TOTAL OFFENSE

MOST NET YARDS GAINED, SEASON

6,186 2010
6,129 2009
6,113 2008
5,954 2011
5,953 2012

MOST NET YARDS GAINED, GAME

653 vs. Jacksonville (OT), 11/18/12
549 at Green Bay, 12/7/08
526 at Washington (OT), 9/19/10
518 at Tennessee, 10/23/11
501 at Detroit (OT), 11/22/12

FEWEST NET YARDS GAINED, SEASON

3,572 2002
4,053 2005
4,306 2003
4,465 2006
5,128 2004

FEWEST NET YARDS GAINED, GAME

47 at Pittsburgh, 12/8/02
107 at Tampa Bay, 12/14/03
118 at San Diego, 9/15/02
120 at Buffalo, 9/11/05
124 at Oakland, 12/3/06
at Jacksonville, 12/7/03

MOST NET YARDS ALLOWED, SEASON

6,082 2003
6,031 2010
5,824 2005
5,571 2014
5,507 2007

MOST NET YARDS ALLOWED, GAME

535 at Tennessee, 10/12/03
525 at Detroit (OT), 11/22/12
515 at Indianapolis, 9/17/06
511 vs. Denver, 12/22/13
510 vs. Minnesota (OT), 10/10/04

FEWEST NET YARDS ALLOWED, SEASON

4,571 2011
5,081 2013
5,172 2012
5,198 2009
5,230 2002

FEWEST NET YARDS ALLOWED, GAME

117 at Jacksonville, 9/16/12
126 at Jacksonville, 12/26/04
148 at Tennessee, 10/23/11
162 vs. Tennessee, 11/28/10
165 vs. Oakland, 10/4/09

MOST NET YARDS GAINED, SEASON, BOTH TEAMS

12,217 2010
11,498 2008
11,327 2009
11,125 2012
11,084 2014

MOST NET YARDS GAINED, GAME, BOTH TEAMS

1,098 Texans 640, vs. Jacksonville 458 (OT), 11/18/12
1,026 Texans 501, at Detroit 525 (OT), 11/22/12
993 Texans 458, at Tennessee 535, 10/12/03
947 Texans 526, at Washington 421 (OT), 9/19/10
937 Texans 549, at Green Bay 388, 12/7/08

FEWEST NET YARDS GAINED, SEASON, BOTH TEAMS

8,802 2002
9,865 2006
9,877 2005
10,388 2003
10,525 2011

FEWEST NET YARDS GAINED, GAME, BOTH TEAMS

385 Texans 118 at San Diego 267, 9/15/02
426 Texans 124 at Oakland 302, 12/3/06
428 Texans 198 at New England 230, 12/17/06
436 Texans 120 at Buffalo 316, 9/11/05
443 Texans 165 at Indianapolis 278, 12/1/02

MOST NET YARDS GAINED, FIRST HALF

364 vs. Seattle, 12/13/09
324 vs. Seattle, 9/29/13
306 at Miami, 12/27/09
303 at Tennessee, 10/23/11
301 at New Orleans, 9/25/11

MOST NET YARDS GAINED, SECOND HALF

328 at New York Giants, 9/21/14
309 vs. Tennessee, 10/21/07
306 vs. Kansas City, 10/17/10
301 vs. Baltimore, 12/13/10
298 at Atlanta, 10/4/15

FEWEST NET YARDS GAINED, FIRST HALF

21 at Pittsburgh, 12/8/02
24 vs. Tennessee, 10/21/07
46 at Tampa Bay, 12/14/03
47 at San Diego, 9/15/02
53 at Oakland, 12/3/06

FEWEST NET YARDS GAINED, SECOND HALF

-4 vs. Indianapolis, 10/23/05
26 at Pittsburgh, 12/8/02
41 at Arizona, 11/10/13
47 Twice, last at Jacksonville, 11/27/11
54 at Chicago, 11/11/12

MOST NET YARDS ALLOWED, FIRST HALF

392 at Miami, 10/25/15
355 vs. Denver, 12/22/13
299 vs. Washington, 9/24/06
297 at Arizona, 10/11/09
292 at Indianapolis, 12/23/07

MOST NET YARDS ALLOWED, SECOND HALF

307 vs. New England, 12/1/13
302 at Indianapolis, 11/16/05
295 vs. New England, 11/23/03
291 at Jacksonville, 11/14/10
290 at Denver, 12/26/10

FEWEST NET YARDS ALLOWED, FIRST HALF

31 vs. Baltimore, 12/21/14
43 at Jacksonville, 9/16/12
50 vs. San Francisco, 10/25/09
54 vs. Tennessee, 11/28/10
57 vs. New York Jets, 11/22/15

TEAM RECORDS

TOTAL OFFENSE (CONTINUED)

FEWEST NET YARDS ALLOWED, SECOND HALF

41 at San Diego, 10/28/07
43 at Arizona, 10/11/09
46 vs. Oakland, 10/4/09
61 vs. Jacksonville, 10/30/11
65 at Jacksonville, 12/7/14
at Tampa Bay, 11/13/11

MOST NET YARDS GAINED, FIRST QUARTER

185 at New Orleans, 9/25/11
184 at Tampa Bay, 11/13/11
178 vs. Indianapolis, 11/3/13
174 vs. Seattle, 12/13/09
161 vs. Baltimore, 12/21/14
at Oakland, 10/3/10

MOST NET YARDS GAINED, SECOND QUARTER

207 at Tennessee, 10/23/11
190 vs. Seattle, 12/13/09
183 vs. Seattle, 9/29/13
179 at Miami, 12/27/09
174 vs. Buffalo, 10/13/02

MOST NET YARDS GAINED, THIRD QUARTER

190 at Indianapolis, 12/30/12
183 at Oakland, 10/3/10
178 at New York Giants, 9/21/14
175 vs. Carolina, 12/18/11
170 at Jacksonville, 11/14/10

MOST NET YARDS GAINED, FOURTH QUARTER

257 at Atlanta, 10/4/15
253 vs. Tennessee, 10/21/07
203 vs. Jacksonville, 11/18/12
196 at Arizona, 10/11/09
194 vs. Baltimore, 12/13/10

FEWEST NET YARDS GAINED, FIRST QUARTER

-5 at Indianapolis, 11/14/04
-3 at Buffalo, 9/11/05
0 at Miami, 10/25/15
2 vs. Indianapolis, 10/9/14
4 vs. Jacksonville, 11/24/13
at Pittsburgh, 12/8/02

FEWEST NET YARDS GAINED, SECOND QUARTER

4 at San Francisco, 1/1/06
6 at San Diego, 9/15/02
9 vs. New England, 11/23/03
10 at Indianapolis, 12/22/11
11 at Oakland, 12/3/06

FEWEST NET YARDS GAINED, THIRD QUARTER

0 at Arizona, 11/10/13
2 vs. Pittsburgh, 10/2/11
5 at Indianapolis, 9/17/06
7 at Kansas City, 9/26/04
10 vs. Philadelphia, 9/10/06

FEWEST NET YARDS GAINED, FOURTH QUARTER

-17 vs. Indianapolis, 10/23/05
-9 at Cincinnati, 11/9/03
-1 at Kansas City, 10/20/13
4 at Jacksonville Jaguars, 11/27/11
8 vs. Arizona, 12/18/05
at Pittsburgh, 12/8/02

MOST NET YARDS ALLOWED, FIRST QUARTER

220 vs. Buffalo, 11/19/06
219 at Miami, 10/25/15
218 vs. Indianapolis, 10/9/14
191 at Indianapolis, 11/8/09
171 vs. Pittsburgh, 9/18/05
170 vs. Denver, 12/22/13

MOST NET YARDS ALLOWED, SECOND QUARTER

193 vs. Philadelphia, 9/10/06
185 vs. Denver, 12/22/13
177 vs. Tennessee, 12/21/03
173 at Miami, 10/25/15
171 at Oakland, 9/14/14
170 at Jacksonville, 12/6/09

MOST NET YARDS ALLOWED, THIRD QUARTER

224 at Indianapolis, 11/16/08
213 vs. Oakland, 11/17/13
197 vs. New England, 12/1/13
177 at Baltimore, 10/16/11
170 at Denver, 12/26/10

MOST NET YARDS ALLOWED, FOURTH QUARTER

224 vs. Indianapolis, 9/12/10
213 at Jacksonville, 11/14/10
210 vs. Green Bay, 11/21/04
185 at New Orleans, 9/25/11
176 at Carolina, 9/16/07

FEWEST NET YARDS ALLOWED, FIRST QUARTER

-9 vs. New York Jets, 9/13/03
-1 at Jacksonville, 12/26/04
1 vs. San Francisco, 10/25/09
3 at Oakland, 9/14/14
4 vs. Detroit, 10/18/08

FEWEST NET YARDS ALLOWED, SECOND QUARTER

-2 vs. Indianapolis, 11/3/13
0 at Jacksonville, 9/16/12
11 at Carolina, 9/16/07
17 vs. Tennessee, 11/1/15
17 at New Orleans, 9/14/03

FEWEST NET YARDS ALLOWED, THIRD QUARTER

-5 vs. Miami, 9/9/12
1 at Tampa Bay, 11/13/11
4 vs. Tennessee, 9/15/13
at Indianapolis, 12/30/12
6 at Cincinnati, 10/18/09

FEWEST NET YARDS ALLOWED, FOURTH QUARTER

2 vs. Oakland, 11/17/13
at Pittsburgh, 9/7/08
3 vs. Dallas, 9/8/02
7 at Tennessee, 9/21/08
9 at San Diego, 9/9/13
at Arizona, 10/11/09

FEWEST, GAME

24 vs. New York Giants, 10/10/10
25 at New York Jets, 11/26/06
28 vs. Tennessee, 12/29/02
30 at Tennessee, 12/19/10
34 vs. Minnesota, 12/23/12
at Dallas, 10/15/06
at Buffalo, 11/16/03

ALLOWED, SEASON

2,370 2003
2,303 2005
2,089 2002
1,963 2008
1,958 2013

ALLOWED, GAME

320 at Seattle, 10/16/05
248 at Miami, 10/25/15
247 at Washington, 12/22/02
244 at Jacksonville, 10/14/07
240 at Tennessee, 9/20/09
at Cincinnati, 11/9/03

FEWEST ALLOWED, SEASON

1,536 2011
1,560 2012
1,681 2014
1,711 2009
1,751 2010

FEWEST ALLOWED, GAME

18 at Washington, 9/19/10
24 vs. Tennessee, 11/28/10
27 at New York Jets, 11/26/06
33 vs. Baltimore, 12/21/14
36 at Tennessee, 10/26/14

SEASON, BOTH TEAMS

4,119 2005
4,021 2003
3,984 2011
3,842 2014
3,809 2008

GAME, BOTH TEAMS

442 Texans 244 vs. Jacksonville 198, 1/2/11
387 Texans 67 at Seattle 320, 10/16/05
380 Texans 140 at Cincinnati 240, 11/9/03
367 Texans 249 at Oakland 118, 10/3/10
360 Texans 132 vs. Kansas City 228, 10/17/10

FEWEST, SEASON, BOTH TEAMS

3,186 2009
3,411 2007
3,436 2002
3,643 2006
3,683 2012

FEWEST, GAME, BOTH TEAMS

52 Texans 25, at New York Jets 27, 11/26/06
76 Texans 58, at Washington 18, 9/19/10
89 Texans 45, at Arizona 44, 10/11/09
141 Texans 24, vs. New York Giants 117, 10/10/10

RUSHING

RUSHING YARDS

SEASON

2,448 2011
2,161 2014
2,123 2012
2,042 2010
1,882 2004

GAME

261 vs. Cleveland, 11/6/11
257 vs. Indianapolis, 9/12/10
249 at Oakland, 10/3/10
244 vs. Jacksonville, 1/2/11
222 at Tennessee, 10/23/11

FEWEST, SEASON

1,347 2002
1,475 2009
1,586 2007
1,651 2003
1,687 2006

ATTEMPTS

SEASON

551 2014
546 2011
508 2012
481 2004
437 2005

TEAM RECORDS

RUSHING (CONTINUED)

ATTEMPTS (CONTINUED)

GAME

54 at Cleveland, 11/16/14
48 at Jacksonville, 9/16/12
47 at Tennessee, 10/23/11
46 vs. Tampa Bay, 9/27/15
at Oakland, 9/14/14
44 3x, last: vs. Atlanta, 12/4/11

FEWEST, SEASON

414 2013
417 2007
421 2003
423 2010
424 2002

FEWEST, GAME

12 vs. Tennessee, 10/21/07
13 vs. New York Jets, 9/13/09
14 at New York Jets, 11/26/06
15 vs. New York Giants, 10/10/10

SEASON, OPPONENT

533 2003
509 2002
506 2005
454 2013
446 2006

GAME, OPPONENT

57 at Cincinnati, 11/9/03
47 at San Francisco, 1/1/06
46 at Washington, 12/22/02
43 vs. Cincinnati, 11/23/14
42 7 times, last at New York Giants, 9/21/14

FEWEST, SEASON, OPPONENT

378 2011
390 2012
396 2009
417 2007
2004

FEWEST, GAME, OPPONENT

10 vs. New Orleans, 11/29/15
vs. Indianapolis, 9/12/10
12 vs. Baltimore, 10/21/12
vs. Tennessee, 11/28/10
vs. Jacksonville, 10/31/04
13 at Tennessee, 10/26/14
vs. Arizona, 12/18/05

RUSHING AVERAGE

SEASON

4.83 2010
4.48 2011
4.27 2008
4.21 2013
4.18 2012

GAME

7.37 at Cincinnati, 11/9/03 (19-140)
7.32 at Detroit (OT), 11/22/12 (28-205)
7.23 vs. Buffalo, 11/19/06 (26-188)
7.10 at Indianapolis, 11/16/08 (21-149)
7.08 vs. Tennessee, 11/28/04 (25-177)

LOWEST, SEASON

3.18 2002
3.47 2009
3.80 2007
3.91 2006
2004

LOWEST, GAME

1.21 at Buffalo, 11/16/03 (28-34)
1.27 vs. Tennessee, 12/29/02 (22-28)
1.42 at Pittsburgh, 12/8/02 (26-37)
1.60 vs. New York Giants, 10/10/10 (15-24)
1.61 vs. Buffalo, 9/28/14 (23-37)

SEASON, OPPONENT

4.55 2005
4.47 2008
4.45 2003
4.42 2004
4.38 2006

GAME, OPPONENT

9.60 at Tennessee, 9/20/09 (25-240)
9.38 at Jacksonville, 10/14/07 (26-244)
8.64 Jacksonville, 12/28/14 (14-121)
7.62 at Seattle, 10/16/05 (42-320)
7.55 at Oakland, 10/3/04 (20-151)

LOWEST, SEASON, OPPONENT

4.00 2014
2012
4.04 2010
4.06 2011
4.10 2002

LOWEST, GAME, OPPONENT

1.04 at New York Jets, 11/26/06 (26-27)
1.06 at Washington, 9/19/10 (17-18)
2.00 vs. Tennessee, 11/28/10 (12-24)
2.06 vs. Baltimore, 12/21/14 (16-33)
2.08 at Chicago, 12/19/04 (26-54)

RUSHING TOUCHDOWNS

SEASON

20 2010
19 2012
18 2011
16 2008
2004

GAME

4 vs. New England, 12/1/13
3 13 times, last at Jacksonville, 12/7/14

SEASON, OPPONENT

21 2005
18 2008
17 2009
16 2010
2006

GAME, OPPONENT

5 at Seattle, 10/16/05
4 at Atlanta, 10/4/15
vs. Jacksonville, 9/27/09
vs. Jacksonville, 12/24/05

100-YARD RUSHING GAMES BY AN INDIVIDUAL

SEASON

11 2011
8 2014
2010
7 2012
5 2008
2004

SEASON, OPPONENT

10 2005
7 2004
2003
6 2007
5 2008
2002

CONSECUTIVE GAMES WITH A RUSHING TOUCHDOWN

TEXANS

7 at Oakland 10/3/10, through at New York Jets 11/21/10
vs. Tennessee 11/28/04, through at Buffalo 9/11/05
6 at Tennessee 10/23/11, through vs. Atlanta 12/4/11
5 vs. Tennessee 9/30/12, through vs. Buffalo 11/4/12
vs. Carolina 12/18/11, through at Jacksonville 9/16/12
at Oakland 12/3/06, through vs. Cleveland 12/31/06

OPPONENT

6 at Pittsburgh 9/7/08, through vs. Detroit, 10/19/08
5 at Philadelphia 12/2/10, through vs. Jacksonville 1/2/11
at Washington 9/19/10 through vs. Kansas City 10/17/10
at Buffalo, 11/1/09 through at Jacksonville, 12/6/09
vs. Dallas 10/15/06, through at Jacksonville 11/12/06
at Jacksonville 11/6/05, through at Baltimore 12/4/05
at New Orleans 9/14/03, through vs. New York Jets 10/19/03

PASSING

NET YARDS PASSING

MOST, SEASON

4,654 2009
4,267 2008
4,144 2010
3,830 2012
3,813 2013

MOST, GAME

504 vs. Jacksonville (OT), 11/18/12
468 at Washington (OT), 9/19/10
408 at Green Bay, 12/7/08
403 vs. Oakland, 10/9/11
385 at Cincinnati, 10/18/09

FEWEST, SEASON

2,225 2002
2,237 2005
2,655 2003
2,778 2006
3,246 2004

FEWEST, GAME

-5 at Oakland, 12/3/06
6 vs. Indianapolis, 10/23/05
10 at Pittsburgh, 12/8/02
25 at Buffalo, 9/11/05
29 at San Diego, 9/15/02

MOST ALLOWED, SEASON

4,280 2010
3,890 2014
3,712 2003
3,682 2007
3,615 2004

MOST ALLOWED, GAME

421 at Tennessee, 10/12/03
419 at Detroit (OT), 11/22/12
vs. Indianapolis, 9/12/10
403 at Washington, 9/19/10
397 vs. Denver, 12/22/13

FEWEST ALLOWED, SEASON

3,035 2011
3,123 2013
3,141 2002
3,423 2008
3,444 2006

TEAM RECORDS

PASSING (CONTINUED)

NET YARDS PASSING (CONTINUED)

FEWEST ALLOWED, GAME

31 at Jacksonville, 12/26/04
52 at Jacksonville, 9/16/12
86 at Tennessee, 10/29/06
90 vs. Jacksonville, 10/30/11
91 vs. Seattle, 9/29/13

MOST, SEASON, BOTH TEAMS

8,424 2010
8,141 2009
7,690 2008
7,442 2012
7,430 2007

MOST, GAME, BOTH TEAMS

876 Texans 504, vs. Jacksonville 378 (OT), 11/18/12
871 Texans 468, at Washington 403 (OT), 9/19/10
788 Texans 367, at Tennessee 421, 10/12/03
746 Texans 358, vs. Minnesota 388 (OT), 10/10/04
718 Texans 364, at New Orleans 354, 9/25/11

FEWEST, SEASON, BOTH TEAMS

5,366 2002
5,758 2005
6,222 2006
6,367 2003
6,541 2011

FEWEST, GAME, BOTH TEAMS

153 Texans 122, at Jacksonville 31, 12/26/04
172 Texans 29, at San Diego 143, 9/15/02
184 Texans -5, at Oakland 189, 12/3/06
189 Texans 25, at Buffalo 164, 9/11/05
218 Texans 93, at New England 125, 12/14/06

GROSS YARDS PASSING

MOST, SEASON

4,803 2009
4,474 2008
4,370 2010
4,183 2013
4,046 2012

MOST, GAME

527 vs. Jacksonville (OT), 11/18/12
497 at Washington (OT), 9/19/10
416 vs. Oakland, 10/9/11
414 vs. Green Bay, 12/7/08
393 vs. Baltimore (OT), 12/13/10

FEWEST, SEASON

2,636 2002
2,661 2005
2,841 2003
3,032 2006
3,460 2014

FEWEST, GAME

32 at Oakland, 12/3/06
33 at Pittsburgh, 12/8/02
48 vs. Indianapolis, 10/23/05
64 at Tampa Bay, 12/14/03
70 at Buffalo, 9/18/05

MOST ALLOWED, SEASON

4,499 2010
4,141 2014
3,881 2012
3,878 2007
3,835 2003

MOST ALLOWED, GAME

441 at Detroit (OT), 11/22/12
433 vs. Indianapolis, 9/12/10
426 at Washington, 9/19/10
421 at Tennessee, 10/12/03
400 vs. Denver 12/22/13
at Indianapolis, 9/17/06

FEWEST ALLOWED, SEASON

3,322 2011
3,310 2013
3,378 2002
3,598 2008
3,635 2006

FEWEST ALLOWED, GAME

54 at Jacksonville, 12/26/04
76 at Jacksonville, 9/16/12
87 at Tennessee, 10/29/06
97 vs. Jacksonville, 10/30/11
109 at Tennessee, 11/10/02

PASS ATTEMPTS

MOST, SEASON

633 2013
593 2009
574 2010
562 2013
555 2008

MOST, GAME

62 vs. Baltimore (OT), 12/13/10
58 at Carolina, 9/20/15
58 at Jacksonville, 12/5/13
57 at Atlanta, 10/4/15
55 vs. Jacksonville (OT), 11/18/12
54 at Tennessee Titans, 12/19/10
at New York Jets, 11/26/06

FEWEST, SEASON

439 2003
447 2002
449 2005
467 2011
471 2004

FEWEST, GAME

9 vs. Indianapolis, 10/23/05
10 at Pittsburgh, 12/8/02
14 at Oakland, 12/3/06
15 at Tampa Bay, 11/13/11
vs. Cleveland, 12/31/06

MOST, SEASON, OPPONENT

581 2012
548 2009
547 2010
546 2007
538 2011

MOST, GAME, OPPONENT

61 at Detroit (OT), 11/22/12
58 at Pittsburgh, 12/8/02
57 vs. Indianapolis, 9/12/10
55 at Miami, 12/27/09
53 at Jacksonville, 10/18/15
52 at Denver, 9/23/12

FEWEST, SEASON, OPPONENT

469 2005
471 2008
484 2013
502 2003
505 2006

FEWEST, GAME, OPPONENT

11 at San Diego, 10/28/07
15 at San Francisco, 10/6/13
at Tennessee, 10/29/06
16 vs. St. Louis, 10/13/13
18 at Minnesota, 11/2/08
at Pittsburgh, 9/7/08

PASS COMPLETIONS

MOST, SEASON

399 2009
371 2013
367 2008
365 2010
354 2012

MOST, GAME

43 vs. Jacksonville (OT), 11/18/12
39 at New York Jets, 11/26/06
38 at Washington (OT), 9/19/10
35 at Tennessee, 12/19/10
at Arizona, 10/11/09

FEWEST, SEASON

235 2002
248 2003
270 2005
286 2004
288 2011

FEWEST, GAME

3 at Pittsburgh, 12/8/02
6 vs. Indianapolis, 10/23/05
at San Diego, 9/15/02
7 at Oakland, 12/3/06
9 4 times, last vs. Indianapolis, 9/12/10

MOST, SEASON, OPPONENT

363 2014
361 2007
354 2010
344 2009
2004

MOST, GAME, OPPONENT

40 vs. Indianapolis, 9/12/10
36 vs. Minnesota, 10/10/04
35 at Miami, 12/27/09
34 at Indianapolis, 11/8/09
33 vs. New Orleans, 11/18/07
vs. Green Bay, 11/21/04

FEWEST, SEASON, OPPONENT

279 2011
281 2002
287 2013
294 2008
297 2003

FEWEST, GAME, OPPONENT

6 at San Francisco, 10/6/13
7 at San Diego, 10/28/07
at Tennessee, 10/29/06
8 vs. Tennessee, 12/29/02
9 at Jacksonville, 9/16/12
10 3 times, last vs. Jacksonville, 10/30/11

TOUCHDOWN PASSES

MOST, SEASON

29 2009
24 2007
2010
22 2014
2012

TEAM RECORDS

PASSING (CONTINUED)

TOUCHDOWN PASSES (CONTINUED)

MOST, GAME

6 vs. Tennessee, 11/30/14
5 vs. Jacksonville (OT), 11/18/12
4 at Denver, 9/23/12
at Cincinnati, 10/18/09
at Tennessee, 9/20/09
vs. Tennessee, 10/21/07

MOST, SEASON, OPPONENT

33 2010
32 2004
29 2013
2012
28 2014

MOST, GAME, OPPONENT

6 vs. Green Bay, 10/14/12
5 at Indianapolis, 11/14/04
vs. Minnesota (OT), 10/10/04
4 9 times, last at Miami, 10/25/15

CONSECUTIVE GAMES WITH A PASSING TOUCHDOWN

TEXANS

16 at Jacksonville 11/14/10, through vs. Jacksonville 10/30/11
14 vs. Baltimore 12/21/14, through at Buffalo 12/06/15 (active)
12 at Indianapolis 11/8/09, through at Oakland 10/3/10
at Jacksonville 10/14/07, through vs. Jacksonville 12/30/07
10 vs. Pittsburgh 9/18/05, through at Indianapolis 11/13/05

OPPONENT

22 at Oakland 9/14/14 through at Miami 10/25/15
12 vs. Cleveland 1/2/05, through vs. St. Louis 11/27/05

FIRST DOWNS

MOST, SEASON

360 2010
341 2012
340 2009
2008
321 2011

MOST, GAME

39 vs. Jacksonville (OT), 11/18/12
30 vs. Tampa Bay, 9/27/15
29 at Cleveland, 11/15/14
vs. Seattle, 9/29/13
at Tennessee, 10/23/11
at Washington (OT), 9/19/10
vs. New England, 1/3/10
vs. Detroit, 10/19/08

FEWEST, SEASON

208 2002
237 2003
243 2005
282 2006
295 2007

FEWEST, GAME

3 at Pittsburgh, 12/8/02
7 at Tampa Bay, 12/14/03
at Jacksonville, 12/7/03
at San Diego, 9/15/02
9 at Jacksonville, 11/27/11

MOST ALLOWED, SEASON

352 2010
348 2005
336 2003
329 2014
325 2007

MOST ALLOWED, GAME

34 at Indianapolis, 9/17/06
33 at Indianapolis, 12/23/07
31 at Seattle, 10/16/05
30 4 times, last vs. Philadelphia, 11/2/14

FEWEST ALLOWED, SEASON

270 2011
282 2013
291 2002
292 2012
300 2009
2008

FEWEST ALLOWED, GAME

6 at Jacksonville, 12/26/04
8 at Chicago, 11/11/12
vs. Oakland, 10/4/09
9 at Jacksonville, 9/16/12
vs. Tennessee, 11/28/10
at Buffalo, 11/1/09

MOST, SEASON, BOTH TEAMS

712 2010
642 2014
640 2009
2008
633 2012

MOST, GAME, BOTH TEAMS

56 Texans 39 vs. Jacksonville 17 (OT), 11/18/12
55 Texans 26 at Detroit 29 (OT), 11/22/12
Texans 27 vs. Indianapolis 28, 11/29/09
53 Texans 29 at Browns 24, 11/16/14
52 Texans 18 at Indianapolis 34, 9/17/06

FEWEST, SEASON, BOTH TEAMS

499 2002
573 2003
589 2013
591 2011
2005

FEWEST, GAME, BOTH TEAMS

21 Texans 13, at Chicago 8, 11/11/12
23 Texans 9 at Jacksonville 14, 11/27/11
Texans 10 at Indianapolis 13, 12/1/02
Texans 7 at San Diego 16, 9/15/02
24 Texans 16 vs. Oakland 8, 10/4/09
Texans 13 vs. Dallas 11, 9/8/02

RUSHING FIRST DOWNS

MOST, SEASON

131 2011
118 2010
114 2012
108 2014
106 2008
2006

MOST, GAME

16 at Jacksonville, 9/16/12
15 vs. Indianapolis, 9/12/10
14 vs. Cleveland, 11/6/11
at Tennessee, 10/23/11
vs. Indianapolis, 12/24/06

FEWEST, SEASON

59 2002
86 2003
89 2005
90 2013
93 2009

FEWEST, GAME

1 vs. Tennessee, 11/1/15
vs. Minnesota, 12/23/12
vs. Tennessee, 11/23/09
vs. Tampa Bay, 12/9/07
vs. Tennessee, 10/21/07
at Dallas, 10/15/06
at Pittsburgh, 12/8/02

MOST, SEASON, OPPONENT

130 2003
123 2005
116 2002
115 2006
114 2008

MOST, GAME, OPPONENT

19 at Seattle, 10/16/05
16 at Cincinnati, 11/9/03
15 vs. Jacksonville, 1/2/11
vs. Kansas City, 11/20/05
at Washington, 12/22/02

FEWEST, SEASON, OPPONENT

73 2011
88 2013
89 2004
91 2009
94 2012
107 2007

FEWEST, GAME, OPPONENT

1 vs. Baltimore, 12/21/14
at Tennessee, 10/26/14
vs. Tennessee, 11/28/10
vs. Oakland, 10/4/09
at Carolina, 9/16/07

PASSING FIRST DOWNS

MOST, SEASON

231 2009
222 2010
210 2008
205 2012
198 2013

MOST, GAME

26 vs. Jacksonville (OT), 11/18/12
23 at Washington (OT), 9/19/10
21 vs. Baltimore (OT), 12/13/10
at Cincinnati, 10/18/09
20 vs. Seattle, 9/29/13
at Tennessee, 12/19/10

FEWEST, SEASON

119 2002
127 2003
142 2005
156 2006
171 2014

FEWEST, GAME

1 at Pittsburgh, 12/8/02
vs. Indianapolis, 9/22/02
2 at Oakland, 12/3/06
3 at Tampa Bay, 12/14/03
4 7 times, last at Jacksonville, 11/27/11

MOST, SEASON, OPPONENT

211 2010
206 2014
197 2007
194 2004
188 2005

TEAM RECORDS

FIRST DOWNS (CONTINUED)

MOST, GAME, OPPONENT

21 at Detroit (OT), 11/22/12
at Indianapolis, 11/16/08
at Indianapolis, 9/17/06
vs. Minnesota (OT), 10/10/04

FEWEST, SEASON, OPPONENT

155 2002
158 2013
166 2011
167 2008
2012

FEWEST, GAME, OPPONENT

2 at Jacksonville, 12/26/04
4 vs. Jacksonville, 12/28/14
at Chicago, 11/11/12
at Jacksonville, 9/16/12
5 9 times, last at San Francisco, 10/6/13

FIRST DOWNS BY PENALTY

MOST, SEASON

34 2014
30 2002
24 2008
2003
23 2004

MOST, GAME

6 vs. Cincinnati, 11/3/02
5 at Carolina, 9/20/15
vs. St. Louis, 10/13/13
vs. Tennessee, 12/14/08
vs. Dallas, 9/8/02
4 5 times, last vs. Tampa Bay, 9/27/15

FEWEST, SEASON

9 2007
12 2005
14 2011
16 2009
19 2013

MOST, SEASON, OPPONENT

37 2005
36 2013
34 2014
2009
31 2012
2011

MOST, GAME, OPPONENT

7 at Jacksonville, 12/5/13
6 vs. Indianapolis, 10/8/15
at Indianapolis, 12/22/11
at Indianapolis, 11/8/09
5 4 times, last at Denver, 9/23/12

FEWEST, SEASON, OPPONENT

19 2008
20 2002
21 2007
2004
23 2006

FIELD GOALS

MOST, SEASON

32 2011
31 2012
30 2014
29 2008
27 2010

FEWEST, SEASON

17 2004
2002
18 2003
19 2006
21 2009

MOST ATTEMPTED, SEASON

38 2012
2011
35 2014
2013
34 2005

FEWEST ATTEMPTED, SEASON

22 2003
24 2004
2002
25 2006
29 2007

MOST ATTEMPTED, GAME

7 at Miami, 9/7/03
6 vs. Baltimore, 12/21/14
vs. Indianapolis, 12/16/12
5 5 times, last vs. Jacksonville (OT), 11/18/12

MOST CONVERTED, GAME

6 vs. Baltimore, 12/21/14
5 vs. Indianapolis, 12/16/12
vs. Miami, 10/7/07
at Baltimore, 12/4/05
at Miami, 9/7/03

CONSECUTIVE GAMES SCORING FIELD GOALS

19 9/22/13 - 10/5/14
17 10/23/11 - 10/21/12
15 11/1/10 - 10/9/11
10 11/13/05 - 9/17/06

MOST FIELD GOALS MADE, SEASON, OPPONENT

30 2013
2011
28 2007
2005
2003

FEWEST FIELD GOALS MADE, SEASON, OPPONENT

20 2009
21 2012
2010
22 2004
24 2002

MOST FIELD GOALS ATTEMPTED, SEASON, OPPONENT

36 2011
35 2013
2003
34 2002
33 2007

FEWEST FIELD GOALS ATTEMPTED, SEASON, OPPONENT

22 2014
23 2009
24 2012
27 2010
29 2008
2006
2004

MOST FIELD GOALS ATTEMPTED, GAME, OPPONENT

8 vs. Tennessee, 10/21/07*
5 6 times, last at Indianapolis, 12/22/11

MOST FIELD GOALS CONVERTED, GAME, OPPONENT

8 vs. Tennessee, 10/21/07*
5 at Baltimore, 10/16/11
at Buffalo, 9/11/05
vs. Cleveland, 1/2/05

MOST FIELD GOALS CONVERTED, GAME, BOTH TEAMS

9 Texans 5 vs. Miami 4, 10/7/07
8 Texans 0 vs. Tennessee 8*, 10/21/07
* Indicates NFL record.

PUNTING

PUNTS

MOST, SEASON

116 2002
97 2003
88 2013
2012
84 2014

MOST, GAME

11 at Indianapolis, 12/1/02
10 6 times, last at Tennessee, 12/2/12

FEWEST, SEASON

53 2008
55 2007
63 2010
67 2009
73 2004

FEWEST, GAME

1 at Buffalo, 11/1/09
vs. Miami, 10/7/07
2 28 times, last at Oakland, 9/14/14

MOST PUNTS, SEASON, OPPONENT

98 2002
92 2012
91 2013
83 2014
2011

MOST PUNTS, GAME, OPPONENT

11 vs. Oakland, 11/17/13
10 at San Francisco, 1/1/06
at San Diego, 9/15/02

FEWEST PUNTS, SEASON, OPPONENT

59 2007
63 2005
65 2006
67 2010
2008

FEWEST PUNTS, GAME, OPPONENT

0 vs. Jacksonville, 10/14/07
vs. Indianapolis, 10/23/05
1 5 times, last at Indianapolis, 11/16/08

MOST PUNTS, SEASON, BOTH TEAMS

214 2002
180 2012
179 2013
172 2003
167 2014

TEAM RECORDS

PUNTING (CONTINUED)

PUNTS (CONTINUED)

MOST PUNTS, GAME, BOTH TEAMS

20 Texans 9 vs. Oakland 11, 11/17/13
Texans 11 at Indianapolis 9, 12/1/02
Texans 10 at San Diego 10, 9/15/02
19 Texans 10 at Jacksonville 9, 11/27/11
Texans 10 vs. Dallas 9, 9/8/02

FEWEST PUNTS, SEASON, BOTH TEAMS

114 2007
120 2008
130 2010
140 2005
141 2006

FEWEST PUNTS, GAME, BOTH TEAMS

2 Texans 2 at Jacksonville 0, 10/14/07
3 Texans 2 at Indianapolis 1, 11/16/08
Texans 1 vs. Miami 2, 10/7/07
Texans 2 at Indianapolis 1, 12/24/06

PUNT YARDS

MOST YARDS, SEASON

4,720 2002
4,189 2013
4,150 2012
4,028 2003
3,845 2014

MOST YARDS, GAME

488 at Tennessee, 12/2/12
442 vs. Oakland, 11/17/13
436 at Jacksonville, 11/27/11
435 at Indianapolis, 12/1/02
421 at Pittsburgh, 12/8/02

FEWEST YARDS, SEASON

2,240 2008
2,296 2007
2,650 2010
2,866 2009
2,990 2005

FEWEST YARDS, GAME

39 at Buffalo, 11/1/09
47 vs. Miami, 10/7/07
59 vs. Cincinnati, 10/26/08
59 vs. Carolina, 12/18/11
64 vs. Jacksonville, 12/24/05

MOST YARDS, SEASON, OPPONENT

4,176 2012
4,161 2013
3,896 2011
3,892 2002
3,742 2014

MOST YARDS, GAME, OPPONENT

540 vs. Oakland, 11/17/13
470 at Jacksonville, 9/16/12
427 vs. Oakland, 10/4/09
413 vs. Buffalo, 9/28/14
403 vs. Baltimore, 12/21/14

FEWEST PUNTING YARDS, SEASON, OPPONENT

2,528 2005
2,535 2007
2,880 2004
2,930 2010
2,949 2006

FEWEST PUNTING YARDS, GAME, OPPONENT

0 vs. Jacksonville, 10/14/07
vs. Indianapolis, 10/23/05
39 vs. Pittsburgh, 9/18/05
41 at Seattle, 10/16/05
45 at Indianapolis, 9/14/06

HIGHEST PUNTING AVERAGE, SEASON

47.6 2013, 88 punts
47.2 2012, 88 punts
45.8 2014, 84 punts
44.0 2011, 74 punts
42.8 2009, 67 punts

LOWEST PUNTING AVERAGE, SEASON

38.8 2005, 77 punts
40.7 2002, 116 punts
41.2 2004, 73 punts
41.5 2003, 97 punts
41.6 2006, 76 punts

HIGHEST PUNTING AVERAGE, GAME (MINIMUM 4 PUNTS)

58.9 at Arizona, 11/10/13, 7 punts
54.5 vs. Indianapolis, 10/9/14, 4 punts
54.2 at Denver, 9/23/12, 5 punts
52.8 vs. Atlanta, 12/4/11, 5 punts
52.1 vs. New York Jets, 11/22/15, 6 punts

HIGHEST PUNTING AVERAGE, SEASON, OPPONENT

46.9 2011, 83 punts
46.8 2009, 76 punts
45.7 2013, 91 punts
45.4 2012, 90 punts
2006, 65 punts

LOWEST PUNTING AVERAGE, GAME (MINIMUM 4 PUNTS)

30.7 at Chicago, 12/19/04, 7 punts
33.8 at Indianapolis, 11/14/04, 4 punts
34.2 at Jacksonville, 11/12/06, 5 punts
34.3 at Cleveland, 11/25/07, 4 punts
34.7 vs. Jacksonville, 11/17/02, 6 punts

HIGHEST PUNTING AVERAGE, GAME, OPPONENT (MINIMUM 4 PUNTS)

56.8 at Oakland, 12/3/06, 4 punts
at Dallas, 10/15/06, 4 punts
53.9 at Carolina, 9/20/15, 7 punts
53.4 vs. Oakland, 10/4/09, 8 punts
52.8 at San Diego, 10/28/07, 5 punts
52.2 vs. Jacksonville, 9/16/02, 9 punts

LOWEST PUNTING AVERAGE, SEASON, OPPONENT

39.7 2002, 98 punts
40.1 2005, 63 punts
41.7 2004, 69 punts
2003, 75 punts
43.0 2007, 59 punts

LOWEST PUNTING AVERAGE, GAME, OPPONENT (MINIMUM 4 PUNTS)

25.7 at Washington, 12/22/02, 7 punts
31.2 at San Francisco, 1/1/06, 10 punts
31.3 vs. New England, 11/23/03, 4 punts
33.0 vs. Cleveland, 10/30/05, 4 punts
34.0 at Cleveland, 11/25/07, 5 punts

PUNT RETURNS

PUNT RETURN TOUCHDOWNS

MOST TOUCHDOWNS, PUNT RETURNS

2 2008 Jacoby Jones 73 yards vs. Cincinnati, 10/26/08; Jacoby Jones 70 vs. Miami, 10/12/08
1 2013 Keshawn Martin 87 vs. Oakland, 11/17/13
2011 Jacoby Jones 79 vs. Indianapolis, 9/11/11
2002 Avion Black 76 vs. Baltimore, 12/15/02

MOST TOUCHDOWNS, PUNT RETURNS, OPPONENT

1 2013 Tandon Doss 76 yards at Baltimore, 9/22/13
2012 Marcus Thigpen 72 vs. Miami, 9/9/12
2008 Johnnie Lee Higgins 80 at Oakland, 12/21/08
2006 Adam Jones 53 at Tennessee, 10/29/06
2005 Adam Jones 52 at Tennessee, 12/11/05
2003 Dante Hall 73 vs. Kansas City, 9/21/03

PUNT RETURNS

MOST, SEASON

53 2002
51 2011
45 2009
42 2013
40 2004
2003

MOST, GAME

7 vs. Oakland, 11/17/13
at Jacksonville, 11/27/11
vs. Oakland, 10/4/09
at Baltimore, 12/4/05
6 at Carolina, 9/20/15
at Jacksonville, 9/16/12

FEWEST, SEASON

23 2006
30 2005
32 2008
33 2007
34 2014

MOST RETURNS, SEASON, OPPONENT

58 2002
48 2012
43 2013
2003
36 2006

MOST RETURNS, GAME, OPPONENT

7 vs. Dallas, 9/8/02
6 8 times, last at Miami, 10/25/15

FEWEST PUNT RETURNS, SEASON, OPPONENT

19 2007
21 2008
24 2009
29 2010
30 2004

PUNT RETURN YARDS

MOST YARDS, SEASON

529 2011
512 2002
449 2009
414 2012
386 2008

TEAM RECORDS

PUNT RETURNS (CONTINUED)

PUNT RETURN YARDS (CONTINUED)

MOST YARDS, GAME

125 vs. Oakland, 11/17/13
100 at Arizona, 10/11/09
92 vs. Baltimore, 12/15/02
91 at Jacksonville, 11/27/11
vs. Indianapolis, 9/11/11

FEWEST YARDS, SEASON

208 2014
223 2005
235 2010
242 2006
266 2003

FEWEST YARDS, GAME

-12 vs. Detroit, 10/19/08
-6 at Denver, 11/7/04
-4 at Tennessee, 12/2/07
-3 at Philadelphia, 12/2/10

MOST PUNT RETURN YARDS, SEASON, OPPONENT

530 2013
483 2012
407 2003
396 2014
328 2002

MOST PUNT RETURN YARDS, GAME, OPPONENT

93 at Baltimore, 9/22/13
80 Twice, last at Oakland, 12/21/08
76 vs. Miami, 9/9/12
74 at Arizona, 11/10/13
73 vs. Kansas City, 9/21/03

FEWEST PUNT RETURN YARDS, SEASON, OPPONENT

104 2009
151 2007
219 2005
233 2010
235 2008

FEWEST PUNT RETURN YARDS, GAME, OPPONENT

-4 vs. Oakland, 10/4/09
-3 at Pittsburgh, 9/7/08
-2 at San Diego, 9/15/02
-1 at Indianapolis, 12/1/02

PUNT RETURN AVERAGE

HIGHEST AVERAGE, SEASON

12.06 2008
10.89 2012
10.52 2006
10.37 2011
9.98 2009

HIGHEST AVERAGE, GAME (MINIMUM 4 RETURNS)

21.75 vs. Miami, 10/12/08
20.00 at Arizona, 10/11/09
18.25 at Buffalo, 11/1/09
17.86 vs. Oakland, 11/17/13
16.75 at Tennessee, 12/2/12

LOWEST AVERAGE, SEASON

6.12 2014
6.65 2010
6.71 2003
7.43 2005
8.23 2004

LOWEST AVERAGE, GAME (MINIMUM 4 RETURNS)

1.80 vs. Tennessee (OT), 9/15/13
2.25 vs. Baltimore, 10/21/12
2.50 at Tampa Bay, 11/13/11
3.00 at Miami, 9/7/03
3.40 vs. Tampa Bay, 9/27/15

HIGHEST PUNT RETURN AVERAGE, SEASON, OPPONENT

12.38 2014
12.32 2013
11.19 2008
10.06 2012
9.59 2011

HIGHEST PUNT RETURN AVERAGE, GAME, OPPONENT (MINIMUM 4 RETURNS)

17.25 at Jacksonville, 10/27/02
16.00 vs. Indianapolis, 9/22/02
15.00 vs. Seattle (OT), 9/29/13
12.60 vs. Tennessee, 11/1/15
12.50 at New England, 12/10/12

LOWEST PUNT RETURN AVERAGE, SEASON, OPPONENT

4.33 2009
5.66 2002
6.64 2005
7.64 2006
7.95 2007

LOWEST PUNT RETURN AVERAGE, GAME, OPPONENT (MINIMUM 4 RETURNS)

-0.33 at San Diego, 9/15/03
-0.18 at Indianapolis, 12/1/02
1.00 at Jacksonville, 11/27/11
1.43 vs. Dallas, 9/8/02
3.17 at Miami, 10/25/15

KICKOFF RETURNS

KICKOFF RETURN TOUCHDOWNS

MOST TOUCHDOWNS, KICKOFF RETURNS, SEASON

4 2007
2 2005
1 2009

MOST TOUCHDOWNS, KICKOFF RETURNS, GAME

2 Andre' Davis, 104 and 97 yards vs. Jacksonville, 12/30/7
1 Jacoby Jones, 95 vs. Oakland, 10/4/09
Andre' Davis, 97 vs. Tampa Bay, 12/9/07
Jerome Mathis, 84 vs. Indianapolis, 9/23/07
Jerome Mathis, 99 vs. Kansas City, 10/23/05
Jerome Mathis, 89 vs. Indianapolis, 10/23/05

MOST TOUCHDOWNS, KICKOFF RETURNS, SEASON, OPPONENT

1 2013
2012
2010
2006
2004
2002

MOST TOUCHDOWNS, KICKOFF RETURNS, GAME, OPPONENT

1 Deji Karim, 101 yards at Indianapolis, 12/30/12
Joe McKnight, 100 at New York Jets, 10/8/12
David Reed, 103 vs. Baltimore (OT), 12/13/10
Ellis Hobbs, 93 at New England, 12/17/06
Eddie Drummond, 99 at Detroit, 9/19/04
Andre' Davis, 95 at Cleveland, 10/20/02

KICKOFF RETURNS

MOST, SEASON

84 2005
80 2003
77 2002
74 2007
72 2008

MOST, GAME

8 4 times, last at Indianapolis, 11/16/08
7 20 times, last at New York Jets, 11/21/10

FEWEST, SEASON

20 2014
29 2011
44 2012
51 2013
64 2009

MOST RETURNS, SEASON, OPPONENT

73 2008
72 2010
71 2009
69 2007
62 2012

MOST RETURNS, GAME, OPPONENT

7 7 times, last vs. Baltimore, 10/21/12

FEWEST RETURNS, SEASON, OPPONENT

39 2013
45 2014
46 2011
52 2006
2002

KICKOFF RETURN YARDS

MOST YARDS, SEASON

2,173 2005
1,961 2007
1,700 2003
1,609 2006
1,550 2008

MOST YARDS, GAME

278 vs. Kansas City, 11/20/05
266 vs. Indianapolis, 10/23/05
234 vs. Jacksonville, 12/30/07
233 vs. Indianapolis, 9/23/07
207 at Indianapolis, 11/16/08

FEWEST YARDS, SEASON

422 2014
730 2011
953 2012
1,257 2013
1,326 2010

MOST RETURN YARDS, SEASON, OPPONENT

1,741 2010
1,630 2008
1,597 2009
1,595 2012
1,593 2007

MOST RETURN YARDS, GAME, OPPONENT

233 vs. Baltimore (OT), 12/13/10
201 vs. Baltimore, 10/21/12
199 vs. Oakland, 10/3/04
191 vs. Miami, 10/7/07
189 at Buffalo, 11/1/09

TEAM RECORDS

KICKOFF RETURNS (CONTINUED)

KICKOFF RETURN YARDS (CONTINUED)

FEWEST RETURN YARDS, SEASON, OPPONENT

1,004 2013
1,030 2011
1,149 2003
1,156 2002
1,169 2014

KICKOFF RETURN AVERAGE

HIGHEST AVERAGE, SEASON

26.50 2007
25.87 2005
25.17 2011
24.65 2013
22.66 2006

HIGHEST AVERAGE, GAME (MINIMUM 4 RETURNS)

46.80 vs. Jacksonville, 12/30/07
38.00 vs. Indianapolis, 10/23/05
35.40 vs. Cleveland, 10/30/05
34.75 vs. Kansas City, 11/20/05
33.29 vs. Indianapolis, 9/23/07

LOWEST AVERAGE, SEASON

19.79 2010
19.86 2002
21.01 2004
21.10 2014
21.25 2003

LOWEST AVERAGE, GAME (MINIMUM 4 RETURNS)

11.80 at Cincinnati, 12/11/11
12.71 at New York Jets, 11/21/11
13.25 vs. Jacksonville, 12/24/05
13.50 at Detroit, 9/19/04
13.67 at Jacksonville, 10/14/07

HIGHEST RETURN AVERAGE, SEASON, OPPONENT

25.98 2014
25.74 2013
25.73 2012
24.18 2010
23.36 2006

HIGHEST RETURN AVERAGE, GAME, OPPONENT (MINIMUM 4 RETURNS)

42.50 at Indianapolis, 12/30/12
42.00 at Cleveland, 10/20/02
39.25 at Detroit, 9/19/04
38.83 vs. Baltimore (OT), 12/13/10
36.25 vs. Tennessee, 10/9/05

LOWEST RETURN AVERAGE, SEASON, OPPONENT

21.68 2005
21.71 2003
22.23 2002
22.33 2008
22.39 2011

LOWEST RETURN AVERAGE, GAME, OPPONENT (MINIMUM 4 RETURNS)

13.00 vs. Buffalo, 11/4/12
14.25 at Jacksonville, 10/30/11
15.00 vs. Green Bay, 11/21/04
15.75 vs. Dallas, 9/8/02
16.00 at Green Bay, 12/7/08

FUMBLES

FUMBLES

MOST FUMBLES, SEASON

34 2002
30 2005
28 2008
2006
26 2007

MOST FUMBLES, GAME

6 at Green Bay, 12/7/08
5 at Baltimore, 12/4/05
at Jacksonville, 11/6/05
4 9 times, last at Cincinnati, 12/11/11

MOST FUMBLES, SEASON, OPPONENT

27 2009
24 2014
2007
2005
23 2012
2002

MOST FUMBLES, GAME, OPPONENT

5 at Chicago, 12/19/04
4 6 times, last at Oakland, 9/14/14

FUMBLES LOST

MOST FUMBLES LOST, SEASON

17 2007
14 2002
12 2008
2006
11 2011
2009
2005
2004

MOST FUMBLES LOST, GAME

3 at Atlanta, 10/4/15
at Cincinnati, 12/11/11
at Green Bay, 12/7/08
vs. Tennessee, 10/21/07
at Tennessee, 10/29/06

MOST FUMBLES LOST, SEASON, OPPONENT

14 2014
2012
2007
13 2009
11 2006
2002

MOST FUMBLES LOST, GAME, OPPONENT

3 at Tennessee, 12/2/12
vs. Oakland, 10/4/09
at Jacksonville, 10/14/07
at Oakland, 12/3/06
at Pittsburgh, 12/8/02

FUMBLE RECOVERY TOUCHDOWNS

MOST TOUCHDOWNS, FUMBLE RECOVERY, SEASON

3 2007
2004
2 2009
2006
1 2014
2011
2002

MOST TOUCHDOWNS, FUMBLE RECOVERY, GAME

1 J.J. Watt, 45 yards vs. Indianapolis, 10/9/14

Wade Smith, 0 (own) at Baltimore, 10/16/11
Bernard Pollard, 0 vs. New England, 1/3/10
Dominique Barber, 48 (own) vs. N.Y. Jets, 9/13/09
DeMeco Ryans, 26 vs. Tennessee, 10/21/07
Kevin Walter, 0 at Carolina, 9/16/07
Mario Williams, 38 vs. Kansas City, 9/9/07
Anthony Maddox, 47 vs. Cleveland, 12/31/06
Demarcus Faggins, 58 at Oakland, 12/3/06
Antwan Peek, 66 at Jacksonville, 12/26/04
Charlie Anderson, 60 at Chicago, 12/19/04
Jamie Sharper, 16 vs. Oakland, 10/3/04
Kenny Wright, 40 at Pittsburgh, 12/8/02

MOST TOUCHDOWNS, FUMBLE RECOVERY, SEASON, OPPONENT

2 2013
2007
2006

MOST TOUCHDOWNS, FUMBLE RECOVERY, GAME, OPPONENT

2 at Atlanta, 10/4/15

INTERCEPTIONS

INTERCEPTIONS

MOST INTERCEPTIONS THROWN, SEASON

22 2013
21 2007
20 2008
18 2003
17 2009

MOST INTERCEPTIONS THROWN, GAME

4 vs. Baltimore, 11/9/08
at San Diego, 10/28/07
vs. New England, 12/17/06

FEWEST INTERCEPTIONS THROWN, SEASON

9 2011
12 2010
13 2014
2012
2006
2005

MOST INTERCEPTIONS THROWN, SEASON, OPPONENT

22 2004
20 2014
17 2011
15 2012
14 2009
2003

MOST INTERCEPTIONS THROWN, GAME, OPPONENT

4 at Jacksonville, 11/12/06
at Tennessee, 10/17/04

FEWEST INTERCEPTIONS THROWN, SEASON, OPPONENT

7 2013
2005
10 2002
11 2007
2006

INTERCEPTION RETURN YARDS

MOST INTERCEPTION RETURN YARDS, SEASON

483 2014
393 2004
333 2012
212 2009
205 2003

TEAM RECORDS

INTERCEPTIONS (CONTINUED)

MOST INTERCEPTION RETURN YARDS, GAME

135 at Pittsburgh, 12/8/02
118 vs. Tennessee, 9/30/12
102 at Kansas City, 9/26/04
100 vs. Tennessee, 11/30/14
95 vs. Tennessee, 12/21/03

MOST INTERCEPTION RETURN YARDS, SEASON, OPPONENT

357 2013
294 2009
277 2002
267 2007
225 2005

MOST INTERCEPTION RETURN YARDS, GAME, OPPONENT

106 vs. Cincinnati, 11/3/02
103 vs. St. Louis, 10/13/13
99 at Tennessee, 9/21/08
96 at San Diego, 10/28/07
91 vs. New England, 1/3/10

INTERCEPTION RETURNS FOR TOUCHDOWN

MOST TOUCHDOWNS, INTERCEPTION, SEASON

4 2014
3 2012
2 2004
2002

MOST TOUCHDOWNS, INTERCEPTION, GAME

2 vs. Tennessee, 9/30/12
at Pittsburgh, 12/8/02

MOST TOUCHDOWNS, INTERCEPTION, SEASON, OPPONENT

5 2013
3 2009
2005
2003
2 2010

MOST TOUCHDOWNS, INTERCEPTION, GAME, OPPONENT

1 22 times, last at Miami, 10/25/15

TOTAL TURNOVERS

TAKEAWAYS

MOST TAKEAWAYS, SEASON

34 2014 (20 int., 14 fum. recoveries)
30 2004 (22 int., 8 fum. recoveries)
29 2012 (15 int., 14 fum. recoveries)
27 2009 (14 int., 13 fum. recoveries)
27 2011 (17 int., 10 fum. recoveries)

FEWEST TAKEAWAYS, SEASON

11 2013 (7 int., 4 fum. recoveries)
16 2005 (7 int., 9 fum. recoveries)
18 2010 (13 int., 5 fum. recoveries)
21 2002 (10 int., 11 fum. recoveries)

MOST TAKEAWAYS, GAME

6 at Tennessee, 12/2/12 (3 int., 3 fum. recoveries)
5 at Pittsburgh, 12/8/02 (2 int., 3 fum. recoveries)
vs. Jacksonville, 9/28/03 (3 int., 2 fum. recoveries)
vs. Oakland, 10/3/04 (3 int., 2 fum. recoveries)
at Oakland, 12/3/06 (2 int., 3 fum. recoveries)
at Cleveland, 11/23/08 (3 int., 2 fum. recoveries)

GIVEAWAYS

MOST GIVEAWAYS, SEASON

38 2007 (21 int., 17 fum.)
32 2008 (20 int., 12 fum.)
31 2013 (22 int., 9 fum.)
29 2002 (15 int., 14 fum.)
28 2009 (17 int., 11 fum.)

FEWEST GIVEAWAYS, SEASON

17 2012 (13 int., 4 fum.)
18 2010 (12 int., 6 fum.)
20 2011 (9 int., 11 fum.)
22 2014 (13 int., 9 fum.)
24 2005 (13 int., 11 fum.)

MOST GIVEAWAYS, GAME

6 vs. Tennessee, 10/21/07 (3 fumbles, 3 int.)
5 at San Diego, 10/28/07 (1 fumble, 4 int.)
at Tennessee (OT), 10/29/06 (3 fumbles, 2 int.)
at Buffalo, 9/11/05 (2 fumbles, 3 int.)

SAFETIES

SEASON

3 2002
2 2009
1 2014
2013
2012

SEASON, OPPONENTS

2 2003
2002

GAME

1 vs. Jacksonville, 12/28/14
vs. Tennessee, 9/15/13
vs. Baltimore, 10/21/12
at Jacksonville, 12/6/09
vs. Oakland, 10/4/09
vs. Baltimore, 12/15/02
vs. New York Giants, 11/24/02
vs. Dallas, 9/8/02

GAME, OPPONENT

2 at Buffalo, 11/16/03
1 vs. Cincinnati, 11/23/14
at Indianapolis, 12/15/13
at Denver, 9/23/12
vs. Baltimore, 11/9/08
at Chicago, 12/19/04
at Washington, 12/22/02
at Jacksonville, 10/27/02

PENALTIES

PENALTIES

MOST PENALTIES, SEASON

136 2002
121 2003
112 2013
108 2012
106 2005
2004

MOST PENALTIES, GAME

14 at Indianapolis, 12/15/13
at Jacksonville, 12/5/13
at Baltimore, 9/22/13
at Indianapolis, 12/1/02
13 vs. Indianapolis, 10/8/15
at Indianapolis, 11/8/09
at Seattle, 10/16/05

FEWEST PENALTIES, SEASON

80 2008
82 2007
90 2010
2006
94 2014

FEWEST PENALTIES, GAME

1 vs. Tennessee, 9/30/12
vs. Oakland, 10/4/09
at Oakland, 12/21/08
vs. Miami, 10/12/08
vs. Indianapolis, 10/5/08
at Pittsburgh, 12/8/02

MOST PENALTIES, SEASON, OPPONENT

123 2004
105 2010
2005
103 2013
102 2002

MOST PENALTIES, GAME, OPPONENT

14 at Cincinnati, 10/2/05
13 vs. Oakland, 10/3/04
vs. Buffalo, 10/13/02
12 at Tennessee, 12/19/10
vs. Washington, 9/24/06

FEWEST PENALTIES, SEASON, OPPONENT

81 2008
2007
88 2011
90 2012
92 2009

FEWEST PENALTIES, GAME, OPPONENT

0 vs. New England, 12/1/13
1 at New York Jets, 11/26/06
vs. Cleveland, 10/30/05

MOST PENALTIES, SEASON, BOTH TEAMS

238 2002
229 2004
217 2003
215 2013
211 2005

MOST PENALTIES, GAME, BOTH TEAMS

24 Texans 14 at Baltimore 10, 9/22/13
24 Texans 11 vs. Buffalo 13, 10/13/02
23 Texans 9 at Cincinnati 14, 10/2/05
Texans 14 at Indianapolis 12, 1/1/02
22 Texans 14 at Jacksonville 8, 12/5/13

FEWEST PENALTIES, SEASON, BOTH TEAMS

161 2008
163 2007
186 2006
187 2011
2009

FEWEST PENALTIES, GAME, BOTH TEAMS

2 Texans 2 vs. New England 0, 12/1/13
3 Texans 1 at Oakland 8, 12/21/08
4 Texans 2 at Jacksonville 2, 9/28/08
5 Texans 1 vs. Miami 4, 10/12/08
6 4 times, last Texans 2 vs. Cleveland 4, 11/6/11

TEAM RECORDS

PENALTIES (CONTINUED)

PENALTY YARDS

MOST YARDS PENALIZED, SEASON

1,138 2013
1,011 2002
961 2003
928 2004
873 2012

MOST YARDS PENALIZED, GAME

177 at Jacksonville, 12/5/13
129 vs. Indianapolis, 11/29/09
127 vs. Tennessee, 12/14/08
125 vs. Indianapolis, 10/8/15
114 at Indianapolis, 12/15/13
113 at Baltimore, 9/22/13

FEWEST YARDS PENALIZED, SEASON

636 2007
664 2008
690 2010
761 2006
833 2009

FEWEST YARDS PENALIZED, GAME

3 vs. Tennessee, 9/30/12
5 vs. Oakland, 10/4/09
vs. Miami, 10/12/08
vs. Indianapolis, 10/5/08
10 at Tennessee, 9/21/08

MOST YARDS PENALIZED, SEASON, OPPONENT

979 2004
955 2002
863 2012
851 2010
846 2005

MOST YARDS PENALIZED, GAME, OPPONENT

128 vs. Buffalo, 10/13/02
126 vs. Washington, 9/24/06
117 Twice, last at Cincinnati, 10/2/05
100 vs. Cincinnati, 11/3/02
92 at Carolina, 9/20/15
90 vs. Green Bay, 11/21/04

FEWEST YARDS PENALIZED, SEASON, OPPONENT

614 2007
659 2008
686 2011
728 2009
767 2003

FEWEST YARDS PENALIZED, GAME, OPPONENT

0 vs. New England, 12/1/13
5 at New York Jets, 11/26/06
vs. Cleveland, 10/30/05
9 vs. New York Jets, 10/19/03
10 vs. Chicago, 12/28/08
at New England, 12/17/06

MOST YARDS PENALIZED, SEASON, BOTH TEAMS

1,966 2002
1,947 2013
1,907 2004
1,736 2012
1,728 2003

MOST YARDS PENALIZED, GAME, BOTH TEAMS

234 Texans 177 at Jacksonville 57, 12/5/13
207 Texans 90 at Cincinnati 117, 10/2/05
203 Texans 75 vs. Buffalo 128, 10/13/02
200 Texans 113 at Baltimore 87, 9/22/13
197 Texans 80 vs. Dallas 117, 9/8/02

ATTENDANCE

TOP 10 HOME ATTENDANCE

Attendance	Date	Opponent	Result
71,787	10/9/14	Indianapolis	L, 33-28
71,780	11/2/14	Philadelphia	L, 31-21
71,778	11/29/15	New Orleans	W, 24-6
71,778	11/3/13	Indianapolis	L, 27-24
71,777	12/28/14	Jacksonville	W, 23-17
71,777	11/23/14	Cincinnati	L, 22-13
71,776	9/13/15	Kansas City	L, 27-20
71,771	12/21/14	Baltimore	W, 25-13
71,770	9/7/14	Washington	W, 17-6
71,769	12/1/13	New England	L, 34-31

TOP 10 ROAD ATTENDANCE

Attendance	Date	Opponent	Result
91,159	10/5/14	Dallas	L, 20-17, (OT)
88,240	9/19/10	Washington	W, 30-27
79,088	10/8/12	N.Y. Jets	W, 23-17
78,843	11/21/10	N.Y. Jets	L, 30-27
78,485	11/5/06	N.Y. Giants	L, 14-10
77,875	12/5/04	N.Y. Jets	L, 29-7
77,462	9/21/14	N.Y. Giants	L, 30-17
77,433	9/26/04	Kansas City	W, 24-21
76,596	11/26/06	N.Y. Jets	L, 26-11
76,566	9/23/12	Denver	W, 31-25

OVERALL HOME ATTENDANCE

Year	Games	Total	Average
2002	8	559,322	69,915
2003	8	563,748	70,468
2004	8	565,192	70,649
2005	8	562,397	70,300
2006	8	561,469	70,184
2007	8	564,159	70,520
2008	8	563,364	70,421
2009	8	564,864	70,608
2010	8	568,643	71,081
2011	8	571,969	71,496
2012	8	573,321	71,665
2013	8	573,271	71,659
2014	8	574,132	71,767
2015	6	430,352	71,725

OVERALL ROAD ATTENDANCE

Year	Games	Total	Average
2002	8	502,400	62,800
2003	8	497,942	62,242
2004	8	544,857	68,107
2005	8	532,541	66,568
2006	8	524,974	65,622
2007	8	515,869	64,483
2008	8	512,254	64,032
2009	8	484,976	60,622
2010	8	539,982	67,498
2011	8	487,733	60,967
2012	8	540,654	67,582
2013	8	530,412	66,302
2014	8	541,851	67,732
2015	6	396,419	66,070