

NEW ENGLAND PATRIOTS

GAME RELEASE

REGULAR SEASON WEEK 14 NEW ENGLAND PATRIOTS AT HOUSTON TEXANS

MEDIA SCHEDULE

WEDNESDAY, DECEMBER 9

9:00 a.m.	Media Check-In and Media Workroom
9:45-10:00 a.m.	Patriots Head Coach Bill Belichick Press Availability (Media Workroom)
11:45 a.m.-12:30 p.m.	Media Availability (Open Locker Room)
12:00 p.m.	Patriots QB Tom Brady Press Availability
12:15 p.m.	Media Meal Provided
Approx. 12:50 p.m.	Media Access to Practice (Upper Grass Fields. Access limited until team drills begin.)

Houston Texans Conference Calls to New England

1:45 p.m.	Texans Head Coach Bill O'Brien
2:00 p.m.	Texans DL Vince Wilfork

THURSDAY, DECEMBER 10

11:00 a.m.	Media Check-In and Media Workroom
11:45 a.m.-12:30 p.m.	Media Access to Practice (Upper Grass Fields. Access limited until team drills begin.)
Approx. 12:50 p.m.	Media Availability (Open Locker Room)

FRIDAY, DECEMBER 11

8:00 a.m.	Media Check-In and Media Workroom
8:45-9:00 a.m.	Media Access to Practice (Upper Grass Fields. Access limited until team drills begin.)
12:45-1:30 p.m.	Media Availability (Open Locker Room)

SATURDAY, DECEMBER 12

Team Travel to Houston - No Media Availability Scheduled

SUNDAY, DECEMBER 13

8:30 p.m. New England Patriots at Houston Texans

2015 PATRIOTS SCHEDULE

REGULAR SEASON (10-2)

Thurs., Sept. 10	Pittsburgh	28-21	W
Sun., Sept. 20	at Buffalo	40-32	W
Sun., Sept. 27	Jacksonville	51-17	W
Sun., Oct. 4	BYE WEEK		
Sun., Oct. 11	at Dallas	30-6	W
Sun., Oct. 18	at Indianapolis	34-27	W
Sun., Oct. 25	N.Y. Jets	30-23	W
Thurs., Oct. 29	Miami	36-7	W
Sun., Nov. 8	Washington	27-10	W
Sun., Nov. 15	at N.Y. Giants	27-26	W
Mon., Nov. 23	Buffalo	20-13	W
Sun., Nov. 29	at Denver	24-30 (OT)	L
Sun., Dec. 6	Philadelphia	28-35	L
Sun., Dec. 13	at Houston	8:30 p.m.	NBC
Sun., Dec. 20	Tennessee	1:00 p.m.	CBS
Sun., Dec. 27	at N.Y. Jets	1:00 p.m.	CBS*
Sun., Jan. 3	at Miami	1:00 p.m.	CBS*

*Game time and network subject to possible flexible scheduling adjustment

2015 AFC EAST STANDINGS

TEAM	W	L	T	PCT.	PF	PA
NEW ENGLAND	10	2	0	.833	375	247
New York Jets	7	5	0	.583	295	248
Buffalo Bills	6	6	0	.500	296	278
Miami Dolphins	5	7	0	.417	240	300

GAME SUMMARY

NEW ENGLAND PATRIOTS (10-2) at HOUSTON TEXANS (6-6)

Sunday Dec. 13, 2015 • NRG Stadium (71,795) • 8:30 p.m. ET

The New England Patriots will attempt to get back in the win column after losing two straight games when they travel to play the Houston Texans in a Sunday Night Football matchup.

Despite the losing effort last week against Philadelphia, QB Tom Brady passed for 312 yards and three touchdowns to push his 2015 totals to an NFL-leading 3,912 yards and 31 touchdowns. It is the sixth time in his career that he has reached at least 30 touchdowns to become the fourth player in NFL history with at least 30 or more touchdowns passes in six seasons, joining Brett Favre (9), Peyton Manning (9) and Drew Brees (7).

Brady needs 88 yards passing this week to reach 4,000 passing yards for the eighth time in his career and join Peyton Manning (14) and Drew Brees (9) as the only players with eight 4,000-yard passing seasons.

BROADCAST INFORMATION

TELEVISION: This week's game will be broadcast by **NBC** and can be seen locally on **WHDH-TV Channel 7** in Boston. **Al Michaels** will handle play-by-play duties with **Cris Collinsworth** as the color analyst. **Michele Tafoya** will work the sidelines. The game will be produced by **Fred Gaudelli** and directed by **Drew Esocoff**.

NATIONAL RADIO: This week's game will be broadcast to a national audience on **Westwood One Sports**. **Kevin Kugler** and **James Lofton** will call the game.

LOCAL RADIO: 98.5 FM, The Sports Hub, is the flagship station for the **Patriots Radio Network**. Play-by-play broadcaster **Bob Socci** will call the action along with former Patriots quarterback **Scott Zolak**, who will provide color analysis. Produced by **Marc Cappello**.

BELICHICK LOOKING FOR ELEVEN

Bill Belichick is one win shy of his 13th 11-win season, which would tie Don Shula for most in NFL history. Belichick has 11 seasons with at least 11 wins with New England and one such season with Cleveland.

NFL HEAD COACHES WITH THE MOST 11-WIN SEASONS

Don Shula	13
Bill Belichick	12
Tom Landry	10

WEEK 14 HIGHLIGHTS

PAGE 22: The New England Patriots franchise shares a rich history with the city of Houston.

PAGE 24: Since the start of the 2000 season, the Patriots own the best road record in the NFL.

PAGE 24: The Patriots have the NFL's best record in the month of December since 2001.

PAGE 35: Tom Brady is on the verge of another 4,000-yard passing season.

MEDIA CONTACTS

PATRIOTS MEDIA RELATIONS OFFICE: 508-384-4203

Stacey James, Vice President of Media Relations, staceyj@patriots.com, 508-326-6868
Aaron Salkin, Director of Media Relations, aarons@patriots.com, 508-326-6870
Michael Jurovaty, Asst. Director of Media Relations, mjurovaty@patriots.com, 508-326-6187
Cecily Faenza, Social Media Manager, cecilyf@patriots.com, 774-254-7917
Travis Basciotta, Media Relations Coord., travisb@patriots.com, 508-431-7773
Jeremie Smith, Corporate Communications Coord., jeremies@patriots.com, 508-549-0492

GILLETTE STADIUM • ONE PATRIOT PLACE • FOXBOROUGH, MA 02035

TEL: 508-384-9105 • FAX: 508-543-9053

PATRIOTS.COM • HTTP://MEDIA.PATRIOTS.COM





2015 OFFENSIVE STATISTICS

WON 10, LOST 2

09/10	W 28-21	Pittsburgh	66,829
09/20	W 40-32	at Buffalo	70,858
09/27	W 51-17	Jacksonville	66,829
10/11	W 30- 6	at Dallas	93,054
10/18	W 34-27	at Indianapolis	66,726
10/25	W 30-23	New York Jets	66,829
10/29	W 36- 7	Miami	66,829
11/08	W 27-10	Washington	66,829
11/15	W 27-26	at New York Giants	81,061
11/23	W 20-13	Buffalo	66,829
11/29	L 24-30 OT	at Denver	76,970
12/06	L 28-35	Philadelphia	66,829
12/13		at Houston	
12/20		Tennessee	
12/27		at New York Jets	
01/03		at Miami	

	N.E.	Opp.
TOTAL FIRST DOWNS	284	237
Rushing	70	62
Passing	190	156
Penalty	24	19
3rd Down: Made/Att	69/159	65/169
3rd Down Pct.	43.4	38.5
4th Down: Made/Att	6/11	8/14
4th Down Pct.	54.5	57.1
POSSESSION AVG.	30:06	29:54
TOTAL NET YARDS	4852	4094
Avg. Per Game	404.3	341.2
Total Plays	814	788
Avg. Per Play	6.0	5.2
NET YARDS RUSHING	1062	1195
Avg. Per Game	88.5	99.6
Total Rushes	277	293
NET YARDS PASSING	3790	2899
Avg. Per Game	315.8	241.6
Sacked/Yards Lost	29/158	36/231
Gross Yards	3948	3130
Att./Completions	508/324	459/275
Completion Pct.	63.8	59.9
Had Intercepted	6	10
PUNTS/AVERAGE	53/44.7	64/46.4
NET PUNTING AVG.	53/39.2	64/39.5
PENALTIES/YARDS	77/730	89/816
FUMBLES/BALL LOST	11/5	20/6
TOUCHDOWNS	43	29
Rushing	12	8
Passing	31	17
Returns	0	4

* SCORE BY PERIODS						
	Q1	Q2	Q3	Q4	OT	PTS
TEAM	75	113	77	110	0	375
OPPONENTS	27	70	59	85	6	247

* SCORING								
	TD	Ru	Pa	Rt	K-PAT	FG	S	PTS
Gostkowski	0	0	0	0	43/43	24/25	0	115
Gronkowski	9	0	9	0	0	0	54	68
Blount	7	6	1	0	0	0	42	18
Edelman	7	0	7	0	0	0	24	17
Chandler	4	0	4	0	0	0	24	17
Lewis	4	2	2	0	0	0	1	5
Amendola	3	0	3	0	0	0	18	29
Brady	3	3	0	0	0	0	18	50
White	3	1	2	0	0	0	18	50
Bolden	2	0	2	0	0	0	12	18
K. Martin LG	1	0	1	0	0	0	6	18
K. Martin TM	1	0	1	0	0	0	6	18
TEAM	43	12	31	0	43/43	24/25	1	375
OPPONENTS	29	8	17	4	23/25	16/21	0	247
2-Pt Conv: TM	0-0	OPP	1-3					

* RUSHING						
	No.	Yds	Avg	Long	TD	
Blount	155	650	4.2	38t	6	
Lewis	49	234	4.8	13	2	
Bolden	19	59	3.1	14	0	
Brady	28	45	1.6	12	3	
White	15	39	2.6	8	1	
Edelman	3	23	7.7	12	0	
Amendola	2	11	5.5	8	0	
D. Johnson	1	6	6.0	6	0	
Garoppolo	5	-5	-1.0	-1	0	
TEAM	277	1062	3.8	38t	12	
OPPONENTS	293	1195	4.1	48t	8	

* RECEIVING						
	No.	Yds	Avg	Long	TD	
Edelman	61	692	11.3	59t	7	
Gronkowski	57	931	16.3	76t	9	
Amendola	56	582	10.4	41	3	
Lewis	36	388	10.8	40	2	
LaFell	25	369	14.8	54	0	
Chandler	23	259	11.3	30	4	
White	22	210	9.5	25	2	
Dobson	13	141	10.8	24	0	
K. Martin LG	10	148	14.8	39	1	
K. Martin TM	10	148	14.8	39	1	
Bolden	10	127	12.7	63t	2	
Blount	6	43	7.2	14	1	
M. Williams	2	19	9.5	15	0	
Brady	1	36	36.0	36	0	
Cadet TM	1	2	2.0	2	0	
Cleveland	1	1	1.0	1	0	
TEAM	324	3948	12.2	76t	31	
OPPONENTS	275	3130	11.4	87t	17	

* INTERCEPTIONS						
	No.	Yds	Avg	Long	TD	
Ryan	4	39	9.8	25	0	
Harmon	3	50	16.7	30	0	
McCourty	1	27	27.0	27	0	
Butler	1	9	9.0	9	0	
Cha. Jones	1	0	0.0	0	0	
TEAM	10	125	12.5	30	0	
OPPONENTS	6	163	27.2	99t	2	

* PUNTING								
	No.	Yds	Avg	Net	TB	In	Lg	B
Allen	52	2367	45.5	39.2	2	24	67	1
TEAM	53	2367	44.7	39.2	2	24	67	1
OPPONENTS	64	2972	46.4	39.5	5	14	70	0

* PUNT RETURNS							
	Ret	FC	Yds	Avg	Long	TD	
Amendola	19	8	240	12.6	82	0	
Edelman	10	1	81	8.1	19	0	
Harper	3	2	17	5.7	10	0	
D. Johnson	2	0	3	1.5	3	0	
Chung	1	0	4	4.0	4	0	
TEAM	35	11	345	9.9	82	0	
OPPONENTS	30	9	250	8.3	83t	1	

* KICKOFF RETURNS						
	No.	Yds	Avg	Long	TD	
Amendola	8	172	21.5	29	0	
K. Martin LG	4	68	17.0	18	0	
K. Martin TM	4	68	17.0	18	0	
M. Williams	3	18	6.0	10	0	
McCourty	2	0	0.0	0	0	
Chung	1	17	17.0	17	0	
Gronkowski	1	5	5.0	5	0	
TEAM	19	280	14.7	29	0	
OPPONENTS	25	464	18.6	50	0	

* FIELD GOALS										
	1-19	20-29	30-39	40-49	50+					
Gostkowski	0/0	6/6	7/7	7/7	7/7	4/5				
TEAM	0/0	6/6	7/7	7/7	7/7	4/5				
OPPONENTS	0/0	6/6	4/4	2/6	4/5					
Gostkowski: ()	(46G, 21G, 50G, 25G)	(46G, 20G, 46G)								
OPPONENTS	(49G, 57G, 34G)	(40G, 35G)	(38G, 46G, 24G)	(52G, 36G)						
2-Pt Conv: TM	0-0	OPP	1-3							
	(21G, 21G)	(31G, 54G)	(35G, 54N, 35G)	(47G)	()					

* PASSING												
	Att	Cmp	Yds	Cmp%	Yds/Att	TD	TD%	Int	Int%	Long	Sack/Lost	Rating
Brady	507	323	3912	63.7	7.72	31	6.1	6	1.2	76t	29/158	102.8
Amendola	1	1	36	100.0	36.00	0	0.0	0	0.0	36	0/0	118.8
TEAM	508	324	3948	63.8	7.77	31	6.1	6	1.2	76t	29/158	103.0
OPPONENTS	459	275	3130	59.9	6.82	17	3.7	10	2.2	87t	36/231	83.7



2015 DEFENSIVE STATISTICS

Tackle Statistics based on Play-by-Play

PLAYER Name	TACKLES			SACKS			INTERCEPTIONS				FUMBLES				SP. TEAMS					
	TT	UT	A	S	Yds	QH	Int	Yds	TD	PD	FF	FR	Yds	TD	TT	UT	A	FF	FR	
Logan Ryan	63	47	16	0.0	0.0	0	4	39	0	12	0	0	0	0	0	0	0	0	0	0
Jamie Collins	62	47	15	4.5	24.5	5	0	0	0	2	4	0	0	0	0	0	0	0	0	0
Patrick Chung	61	36	25	0.0	0.0	0	0	0	0	8	1	0	0	0	3	3	0	0	0	0
Dont'a Hightower	55	48	7	3.5	26.5	6	0	0	0	1	0	1	0	0	0	0	0	0	0	0
Devin McCourty	55	42	13	1.0	13.0	1	1	27	0	5	0	0	0	0	2	2	0	0	0	0
Malcolm Butler	54	44	10	0.0	0.0	0	1	9	0	13	0	0	0	0	0	0	0	0	0	0
Jonathan Freeny	43	27	16	1.0	13.0	1	0	0	0	1	1	1	7	0	2	1	1	0	0	1
Chandler Jones	37	28	9	10.5	61.5	14	1	0	0	2	3	0	0	0	0	0	0	0	0	0
Rob Ninkovich	36	23	13	5.5	37.0	13	0	0	0	5	1	1	0	0	0	0	0	0	0	0
Malcom Brown	33	21	12	3.0	17.0	3	0	0	0	0	0	1	0	0	0	0	0	0	0	0
Jerod Mayo	27	18	9	1.0	0.0	3	0	0	0	1	0	0	0	0	0	0	0	0	0	0
Sealver Siliga	26	13	13	0.0	0.0	0	0	0	0	0	0	0	0	0	0	0	0	0	0	0
Alan Branch	22	15	7	1.0	5.0	2	0	0	0	2	2	0	0	0	0	0	0	0	0	0
Jabaal Sheard	21	17	4	4.0	28.0	7	0	0	0	2	1	0	0	0	0	0	0	0	0	0
Justin Coleman	20	17	3	0.0	0.0	0	0	0	0	4	0	1	0	0	0	0	0	0	0	0
Tarell Brown	14	11	3	0.0	0.0	0	0	0	0	0	0	0	0	0	0	0	0	0	0	0
Dominique Easley	14	8	6	1.0	5.5	8	0	0	0	0	0	0	0	0	0	0	0	0	0	0
Duron Harmon	13	10	3	0.0	0.0	0	3	50	0	5	0	0	0	0	0	0	0	0	0	0
Bradley Fletcher	10	7	3	0.0	0.0	0	0	0	0	0	1	0	0	0	0	0	0	0	0	0
Jordan Richards	7	6	1	0.0	0.0	0	0	0	0	1	0	0	0	0	1	1	0	0	0	0
Akiem Hicks	7	2	5	0.0	0.0	2	0	0	0	0	0	0	0	0	0	0	0	0	0	0
Tavon Wilson	6	5	1	0.0	0.0	1	0	0	0	0	0	0	0	0	1	1	0	0	0	0
Geneo Grissom	4	2	2	0.0	0.0	0	0	0	0	0	0	0	0	0	1	0	1	0	0	0
Rashaan Melvin	3	1	2	0.0	0.0	0	0	0	0	0	0	0	0	0	2	2	0	0	0	0
Rufus Johnson	1	1	0	0.0	0.0	0	0	0	0	0	0	0	0	0	0	0	0	0	0	0
Brandon Bolden	1	1	0	0.0	0.0	0	0	0	0	0	0	0	0	0	2	1	1	1	0	0
Matthew Slater	1	1	0	0.0	0.0	0	0	0	0	0	0	0	0	0	10	8	2	0	0	0
Jonathan Bostic	1	0	1	0.0	0.0	1	0	0	0	0	0	0	0	0	1	1	0	0	0	0
Darius Fleming	1	0	1	0.0	0.0	0	0	0	0	0	0	0	0	0	3	2	1	0	0	0
Joe Cardona	0	0	0	0.0	0.0	0	0	0	0	0	0	0	0	0	3	3	0	0	0	0
Eric Martin	0	0	0	0.0	0.0	0	0	0	0	0	0	0	0	0	3	3	0	1	0	0
Brandon King	0	0	0	0.0	0.0	0	0	0	0	0	0	0	0	0	10	9	1	1	0	0
Ryan Allen	0	0	0	0.0	0.0	0	0	0	0	0	0	0	0	0	1	1	0	0	0	0
Dekoda Watson	0	0	0	0.0	0.0	0	0	0	0	0	0	0	0	0	1	1	0	0	0	0
Nate Ebner	0	0	0	0.0	0.0	1	0	0	0	0	0	0	0	0	9	7	2	0	0	0
TOTALS	698	498	200	36.0	231.0	68	10	125	0	64	14	5	7	0	55	46	9	3	1	0

FUMBLES - LOST (11-5)				
	Own			
	No.	Lost	Rec	O.B.
LeGarrette Blount	1	0	1	0
Tom Brady	5	2	1	0
Julian Edelman	1	1	1	0
Jonathan Freeny	1	0	0	1
Rob Gronkowski	0	0	1	0
Chris Harper	1	1	0	0
Dion Lewis	2	1	0	0
Bryan Stork	0	0	1	0
TOTALS	11	5	5	1

KEY	
TT-Total Tackles	Int/Yds-Interceptions/Yards Returned
UT-Unassisted Tackles	PD-Passes Defensed
A-Assisted Tackles	FF-Forced Fumbles

MISC. OFFENSIVE STATS				
	Tkl	Ast	FF	FR
Tom Brady	2	0	0	0
Julian Edelman	1	0	0	0
Cameron Fleming	1	0	0	0
Rob Gronkowski	1	0	0	0
Josh Kline	1	0	0	0
Bryan Stork	1	0	0	0
TOTALS	7	0	0	0

BLOCKED KICKS			
	XP	FG	P
Jamie Collins	1	0	0
TOTALS	1	0	0



NEW ENGLAND PATRIOTS 2015 STATS PACK

PATRIOTS PARTICIPATION

Player	Regular Season				PIT	at BUF	JAX	at DAL	at IND	NYJ	MIA	WAS	at NYG	BUF	at DEN	PHI	at HOU	TEN	at NYJ	at MIA
	GP	GS	DNP	INA																
Allen, Ryan	12	0	0	0	sub	sub	sub	sub	sub	sub	sub	sub	sub	sub	sub	sub				
Amendola, Danny	11	7	0	1	WR	WR	WR	sub	sub	WR	WR	WR	sub	WR	X	sub				
Andrews, David	10	10	2	0	C	C	C	C	C	C	C	C	C	C	dnp	dnp				
Barker, Chris	1	0	0	0									sub		PS					
Blount, LeGarrette	11	5	0	0		sub	sub	sub	sub	sub	RB	sub	RB	RB	RB	RB				
Bolden, Brandon	11	0	0	1	sub	sub	sub	sub	sub	X	sub	sub	sub	sub	sub	sub				
Bostic, Jonathan	8	0	0	1				X	sub	sub	sub	sub	sub	sub	sub	sub				
Brady, Tom	12	12	0	0	QB	QB	QB	QB	QB	QB	QB	QB	QB	QB	QB	QB				
Branch, Alan	12	11	0	0	sub	DT	DT	DT	DT	DT	DT	DT	DT	DT	DT	DT				
Brown, Malcom	12	8	0	0	DT	sub	sub	sub	sub	DT	DT	DT	DT	DT	DT	DT				
Brown, Tarell	3	2	1	0	RCB	RCB	dnp	sub												
Butler, Malcolm	12	12	0	0	LCB	LCB	LCB	LCB	LCB	LCB	LCB	LCB	LCB	LCB	LCB	LCB				
Cadet, Travaris	1	0	0	2	X	sub	X													
Cannon, Marcus	8	4	0	4	sub	sub	sub	sub	LT	X	X	X	X	LT	RT	RT				
Cardona, Joe	12	0	0	0	sub	sub	sub	sub	sub	sub	sub	sub	sub	sub	sub	sub				
Chandler, Scott	12	4	0	0	TE	sub	sub	sub	sub	sub	sub	TE	TE	sub	TE	sub				
Chung, Patrick	12	12	0	0	S	S	S	S	S	S	S	S	S	S	S	S				
Cleveland, Asante	2	0	0	0													sub	sub		
Coleman, Justin	7	2	0	5	X	X	sub	sub	sub	sub	DB	DB	sub	X	X	X				
Collins, Jamie	8	8	0	4	LB	LB	LB	LB	LB	LB	LB	X	X	X	X	LB				
Dobson, Aaron	8	3	0	2	sub	WR	WR	X	X	sub	sub	sub	sub	WR						
Easley, Dominique	10	1	0	2	DT	X	sub	sub	sub	sub	sub	sub	sub	sub	sub	X				
Ebner, Nate	11	0	0	1	sub	X	sub	sub	sub	sub	sub	sub	sub	sub	sub	sub				
Edelman, Julian	9	9	0	3	WR	WR	WR	WR	WR	WR	WR	WR	WR	X	X	X				
Fleming, Cameron	8	6	0	0					sub	RT	RT	RT	LT	RT	sub	TE				
Fleming, Darius	2	0	0	0													sub	sub		
Fletcher, Bradley	2	0	0	1	sub	sub	X													
Flowers, Trey	1	0	0	10	X	X	X	X	X	sub	X	X	X	X	X					
Freemy, Jonathan	12	7	0	0	sub	sub	sub	sub	LB	LB	sub	LB	LB	LB	LB	LB				
Garoppolo, Jimmy	4	0	8	0	dnp	dnp	sub	sub	dnp	dnp	sub	dnp	dnp	dnp	dnp	dnp				
Gostkowski, Stephen	12	0	0	0	sub	sub	sub	sub	sub	sub	sub	sub	sub	sub	sub	sub				
Grissom, Geneo	11	0	0	1	sub	sub	sub	sub	X	sub	sub	sub	sub	sub	sub	sub				
Gronkowski, Rob	11	11	0	1	TE	TE	TE	TE	TE	TE	TE	TE	TE	TE	TE	X				
Harmon, Duron	12	3	0	0	DB	sub	sub	sub	sub	DB	sub	sub	sub	sub	sub	sub	DB			
Harper, Chris	3	0	0	0	sub												sub	sub	PS	
Hicks, Akiem	9	0	0	0					sub	sub	sub	sub	sub	sub	sub	sub				
Hightower, Dont'a	10	10	0	2	LB	LB	LB	LB	X	LB	LB	LB	LB	LB	LB	X				
Hoomanawanui, M.	2	0	0	1	sub	sub	X													
Jackson, Tre'	9	5	0	3	RG	sub	RG	sub	sub	RG	RG	X	X	X	sub	RG				
Johnson, Damaris	1	0	0	0													sub			
Johnson, Rufus	1	0	0	5	X	sub	X	X	X	X										
Jones, Chandler	12	12	0	0	RE	RE	RE	RE	RE	RE	RE	RE	RE	RE	RE	RE				
King, Brandon	9	0	0	0																
Kline, Josh	12	12	0	0	LG	RG	LG	RG	RG	LG	LG	RG	RG	RG	RG	LG				
LaFell, Brandon	7	3	0	0						WR	sub	sub	sub	sub	WR	WR				
Lewis, Dion	7	6	0	1	RB	RB	RB	RB	RB	X	sub	RB								
Martin, Eric	3	0	0	0	sub												sub	sub		
Martin, Keshawn	5	4	0	6		X	sub	WR	WR	X	X	X	X	X	WR	WR				
Mason, Shaq	10	7	0	2	sub	LG	sub	LG	LG	X	X	LG	LG	LG	LG	sub				
Mayo, Jerod	12	6	0	0	sub	LB	LB	LB	sub	sub	sub	sub	LB	LB	LB	sub				
McCourty, Devin	12	12	0	0	S	S	S	S	S	S	S	S	S	S	S	S				
McDonald, Dewey	1	0	0	1								X	sub							
Melvin, Rashaan	8	0	0	0					sub	sub	sub	sub	sub	sub	sub	sub				
Ninkovich, Rob	12	12	0	0	LE	LE	LE	LE	LE	LE	LE	LE	LE	LE	LE	LE				
Richards, Jordan	10	0	0	2	sub	sub	sub	sub	sub	sub	sub	sub	sub	sub	X	X				
Ryan, Logan	12	10	0	0	sub	sub	RCB	RCB	RCB	RCB	RCB	RCB	RCB	RCB	RCB	RCB				
Sheard, Jabaal	9	0	0	3	sub	sub	sub	sub	sub	X	X	X	sub	sub	sub	sub				
Siliga, Sealver	11	4	0	1	sub	DT	DT	DT	DT	sub	sub	sub	sub	X	sub	sub				
Slater, Matthew	12	0	0	0	sub	sub	sub	sub	sub	sub	sub	sub	sub	sub	sub	sub				
Solder, Nate	4	4	0	0	LT	LT	LT	LT												
Stork, Bryan	5	3	0	0									sub	RT	sub	C	C			
Thornton, Khyri	0	0	0	3	X				PS	X	X									
Vollmer, Sebastian	11	10	0	1	RT	RT	RT	RT	RT	LT	LT	LT	X	sub	LT	LT				
Watson, Dekoda	2	0	0	0																
Wendell, Ryan	2	0	0	5	X	X	X	X	X	sub	sub									
White, James	10	1	0	2	sub	X	sub	sub	sub	RB	sub	X	sub	sub	sub	sub				
Williams, Michael	11	6	0	1	sub	sub	sub	TE	TE	sub	TE	sub	TE	TE	X	TE				
Williams, Trey	0	0	0	1													sub			
Wilson, Tavon	7	0	0	5	X	sub	X	X	sub	sub	X	sub	X	sub	sub	sub				
Totals	541	264	11	84																

X - inactive / CAPS - starters / sub - played / dnp - did not play / PS - Practice Squad

KEY:

Not on active roster



NEW ENGLAND PATRIOTS 2015 STATS PACK
GAME-BY-GAME STARTERS

2015 OFFENSIVE STARTERS BY GAME												
Date	Opponent	WR	LT	LG	C	RG	RT	TE	WR	QB	RB	TE
09/10	Pittsburgh	D. Amendola	N. Solder	J. Kline	D. Andrews	T. Jackson	S. Vollmer	R. Gronkowski	J. Edelman	T. Brady	D. Lewis	S. Chandler
09/20	at Buffalo	D. Amendola	N. Solder	S. Mason	D. Andrews	J. Kline	S. Vollmer	R. Gronkowski	J. Edelman	T. Brady	D. Lewis	A. Dobson (WR)
09/27	Jacksonville	D. Amendola	N. Solder	J. Kline	D. Andrews	T. Jackson	S. Vollmer	R. Gronkowski	J. Edelman	T. Brady	D. Lewis	A. Dobson (WR)
10/11	at Dallas	K. Martin	N. Solder	S. Mason	D. Andrews	J. Kline	S. Vollmer	R. Gronkowski	J. Edelman	T. Brady	D. Lewis	M. Williams
10/18	at Indianapolis	K. Martin	M. Cannon	S. Mason	D. Andrews	J. Kline	S. Vollmer	R. Gronkowski	J. Edelman	T. Brady	D. Lewis	M. Williams
10/25	N.Y. Jets	D. Amendola	S. Vollmer	J. Kline	D. Andrews	T. Jackson	C. Fleming	R. Gronkowski	J. Edelman	T. Brady	J. White	B. LaFell
10/29	Miami	D. Amendola	S. Vollmer	J. Kline	D. Andrews	T. Jackson	C. Fleming	R. Gronkowski	J. Edelman	T. Brady	L. Blount	M. Williams
11/08	Washington	D. Amendola	S. Vollmer	S. Mason	D. Andrews	J. Kline	C. Fleming	R. Gronkowski	J. Edelman	T. Brady	D. Lewis	S. Chandler
11/15	at N.Y. Giants	M. Williams (TE)	C. Fleming	S. Mason	D. Andrews	J. Kline	B. Stork	R. Gronkowski	J. Edelman	T. Brady	L. Blount	S. Chandler
11/23	Buffalo	D. Amendola	M. Cannon	S. Mason	D. Andrews	J. Kline	C. Fleming	R. Gronkowski	A. Dobson	T. Brady	L. Blount	M. Williams
11/29	at Denver	B. LaFell	S. Vollmer	S. Mason	B. Stork	J. Kline	M. Cannon	R. Gronkowski	K. Martin	T. Brady	L. Blount	S. Chandler
12/06	Philadelphia	B. LaFell	S. Vollmer	J. Kline	B. Stork	T. Jackson	M. Cannon	M. Williams	K. Martin	T. Brady	L. Blount	C. Fleming
12/13	at Houston											
12/20	Tennessee											
12/27	at N.Y. Jets											
01/03	at Miami											
2015 DEFENSIVE STARTERS BY GAME												
Date	Opponent	LE	DT	DT	RE	LB	LB	LB	LCB	RCB	S	S
09/10	Pittsburgh	R. Ninkovich	D. Easley	M. Brown	Cha. Jones	J. Collins	D. Hightower	D. Harmon (DB)	M. Butler	T. Brown	D. McCourty	P. Chung
09/20	at Buffalo	R. Ninkovich	A. Branch	S. Siliga	Cha. Jones	J. Collins	D. Hightower	J. Mayo	M. Butler	T. Brown	D. McCourty	P. Chung
09/27	Jacksonville	R. Ninkovich	A. Branch	S. Siliga	Cha. Jones	J. Collins	D. Hightower	J. Mayo	M. Butler	L. Ryan	D. McCourty	P. Chung
10/11	at Dallas	R. Ninkovich	A. Branch	S. Siliga	Cha. Jones	J. Collins	D. Hightower	J. Mayo	M. Butler	L. Ryan	D. McCourty	P. Chung
10/18	at Indianapolis	R. Ninkovich	A. Branch	S. Siliga	Cha. Jones	J. Collins	J. Freeny	D. Harmon (DB)	M. Butler	L. Ryan	D. McCourty	P. Chung
10/25	N.Y. Jets	R. Ninkovich	A. Branch	M. Brown	Cha. Jones	J. Collins	D. Hightower	J. Freeny	M. Butler	L. Ryan	D. McCourty	P. Chung
10/29	Miami	R. Ninkovich	A. Branch	M. Brown	Cha. Jones	J. Collins	D. Hightower	J. Coleman (DB)	M. Butler	L. Ryan	D. McCourty	P. Chung
11/08	Washington	R. Ninkovich	A. Branch	M. Brown	Cha. Jones	J. Freeny	D. Hightower	J. Coleman (DB)	M. Butler	L. Ryan	D. McCourty	P. Chung
11/15	at N.Y. Giants	R. Ninkovich	A. Branch	M. Brown	Cha. Jones	J. Freeny	D. Hightower	J. Mayo	M. Butler	L. Ryan	D. McCourty	P. Chung
11/23	Buffalo	R. Ninkovich	A. Branch	M. Brown	Cha. Jones	J. Freeny	D. Hightower	J. Mayo	M. Butler	L. Ryan	D. McCourty	P. Chung
11/29	at Denver	R. Ninkovich	A. Branch	M. Brown	Cha. Jones	J. Freeny	D. Hightower	J. Mayo	M. Butler	L. Ryan	D. McCourty	P. Chung
12/06	Philadelphia	R. Ninkovich	A. Branch	M. Brown	Cha. Jones	J. Collins	J. Freeny	D. Harmon (DB)	M. Butler	L. Ryan	D. McCourty	P. Chung
12/13	at Houston											
12/20	Tennessee											
12/27	at N.Y. Jets											
01/03	at Miami											





2015 NEW ENGLAND PATRIOTS ROSTER

AS OF DECEMBER 8, 2015

ALPHABETICAL ROSTER

#	NAME	POS	HT	WT	BORN	YR	COLLEGE	H.S. HOMETOWN
6	Allen, Ryan	P	6-2	220	2/28/1990	3	Louisiana Tech	Salem, Ore.
80	Amendola, Danny	WR	5-11	190	11/2/1985	7	Texas Tech	The Woodlands, Texas
60	Andrews, David	C	6-3	295	7/10/1992	R	Georgia	Johns Creek, Ga.
29	Blount, LeGarrette	RB	6-0	250	12/5/1986	6	Oregon	Perry, Fla.
38	Bolden, Brandon	RB	5-11	220	1/26/1990	4	Mississippi	Baton Rouge, La.
58	Bostic, Jonathan	LB	6-1	245	5/5/1991	3	Florida	Wellington, Fla.
12	Brady, Tom	QB	6-4	225	8/3/1977	16	Michigan	San Mateo, Calif.
97	Branch, Alan	DL	6-6	350	12/29/1984	9	Michigan	Rio Ranch, N.M.
90	Brown, Malcom	DL	6-2	320	2/2/1994	R	Texas	Brenham, Texas
21	Butler, Malcolm	CB	5-11	190	3/2/1990	2	West Alabama	Vicksburg, Miss.
61	Cannon, Marcus	OL	6-5	335	5/6/1988	5	Texas Christian	Odessa, Texas
49	Cardona, Joe	LS	6-3	245	4/16/1992	R	Navy	El Cajon, Calif.
88	Chandler, Scott	TE	6-7	260	7/23/1985	8	Iowa	Southlake, Texas
23	Chung, Patrick	S	5-11	215	8/19/1987	7	Oregon	Rancho Cucamonga, Calif.
44	Cleveland, Asante	TE	6-5	260	3/21/1992	2	Miami (Fla.)	Sacramento, Calif.
22	Coleman, Justin	DB	5-11	188	3/27/1993	R	Tennessee	Brunswick, Ga.
91	Collins, Jamie	LB	6-3	250	10/20/1989	3	Southern Mississippi	McCall Creek, Miss.
99	Easley, Dominique	DL	6-2	285	4/28/1992	2	Florida	Staten Island, N.Y.
43	Ebner, Nate	DB	6-0	220	12/14/1988	4	Ohio State	Dublin, Ohio
11	Edelman, Julian	WR	5-10	200	5/22/1986	7	Kent State	Redwood City, Calif.
71	Fleming, Cameron	OL	6-6	320	9/3/1992	2	Stanford	Houston, Texas
53	Fleming, Darius	LB	6-2	250	7/19/1989	4	Notre Dame	Chicago, Ill.
55	Freemy, Jonathan	LB	6-2	255	6/15/1989	4	Rutgers	Coconut Creek, Fla.
10	Garoppolo, Jimmy	QB	6-2	225	11/2/1991	2	Eastern Illinois	Arlington, Ill.
3	Gostkowski, Stephen	K	6-1	215	1/28/1984	10	Memphis	Madison, Miss.
92	Grissom, Geneo	DL	6-4	265	6/4/1992	R	Oklahoma	Hutchinson, Kan.
87	Gronkowski, Rob	TE	6-6	265	5/14/1989	6	Arizona	Pittsburgh, Pa.
30	Harmon, Duron	DB	6-1	205	1/24/1991	3	Rutgers	Magnolia, Del.
72	Hicks, Akiem	DL	6-5	324	11/16/1989	4	Regina	Fair Oaks, Calif.
54	Hightower, Dont'a	LB	6-3	265	3/12/1990	4	Alabama	Lewisburg, Tenn.
63	Jackson, Tre'	G	6-4	320	12/14/1992	R	Florida State	Jesup, Ga.
15	Johnson, Damaris	WR	5-8	175	11/22/1989	4	Tulsa	Norco, La.
95	Jones, Chandler	DE	6-5	265	2/27/1990	4	Syracuse	Endicott, N.Y.
36	King, Brandon	DB	6-2	220	6/8/1993	R	Auburn	Alabaster, Ala.
67	Kline, Josh	OL	6-3	300	12/29/1989	3	Kent State	Mason, Ohio
19	LaFell, Brandon	WR	6-3	210	11/4/1986	6	Louisiana State	Houston, Texas
82	Martin, Keshawn	WR	5-11	194	3/15/1990	4	Michigan State	Westland, Mich.
69	Mason, Shaq	OL	6-1	310	8/28/1993	R	Georgia Tech	Columbia, Tenn.
51	Mayo, Jerod	LB	6-1	250	2/23/1986	8	Tennessee	Hampton, Va.
32	McCourty, Devin	DB	5-10	195	8/13/1987	6	Rutgers	Montvale, N.J.
24	Melvin, Rashaan	DB	6-2	193	10/2/1989	3	Northern Illinois	Waukegan, Ill.
50	Ninkovich, Rob	DE	6-2	260	2/1/1984	10	Purdue	Blue Island, Ill.
37	Richards, Jordan	DB	5-11	210	1/21/1993	R	Stanford	Folsom, Calif.
26	Ryan, Logan	CB	5-11	195	2/9/1991	3	Rutgers	Voorhees, N.J.
93	Sheard, Jabaal	DL	6-3	260	5/10/1989	5	Pittsburgh	Hollywood, Fla.
96	Siliga, Sealver	DL	6-2	325	4/26/1990	4	Utah	West Jordan, Utah
18	Slater, Matthew	WR	6-0	205	9/9/1985	8	UCLA	Anaheim, Calif.
66	Stork, Bryan	OL	6-4	310	11/15/1990	2	Florida State	Vero Beach, Fla.
76	Vollmer, Sebastian	T	6-8	325	7/10/1984	7	Houston	Kaarst, Germany
28	White, James	RB	5-10	205	2/3/1992	2	Wisconsin	Ft. Lauderdale, Fla.
85	Williams, Michael	TE	6-6	304	9/8/1990	2	Alabama	Reform, Ala.
31	Williams, Trey	RB	5-7	195	12/11/1992	R	Texas A&M	Houston, Texas
27	Wilson, Tavon	DB	6-0	215	3/19/1990	4	Illinois	Washington, D.C.

NUMERICAL ROSTER

#	NAME	POS
3	Stephen Gostkowski	K
6	Ryan Allen	P
10	Jimmy Garoppolo	QB
11	Julian Edelman	WR
12	Tom Brady	QB
15	Damaris Johnson	WR
18	Matthew Slater	WR
19	Brandon LaFell	WR
21	Malcolm Butler	CB
22	Justin Coleman	DB
23	Patrick Chung	S
24	Rashaan Melvin	DB
26	Logan Ryan	CB
27	Tavon Wilson	DB
28	James White	RB
29	LeGarrette Blount	RB
30	Duron Harmon	DB
31	Trey Williams	RB
32	Devin McCourty	DB
36	Brandon King	DB
37	Jordan Richards	DB
38	Brandon Bolden	RB
43	Nate Ebner	DB
44	Asante Cleveland	TE
49	Joe Cardona	LS
50	Rob Ninkovich	DE
51	Jerod Mayo	LB
53	Darius Fleming	LB
54	Dont'a Hightower	LB
55	Jonathan Freemy	LB
58	Jonathan Bostic	LB
60	David Andrews	C
61	Marcus Cannon	OL
63	Tre' Jackson	G
66	Bryan Stork	OL
67	Josh Kline	OL
69	Shaq Mason	OL
71	Cameron Fleming	OL
72	Akiem Hicks	DL
76	Sebastian Vollmer	T
80	Danny Amendola	WR
82	Keshawn Martin	WR
85	Michael Williams	TE
87	Rob Gronkowski	TE
88	Scott Chandler	TE
90	Malcom Brown	DL
91	Jamie Collins	LB
92	Geneo Grissom	DL
93	Jabaal Sheard	DL
95	Chandler Jones	DE
96	Sealver Siliga	DL
97	Alan Branch	DL
99	Dominique Easley	DL

PRACTICE SQUAD

64	Barker, Chris	OL	6-2	300	8/3/1990	2	Nevada	Etiwanda, Calif.
81	Fauria, Joseph	TE	6-7	262	1/16/1990	3	UCLA	Northridge, Calif.
39	Greenwood, Chris	DB	6-1	197	7/10/1989	3	Albion	Detroit, Mich.
14	Harper, Chris	WR	5-11	185	12/7/1993	R	California	Encino, Calif.
16	Hill, Austin	WR	6-3	212	7/17/1991	R	Arizona	Corona, Calif.
47	Iosefa, Joey	RB	6-0	245	6/19/1991	R	Hawaii	Pago Pago, American Samoa
74	Milton, Keavon	OL	6-4	324	6/23/1990	3	Louisiana-Monroe	Canton, Texas
70	Quarles, Kelcy	DL	6-4	310	1/23/1992	2	South Carolina	Hodges, S.C.
35	Vereen, Brock	DB	5-11	202	8/17/1992	2	Minnesota	Valencia, Calif.
65	Wilson, Torrian	OL	6-2	318	11/28/1991	R	Central Florida	Miami, Fla.

PRACTICE SQUAD

#	NAME	POS
14	Chris Harper	WR
16	Austin Hill	WR
35	Brock Vereen	DB
39	Chris Greenwood	DB
47	Joey Iosefa	RB
64	Chris Barker	OL
65	Torrian Wilson	OL
70	Kelcy Quarles	DL
74	Keavon Milton	DL
81	Joseph Fauria	TE

RESERVE/P.U.P.

#	NAME	POS	HT	WT	BORN	YR	COLLEGE	H.S. HOMETOWN
52	Fletcher, Dane	LB	6-2	245	9/14/1986	6	Montana State	Bozeman, Mont.
94	Jones, Chris	DT	6-1	295	7/12/1990	3	Bowling Green	Brownsburg, Ind.

RESERVE/P.U.P.

#	NAME	POS
52	Dane Fletcher	LB
94	Chris Jones	DT

RESERVE/N.F.I.

#	NAME	POS	HT	WT	BORN	YR	COLLEGE	H.S. HOMETOWN
59	Johnson, Rufus	LB	6-5	280	8/28/1990	1	Tarleton State	Dallas, Texas

RESERVE/N.F.I.

#	NAME	POS
59	Rufus Johnson	LB

RESERVE/INJURED LIST

#	NAME	POS	HT	WT	BORN	YR	COLLEGE	H.S. HOMETOWN
25	Brown, Tarell	CB	5-11	190	1/6/1985	8	Texas	Mesquite, Texas
86	Derby, AJ	TE	6-5	255	9/20/1991	R	Arkansas	Iowa City, Iowa
46	Develin, James	FB	6-3	255	7/23/1988	3	Brown	Gilbertville, Pa.
17	Dobson, Aaron	WR	6-3	205	7/23/1991	3	Marshall	Dunbar, W.V.
98	Flowers, Trey	DL	6-2	265	8/16/1993	R	Arkansas	Huntsville, Al.
35	Gaffney, Tyler	RB	6-0	220	4/20/1991	2	Stanford	San Diego, Calif.
13	Gibson, Brandon	WR	6-0	210	8/13/1987	7	Washington State	Puyallup, Wash.
33	Lewis, Dion	RB	5-8	195	9/27/1990	4	Pittsburgh	Blairstown, N.J.
34	Roberts, Darryl	DB	6-0	190	11/26/1990	R	Marshall	Lakeland, Fla.
77	Solder, Nate	T	6-8	325	4/12/1988	5	Colorado	Buena Vista, Colo.
84	Tyms, Brian	WR	6-3	205	2/21/1989	3	Florida A&M	Ft. Lauderdale, Fla.
62	Wendell, Ryan	OL	6-2	300	3/4/1986	7	Fresno State	Pomona, Calif.

RESERVE/INJURED LIST

#	NAME	POS
13	Brandon Gibson	WR
17	Aaron Dobson	WR
25	Tarell Brown	CB
33	Dion Lewis	RB
34	Darryl Roberts	DB
35	Tyler Gaffney	RB
46	James Develin	FB
62	Ryan Wendell	OL
77	Nate Solder	T
84	Brian Tyms	WR
86	AJ Derby	TE
98	Trey Flowers	DL

HEAD COACH: BILL BELICHIK

ASSISTANTS: Josh Boyer, Cornerbacks; Moses Cabrera, Assistant Strength and Conditioning; Brian Daboll, Tight Ends; Brendan Daly, Defensive Line; Dave DeGuglielmo, Offensive Line; Ivan Fears, Running Backs; Brian Flores, Safeties; Patrick Graham, Linebackers; Joe Judge, Special Teams; Josh McDaniels, Offensive Coordinator/Quarterbacks; Harold Nash, Head Strength and Conditioning; Chad O'Shea, Wide Receivers; Matt Patricia, Defensive Coordinator; Ray Ventrone, Asst. Special Teams.



2015 NUMERICAL ROSTER

December 8, 2015

3	Stephen Gostkowski	K	6-1	215	31	10	Memphis	D4b-06
6	Ryan Allen	P	6-2	220	25	3	Louisiana Tech	FA-13
10	Jimmy Garoppolo	QB	6-2	225	24	2	Eastern Illinois	D2-14
11	Julian Edelman	WR	5-10	200	29	7	Kent State	D7a-09
12	Tom Brady	QB	6-4	225	38	16	Michigan	D6b-00
15	Damaris Johnson	WR	5-8	175	26	4	Tulsa	FA-15
18	Matthew Slater	WR	6-0	205	30	8	UCLA	D5-08
19	Brandon LaFell	WR	6-3	210	29	6	Louisiana State	UFA(CAR)-14
21	Malcolm Butler	CB	5-11	190	25	2	West Alabama	FA-14
22	Justin Coleman	DB	5-11	188	22	R	Tennessee	FA-15
23	Patrick Chung	S	5-11	215	28	7	Oregon	FA-13
24	Rashaan Melvin	DB	6-2	193	26	3	Northern Illinois	CW (BAL)-15
26	Logan Ryan	CB	5-11	195	24	3	Rutgers	D3a-13
27	Tavon Wilson	DB	6-0	215	25	4	Illinois	D2-12
28	James White	RB	5-10	205	23	2	Wisconsin	D4b-14
29	LeGarrette Blount	RB	6-0	250	29	6	Oregon	FA-14
30	Duron Harmon	DB	6-1	205	24	3	Rutgers	D3b-13
31	Trey Williams	RB	5-7	195	22	R	Texas A&M	CW (DAL)-15
32	Devin McCourty	DB	5-10	195	28	6	Rutgers	D1-10
36	Brandon King	DB	6-2	220	22	R	Auburn	FA-15
37	Jordan Richards	DB	5-11	210	22	R	Stanford	D2-15
38	Brandon Bolden	RB	5-11	220	25	4	Mississippi	FA-12
43	Nate Ebner	DB	6-0	220	26	4	Ohio State	D6-12
44	Asante Cleveland	TE	6-5	260	23	2	Miami (Fla.)	TR (SF)-15
49	Joe Cardona	LS	6-3	245	23	R	Navy	D5-15
50	Rob Ninkovich	DE	6-2	260	31	10	Purdue	FA-09
51	Jerod Mayo	LB	6-1	250	29	8	Tennessee	D1-08
53	Darius Fleming	LB	6-2	250	26	4	Notre Dame	FA-14
54	Dont'a Hightower	LB	6-3	265	25	4	Alabama	D1b-12
55	Jonathan Freeny	LB	6-2	255	26	4	Rutgers	FA-15
58	Jonathan Bostic	LB	6-1	245	24	3	Florida	TR (CHI)-15
60	David Andrews	C	6-3	295	23	R	Georgia	FA-15
61	Marcus Cannon	OL	6-5	335	27	5	Texas Christian	D5a-11
63	Tre' Jackson	G	6-4	320	22	R	Florida State	D4b-15
66	Bryan Stork	OL	6-4	310	25	2	Florida State	D4a-14
67	Josh Kline	OL	6-3	300	25	3	Kent State	FA-13
69	Shaq Mason	OL	6-1	310	22	R	Georgia Tech	D4c-15
71	Cameron Fleming	OL	6-6	320	23	2	Stanford	D4c-14
72	Akiem Hicks	DL	6-5	324	26	4	Regina	TR (NO)-15
76	Sebastian Vollmer	T	6-8	325	31	7	Houston	D2d-09
80	Danny Amendola	WR	5-11	190	30	7	Texas Tech	UFA (STL)-13
82	Keshawn Martin	WR	5-11	194	25	4	Michigan State	TR (HOU)-15
85	Michael Williams	TE	6-6	304	25	2	Alabama	TR (DET)-15
87	Rob Gronkowski	TE	6-6	265	26	6	Arizona	D2a-10
88	Scott Chandler	TE	6-7	260	30	8	Iowa	FA-15
90	Malcom Brown	DL	6-2	320	21	R	Texas	D1-15
91	Jamie Collins	LB	6-3	250	26	3	Southern Mississippi	D2a-13
92	Geno Grissom	DL	6-4	265	23	R	Oklahoma	D3-15
93	Jabaal Sheard	DL	6-3	260	26	5	Pittsburgh	UFA (CLE)-15
95	Chandler Jones	DE	6-5	265	25	4	Syracuse	D1a-12
96	Sealver Siliga	DL	6-2	325	25	4	Utah	FA-13
97	Alan Branch	DL	6-6	350	30	9	Michigan	FA-14
99	Dominique Easley	DL	6-2	285	23	2	Florida	D1-14

PRACTICE SQUAD

#	NAME	POS	HT	WT	AGE	YR	COLLEGE	ACQ.
14	Chris Harper	WR	5-11	185	21	R	California	FA-15
16	Austin Hill	WR	6-3	212	24	R	Arizona	FA-15
35	Brock Vereen	DB	5-11	202	23	2	Minnesota	FA-15
39	Chris Greenwood	DB	6-1	197	26	3	Albion	FA-15
47	Joey Josefa	RB	6-0	245	24	R	Hawaii	FA-15
64	Chris Barker	OL	6-2	300	25	2	Nevada	CW (MIA)-13
65	Torrian Wilson	OL	6-2	318	24	R	Central Florida	FA-15
70	Kelcy Quarles	DL	6-4	310	23	2	South Carolina	FA-15
74	Keavon Milton	OL	6-4	324	25	3	Louisiana-Monroe	FA-15
81	Joseph Fauria	TE	6-7	262	25	3	UCLA	FA-15

RESERVE/P.U.P.

#	NAME	POS	HT	WT	AGE	YR	COLLEGE	ACQ.
52	Dane Fletcher	LB	6-2	245	29	6	Montana State	UFA(TB)-15
94	Chris Jones	DT	6-1	295	25	3	Bowling Green	CW(TB)-13

RESERVE/N.F.I.

#	NAME	POS	HT	WT	AGE	YR	COLLEGE	ACQ.
59	Rufus Johnson	LB	6-5	280	25	1	Tarleton State	FA-15

RESERVE/INJURED LIST

#	NAME	POS	HT	WT	AGE	YR	COLLEGE	(IR date)
13	Brandon Gibson	WR	6-0	210	28	7	Washington State	(8/24/2015)
17	Aaron Dobson	WR	6-3	205	24	3	Marshall	(11/26/2015)
25	Tarell Brown	CB	5-11	190	30	8	Texas	(10/17/2015)
33	Dion Lewis	RB	5-8	195	25	4	Pittsburgh	(11/9/2015)
34	Darryl Roberts	DB	6-0	190	25	R	Marshall	(9/1/2015)
35	Tyler Gaffney	RB	6-0	220	24	2	Stanford	(8/13/2015)
46	James Devellin	FB	6-3	255	27	3	Brown	(9/1/2015)
62	Ryan Wendell	OL	6-2	300	29	7	Fresno State	(11/08/2015)
77	Nate Solder	T	6-8	325	27	5	Colorado	(10/14/2015)
84	Brian Tyms	WR	6-3	205	26	3	Florida A&M	(8/25/2015)
86	AJ Derby	TE	6-5	255	24	R	Arkansas	(8/5/2015)
98	Trey Flowers	DL	6-2	265	22	R	Arkansas	(12/1/2015)



2015 POSITIONAL ROSTER

December 8, 2015

DEFENSE (26)

#	NAME	POS	HT	WT	BORN	YR	COLLEGE	H.S. HOMETOWN
DEFENSIVE LINE (9)								
97	Branch, Alan	DL	6-6	350	12/29/1984	9	Michigan	Rio Rancho, N.M.
90	Brown, Malcom	DL	6-2	320	2/2/1994	R	Texas	Brenham, Texas
99	Easley, Dominique	DL	6-2	285	4/28/1992	2	Florida	Staten Island, N.Y.
92	Grissom, Geno	DL	6-4	265	6/4/1992	R	Oklahoma	Hutchinson, Kan.
72	Hicks, Akiem	DL	6-5	324	11/16/1989	4	Regina	Fair Oaks, Calif.
95	Jones, Chandler	DE	6-5	265	2/27/1990	4	Syracuse	Endicott, N.Y.
50	Ninkovich, Rob	DE	6-2	260	2/1/1984	10	Purdue	Blue Island, Ill.
93	Sheard, Jabaal	DL	6-3	260	5/10/1989	5	Pittsburgh	Hollywood, Fla.
96	Siliga, Sealver	DL	6-2	325	4/26/1990	4	Utah	West Jordan, Utah
LINEBACKER (6)								
58	Bostic, Jonathan	LB	6-1	245	5/5/1991	3	Florida	Wellington, Fla.
91	Collins, Jamie	LB	6-3	250	10/20/1989	3	Southern Mississippi	McCall Creek, Miss.
53	Fleming, Darius	LB	6-2	250	7/19/1989	4	Notre Dame	Chicago, Ill.
55	Freeny, Jonathan	LB	6-2	255	6/15/1989	4	Rutgers	Coconut Creek, Fla.
54	Hightower, Dont'a	LB	6-3	265	3/12/1990	4	Alabama	Lewisburg, Tenn.
51	Mayo, Jerod	LB	6-1	250	2/23/1986	8	Tennessee	Hampton, Va.
DEFENSIVE BACK (11)								
21	Butler, Malcolm	CB	5-11	190	3/2/1990	2	West Alabama	Vicksburg, Miss.
23	Chung, Patrick	S	5-11	215	8/19/1987	7	Oregon	Rancho Cucamonga, Calif.
22	Coleman, Justin	DB	5-11	188	3/27/1993	R	Tennessee	Brunswick, Ga.
43	Ebner, Nate	DB	6-0	220	12/14/1988	4	Ohio State	Dublin, Ohio
30	Harmon, Duron	DB	6-1	205	1/24/1991	3	Rutgers	Magnolia, Del.
36	King, Brandon	DB	6-2	220	6/8/1993	R	Auburn	Alabaster, Ala.
32	McCourt, Devin	DB	5-10	195	8/13/1987	6	Rutgers	Montvale, N.J.
24	Melvin, Rashaan	DB	6-2	193	10/2/1989	3	Northern Illinois	Waukegan, Ill.
37	Richards, Jordan	DB	5-11	210	1/21/1993	R	Stanford	Folsom, Calif.
26	Ryan, Logan	CB	5-11	195	2/9/1991	3	Rutgers	Voorhees, N.J.
27	Wilson, Tavon	DB	6-0	215	3/19/1990	4	Illinois	Washington, D.C.

OFFENSE (24)

#	NAME	POS	HT	WT	BORN	YR	COLLEGE	H.S. HOMETOWN
OFFENSIVE LINE (8)								
60	Andrews, David	C	6-3	295	7/10/1992	R	Georgia	Johns Creek, Ga.
61	Cannon, Marcus	OL	6-5	335	5/6/1988	5	Texas Christian	Odessa, Texas
71	Fleming, Cameron	OL	6-6	320	9/3/1992	2	Stanford	Houston, Texas
63	Jackson, Tre'	G	6-4	320	12/14/1992	R	Florida State	Jesup, Ga.
67	Kline, Josh	OL	6-3	300	12/29/1989	3	Kent State	Mason, Ohio
69	Mason, Shaq	OL	6-1	310	8/28/1993	R	Georgia Tech	Columbia, Tenn.
66	Stork, Bryan	OL	6-4	310	11/15/1990	2	Florida State	Vero Beach, Fla.
76	Vollmer, Sebastian	T	6-8	325	7/10/1984	7	Houston	Kaarst, Germany
QUARTERBACK (2)								
12	Brady, Tom	QB	6-4	225	8/3/1977	16	Michigan	San Mateo, Calif.
10	Garoppolo, Jimmy	QB	6-2	225	11/2/1991	2	Eastern Illinois	Arlington Heights, Ill.
WIDE RECEIVER (6)								
80	Amendola, Danny	WR	5-11	190	11/2/1985	7	Texas Tech	The Woodlands, Texas
11	Edelman, Julian	WR	5-10	200	5/22/1986	7	Kent State	Redwood City, Calif.
15	Johnson, Damaris	WR	5-8	175	11/22/1989	4	Tulsa	Norco, La.
19	LaFell, Brandon	WR	6-3	210	11/4/1986	6	Louisiana State	Houston, Texas
82	Martin, Keshawn	WR	5-11	194	3/15/1990	4	Michigan State	Westland, Mich.
18	Slater, Matthew	WR	6-0	205	9/9/1985	8	UCLA	Anaheim, Calif.
RUNNING BACK (4)								
29	Blount, LeGarrette	RB	6-0	250	12/5/1986	6	Oregon	Perry, Fla.
38	Bolden, Brandon	RB	5-11	220	1/26/1990	4	Mississippi	Baton Rouge, La.
28	White, James	RB	5-10	205	2/3/1992	2	Wisconsin	Ft. Lauderdale, Fla.
31	Williams, Trey	RB	5-7	195	12/11/1992	R	Texas A&M	Houston, Texas
TIGHT END (4)								
88	Chandler, Scott	TE	6-7	260	7/23/1985	8	Iowa	Southlake, Texas
44	Cleveland, Asante	TE	6-5	260	3/21/1992	2	Miami (Fla.)	Sacramento, Calif.
87	Gronkowski, Rob	TE	6-6	265	5/14/1989	6	Arizona	Pittsburgh, Pa.
85	Williams, Michael	TE	6-6	304	9/8/1990	2	Alabama	Reform, Ala.

SPECIALISTS (3)

#	NAME	POS	HT	WT	BORN	YR	COLLEGE	H.S. HOMETOWN
SPECIALISTS (3)								
6	Allen, Ryan	P	6-2	220	2/28/1990	3	Louisiana Tech	Salem, Ore.
49	Cardona, Joe	LS	6-3	245	4/16/1992	R	Navy	El Cajon, Calif.
3	Gostkowski, Stephen	K	6-1	215	1/28/1984	10	Memphis	Madison, Miss.

RESERVE/P.U.P. (2)

#	NAME	POS	HT	WT	BORN	YR	COLLEGE	H.S. HOMETOWN
RESERVE/P.U.P. (2)								
52	Fletcher, Dane	LB	6-2	245	9/14/1986	6	Montana State	Bozeman, Mont.
94	Jones, Chris	DT	6-1	295	7/12/1990	3	Bowling Green	Brownsburg, Ind.

RESERVE/N.F.I. (1)

#	NAME	POS	HT	WT	BORN	YR	COLLEGE	H.S. HOMETOWN
RESERVE/N.F.I. (1)								
59	Johnson, Rufus	LB	6-5	280	8/28/1990	1	Tarleton State	Dallas, Texas

RESERVE/INJURED (12)

#	NAME	POS	HT	WT	BORN	YR	COLLEGE	H.S. HOMETOWN
RESERVE/INJURED (12)								
25	Brown, Tarell	CB	5-10	190	1/6/1985	8	Texas	Mesquite, Texas
86	Derby, AJ	TE	6-5	255	9/20/1991	R	Arkansas	Iowa City, Iowa
46	Develin, James	FB	6-3	255	7/23/1988	3	Brown	Gilbertsville, Pa.
17	Dobson, Aaron	WR	6-3	205	7/23/1991	3	Marshall	Dunbar, W.V.
98	Flowers, Trey	DL	6-2	265	8/16/1993	R	Arkansas	Huntsville, Ala.
36	Gaffney, Tyler	RB	6-0	220	4/20/1991	2	Stanford	San Diego, Calif.
13	Gibson, Brandon	WR	6-0	210	8/13/1987	7	Washington State	Puyallup, Wash.
33	Lewis, Dion	RB	5-8	195	9/27/1990	4	Pittsburgh	Blairtown, N.J.
28	Roberts, Darryl	DB	6-0	190	11/26/1990	R	Marshall	Lakeland, Fla.
77	Solder, Nate	T	6-8	325	4/12/1988	5	Colorado	Buena Vista, Co.
84	Tyms, Brian	WR	6-3	205	2/21/1989	3	Florida A&M	Ft. Lauderdale, Fla.
62	Wendell, Ryan	OL	6-2	300	3/4/1986	7	Fresno State	Pomona, Calif.



HOW THE PATRIOTS WERE BUILT

UPDATED: December 8, 2015

<u>YEAR</u>	<u>DRAFTEES (27)</u>	<u>VETERAN FREE AGENTS (12)</u>	<u>WAIVERS (2) / TRADES (5)</u>	<u>ROOKIE AND FIRST-YEAR FREE AGENTS (7)</u>
2000	Tom Brady (6b)			
2006	Stephen Gostkowski (4b)			
2008	Jerod Mayo (1) Matthew Slater (5)			
2009	Sebastian Vollmer (2d) Julian Edelman (7a)	Rob Ninkovich (5) (NO)		
2010	Devin McCourty (1) Rob Gronkowski (2a)			
2011	Marcus Cannon (5a)			
2012	Chandler Jones (1a) Dont'a Hightower (1b) Tavon Wilson (2) Nate Ebner (6)			Brandon Bolden (fa)
2013	Jamie Collins (2a) Logan Ryan (3a) Duron Harmon (3b)	Danny Amendola (fa) (DAL) Sealver Siliga (fa) (SF)		Ryan Allen (fa) Josh Kline (fa)
2014	Dominique Easley (1) Jimmy Garoppolo (2) Bryan Stork (4a) James White (4b) Cameron Fleming (4c)	LeGarrette Blount (fa) (TEN) Alan Branch (2) (ARI) Patrick Chung (2) (NE) Darius Fleming (5) (SF) Brandon LaFell (3) (CAR)		Malcolm Butler (fa)
2015	Malcom Brown (1) Jordan Richards (2) Geneo Grissom (3) Tre' Jackson (4b) Shaq Mason (4c) Joe Cardona (5)	Scott Chandler (4) (SD) Jonathan Freeny (fa) (MIA) Damaris Johnson (fa) (PHI) Jabaal Sheard (2) (CLE)	Asante Cleveland (fa) (tr-SF) Jonathan Bostic (2) (tr-CHI) Akiem Hicks (3) (tr-NO) Keshawn Martin (4) (tr-HOU) Rashaan Melvin (fa) CW (BAL) Michael Williams (7) (tr-DET) Trey Williams (fa) CW (DAL)	David Andrews (fa) Justin Coleman (fa) (MIN) Brandon King (fa)

NOTE: Team in parenthesis is the player's prior team
 (#) – indicates round drafted
 (fa) – indicates non-drafted free agents

Reserve/Injured (12)

Tarell Brown (5) (SF)
 AJ Derby (6b) - 2015
 James Develin (fa) (CIN)
 Aaron Dobson (2b)
 Trey Flowers (4a)
 Tyler Gaffney (6) CW (CAR)
 Brandon Gibson (6) (PHI)
 Dion Lewis (5) (PHI)
 Darryl Roberts (7a)
 Nate Solder (1)
 Brian Tyms (fa) (SF)
 Ryan Wendell (fa)

Reserve/P.U.P. (2)

Dane Fletcher (fa) (NE)
 Chris Jones (6) (HOU) CW (TB)

Reserve/N.F.I. (1)

Rufus Johnson (6) (NO)



UNOFFICIAL DEPTH CHART

Unofficial depth chart compiled by Patriots media relations

OFFENSE

WR: 80 Danny Amendola	19 Brandon LaFell	18 Matthew Slater	
LT: 76 Sebastian Vollmer	71 Cameron Fleming		
LG: <u>69 Shaq Mason</u>	67 Josh Kline		
C: 66 Bryan Stork	<u>60 David Andrews</u>		
RG: 67 Josh Kline	66 Bryan Stork	<u>63 Tre' Jackson</u>	
RT: 61 Marcus Cannon	71 Cameron Fleming	66 Bryan Stork	
TE: 87 Rob Gronkowski	88 Scott Chandler	85 Michael Williams	44 Asante Cleveland
WR: 11 Julian Edelman	82 Keshawn Martin	15 Damaris Johnson	
QB: 12 Tom Brady	10 Jimmy Garoppolo		
RB: 29 LeGarrette Blount	28 James White		
RB: 38 Brandon Bolden	<u>31 Trey Williams</u>		

DEFENSE

LE: 50 Rob Ninkovich	72 Akiem Hicks	<u>92 Geneo Grissom</u>	
DT: 97 Alan Branch	99 Dominique Easley		
DT: <u>90 Malcom Brown</u>	96 Sealver Siliga		
RE: 95 Chandler Jones	93 Jabaal Sheard		
LB: 91 Jamie Collins	55 Jonathan Freeny		
LB: 51 Jerod Mayo	55 Jonathan Freeny		
LB: 54 Dont'a Hightower	58 Jonathan Bostic	53 Darius Fleming	
RCB: 26 Logan Ryan	<u>22 Justin Coleman</u>		
LCB: 21 Malcolm Butler	24 Rashaan Melvin		
S: 23 Patrick Chung	30 Duron Harmon	<u>37 Jordan Richards</u>	
S: 32 Devin McCourty	27 Tavon Wilson	43 Nate Ebner	<u>36 Brandon King</u>

SPECIAL TEAMS

K: 3 Stephen Gostkowski		
P: 6 Ryan Allen		
H: 6 Ryan Allen		
PR: 11 Julian Edelman	80 Danny Amendola	15 Damaris Johnson
KR: 80 Danny Amendola	18 Matthew Slater	23 Patrick Chung
LS: <u>49 Joe Cardona</u>		

PRONUNCIATION GUIDE

Danny Amendola	am-men-DOLE-uh	Dont'a Hightower	don-TAY
LeGarrette Blount	LUH-gare-et BLUNT	Jerod Mayo	je-ROD
Joe Cardona	car-DOAN-a	Jabaal Sheard	juh-BALL SHEERD
Dominique Easley	DAW-min-EEK	Sealver Siliga	SIL-ver SEE-ling-gah
Stephen Gostkowski	gost-COW-ski	Tavon Wilson	TAY-von
Geneo Grissom	GEE-no		



2015 TRANSACTIONS

UPDATED: DECEMBER 8, 2015

JANUARY, 2015

3/5/2015	Barker, Chris	Signed to a future contract
3/5/2015	Bequette, Jake	Signed to a future contract
3/5/2015	Green, Justin	Signed to a future contract
3/5/2015	Gilbert, Garrett	Signed to a future contract
3/5/2015	Hauptmann, Caylin	Signed to a future contract
3/5/2015	Johnson, Antonio	Signed to a future contract
3/5/2016	Johnson, Rufus	Signed to a future contract
3/5/2015	Krause, Jonathan	Signed to a future contract
3/5/2015	Lewis, Dion	Signed to a future contract
3/5/2015	Martin, Eric	Signed to a future contract
3/5/2015	Skinner, Deontae	Signed to a future contract
3/5/2015	Swanson, Daxton	Signed to a future contract

MARCH, 2015

3/2/2015	Gostkowski, Stephen	Designated Franchise Player
3/6/2015	Ott, Tyler	Signed
3/11/2015	Tyms, Brian	Re-signed
3/11/2015	Dorsey, Kevin	Signed
3/11/2015	Gibson, Brandon	Signed
3/12/2015	Chekwa, Chimdi	Signed
3/12/2015	Freeny, Jonathan	Signed
3/12/2015	Sheard, Jabaal	Signed
3/13/2015	White, Chris	Re-signed

APRIL, 2015

4/30/2015	Brown, Malcom	Drafted
-----------	---------------	---------

MAY, 2015

5/1/2015	Richards, Jordan	Drafted
5/1/2015	Grissom, Geneo	Drafted
5/2/2015	Flowers, Trey	Drafted
5/2/2015	Jackson, Tre'	Drafted
5/2/2015	Mason, Shaq	Drafted
5/2/2015	Cardona, Joe	Drafted
5/2/2015	Wells, Matthew	Drafted
5/2/2015	Derby, AJ	Drafted
5/2/2015	Roberts, Darryl	Drafted
5/2/2015	Dickson, Xzavier	Drafted
5/5/2015	Denard, Alfonso	Released
5/5/2015	Ott, Tyler	Released
5/5/2015	Skinner, Deontae	Released
5/7/2015	Buchanan, Michael	Released
5/7/2015	Dorsey, Kevin	Released
5/8/2015	Derby, AJ	Signed/Draft Choice
5/8/2015	Dickson, Xzavier	Signed/Draft Choice
5/8/2015	Flowers, Trey	Signed/Draft Choice
5/8/2015	Jackson, Tre'	Signed/Draft Choice
5/8/2015	Mason, Shaq	Signed/Draft Choice
5/8/2015	Richards, Jordan	Signed/Draft Choice
5/8/2015	Roberts, Darryl	Signed/Draft Choice
5/8/2015	Wells, Matthew	Signed/Draft Choice
5/8/2015	Andrews, David	Signed
5/8/2015	Gardner, Devin	Signed
5/8/2015	Harper, Chris	Signed
5/8/2015	Jean, Jimmy	Signed
5/8/2015	King, Brandon	Signed
5/8/2015	Patterson, Eric	Signed
5/8/2015	Taylor, Vince	Signed
5/9/2015	Grissom, Geneo	Signed/Draft Choice
5/11/2015	Arrington, Kyle	Released
5/11/2015	Davis, Fred	Signed
5/11/2015	Hughes, Kevin	Signed
5/12/2015	Watson, Dekoda	Signed
5/18/2015	Spikes, Brandon	Signed
5/18/2015	Chekwa, Chimdi	Released
5/18/2015	Gardner, Devin	Released
5/18/2015	Gordon, Cam	Released
5/26/2015	Fletcher, Dane	Signed
5/26/2015	D'Orazio, Zach	Signed

JUNE, 2015

6/4/2014	Cardona, Joe	Signed/Draft Choice
6/8/2015	Spikes, Brandon	Released
6/8/2015	Cox, Derek	Signed
6/9/2015	Patterson, Eric	Released
6/11/2015	Lynch, D.J.	Signed
6/11/2015	Mundine, Jimmay	Signed
6/11/2015	Stokes, Logan	Signed
6/11/2015	Gilbert, Garrett	Released
6/11/2015	D'Orazio, Zach	Released
6/11/2015	Wright, Tim	Released
6/12/2015	Flynn, Matt	Signed

JUNE, 2015

6/18/2015	Stokes, Logan	Released
6/19/2015	Brown, Malcom	Signed/Draft Choice
6/19/2015	Davis, Fred	Released

JULY, 2015

7/23/2015	D'Orazio, Zach	Signed
7/27/2015	Brown, Tarell	Signed

AUGUST, 2015

8/1/2015	Cox, Derek	Released
8/1/2015	Green, Justin	Released
8/1/2015	Lynch, DJ	Released
8/3/2015	Gunn, Harland	Claimed off Waivers (ATL)
8/3/2015	Hughes, Kevin	Released
8/3/2015	Taylor, Vince	Released
8/4/2015	Fort, L.J.	Signed
8/4/2015	Gordon, Cameron	Signed
8/4/2015	Kettani, Eric	Signed
8/4/2015	Pataiali'i, A.J.	Signed
8/5/2015	Derby, AJ	Placed on Reserve/Injured
8/6/2015	Asper, Mark	Signed
8/6/2015	Brodine, Mason	Signed
8/6/2015	Gunn, Harland	Released
8/10/2015	Creecy, Tony	Signed
8/10/2015	Lindley, Ryan	Signed
8/10/2015	Stokes, Logan	Signed
8/10/2015	Brodine, Mason	Released
8/10/2015	Flynn, Matt	Released
8/10/2015	White, Chris	Released
8/11/2015	Groy, Ryan	Acquired Via Trade (CHI)
8/11/2015	Wells, Matthew	Traded to Chicago
8/13/2015	Gaffney, Tyler	Placed on Reserve/Injured
8/14/2015	Walker, Casey	Signed
8/18/2015	Cleveland, Asante	Acquired Via Trade (SF)
8/18/2015	Devey, Jordan	Traded to San Francisco
8/18/2015	Fort, L.J.	Released
8/18/2015	Martin, Chris	Claimed off Waivers (MIA)
8/18/2015	Stokes, Logan	Released
8/24/2015	Lynch, D.J.	Signed
8/24/2015	Gibson, Brandon	Placed on Reserve/Injured
8/25/2015	Wayne, Reggie	Signed
8/25/2015	Kettani, Eric	Released
8/25/2015	Tyms, Brian	Placed on Reserve/Injured
8/26/2015	Williams, Michael	Acquired via Trade (DET)
8/26/2015	Jean, Jimmy	Released
8/27/2015	Asper, Mark	Released
8/27/2015	Gordon, Cameron	Released
8/27/2015	Johnson, Antonio	Released
8/28/2015	Bequette, Jake	Placed on Reserve/Injured
8/31/2015	Boyce, Josh	Released
8/31/2015	Krause, Jonathan	Released
8/31/2015	Mundine, Jimmay	Released
8/31/2015	Vellano, Joe	Released
8/31/2015	Watson, Dekoda	Released

SEPTEMBER, 2015

9/1/2015	Saunders, Jalen	Acquired via Trade (NO)
9/1/2015	Daniels, DaVaris	Claimed off Waivers (MIN)
9/1/2015	Fletcher, Dane	Placed on Reserve/P.U.P.
9/1/2015	Jones, Chris	Placed on Reserve/P.U.P.
9/1/2015	Develin, James	Placed on Reserve/Injured
9/1/2015	Roberts, Darryl	Placed on Reserve/Injured
9/1/2015	Barker, Chris	Released
9/1/2015	Lynch, D.J.	Released
9/4/2015	Coleman, Justin	Signed
9/4/2015	Bequette, Jake	Released from Reserve/Injured
9/4/2015	Creecy, Tony	Released
9/4/2015	D'Orazio, Zach	Released
9/4/2015	Daniels, DaVaris	Released
9/4/2015	Groy, Ryan	Released
9/4/2015	Hauptmann, Caylin	Released
9/4/2015	Lindley, Ryan	Released
9/4/2015	Martin, Chris	Released
9/4/2015	Morris, James	Released
9/4/2015	Pataiali'i, A.J.	Released
9/4/2015	Walker, Casey	Released
9/5/2015	Cleveland, Asante	Released
9/5/2015	Coleman, Justin	Released
9/5/2015	Dickson, Xzavier	Released
9/5/2015	Fleming, Darius	Released
9/5/2015	Gray, Jonas	Released
9/5/2015	King, Brandon	Released
9/5/2015	McClain, Robert	Released
9/5/2015	Moore, Zach	Released



2015 TRANSACTIONS

SEPTEMBER, 2015 (continued)

9/5/2015	Saunders, Jalen	Released
9/5/2015	Swanson, Daxton	Released
9/5/2015	Wayne, Reggie	Released
9/5/2015	LaFell, Brandon	Placed on Reserve/P.U.P.
9/6/2015	Thornton, Khyri	Claimed off Waivers (GB)
9/6/2015	Fleming, Cameron	Released
9/7/2015	Barker, Chris	Signed to the practice squad
9/7/2015	Clausell, Blaine	Signed to the practice squad
9/7/2015	Cleveland, Asante	Signed to the practice squad
9/7/2015	Dickson, Xzavier	Signed to the practice squad
9/7/2015	Fleming,, Darius	Signed to the practice squad
9/7/2015	King, Brandon	Signed to the practice squad
9/7/2015	Palmer, Nathan	Signed to the practice squad
9/7/2015	Staten, Jimmy	Signed to the practice squad
9/7/2015	Swanson, Daxton	Signed to the practice squad
9/7/2015	Thompkins, Kenbrell	Signed to the practice squad
9/8/2015	Fleming, Cameron	Signed to the practice squad
9/8/2015	Dickson, Xzavier	Released from the practice squad
9/9/2015	Coleman, Justin	Signed off Seattle practice squad
9/9/2015	Stork, Bryan	Placed on Reserve/Injured (designated to return)
9/9/2015	Singleton, Alex	Signed to the practice squad
9/9/2015	Barker, Chris	Released from the practice squad
9/12/2015	Martin, Eric	Released
9/15/2015	Harper, Chris	Released
9/16/2015	Watson, Dekoda	Signed
9/16/2015	Martin, Eric	Signed to the practice squad
9/16/2015	Singleton, Alex	Released from the practice squad
9/16/2015	Staten, Jimmy	Released from the practice squad
9/17/2015	Martin, Keshawn	Acquired via Trade (HOU)
9/17/2015	Thornton, Khyri	Released
9/17/2015	Harper, Chris	Signed to the practice squad
9/18/2015	Staten, Jimmy	Signed to the practice squad
9/18/2015	Palmer, Nathan	Released from the practice squad
9/19/2015	Barker, Chris	Signed to the practice squad
9/19/2015	Thornton, Khyri	Signed to the practice squad
9/19/2015	Staten, Jimmy	Released from the practice squad
9/19/2015	Swanson, Daxton	Released from the practice squad
9/25/2015	Vellano, Joe	Signed to the practice squad
9/25/2015	Martin, Eric	Released from the practice squad
9/29/2015	Bostic, Jonathan	Acquired via Trade (CHI)
9/29/2015	Cadet, Travaris	Released
9/30/2015	Watson, Dekoda	Released
9/30/2015	Barker, Chris	Released from the practice squad
9/30/2015	Thompkins, Kenbrell	Released from the practice squad
9/30/2015	Vellano, Joe	Released from the practice squad

OCTOBER, 2015

10/1/2015	Hicks, Akiem	Acquired via Trade (NO)
10/1/2015	Hoomanawanui, M.	Traded to New Orleans
10/1/2015	Thornton, Khyri	Signed from the practice squad
10/1/2015	Dixon, Brandon	Signed to the practice squad
10/1/2015	Hickey, Sean	Signed to the practice squad
10/1/2015	Hill, Austin	Signed to the practice squad
10/1/2015	Martin, Eric	Signed to the practice squad
10/9/2015	Barker, Chris	Signed to the practice squad
10/9/2015	Hickey, Sean	Released from the practice squad
10/10/2015	King, Brandon	Signed from the practice squad
10/10/2015	Fletcher, Bradley	Released
10/14/2015	Solder, Nate	Placed on Reserve/Injured
10/14/2015	Melvin, Rashaan	Claimed off Waivers (BAL)
10/17/2015	Fleming, Cameron	Signed from the practice squad
10/17/2015	Brown, Tarell	Placed on Reserve/Injured
10/20/2015	Williams, Brennan	Signed to the practice squad
10/21/2015	Iosefa, Joey	Signed to the practice squad
10/22/2015	Thornton, Khyri	Released
10/22/2015	Williams, Brennan	Released from the practice squad
10/24/2015	LaFell, Brandon	Activated to the 53-man roster
10/28/2015	Raven Sr., Floyd	Signed to the practice squad
10/28/2015	Ventrone, Ross	Signed to the practice squad
10/28/2015	Dixon, Brandon	Released from the practice squad
10/28/2015	McDonald, Dewey	Claimed off Waivers (IND)
10/28/2015	Johnson, Rufus	Placed on Reserve/Illness

NOVEMBER, 2015

11/7/2015	Stork, Bryan	Activated to the 53-man roster
11/7/2015	Wendell, Ryan	Placed on Reserve/Injured
11/9/2015	Lewis, Dion	Placed on Reserve/Injured
11/10/2015	Milton, Keavon	Signed to the practice squad
11/10/2015	Wilson, Torrian	Signed to the practice squad
11/10/2015	Hill, Austin	Released from the practice squad
11/10/2015	Raven, Sr, Floyd	Released from the practice squad
11/12/2015	Martin, Eric	Signed from the practice squad
11/12/2015	Thomas, Robert	Signed to the practice squad

NOVEMBER, 2015 (continued)

11/12/2015	McDonald, Dewey	Released
11/14/2015	Barker, Chris	Signed from the practice squad
11/14/2015	McDonald, Dewey	Signed to the practice squad
11/17/2015	Harper, Chris	Signed from the practice squad
11/17/2015	Barker, Chris	Released
11/18/2015	Fauria, Joseph	Signed to the practice squad
11/18/2015	Greenwood, Chris	Signed to the practice squad
11/18/2015	Vereen, Brock	Signed to the practice squad
11/18/2015	McDonald, Dewey	Released from the practice squad
11/19/2015	Barker, Chris	Signed to the practice squad
11/19/2015	Clausell, Blaine	Released from the practice squad
11/26/2015	Dobson, Aaron	Placed on Reserve/Injured
11/26/2015	McDonald, Dewey	Signed
11/27/2015	Martin, Eric	Released
11/28/2015	Cleveland, Asante	Signed from the practice squad
11/28/2015	Fleming, Darius	Signed from the practice squad
11/28/2015	McDonald, Dewey	Released
11/30/2015	Harper, Chris	Released

DECEMBER, 2015

12/1/2015	Johnson, Damaris	Signed
12/1/2015	Williams, Trey	Claimed of Waivers (DAL)
12/1/2015	Flowers, Trey	Placed on Reserve/Injured
12/1/2015	Hill, Austin	Signed to the practice squad
12/2/2015	Harper, Chris	Signed to the practice squad
12/2/2015	Quarles, Kelcy	Signed to the practice squad



PATRIOTS

vs. Texans

SERIES HISTORY



The Patriots and Texans will meet for the sixth time in the regular season and for the seventh time overall since Houston entered the NFL in 2002.

The Patriots and Texans last met on Dec. 1, 2013, in Houston, with the Patriots taking a 34-31 victory.

New England is 4-1 overall against Houston in the regular season, including 2-1 at Houston.

The Patriots and Texans met in the 2012 postseason in an AFC Divisional playoff game that was won by the Patriots, 41-28, on Jan. 13, 2013, at Gillette Stadium.

The Patriots only loss against Houston was in the final game of the 2009 regular season, when Houston defeated the Patriots, 34-27. The Patriots had already clinched the division prior to that game and Tom Brady was relieved for portions of that game by then backup QB Brian Hoyer.

Before the Texans joined the league, the Patriots and the Houston Oilers were foes dating back to the days of the American Football League, playing twice a year from 1960-69 and 33 times overall before the Oilers moved to Tennessee following the 1996 season.

REGULAR SEASON - PATRIOTS 4, TEXANS 1

Date	Result	Score	H/A	Stadium
11/23/03	W ot	23-20	A	Reliant Stadium
12/17/06	W	40-7	H	Gillette Stadium
01/03/10	L	27-34	A	Reliant Stadium
12/10/12	W	42-14	H	Gillette Stadium
12/01/13	W	34-31	A	Reliant Stadium

PLAYOFFS - PATRIOTS 1, TEXANS 0

Date	Result	Score	H/A	Stadium
01/13/13	W	41-28	W	Gillette Stadium

SOUTHERN HOSPITALITY

The Patriots have an all-time record of 89-47-1 (.653) against the teams that make up the AFC South. It is the only division in the NFL where the Patriots own winning records against each team. New England owns winning marks against Tennessee (23-16-1), Indianapolis (51-29), Jacksonville (10-1) and Houston (5-1).

TALE OF THE TAPE

2015 Regular Season	New England	Houston
Record	10-2	6-6
Divisional Standings	1st	1stT
Total Yards Gained	4,852	4,338
Total Offense (Rank)	404.3 (3)	361.5 (13)
Rush Offense	88.5 (28)	100.1 (19)
Pass Offense	315.8 (1)	261.4 (11)
Points Per Game	31.3 (2)	21.1 (22t)
Total Yards Allowed	4,094	3,988
Total Defense (Rank)	341.2 (13)	332.3 (7)
Rush Defense	99.6 (11)	114.1 (21)
Pass Defense	241.6 (15)	218.3 (3)
Points Allowed/Game	20.6 (10)	22.0 (14)
Possession Avg.	30:06	30:11
Sacks Allowed/Yards Lost	29/158	24/154
Sacks Made/Yards	36/231	30/199
Total Touchdowns Scored	43	31
Penalties Against/Yards	77/730	84/743
Punts/Avg.	53/44.7	75/38.3
Turnover Differential	+5 (6t)	-1 (17t)

PASSING PERFORMANCES

Tom Brady is slated to start against Houston for the sixth time in his career in the regular season. He is 4-1 in games that he started. In the Week 17 2009 game, the Patriots had already clinched the division, so Brady was relieved for portions of the game by backup Brian Hoyer.

TOM BRADY VS. HOUSTON (4-1) REGULAR SEASON

Date	H/A	A	C	Yd	TD	I	W/L	Score
11/23/03	A	47	29	368	2	2	W	23-20 (ot)
12/17/06	H	23	16	109	2	0	W	40-7
01/03/10	A	26	17	186	0	1	L	27-34
12/12/12	H	35	21	296	4	0	W	42-14
12/01/13	A	41	29	371	2	1	W	34-31
Totals:		172	112	1330	10	4		4-1

TOM BRADY VS. HOUSTON (1-0) POSTSEASON

Date	H/A	A	C	Yd	TD	I	W/L	Score
01/13/13	H	40	25	344	3	0	W	41-28



PATRIOTS

vs. Texans

LAST MEETING: PATRIOTS 34, TEXANS 31

December 1, 2013 ★ Reliant Stadium

	1	2	3	4	Final
New England Patriots	7	0	14	13	— 34
Houston Texans	10	7	7	7	— 31

The New England Patriots needed another big second half in a 34-31 victory over the Houston Texans at Reliant Stadium. Tom Brady threw for 371 yards and two touchdowns and K Stephen Gostkowski made two 53-yard field goals in the fourth quarter as the Patriots were able to rally for the win.

The Patriots trailed by 10 points at halftime and the lead changed five times in the second half. After falling behind 17-7 at halftime, the Patriots scored on five-of-six second-half drives to secure their 13th straight winning record with their ninth win of the year.

TE Rob Gronkowski caught six passes for 127 yards, and WR Julian Edelman added nine receptions for 101 yards.

Brady connected with Gronkowski on a 50-yard pass to get to the Houston 13-yard line on the first series of the second half. That helped the Patriots get in position for a 1-yard touchdown run by FB James Develin to cut the lead to 17-14. After stopping Houston on the next series, Brady picked apart the Houston secondary on a drive that included a 17-yard pass to WR Danny Amendola and a 25-yard pass to Edelman before culminating the drive with a 9-yard touchdown pass to RB Shane Vereen to put the Patriots in front 21-17.

Houston recaptured the lead on the next series when QB Case Keenum threw a 28-yard completion to WR Andre Johnson and a 17-yarder to TE Garrett Graham before finishing the 10-play, 81-yard drive with a 5-yard touchdown run that made it 24-21 heading into the final quarter of play.

The first three drives of the fourth quarter resulted in scores. The Patriots began the scoring by culminating a 9-play, 81-yard drive with a 7-yard touchdown run by RB LeGarrette Blount for a 28-24 lead. Houston then answered with a scoring drive that was set up by a 66-yard pass from Keenum to WR DeAndre Hopkins that put the Texans in position for a 10-yard touchdown run by RB Ben Tate for a 31-28 Houston lead. New England answered that drive with a 9-play, 40-yard drive that resulted in a 53-yard field goal by Gostkowski to tie the game at 31.

After stopping the Texans on the next series, a 17-yard pass from Brady to Gronkowski helped get in position for Gostkowski's game-winning 53-yard field goal with 3:12 to play. It was the second straight week that Gostkowski drilled a game-winning field goal to give the Patriots the win.

Tate, who finished with 102 yards and three touchdowns, got Houston on the scoreboard first when he finished a 5-play, 52-yard drive with an 8-yard score. Houston CB Johnathan Joseph picked off a Brady pass on the next series, leading to a Houston field goal and a 10-0 first quarter lead.

Brady led the Patriots on a 55-yard drive and finished the drive with a 23-yard touchdown pass to Gronkowski late in the first quarter to make it 10-7.

Houston extended its lead in the second quarter when Tate scored his second touchdown on a 20-yard run.

For the second time in 2013, the Patriots did not commit a penalty in a game. The Patriots were penalty free at Cincinnati on Oct. 6.

PATRIOTS ON SUNDAY NIGHT

The Patriots own a 24-17 record overall on Sunday Night Football. The Patriots are 1-1 in 2015 after a 34-27 win at Indianapolis on Oct. 18 and a 30-24 overtime loss at Denver on Nov. 29.

NBC (12-8)

DATE	OPPONENT	SCORE
09/24/06	vs. DEN	7-17 L
11/07/06	vs. IND	20-27 L
09/16/07	vs. SD	38-14 W
11/18/07	at BUF	56-10 W
11/25/07	vs. PHI	31-28 W
10/12/08	at SD	10-30 L
11/02/08	at IND	15-18 L
11/15/09	at IND	34-35 L
11/14/10	at PIT	39-26 W
12/19/10	vs. GB	31-27 W
11/13/11	at NYJ	37-16 W
09/23/12	at BAL	30-31 L
12/16/12	vs. SF	34-41 L
09/29/13	at ATL	30-23 W
11/25/13	vs. DEN	34-31 W (OT)
10/05/14	vs. CIN	43-17 W
11/16/14	at IND	42-20 W
12/07/14	at SD	23-14 W
10/18/15	at IND	34-27 W
11/29/15	at DEN	24-30 L (OT)

ESPN (9-6)

DATE	OPPONENT	SCORE
11/08/87	at NYG	10-17 L
11/20/88	at MIA	6-3 W
12/10/89	at MIA	10-31 L
11/10/91	at MIA	20-30 L
11/27/94	at IND	12-10 W
12/01/96	at SD	45-7 W
09/13/98	vs. IND	29-6 W
09/26/99	vs. NYG	16-14 W
12/05/99	vs. DAL	13-6 W
11/18/01	vs. STL	17-24 L
11/17/02	at OAK	20-27 L
12/22/02	vs. NYJ	17-30 L
11/16/03	vs. DAL	12-0 W
11/14/04	vs. BUF	29-6 W
10/30/05	vs. BUF	21-16 W

TNT (2-3)

DATE	OPPONENT	SCORE
10/04/92	at NYJ	21-30 L
09/26/93	at NYJ	7-45 L
10/18/95	vs. DEN	3-37 L
10/27/96	vs. BUF	28-25 W
09/14/97	vs. NYJ	27-24 W ot

ABC (1-0)

DATE	OPPONENT	SCORE
09/24/78	at OAK	21-14 W



PATRIOTS

vs. Texans

TOM BRADY ON SUNDAY NIGHT

QB Tom Brady owns a 16-9 record in 25 games on Sunday Night Football, including a 3-0 record in 2014.

His best statistical performance on Sunday Night Football came in Week 10 of the 2007 season when he completed 31-of-39 pass attempts for 373 yards and five touchdowns, including four to wide receiver Randy Moss, in a 56-10 rout of the Buffalo Bills at Ralph Wilson Stadium (11/18).

Brady has thrown for over 300 yards 12 times in Sunday Night Football games.

Date	OPP.	ATT	CMP	YDS	TD	INT	LG	W/L	SCORE
11/18/01	StL	27	19	185	1	2	27	L	17-24
11/17/02	@Oak	30	18	172	0	0	33	L	20-27
12/22/02	NYJ	37	19	133	1	1	15	L	17-30
11/16/03	Dal	34	15	212	0	0	57	W	12-0
12/20/03	@NYJ	25	15	138	2	0	35t	W	21-16
11/14/04	Buf	35	19	233	2	1	47	W	29-6
10/30/05	Buf	21	14	199	1	0	37	W	21-16
09/24/06	Den	55	31	320	1	0	31	L	7-17
11/05/06	Ind	35	20	201	0	4	39	L	20-27
09/16/07	SD	31	25	279	3	1	34	W	38-14
11/18/07	@Buf	39	31	373	5	0	43t	W	56-10
11/25/07	Phi	54	34	380	1	0	42	W	31-28
11/15/09	@Ind	42	29	375	3	1	63t	L	34-35
11/14/10	@Pit	43	30	350	3	0	45	W	39-26
12/19/10	GB	24	15	163	2	0	35	W	31-27
11/13/11	@NYJ	39	26	329	3	0	53	W	37-16
09/23/12	@Bal	41	28	335	1	0	59	L	30-31
12/16/12	SF	65	36	443	1	2	53	L	34-41
09/29/13	@Atl	31	20	316	2	0	49	W	30-23
11/24/13	DEN	50	34	364	3	0	43	W	34-31 (OT)
10/05/14	CIN	35	23	292	2	0	30	W	43-17
11/16/14	@IND	30	19	257	2	2	39	W	42-20
12/07/14	@SD	44	28	317	2	1	69t	W	23-14
10/18/15	@IND	37	23	312	3	1	39	W	34-27
11/29/15	@DEN	42	23	280	3	0	63t	L	24-30 (OT)
Totals		946	594	6958	47	16	69t		16-9

CONNECTIONS

NEW ENGLAND TIES

★ Texans **head coach Bill O'Brien** grew up in Andover, Mass., and graduated from St. John's Preparatory School in Danvers. He went on to play linebacker and defensive end at Brown from 1990-92, and began his coaching career at his alma mater as the tight ends coach in 1993.

★ Texans **director of football research Jim Bernhardt** spent four years coaching at Brown, first defensive coordinator/linebackers coach, then as offensive coordinator/offensive line coach.

★ Texans **secondary coach John Butler** served as the special teams coordinator/linebackers coach at Harvard from 2003-06.

★ Texans **head strength and conditioning coach Craig Fitzgerald** played linebacker at Harvard and served as the director of strength and conditioning at Harvard from 2005-09.

★ Texans **defensive line coach Paul Pasqualoni** attended Cheshire HS in Connecticut and later got his masters from Southern Connecticut State. He began his coaching career at his alma mater as an assistant coach in 1976. In 1980 he was promoted to defensive coordinator. Pasqualoni left Southern Connecticut to become the head coach of Western Connecticut in 1980. He held the role for four years before leaving to accept a position at Syracuse. Pasqualoni returned to the area to become the head coach at Connecticut from 2011-13.

★ Texans **tight ends coach John Perry** attended New Hampshire and began his coach career at Northeastern in Boston. Perry has coached at many universities in New England, including Northeastern, Brown, New Hampshire, Dartmouth, Merrimack College and Delaware.

★ Texans **TE Ryan Griffin** attended Connecticut, where he was a two-time second team All-Big East selection.

HOUSTON TIES

★ Patriots **WR Danny Amendola** was named all-state as a senior after finishing with 60 catches for 864 yards and nine touchdowns and played safety at The

CONNECTIONS (CONT'D)

Woodlands (Texas) High School, just north of Houston.

★ Patriots **wide receivers coach Chad O'Shea** is a Houston, Texas native and received his bachelor's degree in psychology in 1995 from the University of Houston, where he played quarterback and was selected as a team captain his senior year. After graduation, O'Shea spent three years coaching in various roles at his alma mater.

★ Patriots **WR Brandon LaFell** attended Lamar High School in Houston, where he played football, basketball and ran track. LaFell caught 46 passes for 1,116 yards and 16 touchdowns as a senior.

★ Patriots **T Sebastian Vollmer** attended the University of Houston, where he became one of the top linemen in the Conference USA and started his last 25 games at tackle for the Cougars despite playing tight end and blocking back as a sophomore.

★ Patriots **DT Malcom Brown** is a Brenham, Texas, native and attended Texas where he started 26-of-39 games over his three-year career and finished with 165 tackles, 8.5 sacks, 29 tackles for loss, two forced fumbles, two fumble recoveries and six passes defense.

★ Patriots **OT Cameron Fleming** initially attended Harker Heights (Texas) High School as a freshman and sophomore, playing on the offensive line in 2007 before transferring to Cypress Creek High School in Houston as a junior and senior. Fleming helped lead Cypress Creek to a pair of 15-5A district championships and also lettered in basketball.

★ Patriots **RB Trey Williams** is a Houston native and attended Texas A&M where he rushed for 1,343 yards on 204 carries with 18 touchdowns.

FORMER PATRIOTS

★ Texans **head coach Bill O'Brien** began his NFL career with the Patriots in 2007. He started as an offensive assistant and left the Patriots as offensive coordinator/quarterbacks coach in 2011 to become the head coach at Penn State.

★ Texans **defensive coordinator Romeo Crennel** had two stints with the Patriots coaching staff. Crennel first served as the defensive line coach from 1993-96. He returned to the team in 2001 as the defensive coordinator. In his four years as the Patriots defensive play caller, New England captured three Super Bowl titles (2001, 2003 and 2004).

★ Texans **offensive coordinator George Godsey** joined the Patriots coaching staff in 2011 as an offensive assistant and served as the tight ends coach from 2012-13.

★ Texans **linebackers coach Mike Vrabel** played in 157 games over eight years for the Patriots, including four Super Bowls. Vrabel helped the Patriots capture three Super Bowls in four years from 2001-04. Vrabel lined up at tight end and caught touchdown passes in two of those victories.

★ Texans **QB Brian Hoyer** was signed by the Patriots as a rookie free agent in 2009 and spent three years with the team.

★ Texans **DT Vince Wilfork** played 11 seasons (2004-14) with the Patriots and helped them capture two Super Bowl victories.

FORMER TEXANS

★ Patriots **WR Keshawn Martin** played in all 48 games of his three-year career (2012-14) as a Houston Texan and caught 38 passes for 416 yards and three touchdowns.

FORMER NFL TEAMMATES

★ Patriots **tight ends coach Brian Daboll** served as the offensive coordinator of the Kansas City Chiefs in 2012 under Texans **defensive coordinator Romeo Crennel**, who held the role of head coach for the Chiefs at the time.

★ Texans **defensive coordinator Romeo Crennel** worked with Patriots **head coach Bill Belichick** when they both served on the New York Jets defensive coaching staff from 1997-99. They also worked together as members of the New York Giants coaching staff from 1981-1990.

★ Texans **special teams coordinator Bob Ligashesky** worked with Patriots **RB LeGarrette Blount** when he served as special teams coordinator for the Tampa Bay Buccaneers in 2012.

★ Texans **special teams coordinator Bob Ligashesky** worked under Patriots **offensive coordinator Josh McDaniels** when McDaniels served as head coach of the Denver Broncos from 2009-10.

★ Patriots **tight ends coach Brian Daboll** and Texans **offensive line coach Mike Devlin** worked together on the New York Jets offensive coaching staff from 2007-08.

★ Texans **T Chris Clark** played for Patriots **offensive coordinator Josh McDaniels** when McDaniels served as head coach of the Denver Broncos in 2010.

FORMER COLLEGE TEAMMATES

★ Patriots **LB Dont'a Hightower** and Texans **CB Kareem Jackson** were defensive teammates at Alabama from 2008-09.

★ Patriots **DB Tavon Wilson** and Texans **LB Whitney Mercilus** were defensive teammates at Illinois from 2009-11.

★ Patriots **RB James White** and Texans **DE J.J. Watt** were teammates for one season at Wisconsin.



PATRIOTS

Last Game

PHILADELPHIA 35, PATRIOTS 28

December 6, 2015 ★ Gillette Stadium

	1	2	3	4	Final
Philadelphia Eagles	0	14	14	7	— 35
New England Patriots	0	14	0	14	— 28

The Philadelphia Eagles scored on a blocked punt that was returned 24 yards for a touchdown, returned an interception 99 yards for a touchdown and returned a punt 83 yards for a touchdown on three straight scoring plays and held on for a 35-28 victory at Gillette stadium.

Philadelphia built up a 35-14 lead in the fourth quarter before the Patriots came storming back. QB Tom Brady, who finished with 312 yards and three passing touchdowns, led the Patriots on two scoring drives to make it 35-28. LB Jamie Collins forced a fumble that was recovered by DL Malcom Brown on the next possession to allow the Patriots to take over at their own 25-yard line with 1:02 left. Brady converted a third-and-10, but three straight drops sealed the Philadelphia victory.

After a scoreless first quarter, New England took a 14-0 lead with two straight 80-yard touchdown drives. Brady finished a 10-play, 80-yard drive with a 4-yard touchdown pass to RB James White. Then on the next offensive series, an 11-yard touchdown pass from Brady to WR Danny Amendola culminated an eight-play, 80-yard drive.

Philadelphia scored the next 35 points – two on special teams, one on defense and two on offense. Philadelphia's first touchdown was set up after the Patriots chose to have DB Nate Ebner drop kick the kickoff to an open spot, allowing the Eagles to start a drive at their own 41-yard line to spark a 59-yard drive that ended with a 5-yard touchdown pass from QB Sam Bradford to TE Zach Ertz to make it 14-7.

New England got the ball back with 1:32 left to play in the first half, but were forced to punt from their own 38-yard line with 15 seconds to play. Eagles S Chris Maragos blocked P Ryan Allen's punt and LB Najee Goode recovered the loose ball for a 24-yard touchdown to tie the game at 14 at the half.

Early in the third quarter, Brady led the Patriots to the Philadelphia 5-yard line but had a pass intercepted by S Malcolm Jenkins, who returned the pick 99 yards for a touchdown and a 21-14 lead. After being stopped on the ensuing possession, RB Darren Sproles returned Allen's punt 83 yards for a touchdown for 28-14 lead.

Philadelphia added to their lead on their first possession of the fourth quarter when Bradford engineered a 12-play, 80-yard drive that ended with a 10-yard touchdown pass to WR Jordan Matthews for a 35-14 lead.

After Brady's 14-yard touchdown to TE Scott Chandler made it 35-21 in the fourth quarter, K Stephen Gostkowski executed an onside kick that was recovered by DB Rashaan Melvin at the New England 44-yard line. The Patriots marched down the field where Brady scored on a 1-yard run to make it 35-28. The Patriots failed on a second onside kick but were able to get the ball back with just over a minute to play following Collins' forced fumble.

The Patriots have now lost back-to-back games for the first time since the 2012 season.

Despite the loss, White shined for the Patriots, with 10 receptions for 115 yards, his first career 100-yard receiving game.



SUCCESSFUL ONSIDE KICK

The Patriots executed a successful onside kick in the fourth quarter after scoring to cut the Eagles' lead to 35-21, setting up a scoring drive that ended in a 1-yard touchdown run by Tom Brady to cut the Philadelphia lead to 35-28 with 3:00 left. Rashaan Melvin pounced on the loose ball after Stephen Gostkowski's kickoff hit an Eagles player. The onside kick recovery was the second of the season for New England, having also recovered an onside kick vs. Washington on Nov. 8, 2015. For Gostkowski, it was the third successful onside kick of his career, having also had a successful onside kick against the Cleveland Browns on Dec. 8, 2013.



BRADY PASSES MARINO

Tom Brady moved out of a tie with Dan Marino for sole possession of third place on the NFL's all-time touchdown list with 421 career scoring passes after throwing a 4-yard touchdown pass to RB James White in the second quarter. Brady now stands alone in third place on the NFL's all-time list.

MOST CAREER TOUCHDOWN PASSES (REGULAR SEASON ONLY) BOLD INDICATES ACTIVE PLAYERS

RANK	NAME	TOUCHDOWNS
1.	Peyton Manning	539
2.	Brett Favre	508
3t.	Tom Brady	423
3t.	Dan Marino	420
5.	Drew Brees	419

ANOTHER 300-YARD PASSING DAY

Tom Brady finished the game with 312 passing yards for his 71st career 300-yard game and the seventh 300-yard game of the 2015 season. Only Peyton Manning (93) and Drew Brees (92) have more 300-yard games than Brady. The Patriots are 59-12 in Brady's 71 career 300-yard games. Brady had five 300-yard games in 2014 and his personal single-season record is 11 in 2011. Drew Brees has the league record with 13 300-yard games in 2011.

BRADY REACHES 30 TDS

Tom Brady threw two second-quarter touchdowns to reach 30 touchdowns for 2015. He is the fourth player in NFL history with at least 30 or more touchdown passes in six seasons. Brady finished the game having tallied 31 touchdown passes in 2015.

MOST SEASONS WITH 30-PLUS TOUCHDOWN PASSES

Brett Favre	9
Peyton Manning	9
Drew Brees	7
Tom Brady	6
Dan Marino	4
Aaron Rodgers	4
Tony Romo	4
Philip Rivers	4



PATRIOTS

Last Game

BRADY HAULS IN 2ND RECEPTION

Tom Brady caught a 36-yard pass from Danny Amendola in the third quarter. It was his second career reception. His other reception was a 23-yarder from Kevin Faulk on Dec. 22, 2001 vs. Miami.

WHITE HAS CAREER DAY

James White set career highs with 10 receptions and 115 receiving yards and added his third touchdown in as many weeks. Coming into the game, White had 17 receptions for 118 yards in his career. White's 115 receiving yards are the second-highest such total for the Patriots since the 1970 AFL-NFL merger, trailing only Shane Vereen's team-record 153 receiving yards vs. Cleveland on Dec. 8, 2013. White's 10 catches are the third highest such total of the Bill Belichick era (since 2000), trailing only Shane Vereen's club record 12 catches vs. Cleveland on Dec. 8, 2013, and Kevin Faulk's 11 catches vs. Tampa Bay on Sept. 3, 2000.

PATRIOTS HISTORY / MOST RECEIVING YARDS IN A GAME BY A RUNNING BACK

Player	Date	Opp	Rec
Shane Vereen	12/8/2013	Cle	153
Dick Christy	11/4/1960	Oak	124
Joe Johnson	11/25/1960	Hou	123
James White	12/6/2015	Phi	115
Larry Garron	12/11/1966	Hou	113
Tony Collins	10/27/1985	TB	109
Kevin Faulk	11/10/2002	Chi	109
Kevin Faulk	11/23/2003	Hou	108
Billy Lott	10/22/1961	Buf	108

PATRIOTS HISTORY / MOST RECEPTIONS IN A GAME BY A RUNNING BACK

Player	Date	Opp	Rec
Shane Vereen	12/8/2013	CLV	12
Tony Collins	11/29/1987	PHI	11
Kevin Faulk	9/3/2000	TB	11
Leroy Thompson	11/13/1994	MIN	11
James White	12/6/2015	PHI	10
Tony Collins	11/16/1986	LA Rams	10
Tony Collins	9/28/1986	DEN	9
Kevin Faulk	12/29/2002	MIA	9

WHITE FINDS THE END ZONE AGAIN

James White had a 4-yard scoring reception from Tom Brady in the second quarter. It was the third touchdown in the last three games for White, who had a career high two scores against Buffalo on Nov. 23, 2015.

AMENDOLA ATTEMPTS FIRST CAREER PASS

The 36-yard pass play from Danny Amendola to Tom Brady in the third quarter was the first pass of his career.

ANOTHER BRADY TRIFECTA

Brady threw for three touchdowns against Philadelphia and now has six games in 2015 with three or more touchdowns.

COLLINS FORCES FUMBLE

Jamie Collins forced a fumble by Kenjon Barner in the fourth quarter with the Patriots trailing 35-28. The fumble was recovered by Malcolm Brown and set up a potential game-tying drive for New England. The forced fumble was Collins' team-leading fourth of the season.

MARTIN RETURNS FIRST KICKOFF

Keshawn Martin was credited with an 18-yard kickoff return in the second quarter, his first kickoff return as a member of the Patriots.

QUICK HITS

- ★ **Jerod Mayo** sacked Sam Bradford for a 0-yard loss on first down in the fourth quarter with the Patriots trailing 35-28. The sack was Mayo's first of the season and continues a streak for the Patriots of having at least one sack in every game in 2015.
- ★ **Jabaal Sheard** batted a Sam Bradford pass at the line of scrimmage in the first quarter, forcing a first-down incomplection. In the second quarter, Sheard tackled Darren Sproles for a 3-yard loss on a second-down running play, forcing the Eagles into a third-and-13 that they did not convert.
- ★ **Devin McCourty** and **Jonathan Freeny** combined to stop DeMarco Murray for a 2-yard loss on second down in the first quarter, forcing a third-and-12 that the Eagles did not convert.
- ★ **Malcolm Butler** batted away a Sam Bradford pass intended for Nelson Agholor in the first quarter.
- ★ **Jerod Mayo** broke up a Sam Bradford pass in the second quarter after Patrick Chung pressured Bradford. Additionally, Mayo tackled Darren Sproles for a 3-yard loss in the fourth quarter.
- ★ **Jamie Collins** broke up a Sam Bradford pass intended for Jordan Matthews in the fourth quarter.
- ★ **Jerod Mayo** and **Patrick Chung** combined to stop Darren Sproles for a 1-yard loss on second down in the fourth quarter with the Patriots trailing 35-28.

LINEUP NOTES

JAMIE COLLINS RETURNS TO ACTION

★ **LB Jamie Collins** returned to action with a start at linebacker after missing the last four games due to an illness.

DAMARIS JOHNSON MAKES PATRIOTS DEBUT

★ Newly acquired **WR Damarius Johnson** made his Patriots debut. His first play resulted in a 6-yard rush.

DANNY AMENDOLA RETURNS TO ACTION

★ **WR Danny Amendola** returned to action after missing one game due to injury.



NOTEWORTHY 2015

PATRIOTS

*The Patriots will look to become the ninth team to repeat as Super Bowl champions and the first team to do so since New England won back-to-back Super Bowls in 2003 and 2004. The Patriots will try to match Pittsburgh as the only other NFL team with back-to-back Super Bowl wins two separate times.

*The 2015 Patriots can match the Oakland Raiders (1973-1977) as only the second team in NFL history to advance to five straight conference championship games.

*The Patriots have won six straight division titles (2009-14) and can match the Los Angeles Rams (1973-79) for the most consecutive division titles in NFL history if they win the AFC East in 2015.

PRO BOWL BALLOTING

NFL Pro Bowl balloting has begun with fans voting to select players for the 2016 Pro Bowl. Voting is available online and on web-enabled mobile phones by going to www.NFL.com/probowl/ballot until Tuesday, Dec. 15. The Pro Bowl players will be announced on Tuesday, Dec. 22, live on NFL Network. The Pro Bowl will remain "unconferenced." Players will be selected without regard to conference in voting and assigned to Pro Bowl teams via a fantasy football-style draft. The 2016 Pro Bowl will be played on Sun., Jan. 31, 2016 and televised live from Aloha Stadium in Honolulu, Hawaii.



PRO BOWL - PATRIOTS RANKINGS

The New England Patriots have 17 players in the top 10 in Pro Bowl votes in their respective positions, including QB Tom Brady, K Stephen Gostkowski and TE Rob Gronkowski, who lead the fan voting at their positions. Brady leads all NFL players.

RS Danny Amendola ... (2nd in Voting - 42,833)	WR Julian Edelman ... (8th in Voting - 212,741)
C David Andrews ... (2nd in Voting - 74,478)	TE Rob Gronkowski ... (1st in Voting - 243,451)
P Ryan Allen ... (2nd in Voting - 40,291)	K Stephen Gostkowski (1st in Voting - 109,778)
QB Tom Brady ... (1st in Voting - 342,471)	LB Dont'a Hightower ... (7th in Voting - 51,389)
DL Alan Branch ... (10th in Voting - 33,825)	DE Chandler Jones ... (2nd in Voting - 124,769)
CB Malcolm Butler ... (8th in Voting - 55,805)	S Devin McCourty ... (5th in Voting - 36,531)
T Marcus Cannon ... (8th in Voting - 41,975)	ST Matthew Slater ... (2nd in Voting - 53,061)
S Patrick Chung ... (9th in Voting - 25,694)	T Sebastian Vollmer ... (2nd in Voting - 67,509)
LB Jamie Collins ... (2nd in Voting - 91,949)	

BILL BELICHICK

*Bill Belichick (6) needs to reach one more Super Bowl as a head coach to break a tie with Don Shula (6) for the most conference titles.

*Belichick has four Super Bowl wins as a head coach to match Pittsburgh's Chuck Noll for the most wins. With one more Super Bowl win, Belichick will have the most wins by a head coach in Super Bowl history.

*Belichick has led the Patriots to 15 straight winning seasons, the second most consecutive winning seasons all-time to the 20 by Tom Landry.

*Belichick is one of five head coaches to win six consecutive division titles (2009-14) - Paul Brown (1950-55), Tom Landry (1966-71), Bud Grant (1973-78) and Chuck Noll (1974-79) - and needs one more division title in 2015 to have seven, the most consecutive division titles among all head coaches.

*Belichick has 12 division titles as a head coach and needs one more to tie Tom Landry and Don Shula for 13, the most division titles among all head coaches.

*Bill Belichick (2007 and 2015) and Don Shula (1972 and 1984) are the only two head coaches to lead their teams to starts of 10-0 or better in the Super Bowl era.

TOM BRADY

CONSISTENT WINNER

Tom Brady has 170 career regular-season wins with the Patriots, the most wins by a starting quarterback with one team.

QUARTERBACK	TEAM	CAREER WINS
Tom Brady	New England	170
Brett Favre	Green Bay	160
John Elway	Denver	148
Dan Marino	Miami	147
Peyton Manning	Indianapolis	141

TOM BRADY (CONT.)

*Brady is in his 16th season with the Patriots, tying former Patriots QB Steve Grogan (1975-90) for most seasons with the Patriots.

*Brady became the fourth NFL player to ever reach 400 career touchdown passes on a second quarter TD pass vs. Jacksonville (9/27/15).

*Brady (31) reached 30 touchdown passes in 2015, to become just the fourth player in NFL history with at least 30 or more touchdown passes in six seasons.

*If Brady (3,912) reaches 4,000 passing yards in 2015, he will be just the third player in NFL history with at least eight 4,000-yard passing seasons.

*Brady has now played in 221 career games with the Patriots, moving past Bruce Armstrong (212) for most games played in Patriots history. He has started in 219 games and moved past Armstrong (212) for most starts in Patriots history.

*Tom Brady made his 14th opening day start with the Patriots in 2015. The only NFL quarterbacks with more opening day starts with one team are John Elway (16 with Denver), Dan Marino (16 with Miami) and Brett Favre (15 with Green Bay).

*Tom Brady (2007 and 2015) and Peyton Manning (2005 and 2009) are the only Super Bowl era quarterbacks to lead their teams to two 10-0 or better starts to a season.

STEPHEN GOSTKOWSKI

*Stephen Gostkowski has led the NFL in scoring in each of the last three seasons (2012-14). He can become just the third NFL player to lead the NFL in scoring in at least four consecutive seasons, joining Don Hutson (1940-44) and Gino Cappelletti (1963-66).

*If Stephen Gostkowski leads the NFL in scoring in 2015, he will join Don Hutson (5) and Gino Cappelletti (5) as the only NFL players to lead the NFL in scoring in five seasons. Gostkowski has led the NFL in scoring in 2008, 2012, 2013 and 2014.

*Gostkowski (267) moved past Adam Vinatieri (263) for the most field goal sin team history.

*Gostkowski moved past Matt Stover (422) and is first in NFL history with 454 consecutive extra points.

ROB GRONKOWSKI

EXCLUSIVE COMPANY

64

Rob Gronkowski became the second Patriots player with 60 career touchdowns and the fifth NFL tight end with 60 touchdowns. He reached 60 touchdowns in 70 games, the fastest among all tight ends.

MOST TOUCHDOWNS BY PATRIOTS PLAYER

Player	Touchdowns
Stanley Morgan	68 (67-rec, 1-rt)
Rob Gronkowski	64 (63-rec, 1 rush)
Ben Coates	50 (50-rec)
Randy Moss	50 (50-rec)

*Rob Gronkowski has 64 overall touchdowns and needs five touchdowns to move past Stanley Morgan (68) to become the all-time leader in touchdowns scored for the Patriots.

*Gronkowski (63) needs six receiving touchdowns to move past Stanley Morgan (67) to become the all-time leader in receiving touchdowns for the Patriots.

*Gronkowski became the seventh Patriots player to reach 5,000 receiving yards (5,222). He reached 5,000 yards in his 72nd NFL game to become the second fastest tight end to reach 5,000 yards. Kellen Winslow reached 5,000 yards in his 69th game.

INDIVIDUAL & TEAM NOTES





ROBERT KRAFT

News & Notes

Since Robert Kraft purchased the team in 1994, the Patriots have experienced one of the most dramatic turnarounds in the history of sports. Now in his 22nd season of ownership, Kraft has transformed one of the league's least successful clubs into what observers view as a model NFL franchise. In the five seasons immediately preceding his purchase (1989-93), the Patriots were a moribund team, winning just 19 of 80 games (.238 pct.) and logging the worst record in the NFL over that span. When he bought the franchise on Jan. 21, 1994, Kraft



announced his intention to bring a championship to New England, a tall order considering the team's previous success rate. But under Kraft's leadership, the Patriots have won more division titles (14), conference crowns (7) and Super Bowl championships (4) than any other NFL team. Super Bowl XLIX was the seventh Super Bowl appearance since Kraft purchased the team, a period during which no other team has earned more than four berths. In Kraft's 21 seasons, the Patriots have qualified for the playoffs 16 times, more than doubling the franchise's accomplishments during its first 34 seasons.

	Pre-Kraft 1960-93	Pre-Kraft 1989-93	Kraft Era 1994-15
Overall Record	225-276-9	19-61	263-121
Winning Pct.	.450	.238	.685
Super Bowl Titles	0	0	4
Conference Titles	1	0	7
Division Titles	3	0	14
Playoff Seasons	6	0	16
Playoff Record	4-6	-	24-12
Home Playoff Games	1	0	20
Home Playoff Record	0-1	-	17-3

A CHAMPIONSHIP TRADITION

MULTIPLE LEAGUE CHAMPIONSHIPS SINCE 2001

TEAM	LEAGUE	TITLES
Los Angeles Galaxy	MLS	5
New England Patriots	NFL	4
Los Angeles Lakers	NBA	4
San Antonio Spurs	NBA	4
Boston Red Sox	MLB	3
San Francisco Giants	MLB	3

HIGHEST WINNING PERCENTAGE IN MAJOR PROFESSIONAL SPORTS SINCE 1994 (Regular Season)

TEAM	LEAGUE	PCT.
New England Patriots	NFL	.687
San Antonio Spurs	NBA	.686
Detroit Red Wings	NHL	.657
Green Bay Packers	NFL	.645
Pittsburgh Steelers	NFL	.628
Los Angeles Lakers	NBA	.612

237 GAME SELLOUT STREAK

In the early 1990's, the Patriots seemed destined for relocation until Robert Kraft's purchase of the team rejuvenated local interest. In 1991, the season ticket base was just 17,635, barely enough to support the club. Now, the season tickets are capped and more than 50,000 fans are on a season ticket waiting list. The Patriots have sold out 237 consecutive home games, including playoff and preseason games (dating back to the 1994 season opener).

SINCE ROBERT KRAFT PURCHASED THE TEAM IN 1994

TOTAL VICTORIES SINCE 1994 (Regular Season)

New England Patriots	239
Green Bay Packers	224
Pittsburgh Steelers	218
Denver Broncos	213
Indianapolis Colts	211

TOTAL VICTORIES SINCE 1994 (Incl. Postseason)

New England Patriots	263
Green Bay Packers	241
Pittsburgh Steelers	235
Indianapolis Colts	225
Denver Broncos	224
Philadelphia Eagles	202

MOST HOME VICTORIES SINCE 1994 (Incl. Postseason)

New England Patriots	151
Green Bay Packers	143
Pittsburgh Steelers	136
Denver Broncos	130
Indianapolis Colts	126

WINNING PERCENTAGE SINCE 1994 (Incl. Postseason)

TEAM	W	L	T	PCT.
New England Patriots	263	121	0	.685
Green Bay Packers	241	137	1	.637
Pittsburgh Steelers	235	140	1	.626
Denver Broncos	224	144	0	.609
Indianapolis Colts	225	152	0	.597
Baltimore Ravens	187	151	1	.553
Philadelphia Eagles	202	167	2	.547

SUPER BOWL CHAMPIONSHIPS SINCE 1994

New England Patriots	4
Baltimore Ravens	2
Green Bay Packers	2
Pittsburgh Steelers	2
Denver Broncos	2
N.Y. Giants	2

CONFERENCE CHAMPIONSHIPS SINCE 1994

New England Patriots	7
Pittsburgh Steelers	4
Denver Broncos	3
Green Bay Packers	3
N.Y. Giants	3
Seattle Seahawks	3

DIVISION CHAMPIONSHIPS SINCE 1994

New England Patriots	14
Green Bay Packers	11
Pittsburgh Steelers	11
Indianapolis Colts	10

PLAYOFF VICTORIES SINCE 1994

New England Patriots	24
Pittsburgh Steelers	17
Green Bay Packers	17
Baltimore Ravens	15
Indianapolis Colts	14
San Francisco 49ers	12

PLAYOFF GAMES PLAYED SINCE 1994

New England Patriots	36
Green Bay Packers	31
Indianapolis Colts	29
Pittsburgh Steelers	28
Philadelphia Eagles	23
Baltimore Ravens	23
San Francisco 49ers	21

PLAYOFF SEASONS SINCE 1994

New England Patriots	16
Indianapolis Colts	16
Green Bay Packers	16
Pittsburgh Steelers	13
Philadelphia Eagles	12

PLAYOFF WINNING PERCENTAGE SINCE 1994

TEAM	W	L	PCT.
New England Patriots	24	12	.667
Baltimore Ravens	15	8	.652
N.Y. Giants	10	6	.625
Pittsburgh Steelers	17	11	.607
St. Louis Rams	6	4	.600
New Orleans Saints	7	5	.583



ROBERT KRAFT

Chairman & CEO

ESTABLISHING A WINNING TRADITION

Kraft's winning percentage with the Patriots (.685) since taking over the team in 1994 is the highest among all owners/ownership groups with at least 200 wins (regular and postseason). He is just one of five owners with at least 200 wins and a winning percentage over .600.

OWNER	TEAM	YEARS	WINNING PCT.
Robert Kraft	Patriots	1994-present	.685
Eddie DeBartalo, Jr.	49ers	1977-1999	.636
Clint Murchison, Jr.	Cowboys	1960-1983	.634
Pat Bowlen	Denver	1984-2015	.610
Joe Robbie	Dolphins	1966-1989	.609

ALL-TIME POSTSEASON WINS BY AN OWNER

Robert Kraft has 24 career postseason wins, which is tied for the third-most in NFL history.

WINS	OWNERSHIP
33	The Rooney Family, Pittsburgh (1933-present)
30	Green Bay Packers (1919-present)
24	Robert Kraft, New England (1994-present)
24	the Mara Family, N.Y. Giants (1925-present)
22	Eddie DeBartalo, Jr., San Francisco (1977-1999)
21	Al Davis, Oakland/Los Angeles (1972-2011)

QB STABILITY

Since 1994, the Patriots have had 15 quarterbacks on their active roster. Of this group, only four quarterbacks have started a regular-season or post-season game for the club, the fewest total of any team in the NFL. Only Drew Bledsoe and Tom Brady - have started on Opening Weekend for New England

Team	Starting QBs since 1994	Opening Day QBs since 1996
New England	4	2
Green Bay	4	2
N.Y. Giants	7	6
Houston**	9	4
Pittsburgh	12	8
Indianapolis	12	5
San Diego	12	5
Cincinnati	13	8
New Orleans	15	7
Seattle	15	7
Carolina	15	9
Kansas City	15	8
Atlanta	15	6
Denver	16	6
Buffalo	16	9
Jacksonville	16	9
San Francisco	17	7
Baltimore*	17	9
Philadelphia	17	11
Detroit	17	6
Tennessee	18	8
Tampa Bay	18	11
N.Y. Jets	19	8
Minnesota	19	10
Dallas	20	5
Miami	20	8
Washington	21	13
St. Louis	23	8
Arizona	23	13
Oakland	23	8
Chicago	24	9
Cleveland	27	14

* Since 1996
** Since 2002

A MODEL OF CONSISTENCY

With Belichick in his 15th season as head coach, the Patriots have had just three head coaches since 1994, the fewest number by far of any AFC East team.

AFC EAST TEAM	HEAD COACHES SINCE 1994
New England	3
N.Y. Jets	8
Buffalo	9
Miami	10

COACHING CONSISTENCY

Since Kraft took ownership of the team in 1994, the Patriots have had just three head coaches - Bill Parcells (1994-1996), Pete Carroll (1997-1999) and current head coach Bill Belichick (2000-present). The only team with fewer head coaches since 1994 is the Pittsburgh Steelers, who have had two - Bill Cowher (1992-2006) and Mike Tomlin (2007-present).

TEAM	HEAD COACHES SINCE 1994
Pittsburgh	2
New England	3
Baltimore Ravens*	3
Houston Texans**	3
N.Y. Giants	3

* Since 1996
** Since 2002

NFL Average of new head coaches per team since 1994	Patriots
5.9	3

MILESTONE WIN FOR KRAFT

The victory over the New York Jets (12/21/14) was the 250th win under Robert Kraft. His 250 wins in his first 368 total games tied Chicago's George Halas for the fastest an owner has reached 250 victories.

CONTINUITY BREEDS SUCCESS

New England is the second team (1970s Pittsburgh Steelers) in NFL history - and first in 35 years - to win four Super Bowls with the same owner (Robert Kraft), head coach (Bill Belichick) and quarterback (Tom Brady).

KRAFT PRODUCES MORE WINS THAN EVERY OTHER PATRIOTS OWNER COMBINED

The Patriots have 263 wins overall under Robert Kraft. He has produced more victories than every other Patriots owner combined. Under Kraft, the Patriots are 263-121 overall since he purchased the team in 1994. Kraft's predecessors in the owner's office went 225-276-9 in the 34 years prior to his purchase of the team.



HOUSTON NOTES

AFL TIES ★ SUPER BOWL TIES ★ COACHING TIES

The New England Patriots share a rich history with the city of Houston.

SUPER BOWL CITY

The Patriots captured their second Super Bowl title when they defeated the Carolina Panthers, 32-29, at Reliant Stadium in Houston.



For Patriots fans, it's hard to think of the city of Houston without Adam Vinatieri coming to mind. In one of the most thrilling Super Bowl endings of all time, Vinatieri nailed a 41-yard field goal in the final seconds to decide the game. The win marked the first of back-to-back Super Bowl victories and the second of three Super Bowl victories captured by the Patriots in four years.

NEW ENGLAND		CAROLINA
29	★ First Downs ★	17
481	★ Total Net Yards ★	387
83	★ Total Net Plays ★	53
127	★ Net Rushing ★	92
354	★ Net Passing ★	295
32-48	★ Completed-Attempted ★	16-33
38:58	★ Time of Possession ★	21:02
32	★ Final Score ★	29

"I will have nightmares about Adam Vinatieri for a long time." - Panthers WR Ricky Proehl

DIVISION RIVALS

The New England Patriots and Houston Oilers, who moved to Tennessee in 1997, shared an intense rivalry as original members of the AFL's Eastern Division. Here's what Patriots Hall of Famer Gino Cappelletti had to say about the rivalry:

"The rivalry with Houston matched that with Buffalo," said Cappelletti. "They were in the eastern division with us ... It did not benefit the Patriots because Houston was the best team. They won the championship in 1960 and played for it again in 1961. They came out of the chute strong. George Blanda, after 10 years in the NFL, joined Houston because he knew their coach. Blanda was able to help them recruit some of the best players such as Billy Cannon and Charlie Hennigan, a lot of NFL guys."



"When I made the transition into becoming a receiver it took place between the time we first played the Oilers and the final game of the year when we played the Oilers again down in Houston. I started the game at receiver in the final game and I always like to brag that I came out of the game with the highest average per catch of the year with a 28-yard average. I had one catch for 28 yards. It was meaningful for me and established my potential for the next coming year. [Patriots head coach] Lou Saban told me that when I come back you will have to make it as a receiver."

BELICHICK COACHING TREE

The influence of Bill Belichick is evident in Houston, as several of the Texans coaches, including head coach Bill O'Brien, have ties to the Patriots head coach.

HEAD COACHES

Nine Belichick assistants have gone on to become head coaches at the NFL or collegiate level.

1. Bill O'Brien - Houston Texans *, Penn State
2. Josh McDaniels - Denver Broncos
3. Nick Saban - Alabama * Miami Dolphins, Louisiana State, Michigan State
4. Eric Mangini - Cleveland Browns, New York Jets
5. Jim Schwartz - Detroit Lions*
6. Kirk Ferentz - Iowa*
7. Pat Hill - Fresno State
8. Al Groh - Virginia, New York Jets
9. Charlie Weis - Kansas, Notre Dame

* Currently holds role

BILL O'BRIEN

Texans Role: Head Coach
Patriots Role upon hire: Offensive Assistant
Patriots Role upon exit: Offensive Coordinator/Quarterbacks
Years in NE: 2007-2011
Patriots Record: 68-20
SB Appearances - Wins : 2-0

ROMEO CRENNEL

Texans Role: Defensive Coordinator
Patriots Role upon hire: Defensive Line
Patriots Role upon exit: Defensive Coordinator
Years in NE: 1993-1996, 2001-2004
Patriots Record: 90-40
SB Appearances - Wins : 4-3

GEORGE GODSEY

Texans Role: Offensive Coordinator
Patriots Role upon hire: Offensive Assistant
Patriots Role upon exit: Tight ends
Years in NE: 2011-2013
Patriots Record: 41-14
SB Appearances - Wins : 1-0

MIKE VRABEL

Texans Role: Linebackers
Patriots Role: Linebacker (Player)
Years in NE: 2001-2008
Patriots Record: 109-33
SB Appearances - Wins : 4-3

* Patriots Record includes regular season and postseason



STADIUM UPGRADES

GILLETTE STADIUM

PATRIOTS GAME DAY EXPERIENCE REMAINS A CUT ABOVE

Since the team played its inaugural regular-season game at Gillette Stadium against the Steelers in September 2002, the Patriots organization has continued to renovate and install new amenities to ensure that fan satisfaction remains at the forefront of the venue. In 2015, the Kraft family has made some of its most significant and innovative capital improvements to date, with the addition of three new facilities within the stadium: the Optum Field Lounge, the Cross Insurance Pavilion and Business Center and the DraftKings Fantasy Sports Zone, as well as a major expansion to the signature bridge and the addition of more in-bowl LED ribbon boards.

OPTUM FIELD LOUNGE

Offering a game day experience unlike any other, the Optum Field Lounge brings its members closer to the action than ever before with an on-field, outdoor patio and lounge located in the south end zone. Inside, members will enjoy an upscale, climate-controlled space featuring a 9-foot-by-32-foot high-resolution media wall, HD screens, premium food and bar service and private restrooms. On game days, Patriots season ticket members, who have also paid an Optum Field Lounge membership fee, can come and go between their seats and the venue throughout the game. Members can access the lounge beginning three hours prior to kickoff and stay one hour after the game. On non-game days, the space will be utilized for a variety of events, functions and parties, including dinner receptions and business meetings.



CARMAX BRIDGE

Since opening Gillette Stadium in 2002, the iconic bridge and lighthouse have stood to represent the home of the Patriots while paying homage to its deep New England roots. The newly expanded CarMax bridge is four times wider and gives fans plenty of room to gather on game days to hang out and watch the action while improving the concourse's foot traffic.



CROSS INSURANCE PAVILION

A first of its kind function facility, the Cross Insurance Pavilion & Business Center will be utilized on game days for exclusive pregame hospitality events 2 ½ hours prior to kickoff on Patriots game days. Then, 30 minutes prior to kickoff, the venue will transform into a gathering area open to all ticketed fans inside the stadium. On non-game days, the space and open floor plan will host a variety of functions, from trade shows, car displays and business meetings to proms, galas and dinner receptions. The new venue features a pre-function mezzanine area, outdoor terrace and access to the stadium's main concourse. Inside features 24-foot high ceilings, state-of-the-art audio visual capabilities with Bose sound system, a 24-foot video screen and LED HDTVs and classic furnishings with mahogany finish.



DRAFTKINGS FANTASY SPORTS ZONE

Among the most innovative amenities offered at the stadium is the DraftKings Fantasy Sports Zone located in the southwest corner of the main concourse. This high-tech sports bar offers excellent food choices, DraftKings beer selections of the day and an impressive array of nearly 40 HDTVs to capture all of the NFL and fantasy football action in real time. This venue will keep football and fantasy sports fans up to date with live fantasy scoring updates and the NFL RedZone. Additionally, when the weather is nice, the sports zone is open to the field. During inclement games, the glass front wall closes to keep the space warm and dry while still connecting fans to the action on the field. The DraftKings Fantasy Sports Zone is open to all ticketed patrons inside the stadium.



LED RIBBON BOARDS

Information is power! With the addition of more LED ribbon boards, Patriots fans will be the most powerful in the league. Fantasy information, scores from around the league and real-time stats are just some of the information to which fans will have access. Taking it to the next level, starting in 2015 fans will know things like who is the fastest player on the field at any given time and which players are lined up for the start of plays.



PATRIOTS

Team Notes



DIVISIONAL DOMINANCE

The New England Patriots own a 71-19 (.789) record in regular-season AFC East games since the beginning of the 2001 season, compiling the best in-division record of any team in the NFL.

NFL'S TOP DIVISIONAL RECORDS SINCE 2001

Team	W	L	T	Pct.
New England	71	19	0	.789
Indianapolis	66	23	0	.742
Green Bay	64	26	1	.709
Pittsburgh	62	29	0	.681

AFC EAST DIVISIONAL RECORDS SINCE 2001

Team	W	L	T	Pct.	Div. Titles	Years
New England	71	19	0	.789	12	2001, 03-07, 09-14
N.Y. Jets	42	48	0	.467	1	2002
Miami	36	55	0	.396	1	2008
Buffalo	33	58	0	.363	0	-

The New England Patriots have won 11 division titles and have 11 playoff berths since realignment in 2002, the most in the NFL.

MOST DIVISION TITLES SINCE 2002 REALIGNMENT

Team	Division Titles	Playoff Berths
New England	11	11
Indianapolis	9	12
Green Bay	8	10
Philadelphia	6	8
Pittsburgh	6	8

ROAD WARRIORS

Since the start of the 2000 season, the Patriots have the best regular-season road record in the NFL.

TEAM	RECORD	PCT.
New England	82-43	.656
Philadelphia	77-49-1	.610
Indianapolis	76-50	.603
Pittsburgh	71-54	.568

DECADE OF DOMINANCE

The Patriots record of 132-40 (.767) over the past 10 seasons is the best in the NFL. Over the past 10 years, only five NFL teams have posted a winning percentage of .600 or better. The Patriots are the only team over .700

BEST RECORDS SINCE 2005

Team	W	L	T	Pct.
New England	132	40	0	.767
Indianapolis	116	56	0	.674
Pittsburgh	108	64	0	.628
Green Bay	106	65	1	.619
Denver	105	67	0	.610
San Diego	100	72	0	.581
Baltimore	100	72	0	.581

WINNING THE CLOSE ONES

Since 2001, the New England Patriots own the NFL's best record (including postseason) in games decided by three points or fewer. The Patriots are the only team with a winning percentage above .700 in those games. The Patriots are 7-1 in those close games in the playoffs, the only defeat a 17-14 loss to the N.Y. Giants in Super Bowl XLII.

BEST RECORD IN GAMES DECIDED BY 3 POINTS OR FEWER (Playoffs Included)

Team	W	L	T	Win Pct
New England Patriots	38	15	0	.717
Indianapolis Colts	40	18	0	.689
Chicago Bears	29	19	0	.604
Denver Broncos	32	21	0	.604
Atlanta Falcons	34	24	1	.585

DECEMBER REIGN

Since 2001, the Patriots own the NFL's best December record, with a 52-9 mark in 61 games over the last 14 seasons. New England is the only team with a win percentage over .800 during that span.

HIGHEST DECEMBER WIN PCT (2001-15)

Team	W	L	T	PCT.
New England	52	9	0	.852
Pittsburgh	44	18	0	.710
Green Bay	42	19	0	.689
Philadelphia	42	20	0	.677
Indianapolis	42	21	0	.667

THE GREAT EIGHT

The Patriots have the most overall wins among the original eight AFL teams.

OVERALL VICTORY TOTAL OF ORIGINAL AFL TEAMS (REGULAR AND POSTSEASON)

TEAM	W	L	T
New England Patriots	488	397	9
Denver Broncos	474	403	10
Oakland Raiders	467	413	11

A DOZEN W'S

The Patriots won 12 games in 2014. It is the ninth time in team history that the team has won at least 12 games in a season and the fifth straight season with at least 12 wins.

TEAMS WITH 4 CONSECUTIVE 12-WIN SEASONS SINCE 1970 MERGER

Indianapolis Colts	7 (2003-09)
New England Patriots	5 (2010-14)
Dallas Cowboys	4 (1992-95)

12-WIN SEASONS SINCE 1970 MERGER

1. San Francisco	13
2. Dallas	11
3. Denver	10
4t. New England	9
4t. Pittsburgh	9
6. Indianapolis	8



PATRIOTS

Team Notes

PROTECTING THE BALL

Since 2008, the Patriots lead the NFL with 48 games without turning the ball over. The Patriots are 44-4.

ZERO TURNOVER GAMES (SINCE 2008)

Rk	Team	Zero-Turnover Games
1	New England	48
2	Green Bay	43
3	San Francisco	42
4	Kansas City	40
5	Baltimore	35

BOUNCE BACK PATS

Since the beginning of 2003, the Patriots are 38-5 (.884) in regular-season games following a loss. The Patriots have dropped back-to-back regular season games just five times since 2003 (2006, 2009, 2011, 2012 and 2015). As a starter in his career, Tom Brady is 40-9 in games following a loss.

SECOND-HALF LOCKDOWN

The Patriots have won 80 straight home games when leading at halftime, adding to their NFL record. The last Patriots loss at home after leading at halftime was on Dec. 24, 2000 (vs. Miami), when the Patriots lost 27-24 after leading 21-17 at halftime. New England has never lost a game at Gillette Stadium when leading at halftime, going 74-0 since 2002.

STELLAR INTER-CONFERENCE RECORD

The New England Patriots own a 45-11 (.804) vs. NFC teams since realignment in 2002, the best inter-conference record in the NFL during that time.

NFL'S BEST INTER-CONFERENCE RECORD SINCE 2002

Team	W	L	T	Pct.
New England	45	11	0	.804
Pittsburgh	38	17	1	.688
Indianapolis	36	20	0	.643
Baltimore	34	21	0	.618
Denver	34	22	0	.607



SACK PACE

The Patriots defense is second in the NFL with **36 sacks through 12 games in 2015**, putting them on pace to finish the season with 48 sacks. The Patriots' record for most sacks in a season is 66 in 1963.

TEAM	SACKS	YARDS
1. Denver	41	254
2. New England	36	231
3t. Carolina	35	217
3t. Pittsburgh	35	206

STINGY DEFENSE SHINES AGAIN

The Patriots defense allowed 19.6 points per game in 2014, marking the ninth season since 2001 that the team kept opponents to under 20 points per game, second most in the NFL over that span. The Patriots are allowing 20.6 points per game so far in 2015.

SEASONS ALLOWING 20 POINTS PER GAME OR FEWER SINCE 2001

Team	Seasons	Years
Baltimore	10	2001, 2003-06, 2008-11, 2014
New England	9	2001, 2003-04, 2006-10, 2014
Pittsburgh	9	2001, 2004-08, 2010-12
Miami	8	2001-03, 2005-06, 2008, 2011-12
Tampa Bay	7	2001-05, 2007, 2010

DEFENSE ALLOWS JUST 15 RUSH YARDS

The Patriots allowed the Dolphins (10/29/15) to gain just 15 yards rushing, the fourth-lowest opponent rushing total in Patriots history and the fewest rushing yards allowed by the team since allowing 14 to Buffalo on December 11, 2005.

FEWEST RUSHING YARDS ALLOWED IN PATRIOTS HISTORY

Date	Opp.	Att	Yds	Avg
12/17/1961	SD	16	2	0.1
10/11/1998	KC	11	14	1.3
12/11/2005	Buf	12	14	1.2
10/29/2015	Mia	13	15	1.2
11/1/1963	Hou	12	19	1.6
11/16/2014	Ind	16	19	1.2
12/4/1988	Sea	19	20	1.1
9/9/2012	Ten	16	20	1.3
9/22/1963	Oak	10	24	2.4
12/11/1977	Mia	19	25	1.3



RED HOT RED ZONE

New England's offense is stringing together a lot of long drives this season. Through 12 games, the Patriots are tied for first with Arizona in the NFL with 51 red-zone possessions first with and 280 points. The offense is currently on pace for 68 red-zone possessions in 2015. The Patriots best production in the red zone under Bill Belichick was in 2007 and 2011 with 72 red zone possessions.

NFL TEAM OFFENSE INSIDE THE 20

Team	Poss.	TD	FG	Pts.
New England	51	34	14	280
Arizona	51	31	18	268
Carolina	49	32	14	263
Cincinnati	48	32	10	254
Kansas City	43	22	16	201



PATRIOTS

Team Notes

PROLIFIC COMBINATION

62

Rob Gronkowski and Tom Brady have connected on 62 touchdown passes, the second-most touchdown connections between a quarterback and a tight end in NFL history.

Quarterback	Tight End	Team	TD Connections
Philip Rivers	Antonio Gates	San Diego	76
Tom Brady	Rob Gronkowski	New England	62
Drew Brees	Jimmy Graham	New Orleans	51
Drew Bledsoe	Ben Coates	New England	45
Peyton Manning	Dallas Clark	Indianapolis	44
Sonny Jurgensen	Jerry Smith	Washington	43
Dan Fouts	Kellen Winslow	San Diego	41
John Elway	Shannon Sharpe	Denver	41

TAKING CARE OF BALL PAYS OFF

Since 2002, the Patriots are an NFL-best 100-14 when throwing no interceptions.

TEAM	GAMES WITH 0 INTS	W-L-T	WIN PCT.
New England	114	100-14-0	.877
Kansas City	107	67-40-0	.626
San Francisco	100	73-26-1	.735
Jacksonville	99	59-40-0	.596
Indianapolis	96	82-14-0	.854
Philadelphia	96	69-27-0	.719
San Diego	92	70-22-0	.761
Baltimore	91	76-15-0	.835
Denver	89	71-18-0	.799
Tennessee	89	65-24-0	.730

SCORING PACE

The Patriots have scored 375 total points so far in 2015, putting them on pace to finish with 500 points, which would be fifth in team history. The Patriots have scored 43 touchdowns so far in 2015, putting them on pace to finish with 57, which would be the fifth most in team history.

MOST PATRIOTS TD/SEASON	MOST PATRIOTS PTS /SEASON
75 in 2007	589 in 2007
67 in 2012	557 in 2012
65 in 2010	518 in 2010
61 in 2011	513 in 2011
52 in 2014	468 in 2014
52 in 1980	444 in 2013
52 in 1961	
50 in 2009	

40+ TIES TEAM RECORD

The Patriots scored 40 or more points five times in 2014, tying the 2012 team for the franchise record for most 40-plus point games in a single season. New England had four 40-plus point games in 2007 and 2008. The NFL record for most 40-point games in a single season is six by seven teams, most recently by Denver in 2013.

PATRIOTS HISTORY/MOST GAMES WITH 40+ POINTS IN A SEASON

2014	5
2012	5
2008	4
2007	4
2010	3
1996	3
1963	3
1961	3

RECORD SCORING STREAK

The Patriots set an NFL record by scoring in 38 consecutive quarters from Week 1 to Week 11.

THE MOST CONSECUTIVE REGULATION QUARTERS WITH AT LEAST ONE POINT:

Team	Year (s)	Consec. quarters with points scored
New England	2015	38
St. Louis	1999-2000	31
Indianapolis	2005	31
New England	1993-94	27
Kansas City	2002	27
Oakland	2002	27

RUSH TO VICTORY

Since 2000, New England is 41-1 in the regular season when a Patriot eclipses 100 yards rushing. The only loss during the Bill Belichick era came at Miami on Dec. 20, 2004, when Corey Dillon rushed for 121 yards on 26 carries and the Patriots lost to the Dolphins, 29-28. Since then, New England is 28-0 with a 100-yard rusher.

2015 NOTES OF INTEREST

BILL BELICHICK

- ★ Bill Belichick (243) moved past Curly Lambeau (229) for fourth place all-time on the NFL wins list. Tom Landry is in third place with 270 total wins.
- ★ Belichick (22) moved past Tom Landry (20) and now has the most postseason wins by any head coach.
- ★ Belichick has led the Patriots to 15 consecutive winning records (2001-15), second all-time, behind 20 by Tom Landry (1966-85).

TOM BRADY

- ★ Tom Brady (4,109) reached 4,000 yards in 2014 for his seventh 4,000-yard passing season. He joined Peyton Manning (14) and Drew Brees (9) as the only players with at least seven 4,000-yard seasons. He has 3,912 passing yards in 2015 and needs 88 yards for his 8th 4,000-yard season.
- ★ Brady has 170 regular season wins with the Patriots, the most wins by a quarterback with one team. Brett Favre is second with 160 wins with Green Bay.
- ★ Brady (219) is one of nine NFL quarterbacks with 200 career starts. His 155 wins in his first 200 starts are the most in NFL history. Peyton Manning is second with 136 wins in his first 200 starts.

JULIAN EDELMAN

- ★ Edelman led the team with 92 receptions, which was eighth in the NFL in 2014.
- ★ Edelman returned a second-quarter punt 84 yards for a touchdown vs. Denver Nov. 2, 2014 and now has a franchise-best four punt returns for a touchdown.
- ★ Edelman has a 12.0 career punt return average, third in the NFL since the 1970 merger, Rick Upchurch (12.1) and Devin Hester (12.3 avg.).

ROB NINKOVICH

- ★ Rob Ninkovich has 14 fumble recoveries since 2010, the most of any player in the NFL over that time. J.J. Watt is second with 11.
- ★ Ninkovich recorded his eighth sack of the season vs. Miami (12/14/14) and has had at least eight sacks in three consecutive seasons, becoming the first Patriots player to have at least eight sacks in three consecutive seasons since Pro Football Hall of Famer Andre Tippett achieved the feat from 1985-97 (1985, 16 1/2, 1986, 9 1/2 and 1987 12 1/2).

STEPHEN GOSTKOWSKI

- ★ Stephen Gostkowski led the NFL with 156 points. It was the third straight season that he has led the NFL in scoring (2012, 2013 and 2014). He also led the NFL in scoring in 2008. He joins Don Hutson (5) and Gino Cappelletti (5) as the only NFL players to lead the NFL in scoring in at least four seasons.
- ★ Gostkowski made 94.6 percent of his field goals in 2014 (35-of-37), setting a new team record for field goal percentage in a single season. The previous best was 93.9 by Adam Vinatieri (31-of-33) in 2004.



PATRIOTS

Notes of Interest

TEAM

PATRIOTS 2015 CAPTAINS

The Patriots 2015 team captains were elected by their teammates.

OFFENSE

★ QB Tom Brady, T Nate Solder and OL Ryan Wendell

DEFENSE

★ LB Jerod Mayo, S Devin McCourty and DL Rob Ninkovich

SPECIAL TEAMS

★ Matthew Slater

Brady was chosen as a captain for the 14th straight season. Mayo is serving his seventh season as a captain. McCourty and Slater are captains for a fifth time. Ninkovich is a captain for the second time, while Solder and Wendell are first time team captains.

2015 HONORS & AWARDS

QB TOM BRADY

- ★ AFC Offensive Player of the Month (September)
- ★ AFC Offensive Player of the Week (8)

K STEPHEN GOSTKOWSKI

- ★ AFC Special Teams Player of the Month (September)
- ★ AFC Special Teams Player of the Week (7)
- ★ AFC Special Teams Player of the Week (10)

SIXTH STRAIGHT TITLE

The Patriots have won six straight AFC East titles, the longest streak in AFC East history. The Patriots have won 12 of the last 14 division crowns and join the Los Angeles Rams (7-1973-79), Pittsburgh Steelers (6-1974-79) and the Minnesota Vikings (6-1973-78) as the only teams since the merger with at least six straight division titles.

MOST CONSECUTIVE DIVISION TITLES

Team	Division	Titles	Years
Los Angeles Rams	NFC West	7	1973-79
New England Patriots	AFC East	6	2009-14
Pittsburgh Steelers	AFC Central	6	1974-79
Minnesota Vikings	NFC Central	6	1973-78
Dallas Cowboys	NFL Capitol/NFC East	6	1966-71
Cleveland Browns	American/Eastern Conf.	6	1950-55
New England Patriots	AFC East	5	2003-07
Indianapolis Colts	AFC South	5	2003-07
Dallas Cowboys	NFC East	5	1992-96
San Francisco 49ers	NFC West	5	1986-90
Chicago Bears	NFC Central	5	1984-88
Oakland Raiders	AFC West	5	1972-76

SUCCESS WITH BALL SECURITY

Last year, the Super Bowl champion Patriots and the NFC North champion Packers had only 13 giveaways, tied for the third fewest giveaways in a 16-game season in NFL history. The 2015 Patriots are tied for the third fewest giveaways with 11 in 2015.

FEWEST GIVEAWAYS IN 16-GAME SEASON

2011 San Francisco	10
2010 New England	10
2014 Green Bay	13
2014 New England	13
2008 Miami	13
2008 New York Giants	13

BILL BELICHICK

WINNING SEASONS

Belichick (15 straight winning seasons) has the second-most consecutive winning seasons all time, trailing only Tom Landry with 20.

SUPER STATUS

Bill Belichick won his sixth conference title in 2014 to reach the Super Bowl, tying Miami's Don Shula for the most Super Bowl appearances by a head coach. His four Super Bowl titles tied Chuck Noll for the most Super Bowl titles by a head coach.

POSTSEASON SUCCESS

Belichick (22 playoff wins) passed Tom Landry (20) for the most postseason wins as a head coach.

MOVING ON UP

Belichick (243 overall career wins) moved past Curly Lambeau (229) for sole possession of fourth place on the NFL's all-time list.

CAREER WINS

Bill Belichick has 221 career regular-season wins, fifth all-time in NFL history.

HEAD COACH	CAREER WINS
Don Shula	328
George Halas	318
Tom Landry	250
Curly Lambeau	226
Bill Belichick	221

TOM BRADY

TOUCHDOWN TOM

Brady is third all-time with 423 career touchdowns, and is one of five NFL player to reach 400 touchdown passes.

300-YARD GAMES

Brady is third all-time with 71 career 300-yard passing games. Drew Brees (92) and Peyton Manning (93) are the only quarterbacks in front of him.

30 TD PASSES

Brady (31) reached 30 touchdown passes in 2015 and is just the fourth player in NFL history with at least 30 or more touchdown passes in six seasons. His 31 touchdowns are leading NFL in 2015.



PATRIOTS

Notes of Interest

4,000-YARD PASSING SEASON

Brady (4,109) reached 4,000 passing yards in 2014. It is his seventh 4,000-yard season to join Peyton Manning (14) and Drew Brees (9) as the only players with at least seven 4,000-yard seasons. He has 3,912 passing yards so far in 2015 and need 88 yards for his eighth 4,000 yard season.

PLAYER OF THE WEEK

Brady (25) needs two more AFC Offensive Player of the Week honors to tie Peyton Manning (27) for the most player of the week honors in NFL history.

12-WIN SEASONS

Since entering the NFL in 2000, Tom Brady's teams have reached 12 regular-season wins in nine different seasons, second all-time, behind Peyton Manning.

STARTING QB'S WITH THE MOST 12-WIN REGULAR SEASONS IN NFL HISTORY

PLAYER	SEASONS
Peyton Manning	11
Tom Brady	9
Brett Favre	6
John Elway	4
Jim Kelly	4

RECORD TITLE HOLDER

Tom Brady earned his NFL record 12th division championship in 2014.

QUARTERBACK CAREER DIVISION TITLES

Tom Brady	12
Peyton Manning	11
Joe Montana	9

STEPHEN GOSTKOWSKI

KICKING INTO THE RECORD BOOKS

Gostkowski became the Patriots all-time scoring leader, passing Adam Vinatieri (1,158), with a 35-yard field goal vs. Miami (12/14/14).

PATRIOTS ALL-TIME LEADING SCORERS

1. Stephen Gostkowski	1,294
2. Adam Vinatieri	1,158
3. Gino Cappelletti	1,130
4. John Smith	692
5. Tony Franklin	442

NFL SCORING LEADER #1

Stephen Gostkowski has led the NFL in scoring in each of the last three seasons (2012-14) after finishing with 156 total points in 2014. He is just the fifth NFL player to lead the NFL in scoring in at least three consecutive seasons, joining Don Hutson (1940-44), and Gino Cappelletti (1963-66), Pat Harder (1947-49) and Paul Hornung (1959-61). He enters this week tied with Carolina's Graham Gano with an NFL-leading 115 total points.

NFL SCORING LEADER #2

Stephen Gostkowski led the NFL with 156 points in 2014 and joins Don Hutson (5) and Gino Cappelletti (5) as the only NFL players to lead the NFL in scoring in at least four seasons. Gostkowski has led the NFL in scoring in 2008, 2012, 2013 and 2014.

ROB GRONKOWSKI

GRONK REACHES 1,000

Gronkowski (1,124) reached 1,000 receiving yards for the second time in his career in 2014. He is the ninth NFL tight end with at least two career 1,000 yard seasons.

END ZONE MILITIA

Gronkowski became the first tight end in NFL history to have three consecutive 10-plus touchdown seasons (10 in 2010, 18 in 2011 and 12 in 2012) and the first tight end in NFL history with four seasons of double-digit touchdowns when he scored his 10th touchdown in the win at San Diego (12/7/14). Antonio Gates ended his 2014 season with 12 touchdowns and also has four seasons with 10 or more touchdowns.

NFL TIGHT ENDS WITH MOST 10-PLUS TOUCHDOWN SEASONS

Rob Gronkowski	4 (10 in 2010, 18 in 2011, 11 in 2012 and 11 in 2014)
Antonio Gates	4 (13 in 2004, 10 in 2005, 10 in 2010 and 12 in 2014)
Tony Gonzalez	3
Jimmy Graham	3
Dallas Clark	2
Vernon Davis	2
Shannon Sharpe	2
Wesley Walls	2
Julius Thomas	2

ALL-TIME TDS

Gronkowski now has 64 total touchdowns (63 receiving and 1 rushing) and ranks second in team history to the 68 total touchdowns by Stanley Morgan.

RECEPTIONS STREAK

Gronkowski has a streak of 76 consecutive regular-season games with a reception - every regular season game of his career since 2010.

LONGEST CURRENT STREAKS OF CONSECUTIVE GAMES WITH A RECEPTION BY TIGHT ENDS

115 Jason Witten (Dallas)
76 Rob Gronkowski



PATRIOTS

Sustaining Success

PATRIOTS ARE MOST FREQUENT SUPER BOWL TEAM OVER LAST 30 YEARS

The Patriots have won eight conference championships since the 1985 season and have more conference titles than any other team over the last 30 years (since 1983). Additionally, the Patriots' seven conference titles over the last 25 years are three more than the next closest team and New England's seven conference championships in the last 20 years are also more than any other team. New England also has more conference titles over the last 15 years (6) than any other team.

Most Super Bowl Wins in Last 10 Years (2004-2014)

New England	2
Pittsburgh	2
N.Y. Giants	2
5 Other Teams	1

Most Super Bowl Wins in Last 20 Years (1994-2014)

New England	4
Pittsburgh	2
Green Bay	2
N.Y. Giants	2
Baltimore	2
Denver	2
7 Other Teams	1

Most Super Bowl Wins in Last 30 Years (1984-2014)

New England	4
N.Y. Giants	4
San Francisco	4
Dallas	3
5 Other Teams	2
6 Other Teams	1

Most Conference Championships in Last 7 Years (2007-2014)

New England	3
Pittsburgh	2
N.Y. Giants	2
8 Other Teams	1

Most Conference Championships in Last 10 Years (2004-2014)

New England	4
Pittsburgh	3
Indianapolis	2
N.Y. Giants	2
Seattle	2
8 Other Teams	1

Most Conference Championships in Last 15 Years (1999-2014)

New England	6
Pittsburgh	3
N.Y. Giants	3
Seattle	2
Indianapolis	2
St. Louis Rams	2
Baltimore	2

Most Conference Championships in Last 20 Years (1994-2014)

New England	7
Pittsburgh	4
Green Bay	3
N.Y. Giants	3
5 Other Teams	2

Most Conference Championships in Last 25 Years (1989-2014)

New England	7
Buffalo	4
N.Y. Giants	4
Pittsburgh	4
San Francisco	4
Dallas	3
Green Bay	3

Most Conference Championships in Last 30 Years (1984-2014)

New England	8
Denver	6
N.Y. Giants	5
San Francisco	5
Buffalo	4
Pittsburgh	4
Dallas	3
Green Bay	3

WHAT HAVE YOU DONE FOR ME LATELY?

Since the 2011 season, the Patriots have maintained their spot atop the NFL in terms of regular season winning percentage and regular season points scored. Since the beginning of the 2011 season, the Patriots have the NFL's highest winning percentage and have scored the most points in the NFL. The Patriots also have the NFL's second highest winning percentage since 2012 and have scored the most points since 2012.

HIGHEST WINNING PERCENTAGE SINCE 2011

TEAM	W	L	T	PCT.	PF	PA
New England	59	17	0	.776	2357	1571
Denver	56	20	0	.737	2147	1642
Green Bay	54	21	1	.717	2185	1702
Cincinnati	50	25	1	.664	1864	1488
Seattle	50	26	0	.658	1849	1274
San Francisco	48	27	1	.638	1667	1405
Pittsburgh	44	30	0	.605	1787	1519
Carolina	44	31	1	.586	1841	1650

HIGHEST WINNING PERCENTAGE SINCE 2012

TEAM	W	L	T	PCT.	PF	PA
Denver	48	12	0	.800	1838	1252
New England	46	14	0	.767	1844	1229
Seattle	43	17	0	.717	1528	959
Cincinnati	41	18	1	.692	1520	1165
Indianapolis	39	20	0	.661	1465	1397
Green Bay	39	20	1	.658	1625	1350
Carolina	38	21	1	.642	1435	1229
Arizona	36	24	0	.600	1321	1212
San Francisco	35	24	1	.592	1287	1176

HIGHEST WINNING PERCENTAGE SINCE 2013

TEAM	W	L	T	PCT.	PF	PA
Denver	35	9	0	.795	1357	963
New England	34	10	0	.773	1287	898
Seattle	32	12	0	.727	1116	714
Cincinnati	31	12	1	.716	1129	845
Carolina	31	12	1	.716	1078	858
Arizona	31	13	0	.705	1071	855
Green Bay	28	15	1	.648	1192	1014

MOST POINTS SCORED SINCE 2011

Team	Points
New England	2357
Green Bay	2185
Denver	2147
New Orleans	2122
Dallas	1874
Philadelphia	1870
Cincinnati	1864
Seattle	1849
Carolina	1841

MOST POINTS SCORED SINCE 2012

Team	Points
New England	1844
Denver	1838
Green Bay	1625
New Orleans	1575
Seattle	1528
Cincinnati	1520
Dallas	1505
Philadelphia	1474

MOST POINTS SCORED SINCE 2013

Team	Points
Denver	1357
New England	1287
Philadelphia	1194
Green Bay	1192
Cincinnati	1129
Dallas	1129
Pittsburgh	1126
Seattle	1116



INSIDE

The Numbers

BY THE NUMBERS

3

DE Chandler Jones set a career high with 3 sacks in the win at Buffalo on Sept. 20, 2015. He has eight career multi-sack games.

4

Stephen Gostkowski executed a successful onside kick vs. Washington (11/08/15) and vs. Philadelphia (12/06/15). It is his third (Cleveland - 12/8/13) and the fourth in team history. The first came when Jim Lee Hunt recovered a Gino Cappelletti kick at the end of the first half in a 26-10 win vs. the NY Jets (9/27/64).

4

The 2015 Patriots are the fourth defending Super Bowl Champion to start the season with a record of 10-0 or better, joining Green Bay (2011-13-0), Denver (1998-13-0) and San Francisco (1990-10-0).

5

The Patriots became the first team in NFL history in 2014 to earn five straight first round byes. Dallas and San Francisco earned four straight byes from 1992 through 1995.

5

Rob Gronkowski has five 100-yard games so far in 2015. The NFL record for most 100-yard games by a tight end in a season is six by Tony Gonzalez (2004 and 2000) and Jimmy Graham (2013). He also had five in 2011.

9

The Patriots scored on each of their first nine drives before taking a knee to run out the clock in the win vs. Jacksonville (9/27/15), the first time in team history that has occurred.

10

The Patriots lead the NFL with 10 first round byes since the current NFL playoff format was instituted in 1990.

15

The Patriots have gone 15 straight seasons without being swept by a division opponent after beating each of the AFC East teams in 2015, extending the longest such streak since the 1970 NFL merger.

18

The Patriots have scored in the final possessions of the first half and the opening possession of the second half 18 times since 2009, first in the NFL. New Orleans is second with 14 such scoring drives.

38

The Patriots set an NFL record by scoring in 38 straight quarters from 9/10/15-11/23/15.

20

The Patriots have now won 20 straight home games against non-division AFC opponents. Their last loss to a non-division AFC team was a 33-10 loss vs. Pittsburgh on Nov. 30, 2008.

41-1

Since 2000, the Patriots are 41-1 when a Patriots player eclipses 100 yards rushing. The only loss during the Bill Belichick era was on Dec. 20, 2004 in a 29-28 Miami win. Since then, the Patriots are 27-0 with a 100-yard rusher.

45-11

Since realignment in 2002, the Patriots have the best inter-conference record in the NFL.

57

Stephen Gostkowski tied a team record with a 57-yard field goal at Dallas on Oct. 11, 2015.

62

Rob Gronkowski and Tom Brady have connected on 62 touchdown passes. It is the second-most connections between a quarterback and a tight end in NFL history and ninth overall.

71

The Patriots have the best divisional record in the NFL since 2001 with a 71-19 (.789) record.

80

The Patriots have won 80 straight home games when leading at halftime, adding to their NFL record. The last time the Patriots lost at home after leading at halftime was on Dec. 24, 2000, vs. Miami when they lost 27-24 after leading 21-17 at halftime.

115

RB James White had a career-best 10 rec. for 115 yards vs. Philadelphia (12/06/15). His 115 yards are the 4th best for a RB in Pats history and his 10 rec. tie for fifth-most by a Pats RB.

TOM BRADY BY THE NUMBERS

6

Brady won his sixth conference title to pass John Elway (5) for most Super Bowl appearances by a quarterback and matched DL Mike Lodish for the most Super Bowls played. Lodish played in six (four with Buffalo and two with Denver).

TOM BRADY BY THE NUMBERS (continued)

4

Brady joined Terry Bradshaw and Joe Montana as the only QBs with four Super Bowl wins. Only Hall of Fame DL Charles Haley (5) has more in NFL history.

6

Brady (31) now has six seasons with 30 or more touchdowns.

9

Brady set an NFL record with his ninth start in a Conference Championship Game in 2014. Charlie Waters and Jack Reynolds are second with eight starts.

12

The number of division championships won by Tom Brady, the most division titles ever by a quarterback. Peyton Manning is second with 11.

16

Brady set a Super Bowl record with 16 straight pass completions in Super Bowl XLVI vs. the New York Giants.

19

The longest streak of consecutive pass completions by Brady in a regular season game (Sept. 10, 2015 vs. Pittsburgh), a team record.

92.0

The percent of quarterback keepers converted by Brady (103 of 112) for first downs (77-of-82 on third-and-2 or less and 26-of-30 on fourth-and-2 or less).

170

Brady has 170 career regular-season wins with the Patriots, the most wins by a starting quarterback with one team. Brett Favre is second with 160 Green Bay.

THE KRAFT ERA

4

The number of Super Bowl championships the Patriots have won since Robert Kraft purchased the team in 1994. That mark is the highest total in the NFL over that span.

7

The number of conference championships the Patriots have won since Robert Kraft purchased the team in 1994, setting a new NFL record for most conference championships as an owner.

14

The number of division championships won by the Patriots since Kraft purchased the team in 1994.

16

The number of playoff seasons earned by the Patriots in the 21 seasons since Robert Kraft purchased the team.

36

The number of playoff games the Patriots have appeared in since 1994, the most in the NFL. Green Bay has the second most with 31.

237

The number of consecutive home games that have been sold out, including all playoff and preseason games dating back to the 1994 season opener.

263

The number of games the Patriots have won since Robert Kraft purchased the franchise in 1994. Prior to Kraft's ownership, the team had won 225 total games in its entire history from 1960-93.

THE BELICHICK ERA

4

Bill Belichick has won four Super Bowls as a head coach to match Chuck Noll for the most Super Bowl wins by a head coach in NFL history.

4

Bill Belichick is the first coach to lead his team to four 500-point seasons (2007, 2010, 2011, 2012).

4

Bill Belichick (243) passed Curly Lambeau (229) for sole possession of fourth place on the NFL wins list.

9

Super Bowl XLIX was Belichick's ninth Super Bowl overall, including six as a head coach and three as an assistant coach.


12

The number of 11-win seasons by Bill Belichick, second to Don Shula's 13.



BILL BELICHICK

NEWS & NOTES



21ST SEASON AS HEAD COACH • 41ST NFL SEASON

Overall Record: 243-120 (.669) • **Regular Season:** 221-111 (.666) • **Postseason:** 22-9 (.710)

With Patriots overall (2000-15): 206-75 (.733)

Super Bowl Titles: 6 (86, 90, 01, 03, 04, 14) • **Conf. Titles:** 9 (86, 90, 96, 01, 03, 04, 07, 11, 14)

Division Titles: 19 (75, 78, 86, 89, 90, 96, 98, 01, 03, 04, 05, 06, 07, 09, 10, 11, 12, 13, 14)

Bill Belichick is the only head coach in NFL history to win three Super Bowl titles in a four-year span. He has won more regular season games (123) and more games overall (136) during a 10-year stretch (2002-2011) than any other coach in NFL history. In the 2007 season, Belichick led the Patriots to the fourth undefeated and untied regular season in NFL history and the first since the NFL established a 16-game schedule in 1978. His 41 consecutive years as an NFL coach are second in NFL history to 43 by Tennessee's Dick LeBeau.



AMONG THE GREAT

Bill Belichick has recorded 243 career wins, which is fourth all-time in NFL history. Belichick owns a career winning percentage of .669, which is second all-time, behind George Halas (.682).

TOP WINNING PERCENTAGE AMONG HEAD COACHES WITH AT LEAST 160 WINS (INCL. POSTSEASON)

HEAD COACH	TEAM(S)	YEARS	W	L	T	PCT.
George Halas	CHI	1920-29, 33-41, 46-55, 58-67	324	151	31	.682
BILL BELICHICK	CLE/NE	1991-95, 00-15	243	120	0	.669
Don Shula	BAL/MIA	1963-95	347	173	6	.665
Curly Lambeau	GB/CHI/WAS	1921-53	229	134	22	.630

NOTE: Winning percentage calculated using current NFL rules, counting a tie as a half-win, half-loss.

MOVING ON UP

Bill Belichick is in fourth place on the NFL wins list with 243 career wins.

MOST WINS NFL COACHES

HEAD COACH	TEAM(S)	YEARS	W	L	T
Don Shula	BAL/MIA	1963-95	347	173	6
George Halas	CHI	1920-29, 33-41, 46-55, 58-67	324	151	31
Tom Landry	DAL	1960-88	270	178	6
BILL BELICHICK	CLE/NE	1991-95, 00-15	243	120	0
Curly Lambeau	GB/CHI/WAS	1921-53	229	134	22

NOTE: Winning percentage calculated using current NFL rules, counting a tie as a half-win, half-loss.

SUPER SUCCESS

Bill Belichick has won four Super Bowls to match Chuck Noll for the most Super Bowl wins by a head coach. He is the only coach to win four Super Bowls in the post-1993 salary cap era.

MOST SUPER BOWL VICTORIES

HEAD COACH	TEAM	TITLES	SEASONS
Bill Belichick	New England	4	2001, 2003, 2004, 2014
Chuck Noll	Pittsburgh	4	1974, 1975, 1978, 1979
Joe Gibbs	Washington	3	1982, 1987, 1991
Bill Walsh	San Francisco	3	1981, 1984, 1988

NOTE: Sorted by most recent championship. Super Bowls have determined NFL champion since 1966.

A WINNING EXTENSION

Bill Belichick has led the Patriots to a winning record for 15 consecutive seasons (2001-2015). The only other NFL coach to have at least 10 consecutive winning seasons with one team since the 1970 merger was Tom Landry, who led the Dallas Cowboys to 16 consecutive winning seasons (1970-1985).

ELITE COMPANY

Bill Belichick is one of five NFL head coaches to win four or more championships since the league began postseason play in 1933, but the only one to win three in four years. Belichick joined an exclusive club in which each of the four other members has been enshrined in the Pro Football Hall of Fame.

HEAD COACHES WITH FOUR OR MORE NFL TITLES (Listed alphabetically)

HEAD COACH	CHAMPIONSHIP TEAM(S)
Bill Belichick	Patriots (SB XXXVI, XXXVIII, XXXIX, XLIX)
George Halas	Chicago Bears (1921, 33, 40, 41, 46, 63)
Curly Lambeau	Green Bay Packers (1929, 30, 31, 36, 39, 44)
Vince Lombardi	Green Bay Packers (1961, 62, 65, SB I, II)
Chuck Noll	Pittsburgh Steelers (SB IX, X, XIII, XIV)



BILL BELICHICK

NEWS & NOTES

CAREER MILESTONE FOR BELICHICK

Belichick (221) is just the sixth NFL head coach to reach 200 career regular-season victories, joining Don Shula (328), George Halas (318), Tom Landry (250), Curly Lambeau (226) and Marty Schottenheimer (200).

NUMBER OF GAMES TO 200 REGULAR SEASON WINS

282 Don Shula
288 George Halas
300 Curly Lambeau
306 Bill Belichick
319 Tom Landry
327 Marty Schottenheimer

Head Coach	Teams	W-L-T (regular season)
Don Shula	Colts/Dolphins	328-156-6
George Halas	Bears	318-148-6
Tom Landry	Cowboys	250-162-6
Curly Lambeau	Packers/Cardinals/Redskins	226-132-22
Bill Belichick	Browns/Patriots	221-111-0

MANNING ON BELICHICK

Peyton Manning on Bill Belichick

"Coach Belichick is the best coach that I've ever competed against. I think it's safe to say he'll go down as the greatest NFL coach of all-time. His teams are always well-coached, always well-disciplined, and you know it's going to be a 60-minute fight. To me, that speaks to his coaching."

BETTER THAN AVERAGE

Bill Belichick has led the Patriots to 15 straight winning seasons (2001-2015). Belichick's 15 straight winning seasons are second all-time, behind 20 by Tom Landry (1966-85).

MOST CONSECUTIVE SEASONS WITH A WINNING RECORD

HEAD COACH	TEAM	YEARS
Tom Landry	Dallas	20 - 1966-1985
Bill Belichick	New England	15 - 2001-2015
Curly Lambeau	Green Bay	14 - 1934-1947
Curly Lambeau	Green Bay	12 - 1921-1932
George Halas	Chicago	10 - 1933-1942
John Madden	Oakland	10 - 1969-1978

11 ON 12

Bill Belichick is one win short of his 13th 11-win season, which would tie Don Shula for most in NFL history. Belichick has twelve 11-win seasons with New England and one with Cleveland

NFL HEAD COACHES WITH THE MOST 11-WIN SEASONS

Don Shula	13
Bill Belichick	12
Tom Landry	10

10-WIN SEASONS

Bill Belichick has coached the Patriots to 13 straight seasons with 10 or more wins after reaching his 10th win of the 2015 season vs. Buffalo (11/23/15), adding to his NFL record streak. In 2011, Belichick became the first coach in NFL history with nine straight seasons with at least 10 victories. George Seifert has the second most consecutive 10-win seasons with eight from 1989-1996 for San Francisco.

BELICHICK'S DIVISIONAL SUCCESS

HEAD COACHES WITH THE HIGHEST WINNING PERCENTAGE AGAINST DIVISION OPPONENTS

(SINCE 1970 - MINIMUM 60 GAMES)

Head Coach	Teams	W-L-T	Win Pct.
George Allen	LA Rams, Washington	42-18-2	.700
Bud Grant	Minnesota	69-31-1	.688
Bill Belichick	Cleveland/Patriots	88-42-0	.677
Marty Schottenheimer	CLE/KC/SD/WAS	95-51-0	.651

THE HEAD COACHES WITH THE MOST WINS AGAINST DIVISION OPPONENTS SINCE 1970

Head Coach	Teams	Wins vs. Div. Opponents
Don Shula	Miami	132
Tom Landry	Dallas	101
Dan Reeves	DEN/NYG/ATL	95
Marty Schottenheimer	CLE/KC/SD/WAS	95
Bill Belichick	CLE/Patriots	88

BELICHICK'S PATRIOTS RENAISSANCE

Once head coach Bill Belichick implemented his coaching design on the Patriots, his approach has given him the best record of any NFL head coach who has coached over 40 games since 2001 (including the postseason).

NFL COACHES' RECORDS SINCE 2001

COACH	TEAM	W	L	T	PCT.
Bill Belichick	New England	201	64	0	.758
Tony Dungy	Tampa Bay/Indianapolis	101	41	0	.711
Bruce Arians	Arizona	31	14	0	.689
Jim Harbaugh	San Francisco	49	22	1	.688
Bill Cowher	Pittsburgh	70	35	1	.665
Mike McCarthy	Green Bay	109	59	1	.648
Chuck Pagano	Indianapolis	42	24	0	.636
Mike Tomlin	Pittsburgh	94	55	0	.631
Pete Carroll	Seattle	64	38	0	.627

ABOVE THE CENTURY MARK

Bill Belichick has an overall record of 243-120. He joins Don Shula and George Halas as the only coaches with 100 more wins than losses.

MOST WINS NFL COACHES

HEAD COACH	TEAM(S)	RECORD
Don Shula	BAL, MIA	347-173-6
George Halas	Chicago	324-151-31
Bill Belichick	CLE, NE	243-120-0

500+ FOR THREE STRAIGHT YEARS

Bill Belichick is the first head coach in NFL history to lead a team to three straight 500-point seasons (2010-2012). The Patriots are the first franchise in NFL history to score 500 or more points in four seasons (2007-589, 2010-518, 2011-513 and 2012-557). St. Louis is the only other team to have done it three times (1999-526, 2000-540, 2001-503). The 2015 Patriots are on pace for 500 points with 375 points through 12 games.



BILL BELICHICK

NEWS & NOTES

POSTSEASON PROWESS

BEST POSTSEASON RECORDS IN NFL HISTORY (minimum of 10 games)

COACH	TEAM(S)	W	L	PCT.
Vince Lombardi	GB/WAS	9	1	.900
Tom Flores	Oakland	8	3	.727
Bill Walsh	San Francisco	10	4	.714
Bill Belichick	CLE/NE	22	9	.710
Joe Gibbs	Washington	17	7	.708
Jimmy Johnson	DAL/MIA	9	4	.692

MOST POSTSEASON GAMES AS A HEAD COACH

HEAD COACH	GAMES
Tom Landry (Dallas)	36
Don Shula (Baltimore/Miami)	36
Bill Belichick (Cleveland/New England)	31

3X COACH OF THE YEAR

The Associated Press named Bill Belichick the NFL's Coach of the Year in 2010, the third time that Belichick earned the honor. He was also named Coach of the Year following the 2003 and 2007 seasons, joining Don Shula (4-time winner) and Chuck Knox as the only three-time winners.

PLAYOFF SUCCESS

MOST PLAYOFF WINS BY AN NFL HEAD COACH

HEAD COACH	TEAM(S)	WINS
Bill Belichick	Cleveland Browns, NE Patriots	22
Tom Landry	Dallas Cowboys	20
Don Shula	Baltimore Colts, Miami Dolphins	19
Joe Gibbs	Washington Redskins	17
Chuck Noll	Pittsburgh Steelers	16

DIVISION TITLES RECORD

Bill Belichick guided the Patriots to the AFC East title in 2014. His 12 division titles are the most by a head coach since the 1970 merger. Don Shula is second with 11 division titles since the merger.

FIRST WITH 14 WINS IN 4 SEASONS

Bill Belichick guided the Patriots to an NFL-best 14-2 record in 2010, becoming the first head coach ever to win at least 14 regular-season games in four separate seasons. Only four other coaches — San Francisco's George Seifert (3), Washington's Joe Gibbs (2), Chicago's Mike Ditka (2) and Miami's Don Shula (2) — have more than one 14-win season.

NINE SB APPEARANCES ARE A RECORD

Super Bowl XLIX was Bill Belichick's ninth Super Bowl in his career, the most appearances by an NFL coach in history.

MOST SUPER BOWL APPEARANCES AS A HEAD COACH OR ASSISTANT

HEAD COACH	SUPER BOWLS
Bill Belichick	9 (six as a head coach)
Dan Reeves	7 (four as a head coach)
Don Shula	6 (six as head coach)
Tom Landry	5 (five as a head coach)
Chuck Noll	5 (four as a head coach)
Marv Levy	5 (four as a head coach)

GOOD IN DECEMBER

Bill Belichick is 54-11 (.831) in December with New England, the best record in December among head coaches with one team in NFL history (min. 25 games). George Seifert is second (27-6, .818).

9 CONFERENCE CHAMPIONSHIP GAMES

Bill Belichick reached his ninth conference championship game as a head coach in 2014, second to the 10 by Tom Landry.


Head Coach	Conference Championships
Tom Landry	10
Bill Belichick	9
Don Shula	7
Chuck Noll	7
John Madden	6
Bill Cowher	6





TOM BRADY

NEWS & NOTES



CAREER NOTES

Tom Brady has quarterbacked the Patriots to victories in 170 of his 219 career regular season starts, compiling a .776 winning percentage and giving him the best record of any quarterback in the Super Bowl era (since 1966). Brady's 155 career wins in his first 200 starts are the most in NFL history. Peyton Manning is second with 136 wins in his first 200 career starts.

RECORDING SUCCESS

TOP WINNING PERCENTAGE IN SUPER BOWL ERA (Since 1966, Minimum 50 Starts, Regular Season Only)

PLAYER	TEAM(S)	YEARS	W	L	T	PCT.
TOM BRADY	NE	2000-15	170	49	0	.776
Roger Staubach	DAL	1969-79	85	29	0	.746
Joe Montana	SF/KC	1979-94	117	47	0	.713

ACTIVE QUARTERBACKS WINNING PERCENTAGE (Minimum 32 Starts (two full seasons), Regular Season Only)

QUARTERBACK	TEAM(S)	W	L	T	PCT.
TOM BRADY	NE	170	49	0	.776
Russell Wilson	SEA	43	17	0	.717
Peyton Manning	IND/DEN	186	79	0	.702
Aaron Rodgers	GB	78	37	0	.678
Ben Roethlisberger	PIT	110	55	0	.667
Andy Dalton	CIN	50	25	1	.664
Andrew Luck	IND	35	20	0	.636
Joe Flacco	BAL	75	47	0	.615
Tony Romo	DAL	78	49	0	.614
Matt Ryan	ATL	72	50	0	.590

NINE AFC CHAMPIONSHIP GAME APPEARANCES

The Patriots played in their ninth conference championship game in the Tom Brady - Bill Belichick era (since 2001 with Brady starting at QB) in 2014. By omitting the season Brady missed due to injury in 2008, the Patriots have made nine title games in 13 seasons with Brady as the starter..



SIX 30-TD SEASONS

Brady has six 30-touchdown seasons overall. The only other Patriots quarterback to have a 30-touchdown season was Vito "Babe" Parilli in 1964 when he led the AFL with 31. Brady is the fourth quarterback in NFL history to have 30 or more touchdown passes in at least six seasons and the fifth quarterback in NFL history with three or more straight seasons with 30 or more touchdowns.

MOST SEASONS WITH 30-PLUS TOUCHDOWN PASSES

Brett Favre	9
Peyton Manning	9
Drew Brees	7
TOM BRADY.....	6
Dan Marino	4
Aaron Rodgers	4
Tony Romo.....	4
Philip Rivers.....	4
Kurt Warner.....	3

THREE OR MORE STRAIGHT 30 TOUCHDOWN SEASONS

Drew Brees.....	7 (2008-2014)
Brett Favre	5 (1994-98)
Peyton Manning.....	5 (2009-10, 12-14)
TOM BRADY.....	3 (2010-2012)
Dan Marino	3 (1984-86)

300-YARD AVG. IN THREE SEASONS

Brady averaged 301.7 yards per game in 2012. Brady (300.4 in 2007 and 327.2 in 2011) joins Drew Brees as the first NFL players to average 300 yards per game in at least three seasons. Brady is averaging 326.0 yards per game in 2015.

MOST SEASONS AVERAGING 300 OR MORE YARDS PER GAME

- 5 Drew Brees (2014, 2013, 2012, 2011, 2008) • **3 Tom Brady (2012, 2011, 2007)** • 2 Dan Fouts (1982, 1981)

PILING UP THE WINS

Brady is one of three NFL quarterbacks with at least 170 career wins.
(Regular season only)

RK	NAME	W	L	T	PCT.
1.	Brett Favre	186	112	0	.624
2.	Peyton Manning	186	79	0	.702
3.	Tom Brady	170	49	0	.776
4.	John Elway	148	82	1	.643
5.	Dan Marino	147	93	0	.613
6.	Fran Tarkenton	124	109	6	.531
7.	Drew Brees	121	91	0	.570
8.	Johnny Unitas	119	64	4	.647
9.	Joe Montana	117	47	0	.713
10.	Ben Roethlisberger	110	55	0	.667
11.	Terry Bradshaw	107	51	0	.677
12.	Warren Moon	102	101	0	.510

BRADY ONE OF EIGHT

NFL RECORD FOR MOST PASSING YARDS PER GAME
(Minimum 50 Games)

PLAYER	TEAM	YARDS/GAME
Drew Brees.....	SD/NO.....	279.4
Peyton Manning.....	IND/DEN.....	271.2
Kurt Warner.....	STL/ARI.....	260.8
Matt Ryan.....	ATL.....	259.4
Tom Brady	NE.....	258.7
Aaron Rodgers.....	GB.....	258.5
Dan Marino	Miami	253.6
Philip Rivers.....	SD.....	252.3



TOM BRADY

NEWS & NOTES

THREE 35-TD SEASONS

Brady is one of five NFL players to have at least 35 touchdown passes in three different seasons. Brady is leading the NFL with 31 touchdowns so far in 2015.

QB'S WITH THE MOST 35+ PASSING TOUCHDOWNS IN NFL HISTORY

PLAYER	35+ TD SEASONS
Peyton Manning	4 (49 in 2004, 37 in 2012, 55 in 2013, 39 in 2014)
Tom Brady	3 (50 in 2007, 36 in 2010 and 39 in 2011)
Brett Favre	3 (38 in 1995, 39 in 1996 and 35 in 1997)
Drew Brees	3 (46 in 2011, 43 in 2012 and 39 in 2013)
Aaron Rodgers	3 (45 in 2011, 39 in 2012 and 38 in 2014).

BRADY AT 4,000

Brady (4,109) reached 4,000 passing yards for the seventh time in his career in 2014. He enters this week's game with an NFL-best 3,912 passing yards.

ALL-TIME 4,000 YARD PASSING SEASONS

14	Peyton Manning
9	Drew Brees
7	Tom Brady
6	Dan Marino
6	Brett Favre
6	Philip Rivers
5	Aaron Rodgers

Additionally, Brady owns seven of the nine 4,000-yard passing seasons in team history

PATRIOTS TOP PASSING YARDS/SEASON

Yards	Player	Year
5,235	Tom Brady	2011
4,827	Tom Brady	2012
4,806	Tom Brady	2007
4,555	Drew Bledsoe	1994
4,398	Tom Brady	2009
4,343	Tom Brady	2013
4,110	Tom Brady	2005
4,109	Tom Brady	2014
4,086	Drew Bledsoe	1996

24 CAREER 4-TD GAMES

Brady has thrown four or more touchdowns in 24 games - 19 four-TD games, three five-TD games and two six-TD games. The Patriots are 23-1 when Brady throws four or more TD passes.

MOST GAMES WITH 4+ TOUCHDOWN PASSES

PLAYER	4+ TD GAMES
1. Peyton Manning	35
2. Drew Brees	27
3. Tom Brady	24
4. Brett Favre	23
5. Dan Marino	21
6. Johnny Unitas	17

MOST GAMES WITH 4+ TDS AND NO INTERCEPTIONS

PLAYER	GAMES
Tom Brady	19
Peyton Manning	18
Drew Brees	18
Brett Favre	12

SIX FOR SIX-PLUS

Brady has thrown six touchdowns in a game two times and is one of eight NFL players to have thrown at least six touchdowns in a game two times. Brady threw six touchdowns at Miami (10/21/07) and vs. Tennessee (10/18/09).

NFL PLAYERS WITH AT LEAST TWO 6+TD GAMES

PLAYER	6+ TD GAMES
Peyton Manning	3 (Two 6 TD games and one 7 TD Game)
George Blanda	2 games with 7 touchdowns
Y.A. Tittle	2 (1 game with 7 and 1 with 6 TDs)
Drew Brees	2 (1 game with 7 and 1 with 6 TDs)
Tom Brady	2 games with 6 touchdowns
Charley Johnson	2 games with 6 touchdowns
Ben Roethlisberger	2 games with 6 touchdowns
Aaron Rodgers	2 games with 6 touchdowns



50,000 YARDS

Tom Brady (57,170) became the sixth NFL quarterback to reach 50,000 passing yards in the win vs. Cincinnati on Oct. 5, 2014. He moved past John Elway into fifth place all-time in a win vs. Denver (11/2/14).

Player	Passing yards
1. Peyton Manning	71,871
2. Brett Favre	71,838
3. Dan Marino	61,361
4. Drew Brees	59,515
5. Tom Brady	57,170
6. John Elway	51,475
7. Warren Moon	49,325
8. Fran Tarkenton	47,003
9. Vinny Testaverde	46,233
10. Drew Bledsoe	44,611

A GOOD RATIO

Brady ranks first in touchdown-to-interception ratio among quarterbacks with 400 career TD passes. He ranks second in TD-to-INT ratio overall, behind only Aaron Rodgers.

BRADY TOPS 400 CLUB IN TD/INT RATIO

NFL All-Time Rank in Parentheses

Player	Touchdowns	Interceptions	Ratio
Tom Brady	423 (3)	149 (55t)	2.84 (2)
Peyton Manning	539 (1)	251 (9)	2.15 (5)
Drew Brees	419 (5)	205 (24)	2.04 (8)
Dan Marino	420 (4)	252 (8)	1.67 (21)
Brett Favre	508 (2)	336 (1)	1.51 (30)

400-TD CLUB

Tom Brady is one of five NFL players with at least 400 career touchdowns.

MOST CAREER TOUCHDOWN PASSES

(regular season only) Bold indicates active players

RANK	NAME	TOUCHDOWNS
1.	Peyton Manning	539
2.	Brett Favre	508
3.	Tom Brady	423
4.	Dan Marino	420
5.	Drew Brees	419
6.	Fran Tarkenton	342
7.	John Elway	300
8.	Warren Moon	291
9.	Johnny Unitas	290
10.	Eli Manning	283

BRADY THIRD IN ALL-TIME TDS

Brady is third in NFL history in all-time touchdown passes (regular season and playoffs) and ranks second in total TD passes with one team.

ALL-TIME TOUCHDOWN PASS LEADERS (INCLUDING PLAYOFFS)

Player	Years	Team(s)	Total TD	Reg. Season	Playoffs
Peyton Manning	1998-Present	IND/DEN	577	539	38
Brett Favre	1991-2010	ATL/GB/NYJ/MIN	552	508	44
Tom Brady	2000-Present	NE	476	423	53
Dan Marino	1983-1999	MIA	452	420	32
Drew Brees	2001-Present	SD/NO	443	419	24
Fran Tarkenton	1961-1978	MIN/NYG	353	342	11
John Elway	1983-1998	DEN	327	300	27
Joe Montana	1979-1994	SF/KC	318	273	45

MOST TOUCHDOWN PASSES WITH ONE TEAM (INCLUDING PLAYOFFS)

Player	Years	Team(s)	Total TD	Reg. Season	Playoffs
Brett Favre	1992-2007	GB	481	442	39
Tom Brady	2000-Present	NE	476	423	53
Dan Marino	1983-1999	MIA	452	420	32
Peyton Manning	1998-2010	IND	428	399	29



TOM BRADY

NEWS & NOTES

ECLIPSING 3K

Brady (3,912) once again reached 3,000 yards in 2015 for his 13th 3,000-yard season.

NFL RECORD FOR MOST 3,000-YARD SEASONS

18	Brett Favre
16	Peyton Manning
13	Tom Brady
13	Drew Brees
13	Dan Marino
12	John Elway

FRANCHISE LEADING PASSER

PATRIOTS ALL-TIME LEADING PASSERS

PLAYER	YEARS	ATT	COMP	YARDS
Tom Brady	2000-15	7,675	4,874	57,170
Drew Bledsoe	1993-01	4,518	2,544	29,657
Steve Grogan	1975-90	3,593	1,879	26,886

NFL FRANCHISE WINS LEADER

Tom Brady has 170 career regular-season wins with the Patriots, the most by a starting quarterback with one team. Brady made his 208th career start against Pittsburgh (9/10/15) when he won his 161st game. It took Brett Favre 253 starts to reach 160 wins.

MOST WINS AS A STARTING QUARTERBACK FOR ONE TEAM

Player	Wins	Team
Tom Brady	170	New England
Brett Favre	160	Green Bay
John Elway	148	Denver
Dan Marino	147	Miami
Peyton Manning	141	Indianapolis

BRADY RACKS UP PASSING YARDS

Brady has 71 NFL games with 300 or more yards passing and the Patriots are 59-12 in those games. He is one of three players with 70 300-yard games.

NFL QUARTERBACK 300-YARD GAMES (* ACTIVE)

PLAYER 300-YARD GAMES

Peyton Manning*	93
Drew Brees*	92
Tom Brady*	71
Dan Marino	63
Brett Favre	62
Kurt Warner	52
Dan Fouts	51
Warren Moon	49
Tony Romo*	46

Brady had a career-best eleven 300-yard games in the 2011 season, tied for third in NFL history behind Drew Brees (13 in 2011) and Peyton Manning (12 in 2013). He has seven 300 yard games so far in 2015.

TOP QB HOME STARTING RECORDS (MIN. 75 STARTS) SINCE 1970 MERGER (INCLUDES POSTSEASON)

PLAYER	TEAM(S)	W	L	T	PCT.
Tom Brady	NE	110	18	0	.859
Terry Bradshaw	PIT	75	14	0	.843
John Elway	DEN	104	25	0	.806

39 GAME-WINNING DRIVES

Brady has 39 game-winning drives in the fourth quarter or overtime in the regular season.

MOST GAME WINNING DRIVES IN THE FOURTH QUARTER OR OVERTIME (Regular Season)

PLAYER	TEAMS	4TH QTR GAME-WINNING DRIVES
1. Peyton Manning	IND/DEN	52
2. Dan Marino	Miami	47
3. Brett Favre	GB/NYJ/MIN	43
4. John Elway	Denver	40
5. Tom Brady	New England	39
6. Warren Moon	HOU/MIN/SEA/KC	35
7. Drew Brees	SD/NO	34

BRADY'S COMEBACKS

Brady has engineered 49 career game-winning performances to lead his team to a victory from a fourth-quarter deficit or tie.

DATE	OPP.	TIME REMAINING			PASSING STATISTICS				FINAL
		SCORE	IN REG.	ATT	CMP	YDS	TD	INT	
11/15/15	at NYG	17:23	15:00	18	11	193	1	1	27-26
10/25/15	NYJ	16:17	15:00	17	14	150	2	0	30-23
02/01/15	SEA**	14:24	15:00	15	13	124	2	0	28-24
01/10/15	BAL*	28:28	15:00	8	9	72	1	0	35-31
12/21/14	at NYJ	10:13	15:00	6	3	26	0	1	17-13
12/07/14	at SD	13:14	15:00	8	7	112	1	0	23-14
12/08/13	CLE	3:19	15:00	20	16	142	2	0	27-26
12/01/13	at HOU	21:24	15:00	12	8	87	0	0	34-31
11/24/13	DEN	21:24	15:00	19	12	100	1	0	[ot] 34-31
10/13/13	NO	23:27	1:13	5	7	70	1	0	30-27
09/08/13	at BUF	20:21	4:31	7	7	36	0	0	23-21
10/21/12	NYJ	23:26	1:37	9	13	95	0	0	[ot] 29-26
09/30/12	at BUF	21:21	15:00	7	4	78	2	0	52-28
01/22/12	BAL*	16:20	15:00	6	3	20	0	1	23-20
12/24/11	MIA	17:17	15:00	11	8	120	0	0	27-24
10/16/11	DAL	13:16	5:13	9	11	87	1	0	20-16
12/19/10	GB	21:27	13:49	6	5	82	1	0	31-27
11/25/10	at DET	24:24	15:00	5	5	86	2	0	45-24
10/17/10	BAL	10:20	14:53	24	16	156	1	1	[ot] 23-20
09/14/09	BUF	13:24	5:32	13	11	112	2	0	25-24
12/29/07	at NYG	23:28	15:00	12	8	130	1	0	38-35
12/03/07	at BAL	17:24	14:25	17	7	113	1	0	27-24
11/25/07	PHI	24:28	15:00	16	11	109	0	0	31-28
11/04/07	at IND	10:20	9:42	10	8	144	2	0	24-20
01/14/07	at SD*	13:21	8:35	14	9	122	1	1	24-21
12/03/06	DET	13:21	13:07	15	14	101	0	0	28-21
11/26/06	CHI	10:10	14:46	7	6	98	1	0	17-13
09/10/06	BUF	14:17	15:00	6	3	58	0	1	19-17
11/13/05	at MIA	15:16	2:53	2	2	76	1	0	23-16
10/30/05	BUF	7:16	10:07	4	4	69	0	0	21-16
10/09/05	at ATL	28:28	3:52	2	2	17	0	0	31-28
09/25/05	at PIT	10:13	14:19	12	12	167	0	0	23-20
02/06/05	PHI**	14:14	15:00	4	2	33	0	0	24-21
10/03/04	at BUF	17:17	15:00	4	2	8	1	0	31-17
02/01/04	CAR**	29:29	1:08	5	4	47	0	0	32-29
01/10/04	TEN*	14:14	15:00	11	6	27	0	0	17-14
11/30/03	at IND	31:31	10:21	6	3	31	1	0	38-34
11/23/03	at HST	13:20	3:11	14	10	133	1	0	[ot] 23-20
11/03/03	at DEN	23:26	2:51	4	5	58	1	0	30-26
10/19/03	at MIA	13:13	15:00	10	7	147	1	0	[ot] 19-13
10/05/03	TEN	24:27	4:40	1	1	15	0	0	38-30
12/29/02	MIA	13:24	4:59	13	8	69	1	0	[ot] 27-24
11/10/02	at CHI	19:30	5:16	14	9	116	2	0	33-30
09/22/02	KC	38:38	0:00	5	4	46	0	0	[ot] 41-38
02/03/02	STL**	17:17	1:21	8	5	53	0	0	20-17
01/19/02	OAK*	3:13	15:00	27	20	138	0	0	[ot] 16-13
12/16/01	at BUF	6:9	5:57	13	9	116	0	0	[ot] 12-9
12/02/01	at NYJ	14:16	15:00	7	6	56	0	0	17-16
10/14/01	SD	16:26	8:48	18	13	130	1	0	[ot] 29-26

^ Statistics are from the time noted until the end of the game * Divisional Playoffs ** Super Bowl



TOM BRADY

NEWS & NOTES

LATE GAME WINNER

Brady now has seven career games in which he threw a game-winning touchdown pass in the final minute of the game to turn a Patriots deficit into a Patriots win.

11/10/02 at Chicago* W 33-30

The Patriots trailed 30-25 when Brady threw a 20-yard touchdown to David Patten with 21 seconds left to give the Patriots a 33-30 win.

*-Champaign, Ill.

11/3/03 at Denver W 30-26

The Patriots trailed 26-23 when Brady threw an 18-yard touchdown to David Givens with 30 seconds left to give the Patriots a 30-26 win.

12/3/07 at Baltimore W 27-24

The Patriots trailed 24-20 when Brady threw an 8-yard touchdown to Jabar Gaffney with 44 seconds left to give the Patriots a 27-24 win.

9/14/09 vs. Buffalo W 25-24

The Patriots trailed 24-19 when Brady threw a 16-yard touchdown to Ben Watson with 50 seconds left to give the Patriots a 25-24 win.

10/16/11 vs. Dallas W 20-16

The Patriots trailed 16-13 when Brady threw an 8-yard touchdown pass to Aaron Hernandez with 22 seconds left to give the Patriots a 20-16 win.

10/13/13 vs. New Orleans W 30-27

The Patriots trailed 27-23 when Brady threw a 17-yard touchdown pass to Kenbrell Thompkins with five seconds left to give the Patriots a 30-27 win.

12/08/13 vs. Cleveland W 27-26

The Patriots trailed 26-21 when Brady threw a 1-yard touchdown pass to Danny Amendola with 31 seconds left to give the Patriots a 27-26 win.

THREE TD; NO INT

Tom Brady is second in NFL history with 45 games with three or more touchdowns and no interceptions. The Patriots are 43-2 (.956) in such games.

PLAYER MOST GAMES WITH 3+ TD PASSES AND 0 INT.

Peyton Manning	51
Tom Brady	45
Brett Favre	36
Drew Brees	35
Aaron Rodgers	32

TOM BRADY'S RECORD AS A STARTER

	REG. SEASON	PLAYOFFS	TOTAL
Overall	170-49	21-8	191-57
Home:	96-15	14-3	110-18
Road:	74-34	7-5*	81-39

By Yardage Total

Less than 200:	35-15	4-1	39-16
200-299:	76-22	11-5	87-27
300 or more:	59-12	6-2	65-14

Other Records

On Artificial Turf:	106-15	10-5	116-20
Temp Below 40:	35-6	11-2	46-8
Thanksgiving or later:	61-15	21-8	82-23
Leading at Halftime:	130-16	14-4	144-20
Leading after 3 Qtrs:	139-9	13-3	152-12
Overtime:	9-3	1-0	10-3
Passer rating >100.0:	94-6	10-0	104-6

*-Includes six Super Bowls at neutral sites

RECORD TITLE HOLDER

Tom Brady earned his NFL record 12th division championship in 2014.

QUARTERBACK CAREER DIVISION TITLES

Tom Brady	12
Peyton Manning	11
Joe Montana	9

12-WIN SEASONS

Since entering the NFL in 2000, Tom Brady's teams have reached 12 regular-season wins in nine different seasons, second all-time, behind Peyton Manning.

STARTING QB'S WITH THE MOST 12-WIN REGULAR SEASONS IN NFL HISTORY

PLAYER	SEASONS
Peyton Manning	11
Tom Brady	9
Brett Favre	6
John Elway	4
Jim Kelly	4

MOST WINS IN 200 STARTS

Brady had 155 career regular-season wins in his first 200 regular-season starts (.775 win pct.). Peyton Manning is second with 136 victories in his first 200 starts.

MOST WINS BY A STARTING QB THROUGH 200 REGULAR SEASON STARTS

Quarterback	Wins Through 200 Starts
Tom Brady	155
Peyton Manning	136
Dan Marino	125
John Elway	124

SIXTH TO REACH 4,000 COMPLETIONS

Tom Brady is one of six players in NFL history to reach 4,000 completions.

MOST PASS COMPLETIONS IN NFL HISTORY

1. Brett Favre	6,300
2. Peyton Manning	6,120
3. Drew Brees	5,243
4. Dan Marino	4,967
5. Tom Brady	4,874
6. John Elway	4,123
7. Warren Moon	3,988

THIRD FASTEST TO 4,000 COMPLETIONS

Tom Brady has now completed 4,874 passes over his career in the regular season, becoming just the sixth player (third fastest) in NFL history to achieve the feat.

GAMES PLAYED TO 4,000 CAREER COMPLETIONS

Drew Brees	169
Peyton Manning	183
Tom Brady	187
Dan Marino	193
Brett Favre	196
John Elway	227

BRADY HAS SIXTH-BEST QB RATING

PLAYER	YEARS	TEAM	RATING
Aaron Rodgers	2005-15	Green Bay	105.1
Russell Wilson	2012-15	Seattle	100.2
Tony Romo	2004-15	Dallas	97.1
Steve Young	1985-99	TB/SF	96.8
Peyton Manning	1998-15	IND/DEN	96.5
Tom Brady	2000-15	Patriots	96.3
Philip Rivers	2004-15	San Diego	95.8



TOM BRADY

NEWS & NOTES

MOST TD THROWS COACH/QB TANDEM

Tom Brady has thrown 423 career touchdowns under head coach Bill Belichick, the most touchdowns among any head coach/starting quarterback tandem.

MOST TDS/QB TANDEMS (Regular Season Only)

Quarterback/Head Coach	Team	Touchdowns
Tom Brady/Bill Belichick	NE	423
Dan Marino/Don Shula	MIA	352
Drew Brees/Sean Payton	NO	293
Len Dawson/Hank Stram	KC	232

BRADY UNDEFEATED AGAINST 7

Brady is undefeated against eight teams - Atlanta (4-0), Chicago (4-0), Dallas (4-0), Detroit (4-0), Jacksonville (5-0), Minnesota (4-0) and Tampa Bay (3-0). Brady is most successful against Buffalo, with a 24-3 career record and the non-divisional team he has beaten the most is Indianapolis (9-3).

NO PLACE LIKE HOME

Tom Brady made his 100th career home start against Chicago on Oct. 26, 2014. The win over Chicago gave Brady an 87-13 home record in his first 100 home starts, the best in NFL history since the merger for a quarterback with at least 50 starts.

BEST HOME REGULAR SEASON STARTING RECORDS (MINIMUM 40 STARTS)

Player	Record
Tom Brady	96-15 (.865)
Terry Bradshaw	67-12 (.848)
Roger Staubach	49-10 (.831)
Aaron Rodgers	46-11 (.807)
John Elway	92-23 (.805)
Joe Flacco	47-14 (.770)

BEST HOME REGULAR SEASON STARTING RECORD IN FIRST 100 STARTS

Player	Record
Tom Brady	87-13 (.870)
Brett Favre	82-18 (.820)
John Elway	77-23 (.770)
Peyton Manning	74-26 (.740)

WINNINGEST COACH/QB TANDEM

Bill Belichick and Tom Brady have the best winning percentage and most wins for a head coach/starting quarterback tandem since the 1970 merger.

WINNINGEST COACH/QB TANDEM SINCE 1970

(Regular Season Only - by winning percentage)

Quarterback/Head Coach	Team	W	L	T	Pct.
Tom Brady/Bill Belichick	NE	170	49	0	.776
Ken Stabler/John Madden	OAK	60	19	1	.756
Jim McMahon/Mike Ditka	CHI	46	15	0	.754
Peyton Manning/Tony Dungy	IND	73	24	0	.753

WINNINGEST COACH/QB TANDEM SINCE 1970

(Regular Season Only - by victories)

Quarterback/Head Coach	Team	W	L	T	Pct.
Tom Brady/Bill Belichick	NE	170	49	0	.776
Dan Marino/Don Shula	MIA	116	68	0	.630
Terry Bradshaw/Chuck Noll	PIT	107	51	0	.601

MOST STARTS UNDER ONE HC

Tom Brady made his 185th career start at Carolina on Nov. 18, 2013, all under Bill Belichick. It is the most starts by a quarterback under one head coach in NFL history. Brady surpassed Dan Marino, who had 184 career starts under head coach Don Shula. Brady now has 219 career starts under Belichick.

13 GAMES WITH 300 YARDS, 4 TDS & 0 INTS

Tom Brady had his 13th NFL game with 300 yards, four touchdowns and no interceptions vs. Miami (10/29/15), second in NFL history to the 15 such games by Drew Brees.

BRADY BEATS BUFFALO

Tom Brady owns a 25-3 record against the Buffalo Bills and has more wins against Buffalo than any other NFL team. The New York Jets are second with 21 wins.

MOST WINS BY A STARTING QUARTERBACK AGAINST AN OPPONENT

Player	Wins
Brett Favre	26 wins against Detroit
Tom Brady	25 wins against Buffalo
Brett Favre	23 wins against Chicago
Dan Marino	22 wins against Indianapolis

NFL RECORD FOR ATTEMPTS BETWEEN INTS

Tom Brady attempted 358 consecutive regular-season passes without an interception, a streak spanning from Oct. 17, 2010-Sept. 1, 2011. Brady eclipsed Bernie Kosar's record on Dec. 26, 2010 at Buffalo.

MOST CONSECUTIVE PASS ATTEMPTS WITHOUT AN INTERCEPTION

358	Tom Brady (Patriots)	2010-11
308	Bernie Kosar (Cleveland)	1990-91
305	Alex Smith (Kansas City)	2015 - current streak
294	Bart Starr (Green Bay)	1964-65
279	Jeff George (IND/ATL)	1993-94
277	Rich Gannon (Oakland)	2001
271	Jason Campbell (Washington)	2007-08

SECOND IN DISTINCT HONOR

Tom Brady has earned 25 AFC Player of the Week honors, second in NFL history Peyton Manning's 27 honors. Brady was named AFC Offensive Player of the Week for Week 8 in 2015. Brady was named AFC Offensive Player of the Month for September in 2015 and is tied with Manning for the most player of the month honors with eight.

CAREER PLAYER OF THE WEEK AWARDS

Player	Career	Team	POW Awards
Peyton Manning	1998-present	Colts/Broncos	27
Tom Brady	2000-present	Patriots	25
Dan Marino	1983-1999	Dolphins	18
Brett Favre	1991-2010	Packers, Jets, Vikings	16
John Elway	1983-1998	Broncos	15

BIG IN DECEMBER

Tom Brady is 48-9 (.842) in December, the second-best record in December among quarterbacks with at least 20 starts. Roger Staubach is first (17-3, .850). Among active quarterbacks, Philip Rivers is second with a 31-10 record (.756)



TOM BRADY

NEWS & NOTES

BRADY IS STREAKING

Tom Brady has a streak of 120 consecutive starts and is the only quarterback in NFL history with two separate streaks of 100-plus starts.

MOST CONSECUTIVE STARTS BY AN NFL QB (INCLUDING POSTSEASON)

Games	QB
321	Brett Favre (1992-2010)
227	Peyton Manning (1998-2011)
190	Eli Manning (2004-present)
165	Philip Rivers (2006-present)
137	Joe Flacco (2008-2015)
128	Tom Brady (2001-2008)
123	Ron Jaworski (1977-1984)
120	Tom Brady (2009-present)
110	Joe Ferguson (1977-1984)

MOST GAMES PLAYED AS A PATRIOT

Tom Brady passed Bruce Armstrong at Dallas (10/11/15) with his 213th game played in a Patriot uniform.

Player	Games Played
Tom Brady	221
Bruce Armstrong	212
Julius Adams	206

SECOND PATRIOT WITH 200 STARTS

Tom Brady (219) is the second New England Patriots player to start in at least 200 games. Patriots Hall of Fame OL Bruce Armstrong started in 212 games during his career.

200-PLUS STARTS

Tom Brady is one of nine NFL quarterbacks with at least 200 career starts in the regular season.

MOST NFL STARTS BY AN NFL QUARTERBACK

Player	Starts
Brett Favre	298
Peyton Manning	265
Dan Marino	240
Fran Tarkenton	239
John Elway	231
Tom Brady	219
Vinny Testaverde	214
Drew Brees	211
Warren Moon	203

ANOTHER 100 STRAIGHT STARTS

Tom Brady made his 100th consecutive regular season start against Dallas (10/11/15) and is the first NFL quarterback to start 100 consecutive regular season games twice.

MOST CONSECUTIVE STARTS IN THE REGULAR SEASON/QUARTERBACK

Player	Consecutive Starts
Brett Favre	297
Peyton Manning	208
*Eli Manning	179
*Philip Rivers	156
Joe Flacco	122
Ron Jaworski	116
Tom Brady	111
*Tom Brady	108
Joe Ferguson	107

*Active Streak

ELITE COMPANY

Tom Brady (219 starts in the regular season and 29 postseason starts) and Pro Football Hall of Famer Jerry Rice (284 regular season starts and 29 postseason starts) are the only NFL players with at least 200 regular-season starts and at least 25 postseason starts.

MOST VALUABLE PLAYERS

MOST ASSOCIATED PRESS NFL MVP AWARDS

- Peyton Manning 5*
 - Brett Favre 3
 - Tom Brady 2* (2007 and 2010)**
 - Joe Montana 2
 - Aaron Rodgers 2*
 - Johnny Unitas 2
 - Kurt Warner 2
 - Steve Young 2
- *Active



BRADY GOES LONG

Brady owns seven of the nine 4,000-yard passing seasons in Patriots history.

PATRIOTS TOP PASSING YARDS/SEASON

YARDS	PLAYER	YEAR
5,235	Tom Brady	2011
4,827	Tom Brady	2012
4,806	Tom Brady	2007
4,555	Drew Bledsoe	1994
4,398	Tom Brady	2009
4,343	Tom Brady	2013
4,110	Tom Brady	2005
4,109	Tom Brady	2014
4,086	Drew Bledsoe	1996



BRADY THROWS FOR SECOND-HIGHEST TOTAL

Tom Brady threw for 466 yards at Buffalo (09/20/15), marking the seventh time in Brady's career that he has eclipsed the 400-yard mark, the second-highest single-game mark of his career and the most ever against Buffalo, eclipsing the 464 yards by George Blanda in 1961.

MOST PASSING YARDS IN A GAME IN PATRIOTS HISTORY

Player	Date	Opp	Att	Cmp	Yds	TD	Int
Tom Brady	9/12/11	MIA	48	32	517	4	1
Tom Brady	9/20/15	BUF	59	38	466	3	0
Tom Brady	12/16/12	SF	65	36	443	1	2
Tom Brady	11/03/13	PITT	33	23	432	4	0
Drew Bledsoe	11/13/94	MIN	70	45	426	3	0
Drew Bledsoe	11/23/98	MIA	54	28	423	2	2
Tom Brady	9/18/11	SD	40	31	423	3	0



TOM BRADY

NEWS & NOTES

50-YARD DOUBLE DOWN

Brady has thrown at least two 50-yard passes in the same game nine times in his career. His career best came in 2009 with three 50-yard strikes in one game.

BRADY'S GAMES WITH AT LEAST TWO 50-YARD PASSES

10/9/05 @ Atlanta

- 55t (3Q) Bethel Johnson
- 51 (1Q) Deion Branch

1/14/06 @ Denver *AFC Divisional Playoff Round

- 73 (4Q) Deion Branch
- 51 (2Q) Andre' Davis

12/31/06 @ Tennessee

- 62t (3Q) Reche Caldwell
- 52 (1Q) Corey Dillon

12/9/07 vs. Pittsburgh

- 63t (2Q) Randy Moss
- 56t (3Q) Jabar Gaffney >Flea-flicker w/R. Moss

11/15/09 @ Indianapolis

- 63t (2Q) Randy Moss
- 55 (1Q) Randy Moss

12/06/09 @ Miami

- 58t (1Q) Randy Moss
- 58 (2Q) Wes Welker
- 81t (3Q) Sam Aiken

11/22/12 @ NY Jets

- 83t (2Q) Shane Vereen
- 56t (2Q) Julian Edelman

11/03/13 vs. Pittsburgh

- 57 (2Q) Danny Amendola
- 81t(4Q) Aaron Dobson

11/15/15 at New York Giants

- 76t (4Q) Rob Gronkowski
- 54(4Q) Brandon LaFell

PASSING YARD PACE

Tom Brady has 3,912 yards passing through 12 games in 2015. Brady is on pace to finish the season with 5,216 passing yards,

MOST PASSING YARDS IN A SEASON

Player	Yards
Peyton Manning (2013)	5,477
Drew Brees (2011)	5,476
Tom Brady (2011)	5,235
Drew Brees (2012)	5,177
Drew Brees (2013)	5,162
Dan Marino (1984)	5,084
Matthew Stafford (2011)	5,038

BRADY TD PASS RATE

Tom Brady has 31 touchdown passes through the first 12 games of the season, putting him on pace to finish with 41 scoring passes in 2015. If Brady reaches at least 40 touchdown passes in 2015, he will join Peyton Manning (55 in 2013 and 49 in 2004), Dan Marino (48 in 1984 and 44 in 1986) and Drew Brees (46 in 2011 and 43 in 2012) as the only players in NFL history to have multiple seasons of 40+ touchdown passes. Brady threw for 50 touchdown passes in 2007.

QUARTERBACKS WITH 40 OR MORE TOUCHDOWN PASSES IN A SEASON

Player	Touchdown Passes
Peyton Manning (2013)	55
Tom Brady (2007)	50
Peyton Manning (2004)	49
Dan Marino (1984)	48
Drew Brees (2011)	46
Aaron Rodgers (2011)	45
Dan Marino (1986)	44
Drew Brees (2012)	43
Matthew Stafford (2011)	41
Kurt Warner (1999)	41
Andrew Luck (2014)	40

THE BRADY SIX

Tom Brady was the seventh quarterback selected in the 2000 NFL Draft

QUARTERBACKS TAKEN IN THE 2000 NFL DRAFT

Rd	Pick	Player	Taken By
1	18	Chad Pennington	NY Jets
3	65	Giovanni Carmazzi	San Francisco
3	75	Chris Redman	Baltimore
5	163	Tee Martin	Pittsburgh
6	168	Marc Bulger	New Orleans
6	183	Spergon Wynn	Cleveland
6	199	Tom Brady	New England

BRADY HANGS 50

Brady and the Patriots knocked off Jacksonville, 51-17, on Sept. 27, 2015, the eighth time that New England scored at least 50 points in a game started by Brady, the most in NFL history. Pro Football Hall of Famer Len Dawson (6) is second. Brady eight 50-point games are more than 20 current teams have in their entire history.

Date	Opponent	Score
10/28/07	vs. Washington	52-7
11/18/07	at Buffalo	56-10
10/18/09	vs. Tennessee	59-0
9/30/12	at Buffalo	52-28
11/18/12	vs. Indianapolis	59-24
11/03/13	vs. Pittsburgh	55-31
10/26/14	vs. Chicago	51-23
9/27/15	vs. Jacksonville	51-17

SPREADING THE WEALTH

Brady completed passes to 10 different receivers in the win at Buffalo (10/12/14). It was the 10th time in his career he has completed passes to 10 different receivers in a game and the first time since 12/8/13 vs. Cleveland.

300 IN A HALF

Brady had his fourth 300-yard half and his third 300-yard second half after throwing for 323 yards in the second half vs. Cleveland on Dec. 8, 2013.

YARDS	GAME	HALF
367	vs. San Francisco (12-16-12)	2nd half
345	vs. Tennessee (10-18-09)	1st half
323	vs. Cleveland (12-08-13)	2nd half
306	at Miami (9-12-11)	2nd half



TOM BRADY

PLAYOFF NOTES

BRADY MOVES UP POSTSEASON LISTS

Tom Brady threw three touchdown passes in the 2014 AFC Divisional Playoff game vs. Baltimore (01/10/15) to move past Joe Montana (45) for the most touchdown passes in the postseason with 46. He added three more touchdowns in the AFC title win and four in the Super Bowl. Brady had a franchise record of 367 yards against the Ravens. He became the all-time postseason passing leader in the AFC title win.

NFL ALL-TIME LEADERS: POSTSEASON TOUCHDOWN PASSES

PLAYER	TEAM	TOUCHDOWNS
Tom Brady	New England	53
Joe Montana	San Fran./Kansas City	45
Brett Favre	Green Bay/Minnesota	44
Peyton Manning	Indianapolis/Denver	38
Dan Marino	Miami	32
Kurt Warner	St. Louis/Arizona	31
Terry Bradshaw	Pittsburgh	30

NFL ALL-TIME LEADERS: POSTSEASON TD PASSES, SINGLE GAME

PLAYER	TEAM	GAME	TOUCHDOWNS
Tom Brady	NE	AFC-D: NE vs. DEN '11	6
Daryle Lamonica	OAK	AFC-D: OAK vs. HOU '69	6
Steve Young	SF	SB: SF vs. SD '94	6

NFL ALL-TIME LEADERS: POSTSEASON PASSING YARDS

PLAYER	TEAM	YARDS
Tom Brady	New England	7,345
Peyton Manning	Indianapolis/Denver	6,800
Brett Favre	Green Bay/Minnesota	5,855
Joe Montana	San Fran./Kansas City	5,772
John Elway	Denver	4,964
Dan Marino	Miami	4,510

NFL ALL-TIME LEADERS: POSTSEASON COMPLETIONS

PLAYER	TEAM	COMPLETIONS
Tom Brady	New England	683
Peyton Manning	Indianapolis/Denver	598
Brett Favre	Green Bay/Minnesota	481
Joe Montana	San Fran./Kansas City	460

NFL ALL-TIME LEADERS: POSTSEASON COMP. PCT., SINGLE GAME

PLAYER	TEAM	GAME	COMP PCT.
Tom Brady	NE	AFC-D: NE vs. JAX '07	92.9 (26-28)
Phil Simms	NYG	SB: NYG vs. DEN, '86	88.0 (22-25)
Kurt Warner	ARI	NFC-WC: ARI vs. GB '09	87.9 (29-33)

MOST 300-YARD GAMES, POSTSEASON HISTORY

PLAYER	TEAM	300-YARD GAMES
Peyton Manning	Indianapolis/Denver	9
Tom Brady	New England	8
Joe Montana	SF/Kansas City	6
Kurt Warner	STL/Arizona	6
Drew Brees	San Diego/New Orleans	6
Dan Fouts	San Diego	5

NFL ALL-TIME LEADERS: POSTSEASON TD PASSES, CONSECUTIVE GAMES

PLAYER	TEAM	GAMES
Brett Favre	GB/MIN	20 (1995-2009)
Tom Brady	NE	18 (2001-2011)
Dan Marino	MIA	13 (1983-1995)

BRADY IN POSTSEASON

With the win in Super Bowl XLIX and another MVP Award, Brady is now tied for most Super Bowl wins as a QB and most Super Bowl MVP awards.

NFL ALL-TIME LEADERS/PLAYOFF VICTORIES AS STARTING QUARTERBACK

PLAYER	TEAM(S)	PLAYOFF WINS
Tom Brady	New England	21
Joe Montana	S.F./K.C.	16
Terry Bradshaw	Pittsburgh	14
John Elway	Denver	14
Brett Favre	GB/MIN	13

QB'S WITH 3 OR MORE SUPER BOWL VICTORIES

PLAYER	TEAM	WINS
Tom Brady	NE	4
Terry Bradshaw	PIT	4
Joe Montana	SF	4
Troy Aikman	DAL	3

PLAYERS WITH MULTIPLE SUPER BOWL MVP AWARDS

PLAYER	TEAM	MVPS
Tom Brady	NE	3
Joe Montana	SF	3
Terry Bradshaw	PIT	2
Bart Starr	GB	2
Eli Manning	NYG	2

BRADY HAS MOST PLAYOFF WINS

Tom Brady is the winningest quarterback in NFL playoff history among signal callers who have made at least 10 starts.

MOST PLAYOFF WINS BY STARTING QB IN NFL HISTORY

PLAYER	TEAM	PLAYOFF WINS
Tom Brady	New England	21
Joe Montana	San Fran./K.C.	16
Terry Bradshaw	Pittsburgh	14
John Elway	Denver	14
Brett Favre	Green Bay	13
Troy Aikman	Dallas	11
Roger Staubach	Dallas	11
Peyton Manning	Indianapolis/Denver	11

HIGHEST PLAYOFF WIN PCT. BY STARTING QB IN NFL HISTORY (Minimum 10 Starts)

PLAYER	TEAM	W	L	PCT
Bart Starr	Green Bay	9	1	.900
Jim Plunkett	Oak./L.A. Raiders	8	2	.800
Terry Bradshaw	Pittsburgh	14	5	.737
Troy Aikman	Dallas	11	4	.733
Eli Manning	NY Giants	8	3	.727
Tom Brady	New England	21	8	.724
Joe Montana	San Fran./K.C.	16	7	.696
Kurt Warner	St. Louis/Arizona	9	4	.692
John Elway	Denver	14	7	.667
Ben Roethlisberger	Pittsburgh	10	5	.667
Joe Flacco	Baltimore	10	5	.667

MOST PLAYOFF STARTS BY A QUARTERBACK

PLAYER	TEAM	STARTS
Tom Brady	New England	29
Peyton Manning	Indianapolis/Denver	24
Brett Favre	Green Bay/Minnesota	24
Joe Montana	San Fran./Kansas City	23
John Elway	Denver	21

BRADY IN THE SUPER BOWL

Brady is the all-time leader in Super Bowl passing yards (1,605) and with his four touchdowns in Super Bowl XLIX, to increased his Super Bowl touchdown total to 13, to move past Joe Montana (11) for the most touchdown passes in Super Bowl history. Brady's six Super Bowl starts are the most among all quarterbacks in NFL history.

SUPER BOWL PASSING YARDS

PLAYER	ATT	COMP	YARDS
Tom Brady	247	164	1,605
Kurt Warner	132	83	1,156
Joe Montana	122	83	1,142
John Elway	152	76	1,128
Terry Bradshaw	84	49	932

SUPER BOWL PASSING TOUCHDOWNS

PLAYER	APPEARANCES	TDS
Tom Brady	6	13
Joe Montana	4	11
Terry Bradshaw	4	9
Roger Staubach	4	8
Kurt Warner	3	6

SUPER BOWL STARTS BY A QUARTERBACK

STARTING QB	TEAM	#	APPEARANCES
Tom Brady	NE	6	XXXVI, XXXVIII, XXXIX, XLII, XLVI, XLIX
John Elway	DEN	5	XXI, XXII, XXIV, XXXII, XXXIII
Terry Bradshaw	PIT	4	IX, X, XIII, XIV
Jim Kelly	BUF	4	XXV, XXVI, XXVII, XXVIII
Joe Montana	SF	4	XVI, XIX, XXIII, XXIV
Roger Staubach	DAL	4	VI, X, XII, XIII

POSTSEASON GP RECORD APPROACHING

Super Bowl XLIX was Tom Brady's 29th NFL postseason game, matching Jerry Rice for the second-most postseason games. He needs to play in on more postseason game to tie Adam Vinatieri for the all-time lead with 30 postseason games.



PATRIOTS OFFENSIVE NOTES

WR DANNY AMENDOLA

WEARING TROY BROWN'S #80 JERSEY

When Danny Amendola joined the Patriots in the 2013 offseason, he was assigned jersey #80, the same number worn by Patriots' Hall of Famer Troy Brown, who finished his career as the team's all-time leading receiver and is punt returner.

Said Amendola on wearing Brown's jersey #80: "I talked to [Troy Brown] a little bit before I came here. I told him he's one of the greatest ever, and it's an honor to wear No. 80. I'm going to try to represent it the best I can."

AMENDOLA GOES OVER 100 YARDS

WR Danny Amendola had his seventh 100-yard day and his fifth with the Patriots after finishing with 9 receptions for 117 yards vs. Buffalo (11/23/15). It was his second of 2015 (105 at Indianapolis 10-18-15). He had three 100-yard days in 2013 during his first season with the Patriots.

RB LEGARRETTE BLOUNT

BLOUNT SCORES FIRST REC. TD

LeGarrette Blount caught an 11-yard touchdown reception in the fourth quarter at Indianapolis (10/18/15), marking the first touchdown reception of his career.

RB BRANDON BOLDEN

BETTER THAN AVERAGE

RB Brandon Bolden's 8.6-yard average at Buffalo (9/30/12) is tied for the third highest ever in a single game for the Patriots among running backs with at least 15 rushing attempts. Bolden earned the FedEx Ground Player of the Week for his performance.

HIGHEST RUSHING AVERAGE/SINGLE GAME (MIN. 15 RUSHING ATTEMPTS)

Player	Average
Curtis Martin	9.6 (17-164 vs. Washington, Oct. 13, 1996)
Tony Collins	9.2 (23-212 vs. N.Y. Jets, Sept. 18, 1983)
Sammy Morris	8.6 (16-138 vs. Denver, Oct. 20, 2008)
Jim Nance	8.6 (17-146 at Houston, Dec. 11, 1966)
Brandon Bolden	8.6 (16-137 at Buffalo, Sept. 30, 2012)
Stevan Ridley	8.5 (15-127 at St. Louis, Oct. 28, 2012)

FOOTBALL FAMILY TRADITION

Bolden's grandfather, Frank Pitts, played 10 years in the NFL (1965-74) as a receiver for Kansas City, Cleveland and Oakland. He was with Kansas City for two Super Bowls, losing Super Bowl I and winning Super Bowl IV. Said Bolden about his grandfather, "I remember being six years old, him popping in a highlight film of Super Bowl I and IV. I've seen that tape at least 500 times."

BOLDEN BLOCK PARTY

Brandon Bolden blocked his first NFL punt in the second quarter at San Diego (12/7/14) to give the Patriots a first down at the Chargers 25-yard line. It was the Patriots first blocked punt since Patrick Chung blocked a punt at Miami on Oct. 4, 2010.

OL MARCUS CANNON

OVERCOMING ADVERSITY

On April 20, 2011, just days before Texas Christian offensive line prospect Marcus Cannon was to enter the NFL Draft, he was diagnosed with non-Hodgkin's lymphoma, a treatable form of cancer found in lymph tissue. A little more than one week later, the Patriots selected Cannon in the fifth round (138th overall) of the draft with the knowledge of his illness. The Patriots placed Cannon on the Reserve/Non Football Injury list to start the 2011 season while he received treatment and recovered. Cannon was activated to the 53-man roster later that year and is now in his fifth season with the team. Cannon made a full recovery and was named the Patriots 2011 Ed Block Courage Award winner - an annual award presented to select players in the National Football League who are voted by their teammates as role models of inspiration, sportsmanship and courage.

WR JULIAN EDELMAN

EDELMAN VERY RECEPTIVE

Julian Edelman has 258 receptions over the last three seasons (2013-15), the third most in the NFL over that time frame.

Player	Receptions
Antonio Brown (PIT)	332
Demaryius Thomas (DEN)	281
Julian Edelman (NE)	258
Julio Jones (ATL)	247



RECORD RETURNER

WR Julian Edelman set a franchise record with his fourth career punt returned for a touchdown when he returned a punt 84 yards for a touchdown vs. Denver on Nov. 2, 2014. He set a franchise record with a 94-yard punt returned for a touchdown vs. Miami (1/2/11). The previous longest punt return was an 89-yard touchdown return by Mike Haynes vs. Buffalo (11/7/76). Edelman also returned punts for touchdowns vs. Kansas City (11/21/11 - 72 yards) and vs. Indianapolis (11/18/12 - 68 yards). Edelman is now tied for third-most punt return touchdowns in the NFL since 2010.

Most Punt Return Touchdowns/Patriots Career

4 Julian Edelman

3 Troy Brown

3 Irving Fryar

2 Mike Haynes

MOST PUNT RETURN TOUCHDOWNS IN THE NFL SINCE 2010

Devin Hester	CHI/ATL	7
Darren Sproles	SD/NO/PHI	5
Julian Edelman	NE	4
Patrick Peterson	ARZ	4
Antonio Brown	PIT	4
Tavon Austin	STL	3
Ted Ginn, Jr.	SF/CAR/ARZ	3
Dexter McCluster	TEN	3
Leodis McKelvin	BUF	3
Micah Hyde	GB	3
Travis Benjamin	CLE	3
Marcus Sherels	MIN	3
Dwayne Harris	NYG	3



PATRIOTS OFFENSIVE NOTES

ANOTHER TEAM RECORD

Edelman had a 47-yard run in the fourth quarter vs. Indianapolis (11/18/12). It is the longest run ever by a Patriots receiver, topping Troy Brown's 35-yard run vs. Tampa Bay on (9/3/00).

NOT YOUR AVERAGE RETURNER

Edelman has returned 142 punts for 1,697 yards during his career and is tied for first in team history and seventh in NFL history with a 12.0 average.

HIGHEST PUNT RETURN AVERAGE, PATRIOTS CAREER (20 Returns)

Player	Punt Rt. Avg.	Year
Julian Edelman	12.0	2009-15 (142-1,697)
Mack Herron	12.0	1973-75 (74-888)
Carl Garrett	11.3	1969-72 (43-487)
Wes Welker	10.4	2007-12 (114-1,185)

HIGHEST PUNT RETURN AVERAGE IN THE NFL (75 Returns)

Player	Punt Rt. Avg.	Year
George McAfee (Chicago)	12.8 (112-1,431)	(1940-41, 1945-1950)
Jack Christiansen (Detroit)	12.8 (85-1,084)	(1951-58)
Claude Gibson (SD/OAK)	12.6 (110-1,381)	(1961-65)
Devin Hester (Chicago/Atlanta)	12.3 (283-3,484)	(2006-present)
Bill Dudley (PITT/DEN/WAS)	12.2 (124-1,515)	(1942-53)
Rick Upchurch (DEN)	12.1 (248-3,008)	(1975-83)
Julian Edelman (NE)	12.0 (142-1,697)	(2009-present)
Desmond Howard (WAS/JAC/GB/OAK/DET)	11.9 (244-2,895)	(1992-2002)
Billy Johnson (HOU/ATL/WAS)	11.8 (282-3,317)	(1974-88)

FROM STANDOUT QB TO WR

Edelman began his college football career with a year at the College of San Mateo (Calif.) before transferring to Kent State where as a senior he completed 56 percent of his passes (153 of 275 passes for 1,820 yards) with 13 touchdowns. He was also the leading rusher, gaining 1,551 yards on 215 attempts (an average of 7.5 yards per carry) and scoring 13 touchdowns. His offensive numbers broke Kent State's single-season record for total offense set by Joshua Cribbs in 2003. Said head coach Bill Belichick on the versatility of Edelman: "He played the quarterback position in college at Kent State and all the positions really that he's played in the NFL - covering kicks, returning kicks, slot receiver, outside receiver, slot defender - he didn't do any of those things in college. I think that really speaks to his versatility and how much he's grown as a player and how many things he's learned how to do that he really didn't have much experience with in college. I'd say that's pretty unusual, especially to be as competent in them as he is."

EDELMAN'S BIG RETURN

Julian Edelman had an 84-yard punt return for a touchdown in the second quarter vs. Denver on Nov. 2, 2014. It was Edelman's 13th career punt return of 30 yards or more.

MOST 30-YARD PUNT RETURNS IN PATRIOTS HISTORY

Player	30-yard returns
Troy Brown	14
Julian Edelman	13
Irving Fryar	13
Mike Haynes	13

EDELMAN HITS THE CENTURY MARK

Edelman finished the 2013 season fourth in the NFL with 105 receptions to join Wes Welker (2007-09, 11-12) and Troy Brown (2001) as the only Patriots to reach 100 receptions in a season. Edelman finished eighth in the NFL in 2014 with 92 receptions despite missing the final two games. He joins Troy Brown and Wes Welker as the only Patriots with consecutive 90-catch seasons. Edelman has 61 receptions so far in 2015.

PATRIOTS PLAYERS WITH 100 RECEPTIONS

Player	Receptions	Season
Wes Welker	123	2009
Wes Welker	122	2011
Wes Welker	118	2012
Wes Welker	112	2007
Wes Welker	111	2008
Julian Edelman	105	2013
Troy Brown	101	2001

BEST PUNT RETURN AVERAGE IN A SEASON

Edelman has the two best punt return averages in a single season in New England history. In 2010, Edelman led the AFC and finished second in the NFL with a 15.3 punt return average. Chicago's Devin Hester led the NFL with a 17.1-yard average.

PATRIOTS BEST PUNT RETURN AVERAGE/SEASON (MIN. 15 RETURNS)

PLAYER	PR AVG.	YEAR
Julian Edelman	15.5	2012
Julian Edelman	15.3	2010
Mack Herron	14.8	1974
Troy Brown	14.2	2001

EDELMAN TAKES HIS FATHER'S ADVICE

If there is one thing Julian Edelman has never lacked, it's athletic ability. A dual-threat quarterback at Kent State and former baseball standout in high school, Edelman once wowed Toronto Blue Jays players with his impressive footwork while fielding ground balls in an appearance at batting practice in 2011.

This natural ability may have been overlooked by NFL scouts, who let him fall to the Patriots in the seventh round of the 2009 NFL Draft. Edelman remains focused on the lessons his father, Frank Edelman, taught him at a young age. "I'm still constantly trying to learn," Edelman told *The Boston Herald*. "My dad always put it in my head, when you're green, you're growing, when you're ripe, you're lost. When you're done learning, you're done."



PATRIOTS OFFENSIVE NOTES

RETURNS PILING UP

Julian Edelman is tied for third place in team history with 142 punt returns.

MOST PUNT RETURNS IN PATRIOTS HISTORY

<i>Player</i>	<i>Punt Returns</i>
1. Troy Brown	252
2. Irving Fryar	206
3t. David Meggett	142
3t. Julian Edelman	142
5. Wes Welker	114
6. Mike Haynes	111

Edelman is in third place in team history with 1,697 punt return yards.

MOST PUNT RETURN YARDS IN PATRIOTS HISTORY

<i>Player</i>	<i>Punt Return Yards</i>
1. Troy Brown	2,625
2. Irving Fryar	2,055
3. Julian Edelman	1,697
3. David Meggett	1,438
5. Wes Welker	1,185

EDELMAN ECLIPSES 1,000-YARDS

Edelman finished the 2013 season with 1,056 receiving yards to become the 10th Patriots player to register a 1,000-yard season. He finished the 2014 season with 972 yards despite missing the final two games.

1,000-YARD RECEIVING SEASONS IN PATRIOTS HISTORY

<i>Player</i>	<i>Yards</i>	<i>Season</i>
Wes Welker	1,569	2011
Randy Moss	1,493	2007
Stanley Morgan	1,491	1986
Wes Welker	1,354	2012
Wes Welker	1,348	2009
Rob Gronkowski	1,327	2011
Randy Moss	1,264	2009
Troy Brown	1,199	2001
Wes Welker	1,175	2007
Ben Coates	1,174	1994
Wes Welker	1,165	2008
Terry Glenn	1,147	1999
Terry Glenn	1,132	1996
Rob Gronkowski	1,124	2014
Julian Edelman	1,056	2013
Stanley Morgan	1,029	1981
Irving Fryar	1,014	1991
Harold Jackson	1,013	1979
Randy Moss	1,008	2008
Stanley Morgan	1,002	1979



EDELMAN GOES LONG

WR Julian Edelman set a career-high with a 69-yard touchdown in the fourth quarter at San Diego (12/7/14). His previous best was a 56-yard touchdown at the New York Jets on Nov. 22, 2012. Edelman's 69-yard touchdown was the longest of the season for the Patriots in 2014.

EDELMAN SET CAREER-HIGH

Edelman finished with eight receptions for a career-high 141 yards at San Diego (12/7/14). He has seven career 100-yard games in the regular season..



GAROPPOLO FIRSTS


Jimmy Garoppolo saw his first game action at Kansas City (9/29/14) and engineered a 7-play, 81-yard drive that included a 37-yard pass to WR Brandon LaFell before he culminated the drive with a 13-yard touchdown pass to TE Rob Gronkowski.



PATRIOTS OFFENSIVE NOTES

TE ROB GRONKOWSKI

RECEIVING YARDS RECORD



Rob Gronkowski finished the 2011 season with 1,327 receiving yards, surpassing San Diego's Kellen Winslow's 1980 record of 1,290 receiving yards for most receiving yards in a season by a tight end. He is the ninth NFL tight end and the first Patriots tight end with two 1,000-yard seasons. He has 57 receptions for 931 yards and 9 TDs so far in 2015.

MOST RECEIVING YARDS BY TIGHT END IN THE NFL

Player	Yards	Year
Rob Gronkowski	1,327	2011
Jimmy Graham (NO)	1,310	2011
Kellen Winslow (SD)	1,290	1980
Tony Gonzalez (KC)	1,258	2004
Todd Christensen (Raiders)	1,247	1983
Jimmy Graham (NO)	1,215	2013
Jackie Smith (STL)	1,205	1967
Tony Gonzalez (KC)	1,203	2000
Pete Retzlaff (PHI)	1,190	1965
Ben Coates (NE)	1,174	1994

MOST RECEIVING YARDS BY A PATRIOTS TIGHT END

Player	Yards	Year
Rob Gronkowski	1,327	2011
Ben Coates	1,174	1994
Rob Gronkowski	1,124	2014
Ben Coates	915	1995
Aaron Hernandez	910	2011
Marv Cook	808	1991
Don Hasselbeck	808	1981

MOST RECEPTIONS BY A PATRIOTS TIGHT END

Player	Rec.	Year
Ben Coates	96	1994
Rob Gronkowski	90	2011
Ben Coates	84	199
Rob Gronkowski	82	2014
Marv Cook	82	1991

GRONKOWSKI JOINS ELITE TE CLUB

Rob Gronkowski eclipsed 1,000 yards receiving and 10+ touchdowns for the second time in his career in 2014, joining Jimmy Graham as the only other tight end in NFL history with two 1,000-yard and double-digit TD seasons.

TIGHT ENDS WITH TWO 1,000-YARD RECEIVING AT 10+TD SEASONS

Player, Team	Season	Rec. Yards	Touchdowns
Rob Gronkowski, NE	2011	1,327	17
Jimmy Graham, NO	2011	1,310	11
Jimmy Graham, NO	2013	1,215	16
Rob Gronkowski, NE	2014	1,124	12

SPECIAL CONNECTION

Rob Gronkowski and Tom Brady have connected on 62 touchdown passes, for the most touchdown connections in Patriots history.

THE MOST TD CONNECTIONS IN PATRIOTS HISTORY

Quarterback	Player	TD Connections
Tom Brady	Rob Gronkowski	62
Drew Bledsoe	Ben Coates	45
Tom Brady	Randy Moss	39
Steve Grogan	Stanley Morgan	39

300 RECEPTIONS FOR GRONK

TE Rob Gronkowski (365) is one of 10 Patriots player to reach 300 career receptions. Gronkowski is sixth on the Patriots reception list, moving past Irving Fryar (363) receptions at Denver (11/29/15). Kevin Faulk is fifth with 431 receptions.

GRONKOWSKI IS STREAKING

Gronkowski has caught at least one pass in all 76 regular-season games that he has played in his career. The only game that Gronkowski has played in at the NFL level where he did not have at least one reception was the 2012 AFC Divisional Playoff game vs. Houston when he left the game in the first quarter with an injury.

LONGEST CURRENT STREAKS OF CONSECUTIVE GAMES WITH A RECEPTION BY TIGHT ENDS

115 Jason Witten (Dallas)
76 Rob Gronkowski (New England)

TIGHT END TD RECORD I

Gronkowski set an NFL record for most touchdowns by a tight end with 18 overall touchdowns in 2011 (17 receiving and 1 rushing). In addition to his 17 touchdown receptions, Gronkowski scored on a lateral in the third quarter vs. Indianapolis (12/4/11), credited as his first career rushing play.

MOST TOTAL TDs BY A TIGHT END IN A SINGLE NFL SEASON

18	Rob Gronkowski	NE	2011	(17 pass, 1 rush)
16	Jimmy Graham	NO	2013	(16 pass)
13	Vernon Davis	SF	2013	(13 pass)
13	Vernon Davis	SF	2009	(13 pass)
13	Antonio Gates	SD	2004	(13 pass)

MOST TD RECEPTIONS BY A TIGHT END IN A SINGLE NFL SEASON

17	Rob Gronkowski	NE	2011
16	Jimmy Graham	NO	2013
13	Vernon Davis	SF	2013
13	Vernon Davis	SF	2009
13	Antonio Gates	SD	2004

TE TD CLUB

Gronkowski now has 63 career touchdown receptions, third all-time by a tight end.

MOST TOUCHDOWN RECEPTIONS BY AN NFL TIGHT END

Player	Total Career TDs
Tony Gonzalez	111
Antonio Gates	103
Rob Gronkowski	63
Shannon Sharpe	62
Jerry Smith	60
Jason Witten	59
Vernon Davis	55



PATRIOTS OFFENSIVE NOTES

FIRST TIGHT END TO SCORE A RUSH TD

Gronkowski scored a 2-yard touchdown on a lateral from Tom Brady in the third quarter vs. Indianapolis (12/4/11), becoming the first tight end in Patriots history to score a rushing touchdown. Gronkowski is the first NFL tight end to score a rushing touchdown since Tennessee's Bo Scaife had a 31-yard scoring run against Baltimore on Nov. 12, 2006. He is the first tight end since the 1970 merger to have two receiving touchdowns and a rushing touchdown in the same game.



DIVIDE AND GRONK-ER

Rob Gronkowski has 64 career touchdowns overall (63 receiving, 1 rushing), which ranks second in team history to the 68 total touchdowns by Stanley Morgan. He stands alone with the most TDs by a Patriots tight end.

MOST CAREER TOUCHDOWNS BY A PATRIOTS PLAYER

Player	Touchdowns
1. Stanley Morgan	68 (67 rec, 1 ret)
2. Rob Gronkowski	64 (63, rec, 1 rush)
3. Ben Coates	50
4. Randy Moss	50
5. Sam Cunningham	49
6. Jim Nance	46
7. Tony Collins	44

MOST TOUCHDOWN RECEPTIONS BY A PATRIOTS PLAYER

Player	Touchdowns
1. Stanley Morgan	67
2. Rob Gronkowski	63
2. Ben Coates	50
2. Randy Moss	50

MOST RECEIVING TOUCHDOWNS BY A PATRIOTS TIGHT END

Player	TD	Years
Rob Gronkowski	63	2010-Present
Ben Coates	50	1991-99
Russ Francis	28	1975-80, 87-88
Ben Watson	20	2004-09

TIGHT END TD RECORD II

Gronkowski became the first tight end in NFL history to have three consecutive 10-plus touchdown seasons (10 in 2010, 18 in 2011 and 11 in 2012). He also became the first tight end in NFL history with four seasons of 10 touchdowns after catching his 10th touchdown pass of the 2014 season at San Diego on Dec. 7, 2014. Antonio Gates reached four seasons with 10-touchdowns after recording his 10th touchdown the following week.

NFL TIGHT ENDS WITH MOST 10-PLUS TOUCHDOWN SEASONS

Rob Gronkowski	4	10 in 2010, 18 in 2011, 11 in 2012 and 12 in 2014
Antonio Gates	4	(13 in 2004, 10 in 2005, 10 in 2010 and 12 in 2014)
Tony Gonzalez	3	
Jimmy Graham	3	
Dallas Clark	2	
Vernon Davis	2	
Shannon Sharp	2	
Wesley Walls	2	
Julius Thomas	2	

BRADY TO GRONK ON REPEAT

THE MOST TD CONNECTIONS BETWEEN A QB AND A TE IN NFL HISTORY

Quarterback	Tight End	Team	TD Connections
Philip Rivers	Antonio Gates	San Diego	76
Tom Brady	Rob Gronkowski	New England	62
Drew Brees	Jimmy Graham	New Orleans	51
Drew Bledsoe	Ben Coates	New England	45
Peyton Manning	Dallas Clark	Indianapolis	44
Sonny Jurgensen	Jerry Smith	Washington	43
Dan Fouts	Kellen Winslow	San Diego	41
John Elway	Shannon Sharpe	Denver	41

BRADY TO GRONK - 9TH PLACE ALL-TIME

Quarterback	Receiver	Touchdown Connections
Peyton Manning	Marvin Harrison	112
Steve Young	Jerry Rice	85
Dan Marino	Mark Clayton	79
Philip Rivers	Antonio Gates	76
Drew Brees	Marques Colston	69
Peyton Manning	Reggie Wayne	67
Jim Kelly	Andre Reed	65
Johnny Unitas	Raymond Berry	63
Tom Brady	Rob Gronkowski	62
Brett Favre	Antonio Freeman	57



PATRIOTS OFFENSIVE NOTES

GRONK REACHES 5,000 YARDS

Gronkowski (5,310) became the seventh Patriots player to reach 5,000 yards. He reached 5,000 yards in his 72nd NFL game to become the second fastest tight end to reach 5,000 yards. Kellen Winslow reached 5,000 yards in his 69th NFL game.

THREE STRAIGHT 10-TD SEASONS

Gronkowski had three straight 10-touchdown seasons (10 in 2010, 18 in 2011 and 11 in 2012). Gronkowski joins Randy Moss (2007, 2008 and 2009) and Corey Dillon (2004, 2005, 2006) as the only Patriots with three straight 10-plus touchdown seasons. He is the first Patriots with four 10-plus touchdown seasons overall after reaching 12 touchdowns in 2014.

CONSECUTIVE 10-PLUS TD SEASONS / PATRIOTS HISTORY

3 Rob Gronkowski - 2010, 2011, 2012

3 Randy Moss - 2007, 2008, 2009

3 Corey Dillon - 2004, 2005, 2006

2 BenJarvus Green-Ellis - 2010, 2011

2 Curtis Martin - 1995, 1996

MOST 10-PLUS TOUCHDOWN SEASONS / PATRIOTS HISTORY

4 Rob Gronkowski - 2010, 2011, 2012 and 2014

3 Randy Moss - 2007, 2008, 2009

3 Corey Dillon - 2004, 2005, 2006

2 BenJarvus Green-Ellis - 2010, 2011

2 Curtis Martin - 1995, 1996

2 Stanley Morgan - 1979, 1986

DOUBLE-DIGIT TD SEASONS

Gronkowski is the first tight end in NFL history to have three straight 10-plus touchdown seasons.

CONSECUTIVE 10-PLUS TD SEASON BY A TE/NFL HISTORY

3 Rob Gronkowski 10 in 2010, 18 in 2011, 11 in 2012

2 Antonio Gates 13 in 2004 and 10 in 2005

60 TD CLUB

Rob Gronkowski became the fifth NFL tight end with 60 career touchdowns (63 receiving and 1 rushing) when he scored on a 25-yard reception in the third quarter at Indianapolis (10/18/15). He reached the feat in just 70 games, the fastest among all tight ends that have 60 career touchdowns.

NFL TIGHT ENDS WITH AT LEAST 60 TOUCHDOWNS

Player	Total Career TDs	Games to 60 TDs
Tony Gonzalez	111	154
Antonio Gates	103	110
Rob Gronkowski	64	70
Shannon Sharpe	62	199
Jerry Smith	60	151

GRONKOWSKI REACHES 1,000 YARDS

Rob Gronkowski finished the 2014 season with 1,124 receiving yards, tops among NFL tight ends. It is his second career 1,000-yard season. He had an NFL tight end record of 1,327 yards in 2011. Gronkowski is the first New England tight end to record two 1,000-yard seasons and the ninth NFL tight end with at least two career 1,000-yard seasons

NFL TIGHT ENDS WITH AT LEAST TWO 1,000-YARD SEASONS

Tony Gonzalez	4
Jason Witten	4
Kellen Winslow, Sr.	3
Shannon Sharpe	3
Todd Christensen	3
Rob Gronkowski	2
Antonio Gates	2
Jimmy Graham	2
Ozzie Newsome	2

GRONK THIRD FASTEST 60 TD REC.

Rob Gronkowski became the third fastest player in NFL history to total at least 60 receiving touchdowns, reaching the milestone in his 71st career regular season game. Gronkowski is the fastest tight end to reach the milestone.

PLAYERS TO REACH 60 CAREER TOUCHDOWN CATCHES IN THE FEWEST GAMES

Player	Team	Fewest Games to 60 Rec.TDs
Lance Alworth	San Diego	64
Jerry Rice	San Francisco	69
Rob Gronkowski	Patriots	71
Tommy McDonald	Philadelphia	75
Bob Hayes	Dallas	78
Randy Moss	Minnesota	78

GRONK NETS 20TH 100-YD GAME

Gronkowski matched his personal best with his fifth 100-yard game this season. He also had five in 2011. The Patriots record for most 100-yard games in a season is nine by Randy Moss (2007) and Stanley Morgan (1986). The NFL record for most 100-yard games in a season by a tight end is six by Tony Gonzalez (2004 and 2000) and Jimmy Graham (2013).

MOST 100-YARD RECEIVING GAMES IN PATRIOTS HISTORY

Stanley Morgan	38
Wes Welker	28
Rob Gronkowski	20
Randy Moss	18

MOST 100-YARD GAMES BY A PATRIOTS TIGHT END

Player	100-Yard Games
Rob Gronkowski	20
Ben Coates	9

MOST 100-YARD GAMES BY A TIGHT END IN NFL HISTORY

Player	100-Yard Games
Tony Gonzalez	31
Kellen Winslow	24
Jackie Smith	22
Antonio Gates	21
Rob Gronkowski	20
Jason Witten	20
Shannon Sharpe	19

GRONK GOES OVER 100 AGAIN

Rob Gronkowski has a career-high tying five 100-yard receiving games this season. He also had five in 2011. The NFL record for most 100-yard games in a season by a tight end is six by Tony Gonzalez (2004 and 2000) and Jimmy Graham (2013). The Patriots record for most 100-yard games in a season is nine by Randy Moss (2007) and Stanley Morgan (1986).

MOST 100-YARD RECEIVING GAMES IN A SINGLE SEASON BY A TE

Player	Season	100-Yard Games
Tony Gonzalez	2004	6
Tony Gonzalez	2000	6
Jimmy Graham	2013	6
Rob Gronkowski	2015	5
Rob Gronkowski	2011	5

MOST TD CATCHES BY A PATS TE

MOST TD CATCHES IN A SEASON BY A PATRIOTS TE

Player	Year	Rec	Yds	Avg	Lg	TD
Rob Gronkowski	2011	90	1327	14.7	52t	17
Rob Gronkowski	2014	82	1,124	13.7	46t	12
Rob Gronkowski	2012	55	790	14.4	41	11
Rob Gronkowski	2010	42	546	13	28	10
Ben Coates	1996	62	682	11	84t	9

Gronkowski finished the 2011 season with 90 receptions, posting the 15th season with 90 or more receptions by a tight end in NFL history



PATRIOTS OFFENSIVE NOTES

SECOND TO ONE

Gronkowski finished the 2011 season with 18 overall touchdowns (17 receiving, 1 rushing), passing Curtis Martin (17 overall in 1996) for the second highest single-season total in Patriots history.

PATRIOTS RECORD BOOK / MOST TOUCHDOWNS IN A SEASON

Player	Season	TDs
Randy Moss	2007	23
Rob Gronkowski	2011	18
Curtis Martin	1996	17

FINDING A WAY TO SCORE

Rob Gronkowski has the highest touchdown per reception percentage in NFL history among players with at least 200 receptions and 50 touchdowns since the 1970 merger.

Player, Team	Rec	TD	Pct
Rob Gronkowski, New England	365	63	17.3
Mike Quick, Philadelphia	363	61	16.8
Wesley Walker, New York Jets	438	71	16.2
Randy Moss, MIN, OAK, NE, TEN, SF	982	156	15.9

SCORING EARLY AND OFTEN

Gronkowski has 64 touchdowns in 76 career games through five seasons, averaging 0.840 touchdowns per game, which is good for the eighth highest touchdown per game rate in NFL history.

MOST TDS PER GAME (MIN: 50 GAMES)

Player	TDs	Games	Rate
Jim Brown	126	118	1.068
LaDainian Tomlinson	162	170	0.953
Steve Van Buren	77	83	0.928
Shaun Alexander	112	123	0.911
Don Hutson	105	116	0.905
Arian Foster	68	76	0.895
Adrian Peterson	99	116	0.853
Rob Gronkowski	64	76	0.842

ALL-PURPOSE PLAYER

In 2011, Gronkowski became the second tight end in NFL history to rush for a touchdown, catch a touchdown, record a tackle and return a kickoff in the same season. Bo Scaife was the first to accomplish the feat in 2006 with Tennessee.

MOST TDS SINCE 2010

Gronkowski's 63 touchdown receptions since the start of the 2010 season are the most in the NFL. His 64 overall touchdowns during that time are third, behind Arian Foster (65) and Marshawn Lynch (65).

MOST TOUCHDOWN RECEPTIONS SINCE 2010

Player	Touchdowns
Rob Gronkowski	63
Calvin Johnson	60
Dez Bryant	58
Jimmy Graham	53

MOST TOUCHDOWNS RECEPTIONS BY A TIGHT END SINCE 2010

Player	Touchdowns
Rob Gronkowski	63
Jimmy Graham	53
Antonio Gates	44
Vernon Davis	33
Greg Olsen	33
Jason Witten	32
Tony Gonzalez	29

END ZONE DOUBLE DOWN

Gronkowski's seven games with two or more touchdowns in 2011 are an NFL record for a tight end. Antonio Gates (San Diego in 2004) and Jerry Smith (Washington in 1967) each had four two-touchdown games. Gronkowski has 14 such games in his NFL career.

MOST GAMES WITH 2+ TD RECEPTIONS/SEASON

8	Randy Moss (Patriots)	2007
7	Rob Gronkowski (Patriots)	2011
7	Cris Carter (Minnesota)	1995
7	Jerry Rice (San Francisco)	1987

FOUR 3+ TD GAMES

With his three touchdowns against Pittsburgh (9/10/15), Gronkowski tied the Patriots record for most games with three or more touchdowns (4). His four three-touchdown performances are also most in the NFL since 2010.

MOST GAMES WITH THREE OR MORE TDS (REGULAR SEASON)

4	Rob Gronkowski
4	Randy Moss
2	Billy Lott
2	Curtis Martin
2	Larry Garron
2	Sam Cunningham

MOST THREE-TD GAMES SINCE 2010

Player	Team	Games with three or more Rec. TDs.
Ron Gronkowski	Patriots	4
Victor Cruz	NY Giants	2
Vincent Jackson	San Diego, Tampa Bay	2
Brandon Marshall	Miami, Chicago, NY Jets	2
Jordy Nelson	Green Bay	2
Demaryius Thomas	Denver	2



PATRIOTS OFFENSIVE NOTES

ALL IN THE FAMILY

Gronkowski grew up playing football against his brothers in the backyard. Two of his brothers have NFL playing experience. Dan Gronkowski, finished the 2011 season with Cleveland after spending part of the season with the Patriots. He also spent time with Detroit (2009) and Denver (2010). Chris was with San Diego in 2013 after spending 2012 with Denver, 2010 with Dallas and 2011 with Indianapolis. The Gronkowskis are among 23 different sets of three brothers to have played in the NFL and join nine other families with at least three brothers in the NFL playing at the same time.

Family	Brothers	Yr. in NFL at Same Time
Gronkowski	Rob, Dan, Chris	2010-2011
Baldinger	Brian, Gary, Rich	1986-88, 90-92
Browner	Joey, Keith, Ross	1984-87
Olsen	Merlin, Phil, Orrin	1976
Saul	Rich, Bill, Ron	1970
Richardson	Gloster, Tom, Willie	1969
Rooney	Bill, Cobb, Joe	1924-27
Kinderdine	Hobby, Shine, Walt	1924
Nesser	Al, Frank, Fred, John, Phil, Ted	1921

IN GOOD COMPANY

In 2011, Rob Gronkowski joined Dallas Clark, Jimmy Graham, Tony Gonzalez and Todd Christiansen, as the only tight ends in NFL history with 90-plus receptions, 1,000-plus yards and 10-plus touchdown receptions in a single season. **TIGHT ENDS WITH 90-PLUS RECEPTIONS, 1000-PLUS YARDS AND 10-PLUS TOUCHDOWNS IN A SEASON**

Player	Rec.	Yards	TDs	Year
Rob Gronkowski (NE)	90	1,327	17	2011
Jimmy Graham (NO)	99	1,310	11	2011
Dallas Clark (IND)	100	1,106	10	2009
Tony Gonzalez (KC)	96	1,058	10	2008
Todd Christiansen (LAR)	92	1,247	12	1983



LAFELL FINDS THE END ZONE

WR Brandon LaFell scored his first touchdown with the Patriots on a 44-yard touchdown pass from Tom Brady in the third quarter at Kansas City (9/29/14).

HITTING THE CENTURY MARK

LaFell had his fifth career 100-yard receiving day vs. Washington (11/08/15), finishing with five receptions for 102 yards. It was his third 100-yard day as a member of the Patriots.

TWICE AS NICE

WR Brandon LaFell scored two touchdowns on an 18-yard pass and a 56-yard pass in the fourth quarter at Buffalo on Oct. 12, 2014. It was his second two-touchdown game of his career. He had two touchdowns with Carolina vs. the New York Giants on Sept. 22, 2013. He added his third two-touchdown game at Green Bay on Nov. 30.

CAREER DAY FOR LAFELL

Brandon LaFell had 11 receptions for 124 yards vs. Chicago (10/26/14), setting career highs in each category. LaFell's 11 topped his previous career high of seven receptions last season for Carolina when they played New England on Nov. 18, 2013. His 124 yards topped his previous career high of 119 yards, set at Kansas City on Sept. 29, 2014.

LAFELL REWRITES PERSONAL RECORD BOOK

Brandon LaFell set career high season marks in receptions, yards and touchdowns in 2014. He finished the 2014 season with 74 receptions for 953 yards and seven touchdowns. LaFell's previous high in receptions was 49 in 2013, his previous best in yards was 677 in 2012 and his previous best in touchdowns was five in 2013.



LIKE FATHER LIKE SON

Matthew Slater is one of 10 sons of Hall of Fame members to be drafted in NFL history.

HALL OF FAME FATHERS WITH SONS DRAFTED IN THE NFL

Jackie Slater (class of 2001) – son, Matthew Slater (NE)

Bobby Bell (class of 1983) – son, Bobby Bell (NYJ)

Tony Dorsett (class of 1994) – son, Anthony Dorsett (HOU)

Bob Griese (class of 1990) – son, Brian Griese (DEN)

Russ Grimm (class of 2010) – son, Cody Grimm (TB)

Howie Long (class of 2000) – son, Chris Long (STL)
son, Kyle Long (CHI)

Bruce Matthews (class of 2007) – son, Jake Matthews (ATL)

Don Shula (class of 1997) – son, Mike Shula (TB)

Kellen Winslow (class of 1995) – son, Kellen Winslow (CLE)



PATRIOTS OFFENSIVE NOTES

ALL-STAR COMBINATION

Matthew Slater was voted to his fourth straight Pro Bowl in 2014. His father, Jackie Slater, went to seven Pro Bowls. The Slater family's 11 combined Pro Bowls are the second most among father-son contingents to have been voted to at least one Pro Bowl each.

MOST FATHER AND SON PRO BOWL SELECTIONS

Players	Pro Bowls
Archie (2), Peyton (14) and Eli Manning (3)	19
Jackie (7) and Matthew Slater (4)	11

ELECTED TEAM LEADER

Patriots wide receiver Matthew Slater has been named to four straight Pro Bowls (2011-14) for his special teams work, but perhaps more revealing of his value to New England is the fact that he was elected a captain by his teammates for the fifth straight season in 2015.

The special teams ace was willing to share his advice on being a great captain with high school football players in a story published by *The Boston Globe*. "I think first and foremost, you have to be able to put others before yourself. Being a captain and leadership is about serving, and to me, that means a great deal of sacrifice – putting aside personal agendas for the greater common goal. Leadership is equated with sacrifice. I think you have to be willing to do whatever it takes for the unit to succeed. I think you need to lead by example. A lot of times, it's about what you do, not what you say."

SLATER'S EMERGENCE WAS SPECIAL

Bill Belichick acknowledged Matthew Slater's role as a gunner on special teams: "Matt is one of the best in the league," Belichick said. "Any time the punt return team has to double somebody, that makes it one less guy they can use somewhere else in the return. He almost always draws two guys out there unless they're in an eight-man rush. Most of the time, there's two guys out there – fourth-and-short, where they're trying to protect the box – but he draws a lot of double teams, and deservedly so. He does an outstanding job of covering punts."

SLATER ON BILL BELICHICK

"Guys have really bought into what we're trying to do here and believing in the goals that we've set to accomplish. We try not to acknowledge all the noise and hype surrounding ballgames. We prepare ourselves to have success by the way we work day-in and day-out on the field and in the meeting room, but it definitely starts with our leadership on this team."



WHITE HAS CAREER DAY

James White set career highs with 10 receptions and 115 receiving yards vs. Philadelphia (12/6/15). White's 115 receiving yards are the second-highest such total for the Patriots running back since the 1970 AFL-NFL merger, trailing only Shane Vereen's team-record 153 receiving yards vs. Cleveland on Dec. 8, 2013. White's 10 catches are the third highest such total of the Bill Belichick era for a running back (since 2000), trailing only Shane Vereen's club record 12 catches vs. Cleveland on Dec. 8, 2013, and Kevin Faulk's 11 catches vs. Tampa Bay on Sept. 3, 2000.

PATRIOTS HISTORY / MOST RECEIVING YARDS IN A GAME BY A RUNNING BACK

Player	Date	Opp	Rec
Shane Vereen	12/8/2013	Cle	153
Dick Christy	11/4/1960	Oak	124
Joe Johnson	11/25/1960	Hou	123
James White	12/6/2015	Phi	115
Larry Garron	12/11/1966	Hou	113
Tony Collins	10/27/1985	TB	109
Kevin Faulk	11/10/2002	Chi	109
Kevin Faulk	11/23/2003	Hou	108
Billy Lott	10/22/1961	Buf	108

PATRIOTS HISTORY / MOST RECEPTIONS IN A GAME BY A RUNNING BACK

Player	Date	Opp	Rec
Shane Vereen	12/8/2013	CLV	12
Tony Collins	11/29/1987	PHI	11
Kevin Faulk	9/3/2000	TB	11
Leroy Thompson	11/13/1994	MIN	11
James White	12/6/2015	PHI	10
Tony Collins	11/16/1986	LA Rams	10
Tony Collins	9/28/1986	DEN	9
Kevin Faulk	12/29/2002	MIA	9





PATRIOTS DEFENSIVE NOTES

LB JAMIE COLLINS

JAMIE COLLINS' JOURNEY



The road to the NFL has been anything but easy for linebacker and 2013 second-round draft pick Jamie Collins. The youngest of five siblings growing up in Meadville, Miss., Collins lost both of his parents when he was six years old and was raised by one of his sisters, who was in her mid 20s.

Collins turned to football as an outlet to help him through the tough times. "It means a lot. It's my living," Collins told *The Boston Herald*. "It kept me on track." Collins' resiliency in dealing with adversity has made a lasting impact on fellow Mississippi native Stevan Ridley, who grew up 30 miles west of Meadville in Natchez, Miss., and got to know Collins through a family friend. "What I've known about him, he really has been a strong person," Ridley told the *Herald*. "Anybody that's gone through the things that he's gone through and can still find a way to be successful on the football field, you have to be mentally tough. That's what he's kind of done as a teammate here. He's come in here and accepted his role and did a pretty good job as a rookie."

COLLINS RECORDS FIRST INT

LB Jamie Collins intercepted a Kyle Orton pass in the win at Buffalo (10/12/14), marking his first regular-season interception. He had his second of the year at the Jets on Dec. 21, 2014. His first career pick came in the 2013 AFC Divisional Playoff vs. Indianapolis (1/11/14).

COLLINS SETS CAREER HIGH

LB Jamie Collins set a career high with 2 1/2 sacks in the win at Buffalo on Sept. 20, 2015. It was his second career multi-sack game. He registered his first NFL two-sack game with at San Diego (12/7/14).

TEAM LEADER

Collins had a standout second season in 2014. He led the team in total tackles (109), forced fumbles (4) and fumble recoveries (2), and tied for the team lead in interceptions (2).

COLLINS BLOCKS FIRST XP SINCE 2008

LB Jamie Collins blocked a fourth quarter extra point at Indianapolis (10/18/15). It was the Patriots first blocked extra point since Vince Wilfork blocked a PAT at Oakland on Dec. 14, 2008. It is Collins' second blocked kick. He blocked a field goal attempt vs. Miami on Dec. 14, 2014.



LB DONT'A HIGHTOWER

WEARING BRUSCHI'S JERSEY #54

As a first round draft pick, Dont'a Hightower is used to high expectations. Hightower went to training camp with jersey #45 but was switched to jersey #54 prior to the start of his rookie year in 2012. Former LB Tedy Bruschi wore #54 for 13 seasons.



Hightower understands the importance of the number and hopes to live up to its legacy. "I definitely feel honored to be able to wear this number," Hightower said. "I've read that Tedy didn't want it to be retired and he hoped another

linebacker would come in and be able to wear this number and be able to play as well. I feel honored. Tedy was a great player, and he means a lot to this organization. I'm definitely proud to be able to wear this number."

HIGHTOWER HAS A CAREER FIRST


LB Dont'a Hightower registered his first career two-sack game at Minnesota (09/14/14).

HIGHTOWER SETS CAREER HIGH

LB Dont'a Hightower registered a 9-yard sack of Green Bay QB Aaron Rodgers (11/30/14) in the second quarter to set a career high with 4 1/2 sacks in 2014. He finished the year with six. His previous best was four sacks as a rookie in 2012.

DE CHANDLER JONES

FOLLOWING IN BROTHERS' FOOTSTEPS



Chandler Jones has two brothers, Arthur, a fifth-round NFL Draft selection by the Baltimore Ravens in 2010 (currently with the Indianapolis Colts), who was a Syracuse defensive tackle, and Jon "Bones" Jones, a UFC fighter and the former Lightweight Champion.



PATRIOTS DEFENSIVE NOTES

RACKING UP SACKS

Chandler Jones reached a career high with 11½ sacks in 2013. He had six sacks as a rookie in 2012 and had six sacks in 2014. Chandler's 10½ sacks in 2015 are third in the NFL.

MOST SACKS IN THE FIRST FOUR SEASONS/PATRIOTS HISTORY

Player	Seasons	Sacks
Andre Tippett	1982-85	43.5
Chandler Jones	2012-15	34.0
Garin Veris	1985-88	30.0
Chris Slade	1993-96	29.5
Brent Williams	1986-89	28.0
Willie McGinest	1994-97	27.0

JONES WITH ANOTHER MULTI-SACK GAME

Chandler Jones had his third game in 2015 with multiple sacks after finishing with 2½ vs. Miami (10/29/15). He had a career high of three at Buffalo (9/20). He now has eight games with two or more sacks.

JONES REACHES 10 SACKS IN 2015

Jones has 10½ so far in 2015 for his second double digit sack total of his career. He joined Tony McGee (3), Andre Tippett (3) and Garin Veris (2) as the only Patriots with at least two 10-plus sack seasons.

PATRIOTS 10-PLUS SACK SEASONS

Sacks	Player	Year
12.0	Tony McGee	1977
10.0	Ray Hamilton	1977
11.5	Tony McGee	1978
10.5	Tony McGee	1979
18.5	Andre Tippett	1984
16.5	Andre Tippett	1985
10.0	Garin Veris	1985
11.0	Garin Veris	1986
12.5	Andre Tippett	1987
11.0	Willie McGinest	1995
12.5	Mike Vrabel	2007
10.0	Tully Banta-Cain	2009
10.0	Mark Anderson	2011
10.0	Andre Carter	2011
11.5	Chandler Jones	2013
10.5	Chandler Jones	2015

JONES ACHIEVES TRIFECTA

DL Chandler Jones blocked a second-quarter Minnesota (9/14/14) 48-yard field goal attempt, recovered the loose ball and returned it 58 yards for a touchdown. It was the fifth blocked field goal returned for a touchdown in Patriots history and the first returned for a touchdown since S Patrick Chung blocked a field goal attempt that was returned 35 yards for a touchdown by DB Kyle Arrington at Miami on Oct. 4, 2010. It is the second field goal block by Jones. He blocked a 39-yard attempt vs. Miami on Oct. 27, 2013. It was Jones' second career touchdown. He recovered an errant shotgun snap squibbed into the end zone at Baltimore on Dec. 22, 2013.

JONES SNAPS A SELFIE

When training camp practice ends at Gillette Stadium, the first wave of players quickly head into the locker room to shower and recover from the tough workout, but Chandler Jones is almost never among them. He is autographing footballs, snapping selfies and chatting with as many fans as he can before he makes his way into the building to rest his body and escape the heat. The Super Bowl Champion defensive end enjoys engaging his fans because he remembers a time when he was the one cheering from a distance.

"I feel like it was just yesterday when I was one of those fans," Jones said to ESPN's Mike Reis. **"I didn't have access to an NFL team, but I was the guy that was on Twitter that was like, 'Oh my God, he tweeted me' or 'He shouted me out.' I was that person. So for me to have an opportunity to do that to people, I try to do that whenever I can. You see fans out there, they're sitting in the rain, they're sitting in the heat, sweating, they're drenched, and they're just yelling your name the whole practice. The least I can do is go over there and say hi and take some selfies and sign a few things. I love it. It's great."**

DEFENSIVE PLAYER OF THE WEEK

Chandler Jones was named AFC Defensive Player of the Week for his performance in the Patriots' 30-7 victory at Minnesota on Sept. 14, 2014. It was the first time in Jones' career that he has received an AFC Player of the Week honor. He was named AFC Defensive Player of the Month for November last season and NFL Defensive Rookie of the Month in September 2012.

Jones blocked a 48-yard field goal attempt and returned it 58 yards for a touchdown to give New England a 24-7 halftime lead at Minnesota (9/14). He also finished the game with eight total tackles and his fifth career two-sack game.

The last time the Patriots earned an AFC Defensive Player of the Week honor was Week 10 of the 2011 season when Andre Carter tied a team record with four sacks at N.Y. Jets (11/13/11).



SURE TACKLER

Jerod Mayo had his fifth straight 100-tackle season and his second season with over 180 total tackles after finishing the 2012 season with 184 tackles, the fifth-highest single season tackle total in franchise history. Mayo registered at least 10 tackles in 10 games, including a season-high of 20 vs. the New York Jets (10/28/12).

PATRIOTS SINGLE SEASON TACKLE LEADERS ALL-TIME

Year	Player	Tackles
1983	LB Clayton Weishuhn	229
1984	LB Steve Nelson	207
2010	LB Jerod Mayo	193
1980	LB Steve Nelson	186
2012	LB Jerod Mayo	184



PATRIOTS DEFENSIVE NOTES

TEAM LEADER

Jerod Mayo has led the Patriots in tackles in every season he has played except for the 2013 and 2014 seasons when he was limited to six games each year due to injury.

Most years Leading the Patriots in Tackles

5 Jerod Mayo (2008, 2009, 2010, 2011, 2012)

5 Vincent Brown (1991, 1992, 1993, 1994, 1995)

5 Steve Nelson (1979, 1980, 1982, 1984, 1985)

IN GOOD COMPANY

Devin McCourty earned Associated Press All-Pro Second Team honors at safety in 2013. He also earned Second Team All-Pro Honors as a rookie in 2010 when he played cornerback. McCourty joins Pro Football Hall of Famers Rod Woodson and Ronnie Lott as the only NFL players to earn All-Pro honors at both safety and cornerback.

McCOURTY REGISTERS CAREER LONG

DB Devin McCourty returned a first quarter interception 60 yards to the Minnesota (09/14/14) 1-yard line to set up a Patriots touchdown. It is the longest interception return of his career. He had a 50-yard return as a rookie in 2010 at Detroit (11/25) on Thanksgiving Day.



DOUBLE TROUBLE: DB DEVIN McCOURTY

After being selected by the Patriots in the first round of the 2010 NFL Draft, DB Devin McCourty became part of a select group in league history. McCourty's identical twin brother, Jason, is a cornerback with Tennessee, selected in the sixth round of the 2009 NFL Draft. The two are the 12th set of twins to play in the NFL. Devin redshirted for the 2005 season and therefore was a year behind his brother in eligibility. McCourty is the second twin to suit up for the Patriots, after CB Kato Serwanga was a member of the team from 1998-2000. His twin brother, Wasswa, played for San Francisco and Minnesota from 1999-2001. According to McCourty's mother, the two can only be told apart by tiny scars on their faces left by chickenpox. The McCourty twins are one of two active sets of twins playing in the NFL.

Current Twins Playing in the NFL

Devin (NE) and Jason McCourty (TEN)

Maurkice (PIT) and Mike Pouncey (MIA)

A NOSE FOR THE FOOTBALL

Ninkovich has more opponent fumble recoveries (14) over the last six seasons (2010-2015) than any other NFL player. J.J. Watt is second during that time with 11 opponent fumble recoveries.



CAREER DAY IN BUFFALO

Ninkovich finished with a three-sack game for the first time in his career in the win at Buffalo (10/12/14). He has had two two-sack performances - vs. Miami (1/2/11) and at Carolina (11/18/13).

McCOURTY GOES LONG

Devin McCourty had a 104-yard kickoff return for a touchdown vs. N.Y. Jets (10/21/12), the second longest kickoff return in team history. Ellis Hobbs has the longest in team history with a 108-yard return for a touchdown at N.Y. Jets on Sept. 9, 2007. He was named AFC Special Teams Player of the Week for his performance.

Longest Kickoff return in Patriots History

Ellis Hobbs 108TD at New York Jets (9-9-07)

Devin McCourty 104TD vs. New York Jets (10-21-12)

WHERE DID HE COME FROM?

Rob Ninkovich's journey to the Patriots was not easy. He entered the league as a fifth-round pick by the Saints in 2006 and was waived four times by New Orleans and Miami before landing in New England on Aug. 2, 2009. He spent the 2009 offseason trying to make the New Orleans team as a long snapper. Before coming to the Patriots, he had appeared in just eight games over three seasons. He doubled that total in his first year in New England, appearing in 15 games in 2009 and his role on the team has grown since, earning a starting role at linebacker in 2010 and 2011 before moving to a starting role on the defensive line in 2011.



PATRIOTS DEFENSIVE NOTES

CRAZY EIGHTS

Ninkovich raised his 2014 total to a team-high of eight sacks in 2014. Ninkovich has had at least eight sacks in three consecutive seasons (8.0 in 2012, eight in 2013 and eight in 2014), becoming the first Patriots player to have at least eight sacks in three consecutive seasons since Pro Football Hall of Famer Andre Tippett achieved the feat from 1985-87 (1985, 16½, 1986, 9½ and 1987, 12½).

NINKOVICH SCORED AS A TE IN COLLEGE

Ninkovich played some at tight end in college at Purdue and caught two touchdown passes with a 2-yard touchdown pass from Buffalo QB Kyle Orton and a 1-yard touchdown pass from former New York Giants and Indianapolis QB Curtis Painter.

DB LOGAN RYAN AND DB DURON HARMON

CLASSMATES REUNITE IN NEW ENGLAND

Defensive backs Logan Ryan and Duron Harmon are used to working together. Ryan and Harmon began their college football careers together as members of the same recruiting class at Rutgers University and developed a close friendship during their four years in Piscataway, N.J. As fate would have it, Ryan and Harmon would begin their NFL journeys together as well when the Patriots selected the two defensive backs just eight picks apart in the third round of the 2013 NFL Draft.

Reunited once again, the former Scarlet Knights are excited and eager to make their mark, just as they did at Rutgers. "We talked before the draft and said how good it would be to play on the same team again, and for it to happen again, it's exciting and it's a blessing," Harmon told *The Boston Globe*. "It's great [we're contributing], because at the end of the day you want to play, and to contribute to a team like this, it's fun."

RYAN RETURNS... TO SCHOOL

When Logan Ryan decided to leave Rutgers and enter the NFL Draft after his redshirt junior season in 2012, he made a promise to his parents that after his rookie year, he would return to school and earn his degree.

Ryan kept his promise and graduated in the spring of 2014 with a degree in labor relations and a minor in psychology.

"I committed to Rutgers, not only as a football player, but as a student, so I was going to make sure I finished that end too," Ryan told NJ.com.

"It's a big accomplishment in my life. I held my word to my parents and stuck with it and I'm fortunate. It took a lot of work, but I was able to go back and finish and walk in graduation."

RYAN'S FIRST PICK FOR SIX

Ryan returned his first NFL interception 79 yards for a touchdown N.Y. Jets on Oct. 20, 2013. The last Patriots player to return their first career interception for a touchdown was Kyle Arrington in 2010. The last rookie Patriots player to return their first career interception for a touchdown was James Sanders in 2005:

PATRIOTS PLAYERS TO RETURN THEIR FIRST CAREER INT FOR A TD

Season	Player	INT TD Yds
2013	Logan Ryan	79
2010	Gary Guyton	59
2010	Kyle Arrington	36
2005	James Sanders	39
2003	Asante Samuel	55
1999	Andy Katzenmoyer	59
1996	Willie McGinest	46
1992	Chris Singleton	82
1967	John Charles	35
1963	Jim Hunt	78
1961	Don Webb	27

LOGAN RYAN THE BALL HAWK

Logan Ryan intercepted his fourth pass of 2015 vs. Washington (11/08/15). He is tied for tied for the third most interceptions by a cornerback since 2013.

MOST INTERCEPTIONS BY A CORNERBACK SINCE 2013

Player	Interceptions
Richard Sherman	13
Brent Grimes	12
Logan Ryan	11
Aqib Talib	11

DL JABAAL SHEARD

SHEARD ON MCGINEST

Jabaal Sheard may be a new face in the Patriots locker room, but he's certainly familiar with Patriots legend, Willie McGinest. Sheard, who is typically soft-spoken around the microphones, was very excited to express his admiration for McGinest following the veteran linebacker's induction to the Patriots Hall of Fame on August 5.

"That's a guy that I watch film on still to this day," Sheard said to the *Boston Globe*. "How he used to rush, how he'd attack, how he was relentless. It's amazing to be out here with him. The heart he had, that dog. He would get after the quarterback, get after the run. He was so into the team, whatever they asked him to do, he would do it."

It makes sense that Sheard would feel a connection to McGinest, given the players' similarities. Before coming to New England as a defensive lineman, Sheard played outside linebacker for Cleveland in Mike Pettine's hybrid 3-4 system. By adding Sheard to his roster, Bill Belichick brings flexibility and, hopefully some of that McGinest magic, back to the Patriots front seven.



PATRIOTS SPECIAL TEAMS NOTES

K STEPHEN GOSTKOWSKI

CONSECUTIVE EXTRA POINTS

Stephen Gostkowski is first in NFL history for most consecutive extra points made.

Most Consecutive (Kicking) PATS

454	Stephen Gostkowski, NE, 2006-present
422	Matt Stover, BAL, IND 1996-2009
371	Jason Elam, DEN, 1993-2002
371	Jeff Wilkins, STL, 1999-2007
360	Jay Feely, ATL, NYG, MIA, NYJ, ARZ, CHI, 2002-14



FRANCHISE SCORING LEADER

K Stephen Gostkowski became the Patriots all-time leader in points, passing Adam Vinatieri (1,158), in the win vs. Miami (12/14/14). Gostkowski entered the game needing five points to take the lead and reached the milestone on a 35-yard field goal in the third quarter. Gostkowski now has 1,294 total points.

Player	Points
Stephen Gostkowski	1,294
Adam Vinatieri	1,158
Gino Cappelletti	1,130

TEAM FG RECORD

Stephen Gostkowski moved past Adam Vinatieri (263) to become the Patriots all-time leader with 267 career field goals.

MOST FIELD GOALS IN PATRIOTS HISTORY

Stephen Gostkowski	267
Adam Vinatieri	263
Gino Cappelletti	176
John Smith	128

EVEN STEPHEN

Since joining the Patriots as a fourth-round draft choice in 2006, Gostkowski has connected on 87.5 percent of his regular-season field goal attempts, the best field goal percentage in Patriots history. Additionally, Gostkowski's 87.5 field goal percentage is SECOND-best among NFL kickers all-time. (Minimum 100 field goals)

PATRIOTS ALL-TIME LEADERS / FIELD GOAL PCT.

(Minimum 50 Attempts)

Player	Years	FGM	FGA	Pct.
Stephen Gostkowski	2006-15	267	305	.875
Adam Vinatieri	1996-05	263	321	.819
Matt Bahr	1993-95	55	72	.764

NFL ALL-TIME LEADERS / FIELD GOAL PCT.

(Minimum 50 Attempts)

Player	Years	FGM	FGA	Pct.
Dan Bailey	2011-15	139	153	90.8
Stephen Gostkowski	2006-15	267	305	87.5
Justin Tucker	2012-15	123	141	87.2
Steven Hauschka	2008-15	151	174	86.8
Mike Vanderjagt	1998-06	230	266	86.5
Nate Kaeding	2004-12	181	210	86.2
Shayne Graham	2001-15	271	316	85.8
Rob Bironas	2005-13	239	279	85.7
Robbie Gould	2005-15	269	315	85.4
Connor Bath	2008-15	134	157	85.4
Matt Bryant	2002-15	300	353	85.0

NFL SCORING LEADER

Stephen Gostkowski finished first in the NFL in 2014 with 156 points, second only to his team record of 158 points in 2013. Gostkowski led the NFL in scoring in 2014 for the third straight season. He is the first NFL player with three seasons of 150 or more points. Gostkowski is tied for the NFL in 2015 with 115 total points and is on pace to finish with 153 points.

Patriots Record for Most Points in a Season

158	Stephen Gostkowski, 2013
156	Stephen Gostkowski, 2014
155	Gino Cappelletti, 1964 (includes 7 TDs)
153	Stephen Gostkowski, 2012
148	Stephen Gostkowski, 2008
147	Gino Cappelletti, 1961
143	Stephen Gostkowski, 2011

NFL Record for Most Points by a Kicker

166	David Akers (SF) in 2011
164	Gary Anderson (MIN) in 1998
163	Jeff Wilkins (STL) in 2003
161	Mark Moseley (WAS) in 1983
158	Stephen Gostkowski (NE) in 2013
157	Mike Vanderjagt (Indianapolis) in 2003
156	Stephen Gostkowski (NE) in 2014
153	Stephen Gostkowski (NE) in 2012

DISTANCE

PROFICIENCY

77.3%

Stephen Gostkowski has made 77.3 percent of his field goals (17-for-22) from 50 yards or more, converting the second highest percentage of 50-plus yard field goal attempts in NFL history (minimum 15 attempts).

HIGHEST FIELD GOAL PERCENTAGE FROM 50 YARDS

Player	FGM	FGA	Pct.
Matt Prater	28	36	77.8
Stephen Gostkowski	17	22	77.3
Robbie Gould	21	28	75.0



PATRIOTS SPECIAL TEAMS NOTES

1,000-POINT BENCHMARK

Stephen Gostkowski (1,294) reached the 1,000 point mark in only his 119th career game. He is the only kicker in NFL history to reach 1,000 career points in less than 120 career games played.

KICKERS TO REACH 1,000 POINTS IN FEWEST GAMES:

Player	Points	Games
Stephen Gostkowski	1,009	119
Mike Vanderjagt	1,004	126
Jason Elam	1,003	132
Ryan Longwell	1,002	136
Jan Stenerud	1,002	136

GOSTKOWSKI EXTENDS TEAM MARK

Gostkowski has now scored at least one point in 135 games, a franchise record. He broke a tie with Adam Vinatieri and John Smith for the all-time lead with 102 consecutive games scoring in the win vs. Denver on Nov. 24, 2013.

Patriots Record for Most Consecutive Games Scored

135	Stephen Gostkowski (12/17/06- present)
101	Adam Vinatieri (11/24/96-12/29/02)
101	John Smith (09/28/75-10/02/80)

FOUR-TIME LEAGUE LEADER

Gostkowski led the NFL for the third straight season in 2014. He led the NFL with 156 total points in 2014, 158 total points in 2013, 153 points in 2012 and 148 points in 2008. He is one of three players to lead the NFL in scoring for at least four seasons.

He joins Don Hutson, Gino Cappelletti, Pat Harder and Paul Hornung as the fifth player to lead the NFL in scoring for at least three straight seasons.

NFL Record for Most Seasons Leading the League in Scoring

- 5 Don Hutson Green Bay (1940-44)
- 5 Gino Cappelletti Patriots (1961, 1963-66)

4 Stephen Gostkowski (2008, 2012-14)

- 3 Earl Clark, Portsmouth (1932), Detroit (1935-36)
- 3 Pat Harder, Chicago Cardinals (1947-49)
- 3 Paul Hornung, Green Bay (1959-61)

GOSTKOWSKI GAME WINNERS

Gostkowski has six career regular-season game-winning kicks and one in the playoffs.

GOSTKOWSKI'S CAREER GAME-WINNING FIELD GOALS

TIME LEFT	DISTANCE	FINAL SCORE	OPP	DATE
0:01 4th	54	27-16	NYG	11/15/2015
3:12 4th	53	34-31	HOU	12/01/2013
1:56, OT	31	34-31	DEN	11/24/2013
0:05, 4th	35	23-21	BUF	09/08/2013
1:56, OT	35	23-20	BAL	10/17/2010
11:02 OT	48	29-26	NYJ	10/21/2012
1:10, 4th	31	24-21	SD	01/14/2007*

*Postseason

GOSTKOWSKI BREAKS HIS OWN TEAM RECORD

Gostkowski led the NFL in 2014 with 35 field goals, the third-highest field goal total in team history. Gostkowski tied for the NFL lead with Baltimore's Justin Tucker with 38 field goals in 2013, breaking his own franchise record for most field goals in a season. He originally set the franchise record with 36 field goals in 2008.

MOST FIELD GOALS MADE IN A SEASON/PATRIOTS

Player	Field Goals	Year
Stephen Gostkowski	38	2013
Stephen Gostkowski	36	2008
Stephen Gostkowski	35	2014
Tony Franklin	32	1986
Adam Vinatieri	31	2004
Adam Vinatieri	31	1998

ON THE MARK

Gostkowski made 94.6 percent of his field goals in 2014 (35-of-37), setting a new team record for field goal percentage in a single season.

PATRIOTS BEST FIELD GOAL PCT./SEASON

(Minimum 30 Attempts)

Player	Years	FGM	FGA	Pct.
Stephen Gostkowski	2014	35	37	.946
Adam Vinatieri	2004	31	33	.939
Stephen Gostkowski	2013	38	41	.927
Stephen Gostkowski	2008	36	40	.900
Adam Vinatieri	2002	27	30	.900

FIFTH-MOST FGs IN A SEASON

MOST FIELD GOALS MADE IN A SEASON/NFL

Player	Field Goals	Year
David Akers (San Francisco)	44	2011
Neil Rackers (Arizona)	40	2005
Olindo Mare (Miami)	39	1999
Jeff Wilkins (St. Louis)	39	2003
Stephen Gostkowski (Patriots)	38	2013
Justin Tucker (Baltimore)	38	2013

MOST 50-YARD FIELD GOALS IN TEAM HISTORY

Gostkowski is 17-of-22 from 50 yards or more as a member of the Patriots and has the most 50-yard field goals in New England history.

PATRIOTS RECORD FOR MOST 50 YARD FIELD GOALS

Player	Years	FGM	FGA	Pct.
Stephen Gostkowski	2006-15	17	22	77.3
Adam Vinatieri	1996-2005	8	17	47.1
Tony Franklin	1984-87	3	6	50.0

MOST 50-YARD FGs IN A SEASON

Gostkowski was 5-of-6 on 50 yard field goals in 2013, the most by a Patriots player in a single season. Gostkowski is 4-of-5 from 50 yards out so far in 2015. The NFL record for most successful 50-yard field goals in a season is 10 by Blair Walsh in 2012 with Minnesota.

AFC SPECIAL TEAMS PLAYER OF THE MONTH

Gostkowski was named AFC Special Teams Player of the Month for September by the National Football League in 2015. It is the third time in his career that he has received the AFC Special Teams Player of the Month honor. Gostkowski was a perfect 7-of-7 on field goal attempts and 14-for-14 on extra points. He also finished the month of September first in the NFL with 35 total points and 18 touchbacks.

KICKING A CAREER HIGH

Stephen Gostkowski made five field goals vs. Cincinnati (10/5/14), setting a new career high for most field goals in a game. His previous career high was four field goals. Gostkowski's five field goals tie the second highest single-game total in Patriots history, trailing only Gino Cappelletti's six successful field goals on Oct. 4, 1964. The last time a Patriots player had five field goals in a game was on Nov. 14, 2004, when Adam Vinatieri had five field goals vs. Buffalo.

TWO FROM 50-PLUS

Gostkowski drilled a 51-yard field goal and a 53-yarder vs. Arizona (9/16/12) and connected on two 53-yard field goals at Houston on (12/1/13). He is the first Patriots player to have two 50-yard field goals in the same game.

GOSTKOWSKI KICKS CAREER-LONG FG

Gostkowski connected on a career-long 57-yard field goal at Dallas on Oct. 11, 2015 to tie a franchise record. Adam Vinatieri kicked a 57-yarder at Chicago on Nov. 10, 2002. Gostkowski's previous long was a 54-yarder vs. New Orleans (10/13/13).



PATRIOTS REFERENCE NOTES

ANNUAL ACHIEVEMENT

The Patriots have won more than half of their games for 15 consecutive seasons; the first team to win more than half of their games in 15 straight seasons since free agency began in 1993. Additionally, the Patriots are the only team in the NFL to have recorded nine or more wins in each of the last 15 seasons.

MOST CONSECUTIVE WINNING SEASONS (SINCE 1970 MERGER)

San Francisco (1983-98)	16
Dallas (1970-85)	16
New England (2001-15)	15
Oakland (1970-80)	11

MOST CONSECUTIVE WINNING SEASONS ALL-TIME

Dallas (1966-85)	20
San Francisco (1983-98)	16
Oakland (1965-80)	16
New England (2001-15)	15
Chicago (1930-44)	15
Green Bay (1934-47)	14
Cleveland (1957-69)	13

MOST SEASONS OF 9+ WINS SINCE 2001

New England	15
Indianapolis	12
Green Bay	10
Philadelphia	10
Baltimore	10
Pittsburgh	10

MODEL OF CONSISTENCY

The Patriots have 30 winning seasons since the 1970 merger.

MOST WINNING SEASONS SINCE THE 1970 MERGER

1. Pittsburgh	32
2. New England	30
2. Dallas	30
4. Miami	29
5. Denver	28
6. Minnesota	27
7. San Francisco	26

PATRIOTS WIN 10 AGAIN IN 2015

New England reached at least 10 regular-season wins for 13 consecutive seasons, joining San Francisco (16) as the only teams to accomplish the feat.

Team Years Consecutive Seasons with 10+ Wins

San Francisco	1983-1998	16
New England	2003-2015	13
Indianapolis	2002-2010	9
Dallas	1975-1981	7

DIVISIONAL DOMINANCE I

The Patriots have the highest winning percentage vs. division opponents from November until the end of the season since 2002.

Team	W	L	T	Pct.
New England	35	9	0	.795
Indianapolis	36	10	0	.783
Green Bay	37	15	1	.711
Pittsburgh	37	16	0	.698
San Diego	32	15	0	.681

STRONG IN THE SECOND HALF

Since 2001, the Patriots have done a remarkable job of finishing the season strong, compiling an NFL-best 86-24 (.782) record in games on or after Thanksgiving.

PATRIOTS BEFORE AND AFTER THANKSGIVING SINCE 2001

Season	Pre-Thanksgiving	Post-Thanksgiving	Overall
2001	5-5 (.500)	9-0 (1.000)	14-5*
2002	6-5 (.545)	3-2 (.600)^	9-7
2003	9-2 (.818)	8-0 (1.000)	17-2*
2004	9-1 (.900)	8-1 (.889)	17-2*
2005	6-4 (.600)	5-3 (.625)	11-7*
2006	7-3 (.700)	7-2 (.777)	14-5*
2007	10-0 (1.000)	8-1 (.889)	18-1*
2008	7-4 (.636)	4-1 (.800)	11-5
2009	7-3 (.700)	3-4 (.429)	10-7*
2010	8-2 (.800)	6-1 (.857)^	14-3*
2011	7-3 (.700)	8-1 (.889)	15-4*
2012	7-3 (.700)	6-2 (.750)^	13-5*
2013	8-3 (.727)	5-2 (.833)	13-5*
2014	9-2 (.818)	6-2 (.750)	15-4*
2015	10-0 (1.000)	0-2	???
Totals	115-40 (.742)	86-24 (.782)	191-62

*-Includes playoffs ^Includes games played on Thanksgiving

BEST RECORDS ON OR AFTER THANKSGIVING SINCE 2001 (Includes regular-season and playoff games)

Team	W	L	T	Pct.
New England	86	24	0	.782
Pittsburgh	68	33	0	.673
Green Bay	63	38	0	.624
San Diego	56	35	0	.615
Philadelphia	60	39	0	.606

NFL'S BEST AT HOME

Since Gillette Stadium opened in 2002, the Patriots own the NFL's best record at home overall. The Patriots own an overall record of 93-16 (.853) at home in regular season games and a 107-20 (.843) record including playoffs.

BEST HOME RECORDS SINCE 2002 (including playoffs)

Team	W	L	T	Pct.
New England	107	20	0	.843
Indianapolis	89	32	0	.736
Seattle	86	34	0	.717
Pittsburgh	85	34	1	.713
Baltimore	83	30	0	.735
Green Bay	82	36	1	.693
Denver	78	38	0	.672
San Diego	72	44	0	.621
Minnesota	70	42	0	.625
Philadelphia	69	49	0	.585
Arizona	68	44	0	.607

SHARP AT GILLETTE

The Patriots concluded a 20-game home winning streak with a 24-20 loss to the New York Giants on Nov. 6, 2011. It was the longest home win streak in team history. The Patriots own an overall record of 94-17 (.847) at Gillette Stadium in regular season games. The NFL record for most consecutive home victories is 27, achieved by Miami from 1971-74.

HIGHEST HOME WINNING PCT. SINCE 1970 (MINIMUM 25 GAMES):

Team	Stadium	W-L-T	WIN PCT.
New England	Gillette Stadium	94-17-0	.847
Miami	Orange Bowl	101-22-1	.819
Minnesota	Metropolitan Stadium	64-23-1	.733
Pittsburgh	Heinz Field	86-32-1	.727
LA Rams	Memorial Coliseum	53-20-2	.726

LONGEST HOME WINNING STREAK/PATRIOTS HISTORY (REG. SEASON)

Streak	First Win	Last Win
20	Dec. 12, 2008	Oct. 16, 2011
18	Dec. 29, 2002	Sept. 8, 2005
16	Dec. 30, 2012	Dec. 28, 2014
12	Nov. 26, 2006	Sept. 7, 2008
10	Sept. 18, 1976	Oct. 30, 1977



PATRIOTS REFERENCE NOTES

FORCING THE ISSUE

The Patriots lead the NFL with a +174 turnover margin since the 1994 season.

NFL TURNOVER MARGIN SINCE 1994

Rank	Team	Turnover Margin
1.	New England	+174
2.	Kansas City	+106
2.	Green Bay	+94

WHAT'S THE POINT?

During the past 16 seasons, the Patriots defense has always ranked higher in points allowed than in yards allowed except for 2007, when both ranked fourth.

	Avg. Points Allowed	Avg. Yds Allowed
2015	20.6 (10)	341.2 (13)
2014	19.5 (8)	344.1 (13)
2013	21.1 (10)	373.1 (26)
2012	20.7 (9t)	373.3 (25)
2011	21.4 (15)	411.1 (31)
2010	19.6 (8)	365.5 (25)
2009	17.8 (5)	320.2 (11)
2008	19.3 (8)	309.0 (10)
2007	17.1 (4)	288.3 (4)
2006	14.8 (2)	294.4 (6)
2005	21.1 (17)	330.2 (26)
2004	16.3 (2t)	310.6 (9)
2003	14.9 (1)	291.6 (7)
2002	21.6 (17)	336.1 (23)
2001	17.0 (6)	334.5 (24)
2000	21.1 (17)	334.6 (20)

TOP 10 OFFENSE

Since the 1970 merger, the Patriots offense has finished in the top 10 a total of 17 times, including eight times under Bill Belichick. The 2015 Patriots offense is ranked third entering this week.

Year	Rank
2014	11 (365.5)
2013	7 (384.5)
2012	1 (427.9)
2011	2 (428.0)
2010	8 (363.8)
2009	3 (397.3)
2008	5 (365.4)
2007	1 (411.3)

TOP OFFENSE

The Patriots had finished in the top-10 in offense for seven straight seasons (2007-13), second only to the nine straight by New Orleans (2006-14).

The NFL record for the most consecutive seasons finishing in the top-10 in offense since the merger in 1970 is the San Francisco 49ers with 15 (1982-96).

PATRIOTS REACH 6,000 TOTAL YARDS

The Patriots finished seventh in the NFL with 6,152 total yards in 2013. It was the fifth time in team history and third straight season that the Patriots reached 6,000 yards in a season. The Patriots offense had 5,848 yards in 2014. With 4,852 yards in 2015, the Patriots are on pace for 6,469 yards.

Patriots Most Total Net Yards/Season

6,848 in 2011
6,846 in 2012
6,580 in 2007
6,357 in 2009
6,152 in 2013

IN A RUSH FOR THE END ZONE

Since 2003, the Patriot and Kansas City are the only teams to average more than one rushing touchdown per game. The Patriots have 223 rushing touchdowns in 204 games.

RUSHING TOUCHDOWNS SINCE 2003 (REGULAR SEASON)

New England	223
Kansas City	208
San Diego	198
Minnesota	198
Philadelphia	191
Carolina	189
Seattle	184
N.Y. Giants	182

HISTORIC SCORING CLIP

The Patriots had a historic scoring output over a three-game span in October and November 2014. New England tied a team record by scoring 40 or more points in three consecutive games from Oct. 26 to Nov. 16. The Patriots also scored 40 or more in three straight games in 2007. The Patriots have scored 40 or more points 62 times in team history, including 35 times since Bill Belichick became head coach in 2000, and 19 times since 2010.

PATRIOTS HISTORY / MOST CONSECUTIVE GAMES WITH 40+ POINTS

Gm	Year	Game 1	Game 2	Game 3
3	2014	10/26/14 (51-23 v. CHI)	11/02/14 (43-21 v. DEN)	11/16/14 (42-20 @ IND)
3	2007	10/14/07 (48-27 @ DAL)	10/21/07 (49-28 @ MIA)	10/28/07 (52-7 v. WAS)
2	1962	09/21/62 (41-16 v. DEN)	10/06/62 (43-14 @ NYT)	
2	2002	09/15/02 (44-7 @ NYJ)	09/22/02 (41-38 v. KC)	
2	2008	12/14/08 (49-26 @ OAK)	12/21/08 (47-7 v. ARZ)	
2	2010	11/25/10 (45-24 @ DET)	12/06/10 (45-3 v. NYJ)	
2	2012	11/18/12 (59-24 v. IND)	11/22/12 (49-19 @ NYJ)	
2	2015	09/20/15 (40-32 @ BUF)	09/27/15 (51-17 vs. JACK)	

SCORING FLURRY

The Patriots scored three touchdowns in a 57-second span during the final two minutes of the first half against Chicago on Oct. 26, 2014 to turn a 17-7 lead into a 38-7 cushion. It was the fastest three-touchdown flurry in the NFL since the Patriots had three touchdowns in 52 seconds against the New York Jets on Nov. 22, 2012. The Patriots are one of three teams to score three touchdowns in under a minute since the 1970 merger, and are the only team to have achieved the feat twice.

NFL TEAMS TO SCORE THREE TDs IN LESS THAN 1 MINUTE

2014 New England Patriots vs. Chicago Bears (10-26-14)
 2012 New England Patriots at New York Jets (11-22-12)
 2002 Seattle Seahawks vs. Minnesota Vikings (9-29-02)
 1998 Atlanta Falcons vs. Carolina Panthers (10-4-98)

HOW THE PATRIOTS SCORED THREE TOUCHDOWNS IN 57 SECONDS:

- ★ Rob Gronkowski got the scoring started by hauling in a 2-yard touchdown pass from Tom Brady with 1:57 left in the first half to make the score 24-7 and cap off a 10-play, 80-yard drive.
- ★ After the Patriots defense forced a quick three-and-out, a 42-yard Julian Edelman punt return gave New England possession at the Chicago 9-yard line, and Brady found Brandon LaFell for a 9-yard touchdown on the next play to give the Patriots a 31-7 lead with 1:07 left in the first half.
- ★ On the Bears' first play following the LaFell touchdown, Zach Moore forced a Jay Cutler fumble that was recovered by Rob Ninkovich and returned for a 15-yard touchdown and a 38-7 Patriots lead with 55 seconds left in the first half.

A COMEBACK FOR THE AGES

The Patriots came back from a 24-point deficit to defeat the Broncos, 34-31, in overtime in a Sunday Night Football matchup on Nov. 24, 2013, marking the largest comeback win in team history, after trailing 24-0 at halftime.

New England's previous best comeback win was from a 23-0 deficit to win, 38-23, vs. Seattle (9/16/84). The Patriots also came back from 22 points down to win at the New York Giants, 23-22 (12/21/96). The Patriots have come from 21 points down to win four times, most recently vs. Buffalo (1/1/12).



PATRIOTS

PLAYOFF NOTES

PATRIOTS IN THE PLAYOFFS

The Patriots have qualified for the playoffs 22 times in their 55-year history. Sixteen of those playoff berths have come in the 21 seasons since Robert Kraft purchased the team in 1994, a dramatic contrast to the six total playoff berths the team earned in its first 34 years of existence. The Patriots have won 17 division crowns, including 12 in the last 14 seasons, and have qualified as a Wild Card team on four occasions (1976, 1985, 1994 and 1998). The Patriots also qualified for the playoffs in 1982 as part of a 16-team tournament following a players' strike.

PATRIOTS PLAYOFF SEASONS (22)

Year	How Qualified	Seed	Record	Result
2014	Division Champions	1	3-0	Super Bowl Champions
2013	Division Champions	2	1-1	AFC Championship Game
2012	Division Champions	2	1-1	AFC Championship Game
2011	Division Champions	1	2-1	AFC Champions
2010	Division Champions	1	0-1	AFC Divisional Round
2009	Division Champions	3	0-1	Wild Card Round
2007	Division Champions	1	2-1	AFC Champions
2006	Division Champions	4	2-1	AFC Championship Game
2005	Division Champions	4	1-1	AFC Divisional Round
2004	Division Champions	2	3-0	Super Bowl Champions
2003	Division Champions	1	3-0	Super Bowl Champions
2001	Division Champions	2	3-0	Super Bowl Champions
1998	Wild Card	6	0-1	Wild Card Round
1997	Division Champions	3	1-1	AFC Divisional Round
1996	Division Champions	2	2-1	AFC Champions
1994	Wild Card	5	0-1	Wild Card Round
1986	Division Champions	3	0-1	AFC Divisional Round
1985	Wild Card	5	3-1	AFC Champions
1982*	16-Team Format	7	0-1	First Round
1978	Division Champions	2	0-1	AFC Divisional Round
1976	Wild Card	4	0-1	AFC Divisional Round
1963	Division Champions	-	1-1	AFL Championship Game

*-Strike Year 28-18 Record

ALL-TIME PLAYOFF RESULTS

The Patriots have compiled a 28-18 record in their 46 playoff games and their .609 playoff winning percentage is the second-best in NFL history among teams that have played at least 15 playoff games. New England has qualified for eight Super Bowls [XX, XXXI, XXXVI, XXXVIII, XXXIX, XLII, XLVI and XLIX] and one AFL Championship Game in 1963.

PATRIOTS PLAYOFF RECORD BY ROUND

Round	Record
First Round*	0-1
Wild Card Round	4-3
Divisional Round	12-6
AFC Championship	8-3
AFL Championship	0-1
Super Bowl	4-4
Total	28-18

* 1982 Strike Season

ALL-TIME BEST NFL PLAYOFF RECORDS (Minimum 15 Postseason Games)

Team	Wins	Losses	Win Pct.
Baltimore Ravens	15	8	.652
New England/Boston Patriots	28	18	.609
Green Bay Packers	31	20	.608
Pittsburgh Steelers	33	22	.600
San Francisco 49ers	30	20	.600
Oakland/L.A. Raiders	25	18	.581
Dallas Cowboys	34	26	.567

MOST POSTSEASON WINS ALL-TIME

Team	Wins
Dallas Cowboys	34
Pittsburgh Steelers	33
Green Bay Packers	31
San Francisco 49ers	30
New England Patriots	28
Oakland Raiders	25

TITLE TOWN

The Patriots have now won the AFC East for six straight seasons, besting the five straight the team won from 2003-07 for the longest streak in AFC East division history. The Patriots have won 12 of the last 14 division crowns. The Patriots have won 14 division titles in the 21 seasons since Robert Kraft bought the team in 1994.

MOST CONSECUTIVE AFC EAST TITLES

Team	Streak	Years
New England Patriots	6	2009-14
New England Patriots	5	2003-07
Buffalo Bills	4	1988-91
Miami Dolphins	4	1981, 1983-85*
Miami Dolphins	4	1971-74
Baltimore Colts	3	1975-77
Buffalo Bills	3	1964-66@

*Due to 1982 strike, the NFL played just a nine-game season and the standings were not divided into divisions that season.

@AFL

The Patriots are one of six teams to win six consecutive division titles in NFL history, trailing just the Los Angeles Rams, who won seven straight NFC West titles from 1973-79.

MOST CONSECUTIVE DIVISION TITLES

Team	Division	Titles	Years
Los Angeles Rams	NFC West	7	1973-79
New England Patriots	AFC East	6	2009-14
Pittsburgh Steelers	AFC Central	6	1974-79
Minnesota Vikings	NFC Central	6	1973-78
Dallas Cowboys	NFL Capital/NFC East	6	1966-71
Cleveland Browns	American/Eastern Conf.	6	1950-55
New England Patriots	AFC East	5	2003-07
Indianapolis Colts	AFC South	5	2003-07
Dallas Cowboys	NFC East	5	1992-96
San Francisco 49ers	NFC West	5	1986-90
Chicago Bears	NFC Central	5	1984-88
Oakland Raiders	AFC West	5	1972-76

HOME DOMINANCE

The Patriots have a 17-4 (.810) all-time record in home playoff games. The Patriots' .800 winning percentage at home in the postseason is second among teams with at least 10 home playoff games.

TEAM	RECORD	PCT.
Seattle	11-2	.846
New England	17-4	.810
Oakland	19-5	.792
Green Bay	17-5	.773
Buffalo	10-3	.769
Washington	13-4	.765
Denver	15-5	.750
Dallas	20-8	.714



PATRIOTS

PLAYOFF NOTES

WINNING TANDEM

Bill Belichick and Tom Brady are the winningest coach and quarterback tandem in the postseason and continued to build on their success in 2014.

<i>Quarterback/Head Coach</i>	<i>Postseason wins</i>
Bill Belichick/Tom Brady	21
Chuck Noll/Terry Bradshaw	14
Tom Landry/Roger Staubach	11

NFL MARK FOR MOST FIRST-ROUND BYES

The Patriots earned a first-round bye in the 2014 NFL playoffs and lead the NFL with 10 first-round byes since the current NFL playoff format was instituted in 1990. The Patriots earned a first-round bye for the fifth consecutive season, becoming the first team in NFL history to do so. Dallas and San Francisco earned four straight byes from 1992 through 1995.

MOST SEASONS EARNING A BYE SINCE 12-TEAM PLAYOFF FORMAT IN 1990

New England	10
Pittsburgh	8
San Francisco	8
Denver	7





PATRIOTS FOOTBALL Network

The **Patriots Football Network (PFN)** is the full portfolio of media offerings from the three-time Super Bowl Champion New England Patriots. PFN provides Patriots content produced both in-house and with media partners spanning print, television, radio and the Internet.

PATRIOTS ALL ACCESS

The Emmy Award-winning "Patriots All-Access" airs weekly throughout the season on WBZ-TV Channel 4 in Boston and regional affiliates in Hartford, Providence and Springfield, Mass., Burlington, Vt., Portland and Bangor, Maine. "Patriots All-Access" features exclusive behind-the-scenes access and in-depth weekly features on Patriots players and personnel. Hosted by WBZ's Steve Burton, the show features weekly sit-downs with Bill Belichick, including the popular "Belestrator" segment where the coach breaks down upcoming opponents.



"Patriots All-Access" airs Fridays from 7-8 p.m. on **WBZ-TV** and Sunday from 9-10 a.m. on **myTV38** in Boston. **Check local listings for airtime.**
Check your local listings for airtime.

TOTALLY PATRIOTS



Totally Patriots is a unique, one-of-a-kind Patriots show aimed for the next generation of Patriots fans. This weekly, youth-oriented football show allows school-aged fans unprecedented access to their favorite players, enabling them to ask questions in a relaxed informal setting.

PATRIOTS TODAY AND PATRIOTS THIS WEEK

PATRIOTS TODAY: Available daily at Patriots.com.

PATRIOTS THIS Week: Insider information. Passionate debate. Timely analysis. That's what "Patriots This Week" delivers. The show, hosted by Bob Socci with former Patriots Scott Zolak and Matt Chatham, is a fast-paced, half-hour of football talk. From breaking down the previous contest to game planning the next opponent, there's no better way to get ready for football than "Patriots This Week" — every Friday night at 10:30 p.m. on Comcast SportsNet

PATRIOTS.COM

NEWS

Patriots.com features daily updates and exclusive content from the writers of Patriots Football Weekly, offering everything from breaking news to player features and the popular "Ask PFW" postings.

VIDEO

The first professional sports team website to offer streaming video provides Patriots fans with a variety of exclusive video content. Visitors can choose their channel and watch exclusive video from news to cheerleaders. Patriots.com also features video of every Patriots press conference, including postgame press conferences and Coach Belichick's weekday media updates.

AUDIO

Patriots Web Radio programming is available exclusively on Patriots.com beginning at noon each day, Monday through Friday. Kicking off the programming lineup is PFW In Progress, a daily online program that features candid commentary from the writers of Patriots Football Weekly. Following PFW In Progress is Patriots Playbook, hosted by John Rooke, featuring items from around the NFL. Fantasy Football Champs and Football Nation round out the Patriots.com radio lineup. Patriots.com also offers streaming audio of every Patriots press conference, as well as archives of Patriots.com Radio shows and exclusive podcasts.

PATRIOTS MONDAY ON WEEI

WEEI Sports Radio broadcasts Patriots Monday each week, offering fans unique insight and analysis from Coach Belichick and Tom Brady in addition to other Patriots players. WEEI will broadcast Patriots Monday live from Gillette Stadium each Monday, kicking off with Dennis & Callahan at 6 a.m.

PATRIOTS FRIDAY ON WAAF

WAAF broadcasts Patriots Friday each week, offering fans a look ahead at the weekend's game, match ups and rivalries. Various Patriots players will be featured on air. WAAF will broadcast Patriots Fridays each week throughout the season with Greg Hill from the Hill-Man Morning Radio Show.

98.5 THE SPORTS HUB PATRIOTS RADIO NETWORK

98.5 The Sports Hub is the Patriots' flagship station, broadcasting every Patriots game across its FM radio network and featuring broadcasting duo Bob Socci and Scott Zolak. Three hours prior to kickoff, during halftime and after the game, Marc Bertrand and Chris Gasper will be serving up all the pregame and postgame news and notes, including live sound from the postgame press conferences.



FLAGSHIP STATION

WBZ-FM...Boston	98.5 FM
Massachusetts	
WBZ-FM...Boston	98.5 FM
WAGY...Springfield	102.1 FM
WBEC...Pittsfield	1420 AM
WPKZ...Fitchburg	1280 AM
WNAW...North Adams	1230 AM
WBSM...New Bedford	1420 AM
WPVQ...Greenfield	95.3 FM
WSAR...Fall River	1480 AM
WVFX...Worcester	100.1 FM
WXTK...Hyannis	95.1 FM
WMRC...Milford	1490 AM
Maine	
WBLM...Portland	102.9 FM
WEBB...Augusta	98.5 FM
WEZQ...Bangor	92.9 FM
WEGP...Presque Isle	1390 AM

Connecticut

WTIC...Hartford	1080 AM
WINY...Putnam	1350 AM
WMOS...New London	102.3 FM
WGCH...Greenwich	1490 AM
WINE...Brookfield	940 AM

New Hampshire

WFNQ...Nashua	106.3 FM
WPKQ...North Conway	103.7 FM
WSAK...Hampton	102.1 FM
WSHK...Portsmouth/Dover	105.3 FM
WNNH...Concord	99.1 FM
WLNH...Laconia	98.3 FM
WEMJ...Laconia	1490 AM
WING...Keene	98.7 FM
WXXX...Lebanon	100.5 FM

Vermont

WCPV...Burlington	101.3 FM
WDVT...Rutland	94.5 FM
WIKE...Newport	1490 AM
WKVT...Brattleboro	92.7 FM
WRFK...Barre/Montpelier	107.1 FM
WSTJ...St. Johnsbury	1340 AM

Rhode Island

WPRO...Providence	630 AM
WEAN...Providence	99.7 FM

New York

WINU...Albany	104.9 FM
WENU...Glens Falls	1410 AM
WHTK...Rochester	1280 AM



WINNINGEST PRO SPORTS TEAM SINCE 1994

PATRIOTS ARE SECOND WINNINGEST PRO SPORTS FRANCHISE SINCE 1994

Since the 1994 season, the Patriots have won 68.7 percent of their regular season games (239-109), compiling the highest winning percentage in major American professional sports over that period. Since 1994, there have been 145 franchises that have fielded teams in the five major American sports leagues (NFL, MLB, NBA, NHL and MLS).

HIGHEST WINNING PERCENTAGE IN MAJOR AMERICAN PROFESSIONAL SPORTS, 1994-PRESENT

(Regular Season – Includes National Football League, Major League Baseball, National Basketball Association, National Hockey League and Major League Soccer)

Records updated through games of December 7, 2015

Rk	Team	Lg	W	L	T/OTL	Pct.
1	New England Patriots	NFL	239	109	0	0.687
2	San Antonio Spurs	NBA	1164	532	0	0.686
3	Detroit Red Wings	NHL	937	436	226	0.657
4	Green Bay Packers	NFL	224	123	1	0.645
5	Pittsburgh Steelers	NFL	218	129	1	0.628
6	Denver Broncos	NFL	213	135	0	0.612
7	Los Angeles Lakers	NBA	1030	665	0	0.608
8	Indianapolis Colts	NFL	211	137	0	0.606
9	New Jersey Devils	NHL	848	532	219	0.599
10	Seattle Sounders FC	MLS	109	67	54	0.591
11	Dallas Stars	NHL	833	547	219	0.589
11	New York Yankees	MLB	2057	1436	0	0.589
13	Philadelphia Flyers	NHL	798	542	246	0.581
13	Colorado Avalanche/Quebec Nordiques	NHL	826	568	206	0.581
15	Utah Jazz	NBA	982	710	0	0.580
16	Dallas Mavericks	NBA	976	720	0	0.575
17	Miami Heat	NBA	961	722	0	0.571
18	St. Louis Blues	NHL	798	573	227	0.570
19	Oklahoma City/Seattle Thunder	NBA	964	730	0	0.569
20	Los Angeles Galaxy	MLS	295	210	123	0.568
21	Phoenix Suns	NBA	962	734	0	0.567
22	Boston Bruins	NHL	780	572	246	0.565
23	Atlanta Braves	MLB	1972	1524	0	0.564
24	Pittsburgh Penguins	NHL	802	602	193	0.563
25	San Jose Sharks	NHL	790	591	217	0.562
26	Houston Rockets	NBA	948	747	0	0.559
27	Vancouver Canucks	NHL	778	594	229	0.557
28	Indiana Pacers	NBA	940	752	0	0.556
29	Ottawa Senators	NHL	774	602	223	0.554
30	Philadelphia Eagles	NFL	191	155	1	0.552
31	Washington Capitals	NHL	770	608	218	0.551
32	Baltimore Ravens	NFL	172	143	1	0.546
33	Nashville Predators	NHL	618	502	175	0.545
34	Boston Red Sox	MLB	1903	1595	0	0.544
35	Montreal Canadiens	NHL	758	620	222	0.543
35	St. Louis Cardinals	MLB	1898	1597	0	0.543
37	Minnesota Wild	NHL	534	443	163	0.540
37	Portland TrailBlazers	NBA	915	781	0	0.540
39	New York Rangers	NHL	762	637	201	0.539
39	San Francisco 49ers	NFL	187	160	1	0.539
39	Anaheim Ducks	NHL	751	627	222	0.539
42	Chicago Blackhawks	NHL	738	618	234	0.538
43	Dallas Cowboys	NFL	186	162	0	0.534
44	Los Angeles Dodgers	MLB	1862	1635	0	0.532
44	Seattle Seahawks	NFL	185	163	0	0.532
46	Minnesota Vikings	NFL	184	163	1	0.530
46	Houston Dynamo	MLS	123	104	95	0.530
48	Los Angeles/Anaheim/CA Angels	MLB	1850	1649	0	0.529
49	Buffalo Sabres	NHL	736	650	214	0.527
49	Chicago Fire	MLS	230	200	135	0.527

NOTES: This analysis uses NFL rules when calculating winning percentage, counting ties as a half-win and a half-loss. For NHL teams, overtime losses (OTL) and ties from 2001-2004 (the NHL abolished ties in 2005-2006 and instituted a shootout system) are counted as ties when calculating winning percentage.

HIGHEST WINNING PERCENTAGE AMONG BOSTON-AREA MAJOR PROFESSIONAL SPORTS TEAMS, 1994-PRESENT

(Rankings listed below are each team's overall ranking among the 145 major American pro sports teams)

Records updated through games of December 7, 2015

Rank	Team	Lg	W	L	T/OTL	Pct.
1	New England Patriots	NFL	239	109	0	0.687
22	Boston Bruins	NHL	780	572	246	0.565
34	Boston Red Sox	MLB	1903	1595	0	0.544
87	Boston Celtics	NBA	831	863	0	0.491
99	New England Revolution	MLS	239	267	123	0.478