

# 2015 PHILADELPHIA EAGLES MEDIA GUIDE



**SUN DEC 6, 2015**

**GILLETTE STADIUM**

**EAGLES**

**— VS. —**

**PATRIOTS**

# PHILADELPHIA EAGLES GAME NOTES



## 2015 SCHEDULE AND RESULTS

### PRESEASON (3-1)

Sunday	August 16	Indianapolis	W, 36-10
Saturday	August 22	Baltimore	W, 40-17
Saturday	August 29	at Green Bay	W, 39-26
Thursday	September 3	at New York Jets	L, 18-24

### REGULAR SEASON (4-7)

Monday	September 14	at Atlanta	L, 24-26
Sunday	September 20	Dallas	L, 10-20
Sunday	September 27	at New York Jets	W, 24-17
Sunday	October 4	at Washington	L, 20-23
Sunday	October 11	New Orleans	W, 39-17
Monday	October 19	New York Giants	W, 27-7
Sunday	October 25	at Carolina	L, 16-27
Sunday	November 1	BYE	
Sunday	November 8	at Dallas	W, 33-27 (OT)
Sunday	November 15	Miami	L, 19-20
Sunday	November 22	Tampa Bay	L, 17-45
Thursday	November 26	at Detroit	L, 14-45
Sunday	December 6	at New England	4:25 pm (FOX)
Sunday	December 13	Buffalo	1:00 pm (CBS)
Sunday	December 20	Arizona	1:00 pm (FOX)
Saturday	December 26	Washington	8:25 pm (NFLN)
Sunday	January 3	at New York Giants	1:00 pm (FOX)

### POSTSEASON

AFC and NFC Wild Card Playoffs	January 9-10
AFC and NFC Divisional Playoffs	January 16-17
AFC and NFC Championship Games	January 24
Pro Bowl (Aloha Stadium, Honolulu, HI) (ESPN)	January 31
Super Bowl 50 (Levi's Stadium, Santa Clara, CA) (CBS)	February 7

## EAGLES-PATRIOTS SERIES

### SERIES HISTORY

- The Eagles and Patriots have met 12 times, including playoffs, with the series knotted at 6-6
- In New England, the Eagles are 1-4 all-time against the Patriots
- New England won the only regular-season meeting between the two teams at Gillette Stadium, defeating the Eagles 31-28 on November 25, 2007

### SERIES NOTES

- The series between the two teams began in 1973, as the Eagles defeated the Patriots, 24-23, at Veterans Stadium on the back of a game-winning Tom Dempsey field goal
- On February 6, 2005, Philadelphia and New England squared off in Super Bowl XXXIX in Jacksonville, FL. This was the Eagles second appearance in the Super Bowl (1980 vs. Oakland)
- The Eagles and Patriots have met only twice in the month of December, with the Birds winning both contests

### LAST 10 MEETINGS (SERIES TIED, 5-5)

October 8, 1978	New England 24-14 (at New England)
September 13, 1981	Philadelphia 13-3 (at Philadelphia)
December 9, 1984	Philadelphia 27-17 (at Philadelphia)
November 29, 1987	Philadelphia 34-31 OT (at New England)
November 4, 1990	Philadelphia 48-20 (at Philadelphia)
December 19, 1999	Philadelphia 24-9 (at Philadelphia)
September 14, 2003	New England 31-10 (at Philadelphia)
February 6, 2005	New England 24-21 (in Jacksonville) Super Bowl XXXIX
November 25, 2007	New England 31-28 (at New England)
November 27, 2011	New England 38-20 (at Philadelphia)

## PHILADELPHIA EAGLES (4-7)

## NEW ENGLAND PATRIOTS (10-1)



### WEEK 13

SUNDAY, DECEMBER 6, 2015 | 4:25 PM

GILLETTE STADIUM, FOXBOROUGH, MA

The Eagles kick off the month of December as they travel to Foxborough, MA, to square off against the defending Super Bowl Champion New England Patriots on Sunday afternoon. Sunday's game marks the 13th meeting, including playoffs, between the two teams and the first regular-season matchup since November 27, 2011. Last week, the Eagles fell at the hands of the Detroit Lions, 45-14, on Thanksgiving Day.

## BROADCAST INFORMATION

### TELEVISION

FOX will broadcast the game to a regional audience with Thom Brennaman (play-by-play), former NFL defensive back Charles Davis (commentary) and Super Bowl XXXV champion defensive tackle Tony Siragusa (sideline) calling the action.

### EAGLES RADIO

The longest tenured play-by-play man in the NFL, Merrill Reese, will call the game on 94WIP and the Eagles Radio Network with former Eagles All-Pro wide receiver Mike Quick providing analysis. Howard Eskin will report from the sidelines.

### EAGLES SPANISH RADIO

Rickie Ricardo, Gus Salazar and Macu Berral will handle the broadcast in Spanish on El Zol (1340 AM) in Philadelphia.

## NOTES FROM THE NEST

### TAKE IT AWAY, TAKE IT AWAY, TAKE IT AWAY NOW

- The Birds have forced 15 fumbles this season, which is tied for the NFL lead. Additionally, DE Fletcher Cox, S Malcolm Jenkins and LB Brandon Graham (each with three forced fumbles) are the only trio of teammates to have notched three forced fumbles this season
- Since the start of the 2013 season, the Eagles (80) have forced the second-most turnovers in the league, trailing only the Carolina Panthers (84)

### THAT'S TIGHT

- The Eagles are one of only three teams in the league to feature two tight ends with at least 250 yards receiving (Denver and San Diego). TE Brent Celek has totaled 20 catches for 294 yards, while TE Zach Ertz ranks second on the team in receiving yards (394) and third in receptions (38)
- Celek (364 career receptions) needs eight catches to pass Keith Byars (371) for fifth place and 10 receptions to pass Pete Pihos (373) for fourth in Eagles history. With 36 more receiving yards, Celek (4,609) will move into the top 10 in Eagles history in receiving yards, passing Fred Barnett (4,634)
- Over the last three games, Celek has recorded 13 catches for 223 yards and a TD. His 223 yards are the third most by a tight end over the span, trailing only Titans TE Delanie Walker (252) and Patriots TE Rob Gronkowski (238)

### SURGING SPECIALISTS

- P Donnie Jones is on pace to set the franchise's single-season record in net average (39.9) and is currently second in single-season gross punting average (45.6)
- With two special teams tackles against the Lions in Week 12, TE Trey Burton (15) surpassed the 2014 team high of 14 set by S Chris Maragos. Burton's 15 tackles are the most by an Eagle in the regular season since S Colt Anderson notched 16 in 2013



# PHILADELPHIA EAGLES GAME NOTES



## NOTABLE CONNECTIONS



### EAGLES CONNECTIONS

- WR **Jonathan Krause** was signed to the Patriots practice squad in October 2014 and spent the entirety of the 2015 offseason with New England before being released on September 19, 2015
- LB **Deontae Skinner** was an undrafted free agent signee of the Patriots in 2014 and appeared in seven games with one start during his rookie year in New England
- Defensive Backs Coach **Cory Undlin** began his NFL coaching career as a defensive assistant with the Patriots in 2004

### PATRIOTS CONNECTIONS

- WR **Danny Amendola** spent the 2009 offseason with the Eagles and was a member of the team's practice squad for three weeks at the beginning of the 2009 season
- S **Patrick Chung** spent the 2013 season with the Eagles, playing in 12 games (10 starts) and recording 56 tackles and seven passes defended
- Special Teams Coach **Joe Judge** was born in Philadelphia and played football at Landsdale (PA) Catholic High School
- Assistant to the Coaching Staff **Michael Lombardi** spent two seasons in the Eagles personnel department from 1997-98
- Injured Reserve WR **Brandon Gibson** was originally a sixth-round selection of the Eagles in 2009 and spent a season with the team before being traded to the Rams in exchange for S Will Witherspoon
- Injured Reserve RB **Dion Lewis** was a fifth-round pick of the Eagles in 2011 and appeared in 24 games during his two years with the team

### LOCAL TIES

- Philadelphia Eagles Chairman and CEO **Jeffrey Lurie** hails from Boston. Prior to entering the NFL, Lurie served as an adjunct assistant professor at Boston University. He also earned a B.A. from Clark University (Worcester, MA), a master's degree from Boston University and a Ph.D. from Brandeis University (Waltham, MA)
- Eagles Head Coach **Chip Kelly** grew up in New Hampshire and coached for 14 years at the University of New Hampshire
- Defensive Line Coach/Assistant Head Coach **Jerry Azzinaro** spent the first 20 seasons of his coaching career at various stops in the state of Massachusetts, including American International, Westfield, Western New England University, UMass and Boston College
- Outside Linebackers Coach **Bill McGovern** also has deep Massachusetts ties. After playing collegiately at Holy Cross, McGovern held coaching stints at his alma mater, UMass and Boston College, where he spent the previous 13 seasons prior to joining the Eagles
- Wide Receivers coach **Bob Bicknell** played three years as a tight end at Boston College and spent the first five years of his coaching career at Boston University
- Assistant Defensive Line Coach **Mike Dawson** played three seasons at UMass-Amherst and held coaching stints at UMass-Lowell and Boston College
- Quarterbacks Coach **Ryan Day** played at the University of New Hampshire under Chip Kelly and began his coaching career as the tight ends coach at his alma mater. Day held three separate stints as a coach at Boston College as an offensive graduate assistant (2003-04), wide receivers coach (2007-11) and offensive coordinator/quarterbacks coach (2013-14)
- Four members of the Patriots attended Rutgers University in New Brunswick, NJ: LB **Jonathan Freeny**, DB **Duron Harmon**, DB **Devin McCourty** and CB **Logan Ryan**

## ON THE OFFENSIVE



Since 2013, the Eagles offense ranks in the top 10 in several offensive categories:

- 1st in plays of 20+ yards (222 total)
- 1st in passing plays of 20+ yards (181 total)
- 1st in touchdowns of 20+ yards (45 total)
- 2nd in rushing plays of 20+ yards (41 total)
- 2nd in rushing yards per game (135.3 per game)
- 3rd in total net yards per game (395.4 per game)
- 4th in points per game (27.0 per game)
- 4th in passing yards per completion (12.31 per completion)
- 4th in rushing yards per attempt (4.52 per attempt)
- 4th in receptions of 25+ yards (102 total)
- 5th in scrimmage yards per touch (7.9 per touch)
- 7th in passing yards per attempt (7.65 per attempt)
- 9th in net passing yards per game (260.1 per game)

In 2014, the Eagles continued to be an offensive force in the NFL, setting franchise records in the following categories:

- **Points** – 474 (Previous record was 442 set in 2013)
- **Touchdowns** – 54 (Previous record was 53 set in 2013)
- **Passing yards** – 4,581 (Previous record was 4,406 set in 2013)
- **Completions** – 390 (Previous record was 367 set in 2012)
- **First downs** – 356 (Previous record was also 356 set in 2011)
- **Passing first downs** – 218 (Previous record was 204 set in 2008)
- **Ind. Completion Percentage** – 64.1% by Mark Sanchez in 2014 (Previous record was 64.0% by Nick Foles in 2013)

## STOUT STOPPERS



Through the first 12 weeks of the 2015 season, the Philadelphia defense has seen success in forcing turnovers and limiting "X" plays by their opponents. The Eagles defense ranks in the NFL's top 10 in the following categories:

- 1st in touchdowns of 20+ yards allowed (3)
- T-1st in forced fumbles (15)
- T-4th in takeaways (21)
- 5th in opponent three & out drive percentage (26.1% of drives)
- 5th in opponent yards after catch (4.9 yards per reception)\*
- T-6th in opponent negative plays (80)
- T-6th in opponent fumble recoveries (9)
- 8th in interceptions (12)

\*This stat is updated by the league every Tuesday by noon and does not reflect the team's most recent game

## SPECIAL FORCES



Since the start of the 2014 season, the Eagles special teams unit has been instrumental to the team's success, accounting for eight total touchdowns (three punt return TDs, three blocked punts returned for touchdowns and two kickoff return TDs). In Week 3 of the 2015 season, RB Darren Sproles moved into second place on the team's all-time punt return touchdown leaderboard with a dazzling 89-yard scamper, his third as an Eagle and the eighth return touchdown of his career. Since 2014, the Eagles rank in the top five in the NFL in the following categories:

- 1st in total kick and punt return touchdowns (five)
- T-1st in blocked punts (four)
- T-1st in punt return touchdowns (three - all by Darren Sproles)
- 2nd in punt return average (12.2 yards per return)
- 3rd in punts downed inside the 20 (55)
- 5th in kickoff return average (25.9 yards per return)

# CHIP KELLY | HEAD COACH



Chip Kelly is in his third season in Philadelphia after being named head coach of the Eagles on January 16, 2013. Kelly joined the Eagles after a successful four-year reign manning the sidelines at the University of Oregon.



In his first two NFL seasons, Kelly has produced a pair of 10-win seasons and led the Eagles to an NFC East division title in 2013, his first in professional football. He became just the 2nd head coach in league history to win a division title in his first season in the NFL.

From 2013-14, Kelly and the Eagles generated an offense that ranked 2nd in the league in total net yards (407.0 per game), points per game (28.6) and rushing yards per game (142.5). In addition, the Eagles lead the league in total plays of 20+ yards and passing plays of 20+ yards.

The Eagles offense also set a plethora of franchise records in Kelly's first two seasons. In 2013, the Eagles scored a team-record 442 points, only to shatter that with 474 points in 2014. In 2013, the Eagles set the record for total net yards (2013) in a season. Individually, RB LeSean McCoy set the franchise record for rushing yards and scrimmage yards in a season in 2013, while QB Nick Foles had the 3rd best QB rating in NFL history in 2013. In 2014, QB Mark Sanchez set a team record with a 64.1 completion percentage.

In 2013, the Eagles set an NFL record with 99 plays of 20+ yards and became the first team since the 1991 Buffalo Bills to lead the league in rushing while ranking last in time of possession.

His four-year tenure at Oregon produced a 46-7 (.868) overall record and transformed the university into one of the nation's premiere football destinations.

Amidst Kelly's meteoric rise, he became the first coach in Oregon's history to guide the program to three undisputed conference championships from 2009-11. Additionally, the Ducks made an appearance in a BCS Bowl game in each of Kelly's four seasons as head coach. In just Kelly's second season, Oregon earned a trip to the BCS National Championship game in 2010.

In his four seasons at Oregon, the Ducks scored a whopping 44.7 points per game. They also led the FBS in big plays, including 25-yard passing plays (220) and 25-yard rushes (110).

His 2012 Ducks squad finished 12-1 and ranked fourth in total offense accumulating nearly 7,000 yards while scoring an average of 49.6 points per game. They rushed for 315.2 yards per game while ranking fifth, averaging 537.4 total yards.

Known as a football junkie, Kelly has a matter-of-fact leadership style in addition to his mastery of the spread offense. Following Oregon's run at a potential national title in 2010, Kelly's leadership was recognized with a multitude of Coach of the Year awards from outlets such as *Associated Press*, *Sporting News*, The Walter Camp Football Foundation and other postseason titles including the Eddie Robinson Coach of the Year, AFCA Coach of the Year and Pac-10 Coach of the Year.

Prior to taking over as Oregon's head coach, Kelly spent two seasons as the team's offensive coordinator. In his first season leading the team's offense, the Ducks were forced into playing four different starting quarterbacks during the final four games of 2007. Kelly's plug-and-play style was cemented when the team had an impressive 56-21 Sun Bowl victory over South Florida.

## KELLY'S COACHING TIMELINE

1990	Columbia	Def. Backs/Special Teams (Freshman)
1991	Columbia	Outside LBs/Strong Safeties (Varsity)
1992	New Hampshire	Running Backs
1993	Johns Hopkins	Defensive Coordinator
1994-96	New Hampshire	Running Backs
1997-98	New Hampshire	Offensive Line
1999-2006	New Hampshire	Offensive Coordinator
2007-08	Oregon	Offensive Coordinator
2009-12	Oregon	Head Coach
2013-	Philadelphia	Head Coach

## KELLY'S HEAD COACHING RECORD

COLLEGE			
2009	Oregon	10-3 (.769)	Rose Bowl (L)
2010	Oregon	12-1 (.923)	BCS Championship (L)
2011	Oregon	12-2 (.857)	Rose Bowl (W)
2012	Oregon	12-1 (.923)	Fiesta Bowl (W)
TOTALS		46-7 (.868)	2-2
NFL			
2013	Philadelphia	10-6 (.625)	Playoffs (0-1), 1st NFC East
2014	Philadelphia	10-6 (.625)	2nd in NFC East
2015	Philadelphia	4-7 (.364)	
TOTALS		24-19 (.558)	Playoffs 0-1 (.000)

Before joining Oregon's program, Kelly served as New Hampshire's offensive coordinator and quarterbacks coach from 1999-2006. His offenses at his alma mater averaged more than 400 yards of total offense in seven of his eight seasons and more than 30 points per game in his final four years. As a result, three Wildcats received first-team All-America acclaim in each of his last two seasons in the Granite State. In 2006, junior QB Ricky Santos earned the Walter Payton Award as the most outstanding player in FCS.

Ironically, Kelly got his first taste of coaching on the defensive side of the ball with Columbia in 1990. And in 1993, he was named the defensive coordinator at Johns Hopkins.

A product of the University of New Hampshire, Kelly earned a bachelor's degree in physical education. He played quarterback and defensive back for legendary coach Bill Bowes at UNH from 1981-84.

The third of four boys, Kelly attended Manchester (NH) Central High School and starred in football and track. Kelly, whose first love was hockey, played in the Manchester Regional Youth Hockey Association, and also made time for the local CYO basketball team.

Charles Kelly was born in Dover, NH, on November 25, 1963 and is the son of Paul and Jean Kelly. Paul is a retired trial lawyer.



# COACHES CAPSULES

## PAT SHURMUR Offensive Coordinator

13th year in Philadelphia



- In 2014, oversaw an offense that broke a team record by scoring 474 points, breaking the prior mark of 442 set in 2013
- The 2014 Eagles also set team records with 54 TDs, 390 completions, 4,581 gross passing yards, eight 300-yard passing games and 356 first downs
- Previously coached 10 seasons in Philadelphia as tight ends coach (1999-2001) and quarterbacks coach (2002-08)
- Was head coach of the Cleveland Browns (2011-12) and offensive coordinator of the St. Louis Rams (2009-10)
- As Rams offensive coordinator, Sam Bradford earned NFL Offensive Rookie of the Year honors in 2010 and RB Steven Jackson led the NFL in rushing in 2009
- In Philadelphia, helped guide Donovan McNabb to three Pro Bowl berths
- His uncle, the late Fritz Shurmur, was a legendary NFL defensive coordinator
- Coached 11 seasons in college at his alma mater Michigan State (1988-97) and at Stanford (1998)

## BILL DAVIS Defensive Coordinator

3rd year in Philadelphia



- In 2014, the Eagles tied for 2nd in the NFL in sacks (49), ranked 5th in rush yards per attempt (3.7), and tied for 6th in takeaways (28), including an NFL-high 23 forced fumbles
- In first season in Philly, ranked tied for 3rd in the NFL with 31 takeaways
- Served as defensive coordinator of Arizona (2009-10) and San Francisco (2005-06)
- Most recently was the linebackers coach in Cleveland under Pat Shurmur (2011-12)
- In his 21-year NFL coaching career, worked under some of the game's best defensive minds in Dom Capers, Bill Cowher, Vic Fangio, Dick LeBeau, Mike Nolan, Wade Phillips and Marvin Lewis
- Has coached 9 Pro Bowlers: Keith Brooking, Darnell Dockett, Kevin Greene, Walt Harris, Lamar Lathon, Dominique Rodgers-Cromartie, Antrel Rolle, Adrian Wilson and Connor Barwin
- His father, Bill, Sr., spent 13 seasons in NFL as coach and executive including two stints in Philadelphia. He was the Eagles VP of Player Personnel from 1988-89

## DAVE FIPP Special Teams Coordinator

3rd year in Philadelphia



- Under his guidance in 2014, the Eagles ranked first in the annual special teams rankings compiled by Rick Gosselin of the *Dallas Morning News*
- Accounted for a franchise-best and NFL-high seven TDs via special teams in 2014 and sent three players to the Pro Bowl (returner Darren Sproles, rookie kicker Cody Parkey and long snapper Jon Dorenbos)
- Spent 2011-12 with Miami Dolphins as assistant special teams coach. Those units ranked 2nd (2011) and 4th (2012) in Gosselin's rankings
- Served in same capacity for the San Francisco 49ers (2008-10)
- Coached in college for 10 years at San Jose St., Nevada, Cal Poly, Holy Cross and his alma mater, Arizona
- Walked on at Arizona and played from 1994-97 as a safety and special teamer

## GREG AUSTIN Assistant Offensive Line

3rd year in Philadelphia



- Served as a graduate assistant under Chip Kelly at Oregon from 2011-12
- An offensive lineman at Nebraska (2003-06), started 10 games at left guard in 2005
- Garnered All-Big 12 Academic recognition (2004-05) and earned master's degree in sports management from Central Florida

## JERRY AZZINARO Defensive Line/Asst. Head Coach

3rd year in Philadelphia



- His defensive line helped the Eagles rank 5th in the NFL in yards per rushing attempt (3.7) in 2014
- Under his direction, defensive end Fletcher Cox earned 2nd-team All-Pro honors in 2014
- Served as the defensive line coach at Oregon from 2009-12
- Worked with Eagles DE Vinny Curry while at Marshall and DE Dwight Freeney while at Syracuse
- Was the defensive coordinator at Duke (2004-06), UMass (1994, 1997) and at his alma mater, American International (1987-91)

## BOB BICKNELL Wide Receivers

3rd year in Philadelphia



- In 2014, Eagles had three WRs with 50+ catches for 2nd time in franchise history (Jeremy Maclin, rookie Jordan Matthews and Riley Cooper)
- Spent six seasons as an assistant with Buffalo and Kansas City, tutoring Stevie Johnson as a WR coach in Buffalo and Brian Waters as offensive line coach in KC
- Coached 8 seasons in NFL Europe (1998-2005) and helped his teams earn three World Bowl championships
- Served as Temple's O-line coach in 2006
- Father, Jack, was head coach at Boston College and in NFL Europe. Brother, Jack, Jr., is asst. O-line coach for the Dolphins

## MICHAEL CLAY Assistant Special Teams

2nd year in Philadelphia



- Originally joined the Eagles in 2014 as the defensive quality control
- Earned 2nd-team All-Pac 12 honors as a senior linebacker at Oregon in 2012, posting 101 tackles and 3 sacks
- At Oregon, played alongside Eagles LB Kiko Alonso
- Signed as a rookie free with the Miami Dolphins in 2013

## MIKE DAWSON Assistant Defensive Line

3rd year in Philadelphia



- Served as Eagles defensive quality control coach in 2013 before being named to his current post in 2014
- Served as special teams coach for Boston College (2009-11). Also coached in college at Akron, New Hampshire, Pittsburgh, Maine and his alma mater, UMass-Lowell

## RYAN DAY Quarterbacks

1st year in Philadelphia



- Joined Eagles in 2015 after two-year stint at Boston College as their offensive coordinator. Also worked at BC from 2003-04 and 2007-11.
- Worked at Temple in 2006 and 2012 and served as a graduate assistant under Urban Meyer at Florida in 2005
- Three-year starter at quarterback at New Hampshire under then offensive coordinator Chip Kelly

# COACHES CAPSULES

## **MATTHEW HARPER** Assistant Defensive Backs

3rd year in Philadelphia



- Spent first two years in Philadelphia as the Eagles assistant special teams coach. In 2014, the Eagles ranked first in special teams rankings compiled annually by *Dallas Morning News* columnist Rick Gosselin
- Worked as a coaching intern and graduate assistant at Oregon from 2009-12
- Played two seasons as a safety at Oregon (2006-07) after transferring from the City College of San Francisco
- Son of two-time Nebraska All-America DE and 11-year NFL vet Willie Harper

## **BILL McGOVERN** Outside Linebackers

3rd year in Philadelphia



- In 2014, Connor Barwin became the first Eagles linebacker to earn a Pro Bowl berth since 2005 (Jeremiah Trotter). Barwin also earned 2nd-team All-Pro honors with an NFC-leading 14.5 sacks
- Joined Eagles in 2013 after 12-year stint as Boston College's linebacker coach, including last four as defensive coordinator
- Helped guide two linebackers to ACC Defensive Player of the Year honors: Mark Herzlich and Luke Kuechly, the latter of whom garnered the Bronco Nagurski Trophy as the nation's top defensive player
- Also coached on the collegiate level at Pittsburgh, Massachusetts, Pennsylvania and his alma mater, Holy Cross
- A four-year starter at defensive back at Holy Cross, he was inducted into their Hall of Fame in 1996

## **RICK MINTER** Inside Linebackers

3rd year in Philadelphia



- Served as Cincinnati's head coach from 1994-2003 and had several future head coaches on his staff: John Harbaugh, Mike Tomlin, Rex Ryan, and Florida State's Jimbo Fisher
- As the Bearcats head coach, helped end their 40-year bowl drought while recruiting future Eagles Trent Cole and Brent Celek
- Served as defensive coordinator at Kentucky (2011-12), Marshall (2008-09), Notre Dame (1992-93, 2005-07), South Carolina (2004) and Ball State (1985-91)

## **JUSTIN PEELE** Tight Ends

3rd year in Philadelphia



- Spent first two seasons in Philadelphia as the assistant tight ends coach
- Played tight end for 10 seasons in NFL with San Diego, Miami, Atlanta and San Francisco. Caught 123 passes and 12 TDs in 151 games
- Drafted in 4th round in 2002 by Chargers from Oregon, where he finished with 70 career catches and 14 scores
- Was a four-time All-Pac 10 Academic Team selection

## **BRIAN SMITH** Assistant Linebackers

1st year in Philadelphia



- Joined the Eagles in 2015 after spending past eight seasons with the NY Jets, including the last two years as an assistant defensive backs coach
- A native of nearby Wilmington, DE, was a three-year starter as a defensive back at Massachusetts
- Began coaching career at his alma mater in 2004 and was the school's wide receivers coach from 2005-06. Worked with NY Giants WR Victor Cruz at UMass

## **DUCE STALEY** Running Backs

5th year in Philadelphia



- In 2013, helped All-Pro RB LeSean McCoy become the first Eagle to lead the NFL in rushing and scrimmage yards since 1947
- Worked first two seasons in Philadelphia as an assistant special teams coach, while helping with the running backs
- Gained 5,785 yards during his 10-year NFL career with Philadelphia (1997-2003) and Pittsburgh (2004-06)
- A 3rd round pick of Eagles in 1997, ranks 5th on team's all-time rushing list. Is one of three Eagles to top the 200-yard rushing mark in a game (Steve Van Buren and LeSean McCoy)
- Earned a Super Bowl championship ring with the Steelers in 2005
- His Eagle teammates voted him offensive MVP three times (1998, 1999, and 2002)
- Was elected to South Carolina's Athletic Hall of Fame in 2012

## **JEFF STOUTLAND** Offensive Line

3rd year in Philadelphia



- Tutored three Pro Bowl selections in 2014 - Jason Peters, Jason Kelce and Evan Mathis. Worked with two All-Pro selections in 2013 - Peters and Mathis
- Coached one of the most best offensive lines in the nation at Alabama from 2011-12, including 2013 draft picks Chance Warmack, D.J. Fluker and Barrett Jones
- Helped Crimson Tide to a National Championship victory over Notre Dame in 2012
- Also coached successful offensive lines at Miami, FL (2007-10), Michigan St. (2000-06), Syracuse (1999) and Cornell (1993-96)

## **PRESS TAYLOR** Offensive Quality Control

3rd year in Philadelphia



- Spent two seasons as a graduate assistant/quarterbacks coach at Tulsa
- Brother, Zac, is the quarterbacks coach of the Miami Dolphins
- Spent two seasons as a reserve QB at Marshall after transferring from Butler Community College, where he led school to two JUCO championships (2007-08)

## **STEPHEN THOMAS** Defensive Quality Control

1st year in Philadelphia



- Joined Eagles in 2015 after spending previous three seasons as an assistant at Princeton, where he worked with Mike Zeuli, the 2014 Ivy League Defensive Player of the Year
- Also coached at Southern Mississippi, Delaware and SUNY Cortland
- The Brooklyn, NY, native was a standout safety at the University of Buffalo

## **CORY UNDLIN** Defensive Backs

1st year in Philadelphia



- New to the Eagles in 2015, he coached the past three seasons in Denver, including the last two with the defensive backs
- Coached three Pro Bowl defensive backs in Denver in 2014 - Aqib Talib, Chris Harris Jr., and T.J. Ward. The Broncos were ranked 3rd in the NFL in total defense
- Also had NFL stints in Jacksonville, Cleveland and New England
- Began coaching career at his alma mater California Lutheran, before moving on to Fresno State



# JEFFREY LURIE | CHAIRMAN AND CEO

Jeffrey Lurie, the dynamic owner and chairman of the Philadelphia Eagles, is defined by his accomplishments both on and off the field – accomplishments which when taken together reveal how hard he has worked for excellence.

Taking over a football franchise in 1994 that made the playoffs just 14 times in a 62-year span (23 percent), the Eagles have been a perennial contender under Lurie, earning playoff berths in 12 of his 20 seasons as owner (60 percent). The Eagles have a greater overall winning percentage and appeared in more playoff games (23) and won more (11) than all of the other ownership groups combined.

Off the field, his stewardship of Screen Pass Pictures has garnered two Academy Awards since 2010. And, under his guidance, the Eagles have become leaders with their charitable and environmental efforts.

Along the way, Lurie has earned the respect of NFL's top hierarchy as he serves on the NFL's Finance Committee, Broadcast Committee, Stadium Committee, International Committee and the Super Bowl Advisory Committee.

In 2013, Lurie hired renowned University of Oregon Head Coach Chip Kelly to be the 21st head coach of the Philadelphia Eagles. Coach Kelly replaced Andy Reid, the all-time winningest coach in franchise history, whom Lurie hired in 1999.

In his first two NFL seasons, Kelly produced a pair of 10-win seasons and led the Eagles to an NFC East division title in 2013, his first season in professional football. The Eagles offense also set a plethora of franchise records in Kelly's first two seasons, including total points, touchdowns, passing yards, gross passing yards, total net yards, plays of 20+ yards, completions, first downs and fewest turnovers.


Also in 2013, Screen Pass Pictures earned its second Academy Award for "Inocente," in the category of Best Documentary Short. The first Oscar came in 2010 for "Inside Job" which earned the Academy Award for Best Documentary Feature.

One of Lurie's charitable endeavors resulted in the creation of Eagles Youth Partnership (EYP), the team's nonprofit, 501(c)(3) charitable wing. Since its inception in 1995, EYP has developed into one of the most innovative nonprofit organizations in Philadelphia, winning awards internationally for its philanthropy.

The Eagles, based on the work of EYP, the Tackling Breast Cancer and Go Green campaigns, earned the coveted 2011 Sport Team of the Year Award by Beyond Sport, a global organization that promotes, develops and funds the use of sport to create positive social change across the world.

The Philadelphia Business Journal honored the Eagles as one of Philadelphia's top charitable corporations in 2010. "That giving attitude made them a winner in every category of the Corporate Philanthropy Awards," cited the publication in its announcement.

The Go Green program serves to better the environment by creating and sustaining programs that improve the quality of life in the Philadelphia region, green the environment and reduce the team's impact on the planet. The Eagles received the 2008 Ongoing Commitment Award from the Environmental Media Association for their efforts.



## BEHIND THE SCENES WITH LURIE

**Favorite Philadelphia restaurants:** Osteria, Tinto, Vernick, Barclay Prime, Le Virtu, Vietnam and Vietnam Cafe  
**Favorite Philadelphia breakfast spot:** Honey's Sit N Eat  
**On your iPod:** Ranges from The Doors to Bob Marley to Shakira  
**First concert attended:** Beach Boys  
**Favorite player growing up:** Bobby Orr  
**Favorite TV shows of all-time:** *Hogan's Heroes*, *The Fugitive*, *24*  
**Favorite books:** *The Kite Runner*, *Book of Daniel*  
**Favorite all-time movies:** *The Great Escape*, *The Godfather Part II*  
**Favorite recent movie:** *Silver Linings Playbook*  
**Favorite dog breeds:** Bernese Mountain Dog, Wheaten Terrier

Lurie is a director of the NLM Family Foundation, that devotes much of its resources to autism research and education. NLM co-funded a short documentary film entitled "Autism is a World" that received a nomination for a 2005 Academy Award.

More recently, the Lurie Family Foundation was established with an emphasis on health issues, especially in the areas of autism and cancer research. The Foundation also supports documentaries addressing global issues through Screen Pass Pictures.

"Autism is one of the most under-funded conditions in the country, and we need to raise awareness," said Lurie. "Those who have autism are wonderful people, usually highly intelligent, sweet and caring. They are often unable to effectively communicate with others. A great deal more research needs to be done."

Prior to entering business, Lurie served as an adjunct assistant professor of social policy at Boston University. He earned a B.A. from Clark University, a master's degree in psychology from Boston University and a Ph.D. in social policy from Brandeis University. Born on September 8, 1951, Lurie has two children. He is married and resides in the Philadelphia area with his wife, Tina.

## LURIE'S LANDMARKS

- Is the winningest owner in Eagles franchise history and has led the franchise longer than any owner in team history (21 years)
- Eagles Youth Partnership earned the coveted 2011 Sport Team of the Year Award by Beyond Sport, a global organization that promotes, develops and funds the use of sport to create positive social change across the world. They were a finalist for the award in 2010
- Under his direction, the Eagles "Go Green!" program was launched and quickly became a ground-breaking initiative aimed at improving the environment by creating programs that improve the quality of life in the Philadelphia region, green the environment and reduce the team's impact on the region's resources
- Lurie's Screen Pass Pictures served as executive producers of *Inocente*, which earned an Academy Award for Best Short Documentary in 2013, and the 2010 documentary film *Inside Job*, which earned the Academy Award for Best Documentary Feature
- Lurie is a director of the NLM Family Foundation, which devotes much of its resources to autism research and education. NLM co-funded a short documentary film entitled *Autism Is A World* that received a nomination for a 2005 Academy Award
- The Lurie Family Foundation was also established with an emphasis on health issues, especially in the areas of autism and cancer research

# PLAYER CAPSULES



## QUARTERBACKS



### 7 Sam Bradford 6th year T-StL-15 Oklahoma

- Acquired along with a 5th-round pick in 2015 in a trade with the Rams on March 10th for Nick Foles, a 2nd-round draft pick in 2016, and a 4th-round pick in 2015
- The first-overall pick in the 2010 NFL Draft, he earned 2010 NFL Offensive Rookie of the Year honors while working under Rams offensive coordinator Pat Shurmur, who holds the same position with the Eagles
- Set an NFL rookie record with 174 consecutive completions without an interception
- Was just the fourth rookie quarterback in NFL history to take all of his team's snaps over a 16-game season and the only one to do so in 2010
- In 2008, became the 2nd underclassman to ever win the Heisman Trophy as he led the Sooners to the BCS championship game

### 3 Mark Sanchez 7th year FA-14 USC

- Re-signed with the Eagles in the 2015 offseason, inking a two-year contract on March 11
- Set an Eagles franchise single-season record with a 64.1 completion percentage (198 for 309) in 2014
- In 2014, completed an Eagles franchise-record and career-high 37 passes for a career-high 374 passing yards at Washington (12/20/14)
- Threw for 332 yards, 2 TDs and a 102.5 QB rating in win vs. Carolina (11/10/14) during his first NFL start in 680 days
- The 5th-overall selection in the 2009 draft, led the Jets to consecutive AFC Championship games in his first two NFL seasons
- Signed with Eagles in 2014 after missing entire 2013 season (shoulder)
- Worked as a ball boy for Carson Palmer and his high school team at Santa Margarita

### 9 Thad Lewis 4th year FA-15 Duke

- Signed by the Eagles following Week 2 of the 2015 season after spending the duration of the preseason with the Cleveland Browns
- Appeared in six games with five starts for the Bills in 2013, completing 93 of 157 passes for 1,092 yards and four touchdowns
- Made his NFL debut for the Browns in 2012, starting the season finale and completing 22 of 33 attempts for 204 yards and a TD

## RUNNING BACKS



### 29 DeMarco Murray 5th year FA-Dal-15 Oklahoma

- Signed a five-year contract with the Eagles during the 2015 offseason
- A two-time Pro Bowler, 2014 AP first-team All-Pro selection, and the 2014 NFL Offensive Player of the Year, set Cowboys franchise records and led the NFL in 2014 with 1,845 yards rushing and 2,261 scrimmage yards, averaging 4.7 yards-per-carry and totaling 13 touchdowns
- Became the first player in NFL history to rush for 100-plus yards in each of his team's first eight games of the season, while topping the 1,000-yard mark in the process, becoming the fifth-fastest player in NFL history to do so
- Starred collegiately at Oklahoma alongside Eagles teammate QB Sam Bradford, earning first-team All-Big 12 honors as a senior
- In 2014, became just the seventh player since 1960 to record at least 12 games of 100-plus rushing yards in a single season

### 24 Ryan Mathews 6th year FA-SD-15 Fresno State

- Originally a first-round pick by the Chargers in 2010, signed a three-year deal with the Eagles during the 2015 offseason
- In 2013, was an All-AFC pick by the PFWA and was named the Chargers Offensive Player of the Year after setting career highs in carries (258) and rushing yards (1,255)
- Earned Pro Bowl honors in 2011 when he rushed for 1,091 yards and six TDs on 222 carries (4.9 avg.) and set career highs with 50 catches for 455 yards (9.1 avg.)

### 43 Darren Sproles 11th year T-NO-14 Kansas State

- Acquired in a trade from New Orleans in 2014, he leads the NFL in all-purpose yards since 2007 and set a NFL single-season record with 2,696 all-purpose yards in 2011
- Has three punt return touchdowns in his two years in Philadelphia, including two of the six longest in franchise history (89 and 82 yards)
- Ranks 8th in NFL history in combined kick and punt return yardage (10,715). Began NFL career with San Diego
- In 2014, had 1,237 all-purpose yards on 137 plays (9.0 avg) and led the NFL with a 13.0 punt return yard average, including 2 TDs (82 ydr. at SF, 65 ydr. vs. Car) en route to his first-career Pro Bowl selection
- Earned the nickname "Tank" growing up because he was 10+ pound baby ... wears jersey #43 in honor of his father Larry who wore that number in high school and college

### 34 Kenjon Barner 2nd year T-Car-14 Oregon

- Acquired from the Panthers on Aug. 19, 2014, in exchange for a conditional seventh-round draft pick in 2015
- A collegiate standout under Chip Kelly at Oregon, finished his collegiate career ranked second in school history with 3,623 rushing yards and tied for second with 41 rushing touchdowns

## WIDE RECEIVERS



### 81 Jordan Matthews 2nd year D2-14 Vanderbilt

- Leads team with 58 catches for 625 yards in 2015
- As a rookie, ranked 2nd on team in receptions (67), yards (872) and touchdown grabs (8). His reception and receiving yardage totals rank second all-time among Eagles rookies
- Completed his collegiate career as the SEC's all-time leader in receptions (262) and yards (3,759). Graduated from Vanderbilt in just three-and-a-half years with a degree in economics
- His cousin is Pro Football Hall of Fame WR Jerry Rice

### 14 Riley Cooper 6th year D5b-10 Florida

- Took advantage of his first opportunity to start in 2013 as he ranked 3rd in NFL with a 17.8 yards/catch (47 catches for 835 yards and 8 TDs)
- Signed a five-year contract in 2014 offseason
- Drafted twice by MLB teams (Phillies in 2006, Rangers in 2009)

### 17 Nelson Agholor Rookie D1-15 USC

- Finished his collegiate career with 179 catches for 2,571 yards and 20 TDs in 40 games with 30 starts
- Compiled 3,572 all-purpose yards and 24 TDs in his collegiate career and became just the 12th Trojan to notch 2,000 receiving yards
- Set a school record with four punt return touchdowns
- Started all 13 games as a junior in 2014 and led the team with 104 receptions, 1,313 yards and 12 receiving TDs (all career highs)



# PLAYER CAPSULES



**13 Josh Huff**      **2nd year**    **D3-14**      **Oregon**

- Was named the Week 12 NFC Special Teams Player of the Week after setting an Eagles record with his 107-yard kickoff return for a TD to start the game vs. Ten. (11/23/14)
- Finished his career at Oregon ranked first in TD catches (24, tied with 3 others), 7th in yards (2,366) and 8th in receptions (144)

**19 Miles Austin**      **10th year**    **FA-Cle-15**      **Monmouth**

- Spent first eight years of his pro career in Dallas, before playing in Cleveland in 2014. Signed a one-year deal with Eagles in 2015 offseason
- Earned two Pro Bowl nods in his career (2009 and 2010) with back-to-back 1,000 yard seasons
- In 2009 set career highs in every major receiving category, notching 81 receptions for 1,320 yards (16.3 avg.) and 11 TDs

**16 Seyi Ajirotutu**      **6th year**    **FA-SD-15**      **Fresno State**

- Signed a one-year contract with the Eagles in 2015 offseason
- Originally an undrafted free agent signee of the Chargers in 2012, was named San Diego's Special Team Player of the Year in 2014
- Led the Chargers in 2013 with 12 special teams tackles

**10 Jonathan Krause**      **1st year**    **FA-15**      **Vanderbilt**

- College teammate of Jordan Matthews was promoted from the practice squad on November 24. Spent with Browns and Patriots previously

## TIGHT ENDS



**87 Brent Celek**      **9th year**    **D5b-07**      **Cincinnati**

- One of the most durable and reliable players to suit up in an Eagles uniform, ranks 8th on the team's all-time receptions list (2nd among tight ends)
- Still motivated by the fact he was not invited to the NFL Combine
- Younger brother, Garrett, is a tight end for the 49ers
- Named to the 2014 Philadelphia Business Journal's 40-under-40 list for his business acumen

**86 Zach Ertz**      **3rd year**    **D2-13**      **Stanford**

- Ranked 3rd on the team in 2014 with 58 catches for 702 receiving yards, including a single-game team-record 15 catches at Washington on December 20
- Snagged 36 catches and 4 TDs as a rookie in 2013 after being the Eagles' highest-drafted tight end since 1988 (Keith Jackson)
- Tutored in high school by former 49ers All-Pro TE Brent Jones

**47 Trey Burton**      **2nd year**    **FA-14**      **Florida**

- Earned a spot on the PFWA All-Rookie team as a special teamer after notching seven tackles, blocking a punt and returning a blocked punt for a TD
- Lined up at five different positions during his college career (QB, WR, FB, TE and H-back)
- His grandfather, Lawrence Burton, was 7th-overall selection in 1975 NFL Draft and also sprinted for US in 1972 Summer Olympics in Munich

## OFFENSIVE LINE



**71 Jason Peters**      **12th year**    **T-Buf-09**      **Arkansas**

- Seven-time Pro Bowl and six-time All Pro offensive tackle
- Helped Eagles generate 6,348 total yards of offense: the fifth-most in the NFL in 2014
- Originally signed with the Buffalo Bills in 2004 as a rookie free agent tight end and was acquired by the Eagles via trade in 2009

**62 Jason Kelce**      **5th year**    **D6a-11**      **Cincinnati**

- One of the most athletic and cerebral centers in the NFL, earned Pro Bowl honors in 2014 becoming the first Eagles center to make the Pro Bowl since Jim Ringo in 1967
- Signed 7-year contract extension following the 2013 season
- Younger brother, Travis, is a tight end for the Chiefs

**65 Lane Johnson**      **3rd year**    **D1-13**      **Oklahoma**

- In 2014, started 12 games at right tackle and gave up just one sack
- The 4th-overall pick in the 2013 draft, started all 16 games at right tackle during his rookie season
- Played collegiately as a quarterback, tight end and defensive lineman before transitioning to offensive line

**76 Allen Barbre**      **8th year**    **FA-13**      **Missouri Southern St.**

- Injured ankle in 2014 season opener vs. Jax (9/7) and was placed on IR
- Agreed on a three-year contract extension with the Eagles during the 2014 offseason that will keep him in Philadelphia through 2017
- 4th-round pick of Packers in 2007 and played with GB, SEA and MIA

**64 Matt Tobin**      **3rd year**    **FA-13**      **Iowa**

- Played in 14 games and made seven starts in 2014 opening five games at LG and two at RG
- Started final 22 games of his college career and earned a roster spot with the Eagles as an undrafted free agent in 2013
- Walked on at Iowa and paid for own tuition by working in construction

**67 Dennis Kelly**      **4th year**    **D5-12**      **Purdue**

- In 2014, started at LG for the first time in his career at Ind. (9/15), filling in for an injured Evan Mathis
- Started 10 games as a rookie (3 at RG, 7 at RT) in 2012
- His brother Tim is the offensive quality control coach for the Texans

**68 Josh Andrews**      **1st year**    **FA-14**      **Oregon State**

- Spent his rookie season on the practice squad after being signed as a rookie free agent in 2014
- Started 25 consecutive games during his junior and senior campaigns

**79 Tanner Hawkinson**      **3rd year**    **PS-SF-15**      **Kansas**

- A 5th round draft pick of the Bengals in 2013, was signed off the 49ers practice squad on October 13

**77 Barrett Jones**      **3rd year**    **PS-Chi-15**      **Alabama**

- A 4th round draft pick of the Rams in 2013, was signed off the Bears practice squad on November 30. Was the winner of the Outland and Rimington awards while at Alabama

# PLAYER CAPSULES



**66 Andrew Gardner (IR)** 6th year FA-Hou-14 Georgia Tech

- Injured his right foot in the third game of 2015 at NY Jets and was placed on Injured Reserve
- Appeared in all 16 games for the Eagles in 2014, drawing starts in eight contests (six at right guard and two at right tackle)
- Saw reserve action with Texans from 2011-13 after stints with Miami, Baltimore, Minnesota and Cincinnati

**63 David Molk (IR)** 3rd year FA-14 Michigan

- In 2014, he appeared in seven games with four starts at center in 2014. Made his first NFL start at SF (9/28)
- A 7th-round pick by San Diego in 2012, he played 12 games as a rookie
- Suffered a torn biceps in season opener in 2015 and was placed on IR

## DEFENSIVE LINE



**91 Fletcher Cox** 4th year D1-12 Mississippi State

- Leads the Eagles with 5.5 sacks in 2015, including a career-best three of Drew Brees vs. New Orleans in week 5. Also forced three fumbles
- Powerful force on D-line had four sacks and three fumble recoveries, including one for his first NFL TD on Sept. 7 vs. Jacksonville, and was named second-team All-Pro in 2014
- Earned a spot on PFWA's All-Rookie team in 2012 after being selected 12th overall. Notched 5.5 sacks, 5th most by a rookie

**72 Cedric Thornton** 4th year FA-11 Southern Arkansas

- Recovered two fumbles vs. St. Louis (10/5/14), including one in the end zone for his first career touchdown
- Led Eagles D-line with 78 tackles in 2013, including five for a loss. It was his first season as a full-time starter
- Is one of five players from Division II Southern Arkansas to play in NFL

**96 Bennie Logan** 3rd year D3-13 LSU

- Registered 61 tackles in 2014 despite playing 55% of the snaps
- Started the final eight games of his rookie season (2013) as the Eagles went 7-1 in that stretch
- Anchored the defensive line of one of college football's top defenses while at LSU and was honored to wear famed jersey #18

**75 Vinny Curry** 4th year D2-12 Marshall

- Ranked 2nd on the team with a career-high nine sacks in 2014, to go along with four forced fumbles
- Tied for third on the team with four sacks in 2013

**94 Beau Allen** 2nd year D7-14 Wisconsin

- Posted 15 tackles and a half sack during his rookie season while playing 17% of the defensive snaps
- Never missed a game in college, totaling 94 tackles and 8 sacks

**93 Brandon Bair** 3rd year FA-13 Oregon

- In his first career game, blocked a Josh Scobee field goal attempt vs. Jax. (9/7/14), marking the first blocked field goal by an Eagle since 2011
- Spent 2013 season on the Eagles practice squad

**97 Taylor Hart** 2nd year D5-14 Oregon

- 2nd-team All-Pac 12 honoree in 2013 with 64 tackles and three sacks
- A former pupil of both Chip Kelly and Jerry Azzinaro at Oregon

## LINEBACKERS



**98 Connor Barwin** 7th year FA-Hou-13 Cincinnati

- Versatile linebacker ranked 4th in the NFL and first in the NFC with a career-high 14.5 sacks in 2014, most ever by an Eagles LB, earning second-team All-Pro and Pro Bowl honors
- Signed with the Eagles during the 2013 offseason after spending his first four NFL seasons in Houston
- His foundation, MTWBProject.org, raised \$170,000 from a charity concert in 2014 to help revitalize Ralph Brooks Park in South Philly
- Was a two-sport athlete in football and basketball in college

**59 DeMeco Ryans** 10th year T-Hou-12 Alabama

- A two-time All-Pro and Pro Bowl selection, was acquired in trade from Houston and led the Eagles in tackles in 2012 and 2013
- A 2nd round pick of the Texans in 2006, earned AP Defensive rookie of the year honors

**95 Mychal Kendricks** 4th year D2a-12 California

- Speedy, play-making backer missed four games early in 2014, but still finished with four sacks and 108 tackles
- Posted 137 tackles, four sacks and three interceptions in 2013
- The Pac-12 defensive player of the year in 2011 has been a fixture in the Eagles starting lineup since being drafted

**50 Kiko Alonso** 3rd year T-Buf-15 Oregon

- Acquired by the Eagles during the 2015 offseason in a trade with Buffalo for RB LeSean McCoy. Missed the 2014 season after tearing his ACL during the offseason
- Earned PFWA's NFL Defensive Rookie of the Year in 2013 after playing in all 1,145 of the Bills defensive snaps and recording 159 tackles, marking the third-highest total in the NFL in 2013

**55 Brandon Graham** 6th year D1-10 Michigan

- Originally a first-round pick of the Eagles in 2010, Graham re-signed in the 2015 offseason, inking a four-year contract on March 9
- Finished the 2014 season with 5.5 sacks and four forced fumbles and has 4.5 sacks so far in 2015

**90 Marcus Smith** 2nd year D1-14 Louisville

- A first-round pick of the Eagles in 2014, finished second in the NCAA with 14.5 sacks in 2013 and was named the American Athletic Conference Defensive Player of the Year
- Originally recruited to Louisville as a quarterback

**56 Bryan Braman** 5th year FA-14 West Texas A&M

- A proven forced on special teams, notched eight special teams tackles and blocked a punt in 2014, his first season with the Eagles
- Spent first three NFL seasons with Houston and was named a Pro Bowl alternate in 2012 after leading them with 16 STT and two blocked punts

**53 Najee Goode** 4th year W-TB-13 West Virginia

- Re-signed by the Eagles following Week 2 of the 2015 season after spending the previous two seasons with the team
- Quality reserve linebacker was acquired on waivers from Tampa Bay in 2013 ... Spent the 2014 season on IR with torn pectoral muscle



# PLAYER CAPSULES



## 58 Jordan Hicks (IR) Rookie D3-15 Texas

- In first 8 career NFL games, had team-leading 54 tackles, NFL-high 3 fumble recoveries, 2 interceptions (including one returned for a TD), 1 sack, and 1 forced fumble. Suffered torn pectoral tendon in team's 8th game at Dallas and was placed on Injured Reserve
- Appeared in 45 career games at Texas and amassed 299 tackles, including 24 for a loss, 5.5 sacks, two INTs, seven pass breakups, 12 special teams tackles and one fumble recovery
- As a senior in 2014, earned second-team All-Big 12 honors from the Associated Press and league coaches after notching 147 tackles

## 57 Travis Long (IR) 2nd year FA-13 Washington State

- Suffered a knee injury during 2015 training camp and was placed on IR
- Spent entire rookie season on the Eagles practice squad and was placed on IR for the 2014 season after sustaining a knee injury in the preseason finale vs. NYJ (8/28)

## DEFENSIVE BACKS



## 27 Malcolm Jenkins 7th year FA-N0-14 Ohio State

- In 2014, led team with 113 tackles and 3 INTs, becoming the first Eagles safety to have an INT in three consecutive games since Brian Dawkins in 2004
- A two-year captain of the Saints defense, signed three-year contract with Philadelphia in 2014 offseason
- Former first-round pick of the Saints in 2009 as a cornerback, was a second-team All-Pro selection in 2010
- In 2013, launched Rock Avenue Bow Ties, which specializes in the creation and design of neck wear and pocket squares

## 31 Byron Maxwell 5th year FA-Sea-15 Clemson

- Signed with the Eagles in the 2015 offseason after spending the first four years of his NFL career with the Seattle Seahawks
- Started for the Seahawks in Super Bowls XLVIII and XLIX
- His seven INTs since 2013 ties for the fourth-highest total among CBs
- Set career highs with the Seahawks in 2013 with four INTs and 12 passes defended

## 26 Walter Thurmond 6th year FA-NYG-15 Oregon

- Leads team with three interceptions in 2015
- A versatile defensive back, signed with the Eagles in the 2015 offseason after spending last season with the Giants
- Originally a fourth-round pick of the Seattle Seahawks in 2010, spent the first four years of his career in Seattle and started for the Seahawks at nickel corner in Super Bowl XLVIII

## 42 Chris Maragos 6th year FA-Sea-14 Wisconsin

- A special teams standout acquired in 2014, he recorded a team-high 14 special teams tackles in his first season with the Birds. Also forced a fumble, blocked a punt and recovered a blocked punt for a touchdown
- Was a reserve safety and key special teams player for the Super Bowl champion Seahawks in 2013

## 38 E.J. Biggers 7th year FA-Was-15 Western Michigan

- Signed with Eagles in 2015 after spending two years in Washington
- Originally a seventh-round pick of Tampa Bay in 2009

## 32 Eric Rowe Rookie D2-15 Utah

- A versatile defensive back who started at free safety for his first three seasons at Utah before moving to corner as a senior in 2014
- Earned honorable-mention All-Pac-12 honors in 2014 after finishing with 59 tackles, an INT and 13 pass breakups

## 37 Jaylen Watkins 2nd year D4-14 Florida

- Re-signed with Eagles on November 27 from the Bills practice squad

## 35 Denzel Rice Rookie FA-15 Coastal Carolina

- Ranked 3rd in school history at Coastal Carolina with 24 pass breakups

## 30 Ed Reynolds 1st year D5b-14 Stanford

- 5th round pick in 2014 was signed from practice squad on Nov. 20

## 23 Nolan Carroll (IR) 6th year FA-Mia-14 Maryland

- Former fifth-round pick of Miami in 2010, long and athletic corner signed by the Eagles in 2014
- Scored his first TD since high school in MNF win vs. NYG (10/19/15) when he returned an Eli Manning INT 17 yards for a TD

## 21 Jerome Couplin (IR) 2nd year PS-Det-14 William & Mary

- As a rookie in 2014, spent time with the Lions and Bills before he was signed by the Eagles off Detroit's practice squad on Dec. 10

## 36 JaCorey Shepherd (IR) Rookie D6a-15 Kansas

- Suffered a torn ACL in practice on August 9 that landed him on IR
- Finished his career at Kansas with 90 tackles, five INTs, and 37 passes defended

## SPECIALISTS



## 6 Caleb Sturgis 3rd year FA-15 Florida

- A 5th round draft pick of the Dolphins in 2013 from Florida, where he set school records in field goals in a career and in a season
- Kicked for the Dolphins from 2013-14, nailing 55 of his 71 field goal attempts and all 74 of his PATs

## 8 Donnie Jones 12th year FA-Hou-13 LSU

- In 2014, ranked tied for first in NFL with 34 punts downed inside the 20
- In 2013, set a franchise record in net punting average (40.4) while booting a career-high 33 kicks inside the 20-yard line
- Was a two-time All-Pro selection with St. Louis from 2008-09

## 46 Jon Dorenbos 13th year FA-06 Texas-El Paso

- Currently the longest tenured Eagle, has played in every game for Philadelphia since he signed during the latter half of the 2006 season. In 2013, was re-signed by the team to a four-year contract that will keep him in Philadelphia through 2017
- A renowned magician, he also earned his pilot's license during in 2014

## 1 Cody Parkey (IR) 2nd year T-Ind-14 Auburn

- Earned a Pro Bowl selection as a rookie in 2014 after ranking second in the NFL with 150 points and making 32 of 36 field goals, including a team-record four 50+ yard kicks
- His 150 points marked an NFL rookie scoring record and broke the Eagles single-season scoring record

# 2015 UNOFFICIAL DEPTH CHART



Compiled by the Eagles media relations staff

OFFENSE				
WR	14 Riley Cooper	19 Miles Austin		
LT	71 Jason Peters	65 Lane Johnson		
LG	76 Allen Barbre	79 Tanner Hawkinson		
C	62 Jason Kelce	68 Josh Andrews	77 Barrett Jones	
RG	64 Matt Tobin	67 Dennis Kelly		
RT	65 Lane Johnson	67 Dennis Kelly		
TE	87 Brent Celek	86 Zach Ertz	47 Trey Burton	
WR	17 Nelson Agholor	13 Josh Huff		
WR	81 Jordan Matthews	16 Seyi Ajirotutu	10 Jonathan Krause	
RB	29 DeMarco Murray	24 Ryan Mathews	43 Darren Sproles	34 Kenjon Barner
QB	7 Sam Bradford	3 Mark Sanchez	9 Thad Lewis	
DEFENSE				
DE	91 Fletcher Cox	97 Taylor Hart	93 Brandon Bair	
NT	96 Bennie Logan	94 Beau Allen		
DE	72 Cedric Thornton	75 Vinny Curry		
OLB	98 Connor Barwin	90 Marcus Smith		
ILB	59 DeMeco Ryans	50 Kiko Alonso		
ILB	95 Mychal Kendricks	53 Najee Goode		
OLB	55 Brandon Graham	56 Bryan Braman		
CB	31 Byron Maxwell	38 E.J. Biggers	35 Denzel Rice	
CB	32 Eric Rowe	37 Jaylen Watkins		
S	26 Walter Thurmond	42 Chris Maragos		
S	27 Malcolm Jenkins	30 Ed Reynolds		
SPECIAL TEAMS				
P	8 Donnie Jones			
K	6 Caleb Sturgis			
H	8 Donnie Jones	3 Mark Sanchez		
PR	43 Darren Sproles	34 Kenjon Barner	17 Nelson Agholor	
KOR	13 Josh Huff	34 Kenjon Barner	43 Darren Sproles	
LS	46 Jon Dorenbos			

PRONUNCIATION GUIDE	
Nelson Agholor	AGG-uh-lore
Seyi Ajirotutu	shay-EE ah-JEER-uh-too-too
Allen Barbre	BAR-ber
Kenjon Barner	ken-YON
Malcolm Bunche	BUNCH
Jerome Couplin	CUP-lynn
Jon Dorenbos	DORN-boss
Najee Goode	NAH-jee GOOD
Jason Kelce	KELL-see
Chris Maragos	MARE-uh-gose
Deontae Skinner	dee-ON-tay

PRACTICE SQUAD					
NO	NAME	POS	HT	WT	COLLEGE
4	Stephen Morris	QB	6-2	218	Miami (FL)
33	Mike Lee	CB	6-1	185	Fort Valley State
41	Randall Evans	DB	6-0	195	Kansas State
52	Brandon Hepburn	LB	6-4	235	Florida A&M
54	Deontae Skinner	LB	6-2	250	Mississippi State
69	Brett Boyko	T	6-6	301	UNLV
74	Malcolm Bunche	G	6-6	320	UCLA
78	Travis Raciti	DT	6-4	292	San Jose State
80	Freddie Martino	WR	6-0	195	North Greenville
85	Chris Pantale	TE	6-5	254	Boston College



# ALPHABETICAL ROSTER



NO	NAME	POS	HT	WT	DOB	AGE	EXP	COLLEGE	HOMETOWN	HOW ACQ
17	Agholor, Nelson	WR	6-0	198	5/24/93	22	R	USC	Tampa, FL	D1-15
16	Ajirotutu, Seyi	WR	6-3	215	6/12/87	28	6	Fresno St.	El Dorado Hills, CA	FA-SD-15
94	Allen, Beau	DT	6-2	333	11/14/91	24	2	Wisconsin	Minnetonka, MN	D7-14
50	Alonso, Kiko	LB	6-3	238	8/14/90	25	3	Oregon	Los Gatos, CA	T-Buf-15
68	Andrews, Josh	C/G	6-2	311	6/21/91	24	1	Oregon State	Ontario, CA	FA-14
19	Austin, Miles	WR	6-2	215	6/30/84	31	10	Monmouth	Garfield, NJ	FA-Cle-15
93	Bair, Brandon	DE	6-6	290	11/24/84	31	3	Oregon	St. Anthony, ID	FA-13
76	Barbre, Allen	G/T	6-4	310	6/22/84	31	8	Missouri Southern	Granby, MO	FA-13
34	Barner, Kenjon	RB	5-9	195	4/28/90	25	2	Oregon	Riverside, CA	T-Car-14
98	Barwin, Connor	LB	6-4	264	10/15/86	29	7	Cincinnati	Detroit, MI	FA-Hou-13
38	Biggers, E.J.	CB	6-0	185	6/13/87	28	7	Western Michigan	North Miami Beach, FL	FA-Was-15
7	Bradford, Sam	QB	6-4	224	11/08/87	28	6	Oklahoma	Oklahoma City, OK	T-StL-15
56	Braman, Bryan	LB	6-5	241	5/04/87	28	5	West Texas A&M	Spokane, WA	FA-Hou-14
47	Burton, Trey	TE	6-3	235	10/29/91	24	2	Florida	Venice, FL	FA-14
87	Celek, Brent	TE	6-4	255	1/25/85	30	9	Cincinnati	Cincinnati, OH	D5b-07
14	Cooper, Riley	WR	6-4	230	9/09/87	28	6	Florida	Clearwater, FL	D5b-10
91	Cox, Fletcher	DE	6-4	300	12/13/90	24	4	Mississippi State	Yazoo City, MS	D1-12
75	Curry, Vinny	DE	6-3	279	6/30/88	27	4	Marshall	Neptune, NJ	D2b-12
46	Dorenbos, Jon	LS	6-0	250	7/21/80	35	13	Texas-El Paso	Garden Grove, CA	FA-06
86	Ertz, Zach	TE	6-5	250	11/10/90	25	3	Stanford	Danville, CA	D2-13
53	Goode, Najee	LB	6-0	244	6/04/89	26	4	West Virginia	Cleveland, OH	W-TB-13
55	Graham, Brandon	LB	6-2	265	4/03/88	27	6	Michigan	Detroit, MI	D1-10
97	Hart, Taylor	DE	6-6	281	2/22/91	24	2	Oregon	Tualatin, OR	D5a-14
79	Hawkinson, Tanner	G/T	6-5	300	5/14/90	25	3	Kansas	McPherson, KS	PS-SF-15
13	Huff, Josh	WR	5-11	206	10/14/91	24	2	Oregon	Houston, TX	D3-14
27	Jenkins, Malcolm	S	6-0	204	12/20/87	27	7	Ohio State	Piscataway, NJ	FA-NO-14
65	Johnson, Lane	T	6-6	317	5/08/90	25	3	Oklahoma	Groveton, TX	D1-13
77	Jones, Barrett	C/G	6-4	308	5/25/90	25	3	Alabama	Cordova, TN	PS-Chi-15
8	Jones, Donnie	P	6-2	221	7/05/80	35	12	LSU	Baton Rouge, LA	FA-Hou-13
62	Kelce, Jason	C	6-3	295	11/05/87	28	5	Cincinnati	Cleveland, OH	D6a-11
67	Kelly, Dennis	G/T	6-8	321	1/16/90	25	4	Purdue	Chicago Heights, IL	D5-12
95	Kendricks, Mychal	LB	6-0	240	9/28/90	25	4	California	Fresno, CA	D2a-12
10	Krause, Jonathan	WR	5-11	190	1/18/92	23	1	Vanderbilt	Snellville, GA	FA-15
9	Lewis, Thad	QB	6-2	200	11/19/87	28	4	Duke	Hialeah, FL	FA-15
96	Logan, Bennie	DT	6-2	315	12/28/89	25	3	LSU	Coushatta, LA	D3-13
42	Maragos, Chris	S	5-10	200	1/06/87	28	6	Wisconsin	Racine, WI	FA-Sea-14
24	Mathews, Ryan	RB	6-0	220	10/10/87	28	6	Fresno St.	Bakersfield, CA	FA-SD-15
81	Matthews, Jordan	WR	6-3	212	7/16/92	23	2	Vanderbilt	Madison, AL	D2-14
31	Maxwell, Byron	CB	6-1	207	2/23/88	27	5	Clemson	North Charleston, SC	FA-Sea-15
29	Murray, DeMarco	RB	6-0	217	2/12/88	27	5	Oklahoma	Las Vegas, NV	FA-Dal-15
71	Peters, Jason	T	6-4	328	1/22/82	33	12	Arkansas	Queen City, TX	T-Buf-09
30	Reynolds, Ed	S	6-1	207	10/18/91	24	1	Stanford	Woodberry Forest, VA	D5b-14
35	Rice, Denzel	CB	6-0	196	3/31/93	22	R	Coastal Carolina	Winston-Salem, NC	FA-15
32	Rowe, Eric	DB	6-1	205	10/03/92	23	R	Utah	Klein, TX	D2-15
59	Ryans, DeMeco	LB	6-1	247	7/28/84	31	10	Alabama	Bessemer, AL	T-Hou-12
3	Sanchez, Mark	QB	6-2	225	11/11/86	29	7	USC	Mission Viejo, CA	FA-14
90	Smith, Marcus	LB	6-3	251	3/31/92	23	2	Louisville	Columbus, GA	D1-14
43	Sproles, Darren	RB	5-6	190	6/20/83	32	11	Kansas State	Olathe, KS	T-NO-14
6	Sturgis, Caleb	K	5-9	192	8/09/89	26	3	Florida	St. Augustine, FL	FA-15
72	Thornton, Cedric	DE	6-4	309	6/21/88	27	4	Southern Arkansas	Star City, AR	FA-11
26	Thurmond, Walter	DB	5-11	190	8/12/87	28	6	Oregon	West Covina, CA	FA-NYG-15
64	Tobin, Matt	G/T	6-6	290	6/05/90	25	3	Iowa	Dyersville, IA	FA-13
37	Watkins, Jaylen	DB	5-11	194	11/27/91	24	2	Florida	Cape Coral, FL	D4-14

## INJURED RESERVE

23	Carroll, Nolan	CB	6-1	205	1/18/87	28	6	Maryland	Green Cove Springs, FL	FA-Mia-14
21	Couplin, Jerome	S	6-2	215	8/31/91	24	2	William & Mary	Forestville, MD	PS-Det-14
66	Gardner, Andrew	T/G	6-6	308	4/04/86	29	6	Georgia Tech	Tyrone, GA	FA-Hou-14
58	Hicks, Jordan	LB	6-1	236	6/27/92	23	R	Texas	Cincinnati, OH	D3-15
57	Long, Travis	LB	6-4	255	7/24/91	24	2	Washington State	Spokane, WA	FA-13
63	Molk, David	C	6-1	290	12/15/88	26	3	Michigan	Lemont, IL	FA-14
1	Parkey, Cody	K	6-0	193	2/19/92	23	2	Auburn	Jupiter, FL	T-Ind-14
36	Shepherd, JaCorey	DB	5-11	199	3/29/93	22	R	Kansas	Mesquite, TX	D6a-15

# NUMERICAL ROSTER



NO	NAME	POS	HT	WT	DOB	AGE	EXP	COLLEGE	HOMETOWN	HOW ACQ	'15GP/S/IA
3	Mark Sanchez	QB	6-2	225	11/11/86	29	7	USC	Mission Viejo, CA	FA-14	3/2
6	Caleb Sturgis	K	5-9	192	8/09/89	26	3	Florida	St. Augustine, FL	FA-15	8/0
7	Sam Bradford	QB	6-4	224	11/08/87	28	6	Oklahoma	Oklahoma City, OK	T-StL-15	9/9/2
8	Donnie Jones	P	6-2	221	7/05/80	35	12	LSU	Baton Rouge, LA	FA-Hou-13	11/0
9	Thad Lewis	QB	6-2	200	11/19/87	28	4	Duke	Hialeah, FL	FA-15	0/0/7
10	Jonathan Krause	WR	5-11	190	1/18/92	23	1	Vanderbilt	Snellville, GA	FA-15	0/0/1
13	Josh Huff	WR	5-11	206	10/14/91	24	2	Oregon	Houston, TX	D3-14	10/4/1
14	Riley Cooper	WR	6-4	230	9/09/87	28	6	Florida	Clearwater, FL	D5b-10	11/9
16	Seyi Ajirotutu	WR	6-3	215	6/12/87	28	6	Fresno State	El Dorado Hills, CA	FA-SD-15	10/0/1
17	Nelson Agholor	WR	6-0	198	5/24/93	22	R	USC	Tampa, FL	D1-15	8/7/3
19	Miles Austin	WR	6-2	215	6/30/84	31	10	Monmouth	Garfield, NJ	FA-Cle-15	11/1
24	Ryan Mathews	RB	6-0	220	10/10/87	28	6	Fresno State	Bakersfield, CA	FA-SD-15	9/2/2
26	Walter Thurmond	DB	5-11	190	8/12/87	28	6	Oregon	West Covina, CA	FA-NYG-15	11/11
27	Malcolm Jenkins	S	6-0	204	12/20/87	27	7	Ohio State	Piscataway, NJ	FA-NO-14	11/11
29	DeMarco Murray	RB	6-0	217	2/12/88	27	5	Oklahoma	Las Vegas, NV	FA-Dal-15	10/8/1
30	Ed Reynolds	S	6-1	207	10/18/91	24	1	Stanford	Woodberry Forest, VA	D5b-14	1/0
31	Byron Maxwell	CB	6-1	207	2/23/88	27	5	Clemson	North Charleston, SC	FA-Sea-15	11/11
32	Eric Rowe	DB	6-1	205	10/03/92	23	R	Utah	Klein, TX	D2-15	11/0
34	Kenjon Barner	RB	5-9	195	4/28/90	25	2	Oregon	Riverside, CA	T-Car-14	5/0/4
35	Denzel Rice	CB	6-0	196	3/31/93	22	R	Coastal Carolina	Winston-Salem, NC	FA-15	3/0/8
37	Jaylen Watkins	DB	5-11	194	11/27/91	24	2	Florida	Cape Coral, FL	D4-14	0/0
38	E.J. Biggers	CB	6-0	185	6/13/87	28	7	Western Michigan	North Miami Beach, FL	FA-Was-15	11/1
42	Chris Maragos	S	5-10	200	1/06/87	28	6	Wisconsin	Racine, WI	FA-Sea-14	10/2/1
43	Darren Sproles	RB	5-6	190	6/20/83	32	11	Kansas State	Olathe, KS	T-NO-14	11/3
46	Jon Dorenbos	LS	6-0	250	7/21/80	35	13	Texas-El Paso	Garden Grove, CA	FA-06	11/0
47	Trey Burton	TE	6-3	235	10/29/91	24	2	Florida	Venice, FL	FA-14	11/0
50	Kiko Alonso	LB	6-3	238	8/14/90	25	3	Oregon	Los Gatos, CA	T-Buf-15	6/1/5
53	Najee Goode	LB	6-0	244	6/04/89	26	4	West Virginia	Cleveland, OH	W-TB-13	9/0
55	Brandon Graham	LB	6-2	265	4/03/88	27	6	Michigan	Detroit, MI	D1-10	11/8
56	Bryan Braman	LB	6-5	241	5/04/87	28	5	West Texas A&M	Spokane, WA	FA-Hou-14	11/0
59	DeMeco Ryans	LB	6-1	247	7/28/84	31	10	Alabama	Bessemer, AL	T-Hou-12	9/8/2
62	Jason Kelce	C	6-3	295	11/05/87	28	5	Cincinnati	Cleveland, OH	D6a-11	11/11
64	Matt Tobin	G/T	6-6	290	6/05/90	25	3	Iowa	Dyersville, IA	FA-13	11/8
65	Lane Johnson	T	6-6	317	5/08/90	25	3	Oklahoma	Groveton, TX	D1-13	11/11
67	Dennis Kelly	G/T	6-8	321	1/16/90	25	4	Purdue	Chicago Heights, IL	D5-12	9/2/2
68	Josh Andrews	C/G	6-2	311	6/21/91	24	1	Oregon State	Ontario, CA	FA-14	9/0/2
71	Jason Peters	T	6-4	328	1/22/82	33	12	Arkansas	Queen City, TX	T-Buf-09	9/9/2
72	Cedric Thornton	DE	6-4	309	6/21/88	27	4	Southern Arkansas	Star City, AR	FA-11	9/9/2
75	Vinny Curry	DE	6-3	279	6/30/88	27	4	Marshall	Neptune, NJ	D2b-12	11/0
76	Allen Barbre	G/T	6-4	310	6/22/84	31	8	Missouri Southern	Granby, MO	FA-13	11/11
77	Barrett Jones	C/G	6-4	308	5/25/90	25	3	Alabama	Cordova, TN	PS-Chi-15	0/0
79	Tanner Hawkinson	G/T	6-5	300	5/14/90	25	3	Kansas	McPherson, KS	PS-SF-15	0/0/4
81	Jordan Matthews	WR	6-3	212	7/16/92	23	2	Vanderbilt	Madison, AL	D2-14	11/7
86	Zach Ertz	TE	6-5	250	11/10/90	25	3	Stanford	Danville, CA	D2-13	10/5/1
87	Brent Celek	TE	6-4	255	1/25/85	30	9	Cincinnati	Cincinnati, OH	D5b-07	11/9
90	Marcus Smith	LB	6-3	251	3/31/92	23	2	Louisville	Columbus, GA	D1-14	8/0/3
91	Fletcher Cox	DE	6-4	300	12/13/90	24	4	Mississippi State	Yazoo City, MS	D1-12	11/11
93	Brandon Bair	DE	6-6	290	11/24/84	31	3	Oregon	St. Anthony, ID	FA-13	2/2/9
94	Beau Allen	DT	6-2	333	11/14/91	24	2	Wisconsin	Minnetonka, MN	D7-14	11/0
95	Mychal Kendricks	LB	6-0	240	9/28/90	25	4	California	Fresno, CA	D2a-12	8/8/3
96	Bennie Logan	DT	6-2	315	12/28/89	25	3	LSU	Coushatta, LA	D3-13	11/11
97	Taylor Hart	DE	6-6	281	2/22/91	24	2	Oregon	Tualatin, OR	D5a-14	9/0/2
98	Connor Barwin	LB	6-4	264	10/15/86	29	7	Cincinnati	Detroit, MI	FA-Hou-13	11/11

## INJURED RESERVE

1	Cody Parkey	K	6-0	193	2/19/92	23	2	Auburn	Jupiter, FL	T-Ind-14	3/0
21	Jerome Couplin	S	6-2	215	8/31/91	24	2	William & Mary	Forestville, MD	PS-Det-14	9/0
23	Nolan Carroll	CB	6-1	205	1/18/87	28	6	Maryland	Green Cove Springs, FL	FA-Mia-14	10/10
36	JaCorey Shepherd	DB	5-11	199	3/29/93	22	R	Kansas	Mesquite, TX	D6a-15	0/0
57	Travis Long	LB	6-4	255	7/24/91	24	2	Washington State	Spokane, WA	FA-13	0/0
58	Jordan Hicks	LB	6-1	236	6/27/92	23	R	Texas	Cincinnati, OH	D3-15	8/5
63	David Molk	C	6-1	290	12/15/88	26	3	Michigan	Lemont, IL	FA-14	1/0
66	Andrew Gardner	T/G	6-6	308	4/04/86	29	6	Georgia Tech	Tyrone, GA	FA-Hou-14	3/3

# POSITIONAL ROSTER

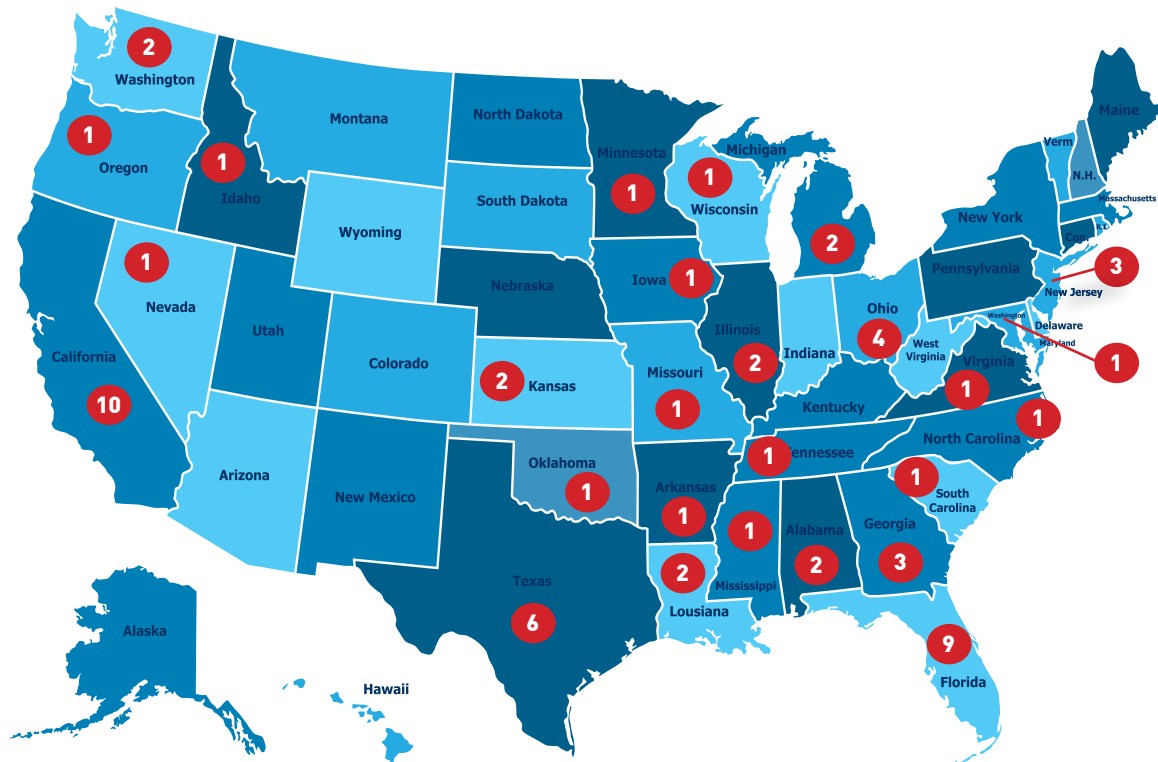


	NO	NAME	POS	HT	WT	DOB	AGE	EXP	COLLEGE	HOMETOWN	HOW ACQ
QB	3	Mark Sanchez	QB	6-2	225	11/11/86	29	7	USC	Mission Viejo, CA	FA-14
	7	Sam Bradford	QB	6-4	224	11/08/87	28	6	Oklahoma	Oklahoma City, OK	T-StL-15
	9	Thad Lewis	QB	6-2	200	11/19/87	28	4	Duke	Hialeah, FL	FA-15
RB	24	Ryan Mathews	RB	6-0	220	10/10/87	28	6	Fresno St.	Bakersfield, CA	FA-SD-15
	29	DeMarco Murray	RB	6-0	217	2/12/88	27	5	Oklahoma	Las Vegas, NV	FA-Dal-15
	34	Kenjon Barner	RB	5-9	195	4/28/90	25	2	Oregon	Riverside, CA	T-Car-14
	43	Darren Sproles	RB	5-6	190	6/20/83	32	11	Kansas State	Olathe, KS	T-NO-14
WR	10	Jonathan Krause	WR	5-11	190	1/18/92	23	1	Vanderbilt	Snellville, GA	FA-15
	13	Josh Huff	WR	5-11	206	10/14/91	24	2	Oregon	Houston, TX	D3-14
	14	Riley Cooper	WR	6-4	230	9/09/87	28	6	Florida	Clearwater, FL	D5b-10
	16	Seyi Ajirotutu	WR	6-3	215	6/12/87	28	6	Fresno St.	El Dorado Hills, CA	FA-SD-15
	17	Nelson Agholor	WR	6-0	198	5/24/93	22	R	USC	Tampa, FL	D1-15
	19	Miles Austin	WR	6-2	215	6/30/84	31	10	Monmouth	Garfield, NJ	FA-Cle-15
TE	81	Jordan Matthews	WR	6-3	212	7/16/92	23	2	Vanderbilt	Madison, AL	D2-14
	47	Trey Burton	TE	6-3	235	10/29/91	24	2	Florida	Venice, FL	FA-14
	86	Zach Ertz	TE	6-5	250	11/10/90	25	3	Stanford	Danville, CA	D2-13
O-LINE	87	Brent Celek	TE	6-4	255	1/25/85	30	9	Cincinnati	Cincinnati, OH	D5b-07
	62	Jason Kelce	C	6-3	295	11/05/87	28	5	Cincinnati	Cleveland, OH	D6a-11
	63	David Molk (IR)	C	6-1	290	12/15/88	26	3	Michigan	Lemont, IL	FA-14
	64	Matt Tobin	G/T	6-6	290	6/05/90	25	3	Iowa	Dyersville, IA	FA-13
	65	Lane Johnson	T	6-6	317	5/08/90	25	3	Oklahoma	Groveton, TX	D1-13
	66	Andrew Gardner	T/G	6-6	308	4/04/86	29	6	Georgia Tech	Tyrone, GA	FA-Hou-14
	67	Dennis Kelly	G/T	6-8	321	1/16/90	25	4	Purdue	Chicago Heights, IL	D5-12
	68	Josh Andrews	C/G	6-2	311	6/21/91	24	1	Oregon State	Ontario, CA	FA-14
	71	Jason Peters	T	6-4	328	1/22/82	33	12	Arkansas	Queen City, TX	T-Buf-09
	76	Allen Barbre	G/T	6-4	310	6/22/84	31	8	Missouri Southern	Granby, MO	FA-13
D-LINE	77	Barrett Jones	C/G	6-4	308	5/25/90	25	3	Alabama	Cordova, TN	PS-Chi-15
	79	Tanner Hawkinson	G/T	6-5	300	5/14/90	25	3	Kansas	McPherson, KS	PS-SF-15
	72	Cedric Thornton	DE	6-4	309	6/21/88	27	4	Southern Arkansas	Star City, AR	FA-11
	75	Vinny Curry	DE	6-3	279	6/30/88	27	4	Marshall	Neptune, NJ	D2b-12
	91	Fletcher Cox	DE	6-4	300	12/13/90	24	4	Mississippi State	Yazoo City, MS	D1-12
	93	Brandon Bair	DE	6-6	290	11/24/84	31	3	Oregon	St. Anthony, ID	FA-13
	94	Beau Allen	DT	6-2	333	11/14/91	24	2	Wisconsin	Minnetonka, MN	D7-14
LINEBACKERS	96	Bennie Logan	DT	6-2	315	12/28/89	25	3	LSU	Coushatta, LA	D3-13
	97	Taylor Hart	DE	6-6	281	2/22/91	24	2	Oregon	Tualatin, OR	D5a-14
	50	Kiko Alonso	LB	6-3	238	8/14/90	25	3	Oregon	Los Gatos, CA	T-Buf-15
	53	Najee Goode	LB	6-0	244	6/04/89	26	4	West Virginia	Cleveland, OH	W-TB-13
	55	Brandon Graham	LB	6-2	265	4/03/88	27	6	Michigan	Detroit, MI	D1-10
	56	Bryan Braman	LB	6-5	241	5/04/87	28	5	West Texas A&M	Spokane, WA	FA-Hou-14
	57	Travis Long (IR)	LB	6-4	255	7/24/91	24	2	Washington State	Spokane, WA	FA-13
	58	Jordan Hicks (IR)	LB	6-1	236	6/27/92	23	R	Texas	Cincinnati, OH	D3-15
	59	DeMeco Ryans	LB	6-1	247	7/28/84	31	10	Alabama	Bessemer, AL	T-Hou-12
	90	Marcus Smith	LB	6-3	251	3/31/92	23	2	Louisville	Columbus, GA	D1-14
DEFENSIVE BACKS	95	Mychal Kendricks	LB	6-0	240	9/28/90	25	4	California	Fresno, CA	D2a-12
	98	Connor Barwin	LB	6-4	264	10/15/86	29	7	Cincinnati	Detroit, MI	FA-Hou-13
	21	Jerome Couplin (IR)	S	6-2	215	8/31/91	24	2	William & Mary	Forestville, MD	PS-Det-14
	23	Nolan Carroll (IR)	CB	6-1	205	1/18/87	28	6	Maryland	Green Cove Springs, FL	FA-Mia-14
	26	Walter Thurmond	DB	5-11	190	8/12/87	28	6	Oregon	West Covina, CA	FA-NYG-15
	27	Malcolm Jenkins	S	6-0	204	12/20/87	27	7	Ohio State	Piscataway, NJ	FA-NO-14
	30	Ed Reynolds	S	6-1	207	10/18/91	24	1	Stanford	Woodberry Forest,	D5b-14
	31	Byron Maxwell	CB	6-1	207	2/23/88	27	5	Clemson	North Charleston, SC	FA-Sea-15
	32	Eric Rowe	DB	6-1	205	10/03/92	23	R	Utah	Klein, TX	D2-15
	35	Denzel Rice	CB	6-0	196	3/31/93	22	R	Coastal Carolina	Winston-Salem, NC	FA-15
ST	36	JaCorey Shepherd (IR)	DB	5-11	199	3/29/93	22	R	Kansas	Mesquite, TX	D6a-15
	37	Jaylen Watkins	DB	5-11	194	11/27/91	24	2	Florida	Cape Coral, FL	D4-14
	38	E.J. Biggers	CB	6-0	185	6/13/87	28	7	Western Michigan	North Miami Beach,	FA-
	42	Chris Maragos	S	5-10	200	1/06/87	28	6	Wisconsin	Racine, WI	FA-Sea-14
	1	Cody Parkey (IR)	K	6-0	193	2/19/92	23	2	Auburn	Jupiter, FL	T-Ind-14
	6	Caleb Sturgis	K	5-9	192	8/09/89	26	3	Florida	St. Augustine, FL	FA-15
	8	Donnie Jones	P	6-2	221	7/05/80	35	12	LSU	Baton Rouge, LA	FA-Hou-13
	46	Jon Dorenbos	LS	6-0	250	7/21/80	35	13	Texas-El Paso	Garden Grove, CA	FA-06





# HOMETOWN BREAKDOWN



## CALIFORNIA (10)

Mark Sanchez	Mission Viejo
Kenjon Barner	Riverside
Jon Dorenbos	Garden Grove
Josh Andrews	Ontario
Zach Ertz	Danville
Mychal Kendricks	Fresno
Kiko Alonso	Los Gatos
Walter Thurmond	West Covina
Ryan Mathews	Bakersfield
Seyi Ajirotutu	El Dorado Hills

## FLORIDA (9)

Cody Parkey (IR)	Jupiter
Riley Cooper	Clearwater
Nolan Carroll (IR)	Green Cove Springs
Trey Burton	Venice
E.J. Biggers	North Miami Beach
Nelson Agholor	Tampa
Thad Lewis	Hialeah
Caleb Sturgis	St. Augustine
Jaylen Watkins	Cape Coral

## TEXAS (5)

Josh Huff	Houston
Lane Johnson	Groveton
Jason Peters	Queen City
Eric Rowe	Klein
JaCorey Shepherd (IR)	Mesquite

## OHIO (4)

Jason Kelce	Cleveland
Najee Goode	Cleveland
Brent Celek	Cincinnati
Jordan Hicks (IR)	Cincinnati

## GEORGIA (3)

Andrew Gardner (IR)	Tyrone
Jonathan Krause	Snellville
Marcus Smith	Columbus

## NEW JERSEY (3)

Malcolm Jenkins	Piscataway
Vinny Curry	Neptune
Miles Austin	Garfield

## ALABAMA (2)

DeMeco Ryans	Bessemer
Jordan Matthews	Madison

## ILLINOIS (2)

David Molk (IR)	Lemont
Dennis Kelly	Chicago Heights

## KANSAS (2)

Darren Sproles	Olathe
Tanner Hawkinson	McPherson

## LOUISIANA (2)

Donnie Jones	Baton Rouge
Bennie Logan	Coushatta

## MICHIGAN (2)

Brandon Graham	Detroit
Connor Barwin	Detroit

## WASHINGTON (2)

Bryan Braman	Spokane
Travis Long (IR)	Spokane

## ARKANSAS (1)

Cedric Thornton	Star City
-----------------	-----------

## IDAHO (1)

Brandon Bair	St. Anthony
--------------	-------------

## IOWA (1)

Matt Tobin	Dyersville
------------	------------

## MARYLAND (1)

Jerome Couplin (IR)	Forestville
---------------------	-------------

## MINNESOTA (1)

Beau Allen	Minnetonka
------------	------------

## MISSISSIPPI (1)

Fletcher Cox	Yazoo City
--------------	------------

## MISSOURI (1)

Allen Barbre	Granby
--------------	--------

## NEVADA (1)

DeMarco Murray	Las Vegas
----------------	-----------

## NORTH CAROLINA (1)

Denzel Rice	Winston-Salem
-------------	---------------

## OKLAHOMA (1)

Sam Bradford	Oklahoma City
--------------	---------------

## OREGON (1)

Taylor Hart	Tualatin
-------------	----------

## SOUTH CAROLINA (1)

Byron Maxwell	North Charleston
---------------	------------------

## TENNESSEE (1)

Barrett Jones	Cordova
---------------	---------

## VIRGINIA (1)

Ed Reynolds	Woodberry Forest
-------------	------------------

## WISCONSIN (1)

Chris Maragos	Racine
---------------	--------

# CONTRACT STATUS



	NAME	2015	2016	2017	2018	2019	2020	2021	CONTRACT DETAILS
QB	Sam Bradford		UFA						Signed 6-year deal with StL in 2010
	Mark Sanchez			UFA					Signed 2-year contract in 2015
	Thad Lewis		UFA						Signed 1-year contract in 2015
RB	Kenjon Barner			RFA					Signed 2-year reserve/future contract in 2015
	Ryan Mathews				UFA				Signed 3-year contract as UFA in 2015
	DeMarco Murray						UFA		Signed 5-year contract as UFA in 2015
	Darren Sproles			UFA					Signed 2-year contract extension in 2014
WR	Nelson Agholor					5Y OPT			Signed 1-year rookie contract in 2015
	Seyi Ajirotutu		UFA						Signed 1-year contract as UFA in 2015
	Miles Austin		UFA						Signed 1-year contract as UFA in 2015
	Riley Cooper					UFA			Signed 5-year contract in 2014
	Josh Huff				UFA				Signed 4-year rookie contract in 2014
	Jonathan Krause				UFA				Signed 3-year contract in 2015
	Jordan Matthews				UFA				Signed 4-year rookie contract in 2014
	Trey Burton			RFA					Signed 3-year contract as rookie FA in 2014
	Brent Celek			UFA					Signed 6-year contract extension in 2009
TE	Zach Ertz			UFA					Signed 4-year rookie contract in 2013
	Josh Andrews				RFA				Signed 3-year reserve/future contract in 2015
O-LINE	Allen Barbre				UFA				Signed 3-year contract extension in 2014
	Andrew Gardner (IR)					UFA			Signed 3-year contract extension in 2015
	Tanner Hawkinson			UFA					Signed 2-year contract in 2015
	Lane Johnson			5Y OPT					Signed 4-year rookie contract in 2013
	Barrett Jones			RFA					Signed 2-year contract in 2015
	Jason Kelce							UFA	Signed 6-year contract extension in 2014
	Dennis Kelly			UFA					Signed 1-year contract extension in 2015
	David Molk (IR)		RFA						Signed 2-year reserve/future contract in 2014
	Jason Peters					UFA			Signed 4-year contract extension in 2014
	Matt Tobin		RFA						Signed 3-year contract as rookie FA in 2013
D-LINE	Beau Allen				UFA				Signed 4-year rookie contract in 2014
	Brandon Bair			UFA					Signed 1-year contract extension in 2015
	Fletcher Cox			UFA					Exercised 5th year opt. on 4-year rookie deal in 2015
	Vinny Curry		UFA						Signed 4-year rookie contract in 2012
	Taylor Hart				UFA				Signed 4-year rookie contract in 2014
	Bennie Logan			UFA					Signed 4-year rookie contract in 2013
	Cedric Thornton		UFA						Signed 1-year contract as an RFA in 2015
	Kiko Alonso			UFA					Signed 4-year rookie contract with BUF in 2013
LINEBACKERS	Connor Barwin					UFA			Signed 6-year contract as UFA in 2013
	Bryan Braman			UFA					Signed 1-year contract extension in 2015
	Najee Goode		UFA						Signed 1-year contract in 2015
	Brandon Graham					UFA			Signed 4-year contract in 2015
	Jordan Hicks (IR)					UFA			Signed 4-year rookie contract in 2015
	Mychal Kendricks						UFA		Signed 4-year contract extension in 2015
	Travis Long (IR)			RFA					Signed 3-year contract in 2014
	DeMeco Ryans			UFA					Signed 1-year contract extension in 2015
	Marcus Smith				5Y OPT				Signed 4-year rookie contract in 2014
	E.J. Biggers		UFA						Signed 1-year contract as UFA in 2015
	Nolan Carroll (IR)		UFA						Signed 2-year contract as UFA in 2014
	Jerome Couplin (IR)			RFA					Signed 3-year contract in 2014
DEFENSIVE BACKS	Malcolm Jenkins			UFA					Signed 3-year contract as UFA in 2014
	Chris Maragos			UFA					Signed 3-year contract as UFA in 2014
	Byron Maxwell							UFA	Signed 6-year contract as UFA in 2015
	Ed Reynolds			ERFA					Signed 2-year contract in 2015
	Denzel Rice				RFA				Signed 3-year contract as rookie FA in 2015
	Eric Rowe					UFA			Signed 4-year rookie contract in 2015
	JaCorey Shepherd (IR)					UFA			Signed 4-year rookie contract in 2015
	Walter Thurmond		UFA						Signed 1-year contract as UFA in 2015
	Jaylen Watkins			ERFA					Signed 2-year contract in 2015
	Jon Dorenbos			UFA					Signed 4-year contract in 2013
	Donnie Jones			UFA					Signed 3-year contract in 2014
	Cody Parkey (IR)			RFA					Signed 3-year contract as rookie FA w/IND in 2014
ST	Caleb Sturgis			UFA					Signed 2-year contract in 2015



# 2015 PERSONNEL MOVES



- **December 30** - Re-signed the following players to reserve/future contracts: G **Josh Andrews**, RB **Kenjon Barner**, T **Kevin Graf**, DT **Wade Keliikipi**, QB **GJ Kinne**, WR **Will Murphy**, WR **Quron Pratt**, S **Ed Reynolds** and RB **Matthew Tucker**
- **December 31** - Parted ways with Vice President of Player Personnel **Tom Gamble**
- **January 2** - Elevated General Manager **Howie Roseman** to the role of Executive Vice President of Football Operations
- **January 5** - Re-signed LB **Brandon Hepburn** to a reserve/futures contract
- **January 19** - Named **Cory Undlin** defensive backs coach and **Justin Peelle** tight ends coach...Named **John Lovett** and **Ted Williams** to the pro scouting staff
- **January 22** - Named **Ryan Day** quarterbacks coach
- **January 29** - Named **Ed Marynowitz** vice president of player personnel
- **February 3** - Named **Stephen Thomas** defensive quality control coach...Named **Matthew Harper** assistant defensive backs coach and **Michael Clay** assistant special teams coach
- **February 18** - Named **Brian Smith** assistant linebackers coach
- **February 19** - Released TE **James Casey**
- **February 26** - Released OL **Todd Herremans**
- **March 2** - Signed LB **Brad Jones** to a two-year contract
- **March 3** - Released CB **Cary Williams**
- **March 4** - Released LB **Trent Cole**
- **March 9** - Agreed to terms with LB **Brandon Graham** on a four-year contract
- **March 10** - Acquired LB **Kiko Alonso** from the Buffalo Bills in exchange for RB **LeSean McCoy**
- **March 10** - Acquired QB **Sam Bradford** and a 5th round pick in the 2015 NFL Draft from the St. Louis Rams in exchange for QB **Nick Foles**, a 4th round pick in 2015 and a 2nd round selection in 2016
- **March 10** - Agreed to terms with CB **Byron Maxwell** on a six-year contract
- **March 10** - Re-signed WR **Jeff Maehl** to a one-year contract
- **March 11** - Agreed to terms with CB **Walter Thurmond III** on a one-year contract ... Signed QB **Mark Sanchez** to a two-year contract
- **March 12** - Agreed to terms with RB **Ryan Mathews** on a three-year contract ... Agreed to terms with RB **DeMarco Murray** on a five-year contract
- **March 30** - Signed LB **DeMeco Ryans** to a one-year contract extension
- **March 31** - Agreed to terms with WR **Miles Austin** on a one-year contract
- **April 7** - Signed WR **Seyi Ajirotutu** and CB **E.J. Biggers** to one-year contracts
- **April 13** - Signed DE **Cedric Thornton** to a one-year contract
- **April 20** - Signed QB **Tim Tebow** to a one-year contract
- **April 27** - Exercised the 5th year option of DE **Fletcher Cox**
- **April 30** - Selected WR **Nelson Agholor** (USC) in the first round (20th overall)
- **May 1** - Traded a 2nd round pick (52nd overall) and two 5th round picks (145th and 156th overall) to the Miami Dolphins for a 2nd round pick (47th overall) and a 6th round pick (191st overall) ... Selected DB **Eric Rowe** (Utah) in the 2nd round (47th overall) ... Selected LB **Jordan Hicks** (Texas) in the 3rd round (84th overall)
- **May 2** - Traded a 4th round pick (113th overall) to the Detroit Lions for a 3rd round pick in 2016 ... Selected DB **JaCorey Shepherd** (Kansas) in the 6th round (191st overall) ... Selected DB **Randall Evans** (Kansas State) in the 6th round (196th overall) ... Selected DE **Brian Mihalik** (Boston College) in the 7th round (237th overall) ... Agreed to terms with the following 16 rookie free agents: WR **Rasheed Bailey** (Delaware Valley), T **Brett Boyko** (UNLV), G **Malcolm Bunche** (UCLA), C **Mike Coccia** (New Hampshire), WR **Devante Davis** (UNLV), LB **Jordan Dewalt-Ondijo** (Duke), TE **Andrew Gleichert** (Michigan State), WR **John Harris** (Texas), G **Cole Manhart** (Nebraska-Kearney), DE **B.J. McBryde** (Connecticut), RB **Raheem Mostert** (Purdue), DT **Travis Raciti** (San Jose State), CB **Denzel Rice** (Coastal Carolina), P **Kip Smith** (Oklahoma State), TE **Eric Tomlinson** (Texas-El Paso), and TE **Justin Tukes** (Central Florida)
- **May 6** - Agreed to terms with three draft choices on a four-year contract: DB **Eric Rowe**, DB **Randall Evans**, and DE **Brian Mihalik**
- **May 7** - Agreed to terms with first round draft choice WR **Nelson Agholor** on a four-year contract ... Signed DE **Frank Mays** and released WR **Will Murphy**
- **May 12** - Agreed to terms with 6th round draft choice DB **JaCorey Shepherd** on a four-year contract
- **May 13** - Promoted pro scout **Louis Clark** to senior director of pro personnel ... Named **Dwayne Joseph** director of pro scouting
- **May 14** - Agreed to terms with 3rd round draft choice LB **Jordan Hicks** on a four-year contract
- **June 12** - Released G **Evan Mathis**
- **June 15** - Signed OL **Jared Wheeler** to a 1-year contract
- **June 29** - Signed G **John Moffitt** to a 1-year contract...Released G **Cole Manhart**
- **July 27** - Released RB **Matthew Tucker** with a non-football injury
- **August 1** - Signed RB **Kevin Monangai** as a rookie free agent ... Traded CB **Brandon Boykin** to the Pittsburgh Steelers in exchange for a conditional 5th-round selection in the 2016 NFL Draft
- **August 3** - Signed WR **Mike Johnson** as a rookie free agent
- **August 4** - Signed WR **Josh Reese** as a rookie free agent ... Released WR **Devante Davis** ... Waived/Injured LB **Travis Long**
- **August 5** - Signed LB **Diaheem Watkins** as a rookie free agent ... Placed LB **Travis Long** (torn left ACL) on Injured Reserve
- **August 10** - Signed WR **Freddie Martino** to 1-year contract ... Waived WR **John Harris** ... DE **Frank Mays** (finger) was waived/injured
- **August 11** - Signed CB **Marc Anthony** to 1-year contract
- **August 14** - Signed DE **Alfy Hill** to a 3-year contract ... Signed LB **Deontae Skinner** to a 1-year contract ... LB **Brandon Hepburn** (abdomen) and DE **B.J. McBryde** (foot) were waived/injured
- **August 18** - Signed LB **Dasman McCullum** to 1-year contract... Waived/Injured LB **Jordan DeWalt-Ondijo**

# 2015 PERSONNEL MOVES



- **August 22** - Waived/Injured S **Earl Wolff** (knee)
- **August 24** - Signed S **Brandon Bishop** to a 1-year contract ... Waived/Injured DT **Wade Keliikipi** (foot)...Claimed DT **Jeremy Towns** off waivers from Buffalo ... Signed LB **Mychal Kendricks** to a four-year contract extension through 2019
- **August 30** - Released the following 12 players: CB **Marc Anthony**, S **Brandon Bishop**, OL **Mike Coccia**, OL **Kevin Graf**, DE **Alfy Hill**, WR **Mike Johnson**, WR **G.J. Kinne**, LB **Dasman McCullum**, WR **Josh Reese**, DE **Jeremy Towns**, TE **Justin Tukes** and OL **Jared Wheeler**
- **September 1** - Waived RB **Kevin Monangai**...Waived/Injured LB **Emmanuel Acho** (thumb)...Placed CB **JaCorey Shepherd** (ACL) on Injured Reserve
- **September 4** - Agreed to terms on a trade sending QB **Matt Barkley** to the Arizona Cardinals for a conditional 7th-round draft choice in 2016
- **September 5** - Waived the following 22 players: WR **Rasheed Bailey**, OL **Brett Boyko**, OL **Malcolm Bunche**, CB **Randall Evans**, TE **Andrew Gleichert**, LB **Najee Goode**, WR **Jeff Maehl**, WR **Freddie Martino**, DE **Brian Mihalik**, OL **John Moffitt**, RB **Raheem Mostert**, WR **Quron Pratt**, S **Chris Prosinski**, DT **Travis Raciti**, S **Ed Reynolds**, LB **Deontae Skinner**, P **Kip Smith**, QB **Tim Tebow**, TE **Eric Tomlinson**, OL **Julian Vandervelde**, LB **Diaheem Watkins** and DB **Jaylen Watkins**
- **September 6** - Claimed QB **Stephen Morris** off waivers from the Jacksonville Jaguars ... Agreed to terms with the following nine practice squad players: OL **Brett Boyko**, OL **Malcolm Bunche**, CB **Randall Evans**, WR **Freddie Martino**, DE **Brian Mihalik**, RB **Raheem Mostert**, WR **Quron Pratt**, S **Ed Reynolds**, and LB **Deontae Skinner**
- **September 8** - Signed TE **Andrew Gleichert** to the practice squad ... Signed G **Andrew Gardner** to a three-year contract extension through 2018 ... Signed OL **Dennis Kelly** to a one-year contract extension through 2016
- **September 14** - RB **Raheem Mostert** was signed off the practice squad by the Miami Dolphins
- **September 15** - Place OL **David Molk** (biceps) on Injured Reserve ... Signed DT **Travis Raciti** and RB **Kevin Monangai** to the practice squad ... Released TE **Andrew Gleichert** from the practice squad
- **September 16** - Signed OL **Julian Vandervelde** ... Signed TE **Connor Hamlett** to the practice squad ... DE **Brian Mihalik** (ankle) was waived/injured from the practice squad
- **September 21** - Signed QB **Thad Lewis** and released QB **Stephen Morris** ... Signed TE **Chris Pantale** to the practice squad and released TE **Connor Hamlett** from the practice squad
- **September 22** - Signed LB **Najee Goode** to a 1-year contract and released C/G **Julian Vandervelde** ... Signed QB **Stephen Morris** and WR **Jonathan Krause** to the practice squad ... Released WR **Quron Pratt** and RB **Kevin Monangai**
- **September 29** - Placed G/T **Andrew Gardner** (right foot) and K **Cody Parkey** (groin) on Injured Reserve ... Signed K **Caleb Sturgis** and C/G **Julian Vandervelde**
- **October 13** - Signed G/T **Tanner Hawkinson** off the San Francisco 49ers practice squad and released C/G **Julian Vandervelde**
- **November 9** - Signed LB **Emmanuel Acho** ... Placed LB **Jordan Hicks** (torn pectoral tendon) on Injured Reserve
- **November 12** - Signed G/C **Julian Vandervelde** ... Released LB **Brad Jones**
- **November 20** - Placed S **Jerome Couplin** (shoulder) on the Injured Reserve list ... Signed S **Ed Reynolds** from the practice squad
- **November 24** - Signed WR **Jonathan Krause** from the practice squad ... Released LB **Emmanuel Acho**
- **November 27** - Placed CB **Nolan Carroll** (broken ankle) on the Injured Reserve list ... Signed DB **Jaylen Watkins** off the practice squad of the Buffalo Bills
- **November 30** - Signed C/G **Barrett Jones** off the practice squad of the Chicago Bears ... Released OL **Julian Vandervelde** ... Signed CB **Mike Lee** and LB **Brandon Hepburn** to the practice squad

# 2015 PARTICIPATION CHART



GAME	1	2	3	4	5	6	7	8	9	10	11	12	13	14	15	16				
DATE	S14	S20	S27	04	011	019	025	N8	N15	N22	N26	D6	D13	D20	D26	J3				
OPPONENT	ATL	DAL	NYJ	WAS	NO	NYG	CAR	DAL	MIA	TB	DET	NE	BUF	ARZ	WAS	NYG	GP	GS	IA	DNP
Acho, Emmanuel	X	X	X	X	X	X	X	X	IA	IA	X						0	0	2	0
Agholor, Nelson	WR	WR	WR	WR	WR	IA	IA	IA	P	WR	WR						8	7	3	0
Ajirotutu, Seyi	P	IA	P	P	P	P	P	P	P	P	P						10	0	1	0
Allen, Beau	P	P	P	P	P	P	P	P	P	P	P						11	0	0	0
Alonso, Kiko	P	P	IA	IA	IA	IA	IA	P	P	P	ILB						6	1	5	0
Andrews, Josh	IA	P	P	P	P	P	P	P	IA	IA	P						8	0	3	0
Austin, Miles	P	P	P	P	P	P	WR	P	P	P	P						11	1	0	0
Bair, Brandon	IA	IA	DE	DE	IA	IA	IA	IA	IA	IA	IA						2	2	9	0
Barbre, Allen	LG	LG	LG	LG	LG	LG	LG	LG	LG	LG	LG						11	11	0	0
Barner, Kenjon	IA	DNP	P	P	IA	DNP	DNP	P	IA	P	P						5	0	3	3
Barwin, Connor	OLB	OLB	OLB	OLB	OLB	OLB	OLB	OLB	OLB	OLB	OLB						11	11	0	0
Biggers, E.J.	P	P	P	P	P	P	P	P	P	P	CB						11	1	0	0
Boyko, Brett	PS	PS	PS	PS	PS	PS	PS	PS	PS	PS	PS						0	0	0	0
Bradford, Sam	QB	QB	QB	QB	QB	QB	QB	QB	QB	IA	IA						9	9	2	0
Braman, Bryan	P	P	P	P	P	P	P	P	P	P	P						11	0	0	0
Bunche, Malcolm	PS	PS	PS	PS	PS	PS	PS	PS	PS	PS	PS						0	0	0	0
Burton, Trey	P	P	P	P	P	P	P	P	P	P	P						11	0	0	0
Carroll, Nolan	CB	CB	CB	CB	CB	CB	CB	CB	CB	CB	CB						11	11	0	0
Celek, Brent	TE	TE	TE	P	TE	P	TE	TE	TE	TE	TE						11	9	0	0
Cooper, Riley	WR	WR	WR	WR	WR	WR	P	WR	WR	P	WR						11	9	0	0
Couplin, Jerome	P	P	P	P	P	P	P	P	IA	IR	IR						8	0	1	0
Cox, Fletcher	DE	DE	DE	DE	DE	DE	DE	DE	DE	DE	DE						11	11	0	0
Curry, Vinny	P	P	P	P	P	P	P	P	P	P	P						11	0	0	0
Dorenbos, Jon	P	P	P	P	P	P	P	P	P	P	P						11	0	0	0
Ertz, Zach	P	P	P	TE	P	TE	TE	TE	P	TE	IA						10	5	1	0
Evans, Randall	PS	PS	PS	PS	PS	PS	PS	PS	PS	PS	PS						0	0	0	0
Gardner, Andrew	RG	RG	RG	IR	IR	IR	IR	IR	IR	IR	IR						3	3	0	0
Gleichert, Andrew	PS	X	X	X	X	X	X	X	X	X	X						0	0	0	0
Goode, Najee	X	X	P	P	P	P	P	P	P	P	P						9	0	0	0
Graham, Brandon	OLB	OLB	P	OLB	P	OLB	OLB	OLB	OLB	OLB	P						11	8	0	0
Hamlett, Connor	X	PS	X	X	X	X	X	X	X	X	X						0	0	0	0
Hart, Taylor	P	P	IA	IA	P	P	P	P	P	P	P						9	0	2	0
Hawkinson, Tanner	X	X	X	X	X	IA	IA	DNP	DNP	IA	IA						0	0	4	2
Hicks, Jordan	P	P	ILB	P	ILB	ILB	ILB	ILB	IR	IR	IR						8	5	0	0
Huff, Josh	P	P	IA	P	P	WR	WR	WR	WR	P	P						10	4	1	0
Jenkins, Malcolm	S	S	S	S	S	S	S	S	S	S	S						11	11	0	0
Johnson, Lane	RT	RT	RT	RT	RT	RT	RT	LT	LT	RT	RT						11	11	0	0
Jones, Brad	P	P	P	P	P	P	P	IA	X	X	X						7	0	1	0
Jones, Donnie	P	P	P	P	P	P	P	P	P	P	P						11	0	0	0
Kelce, Jason	C	C	C	C	C	C	C	C	C	C	C						11	11	0	0
Kelly, Dennis	IA	IA	P	P	P	P	P	RT	RT	P	P						9	2	2	0
Kendricks, Mychal	ILB	ILB	IA	ILB	IA	IA	ILB	ILB	ILB	ILB	ILB						8	8	3	0
Krause, Jonathan	X	X	PS	PS	PS	PS	PS	PS	PS	PS	IA						0	0	1	0
Lewis, Thad	X	X	IA	IA	IA	IA	IA	IA	IA	DNP	DNP						0	0	7	2
Logan, Bennie	NT	NT	NT	NT	NT	NT	NT	NT	NT	NT	NT						11	11	0	0
Long, Travis	IR	IR	IR	IR	IR	IR	IR	IR	IR	IR	IR						0	0	0	0
Maragos, Chris	P	P	DB	IA	DB	P	P	P	P	P	P						10	2	1	0
Martino, Freddie	PS	PS	PS	PS	PS	PS	PS	PS	PS	PS	PS						0	0	0	0
Mathews, Ryan	P	P	P	RB	P	RB	P	P	P	IA	IA						9	2	2	0
Matthews, Jordan	WR	WR	WR	P	WR	P	P	P	WR	WR	WR						11	7	0	0
Maxwell, Byron	CB	CB	CB	CB	CB	CB	CB	CB	CB	CB	CB						11	11	0	0
Mihalik, Brian	PS	X	X	X	X	X	X	X	X	X	X						0	0	0	0
Molk, David	P	IR	IR	IR	IR	IR	IR	IR	IR	IR	IR						1	0	0	0
Monangai, Kevin	X	PS	X	X	X	X	X	X	X	X	X						0	0	0	0
Morris, Stephen	IA	IA	PS	PS	PS	PS	PS	PS	PS	PS	PS						0	0	2	0
Mostert, Raheem	PS	X	X	X	X	X	X	X	X	X	X						0	0	0	0
Murray, DeMarco	RB	RB	IA	P	RB	P	RB	RB	RB	RB	RB						10	8	1	0
Pantale, Chris	X	X	PS	PS	PS	PS	PS	PS	PS	PS	PS						0	0	0	0
Parkey, Cody	P	P	P	IR	IR	IR	IR	IR	IR	IR	IR						3	0	0	0
Peters, Jason	LT	LT	LT	LT	LT	LT	LT	IA	IA	LT	LT						9	9	2	0



# 2015 PARTICIPATION CHART



GAME	1	2	3	4	5	6	7	8	9	10	11	12	13	14	15	16				
DATE	S14	S20	S27	04	011	019	025	N8	N15	N22	N26	D6	D13	D20	D26	J3				
OPPONENT	ATL	DAL	NYJ	WAS	NO	NYG	CAR	DAL	MIA	TB	DET	NE	BUF	ARZ	WAS	NYG	GP	GS	IA	DNP
Pratt, Quron	PS	PS	X	X	X	X	X	X	X	X	X						0	0	0	0
Raciti, Travis	X	PS	PS	PS	PS	PS	PS	PS	PS	PS	PS						0	0	0	0
Reynolds, Ed	PS	PS	PS	PS	PS	PS	PS	PS	PS	DNP	P						1	0	0	1
Rice, Denzel	IA	IA	P	P	IA	IA	IA	IA	P	IA	IA						3	0	8	0
Rowe, Eric	P	P	P	P	P	P	P	P	P	P	P						11	0	0	0
Ryans, DeMeco	ILB	ILB	ILB	ILB	ILB	ILB	IA	IA	ILB	ILB	P						9	8	2	0
Sanchez, Mark	DNP	DNP	DNP	DNP	DNP	DNP	DNP	DNP	P	QB	QB						3	2	0	8
Shepherd, JaCorey	IR	IR	IR	IR	IR	IR	IR	IR	IR	IR	IR						0	0	0	0
Skinner, Deontae	PS	PS	PS	PS	PS	PS	PS	PS	PS	PS	PS						0	0	0	0
Smith, Marcus	IA	IA	P	IA	P	P	P	P	P	P	P						8	0	3	0
Sproles, Darren	P	P	RB	RB	P	RB	P	P	P	P	P						11	3	0	0
Sturgis, Caleb	X	X	X	P	P	P	P	P	P	P	P						8	0	0	0
Thornton, Cedric	DE	DE	IA	IA	DE	DE	DE	DE	DE	DE	DE						9	9	2	0
Thurmond, Walter	S	S	S	S	S	S	S	S	S	S	S						11	11	0	0
Tobin, Matt	P	P	P	RG	RG	RG	RG	RG	RG	RG	RG						11	8	0	0
Vandervelde, Julian	X	IA	X	IA	IA	X	X	X	P	P	DNP						2	0	3	1

[illegible][illegible]

# 2015 SNAP COUNTS



		OFFENSE	ATL	DAL	NYJ	WAS	NO	NYG	CAR	DAL	MIA	TB	DET	NE	BUF	ARZ	WAS	NYG	SNAPS	PCT
		TOTAL PLAYS	74	62	73	56	84	78	83	73	96	71	59	0	0	0	0	0	809	
QB	Sam Bradford	74	62	73	56	84	78	83	73	58	IA	IA							641	79%
	Mark Sanchez	0	0	0	0	0	0	0	0	38	71	59							168	21%
	Stephen Morris	IA	IA	PS	PS	PS	PS	PS	PS	PS	PS	PS							0	0%
	Thad Lewis	X	X	IA	IA	IA	IA	IA	IA	IA	0	0							0	0%
RB	DeMarco Murray	33	43	IA	25	43	44	39	41	60	30	35							393	49%
	Darren Sproles	25	16	33	22	25	24	28	22	17	29	19							260	32%
	Ryan Mathews	16	6	41	13	20	19	16	22	20	IA	IA							173	21%
	Kenjon Barner	IA	0	0	0	IA	0	0	0	IA	12	14							26	3%
WR	Jordan Matthews	63	50	62	49	59	62	58	60	57	71	46							637	79%
	Nelson Agholor	59	47	68	54	34	IA	IA	IA	53	54	39							408	50%
	Miles Austin	16	9	44	20	46	50	60	64	45	31	22							407	50%
	Riley Cooper	43	35	31	36	47	38	23	9	52	31	33							378	47%
	Josh Huff	36	33	IA	4	41	44	69	50	42	17	16							352	44%
	Seyi Ajirotutu	0	IA	2	0	0	1	0	0	0	0	4							7	1%
	Jonathan Krause	X	X	PS	PS	PS	PS	PS	PS	PS	PS	IA							0	0%
TE	Zach Ertz	52	40	38	38	56	67	75	59	76	14	IA							515	64%
	Brent Celek	27	31	46	19	49	41	44	38	58	47	43							443	55%
	Trey Burton	0	0	0	0	0	0	3	0	0	19	24							46	6%
O-LINE	Lane Johnson	74	62	73	56	84	78	83	73	96	71	59							809	100%
	Jason Kelce	74	62	73	56	84	78	83	73	96	71	59							809	100%
	Allen Barbre	74	62	73	56	84	78	83	73	96	71	59							809	100%
	Matt Tobin	1	1	32	56	84	78	83	73	96	71	59							634	78%
	Jason Peters	73	61	65	6	84	78	14	IA	IA	51	10							442	55%
	Dennis Kelly	IA	IA	8	50	0	0	69	73	96	20	49							365	45%
	Andrew Gardner	74	62	41	IR	IR	IR	IR	IR	IR	IR	IR							177	22%
	David Molk	0	IR	IR	IR	IR	IR	IR	IR	IR	IR	IR							0	0%
	Josh Andrews	IA	0	0	0	0	0	0	0	IA	IA	0							0	0%
	Julian Vandervelde	X	IA	X	IA	IA	X	X	X	0	0	0							0	0%
	Tanner Hawkinson	X	X	X	X	X	IA	IA	0	0	IA	IA							0	0%
		DEFENSE	ATL	DAL	NYJ	WAS	NO	NYG	CAR	DAL	MIA	TB	DET	NE	BUF	ARZ	WAS	NYG	SNAPS	PCT
		TOTAL PLAYS	77	85	79	84	69	68	61	78	67	78	72	0	0	0	0	0	818	
D-LINE	Fletcher Cox	69	68	62	73	46	56	52	65	59	59	52							661	81%
	Bennie Logan	53	48	42	58	31	42	40	40	40	51	46							491	60%
	Cedric Thornton	54	45	IA	IA	28	36	40	38	34	46	45							366	45%
	Vinny Curry	21	32	29	35	22	19	9	31	19	15	15							247	30%
	Beau Allen	12	19	28	54	21	11	15	9	8	16	21							214	26%
	Taylor Hart	19	26	IA	IA	27	15	20	21	22	32	26							208	25%
	Brandon Bair	IA	IA	46	16	IA	IA	IA	IA	IA	IA	IA							62	8%
LINEBACKERS	Connor Barwin	70	80	66	75	54	55	59	73	64	64	58							718	88%
	Brandon Graham	53	67	49	56	44	45	39	61	51	56	47							568	69%
	Jordan Hicks	0	54	79	80	55	68	61	56	IR	IR	IR							453	55%
	DeMeco Ryans	26	60	56	70	40	38	IA	IA	48	41	33							412	50%
	Mychal Kendricks	77	39	IA	11	IA	IA	52	56	40	56	63							394	48%
	Kiko Alonso	51	19	IA	IA	IA	IA	IA	29	30	54	41							224	27%
	Marcus Smith	IA	IA	0	IA	22	11	3	0	5	12	13							66	8%
	Najee Goode	X	X	4	0	14	8	1	0	0	0	0							27	3%
	Bryan Braman	0	0	0	0	7	2	0	0	0	2	0							11	1%
	Brad Jones	0	0	0	0	0	0	0	IA	X	X	X							0	0%
DEF. BACKS	Emmanuel Acho	X	X	X	X	X	X	X	X	IA	IA	X							0	0%
	Malcolm Jenkins	75	85	79	84	69	68	61	78	67	78	72							816	100%
	Walter Thurmond	77	82	79	84	69	68	60	77	67	78	65							806	99%
	Nolan Carroll	76	82	79	84	69	68	59	77	67	78	18							757	93%
	Byron Maxwell	77	82	79	7	55	68	60	77	67	78	70							720	88%
	E.J. Biggers	1	4	64	53	29	22	10	27	16	37	42							305	37%
	Chris Maragos	36	43	12	IA	43	48	30	43	33	0	0							288	35%
	Eric Rowe	0	0	15	77	14	0	0	0	0	6	52							164	20%
	Ed Reynolds	PS	PS	PS	PS	PS	PS	PS	PS	PS	0	13							13	2%
	Jerome Couplin	0	0	1	7	0	0	0	0	IA	IR	IR							8	1%
	Denzel Rice	IA	IA	0	0	IA	IA	IA	IA	0	IA	IA							0	0%



# 2015 REGULAR SEASON STATISTICS



**Record: 4-7**

**Head Coach: Chip Kelly**

9/14	L	24-26	at Atlanta	70,516
9/20	L	10-20	Dallas	69,296
9/27	W	24-17	at New York Jets	78,160
10/4	L	20-23	at Washington	74,767
10/11	W	39-17	New Orleans	69,296
10/19	W	27-7	New York Giants	69,296
10/25	L	16-27	at Carolina	74,194
11/8	W	33-27	at Dallas (OT)	91,827
11/15	L	19-20	Miami	69,596
11/22	L	17-45	Tampa Bay	69,596
11/26	L	14-45	at Detroit	64,445
12/6			at New England	
12/13			Buffalo	
12/20			Arizona	
12/26			Washington	
1/3			at New York Giants	

## TEAM STATS

	EAGLES	OPP
<b>Total First Downs</b>	<b>239</b>	<b>237</b>
Rushing	81	58
Passing	126	156
Penalty	32	23
3rd Down: Made/Att	53/154	66/155
3rd Down Pct.	34.4%	42.6%
4th Down: Made/Att	6/11	4/5
4th Down Pct.	54.5%	80.0%
<b>Possession Avg.</b>	<b>26:15</b>	<b>33:45</b>
<b>Total Net Yards</b>	<b>3977</b>	<b>4174</b>
Avg. Per Game	361.5	379.5
Total Plays	767	764
Avg. Per Play	5.2	5.5
<b>Net Yards Rushing</b>	<b>1260</b>	<b>1393</b>
Avg. Per Game	114.5	126.6
Total Rushes	314	320
<b>Net Yards Passing</b>	<b>2717</b>	<b>2781</b>
Avg. Per Game	247.0	252.8
Sacked/Yards Lost	27/196	26/178
Gross Yards	2913	2959
Attempts/Completions	426/273	418/270
Completion Pct.	64.1%	64.6%
Had Intercepted	14	12
<b>Punts/Average</b>	<b>61/45.6</b>	<b>61/45.9</b>
<b>Net Punting Avg.</b>	<b>41.7</b>	<b>40.2</b>
<b>Penalties/Yards</b>	<b>75/573</b>	<b>94/830</b>
<b>Fumbles/Ball Lost</b>	<b>14/7</b>	<b>17/9</b>
<b>Touchdowns</b>	<b>28</b>	<b>31</b>
Rushing	10	4
Passing	15	25
Returns	3	2

<u>Rushing</u>	<u>No.</u>	<u>Yds</u>	<u>Avg</u>	<u>Lg</u>	<u>TD</u>
D.Murray	155	545	3.5	30	4
R.Mathews	75	427	5.7	63t	5
D.Sproles	47	168	3.6	27	1
K.Barner	14	67	4.8	16	0
S.Bradford	17	31	1.8	14	0
M.Sanchez	6	22	3.7	11	0
<b>Team</b>	<b>314</b>	<b>1260</b>	<b>4.0</b>	<b>63t</b>	<b>10</b>
<u>Opponents</u>	<u>No.</u>	<u>Yds</u>	<u>Avg</u>	<u>Lg</u>	<u>TD</u>
J.Mathews	58	625	10.8	41t	3
D.Murray	39	295	7.6	44	1
Z.Ertz	38	394	10.4	27	0
D.Sproles	36	258	7.2	35t	1
B.Celek	20	294	14.7	60	3
J.Huff	20	224	11.2	41t	3
N.Agholor	16	163	10.2	45	0
R.Cooper	15	263	17.5	62t	2
R.Mathews	14	119	8.5	23t	1
M.Austin	13	224	17.2	39t	1
T.Burton	2	49	24.5	43	0
S.Ajirotutu	1	4	4.0	4	0
K.Barner	1	1	1.0	1	0
<b>Team</b>	<b>273</b>	<b>2913</b>	<b>10.7</b>	<b>62t</b>	<b>15</b>
<u>Opponents</u>	<u>No.</u>	<u>Yds</u>	<u>Avg</u>	<u>Lg</u>	<u>TD</u>
W.Thurmond	3	67	22.3	44	0
J.Hicks	2	67	33.5	67t	1
N.Carroll	2	18	9.0	17t	1
B.Maxwell	1	22	22.0	22	0
K.Alonso	1	0	0.0	0	0
M.Jenkins	1	0	0.0	0	0
E.Rowe	1	0	0.0	0	0
D.Ryans	1	0	0.0	0	0
<b>Team</b>	<b>12</b>	<b>174</b>	<b>14.5</b>	<b>67t</b>	<b>2</b>
<u>Opponents</u>	<u>No.</u>	<u>Yds</u>	<u>Avg</u>	<u>Lg</u>	<u>TD</u>
F.Cox	5	5.5	1.1	1	0
B.Graham	4	4.5	1.1	1	0
C.Barwin	3	3.5	1.2	1	0
V.Curry	3	3.0	1.0	1	0
M.Kendricks	3	3.0	1.0	1	0
W.Thurmond	2	2.0	1.0	1	0
B.Braman	1	1.0	1.0	1	0
J.Hicks	1	1.0	1.0	1	0
B.Logan	1	1.0	1.0	1	0
C.Thornton	1	1.0	1.0	1	0
<b>Team</b>	<b>26</b>	<b>26</b>	<b>1.0</b>	<b>1</b>	<b>0</b>

## INTs

W.Thurmond	3	67	22.3	44	0
J.Hicks	2	67	33.5	67t	1
N.Carroll	2	18	9.0	17t	1
B.Maxwell	1	22	22.0	22	0
K.Alonso	1	0	0.0	0	0
M.Jenkins	1	0	0.0	0	0
E.Rowe	1	0	0.0	0	0
D.Ryans	1	0	0.0	0	0

**Sacks:** F.Cox 5.5, B.Graham 4.5, C.Barwin 3.5, V.Curry 3.5, M.Kendricks 3.0, W.Thurmond 2.0, B.Braman 1.0, J.Hicks 1.0, B.Logan 1.0, C.Thornton 1.0, **Team: 26**, **Opponents: 27**

**Fumbles Lost:** R.Mathews 2, N.Agholor 1, S.Bradford 1, J.Mathews 1, D.Murray 1, M.Sanchez 1, **Total: 7**  
**Opponent Fumble Recoveries:** J.Hicks 3, F.Cox 2, B.Celek 1, M.Jenkins 1, B.Maxwell 1, D.Ryans 1, **Total: 9**

<u>Punt Returns</u>	<u>Ret</u>	<u>FC</u>	<u>Yds</u>	<u>Avg</u>	<u>Lg</u>	<u>TD</u>
D.Sproles	25	15	272	10.9	89t	1
<b>Team</b>	<b>25</b>	<b>15</b>	<b>272</b>	<b>10.9</b>	<b>89t</b>	<b>1</b>
<u>Opponents</u>	<u>Ret</u>	<u>FC</u>	<u>Yds</u>	<u>Avg</u>	<u>Lg</u>	<u>TD</u>
D.Sproles	30	15	140	4.7	19	0

<u>Passing</u>	<u>Att</u>	<u>Cmp</u>	<u>Yds</u>	<u>Cmp%</u>	<u>Yds/Att</u>	<u>TD</u>	<u>TD%</u>	<u>Int</u>	<u>Int%</u>	<u>Lg</u>	<u>Sk/Lost</u>	<u>Rat</u>
S.Bradford	335	214	2297	63.9	6.86	11	3.3	10	3.0	62t	18/142	82.4
M.Sanchez	91	59	616	64.8	6.77	4	4.4	4	4.4	43	9/54	80.7
<b>Team</b>	<b>426</b>	<b>273</b>	<b>2913</b>	<b>64.1</b>	<b>6.84</b>	<b>15</b>	<b>3.5</b>	<b>14</b>	<b>3.3</b>	<b>62t</b>	<b>27/196</b>	<b>82.0</b>
<u>Opponents</u>	<u>Att</u>	<u>Cmp</u>	<u>Yds</u>	<u>Cmp%</u>	<u>Yds/Att</u>	<u>TD</u>	<u>TD%</u>	<u>Int</u>	<u>Int%</u>	<u>Lg</u>	<u>Sk/Lost</u>	<u>Rat</u>
J.Mathews	418	270	2959	64.6	7.08	25	6.0	12	2.9	59	26/178	93.4

<u>Scoring</u>	<u>TD</u>	<u>Ru</u>	<u>Pa</u>	<u>Rt</u>	<u>PAT</u>	<u>FG</u>	<u>2Pt</u>	<u>Pts</u>
C.Sturgis	0	0	0	0	18/20	13/17	0	57
R.Mathews	6	5	1	0			0	36
D.Murray	5	4	1	0			0	30
B.Celek	3	0	3	0			0	18
J.Huff	3	0	3	0			0	18
J.Mathews	3	0	3	0			0	18
D.Sproles	3	1	1	1			0	18
C.Parkey	0	0	0	0	7/7	3/4	0	16
R.Cooper	2	0	2	0			0	12
M.Austin	1	0	1	0			0	6
N.Carroll	1	0	0	1			0	6
J.Hicks	1	0	0	1			0	6
W.Thurmond (safety)	0	0	0	0			0	2
<b>Team</b>	<b>28</b>	<b>10</b>	<b>15</b>	<b>3</b>	<b>25/27</b>	<b>16/21</b>	<b>0</b>	<b>243</b>
<u>Opponents</u>	<u>TD</u>	<u>Ru</u>	<u>Pa</u>	<u>Rt</u>	<u>PAT</u>	<u>FG</u>	<u>2Pt</u>	<u>Pts</u>
C.Parkey	31	4	25	2	31/31	19/19	0	274

**2-Pt. Conversions:** Team 0/0, Opponents: 0/0

<u>Score By Periods</u>	<u>Q1</u>	<u>Q2</u>	<u>Q3</u>	<u>Q4</u>	<u>OT</u>	<u>Pts</u>
Team	33	71	67	66	6	243
Opponents	57	89	48	80	0	274

<u>Field Goals</u>	<u>1-19</u>	<u>20-29</u>	<u>30-39</u>	<u>40-49</u>	<u>50+</u>
C.Sturgis	0/0	4/4	5/7	2/2	2/4
C.Parkey	0/0	1/1	1/1	1/2	0/0
<b>Team</b>	<b>0/0</b>	<b>5/5</b>	<b>6/8</b>	<b>3/4</b>	<b>2/4</b>
<u>Opponents</u>	<u>1-19</u>	<u>20-29</u>	<u>30-39</u>	<u>40-49</u>	<u>50+</u>
C.Sturgis	0/0	7/7	4/4	7/7	1/1

**Sturgis:** ( ) ( ) ( ) (33N) (39G, 29G, 26G, 41G) (37G, 39G) (52G, 29G, 24G, 50N) (31G, 53G) (32N, 37G) (43G) (50N)  
**Parkey:** (29G, 44N) (46G) (30G) ( ) ( ) ( ) ( ) ( ) ( )  
**Opps:** (41G, 39G, 44G, 47G) (20G, 28G) (53G) (20G, 38G, 33G) (21G) ( ) (35G, 29G) (41G, 44G) (42G, 22G) (28G) (48G)

<u>Punting</u>	<u>No</u>	<u>Yds</u>	<u>Avg</u>	<u>Net</u>	<u>TB</u>	<u>In</u>	<u>Lg</u>	<u>B</u>
D.Jones	59	2781	47.1	41.7	5	21	60	2
<b>Team</b>	<b>61</b>	<b>2781</b>	<b>45.6</b>	<b>41.7</b>	<b>5</b>	<b>21</b>	<b>60</b>	<b>2</b>
<u>Opponents</u>	<u>No</u>	<u>Yds</u>	<u>Avg</u>	<u>Net</u>	<u>TB</u>	<u>In</u>	<u>Lg</u>	<u>B</u>
D.Jones	61	2802	45.9	40.2	4	21	64	0

<u>Kickoff Returns</u>	<u>No.</u>	<u>Yds</u>	<u>Avg</u>	<u>Lg</u>	<u>TD</u>
J.Huff	8	209	26.1	40	0
R.Cooper	2	28	14.0	16	0
D.Sproles	1	20	20.0	20	0
K.Barner	1	10	10.0	10	0
<b>Team</b>	<b>12</b>	<b>267</b>	<b>22.3</b>	<b>40</b>	<b>0</b>
<u>Opponents</u>	<u>No.</u>	<u>Yds</u>	<u>Avg</u>	<u>Lg</u>	<u>TD</u>
J.Huff	24	551	23.0	79	0

# 2015 REG. SEASON DEFENSIVE STATS



## DEFENSIVE STATISTICS

PLAYER	TACKLES			For Loss	Quarterback			KD	FF	FR
	Total	Solo	Asst		Sacks	Hur	INT			
Jenkins	76	55	21	10	0.0	0	1	10	3	1
Barwin	56	33	23	5.5	3.5	5	0	6	0	0
Kendricks	55	42	13	5	3.0	0	0	0	1	0
Hicks	54	44	10	2	1.0	0	2	0	1	3
Thurmond	53	41	12	6	2.0	0	3	3	2	0
Carroll	53	38	15	1	0.0	0	2	15	0	0
Logan	51	40	11	6	1.0	2	0	0	0	0
Cox	51	33	18	12.5	5.5	16	0	0	3	2
Graham	46	32	14	9.5	4.5	4	0	0	3	0
Maxwell	44	34	10	0	0.0	0	1	10	1	1
Ryans	41	31	10	0	0.0	0	1	1	1	1
Thornton	33	21	12	3	1.0	0	0	1	0	0
Biggers	18	15	3	0	0.0	0	0	5	0	0
Hart	18	10	8	0	0.0	1	0	0	0	0
Allen	17	9	8	0	0.0	0	0	1	0	0
Alonso	16	10	6	0	0.0	0	1	0	0	0
Maragos	16	8	8	0	0.0	0	0	1	0	0
Rowe	13	8	5	1	0.0	0	1	2	0	0
Curry	11	6	5	4.5	3.5	13	0	0	0	0
Bair	7	5	2	0	0.0	2	0	3	0	0
Goode	5	5	0	0	0.0	0	0	1	0	0
Braman	1	1	0	1	1.0	0	0	0	0	0
Reynolds	1	1	0	1	0.0	0	0	0	0	0
Smith	1	0	1	0	0.0	0	0	0	0	0
<b>TOTALS</b>	<b>737</b>	<b>522</b>	<b>215</b>	<b>68</b>	<b>26.0</b>	<b>43</b>	<b>12</b>	<b>59</b>	<b>15</b>	<b>8</b>

\*Tackle totals already factor in sacks and TFLs

## SACKS (26)

Cox	5.5	Thurmond	2.0
Graham	4.5	Braman	1.0
Barwin	3.5	Hicks	1.0
Curry	3.5	Logan	1.0
Kendricks	3.0	Thornton	1.0

## INTERCEPTIONS (12)

Thurmond	3	Jenkins	1
Carroll	2	Maxwell	1
Hicks	2	Rowe	1
Alonso	1	Ryans	1

## SPECIAL TEAMS SNAPS

Braman	290	86%	Graham	52	15%
Burton	285	84%	Logan	50	15%
Maragos	248	73%	Ertz	49	14%
Goode	211	62%	Barbre	49	14%
Biggers	208	62%	Tobin	48	14%
Ajirotutu	202	60%	Thornton	42	12%
Couplin	169	50%	Kelly	38	11%
Rowe	139	41%	Barner	38	11%
Celek	133	39%	Andrews	37	11%
Cooper	125	37%	Parkey	24	7%
Dorenbos	112	33%	Alonso	24	7%
D. Jones	112	33%	Kendricks	21	6%
B. Jones	102	30%	Johnson	15	4%
Smith	98	29%	Rice	12	4%
Jenkins	96	28%	Reynolds	12	4%
Carroll	94	28%	Gardner	10	3%
Hicks	88	26%	Vandervelde	7	2%
Sturgis	78	23%	Molk	5	1%
Allen	77	23%	Bair	4	1%
Huff	65	19%	Cox	4	1%
Thurmond	62	18%	Maxwell	3	1%
Sproles	62	18%	Barwin	1	0%
Curry	60	18%	Matthews	1	0%
Hart	54	16%	Agholor	1	0%

## SPECIAL TEAMS TACKLES (81)

Burton	15	Dorenbos	5
Maragos	11	Braman	4
Jenkins	8	Cooper	3
Couplin	6	Carroll	2
Goode	6	Rowe	2
B. Jones	6	Celek	1
Ajirotutu	5	Kendricks	1
Biggers	5	Sturgis	1

## INDIVIDUAL SINGLE-GAME BESTS

**Tackles:** 14 by Hicks at NYJ (9/27)

**Tackles for Loss:** 4 by Cox at Det. (11/26)

**Sacks:** 3.0 by Cox vs. NO (10/11)

**Passes Defensed:** 3 by Bair at NYJ (9/27), Carroll at Dal. (11/8) & vs. Mia. (11/15), Jenkins at Atl. (9/14)

**Interceptions:** 1 by 8 players (Alonso, Carroll, Hicks, Jenkins, Maxwell, Rowe, Ryans, Thurmond)

**Forced Fumbles:** 2 by Cox vs. NO (10/11), Graham at Dal. (11/8) and Jenkins at NYJ (9/27)

**Fumble Recoveries:** 1 by four players (Cox, Hicks, Jenkins, Ryans)

**Special Teams Tackles:** 3 by four players: Couplin & Jenkins at NYJ (9/27), Braman vs. Mia. (11/15) & Maragos vs. TB (11/22)

## GAME-BY-GAME TEAM STATS

OFFENSE		First Downs		3rd Down		4th Dn.		Time		Total Net Yds		Rushing		Passing					Punting		Penalty		Fumble		Red Zone		TDs										
	Total	Rush	Pass	Pen	Conv	Att	Pct	Conv	Att	Pos	Plays	Yards	Avg	Att	Yards	Avg	Net	Sacks	Gross	Att	Comp	Pct	INT	No	Avg	Net	Yards	No	Lost	No	TD	FG	Rush	Pass	Ret		
9/14 at Atl	23	5	17	1	3	12	.250	1	1	24:33	68	399	5.9	16	63	3.9	336	0	0	336	52	36	.692	2	5	45.2	37.6	10	88	1	0	4	3	1	2	1	0
9/20 Dal	17	2	11	4	2	11	.180	1	1	19:30	55	226	4.1	17	7	0.4	219	1	5	224	37	23	.622	2	7	43.1	43.0	8	60	1	1	2	1	0	0	1	0
9/27 at NYJ	18	8	6	4	4	14	.290	0	0	28:11	67	231	3.4	38	123	3.2	108	1	10	118	28	14	.500	0	9	48.9	41.2	5	21	1	1	2	1	1	1	1	
10/4 at Was	14	4	6	4	4	12	.333	0	1	18:52	51	320	6.3	18	87	4.8	233	5	37	270	28	15	.536	0	6	41.8	38.2	8	72	2	2	2	1	0	0	3	0
10/11 NO	34	11	18	5	4	11	.360	0	2	34:02	79	519	6.6	34	186	5.5	333	0	0	333	45	32	.711	2	1	50.0	49.0	4	35	0	0	7	3	2	2	2	0
10/19 NYG	24	10	11	3	6	16	.380	0	0	30:30	76	428	5.6	37	158	4.3	270	1	10	280	38	24	.632	3	4	54.3	49.0	9	72	3	1	2	1	1	1	1	1
10/25 at Car	20	6	12	2	7	18	.390	1	2	31:06	81	349	4.3	30	177	5.9	172	5	33	205	46	26	.565	1	5	46.6	45.6	7	46	1	0	2	0	2	1	0	0
11/8 at Dal	25	13	9	3	3	13	.230	2	2	25:42	72	459	6.4	35	172	4.9	287	1	8	295	36	25	.694	0	5	48.2	47.2	10	70	0	0	3	2	1	2	1	1
11/15 Mia	29	10	15	4	7	18	.390	1	2	31:07	88	436	5.0	36	83	2.3	353	4	39	392	48	33	.688	1	7	36.3	32.1	7	54	3	0	5	2	1	1	1	0
11/22 TB	21	8	12	1	7	15	.470	0	0	24:06	72	383	5.3	28	136	4.9	247	3	14	261	41	26	.634	3	6	46.5	40.0	5	25	1	1	0	0	0	0	2	0
11/26 at Det	14	4	9	1	6	14	.430	0	0	22:49	58	227	3.9	25	68	2.7	159	6	40	199	27	19	.704	0	6	48.0	46.3	2	30	1	1	1	1	0	0	2	0
12/6 at NE																																					
12/13 Buf																																					
12/20 Ari																																					
12/26 Was																																					
1/3 at NYG																																					
Totals	239	81	126	32	53	154	.344	6	11	26:24	767	3,977	5.2	314	1,260	4.0	2,717	27	196	2,913	426	273	.641	14	61	45.6	41.7	75	573	14	7	30	15	9	10	15	3

DEFENSE		First Downs			3rd Down		4th Dn.		Time		Total Net Yds		Rushing		Passing					Punting		Penalty		Fumble		Red Zone		TDs									
	Total	Rush	Pass	Pen	Conv	Att	Pct	Conv	Att	Pos	Plays	Yards	Avg	Att	Yards	Avg	Net	Sacks	Gross	Comp	Pct	INT	No	Avg	Net	No	Yards	Lost	No	TD	Fg	Rush	Pass	Ret			
9/14 at Atl	21	3	16	2	4	14	.286	0	0	35:27	70	395	5.6	35	105	3.0	290	1	8	298	34	23	.676	2	4	57.8	51.5	7	57	0	0	3	1	1	0	2	0
9/20 Dal	21	4	12	5	4	12	.333	0	0	40:30	70	359	5.1	33	109	3.3	250	3	18	268	34	25	.735	0	6	52.5	45.8	18	142	2	2	0	2	0	1	1	
9/27 at NYJ	19	4	14	1	7	17	.410	0	0	31:49	75	323	4.3	16	47	2.9	276	1	7	283	58	35	.603	3	8	46.4	35.3	6	53	2	1	2	2	0	2	0	
10/4 at Was	25	4	18	3	9	17	.530	0	0	41:08	79	417	5.3	32	127	4.0	290	1	0	290	46	31	.674	0	5	44.2	31.2	10	110	2	1	4	2	2	1	0	
10/11 NO	19	5	14	0	8	16	.500	1	1	25:58	69	388	5.6	21	96	4.6	292	5	43	335	43	26	.605	1	6	39.5	36.2	7	78	3	3	4	2	1	0	2	0
10/19 NYG	18	3	11	4	4	13	.310	0	1	29:30	64	247	3.9	23	81	3.5	166	3	23	189	38	24	.632	2	8	42.4	39.3	12	94	2	1	1	1	0	0	1	0
10/25 at Car	21	9	11	1	2	9	.220	0	0	28:54	58	394	6.8	33	204	6.2	190	1	7	197	24	14	.583	3	4	39.3	38.8	5	43	0	0	3	3	0	2	1	0
11/8 at Dal	25	8	11	6	8	16	.500	2	2	38:19	71	411	5.8	29	134	4.6	277	4	22	299	38	25	.658	1	4	43.8	43.8	8	58	2	0	3	3	0	0	3	0
11/15 Mia	15	4	11	0	5	15	.330	0	0	28:53	66	289	4.4	26	99	3.8	190	4	27	217	36	21	.583	0	8	49.1	42.0	8	84	1	0	4	2	2	0	2	0
11/22 TB	25	8	16	1	10	16	.630	1	1	35:54	72	521	7.2	42	283	6.7	238	1	8	246	29	19	.655	0	4	44.8	38.3	9	82	3	1	6	5	1	0	5	0
11/26 at Det	28	6	22	0	5	10	.500	0	0	37:11	70	430	6.1	30	108	3.6	322	2	15	337	38	27	.710	0	4	46.0	45.3	4	29	0	0	6	6	0	1	5	0
12/6 at NE																																					
12/13 Buf																																					
12/20 Ari																																					
12/26 Was																																					
1/3 at NYC																																					
Totals	237	58	156	23	66	155	.426	4	5	33:57	764	4,174	5.5	320	1,393	4.4	2,781	26	178	2,959	418	270	.646	12	61	45.9	40.2	94	830	17	9	38	27	9	4	25	1

# 2015 REGULAR SEASON NEST OF STATS



## RED ZONE

Team	Total	TD	FG	MFG	Dwn	Fbl	INT	Clk	Pnt	TD%	Score%
PHILADELPHIA	30	15	9	2	0	0	4	0	131	50.0	80.0
Opponents	40	27	11	0	0	1	1	0	222	67.5	95.0

## GOAL-TO-GO

Team	Total	TD	FG	MFG	Dwn	Fbl	INT	Clk	Pnt	TD%	Score%
PHILADELPHIA	19	12	4	0	0	0	3	0	96	63.2	84.2
Opponents	22	16	5	0	0	0	1	0	127	72.7	95.5

## PENALTY BREAKDOWN

	<u>Phila.</u>	<u>Opp.</u>
Total Penalties (Yards Lost)	75 (573)	94 (830)
Offensive Penalties (Yards Lost)	37 (282)	43 (299)
Defensive Penalties (Yards Lost)	33 (246)	35 (375)
Special Teams Penalties (Yards Lost)	5 (45)	16 (156)
1st Downs Given Up by Penalty	23	32

## REPLAY CHALLENGES

	<u>Challenge</u>	<u>Overtured</u>
By Eagles	1	1
By Opponent	4	1

## MOST FIRST DOWNS EARNED

Player	Rush	Rec.	Total
DeMarco Murray	37	11	48
Ryan Mathews	26	5	31
Jordan Matthews	-	28	28
Darren Sproles	10	12	22
Zach Ertz	-	19	19
Brent Celek	-	15	15
Josh Huff	-	11	11
Miles Austin	-	9	9
Riley Cooper	-	9	9
Nelson Agholor	-	6	6
Kenjon Barner	4	-	4
Sam Bradford	2	-	2
Mark Sanchez	2	-	2
Trey Burton	-	1	1

## 2015 LONGEST DRIVES

	<u>EAGLES</u>	<u>OPPS.</u>
<b>Most Plays:</b>	<b>15</b> vs. Mia., 11/15 15-61-4:35 Field Goal	<b>16</b> at NYJ, 9/27 16-81-8:11 Touchdown
<b>Most Yards:</b>	<b>95</b> 2x, at Dal., 11/8 7-95-2:39 Touchdown	<b>93</b> at Dal., 11/8 11-93-5:46 Touchdown
<b>Most Time:</b>	<b>6:10</b> at Atl., 9/14 13-95-6:10 Touchdown	<b>9:47</b> vs. TB, 11/22 15-80-9:47 Touchdown

## 2015 LONGEST TD DRIVES

	<u>EAGLES</u>	<u>OPPS.</u>
<b>Most Plays:</b>	<b>13</b> 2x, at Dal., 11/8 13-80-4:17	<b>16</b> at NYJ, 9/27 16-81-8:11
<b>Most Yards:</b>	<b>95</b> 2x, at Dal., 11/8 13-80-4:17	<b>93</b> at Dal., 11/8 11-93-5:46
<b>Most Time:</b>	<b>6:10</b> at Atl., 9/14 13-95-6:10	<b>9:47</b> vs. TB, 11/22 15-80-9:47

## EAGLES WEEK-BY-WEEK NFL RANKINGS

	Offense			Defense		
	Run	Pass	Total	Run	Pass	Total
Week 1	15	3	5	10	11	9t
Week 2	32	7	25t	17	25	24
Week 3	30	23	31	8	23	17
Week 4	30	26	29	13	25	21
Week 5	22	13	21	10	26	23
Week 6	19	14	13	8	19	15
Week 7	15	21	16	17	19	16t
Week 8	15	19	12	17	16	17t
Week 9	10	18	10	21	20	19
Week 10	10t	14	9	19	16	18
Week 11	11	14	8	28	16	25
Week 12	13	16	12	27t	20	25



# 2015 THIRD-DOWN EFFICIENCY



## EAGLES THIRD-AND...

<u>Date</u>	<u>Opp</u>	<u>1</u>	<u>2</u>	<u>3</u>	<u>4</u>	<u>5</u>	<u>6</u>	<u>7</u>	<u>8</u>	<u>9</u>	<u>10+</u>	<u>Totals</u>
9/14	at Atl	1-3	0-0	0-0	1-2	0-1	0-1	0-0	0-1	0-1	1-3	3-12
9/20	Dal	2-3	0-0	0-0	0-0	0-0	0-0	0-2	0-1	0-0	0-5	2-11
9/27	at NYJ	1-1	1-1	0-2	0-0	0-3	0-0	0-0	0-1	1-2	1-4	4-14
10/4	at Was	0-0	1-1	0-0	0-1	0-1	0-1	2-3	1-1	0-0	0-4	4-12
10/11	NO	1-1	0-0	0-1	0-1	0-0	0-0	1-2	0-0	2-3	0-3	4-11
10/19	NYG	4-4	0-1	0-1	0-0	2-3	0-1	0-1	0-1	0-0	0-4	6-16
10/25	at Car	1-1	1-1	0-1	2-3	0-0	2-4	0-0	0-0	1-4	0-4	7-18
11/8	at Dal	0-1	1-2	1-2	0-1	0-1	0-1	0-1	0-1	0-1	1-2	3-13
11/15	Mia	2-2	2-2	1-3	0-0	1-1	0-0	0-2	0-2	0-0	1-6	7-18
11/22	TB	3-3	0-0	1-1	1-1	0-1	0-2	0-2	0-0	0-0	2-5	7-15
11/26	at Det	1-1	2-2	0-0	0-1	0-0	1-1	0-1	1-1	0-1	1-6	6-14
12/6	at NE											
12/13	Buf											
12/20	Ari											
12/26	Was											
1/3	at NYG											
<b>Regular-Season Totals:</b>		<b>16-20</b>	<b>8-10</b>	<b>3-11</b>	<b>4-10</b>	<b>3-11</b>	<b>3-11</b>	<b>3-14</b>	<b>2-9</b>	<b>4-12</b>	<b>7-46</b>	<b>53-154</b>
		<b>80.0</b>	<b>80.0</b>	<b>27.3</b>	<b>40.0</b>	<b>27.3</b>	<b>27.3</b>	<b>21.4</b>	<b>22.2</b>	<b>33.3</b>	<b>15.2</b>	<b>34.4</b>

## OPPONENTS THIRD-AND...

<u>Date</u>	<u>Opp</u>	<u>1</u>	<u>2</u>	<u>3</u>	<u>4</u>	<u>5</u>	<u>6</u>	<u>7</u>	<u>8</u>	<u>9</u>	<u>10+</u>	<u>Totals</u>
9/14	at Atl	1-3	1-1	0-2	1-1	0-0	0-1	0-0	0-0	0-0	1-6	4-14
9/20	Dal	0-1	1-2	1-2	0-0	0-0	0-0	0-0	0-0	0-0	2-7	4-12
9/27	at NYJ	3-3	1-2	0-0	1-2	1-3	1-1	0-1	0-1	0-0	0-4	7-17
10/4	at Was	2-3	0-1	1-1	1-1	1-1	1-1	1-3	0-1	0-1	2-4	9-17
10/11	NO	1-1	0-0	0-3	0-0	1-1	0-1	1-1	2-3	0-1	3-5	8-16
10/19	NYG	2-3	0-0	0-1	1-1	0-1	0-0	0-2	0-0	0-1	1-4	4-13
10/25	at Car	0-1	1-1	1-1	0-1	0-1	0-0	0-1	0-0	0-1	0-2	2-9
11/8	at Dal	1-2	1-1	0-0	2-3	1-2	1-2	0-0	2-3	0-1	0-2	8-16
11/15	Mia	1-1	0-0	1-1	0-3	0-2	0-0	1-2	0-1	0-0	2-5	5-15
11/22	TB	2-2	0-0	1-1	2-2	1-2	1-1	0-1	1-2	0-1	2-4	10-16
11/26	at Det	2-2	1-1	1-1	0-0	0-1	0-1	0-1	0-0	0-0	1-3	5-10
12/6	at NE											
12/13	Buf											
12/20	Ari											
12/26	Was											
1/3	at NYG											
<b>Regular-Season Totals:</b>		<b>15-22</b>	<b>6-9</b>	<b>6-13</b>	<b>8-14</b>	<b>5-14</b>	<b>4-8</b>	<b>3-12</b>	<b>5-11</b>	<b>0-6</b>	<b>14-46</b>	<b>66-155</b>
		<b>68.2</b>	<b>66.7</b>	<b>46.2</b>	<b>57.1</b>	<b>35.7</b>	<b>50.0</b>	<b>25.0</b>	<b>45.5</b>	<b>0.0</b>	<b>30.4</b>	<b>42.6</b>

# 2015 TURNOVER BREAKDOWN



## TAKEAWAYS

Date	Opponent	Turnover	Starting L.O.S.	Point of Turnover	Resulting L.O.S.	Qtr.	Result (pts)
9/14	at Atl	*K.Alonso INT (M.Ryan)	PHI8	End Zone	PHI20	1	Punt (0)
		W.Thurmond INT (M.Ryan)	ATL12	ATL31	ATL8	3	Touchdown (7)
9/20	Dal	F.Cox FR (J.Hicks FF of T.Romo)	PHI33	PHI41	PHI39	3	Interception (0)
		M.Jenkins FR (B.Maxwell FF of G.Escobar)	PHI39	PHI35	DAL30	4	Fumble (0)
9/27	at NYJ	J.Hicks FR (M.Jenkins FF of B.Marshall)	NYJ28	NYJ43	NYJ36	2	Touchdown (7)
		E.Rowe INT (R.Fitzpatrick)	PHI30	End Zone	PHI20	3	Punt (0)
		J.Hicks INT (R.Fitzpatrick)	PHI30	PHI32	PHI32	4	Punt (0)
		W.Thurmond INT (R.Fitzpatrick)	PHI37	PHI18	PHI18	4	Punt (0)
10/4	at Was	J.Hicks FR (B.Graham FF of J.Reed)	PHI49	PHI42	PHI42	3	Touchdown (7)
10/11	NO	J.Hicks FR (F.Cox FF of D.Brees)	NO39	NO31	NO31	2	Field Goal (3)
		F.Cox FR (F.Cox FF of D.Brees)	NO20	NO11	NO13	3	Touchdown (6)
		*B.Maxwell FR (D.Ryans FF of M.Hoomanawanui)	PHI12	PHI11	PHI15	4	Field Goal (3)
		W.Thurmond INT (D.Brees)	NO33	NO48	NO4	4	Touchdown (7)
10/19	NYG	D.Ryans INT (E.Manning)	PHI23	PHI22	PHI22	1	Touchdown (7)
		+N.Carroll INT (E.Manning)	NYG18	NYG17	---	2	Touchdown (7)
		D.Ryans FR (M.Jenkins FF of R.Jennings)	PHI44	PHI38	PHI38	2	Interception (0)
10/25	at Car	N.Carroll INT (C.Newton)	PHI21	PHI5	PHI6	1	Punt (0)
		M.Jenkins INT (C.Newton)	CAR37	CAR39	CAR39	2	Field Goal (3)
		B.Maxwell INT (C.Newton)	CAR25	CAR40	CAR18	3	Field Goal (3)
11/8	at Dal	+J.Hicks INT (M.Cassel)	PHI36	PHI33	---	4	Touchdown (7)
11/15	Mia	None					
11/22	TB	B.Celek FR (Z.Ertz FF of J.Smith)	PHI24	PHI25	PHI14	1	Touchdown (7)
11/26	at Det	None					
12/6	at NE						
12/13	Buf						
12/20	Ari						
12/26	Was						
1/3	at NYG						

**Regular-Season Totals: 21 takeaways resulting in 74 points**

L.O.S. - Line of scrimmage

\* - Red zone play

+ - Touchdown return

ST - Special teams play

(TB) - Touchback

# 2015 TURNOVER BREAKDOWN



## GIVEAWAYS

<u>Date</u>	<u>Opponent</u>	<u>Turnover</u>	<u>Starting L.O.S.</u>	<u>Point of Turnover</u>	<u>Resulting L.O.S.</u>	<u>Qtr.</u>	<u>Result (pts)</u>
9/14	at Atl	S.Bradsford INT (W.Moore)	PHI20	PHI30	PHI27	2	Touchdown (7)
		S.Bradsford INT (R.Allen)	PHI16	PHI29	PHI29	4	Kneel Down (0)
9/20	Dal	*S.Bradsford INT (S.Lee)	DAL3	End Zone	DAL20	3	Punt (0)
		S.Bradsford FUM (N.Hayden FR)	DAL30	DAL30	DAL32	4	Punt (0)
		S.Bradsford INT (J.Wilcox)	PHI47	DAL35	PHI41	4	Touchdown (7)
9/27	at NYJ	R.Mathews FUM (D.Harris FF, D. Davis FR)	PHI44	PHI44	PHI41	4	Interception (0)
10/4	at Was	R.Mathews FUM (Aborted, K.Robinson FR)	WAS30	WAS37	WAS33	2	Punt (0)
		N.Agholor FUM (T.Murphy FR)	PHI14	PHI33	PHI30	4	Clock (0)
10/11	NO	*S.Bradsford INT (B.Browner)	NO12	End Zone	NO20	1	Touchdown (7)
		*S.Bradsford INT (D.Breaux)	NO14	End Zone	NO20	2	Punt (0)
10/19	NYG	S.Bradsford INT (J.Hosley)	NYG49	NYG25	NYG42	2	Punt (0)
		J.Matthews FUM (U.Unga FF, D.Moore FR)	NYG31	NYG25	NYG37	3	Punt (0)
		S.Bradsford INT (B.Meriweather)	PHI43	NYG13	NYG39	3	Punt (0)
		S.Bradsford INT (L.Collins)	NYG23	End Zone	NYG20	3	Punt (0)
10/25	at Car	S.Bradsford INT (C.Jones)	PHI20	PHI21	PHI21	1	Interception (0)
11/8	at Dal	None					
11/15	Mia	*M.Sanchez INT (R.Jones)	MIA9	End Zone	MIA20	4	Punt (0)
11/22	TB	D.Murray FUM (W.Gholston FF, J.Smith FR)	PHI24	PHI25	PHI24	1	Fumble (0)
		M.Sanchez INT (L.David)	TB33	TB26	TB30	2	Clock (0)
		M.Sanchez INT (C.Conte)	TB48	TB37	TB35	4	Punt (0)
		+M.Sanchez INT (L.David)	PHI23	PHI20	---	4	Touchdown (7)
11/26	at Det	M.Sanchez FUM (E. Ansah FF and FR)	PHI23	PHI15	PHI15	3	Touchdown (7)
12/6	at NE						
12/13	Buf						
12/20	Ari						
12/26	Was						
1/3	at NYG						

**Regular-Season Totals:** 21 giveaways resulted in 35 points

L.O.S. - Line of scrimmage

\* - Red zone play

+ - Touchdown return

ST - Special teams play

(TB) - Touchback

# 2015 DRIVE EFFICIENCY



## EAGLES GAME-BY-GAME DRIVES

DATE	QB	Drives	Drives Ended By									Points Yielded	Pts./ Drive	Drive Efficiency
			TD	FG	MFG	Punt	Down	INT	Fum	Sfty	Clock			
9/14 at Atl	Bradford	13	2	1	1	5	0	2	0	0	1	24	1.85	23.1
9/20 vs Dal	Bradford	12	1	1	0	7	0	2	1	0	0	10	0.83	16.7
9/27 at NYJ	Bradford	15	2	1	0	9	0	0	1	0	2	17	1.13	20.0
10/4 at Was	Bradford	12	3	0	1	6	0	0	2	0	0	20	1.67	25.0
10/11 vs NO	Bradford	13	4	4	0	1	2	2	0	0	0	39	3.00	61.5
10/19 vs NYG	Bradford	13	2	2	0	4	0	3	1	0	1	20	1.54	30.8
10/25 at Car	Bradford	13	1	3	1	5	1	1	0	0	1	16	1.23	30.8
11/8 at Dal	Bradford	11	3	2	0	5	0	0	0	0	1	26	2.36	45.5
11/15 vs Mia	Bradford	10	2	0	1	6	0	0	0	0	1	14	1.40	20.0
	Sanchez	4	0	1	0	1	1	1	0	0	0	3	0.75	25.0
11/22 vs TB	Sanchez	13	2	1	0	6	0	3	1	0	0	17	1.31	23.1
11/26 at Det	Sanchez	12	2	0	1	6	0	0	1	0	2	14	1.17	16.7
12/6 at NE														
12/13 vs Buf														
12/20 vs Ari														
12/26 vs Was														
1/3 at NYG														
<b>TOTALS:</b>	<b>Bradford</b>	<b>112</b>	<b>20</b>	<b>14</b>	<b>4</b>	<b>48</b>	<b>3</b>	<b>10</b>	<b>5</b>	<b>0</b>	<b>7</b>	<b>186</b>	<b>1.66</b>	<b>30.4</b>
	<b>Sanchez</b>	<b>29</b>	<b>4</b>	<b>2</b>	<b>1</b>	<b>13</b>	<b>1</b>	<b>4</b>	<b>2</b>	<b>0</b>	<b>2</b>	<b>34</b>	<b>1.17</b>	<b>20.7</b>
	<b>TEAM</b>	<b>141</b>	<b>24</b>	<b>16</b>	<b>5</b>	<b>61</b>	<b>4</b>	<b>14</b>	<b>7</b>	<b>0</b>	<b>9</b>	<b>220</b>	<b>1.56</b>	<b>28.4</b>

## OPPONENTS GAME-BY-GAME DRIVES

DATE	QB	Drives	Drives Ended By									Points Yielded	Pts./ Drive	Drive Efficiency
			TD	FG	MFG	Punt	Down	INT	Fum	Sfty	Clock			
9/14 at Atl	Ryan	13	2	4	0	4	0	2	0	0	1	26	2.00	46.2
9/20 vs Dal	Romo	7	0	2	0	4	0	0	1	0	0	6	0.86	28.6
	Weeden	5	1	0	0	2	0	0	1	0	1	7	1.40	20.0
9/27 at NYJ	Fitzpatrick	15	2	1	0	8	0	3	1	0	0	17	1.13	20.0
10/4 at Was	Cousins	11	2	3	0	5	0	0	1	0	0	23	2.09	45.5
10/11 vs NO	Brees	14	2	1	0	6	0	1	3	0	1	17	1.21	21.4
10/19 vs NYG	Manning	13	1	0	0	8	1	2	1	0	0	7	0.54	7.7
10/25 at Car	Newton	13	3	2	0	4	0	3	0	0	1	27	2.08	38.5
11/8 at Dal	Cassel	10	3	2	0	4	0	1	0	0	0	27	2.70	50.0
11/15 vs Mia	Tannehill	14	2	2	0	8	0	0	0	1	1	20	1.43	28.6
11/22 vs TB	Winston	12	5	1	0	4	0	0	0	0	2	38	3.17	50.0
11/26 at Det	Stafford	11	6	1	0	4	0	0	0	0	0	45	4.09	63.6
12/6 at NE														
12/13 vs Buf														
12/20 vs Ari														
12/26 vs Was														
1/3 at NYG														
<b>TOTALS:</b>	<b>TEAM</b>	<b>138</b>	<b>29</b>	<b>19</b>	<b>0</b>	<b>61</b>	<b>1</b>	<b>12</b>	<b>8</b>	<b>1</b>	<b>7</b>	<b>260</b>	<b>1.88</b>	<b>34.8</b>

**Note:** Drive Efficiency measures the percentage of drives resulting in points



# 2015 PLAYS OF 20+ YARDS



## EAGLES at FALCONS - 9/14/15

EAGLES: 3 pass, 1 rush

Run	Pass	Description
27		Darren Sproles run
	25	Sam Bradford to Jordan Matthews
	24	Sam Bradford to Darren Sproles
	21	Sam Bradford to Zach Ertz

FALCONS: 5 pass, 1 rush

Run	Pass	Description
	44	Matt Ryan to Julio Jones
	25	Matt Ryan to Roddy White
	23	Matt Ryan to Roddy White
	22t	Matt Ryan to Julio Jones
	22	Matt Ryan to Roddy White
20		Tevin Coleman run

## EAGLES vs. COWBOYS - 9/20/15

EAGLES: 2 pass, 0 rush

Run	Pass	Description
	32	Sam Bradford to Jordan Matthews
	22	Sam Bradford to DeMarco Murray

COWBOYS: 2 pass, 0 rush

Run	Pass	Description
	42t	Brandon Weeden to Terrance Williams
	39	Tony Romo to Lance Dunbar

## EAGLES at JETS - 9/27/15

EAGLES: 2 pass, 1 rush

Run	Pass	Description
27		Ryan Mathews run
	23t	Sam Bradford to Ryan Mathews
	21	Sam Bradford to Zach Ertz

JETS: 2 pass, 0 rush

Run	Pass	Description
	26	Ryan Fitzpatrick to Quincy Enunwa
	20	Ryan Fitzpatrick to Brandon Marshall

## EAGLES at REDSKINS - 10/4/15

EAGLES: 4 pass, 1 rush

Run	Pass	Description
	62t	Sam Bradford to Riley Cooper
	45	Sam Bradford to Nelson Agholor
	39t	Sam Bradford to Miles Austin
	30	Sam Bradford to Jordan Matthews
30		DeMarco Murray run

REDSKINS: 2 pass, 1 rush

Run	Pass	Description
	43	Kirk Cousins to Rashad Ross
42		Chris Thompson run
	22	Kirk Cousins to Jamison Crowder

## EAGLES vs. SAINTS - 10/11/15

EAGLES: 3 pass, 2 rush

Run	Pass	Description
	41t	Sam Bradford to Josh Huff
33		Ryan Mathews run
24		DeMarco Murray run
	23	Sam Bradford to Brent Celek
	21	Sam Bradford to Zach Ertz

SAINTS: 7 pass, 0 rush

Run	Pass	Description
	59	Drew Brees to Willie Snead
	46	Drew Brees to Brandin Cooks
	25	Drew Brees to Brandin Cooks
	22	Drew Brees to Willie Snead
	21	Drew Brees to Willie Snead
	21	Drew Brees to Ben Watson
	20	Drew Brees to Willie Snead

## EAGLES vs. GIANTS - 10/19/15

EAGLES: 3 pass, 1 rush

Run	Pass	Description
	43	Sam Bradford to Riley Cooper
	37	Sam Bradford to Miles Austin
	32t	Sam Bradford to Riley Cooper
21		DeMarco Murray run

GIANTS: 0 pass, 0 rush

Run	Pass	Description
-----	------	-------------

## EAGLES at PANTHERS - 10/25/15

EAGLES: 3 pass, 2 rush

Run	Pass	Description
63t		Ryan Mathews run
	24	Sam Bradford to Zach Ertz
	22	Sam Bradford to Miles Austin
22		Ryan Mathews run
	20	Sam Bradford to Ryan Mathews

PANTHERS: 5 pass, 2 rush

Run	Pass	Description
43		Ted Ginn Jr. run
36		Jonathan Stewart run
	28	Cam Newton to Greg Olsen
	28	Cam Newton to Greg Olsen
	25	Cam Newton to Corey Brown
	20	Cam Newton to Ted Ginn Jr.
	20	Cam Newton to Devin Funchess

## EAGLES at COWBOYS - 11/8/15

EAGLES: 6 pass, 2 rush

Run	Pass	Description
	44	Sam Bradford to DeMarco Murray
	41t	Sam Bradford to Jordan Matthews
	34	Sam Bradford to Jordan Matthews
	27	Sam Bradford to Miles Austin
	27	Sam Bradford to Zach Ertz
21		Ryan Mathews run
20		DeMarco Murray run

COWBOYS: 3 pass, 0 rush

Run	Pass	Description
	51	Matt Cassel to Dez Bryant
	30	Matt Cassel to Cole Beasley
	22	Matt Cassel to Cole Beasley

## EAGLES vs. DOLPHINS - 11/15/15

EAGLES: 6 pass, 0 rush

Run	Pass	Description
	60	Sam Bradford to Brent Celek
	40	Sam Bradford to Brent Celek
	27	Sam Bradford to Zach Ertz
	21	Sam Bradford to Nelson Agholor
	20	Sam Bradford to Brent Celek
	20	Mark Sanchez to DeMarco Murray

DOLPHINS: 3 pass, 2 rush

Run	Pass	Description
	43	Ryan Tannehill to Rishard Matthews
	35	Ryan Tannehill to Lamar Miller
24		Jay Ajayi run
20		Jay Ajayi run
	20	Ryan Tannehill to Rishard Matthews

# 2015 PLAYS OF 20+ YARDS



## EAGLES vs. BUCCANEERS - 11/22/15

EAGLES: 4 pass, 0 rush

<u>Run</u>	<u>Pass</u>	<u>Description</u>
	39t	Mark Sanchez to Josh Huff
	35t	Mark Sanchez to Darren Sproles
	24	Mark Sanchez to Riley Cooper
	20	Mark Sanchez to Jordan Matthews

BUCCANEERS: 4 pass, 3 rush

<u>Run</u>	<u>Pass</u>	<u>Description</u>
84		Doug Martin run
58		Doug Martin run
27		Doug Martin run
	27	Jameis Winston to Adam Humphries
	25	Jameis Winston to Mike Evans
	24	Jameis Winston to Vincent Jackson
	23	Jameis Winston to Cameron Brate

## EAGLES at LIONS - 11/26/15

EAGLES: 3 pass, 0 rush

<u>Run</u>	<u>Pass</u>	<u>Description</u>
	43	Mark Sanchez to Trey Burton
	24t	Mark Sanchez to Jordan Matthews
	23	Mark Sanchez to Jordan Matthews

LIONS: 4 pass, 1 rush

<u>Run</u>	<u>Pass</u>	<u>Description</u>
	39	Matthew Stafford to Joique Bell
	25t	Matthew Stafford to Calvin Johnson
23		Ameer Abdullah run
	23	Matthew Stafford to Theo Riddick
	21	Matthew Stafford to Brandon Pettigrew

## Regular-Season Totals

Eagles -- 49 plays

Opponents -- 47 plays

# THE LAST TIME ...



## TEAM

### Won in Overtime

**Eagles:** 11/8/15 - at Dal., 33-27

**Opponent:** 10/14/12 - vs. Det., 23-26

### Won by Scoring in Last Two Minutes of Regulation

**Eagles:** 9/15/14 - at Ind., 30-27 (last score at 0:00)

**Opponent:** 10/4/15 - at Was., 20-23 (last score at 0:26)

### Tied Game by Scoring in the Last Two Minutes

**Eagles:** 9/15/13 - loss vs. SD (tied game at 1:51)

**Opponent:** 11/8/15 - win at Dal., 33-27 ot (tied game at 0:02)

### Won in Prime Time

**Eagles:** 11/8/15 - at Dal., 33-27

**Opponent:** 10/25/15 - at Car., 27-16

### Shutout

**Eagles:** 10/12/14 - vs. NYG, 27-0

**Opponent:** 1/3/10 - at Dal., 24-0

### Won by 20-or-more Points

**Eagles:** 10/19/15 - vs. NYG, 27-7

**Opponent:** 11/26/15 - at Det., 14-45

### Won After Trailing by 20-or-More Points

**Eagles:** 12/19/10 - at NYG, 38-31 (NYG ahead 31-10 in 4th quarter)

**Opponent:** 10/2/11 - vs. SF, 23-24 (PHI ahead 23-3 in 3rd quarter)

### Held a 28-or-More Point Lead

**Eagles:** 10/11/15 - win vs. NO, 39-17

**Opponent:** 11/26/15 - loss at Det., 14-45

### Held a 21-or-More Point Lead

**Eagles:** 10/11/15 - win vs. NO, 39-17

**Opponent:** 11/26/15 - loss at Det., 14-45

### Held a 17-or-More Point Lead

**Eagles:** 10/19/15 - win vs. NYG, 27-7

**Opponent:** 11/26/15 - loss at Det., 14-45

### Scored 20-or-More Points in a Quarter

**Eagles:** 9/27/15 - win vs. NYJ, 24-17 (21, 2nd Q)

**Opponent:** 11/22/15 - loss vs. TB, 17-45 (21, 2nd Q)

### Scored 20-or-More Points in a Half

**Eagles:** 10/11/15 - win vs. NO, 39-17 (29, 2nd half)

**Opponent:** 11/26/15 - loss at Det., 14-45 (24, 1st half & 21, 2nd half)

### Held Opponent without a Touchdown

**Eagles:** 10/12/14 - win vs. NYG, 27-0

**Opponent:** 10/20/13 - loss vs. Dal., 3-17 (1 FG)

### Touchdowns Scored by Offense and Defense

**Eagles:** 11/8/15 - win at Dal., 33-27 (3 offense, 1 defense)

**Opponent:** 11/22/15 - loss vs. TB (5 offense, 1 defense)

### Touchdowns by Offense, Defense and Special Teams

**Eagles:** 11/10/14 - win vs. Car., 45-21 (4 offense, 1 defense, 1 ST)

**Opponent:** 11/16/14 - loss at GB (4 offense, 2 defense, 1 ST)

## Fumble Recovered for Touchdown

**Eagles:** 10/5/14 - C.Thornton recovered A.Davis fumble forced by T.Cole in the end zone vs. StL.

**Opponent:** 11/16/14 - C.Hayward recovered M.Sanchez fumble and returned it 49 yards for a touchdown at GB

## No Turnovers

**Eagles:** 11/8/15 - win at Dal., 33-27

**Opponent:** 11/26/15 - loss at Det., 14-45

## Touchdown Scored on First Drive

**Eagles:** 11/15/15 - loss vs. Mia., 19-20

**Opponent:** 11/8/15 - win at Dal., 33-27

## Successful Two Point Conversion

**Eagles:** 12/15/13 - R.Cooper pass from N.Foles at Min.

**Opponent:** 12/22/13 - E.Bennett pass from J.Cutler vs. Chi.

## Failed Two Point Conversion Attempt

**Eagles:** 12/15/13 - Pass failed from N.Foles to R.Cooper at Min.

**Opponent:** 12/29/13 - Pass failed from K.Orton to D.Bryant at Dal.

## TOTAL OFFENSE

### 500-or-More Total Net Yards of Offense

**Eagles:** 10/11/15 - vs. NO (519; 186 rushing, 333 passing)

**Opponent:** 11/22/15 - vs. TB (521; 283 rushing, 238 passing)

### 400-or-More Total Net Yards of Offense

**Eagles:** 11/15/15 - vs. Mia. (436; 83 rushing, 353 passing)

**Opponent:** 11/26/15 - at Det. (430; 108 rushing, 322 passing)

## RUSHING

### 300-or More Net Yards Rushing by Team

**Eagles:** 9/3/00 - at Dal. (306)

**Opponent:** 9/25/60 - vs. Cle. (329)

### 200-or-More Net Yards Rushing by Team

**Eagles:** 11/27/14 - at Dal. (256)

**Opponent:** 11/22/15 - vs. TB (283)

### Individual 200-Yard Rushing Game

**Eagles:** 12/8/13 - LeSean McCoy (29-217-2TDs) vs. Det.

**Opponent:** 11/22/15 - Doug Martin (27-235-0TDs) vs. TB

### Individual 150-Yard Rushing Game

**Eagles:** 11/27/14 - LeSean McCoy (25-159-1TD) at Dal.

**Opponent:** 11/22/15 - Doug Martin (27-235-0TDs) vs. TB

### Individual 100-Yard Rushing Game

**Eagles:** 10/19/15 - DeMarco Murray (21-112-1TD) vs. NYG

**Opponent:** 11/22/15 - Doug Martin (27-235-0TDs) vs. TB

### Two 100-Yard Rushers in the Same Game

**Eagles:** 12/22/13 - L.McCoy (18-133-2TDs) & B.Brown (9-115-1TD) vs. Det.

**Opponent:** 10/30/05 - M.Anderson (21-126-1TD) and T.Bell (14-107-2TDs) at Den.

# THE LAST TIME ...



## Consecutive 100-Yard Rushing Games

**Eagles:** 11/23/14-11/27/14 - L.McCoy (21-130-1TD) vs. Ten. & (25-159-1TD) at Dal.

**Opponent:** 10/25/15-11/8/15 - J.Stewart (24-125-0TDs) at Car.; D.McFadden (27-117-0TDs) at Dal.

## Combined 200-Yards Rushing by Two Players

**Eagles:** 12/22/13 - 248 by L.McCoy (18-133-2TDs) & B.Brown (9-115-1TD) vs. Det.

**Opponent:** 11/22/15 - 283 by D.Martin (27-235-0TDs), C.Sims (10-43-0TDs), B.Rainey (1-5-0TDs) & J.Winston (4-0-0TDs) vs. TB

## Individual with 30-or-More Carries

**Eagles:** 9/9/13 - LeSean McCoy (31-184-1TD) at Was.

**Opponent:** 12/14/14 - DeMarco Murray (31-81-2TD) vs. Dal.

## Individual with 25-or-More Carries

**Eagles:** 9/27/15 - Ryan Mathews (24-108-0TDs) at NYJ

**Opponent:** 11/22/15 - Doug Martin (27-235-0TDs) vs. TB

## Rushing Play of 80-or-More Yards

**Eagles:** 10/1/00 - 85t by Brian Mitchell vs. Atl.

**Opponent:** 11/22/15 - 84 by Doug Martin vs. TB

## Rushing Play of 60-or-More Yards

**Eagles:** 10/25/15 - 63t by Ryan Mathews at Car.

**Opponent:** 11/22/15 - 84 by Doug Martin vs. TB

## Rushing Play of 40-or-More Yards

**Eagles:** 10/25/15 - 63t by Ryan Mathews at Car.

**Opponent:** 11/22/15 - 84 and 58 by Doug Martin vs. TB

## Individual with Three-or-More Rushing Touchdowns

**Eagles:** 12/18/11 - LeSean McCoy (18-102-3TDs) vs. NYJ

**Opponent:** 12/15/13 - Matt Asiata (30-51-3TDs) at Min.

## Individual with Two-or-More Rushing Touchdowns

**Eagles:** 12/14/14 - Chris Polk (2-6-2TD) vs. Dal.

**Opponent:** 12/20/14 - Darrel Young (2-2-2TD) at Was.

## PASSING

### 400 Net Yards Passing by Team

**Eagles:** 10/26/14 - at Ari. (411)

**Opponent:** 12/28/14 - at NYG (429)

### 300 Net Yards Passing by Team

**Eagles:** 11/15/15 - vs. Mia. (353)

**Opponent:** 11/26/15 - at Det. (322)

## Individual with 50-or-More Pass Attempts

**Eagles:** 9/14/15 - Sam Bradford (52-36-336-2-1TD) at Atl.

**Opponent:** 9/27/15 - Ryan Fitzpatrick (58-35-283-3-2TDs) at NYJ

## Individual with 40-or-More Pass Attempts

**Eagles:** 11/22/15 - Mark Sanchez (41-26-261-3-2TDs) vs. TB

**Opponent:** 10/11/15 - Drew Brees (43-26-335-1-2TDs) vs. NO

## Individual with 30-or-More Pass Completions

**Eagles:** 10/11/15 - Sam Bradford (45-32-333-2-2TDs) vs. NO

**Opponent:** 10/4/15 - Kirk Cousins (46-31-290-0-1TD) at Was.

## Individual with 25-or-More Pass Completions

**Eagles:** 11/22/15 - Mark Sanchez (41-26-261-3-2TDs) vs. TB

**Opponent:** 11/26/15 - Matthew Stafford (38-27-337-0-5TDs) at Det.

## Individual 300-Yard Passing Game

**Eagles:** 10/11/15 - Sam Bradford (45-32-333-2-2TDs) vs. NO

**Opponent:** 11/26/15 - Matthew Stafford (38-27-337-0-5TDs) at Det.

## Consecutive 300-Yard Passing Games

**Eagles:** 11/10/14 - 11/23/14 - Mark Sanchez (37-20-332-0-2TDs)

vs. Car., (44-26-346-2-2TDs) at GB & (43-30-307-2-1TD) vs. Ten.

**Opponent:** 11/10/14 - 11/16/14 - Cam Newton (40-25-306-3-2TDs)

vs. Car., Aaron Rodgers (36-22-341-0-3TDs) at GB & Zach Mettenberger (39-20-345-1-2TDs) vs. Ten.

## Individual with Four-or-More Touchdown Passes

**Eagles:** 11/3/13 - Nick Foles (28-22-406-0-7TDs) at Oak.

**Opponent:** 11/26/15 - Matthew Stafford (38-27-337-0-5TDs) at Det.

## Individual with Three-or-More Touchdown Passes

**Eagles:** 10/4/15 - Sam Bradford (28-15-270-0-3TDs) at Was.

**Opponent:** 11/26/15 - Matthew Stafford (38-27-337-0-5TDs) at Det.

## No Sacks Allowed

**Eagles:** 10/11/15 - vs. NO (45 attempts - Sam Bradford)

**Opponent:** 12/28/14 - at NYG (53 attempts - Eli Manning)

## RECEIVING

### Individual with 10-or-more Receptions

**Eagles:** 9/14/15 - Jordan Matthews (10-102-0TD) at Atl.

**Opponent:** 9/27/15 - Brandon Marshall (10-109-1TD) at NYJ

### Individual with 150-Yard Receiving Game

**Eagles:** 11/2/14 - Jeremy Maclin (6-158-2TDs) at Hou.

**Opponent:** 12/28/14 - Odell Beckham Jr (12-185-1TD) & Rueben Randle (6-158-0TDs) at NYG

### Individual with 100-Yard Receiving Game

**Eagles:** 11/15/15 - Brent Celek (4-134) vs. Mia.

**Opponent:** 11/8/15 - Cole Beasley (9-112-2TDs) & Dez Bryant (5-104-1TD) at Dal.

### Two 100-Yard Receivers in the Same Game

**Eagles:** 11/10/14 - J.Matthews (7-138-2TDs) & B.Celek (5-116-0TDs) vs. Car.

**Opponent:** 11/8/15 - Cole Beasley (9-112-2TDs) & Dez Bryant (5-104-1TD) at Dal.

### Consecutive 100-Yard Receiving Games

**Eagles:** 12/28/14-9/14/15 - J.Matthews (8-105-1TD) at NYG & (10-102) at Atl.

**Opponent:** 12/14/14 - 12/28/14 D.Bryant (6-114-3TDs) vs. Dal., D.Jackson (4-126-0TDs) at Was., & O.Beckham Jr (12-185-1TD) & R.Randle (6-158-0TDs) at NYG

### Individual with Three-or-More TD Receptions

**Eagles:** 11/3/13 - Riley Cooper (5-139-3TDs) at Oak.

**Opponent:** 11/26/15 - Calvin Johnson (8-93-3TDs) at Det.



# THE LAST TIME ...



## Individual with Two-or-More Touchdown Receptions

**Eagles:** 12/20/14 - Riley Cooper (5-53-2TDs) at Was.  
**Opponent:** 11/26/15 - Calvin Johnson (8-93-3TDs) at Det.

## Pass Play of 80-or-More Yards

**Eagles:** 12/12/10 - 91t, Michael Vick to DeSean Jackson at Dal.  
**Opponent:** 10/26/14 - 80t, Carson Palmer to Larry Fitzgerald at Ari.

## Pass Play of 60-or-More Yards

**Eagles:** 11/15/15 - 60, Sam Bradford to Brent Celek vs. Mia.  
**Opponent:** 12/28/14 - 63t, Eli Manning to Odell Beckham Jr at NYG

## Pass Play of 40-or-More Yards

**Eagles:** 11/26/15 - 43, Mark Sanchez to Trey Burton at Det.  
**Opponent:** 11/11/15 - 43, Ryan Tannehill to Rishard Matthews vs. Mia.

## NOTABLE OFFENSIVE COMBINATIONS

### Led Team in Rushing and Receiving in Same Game

**Eagles:** 12/30/12 - LeSean McCoy (10-45-0TD rushing, 5-61-0TD receiving) at NYG  
**Opponent:** 12/8/13 - Joiqee Bell (23-69-1TDs rushing, 4-58-0TDs receiving) vs. Det.

### 100-Yard Rusher & Receiver in the Same Game

**Eagles:** 11/27/14 - LeSean McCoy (25-159-1TD rus.) & Jeremy Maclin (8-108-0TD rec.) at Dal.  
**Opponent:** 11/8/15 - Darren McFadden (27-117-0TDs rus.) & Cole Beasley (9-112-2TDs rec.), Dez Bryant (5-104-1TD rec.) at Dal.

### 100-Yard Rusher, 100-Yard Receiver & 300-Yard Passer in the Same Game

**Eagles:** 9/23/07 - Brian Westbrook (14-110-2TDs rush. & 5-111-1TD rec.), Kevin Curtis (11-221-3TDs rec.) & Donovan McNabb (26-21-381-0-4TDs) vs. Det.  
**Opponent:** 12/11/05 - Tiki Barber (32-124-0TDs), Jeremy Shockey (10-107-0TDs) & Eli Manning (44-28-312-3-1TD) vs. NYG

### Individual with at Least One Rushing and Receiving Touchdown in the Same Game

**Eagles:** 9/14/15 - DeMarco Murray (8-9-1TD rushing, 4-11-1TD receiving) at Atl.  
**Opponent:** 10/25/15 - Mike Tolbert (3-16-1TD rushing, 1-2-1TD receiving) at Car.

### Individual with at Least One Rushing Touchdown and One Touchdown Pass in the Same Game

**Eagles:** 11/27/14 - Mark Sanchez (29-20-217-0-1TD passing, 7-28-1TD rushing) at Dal.  
**Opponent:** 10/4/15 - Kirk Cousins (46-31-290-0-1TD passing, 1-1-1TD rushing) at Was.

## DEFENSE

### Held Opponent Under 200 Yards Total Offense

**Eagles:** 9/26/10 - at Jax. (191; 139 rushing, 52 passing)  
**Opponent:** 12/7/14 - vs. Sea. (139; 57 rushing, 82 passing)

### Held Opponent Under 300 Yards Total Offense

**Eagles:** 11/15/15 - vs. Mia. (289; 190 passing, 99 rushing)  
**Opponent:** 11/26/15 - at Det. (227; 68 rushing, 159 passing)

### Held Opponent Under 50 Yards Rushing

**Eagles:** 9/27/15- at NYJ (47)  
**Opponent:** 9/20/15 - vs. Dal. (7)

### Held Opponent Under 75 Yards Rushing

**Eagles:** 9/27/15- at NYJ (47)  
**Opponent:** 11/26/15 - at Det. (68)

### Held Opponent Under 100 Yards Rushing

**Eagles:** 11/15/15- vs. Mia. (99)  
**Opponent:** 11/26/15 - at Det. (68)

### Held Opponent Under 100 Net Yards Passing

**Eagles:** 12/13/12 - vs. Cin. (92)  
**Opponent:** 12/7/14 - vs. Sea. (82)

### Held Opponent Under 150 Net Yards Passing

**Eagles:** 12/13/12 - vs. Cin. (92)  
**Opponent:** 9/27/15 - at NYJ (108)

### Interception Return for a Touchdown

**Eagles:** 11/8/15 - J.Hicks, 67 yards (QB M.Cassel) at Dal.  
**Opponent:** 11/22/15 - L.David, 20 yards (QB M.Sanchez) vs. TB

### Individual with Three-or-More Interceptions

**Eagles:** 10/16/11 - K.Coleman (3 - R.Grossman) at Was.  
**Opponent:** 12/2/07 - L.Tatupu (3 - A.J. Feeley) vs. Sea.

### Individual with Two-or-More Interceptions

**Eagles:** 9/9/12 - K.Coleman (2) & D.Rodgers-Cromartie (2) at Cle. (QB B.Weeden)  
**Opponent:** 11/22/15 - L.David (2) vs. TB (QB M.Sanchez)

### Safety Scored

**Eagles:** 11/15/15 - R.Tannehill sacked in end zone by W.Thurmond, fumbles ball out of bounds  
**Opponent:** 11/23/08 - S.Rocca punt blocked by J.McClain out of bounds in end zone  
1/11/09 - Intentional grounding penalty enforced on D.McNabb in end zone (NFC-D)

### Seven-or-More Sacks by Team

**Eagles:** 11/10/14 - vs. Car. (9)  
**Opponent:** 11/5/12 - at NO (7)

### Six-or-More Sacks by Team

**Eagles:** 11/10/14 - vs. Car. (9)  
**Opponent:** 11/26/15 - at Det. (6)

### Five-or-More Sacks by Team

**Eagles:** 10/11/15 - vs. NO (5)  
**Opponent:** 11/26/15 - at Det. (6)

### Individual with Three-or More Sacks

**Eagles:** 10/11/15 - F.Cox (3.0 sacks of D.Brees) vs. NO  
**Opponent:** 11/26/15 - E.Ansah (3.5 sacks of M.Sanchez) at Det.

### Individual with Two-or More Sacks

**Eagles:** 11/26/15 - V.Curry (2.0 sacks of M.Stafford) at Det.  
**Opponent:** 11/26/15 - E.Ansah (3.5 sacks of M.Sanchez) at Det.

# THE LAST TIME ...



## SPECIAL TEAMS

### **Kickoff Return for a Touchdown**

**Eagles:** 11/23/14 - Josh Huff, 107 yards vs. Ten.

**Opponent:** 12/8/13 - Jeremy Ross, 98 yards vs. Det.

### **Kickoff Return for a Touchdown to Start a Game**

**Eagles:** 11/23/14 - Josh Huff, 107 yards vs. Ten.

**Opponent:** 10/12/03 - Randal Williams, 37 yards at Dal.

### **Punt Return for a Touchdown**

**Eagles:** 9/27/15 - Darren Sproles, 89 yards at NYJ

**Opponent:** 11/16/14 - Micah Hyde, 75 yards at GB

### **Blocked Punt Recovered for Touchdown**

**Eagles:** 12/28/14 - T.Burton returned S.Weatherford's blocked punt (blocked by J.Casey) 27 yards at NYG

**Opponent:** 9/20/15 - K.Wilber returned D.Jones' blocked punt (blocked by D.McCray) 26 yards vs. Dal.

### **Blocked Punt**

**Eagles:** 12/28/14 - J.Casey blocked S.Weatherford's punt at NYG

**Opponent:** 11/15/15 - Z.Vigil blocked D.Jones' punt vs. Mia.

### **Blocked PAT**

**Eagles:** 11/16/14 - B.Bair blocked a PAT attempt by M.Crosby at GB

**Opponent:** 12/13/09 - F.Robbins blocked a PAT attempt by D.Akers vs. NYG

### **Missed (not blocked) PAT**

**Eagles:** 10/11/15 - Caleb Sturgis vs. NO

**Opponent:** 11/26/12 - Graham Gano vs. Car.

### **Blocked Field Goal**

**Eagles:** 9/7/14 - B.Bair blocked a 36-yard attempt by J.Scobee vs. Jax.

**Opponent:** 11/21/10 - T.Thomas blocked 42-yard att. by D.Akers vs. NYG

### **Blocked Field Goal returned for a TD**

**Eagles:** 10/23/05 - Matt Ware, 65-yd. return after Quintin Mikell blocked a 40-yd. att. by Nate Kaeding vs. SD

**Opponent:** 12/7/08 - Kevin Dockery, 71-yd. return after Justin Tuck blocked a 32-yd. att. by D.Akers at NYG

### **Individual with Five-or More Field Goals**

**Eagles:** 11/23/14 - Cody Parkey (5-6) vs. Ten.

**Opponent:** 10/27/13 - Josh Brown (5-5) vs. NYG

### **Individual with Four-or More Field Goals**

**Eagles:** 10/11/15 - Caleb Sturgis (4-4) vs. NO

**Opponent:** 9/14/15 - Matt Bryant (4-4) at Atl.

### **Successful Onsides Kick**

**Eagles:** 12/30/12 - A.Henery kick recovered by B.Hughes (1st Q)

**Opponent:** 9/19/10 - J.Hanson kick recovered by Lions R.Phillips (4th Q)

### **Failed Onsides Kick Attempt**

**Eagles:** 9/20/15 - C.Parkey kick recovered by S.Lee vs. Dal. (4th Q)

**Opponent:** 9/27/15 - N.Folk kick recovered by S.Ajirotutu at NYJ (4th Q)

### **Touchdown off of Fake Field Goal**

**Eagles:** 12/24/1989 - C.Carter 22-yard pass from R.Ruzek vs. Pho.

**Opponent:** 12/20/1998 - Holder E.Bjornson 7-yard run at Dal.

### **Touchdown off of Fake Punt**

**Eagles:** 9/29/02 - B.Dawkins 57 yard pass from B.Mitchell vs. Hou.

**Opponent:** (could not find an instance when it occurred)

**Height:** 6-0  
**Weight:** 198  
**Date Of Birth:** May 24, 1993  
**Hometown:** Tampa, FL  
**HS:** Berkeley Prep (Tampa, FL)  
**College:** USC  
**NFL Experience:** Rookie  
**Draft Pick:** D1-15 (20th overall) by Philadelphia

## VITALS

TOP COLLEGE  
SINGLE-GAME  
PERFORMANCES

<u>Yds</u>	<u>Rec.</u>	<u>Opponent</u>
220	8	Wash. State ('14)
216	16	California ('14)
162	6	Oregon ('12)
161	7	Arizona ('13)
128	6	Colorado ('14)
120	12	Notre Dame ('14)

USC  
SINGLE-SEASON  
RANKINGS  
RECEPTIONS

1. Marqise Lee, 2012	118
2. Robert Woods, 2011	111
3. Nelson Agholor, 2014	104
4. Keyshawn Johnson, 1995	102
5. Mike Williams, 2003	95

THREE-STEP  
DROP

**First job:** Cashier at PDQ

**First jersey:** Michael Jordan, Chicago Bulls

**If he could play another sport what team/position:** Point guard, N.Y. Knicks

**Hobbies:** Cooking. "My best meal is yellow rice, pork chops and plantains."

**If he could be any superhero:** The Flash

**Favorite teams/athletes growing up:** N.Y. Knicks and Syracuse University

**Favorite meal:** Hibachi

**Favorite books:** *Things Fall Apart* by Chinua Achebe and *All the Places You Will Go* by Dr. Seuss

**Favorite movie:** *The Pursuit of Happiness*

**Favorite quote:** "The will to win is important, but the will to prepare is vital."



**"I guess the best way to say it is he's just dialed in as a football player. He's in the Jordan Matthews category in terms of his approach to the game. Always striving to be better. I think the great thing about Nelson is he has a growth mindset, and not a fixed mindset. He's always trying to get better."**

- Eagles Head Coach Chip Kelly

A dynamic wide receiver out of USC who can line up both inside and outside, Agholor finished his collegiate career with 179 catches for 2,571 yards and 20 TDs in 40 games with 30 starts. Also a dangerous weapon on special teams, Agholor set a school record with four punt return touchdowns.

## 2015 HIGHLIGHTS

- Snagged a career-long, 45-yard reception from QB Sam Bradford in the second quarter at Was. (10/4)
- Started the first game of his NFL career when the Eagles opened in a three-WR set at Atl. (9/14) and made his first NFL reception

## INJURY REPORT

- Was rendered inactive at Dal. (11/8), vs. NYG (10/19) and at Car. (10/25) with an ankle injury
- Sustained an ankle injury in the second quarter vs. NO (10/11) and did not return to the game

## COLLEGE HIGHLIGHTS

- Compiled 3,572 all-purpose yards and 24 TDs in his career and became just the 12th Trojan to notch 2,000 receiving yards
- Totaled 540 yards on 37 punt returns (14.6 average) and set a school record with four punt return touchdowns. Also recorded 24 kickoff returns for 443 yards (18.5 average)
- Finished eighth on the USC career receptions list (179) and seventh on the career punt return yardage chart (540), becoming the only Trojan to rank among USC's career Top-8 receivers and Top-7 punt returners
- Accumulated eight 100-yard receiving games in his career, including two 200-yard performances, which is tied for the most ever by a Trojan receiver
- Started all 13 games as a junior in 2014 and led the team with 104 receptions, 1,313 yards and 12 receiving TDs (all career highs)
- Added 19 punt returns for 197 yards (10.4 average) and two TDs and nine kickoff returns for 147 yards
- Earned Associated Press third-team All-America honors and first-team All-Pac-12 honors while finishing as one of 10 semifinalists for the Biletnikoff Award for the nation's top wide receiver. Also won USC's Offensive Perimeter Player of the Year Award



### AGHOLOR'S CAREER STATISTICS

			RECEIVING					OFF SNAPS	
Year	Team	GP/GS	No	Yds	Avg	Lg	TD	No	Pct
2015	Philadelphia	8/7	16	163	10.2	45	0	408	50%
<b>Totals</b>		<b>8/7</b>	<b>16</b>	<b>163</b>	<b>10.2</b>	<b>45</b>	<b>0</b>	<b>---</b>	<b>---</b>

### ADDITIONAL CAREER STATISTICS

**Fumbles/Lost:** (1/1) - 2015 (1/1)

### COLLEGE HIGHLIGHTS - Cont.

- His 200-yard receiving games vs. Washington State and California in 2014 not only was the first time in a season that a Trojan has had a pair of 200-yard games, but was the first time in USC history that a receiver has had consecutive 200-yard outings
- His 104 receptions in 2014 rank third on USC's all-time single-season list and sixth in the Pac-12
- As a sophomore in 2013, started all 14 games and racked up 56 receptions for 918 yards and six touchdowns. Also added 18 punt returns for 343 yards and two touchdowns, and 10 kickoff returns for 175 yards
- His 19.1 average on punt returns was a USC season record and ranked second nationally
- Made the 2013 All-Pac-12 second team as a return specialist and was an honorable-mention selection as a wide receiver
- Won USC's Offensive Perimeter Player of the Year Award and John McKay Award for competitive spirit
- Served as a key backup wide receiver, returned kickoffs and played on special teams as a true freshman in 2012
- Played in all 13 games, tallying 19 catches for 340 yards and two TDs and also returned five kickoffs for 121 yards
- Made the 2012 *Scout.com* Freshman All-American second team

### PERSONAL

- Attended Berkeley Prep High School in Tampa, Florida, earning All-America honors from many sources including *Super Prep* as a senior running back, wide receiver, cornerback and safety
- In his career, notched 4,732 rushing yards, 921 receiving yards, 12 interceptions and eight kickoff return touchdowns
- As a senior in 2011, accumulated 212 carries for 1,983 yards and 28 TDs and 10 receptions for 117 yards and two touchdowns. Also racked up 35 tackles and three interceptions on defense while returning eight punts for a 32.0-yard average
- As a junior in 2010, he had 1,440 yards on offense, three interceptions on defense and 323 return yards
- As a sophomore in 2009, he made All-State as he ran for 970 yards with 15 TDs and had 14 receptions for 239 yards with three TDs on offense and 31 tackles and four interceptions on defense
- As a 2008 freshman, totaled 1,400 all-purpose yards and five interceptions
- Also played basketball at Berkeley, where he averaged 12.8 points, 4.8 rebounds, 4.3 assists and 2.3 steals as a senior
- Was a communication major at USC
- Born in Nigeria and moved to the United States when he was 5 years old
- Son of Felix and Caroline Agholor and is the fourth of five children. Felix played high-level soccer in Nigeria

### 2015 GAME-BY-GAME STATISTICS

				RECEIVING					SNAPS	
Date	Opp	W/L	GP/GS	No	Yds	Avg	Lg	TD	No	Pct
Sep 14	at Atl	L	1/1	1	5	5.0	5	0	59	80%
Sep 20	Dal	L	1/1	3	31	10.3	12	0	47	76%
Sep 27	at NYJ	W	1/1	0	0	0.0	0	0	68	93%
Oct 4	at Was	L	1/1	3	64	21.3	45	0	54	96%
Oct 11	NO	W	1/1	1	5	5.0	5	0	34	40%
Oct 19	NYG	W	0/0	INACTIVE (ANKLE)						
Oct 25	at Car	L	0/0	INACTIVE (ANKLE)						
Nov 8	at Dal	W	0/0	INACTIVE (ANKLE)						
Nov 15	Mia	L	1/0	3	32	10.7	21	0	53	55%
Nov 22	TB	L	1/1	3	11	3.7	7	0	54	76%
Nov 26	at Det	L	1/1	2	15	7.5	12	0	39	66%
Dec 6	at NE									
Dec 13	Buf									
Dec 20	Ari									
Dec 26	Was									
Jan 3	at NYG									
<b>Totals</b>			<b>8/7</b>	<b>16</b>	<b>163</b>	<b>10.2</b>	<b>45</b>	<b>0</b>	<b>408</b>	<b>50%</b>

### CAREER HIGHS

<b>Receptions</b>	3	4x - 11/22/15 vs. TB
<b>Yards</b>	64	10/4/15 at Was.
<b>Long</b>	45	10/4/15 at Was.





## VITALS

**Height:** 6-3  
**Weight:** 215  
**Date Of Birth:** June 12, 1987  
**Hometown:** El Dorado Hills, CA  
**HS:** Oak Ridge (El Dorado Hills, CA)  
**College:** Fresno State  
**NFL Experience:** 6th year  
**Acquired:** FA (SD) 2015  
**Draft Pick:** Undrafted

SPECIAL  
TEAMS  
DEMON

## SPECIAL TEAMS TACKLES

**2014 Chargers leaders:**  
**Seyi Ajirotutu (19)**  
**Darrell Stuckey (17)**  
**Kavell Conner (16)**  
**Andrew Gachkar (16)**

**2013 Chargers leaders:**  
**Seyi Ajirotutu (12)**  
**Eric Weddle (11)**  
**Ladarius Green (10)**  
**Darrell Stuckey (10)**

THREE-STEP  
DROP

**In any other sport, what position would you play and what team:** Centerfielder for the San Francisco Giants  
**First jersey owned:** Reggie Miller, Team USA  
**Favorite Halloween costume growing up:** Pumpkin  
**Nickname:** Tu or Tutu  
**Three must-haves on a deserted island:** Cell phone, toothbrush, flashlight  
**First job:** Telemarketer for AT&T in high school, selling long-distance phone plans  
**Best player ever lined up against:** Darrelle Revis  
**Favorite TV show:** The Fresh Prince of Bel-Air

**“His length is one of the things that’s unique about him. He’s got great flexibility with that length to make people avoid and miss blocks, but he can get extended and make plays. When you look at his tape, he’s always kind of getting around the block and can reach and grab people because he’s so long. He can find the football. He’s not easily blocked.”**

**- Eagles Head Coach Chip Kelly**

A noted special teams performer, Seyi Ajirotutu (pronounced Shay-EE Ah-JEER-uh-too-too) signed a one-year contract with the Eagles in the 2015 offseason. Originally an undrafted free agent signee of the Chargers in 2010, Ajirotutu was named San Diego’s Special Teams Player of the Year in 2014 after notching a career-high 19 special teams tackles. He also led the Chargers in 2013 with 12 special teams tackles. In 57 career games, he has contributed on offense with 24 receptions for 420 yards and three TDs.

## BIRDSEED

- Teamed with former Fresno State teammates Ryan Mathews and Bobby Lepori, as well as former Navy officers Drei Carnes and Kareem Smith in developing **BodyFly Fitness**, a light weight personal exercise device designed to be carried to any desired workout location. Smith came up with the original concept as he felt he was limited with his workout regimen while on deployment. Website: [BodyFlyFitness.com](http://BodyFlyFitness.com)
- Has played with Mathews throughout his football career, as the two were teammates and roommates at Fresno State before starting their professional careers together with the Chargers in 2010
- Works out with Mathews, Darren Sproles, and Drew Brees at Fitness Quest 10 in San Diego. Also does many workouts on the beach
- Credits his mother for helping him not quit football during high school. “I wasn’t playing much and I just didn’t feel like playing anymore. But it ended up being the single most defining moment of my life when, no matter what I said or felt, she just wouldn’t let me quit.”



**BODYFLY**  
FITNESS

## 2014 HIGHLIGHTS (WITH SAN DIEGO)

- Played in all 16 games with one start and was named the Chargers Special Teams Player of the Year after leading the team with 19 special teams tackles. Also caught four passes for 45 yards
- Made his first start of the season, and the second of his career, at SF (12/20)

## PERSONAL

- He and his wife, Autumn, have twin daughters, Londyn and Laiyah and reside in Southern California. Also owns a French bulldog named Tupac



## AJIROTUTU'S CAREER STATISTICS

Year	Team	GP/GS	RECEIVING					OFF SNAPS		ST
			No	Yds	Avg	Lg	TD	No	Pct	
2010	San Diego	10/0	13	262	20.2	55t	2	NA	NA	2
2011	Carolina	14/0	1	4	4.0	4	0	NA	NA	0
2012	San Diego	3/1	3	45	15.0	28	0	72	7%	2
2013	San Diego	14/0	3	64	21.3	26t	1	72	6%	12
2014	San Diego	16/1	4	45	11.3	17	0	169	16%	19
2015	Philadelphia	10/0	1	4	4.0	4	0	7	1%	5
<b>Totals</b>		<b>67/2</b>	<b>25</b>	<b>424</b>	<b>17.0</b>	<b>55t</b>	<b>3</b>	<b>---</b>	<b>---</b>	<b>40</b>
PLAYOFFS										
2013	San Diego	2/0	0	0	---	---	0	1	1%	1
<b>Totals</b>		<b>1/0</b>	<b>0</b>	<b>0</b>	<b>---</b>	<b>---</b>	<b>0</b>	<b>---</b>	<b>---</b>	<b>1</b>

## CAREER HIGHS

Receptions	4	(11/7/10 at Hou.)
Yards	111	(11/7/10 at Hou.)
Long	55t	(11/7/10 at Hou.)
TDs	2	(11/7/10 at Hou.)

## PERSONAL

- Is the son of Leke and Wilma Ajirotutu. Leke was born in Nigeria. When translated to English, Ajirotutu means "God has done this." Has two older sisters, Yinka and Yemi, and a younger brother, Toyin
- Did not begin playing football until his freshman year in high school and did not play wide receiver until his senior season
- Was named the MVP of the *Sacramento Bee* All-Metro team as a senior in 2004 after leading Oak Ridge HS to the Sac-Joaquin Section D-II title. Caught 77 passes for 1,205 yards and 17 TDs to lead all divisions in the Sac-Joaquin section
- Also named the Sierra Conference Co-Defensive Player of the Year as a senior after recording 95 tackles and five INTs
- As a junior in 2003, earned first-team all-league honors as a DB after notching 70 tackles and 5 INTs
- Graduated from Fresno State with a degree in finance and interned during college with Northwestern Mutual. Also interned with the Pollakov Financial Group in San Diego
- Attended high school with NBA forward Ryan Anderson and former NFL receiver Austin Collie
- Grew up a fan of the SF Giants, 49ers, Sharks and the Sacramento Kings. His favorite player growing up was Barry Bonds
- Hobbies including playing video games, including FIFA, and playing golf

## 2013 HIGHLIGHTS (WITH SAN DIEGO)

- Appeared in 14 games and made three catches for 64 yards and a TD. Also notched a team-leading 12 tackles on special teams
- Forced a fumble on kickoff coverage vs. Oak. (12/22). The fumble was recovered by San Diego and led to a field goal in an eventual 26-13 win
- Hauled in a game-winning, 26-yard touchdown from QB Philip Rivers with just 24 seconds remaining in regulation in a 41-38 win at KC (11/24). On second-and-15, trailing 38-34, beat CB Sean Smith down the left sideline and snagged the ball in the end zone to lift San Diego over their division rivals

## 2015 GAME-BY-GAME STATISTICS

Date	Opp	W/L	GP/GS	RECEIVING					SNAPS	
				No	Yds	Avg	Lg	TD	No	Pct
Sep 14	at Atl	L	1/0	0	0	0.0	0	0	0	0%
Sep 20	Dal	L	0/0	INACTIVE/CONCUSSION						
Sep 27	at NYJ	W	1/0	0	0	0.0	0	0	2	3%
Oct 4	at Was	L	1/0	0	0	0.0	0	0	0	0%
Oct 11	NO	W	1/0	0	0	0.0	0	0	0	0%
Oct 19	NYG	W	1/0	0	0	0.0	0	0	1	1%
Oct 25	at Car	L	1/0	0	0	0.0	0	0	0	0%
Nov 8	at Dal	W	1/0	0	0	0.0	0	0	0	0%
Nov 15	Mia	L	1/0	0	0	0.0	0	0	0	0%
Nov 22	TB	L	1/0	0	0	0.0	0	0	0	0%
Nov 26	at Det	L	1/0	1	4	4.0	4	0	4	7%
Dec 6	at NE									
Dec 13	Buf									
Dec 20	Ari									
Dec 26	Was									
Jan 3	at NYG									
<b>Totals</b>			<b>10/0</b>	<b>1</b>	<b>4</b>	<b>4.0</b>	<b>4</b>	<b>0</b>	<b>7</b>	<b>1%</b>

## 2012 HIGHLIGHTS (WITH SAN DIEGO)

- Re-signed with the Chargers in late October and played in three games with one start, catching three passes for 45 yards
- Made the first career start vs. KC (11/1), just three days after re-signing with San Diego and recorded a 28-yard reception

## 2011 HIGHLIGHTS (WITH CAROLINA)

- Played in 14 games during his one season with the Panthers

## 2010 HIGHLIGHTS (WITH SAN DIEGO)

- Appeared in 10 games as a rookie with the Chargers and set career highs in receptions (13), yards (262) and TDs (two)
- In just his third NFL game at Hou. (11/7), set career highs with four catches, 111 yards (27.8 avg.) and two TDs. Hauled in a career long 55-yard catch for SD's first points of the game. Trailing 23-21 late in the game, snagged a 28-yard TD from Rivers with 5:17 remaining in regulation to give San Diego the victory

## COLLEGE HIGHLIGHTS

- Played in 13 games with 10 starts as a senior in 2009 and was named second-team All-Western Athletic Conference after leading the Bulldogs in all major receiving categories with 49 receptions, 677 yards and seven TDs
- As a junior in 2008, led the team with a career-high 714 receiving yards on 44 catches and notched five TDs
- Saw the first significant action of his career as a sophomore in 2007 and finished fourth on the team with 491 receiving yards on 29 receptions. His 16.9-yard average led the team
- Missed time as a redshirt freshman in 2006 due to an injury suffered in camp and tallied four catches for 34 yards
- Redshirted in 2005

## INJURY HISTORY

- Suffered concussion at Atl. (9/14/15) and missed next game
- Placed on Injured Reserve with a hand injury on 12/4/12



## VITALS

**Height:** 6-2  
**Weight:** 333  
**Date Of Birth:** November 14, 1991  
**Hometown:** Minnetonka, MN  
**HS:** Minnetonka  
**College:** Wisconsin  
**NFL Experience:** 2nd Year  
**Draft Pick:** D7-14 (224th overall) by Philadelphia

WISCONSIN  
CAREER SERVICE

## GAMES PLAYED

1t. Beau Allen, 2010-13	54
Ryan Groy, 2010-13	54
Rob Havenstein, 2011-14	54
Ethan Hemer, 2010-13	54
Dezmen Southward, 2010-13	54

THREE-STEP  
DROP

**In any other sport, what position would you play and what team:**

Golfer on the PGA Tour

**Three must-haves on a deserted island:** Kindle, my favorite pillow, a case of Spotted Cow beer

**First jersey owned:** Brett Favre, Green Bay Packers

**Pre-game ritual:** Listen to the same exact play list since 9th grade

**Favorite meal:** Mom's Porcupine Meatballs (meatballs with rice inside)

**Favorite book:** *Lonesome Dove* by Larry McMurtry

**Favorite athlete to watch now:** Ronda Rousey

**"Beau's an intriguing guy. For how big he is, he has very, very good feet, he's quick, he's very strong, he has a lot of raw ability that you like to see in a nose tackle."**

- Eagles Center Jason Kelce

A seventh-round pick of the Eagles from Wisconsin in 2014, Beau Allen contributed immediately during his rookie campaign as a member of the team's defensive line rotation. Allen, who never missed a game in college, finished his Badger career with 94 tackles and eight sacks en route to becoming a two-time All-Big Ten honorable mention selection (2012-13).

## BIRDSEED

- Claims his football career was most influenced by his position coach at Wisconsin, Charlie Partridge, now the head coach at Florida Atlantic. "I thought he was a great coach and I had a lot of respect for him and the way he went about his business. I think he taught us the right way. Coach Azzinaro reminds me a lot of him."
- **Underrated attribute needed to be a successful nose tackle:** "I think you have to be smart to be a nose guard, especially in this scheme. You can really help yourself by knowing pre-snap what's going on and being an aware football player. When people think of nose guards, they just think of some big, dumb, brawny guy taking up space, but they are doing a lot more than what people actually know."

## 2015 HIGHLIGHTS

- Registered a career-high 6 tackles at Was. (10/4)

## 2014 HIGHLIGHTS

- Posted 15 tackles during his rookie season while playing 17% of the defensive snaps
- Notched the first sack of his career, helping bring down Ryan Fitzpatrick in a win at Hou. (11/2)

## PERSONAL

- Single and has a Vizsla dog named Penny
- Nicknamed "The Polar Bear" at Wisconsin, due to his size and northern heritage
- Son of Matt and Susie Allen. Matt is a senior vice president of sales for a cosmetic company and Susie is a registered nurse. Matt also was the varsity spirit squad captain at Wisconsin
- Grandfather, Fred T. Westphal, was an All-American swimmer at Wisconsin (1956-59). Uncle, John Westphal, played football for the Badgers (1980-81)
- An all-state selection by the *Associated Press* as a senior at Minnetonka HS with a team-best 89 tackles, seven sacks, three forced fumbles, two blocked field goals and one blocked punt
- Also played hockey, lacrosse and participated in track and field in high school and was a member of the 2009 Minnesota state champion lacrosse team
- Began playing football in 7th grade as a two-way lineman and tight end for the Minnetonka Skippers





## ALLEN'S CAREER STATISTICS

Year	Team	GP/GS	TACKLES					PASS DEFENSE					FUMBLES			DEF SNAPS	
			Total	Solo	Asst	TFL	Sacks	Int	Yards	Lg	TD	KD	FF	FR	Yards	Played	Pct
2014	Philadelphia	16/0	15	8	7	0	0.5	0	0	0	0	0	0	0	0	195	17%
2015	Philadelphia	11/0	17	9	8	0	0.0	0	0	0	0	1	0	0	0	214	26%
<b>Totals</b>		<b>27/0</b>	<b>32</b>	<b>17</b>	<b>15</b>	<b>0</b>	<b>0.5</b>	<b>0</b>	<b>0</b>	<b>0</b>	<b>0</b>	<b>1</b>	<b>0</b>	<b>0</b>	<b>0</b>	<b>---</b>	<b>---</b>

- Was a four-time Outstanding Academic Achievement Award honoree for football
- Grew up a fan of the Green Bay Packers, Brett Favre, Mike Modano, Tiger Woods and Mike Alstott
- Hobbies include fishing, water sports, reading and playing video games
- His first job was at a pizza and pasta restaurant in Minnesota named Detello's. "It was a place right by my house. It's a mom-and-pop shop that we went to all the time growing up, so I worked there. Every time I go home, I go back there."
- Majored in management in college

## COLLEGE HIGHLIGHTS

- Set a school record with 54 games played, having never missed a contest in his college career. A three-time Academic All-Big Ten selection (2011-13) and consensus All-Big Ten honorable mention choice (2012-13)
- A four-year letterwinner, rounded out his Wisconsin career with 94 tackles (15 TFLs), eight sacks, two blocked kicks and a fumble recovery for a TD after a blocked punt as a senior
- Started all 13 games as a senior in 2013, registering 20 tackles (two TFLs), 1.5 sacks and a FR
- As a junior in 2012, ranked second on the team with 7.5 TFLs, while also tallying 37 tackles, 2.5 sacks

## NOSE FOR THE BALL AND A GUITAR

Allen played bass guitar from 7th through 9th grade for a band called THE UNZIPPED. Recalled Allen, "We were the undisputed winners of our 8th grade talent show at Minnetonka Middle School. We played classic rock like Led Zeppelin and Van Halen."



## TRADITION ... ALL SEVEN LAYERS OF IT



Allen is really proud of his family tradition of having a seven-layer jello at every holiday meal. "I can't even describe how big a deal this is in our family. My mother makes it and we don't even wait for dessert to eat it. It's an appetizer."

## 2015 GAME-BY-GAME STATISTICS

Date	Opp	W/L	GP/GS	S	A	TT	Sac	Hur	KD	FF	FR	Snap	Pct
Sep 14	at Atl	L	1/0	2	0	2	0.0	0	0	0	0	12	16%
Sep 20	Dal	L	1/0	0	2	2	0.0	0	0	0	0	19	22%
Sep 27	at NYJ	W	1/0	0	1	1	0.0	0	0	0	0	28	35%
Oct 4	at Was	L	1/0	3	3	6	0.0	0	1	0	0	54	64%
Oct 11	NO	W	1/0	1	0	1	0.0	0	0	0	0	21	30%
Oct 19	NYG	W	1/0	1	0	1	0.0	0	0	0	0	11	16%
Oct 25	at Car	L	1/0	0	0	0	0.0	0	0	0	0	15	25%
Nov 8	at Dal	W	1/0	1	1	2	0.0	0	0	0	0	9	12%
Nov 15	Mia	L	1/0	0	0	0	0.0	0	0	0	0	8	12%
Nov 22	TB	L	1/0	0	0	0	0.0	0	0	0	0	16	21%
Nov 26	at Det	L	1/0	1	1	2	0.0	0	0	0	0	21	29%
Dec 6	at NE												
Dec 13	Buf												
Dec 20	Ari												
Dec 26	Was												
Jan 3	at NYG												
<b>Totals</b>			<b>11/0</b>	<b>9</b>	<b>8</b>	<b>17</b>	<b>0.0</b>	<b>0</b>	<b>1</b>	<b>0</b>	<b>0</b>	<b>214</b>	<b>26%</b>

## 2014 GAME-BY-GAME STATISTICS

Date	Opp	W/L	GP/GS	S	A	TT	Sac	Hur	KD	FF	FR	Snap	Pct
Sep 7	Jax	W	1/0	1	0	1	0.0	0	0	0	0	19	26%
Sep 15	at Ind	W	1/0	0	0	0	0.0	0	0	0	0	10	14%
Sep 21	Was	W	1/0	2	0	2	0.0	0	0	0	0	13	24%
Sep 28	at SF	L	1/0	2	0	2	0.0	0	0	0	0	13	16%
Oct 5	StL	W	1/0	0	0	0	0.0	1	0	0	0	14	19%
Oct 12	NYG	W	1/0	0	1	1	0.0	0	0	0	0	19	30%
Oct 26	at Ari	L	1/0	0	0	0	0.0	0	0	0	0	9	13%
Nov 2	at Hou	W	1/0	0	1	1	0.5	0	0	0	0	8	13%
Nov 10	Car	W	1/0	1	1	2	0.0	0	0	0	0	20	24%
Nov 16	at GB	L	1/0	2	1	3	0.0	0	0	0	0	16	24%
Nov 23	Ten	W	1/0	0	0	0	0.0	0	0	0	0	20	29%
Nov 27	at Dal	W	1/0	0	1	1	0.0	0	0	0	0	7	11%
Dec 7	Sea	L	1/0	0	1	1	0.0	0	0	0	0	13	15%
Dec 14	Dal	L	1/0	0	0	0	0.0	0	0	0	0	5	6%
Dec 20	at Was	L	1/0	0	1	1	0.0	0	0	0	0	2	4%
Dec 28	at NYG	W	1/0	0	0	0	0.0	0	0	0	0	7	9%
<b>Totals</b>			<b>16/0</b>	<b>8</b>	<b>7</b>	<b>15</b>	<b>0.5</b>	<b>1</b>	<b>0</b>	<b>0</b>	<b>0</b>	<b>195</b>	<b>17%</b>

## CAREER HIGHS

Tackles	6	(10/4/15 at Was.)
Sacks	0.5	(11/2/14 at Hou.)





## VITALS

**Height:** 6-3  
**Weight:** 238  
**Date Of Birth:** August 14, 1990  
**Hometown:** Los Gatos, CA  
**HS:** Los Gatos  
**College:** Oregon  
**NFL Experience:** 3rd Year  
**Acquired:** T-Buf (2015)  
**Draft Pick:** D2b-13 (46th overall) by Buffalo

SELECT  
COMPANY

**150 TACKLES, 4 INT, 2 FR  
 IN A SEASON (since 2001)**

**Kiko Alonso (2013)  
 Ray Lewis (2003)**

ROOKIE  
HONORS

**PFWA NFL DEFENSIVE  
 ROOKIES OF THE YEAR**  
 2014 - Aaron Donald, STL  
 2013 - Kiko Alonso, BUF  
 2012 - Luke Kuechly, CAR  
 2006 - DeMeco Ryans, HOU

THREE-STEP  
DROP

**In any other sport, what position would you play and what team:** Boxer

**Three must-haves on a deserted island:** Books, music, ax

**Favorite athlete to watch now:** Steph Curry

**First jersey owned:** Randy Moss, Minnesota Vikings

**Favorite musician:** Farruko (reggaeton)

**Favorite family tradition:** Roasting a pig on Christmas in Puerto Rico

**Favorite meal:** Chicken, rice, black bean, fried plantains

**Favorite movie:** Gladiator

The PFWA's NFL Defensive Rookie of the Year in 2013, Kristian "Kiko" Alonso was acquired by the Eagles in a trade with the Buffalo Bills for LeSean McCoy during the 2015 offseason. A 2nd round draft pick of the Bills in 2013, Alonso stormed onto the NFL landscape as he played in all 1,145 of the Bills defensive snaps, recording 159 tackles, the third highest total in the NFL in 2013 and the third most by a rookie since 2000. He missed the entire 2014 season after suffering a torn ACL during a workout session prior to training camp. He is a former pupil of Chip Kelly at the University of Oregon

## BIRDSEED

- His fluency in Spanish helped during portions of his Oregon career as he could speak that language to fellow Ducks linebacker Michael Clay (now the Eagles assistant special teams coach) on the field
- Since arriving in Philadelphia in the spring of 2015, Alonso regularly volunteers his spare time helping the football players at Penn Wood High School in Lansdowne, PA. "It's a lot of fun seeing the guys improve," said Alonso. "I visit there about once every two weeks to help them with their techniques in drills."
- His first job was coaching baseball for a 13/14-year old team during the summer while he was in high school in Los Gatos, CA
- His older brother, Carlos Jr., is a 2nd baseman in the Phillies minor league system after being drafted out of the University of Delaware in 2010

## CAREER HIGHLIGHTS

- Earned PFWA NFL Defensive Rookie of the Year honors in 2013 after collaring 159 tackles and four interceptions, becoming just the 8th linebacker in the NFL since 1989 to record at 150+ tackles and 4+ interceptions in a single season

## 2015 HIGHLIGHTS

- In his Eagles debut at Atl. (9/14), made a spectacular, one-handed interception in front of Falcons WR Roddy White in the end zone

## PERSONAL

- Single. Owns a springer spaniel named Rusty and a American bully named Dino.
- Son of Carlos and Monica Alonso and has two brothers, Carlos, Jr. and Lucas
- Grew up primarily playing baseball and did not begin his football career until his freshman year of high school
- Attended Los Gatos HS where he led the De Anza League and Central Coast Section with 150 tackles his senior year. Also finished third on the team with 27 sacks while also leading the Wildcats in receiving as a tight end with 35 catches for 558 yards
- Earned *GoldenStatePreps.com* All-Northern California first-team honors and was also a third-team all-state selection by *Calhisportsbayarea.com*
- Played 1st base for his baseball team in high school
- Grew up a fan of the Minnesota Vikings, Randy Moss, New York Yankees, Allen Iverson and the Philadelphia 76ers



## ALONSO'S CAREER STATISTICS

Year	Team	GP/GS	TACKLES					PASS DEFENSE					FUMBLES			DEF SNAPS		ST
			Total	Solo	Asst	TFL	Sacks	Int	Yards	Lg	TD	KD	FF	FR	Yards	Played	Pct	
2013	Buffalo	16/16	159	87	72	11	0.0	4	38	32	0	5	1	2	13	1145	100%	0
2014	Buffalo	0/0	INJURED RESERVE/KNEE															
2015	Philadelphia	6/1	16	10	6	0	0.0	1	0	0	0	0	0	0	0	224	27%	0
<b>Totals</b>		<b>22/17</b>	<b>175</b>	<b>97</b>	<b>78</b>	<b>11</b>	<b>0.0</b>	<b>5</b>	<b>38</b>	<b>32</b>	<b>0</b>	<b>5</b>	<b>1</b>	<b>2</b>	<b>13</b>	<b>---</b>	<b>---</b>	<b>0</b>

## CAREER HIGHS

<b>Tackles:</b> 22 (10/13/13 vs. Cin.)	<b>Interceptions:</b> 2 (9/29/13 vs. Bal.)
<b>Sacks:</b> 1 (2 times) last 11/3/13 vs. KC	<b>Longest INT Return:</b> 32 yards (9/22/13 at NYJ)

## 2015 GAME-BY-GAME STATISTICS

Date	Opp	W/L	GP/GS	S	A	TT	Sac	Hur	Int	Yds	Lg	KD	FF	FR	Snaps	Pct
Sep 14	at Atl	L	1/0	2	1	3	0.0	0	1	0	0	0	0	0	51	66%
Sep 20	Dal	L	1/0	1	1	2	0.0	0	0	0	0	0	0	0	19	22%
Sep 27	at NYJ	W	0/0	INACTIVE/KNEE												
Oct 4	at Was	L	0/0	INACTIVE/KNEE												
Oct 11	NO	W	0/0	INACTIVE/KNEE												
Oct 19	NYG	W	0/0	INACTIVE/KNEE												
Oct 25	at Car	L	0/0	INACTIVE/KNEE												
Nov 8	at Dal	W	1/0	1	0	1	0.0	0	0	0	0	0	0	0	29	37%
Nov 15	Mia	L	1/0	3	2	5	0.0	0	0	0	0	0	0	0	30	45%
Nov 22	TB	L	1/0	1	0	1	0.0	0	0	0	0	0	0	0	54	69%
Nov 26	at Det	L	1/1	2	2	4	0.0	0	0	0	0	0	0	0	41	57%
Dec 6	at NE															
Dec 13	Buf															
Dec 20	Ari															
Dec 26	Was															
Jan 3	at NYG															
<b>Totals</b>			<b>6/1</b>	<b>10</b>	<b>6</b>	<b>16</b>	<b>0.0</b>	<b>0</b>	<b>1</b>	<b>0</b>	<b>0</b>	<b>0</b>	<b>0</b>	<b>0</b>	<b>224</b>	<b>27%</b>

## 2013 GAME-BY-GAME STATISTICS (BUFFALO)

Date	Opp	W/L	GP/GS	S	A	TT	Sac	Hur	Int	Yds	Lg	KD	FF	FR	Snaps	Pct
Sep 8	NE	L	1/1	5	4	9	0	NA	0	0	0	0	1	1	91	100%
Sep 15	Car	W	1/1	9	1	10	1	NA	1	0	0	1	0	0	79	100%
Sep 22	at NYJ	L	1/1	3	5	8	0	NA	1	32	32	1	0	0	78	100%
Sep 29	Bal	W	1/1	2	3	5	0	NA	2	6	6	2	0	0	65	100%
Oct 3	at Cle	L	1/1	4	8	12	0	NA	0	0	0	0	0	0	68	100%
Oct 13	Cin	L	1/1	9	13	22	0	NA	0	0	0	0	0	0	86	100%
Oct 20	at Mia	W	1/1	3	1	4	0	NA	0	0	0	0	0	0	66	100%
Oct 27	at NO	L	1/1	8	3	11	0	NA	0	0	0	0	0	0	70	100%
Nov 3	KC	L	1/1	3	5	8	1	NA	0	0	0	0	0	0	58	100%
Nov 10	at Pit	L	1/1	6	4	10	0	NA	0	0	0	0	0	0	68	100%
Nov 17	NYJ	W	1/1	7	6	13	0	NA	0	0	0	0	0	0	58	100%
Dec 1	Atl	L	1/1	8	5	13	0	NA	0	0	0	0	0	1	88	100%
Dec 8	at TB	L	1/1	5	1	6	0	NA	0	0	0	0	0	0	66	100%
Dec 15	at Jax	W	1/1	6	0	6	0	NA	0	0	0	0	0	0	75	100%
Dec 22	Mia	W	1/1	3	5	8	0	NA	0	0	0	0	0	0	54	100%
Dec 29	at NE	L	1/1	6	8	14	0	NA	0	0	0	0	0	0	75	100%
<b>Totals</b>			<b>16/16</b>	<b>87</b>	<b>72</b>	<b>159</b>	<b>2</b>	<b>NA</b>	<b>4</b>	<b>38</b>	<b>32</b>	<b>4</b>	<b>1</b>	<b>2</b>	<b>1145</b>	<b>100%</b>



## VITALS

**Height:** 6-2  
**Weight:** 311  
**Date Of Birth:** June 21, 1991  
**Hometown:** Ontario, CA  
**HS:** Colony (Fontana, CA)  
**College:** Oregon State  
**NFL Experience:** 1st Year  
**Acquired:** Rookie FA 2014  
**Draft Pick:** Undrafted

THREE-STEP  
DROP

**In any other sport, what position would you play and what team:**

1st baseman for the San Francisco Giants

**First jersey owned:** Nick Van Exel, Los Angeles Lakers

**First job:** Host at Denny's

**Favorite movies:** Life, Ironman 1-3

**Favorite Halloween costume as a kid:** Jason the Red Power Ranger

**Talent he'd most like to have:** Play the piano

**Favorite TV shows:** Breaking Bad, Law & Order

**Best player he ever line up against:** Former Oregon State teammate, Stephen Paea

A three-year starter at Oregon State, Josh Andrews spent his rookie season on the practice squad after being signed as a rookie free agent in 2014. Andrews started 25 consecutive games during his junior and senior campaigns. He earned first-team All-Mt. Baldy League accolades three times at Colony High School.

## BIRDSEED

- Would be a parole officer if he were not playing football. Said Andrews, "My friend's father is a cop and my major in college [sociology] really enlightened me on all the different aspects of life. There are so many people that need direction and I would like to be that person to set them on the right path."

## PERSONAL

- Enjoys playing video games in his spare time, specifically Madden, NBA2K, NCAA Football and Call of Duty
- Favorite sports moment was winning the Hawai'i Bowl as a senior at Oregon State
- A big fan of RB Ricky Williams growing up, followed the Miami Dolphins and the San Francisco 49ers
- A three-time first-team All-Mt. Baldy League selection at Colony High School, Andrews helped lead the school to a CIF-Central Division title as a senior, playing on both the offensive and defensive lines
- Also played basketball in high school
- Participated in the "Beavers Without Borders" trip to Ethiopia in the summer of 2012, where he helped build two houses for underprivileged families
- Son of Nate and Tanya Smith and has two siblings, Darrell and Devin
- His mother, Tanya, a respiratory therapist, has been the biggest influence on his life. "She was a single parent and had to do a lot of sacrificing for my brothers and I. She had to be both the mother and father in our household. I'm thankful for everything she has done for us."
- Twitter handle: @juiceman621
- His cousin, Daniel Drayton, played safety for Oregon State from 2004-07
- Graduated with a degree in sociology

## ANDREWS' CAREER SERVICE

Regular Season		
Year	Team	GP/GS
2015	Philadelphia	8/0
<b>Totals</b>		<b>8/0</b>



## VITALS



Height: 6-2  
Weight: 215  
Date Of Birth: June 30, 1984  
Hometown: Garfield, NJ  
HS: Garfield  
College: Monmouth  
NFL Experience: 10th Year  
Acquired: FA (Cle) 2015  
Draft Pick: Undrafted

## UNDRAFTED PLAYERS W/ AT LEAST TWO 1,000-YD SEASONS

WR Rod Smith (8)  
WR Wes Welker (5)  
WR Gary Clark (5)  
WR Steve Watson (3)  
WR Miles Austin (2)  
WR Victor Cruz (2)  
TE Antonio Gates (2)  
WR Alfred Jenkins (2)  
WR Drew Pearson (2)  
WR Ricky Sanders (2)  
WR J.T. Smith (2)

## THREE-STEP DROP

**If he could play another sport, what team/position:** Pro golfer  
**First jersey:** Marshall Faulk, St. Louis Rams  
**First job:** Janitorial specialist  
**Bucket list:** Travel to Machu Picchu  
**Hobbies:** Golf, poker and traveling  
**If he could be any superhero, he would be:** Superman  
**Three items needed on deserted island:** Water, fishing pole and lighters  
**Favorite teams/athletes growing up:** Yankees/Bernie Williams, Paul O'Neill and Don Mattingly  
**Favorite meal:** Boneless buffalo wings, dry-aged NY strip (medium) and escargot  
**Favorite movie:** *The Shawshank Redemption*  
**Favorite TV show:** *Game of Thrones*  
**Favorite musical artists:** AZ and Nas

## Pro Bowls: 2010, 2011

***"He's an outstanding route runner. Does a great job at getting separation at the top of his routes, understands leverage, understands coverage. I think that [comes with the] wealth of experience that he has."***

- Eagles Head Coach Chip Kelly

After spending the first eight years of his pro career in Dallas, Austin played in Cleveland in 2014 and signed a one-year contract with the Eagles during the 2015 offseason. Originally signed as an undrafted free agent by the Cowboys in 2006, Austin was used primarily as a kick returner and special teams player until he cracked the offensive lineup full time in 2009. He broke out in 2009 when he started nine games and recorded career highs with 81 catches for 1,320 yards and 11 TDs. Austin has earned two Pro Bowl nods in his career (2009 and 2010) with back-to-back 1,000-yard seasons.

## CAREER HIGHLIGHTS

- Burst onto the scene in 2009 when he set career highs in every major receiving category, notching 81 receptions for 1,320 yards (16.3 avg.) and 11 TDs. His first 1,000-yard season earned him Pro Bowl honors
- Returned to the Pro Bowl in 2010 after hauling in 69 catches for 1,041 yards (15.1 avg.) and seven TDs. His 1,000-plus yards in 2010 made Austin just the 10th undrafted free agent in NFL history to record two 1,000-yard seasons at that time
- Finished his career in Dallas with the ninth-most receptions in franchise history (301)
- After recording just five catches during the first four games of the 2009 season, broke out with 10 catches for a career-high 250 yards and two scores at KC (10/11/09). His 250 yards at KC mark the highest-single game receiving total in Cowboys history

## BIRDSEED

- Founded the Austin Family Foundation, which aims to support and promote youth programming in low-income areas through character development and community involvement. For more info, visit [www.austinfamilyfoundation.org](http://www.austinfamilyfoundation.org)



## 2015 HIGHLIGHTS

- Hauled in his first touchdown catch of the season when he snagged a 39-yard reception from QB Sam Bradford early in the fourth quarter at Was. (10/4)

## PERSONAL

- Has an appreciation for "great writing" and wishes that was one talent he could possess
- Having to establish himself as a dependable NFL player after originally going undrafted was the biggest obstacle he had to face in his football career





AUSTIN'S CAREER STATISTICS														
Year	Team	GP/GS	RECEIVING					OFF SNAPS		KICK RETURNS				
			No	Yds	Avg	Lg	TD	No	Pct	No	Yds	Avg	Lg	TD
2006	Dallas	9/0	0	0	---	--	0	NA	NA	29	753	26.0	37	0
2007	Dallas	16/0	5	76	15.2	35	0	NA	NA	24	612	25.5	60	0
2008	Dallas	12/0	13	278	21.4	63	3	NA	NA	29	624	21.5	36	0
2009	Dallas	16/9	81	1320	16.3	60t	11	NA	NA	7	157	22.4	29	0
2010	Dallas	16/16	69	1041	15.1	69t	7	NA	NA	0	0	---	--	0
2011	Dallas	10/10	43	579	13.5	53t	7	NA	NA	0	0	---	--	0
2012	Dallas	16/15	66	943	14.3	49	6	860	78%	0	0	---	--	0
2013	Dallas	11/8	24	244	10.2	20	0	525	53%	0	0	---	--	0
2014	Cleveland	12/11	47	568	12.1	31	2	536	51%	0	0	---	--	0
2015	Philadelphia	11/1	13	224	17.2	39t	1	407	50%	0	0	---	--	0
<b>Totals</b>		<b>129/70</b>	<b>361</b>	<b>5273</b>	<b>14.6</b>	<b>69t</b>	<b>37</b>	<b>---</b>	<b>---</b>	<b>89</b>	<b>2146</b>	<b>24.1</b>	<b>60</b>	<b>0</b>
PLAYOFFS														
2006	Dallas	1/0	0	0	---	--	0	NA	NA	3	136	45.3	93t	1
2007	Dallas	1/0	0	0	---	--	0	NA	NA	3	67	22.3	29	0
2009	Dallas	2/2	11	116	10.5	36	1	NA	NA	0	0	0.0	0	0
<b>Totals</b>		<b>4/2</b>	<b>11</b>	<b>116</b>	<b>10.5</b>	<b>36</b>	<b>1</b>	<b>---</b>	<b>---</b>	<b>6</b>	<b>203</b>	<b>33.8</b>	<b>93t</b>	<b>1</b>
ADDITIONAL CAREER STATISTICS														
<b>Rushing:</b> (11-94-1TD, 60t Lg) - 2009 (2--2, 11 Lg), 2010 (7-93, 60t Lg), 2011 (2-3, 5 Lg)														
<b>Postseason Rushing:</b> 2009 (1-8, 8 Lg)														
<b>Misc. Tackles:</b> (15) - 2008 (2), 2009 (3), 2010 (6), 2012 (3), 2013 (1)														
<b>Fumbles/Lost:</b> (8/3) - 2006 (3/1), 2008 (1/0), 2009 (1/0), 2010 (1/1), 2011 (1/0), 2012 (1/1)														
<b>Misc. Fumble Recoveries:</b> (1) - 1 at Ari. 12/25/10														

100-YARD RECEIVING GAMES (14)				
Yds	Date	Opponent	Rec.	TDs
250	10/11/09	at Kansas City (W)	10	2
171	10/25/09	vs. Atlanta (W)	6	2
166	10/10/10	vs. Tennessee (L)	9	1
146	9/12/10	at Washington (L)	10	1
145	11/26/09	vs. Oakland (W)	7	1
143	9/18/11	at San Francisco (W)	9	3
142	9/19/10	vs. Chicago (L)	10	0
139	12/19/09	at New Orleans (W)	7	1
133	10/28/12	vs. NY Giants (L)	9	0
117	10/31/10	vs. Jacksonville (L)	7	0
115	12/25/10	at Arizona (L)	6	1
115	9/21/08	at Green Bay (W)	2	1
107	9/23/12	vs. Tampa Bay (W)	5	0
104	12/6/09	at NY Giants (L)	10	1

MULTI-TOUCHDOWN GAMES (4)		
Date	Opponent	TDs
9/18/11	at San Francisco (W)	3
11/21/10	vs. Detroit (W)	2
10/25/09	vs. Atlanta (W)	2
10/11/09	at Kansas City (W)	2





## 2015 GAME-BY-GAME STATISTICS

				RECEIVING					SNAPS	
Date	Opp	W/L	GP/GS	No	Yds	Avg	Lg	TD	No	Pct
Sep 14	at Atl	L	1/0	2	22	11.0	15	0	16	22%
Sep 20	Dal	L	1/0	0	0	0.0	0	0	9	15%
Sep 27	at NYJ	W	1/0	0	0	0.0	0	0	44	60%
Oct 4	at Was	L	1/0	2	51	25.5	39t	1	20	36%
Oct 11	NO	W	1/0	0	0	0.0	0	0	46	55%
Oct 19	NYG	W	1/0	3	60	20.0	37	0	50	64%
Oct 25	at Car	L	1/1	4	52	13.0	22	0	60	72%
Nov 8	at Dal	W	1/0	1	27	27.0	27	0	64	88%
Nov 15	Mia	L	1/0	0	0	0.0	0	0	45	47%
Nov 22	TB	L	1/0	0	0	0.0	0	0	31	44%
Nov 26	at Det	L	1/0	1	12	12.0	12	0	22	37%
Dec 6	at NE									
Dec 13	Buf									
Dec 20	Ari									
Dec 26	Was									
Jan 3	at NYG									
<b>Totals</b>			<b>11/1</b>	<b>13</b>	<b>224</b>	<b>17.2</b>	<b>39t</b>	<b>1</b>	<b>407</b>	<b>50%</b>

## CAREER HIGHS

Receptions	10	[5x - 9/8/13 vs. NYG]
Receiving Yards	250	[10/11/09 at KC]
Receiving Long	69t	[10/10/10 vs. Ten.]
Receiving TDs	3	[9/18/11 at SF]
Rushes	1	[1/17/10 at Min., AFC Div.]
	1	[11x - 12/11/11 vs. NYG]
Rushing Yards	60	[11/25/10 vs. NO]
Rushing Long	60t	[11/25/10 vs. NO]
Rushing TDs	1	[11/25/10 vs. NO]
KO Returns	6	[2x - 12/20/08 vs. Bal.]
KO Yards	166	[11/29/07 vs. GB]
KO Long	60	[12/9/07 at Det.]
KO TDs	1	[1/6/07 at Sea., NFC Wild Card]

## PERSONAL - Cont.

- As part of his pregame ritual, reads the gameday program at his locker
- High school teammate of former Chargers DE Luis Castillo
- Attended Garfield (NJ) High School where he played football and basketball and was a member of the track & field team. Finished his basketball career with 1,028 points and recorded the second-longest javelin throw in Bergen County history (214'8")
- Has volunteered his time to the Salvation Army and Make-a-Wish Foundation
- Son of Miles and Ann Austin. Considers his father to be the biggest influence on his life as he instilled in him the mindset to never give up
- He and his wife, Stacy, have a son, Miles IV

## 2014 HIGHLIGHTS (with Cleveland)

- Played in 12 games with 11 starts during his lone season in Cleveland and hauled in 47 catches, the second-highest total on the team, for 568 yards (12.1 avg.) and two TDs
- Notched season highs in receptions (seven) and yards (86) in a loss at Buf. (11/30). Sustained a kidney injury during the game that landed him on Injured Reserve on 12/2
- Served as a game captain vs. Bal. (9/21) and recorded six catches for 51 yards and a score. His 4-yard TD marked the first time he scored TDs in back-to-back games since 2012
- Tied for the team lead with six catches for 44 yards and a TD in a 26-24 win vs. NO (9/14). Corralled three catches on Cleveland's game-winning drive, all of which went for first downs, including a 13-yard reception while sliding out of bounds. The 13-yard catch in Saints territory stopped the clock with 15 seconds left in regulation

## 2013 HIGHLIGHTS (with Dallas)

- Appeared in 11 games with eight starts during his final year in Dallas and finished with 24 catches for 244 yards (10.2 avg.)
- Tied his career high with 10 receptions for 72 yards in the season-opening win vs. NYG (9/8)

## 2012 HIGHLIGHTS (with Dallas)

- Started 15 of the 16 games in which he played and finished second on the team in receptions (66), receiving yards (943) and TD receptions (six)
- Registered four catches for 45 yards and scored a game-tying TD on a 19-yard reception with just 21 seconds remaining in regulation to force overtime vs. NO (12/23)
- Talled two catches for 46 yards (23.0 avg.) and a TD in a win vs. Phi. (12/2). Tied the game at 24-24 early in the fourth quarter when he hauled in a 27-yard strike from Cowboys QB Tony Romo
- Recorded season highs with nine catches for 133 yards (14.8 avg.) vs. NYG (10/28)
- Talled a team-high 97 receiving yards in a win at Car. (10/21) and scored on a 26-yard toss from Romo to give Dallas a 10-7 lead midway through the third quarter
- Notched his first 100-yard game of the season in a win vs. TB (9/23), tallying five receptions for 107 yards, including a season-long 49-yard catch
- Opened the season with scores in back-to-back games at NYG (9/5) and at Sea. (9/16)



## VITALS

**Height:** 6-6

**Weight:** 290

**Date Of Birth:** November 24, 1984

**Hometown:** St. Anthony, ID

**HS:** South Freement (St. Anthony, ID)

**College:** Oregon

**NFL Experience:** 3rd Year

**Acquired:** FA 2013

**Draft Pick:** Undrafted

## OREGON 2010 RANKINGS

### TACKLES FOR LOSS

1. Kenny Rowe	16.5
2. Brandon Bair	16.0
3. Zac Clark	9.5

### SACKS

1. Kenny Rowe	7.0
2. Zac Clark	4.0
3t. Brandon Bair	3.0

## THREE-STEP DROP

**Ideal dinner guest:** His wife, Jordan, every Friday night

**Hobbies:** Farming, camping, hunting and the outdoors

**First jobs:** Farmer and bus boy at a restaurant at the age of 15

**Pets:** A prize-winning bull named Chief Big Dreamer

**Best player he has faced:** Jason Peters in practice and Cowboys T Tyron Smith

**If he could be any superhero he would be:** Superdad

**Three items needed on deserted island:** Scriptures, machete, rope

**Funniest Eagles:** Beau Allen and Bennie Logan

**Favorite quote:** "The best things in life aren't things."

**Favorite Philly restaurant:** La Calaca Feliz

**"Brandon Bair is really what a two-gapper mostly looks like. I know in my career along the years, the big bodies, the guys that can really hold the point and set a wall there. Brandon has just steadily gotten better. He's a hard worker, highly intelligent guy."**

**- Eagles Defensive Coordinator  
Bill Davis**

A former student of Chip Kelly and Jerry Azzinaro at Oregon, Brandon Bair was selected to the Eagles 53-man roster in 2014 after a strong preseason performance. He previously spent time on the team's practice squad in 2013. Bair was originally signed by the Kansas City Chiefs as an undrafted rookie in 2011 and also spent time on the Raiders practice squad in 2012. A native of St. Anthony, Idaho, Bair recorded 106 tackles (56 solo), 25.5 tackles for a loss and five sacks during his career at Oregon after transitioning from tight end to the defensive line as a freshman.

## 2015 HIGHLIGHTS

- Made the first start of his career at NYJ (9/27), opening the contest at defensive end in place of injured DE Cedric Thornton. Logged career highs with five tackles (three solo) and three passes defended. Helped force a turnover when he batted a QB Ryan Fitzpatrick pass into the air and rookie LB Jordan Hicks corralled the ball for an interception

## 2014 HIGHLIGHTS

- Blocked his second kick of the season when he batted down an extra point at GB (11/16)
- Recorded a half-sack, teaming with DT Beau Allen to bring down Texans QB Ryan Fitzpatrick in the first quarter at Hou. (11/2)
- Notched his first career sack when he brought down QB Ryan Nassib on the final play of the team's 27-0 win vs. NYG (10/12)
- In his first career game, blocked a Josh Scobee field goal attempt vs. Jax. (9/7), marking the first blocked field goal by an Eagle since the 2011 season finale

## BIRDSEED

- Prior to attending Oregon to play football under Chip Kelly and Jerry Azzinaro, Bair went on a two-year Mormon mission to Jacksonville, Florida. Bair continues to be very active in his church community at The Church of Jesus Christ of Latter-Day Saints near his home in New Jersey. He and his wife have taught a Gospel doctrine class to adults and he is also a cub scout leader for 8 to 10-year-old kids through the church
- Owns a training facility in Rexburg, ID, that features batting cages, basketball courts, soccer fields, crossfit classes and much more. The facility is often used for youth sports camps, but can also be rented out for practices or special events. For more information, log on to [www.rexburgzone.com](http://www.rexburgzone.com)
- Can play the baritone saxophone. In fact, he was a member of his school's jazz band growing up



## BAIR'S CAREER STATISTICS

Year	Team	GP/GS	TACKLES					PASS DEFENSE					FUMBLES			DEF SNAPS	
			Total	Solo	Asst	TFL	Sacks	Int	Yards	Lg	TD	KD	FF	FR	Yards	Played	Pct
2011	Kansas City	0/0	0	0	0	0.0	0.0	0	0	--	0	0	0	0	0	0	0%
2012	Oakland	0/0	0	0	0	0.0	0.0	0	0	--	0	0	0	0	0	0	0%
2014	Philadelphia	16/0	17	12	5	1.0	1.5	0	0	--	0	1	0	0	0	196	17%
2015	Philadelphia	2/2	7	5	2	0.0	0.0	0	0	--	0	3	0	0	0	62	8%
<b>Totals</b>		<b>18/2</b>	<b>24</b>	<b>17</b>	<b>7</b>	<b>1.0</b>	<b>1.5</b>	<b>0</b>	<b>0</b>	<b>--</b>	<b>0</b>	<b>4</b>	<b>0</b>	<b>0</b>	<b>0</b>	<b>---</b>	<b>---</b>

## ADDITIONAL CAREER STATISTICS

**Career Blocked Field Goals:** (1) - 2014 (vs. Jax. - 9/7 [Josh Scobee])

**Career Blocked Extra Points:** (1) - 2014 (at GB - 11/16 [Mason Crosby])

## BIRDSEED - Cont.

- Enjoys rehabbing houses and has turned a handful of his projects into rental properties which he continues to own. Also owns a used car dealership named High Point Auto, which is the name of the mountain on top of which he proposed to his wife
- Has a unique family tradition called "Christmas Adam." The night before Christmas Eve, Bair and his family sleep under their Christmas tree

## INJURY REPORT

- Inactive vs. NO (10/11), vs. NYG (10/19) and at Car. (10/25) with a groin injury
- Sustained a groin injury at Was. (10/4) in the first quarter and did not return to the game

## PERSONAL

- Brandon and his wife, Jordan, have three daughters: Brooklyn, Rylee and Jessie
- His wife Jordan played basketball at College of Southern Idaho and Westminster College (Utah)
- His parents are Terry and Corina Bair and David and Brenda Miller. Altogether, he has six brothers and one sister. His

## CAREER HIGHS

<b>Tackles</b>	5	9/27/15 at NYJ
<b>KDs</b>	3	9/27/15 at NYJ
<b>Sacks</b>	1.0	10/12/14 vs. NYG

younger brother, Stetson, plays football at Oregon

- Earned degrees in economics and Spanish at Oregon. While in college, interned in sales and marketing for Brasher's Northwest Auto Auction
- Attended South Freemont High School in St. Anthony, Idaho
- Played on both the offensive and defensive side of the ball in high school, and was a first-team all-state defensive selection as a senior after tallying 32 tackles and two sacks along with 20 catches for 260 yards and three touchdowns as a tight end
- In addition to starring in football in high school, also played basketball and competed in track and field. He was a two-time state discus champion and also ran the 400 and the 4x400 relay
- Although he scored on a two-point conversion against USC as a senior at Oregon, Bair's last touchdown came when he was playing tight end in high school
- Website: [www.brandonbair.com](http://www.brandonbair.com)

## RENAISSANCE MAN



Faith, family, football. Those are the three things most important to Bair. In addition to being a devoted Mormon, a father of three daughters and a professional football player, Bair has become quite the renaissance man. The St. Anthony, Idaho native grew up on a 200-acre farm, where he now owns 50 of those acres. He is also interested in real estate and owns multiple rental properties, some of which he made improvements to himself. Bair also owns a training facility and a used car dealership in Idaho. He has even taught classes at his local church in New Jersey. Defensive line coach Jerry Azzinaro once said about Bair: "I would guess he was a great man when he was 9 years old."

## 2015 GAME-BY-GAME STATISTICS

Date	Opp	W/L	GP/GS	S	A	TT	Sac	Hur	KD	FF	FR	Snap	Pct
Sep 14	at Atl	L	0/0	INACTIVE									
Sep 20	Dal	L	0/0	INACTIVE									
Sep 27	at NYJ	W	1/1	3	2	5	0.0	2	3	0	0	46	58%
Oct 4	at Was	L	1/1	2	0	2	0.0	0	0	0	0	16	19%
Oct 11	NO	W	0/0	INACTIVE (GROIN)									
Oct 19	NYG	W	0/0	INACTIVE (GROIN)									
Oct 25	at Car	L	0/0	INACTIVE (GROIN)									
Nov 8	at Dal	W	0/0	INACTIVE									
Nov 15	Mia	L	0/0	INACTIVE									
Nov 22	TB	L	0/0	INACTIVE									
Nov 26	at Det	L	0/0	INACTIVE									
Dec 6	at NE												
Dec 13	Buf												
Dec 20	Ari												
Dec 26	Was												
Jan 3	at NYG												
<b>Totals</b>			<b>2/2</b>	<b>5</b>	<b>2</b>	<b>7</b>	<b>0.0</b>	<b>2</b>	<b>3</b>	<b>0</b>	<b>0</b>	<b>62</b>	<b>8%</b>

**Height:** 6-4**Weight:** 310**Date Of Birth:** June 22, 1984**Hometown:** Granby, MO**HS:** East Newton (Granby, MO)**College:** Missouri Southern State**NFL Experience:** 8th Year**Acquired:** FA 2013**Draft Pick:** D4-07**(119th overall) by Green Bay**

## VITALS

MISSOURI SOUTHERN  
IN THE NFL

Player (1st Year)	Last Team
Brandon Williams, 2013	Ravens
Allen Barbre, 2007	Eagles
Richard Jordan, 1997	Lions
James Thrash, 1997	Redskins
Rod Smith, 1994	Broncos
Mike Loyd, 1979	StL Cardinals
Terry Joyce, 1976	StL Cardinals

COLLEGE  
ACCOLADES

**2006:** AFCA 1st-team All-American  
AP 1st-team All-American  
Football Gazette 1st-team All-American  
1st-team All-Conference  
1st-team All-District/All-Region

**2005:** 1st-team All-Conference

THREE-STEP  
DROP**Talent he'd most like to have:** Ability to fly**If he could play another sport what team/position:** Professional hunter**Player he models his game after:** "I really look up to and appreciate the opportunity to play with Jason Peters."**First jersey:** Michael Jordan, Chicago Bulls**First job:** Hauling hay in the summer at a local farm**Hobbies:** Spending time with his family, working on old cars, hunting, shed hunting with his dog Remy and Morel mushroom hunting**Favorite Philly restaurant:** Del Friscos**Favorite TV shows:** Gold Rush and Street Outlaws

**"Allen has great versatility and his ability to play both outside and inside on the offensive line makes him so valuable to what we do. He's been in this league for a number of years and we know we can count on him to step up and fill in whenever he is called upon."**

- Eagles Head Coach Chip Kelly

A versatile offensive lineman with seven years of NFL experience, Allen Barbre (pronounced BAR-ber) joined the Eagles in 2013 and has emerged as a starter in his third season in Philadelphia. Prior to arriving in Philadelphia, Barbre split time between Green Bay (2007-09), Miami (2010) and Seattle (2010-12). A former fourth-round draft pick of the Packers in 2007, Barbre was a four-year starter at Missouri Southern State. Barbre and the Eagles agreed on a three-year contract extension during the 2014 offseason that will keep him in Philadelphia through 2017.

## BIRDSEED

- Barbre has rarely handled the football during his career, but he fondly remembers the last time he found the end zone. As a junior in 2005 at Missouri Southern, Barbre scored a touchdown on a 4-yard rush in the first quarter of a win vs. Truman State. Although his touchdown was the first of five on the day for the Lions, Barbre's score meant much more than the rest. On the Tuesday prior to the game, Missouri Southern Head Coach John Ware passed away from a heart attack. Ware, who played offensive line for Drake University, had spent 19 years coaching at Truman before taking the head coaching job at Missouri Southern in 2004. "As a tribute to Coach Ware, we lined up in a formation made up only of offensive lineman," recalls Barbre. "I lined up as quarterback, I took the snap from the shotgun and ran it in. It was pretty neat."

## BARBRE'S CAREER SERVICE

Regular Season			Playoffs		
Year	Team	GP/GS	Year	Team	GP/GS
2007	Green Bay	7/0	2007	Green Bay	2/0
2008	Green Bay	8/0	2013	Philadelphia	1/0
2009	Green Bay	10/7	<b>Totals</b>		<b>3/0</b>
2010	Seattle	3/0	<b>Starts by position:</b> 2009: 7 at RT; 2014: 1 at RT; 2015: 11 at LG		
	Miami	0/0			
2011	Seattle	4/0	<b>First NFL game:</b> 9/23/07 vs. SD		
2013	Philadelphia	15/0	<b>First NFL start:</b> 9/13/09 vs. Chi.		
2014	Philadelphia	1/1			
2015	Philadelphia	11/11			
<b>Totals</b>		<b>59/19</b>			





### BIRDSEED - Cont.

- Claims the biggest influence on his life and career is his high school coach, Larry Bunn. "Coach Bunn saw something in me and made sure I was headed in the right direction," said Barbre. "He got to me at a young age and made sure I was doing the right things."
- Barbre comes from Native American heritage as his great-great-grandfather Eli Barbry was a Chief of the Tunica-Biloxi Indian Tribe of Louisiana. Barbre is very fond of his heritage and is honored to be part of Native American culture. His grandfather currently lives on the Tunica-Biloxi Indian Reservation in Marksville, Louisiana
- After one of his wife's good friends survived a cancer scare, Barbre decided he wanted to become involved with Camp Quality in Missouri. Camp Quality is a program focused on caring for the emotional needs of children with cancer and their families
- Became the highest drafted player ever from Missouri Southern State when he was drafted by the Packers in the fourth round of the 2007 NFL Draft (119th overall selection)
- Believes that hauling hay when he was younger has helped him succeed on the football field: "It made me mentally tough and gave me the ability to deal with the heat."

### IN THE TRENCHES

- **Best part of being an o-lineman:** "You get to be dirty and nasty and get away with it."
- **Best and worst part of being 6-4, 310 pounds:** "Best - plain and simple, I get to play football for a living. Worst - trying to find a tree stand that I can fit into when I go hunting."

### PERSONAL

- Attended East Newton High School in Granby, MO
- Began playing football in fifth grade for the East Newton Patriots
- Raised by his mother, Debbie, who works at a nursing home. Has one brother, Bobby
- He and his wife, Callie, have two sons, Knox and Beau
- Owns two French bulldogs, Bigs and Bailey
- Is an avid country music fan. His favorite artist: Hank Williams Jr., or "Hank" for short
- Completed his criminal justice degree in Fall 2014

### 2013 HIGHLIGHTS

- Played the majority of the game at left tackle in a win at GB (11/10) after Jason Peters left with an injury

### COLLEGE HIGHLIGHTS

- Named a consensus All-American, All-MIAA and All-Region first-team selection as a senior in 2006
- In 2006, was a team captain and helped lead an offense that amassed 3,461 yards on the season, including 2,527 passing

### INJURY HISTORY

- Suffered an ankle injury vs Jax. (9/7/14) and was placed on Injured Reserve (9/9/14)

### TRANSACTIONS

2007	Drafted by GB in 4th round...signed 4-year contract
9/6/10	Released by GB
9/23/10	Signed by SEA
11/23/10	Released by SEA
12/28/10	Signed by MIA
9/3/11	Placed on Injured Reserve
9/6/11	Released by MIA
11/24/11	Signed by SEA
8/31/12	Suspended by NFL for 4 games
10/1/12	Released by SEA
1/15/13	Signed by PHI
6/3/14	Signed by PHI to a 3-year contract extension through 2017
9/9/14	Placed on Injured Reserve (ankle)





**VITALS**

**Height:** 5-9  
**Weight:** 195  
**Date Of Birth:** April 28, 1990  
**Hometown:** Riverside, CA  
**HS:** Notre Dame (Riverside, CA)  
**College:** Oregon  
**NFL Experience:** 2nd Year  
**Acquired:** T-Car (2014)  
**Draft Pick:** D6-13 (182nd overall)  
 by Carolina

## OREGON OFFENSIVE RECORDS

### SINGLE-GAME RUSHING YARDS

Player	Yards
1. Kenjon Barner (2012)	321
2. LaMichael James (2011)	288
3. Onterio Smith (2001)	285

### CAREER RUSHING YARDS

Player	Yards
1. LaMichael James (2009-11)	5,082
2. Kenjon Barner (2009-12)	3,623
3. Derek Loville (1986-89)	3,296

### CAREER ALL-PURPOSE YARDS

Player	Yards
1. LaMichael James (2009-11)	5,869
2. Kenjon Barner (2009-12)	5,848
3. De'Anthony Thomas (2011-13)	5,345

## THREE-STEP DROP

**First jersey:** Jerry Rice, San Francisco 49ers

**Hobbies:** Bowling (once bowled a 265), wake boarding, water sports, camping and going to the beach

**If he could play another sport what team/position:** PG for the LA Lakers

**Pre-game ritual:** On the night before games, will take a bubble bath and listen to country music. Also reads The Bible prior to each game

**Favorite teams/athletes growing up:** Los Angeles Lakers, San Francisco 49ers, Kobe Bryant

**Favorite movies:** Chasing Mavericks, Phantom of the Opera, Something Borrowed

**Favorite meal:** Eggs, bacon and syrup

**Favorite musicians:** Miguel (R&B), Cody Allen & Rascall Flatts (Country), Hoobastank and Nickelback (Alternative)

**"Kenjon is just a hard worker. He wants to know the offense inside and out. He wants to know why the receivers are blocking a certain way, he wants to know everything there is to know about the offensive line and their calls...He's a very intelligent player. Football IQ is very high."**

- Eagles WR Josh Huff

A sixth-round draft selection of Carolina in the 2013 NFL Draft, Kenjon Barner (pronounced Ken-Yon) was originally acquired by the Eagles from the Panthers on Aug. 19, 2014, in exchange for a conditional seventh-round draft pick in 2015. Waived-injured following the 2014 training camp, the Eagles signed Barner to their practice squad on Nov. 4, 2014. A collegiate standout under Chip Kelly at the University of Oregon, Barner appeared in 49 games with 20 starts for the Ducks and finished his collegiate career ranked second in school history with 3,623 rushing yards and tied for second with 41 rushing touchdowns.

## BIRDSEED

- As a senior in 2012, Barner only needed to take two electives during the fall semester to finish his degree in criminology and settled on studying yoga and ballet. Barner was interested in the effects that the two activities could have on his on-the-field performance and reaped immediate benefits of the added flexibility and balance from partaking in those classes. "I'm more in tune with the motion of my body, with the movement of it," Barner told *The Oregonian* in 2012. "You can definitely, definitely benefit from it."

## 2013 HIGHLIGHTS (W/ CAROLINA)

- Appeared in eight games with the Panthers as a rookie, rushing six times for seven yards while adding two receptions for seven yards

## COLLEGE HIGHLIGHTS

- Played in 49 games (20 starts) at Oregon and finished his career ranked second in school history with 3,623 rushing yards and tied for second with 41 rushing touchdowns. Also totaled 54 catches for 591 yards and seven touchdowns
- Averaged 22.5 yards on 61 kickoff returns for 1,371 yards and one touchdown and 10.1 yards on 26 punt returns for 263 yards and one touchdown
- Finished second in school history with 5,848 all-purpose yards and third with 300 points scored
- Recorded 13 career games with 100+ yards rushing with the Ducks
- Served as a team captain in both his junior and senior seasons
- As a senior in 2012, garnered first-team All-America honors and was a first-team All-Pac-12 Conference choice after compiling 1,767 rushing yards (the second most in school history) on 278 carries with a school-record-tying 21 rushing touchdowns



BARNER'S CAREER STATISTICS																						
			RUSHING					RECEIVING						OFF SNAPS			KICK RETURNS					ST
Year	Team	GP/GS	Att	Yds	Avg	Lg	TD	No	Yds	Avg	Lg	TD	TYS	No	Pct		No	Yds	Avg	Lg	TD	T
2013	Carolina	8/0	6	7	1.2	2	0	2	7	3.5	5	0	14	24	2%		2	17	8.5	17	0	0
2015	Philadelphia	5/0	14	67	4.8	16	0	1	1	1.0	1	0	68	26	3%		1	10	10.0	10	0	0
<b>Totals</b>		<b>13/0</b>	<b>20</b>	<b>74</b>	<b>3.7</b>	<b>16</b>	<b>0</b>	<b>3</b>	<b>8</b>	<b>2.7</b>	<b>5</b>	<b>0</b>	<b>82</b>	<b>--</b>	<b>--</b>		<b>3</b>	<b>27</b>	<b>9.0</b>	<b>17</b>	<b>0</b>	<b>0</b>
PLAYOFFS																						
2013	Carolina	1/0	0	0	---	--	0	0	0	---	--	0	0	0	0%		1	16	16.0	16	0	0
<b>Totals</b>		<b>1/0</b>	<b>0</b>	<b>0</b>	<b>---</b>	<b>--</b>	<b>0</b>	<b>0</b>	<b>0</b>	<b>---</b>	<b>--</b>	<b>0</b>	<b>0</b>	<b>--</b>	<b>--</b>		<b>1</b>	<b>16</b>	<b>16.0</b>	<b>16</b>	<b>0</b>	<b>0</b>
ADDITIONAL CAREER STATISTICS																						
Fumbles/Lost: (1/0) - 2013 (1/0)																						

2015 GAME-BY-GAME STATISTICS																
				RUSHING					RECEIVING					SNAPS		
Date	Opp	W/L	GP/GS	Att	Yds	Avg	Lg	TD	No	Yds	Avg	Lg	TD	TYS	No	Pct
Sep 14	at Atl	L	0/0	INACTIVE												
Sep 20	Dal	L	0/0	DID NOT PLAY												
Sep 27	at NYJ	W	1/0	0	0	---	--	0	0	0	---	--	0	0	0	0%
Oct 4	at Was	L	1/0	0	0	---	--	0	0	0	---	--	0	0	0	0%
Oct 11	NO	W	0/0	INACTIVE												
Oct 19	NYG	W	0/0	DID NOT PLAY												
Oct 25	at Car	L	0/0	DID NOT PLAY												
Nov 8	at Dal	W	1/0	0	0	---	--	0	0	0	---	--	0	0	0	0%
Nov 15	Mia	L	0/0	INACTIVE												
Nov 22	TB	L	1/0	7	37	5.3	8	0	0	0	0.0	0	0	37	12	17%
Nov 26	at Det	L	1/0	7	30	4.3	16	0	1	1	1.0	1	0	31	14	24%
Dec 6	at NE															
Dec 13	Buf															
Dec 20	Ari															
Dec 26	Was															
Jan 3	at NYG															
<b>Totals</b>			<b>5/0</b>	<b>14</b>	<b>67</b>	<b>4.8</b>	<b>16</b>	<b>0</b>	<b>1</b>	<b>1</b>	<b>1.0</b>	<b>1</b>	<b>0</b>	<b>68</b>	<b>26</b>	<b>3%</b>

CAREER HIGHS		
Rushes	7	[2x - 11/26/15 at Det.]
Yards	37	[11/22/15 vs. TB]
Long	16	[11/26/15 at Det.]
Total Touches	8	[11/26/15 at Det.]
Scrim. Yards	37	[11/22/15 vs. TB]

### COLLEGE HIGHLIGHTS - Cont.

- Was named a finalist for the Walter Camp Player of the Year and Doak Walker Award, given to the nation's top running back
- Set a school record with 321 rushing yards against Southern California
- In 2011, finished second on the team with 939 rushing yards and 11 touchdowns
- As a sophomore, gained 551 rushing yards and six touchdowns on 91 carries while also returning 10 punts for 132 yards, including an 80-yard touchdown. Also averaged 18.2 yards on 13 kickoff returns
- Was an All-Pac-10 Conference honorable mention selection as a kick returner during his freshman year after setting a school record with 1,020 yards on 41 returns, including a 100-yard touchdown
- Redshirted as a true freshman in 2008

### PERSONAL

- Player he enjoyed watching most growing up: "Barry Sanders was always a guy that I could just sit back and watch all day long."

- Over the course of his four-year prep career, he accumulated 10,772 career all-purpose yards, including 8,178 rushing yards, 144 touchdowns and 362 tackles
- As a senior at Notre Dame High School in Riverside, CA, led the state in both rushing and scoring while finishing second in the country in scoring (22.8 ppg) and fourth in rushing (240.3 ypg) after tallying 3,124 yards on the ground and 46 touchdowns
- Was one of only three players in school history to ever run for over 3,000 yards in one season and eclipsed the 300-yard mark on three occasions
- Also posted 67 tackles and returned a league-leading six interceptions for 146 yards
- Earned team MVP honors in football and basketball as the league's scoring leader in both sports while claiming first-team all-CIF accolades in football and second-team honors in hoops. Also played baseball
- Graduated from Oregon with a degree in criminology with the hopes of working for the FBI following his playing career
- Is the son of Gary and Wilhelmenia and has five siblings (four brothers and one sister)
- Has one son, Kingston

## VITALS

**Height:** 6-4  
**Weight:** 264  
**Date Of Birth:** October 15, 1986  
**Hometown:** Detroit, MI  
**HS:** University of Detroit  
**College:** Cincinnati  
**NFL Experience:** 7th Year  
**Acquired:** FA (Hou) 2013  
**Draft Pick:** D2-09 (46th overall)  
 by Houston

DISRUPTED  
DROPBACKS

Since 2011

J. Watt, Hou.	112.5
J. Houston, KC	79.0
C. Barwin, Phi.	69.5
J. Allen, Car.	69.0
R. Sherman, Sea.	67.0

Disrupted Dropback = Sacks + Passes

Defended + INTs + Battled Balls

Source: ESPN Stats and Info

SACK LEADERS  
SINCE 2014

J.J. Watt, Hou	34.0
Justin Houston, KC	29.5
Elvis Dumervil, Bal	23.0
Von Miller, Den	21.0
Ryan Kerrigan, Was	20.0
Everson Griffen, Min	19.5
Ezekial Ansah, Det	19.0
Cameron Wake, Mia	18.5
Connor Barwin, Phi	18.0

THREE-STEP  
DROP

**If he could play another sport what team/position:** Forward on USA Olympic basketball team

**Three must-haves on a deserted island:** Swiss Army knife, solar charger, cell phone

**First jersey owned:** Joe Dumars, Detroit Pistons

**Talent he'd most like to have:** Be fluent in all languages

**First job:** Paper boy at 8-years-old

**Favorite team/athlete growing up:** Detroit Lions/Barry Sanders

**Funniest Eagle:** By far, Troy the janitor at the NovaCare Complex

## Pro Bowls: 2015

If you had one word best fit to depict Connor Barwin the football player and Barwin the man, that word would be versatile. On the field, he is best described by his coaches as the "jack of all trades," willing and able to rush the passer, set the edge on run plays or drop into pass coverage. Off the field, Barwin's foundation, Make The World Better (MTWB), exemplifies his upbringing as the son of a city manager and the civic pride he displays since growing up in Detroit, MI. A former tight end and basketball player at the University of Cincinnati, he was a 2nd round pick of the Texans in 2009 and signed with Philadelphia as a free agent in 2013. He earned his first Pro Bowl bid in 2014 as well as a 2nd-team All-Pro berth

## CAREER HIGHLIGHTS

- Led NFC with career-high 14.5 sacks in 2014 en route to first Pro Bowl berth. Also earned 2nd-team All-Pro honors. His Pro Bowl selection was the first by an Eagles LB since 2005 (Jeremiah Trotter)
- Earned NFC Defensive Player of the Month honors in November 2014 with 6.5 sacks and 24 tackles
- Set Texans single-game record with four sacks at Jax. (11/27/11)
- Named AFC Defensive Player of the Month in November 2011 after recording 6.5 sacks in 3 games

## BIRDSEED

- Barwin makes it no secret he fully integrates himself into the city he lives. "You get out of a city what you put into a city," he explained. "It's that simple. Why not take advantage of everything a city has to offer? It just makes sense to me ... My dad was a city manager, so I gained an appreciation for cities from him. He took me around different cities and pointed out all the differences and great places to go. I really got that from him and just try to embrace wherever I am."
- Serves as a spokesman and avid user of Southeastern Pennsylvania Transportation Authority (SEPTA). "I love public transportation and I love using it," said Barwin. "It's good for the city and it's great for the environment" ... When not taking public transportation, Barwin drives a Tesla, an electric-powered car, or rides his bicycle
- After being born completely deaf, Barwin underwent multiple surgeries until he was 12 years old to have his hearing restored
- Enjoys an interactive relationship as a spokesman for NRG Energy, a Fortune 500 power generation and retail electricity business. Barwin: "They are a very transformative company and I really like what they are doing to help our environment" ... In 2014 and 2015, he embarked on a multi-day trip to Haiti to help NRG install solar panels on top of an orphanage to give them reliable power
- Honored by the Philadelphia Mural Arts Program in 2015 at their annual Wall Ball





## BARWIN'S CAREER STATISTICS

Year	Team	GP/GS	TACKLES					PASS DEFENSE					FUMBLES			DEF SNAPS	
			Total	Solo	Asst	TFL	Sacks	Int	Yards	Lg	TD	KD	FF	FR	Yards	Played	Pct
2009	Houston	16/0	18	13	5	NA	4.5	0	0	--	0	4	0	1	0	NA	NA
2010	Houston	1/0	0	0	0	NA	0.0	0	0	--	0	0	0	0	0	NA	NA
2011	Houston	16/16	47	34	13	NA	11.5	0	0	--	0	7	1	0	0	NA	NA
2012	Houston	16/16	65	39	26	NA	3.0	0	0	--	0	5	0	1	0	998	94%
2013	Philadelphia	16/16	82	51	31	9.0	5.0	1	-2	-2	0	10	1	1	0	1128	94%
2014	Philadelphia	16/16	83	52	31	17.5	14.5	0	0	--	0	6	2	0	0	1007	97%
2015	Philadelphia	11/11	56	33	23	3.5	3.5	0	0	0	0	6	0	0	0	718	88%
<b>Totals</b>		<b>92/75</b>	<b>351</b>	<b>222</b>	<b>129</b>	<b>28.5</b>	<b>42.0</b>	<b>1</b>	<b>-2</b>	<b>-2</b>	<b>0</b>	<b>38</b>	<b>4</b>	<b>3</b>	<b>0</b>	<b>---</b>	<b>---</b>

## PLAYOFFS

2011	Houston	2/2	5	5	0	NA	0.0	0	0	0	0	0	0	0	0	NA	NA
2012	Houston	2/2	9	5	4	NA	0.0	0	0	0	0	1	0	0	0	116	100%
2013	Philadelphia	1/1	6	3	3	0.0	0.0	0	0	0	0	1	0	0	0	72	100%
<b>Totals</b>		<b>5/5</b>	<b>20</b>	<b>13</b>	<b>7</b>	<b>0.0</b>	<b>0.0</b>	<b>0</b>	<b>0</b>	<b>0</b>	<b>0</b>	<b>2</b>	<b>0</b>	<b>0</b>	<b>0</b>	<b>---</b>	<b>---</b>

## CAREER HIGHS

Tackles: 12 (2 times) last 12/7/14 vs. Sea.

Interceptions: 1 (11/3/13 at Oak.)

Sacks: 4 (11/27/11 at Jax.)

Forced Fumbles: 1 (4 times) last 11/23/14 vs. Ten.



## 2015 GAME-BY-GAME STATISTICS

Date	Opp	W/L	GP/GS	S	A	TT	Sac	Hur	Int	Yds	Lg	KD	FF	FR	Snaps	Pct
Sep 14	at Atl	L	1/1	3	2	5	0.0	0	0	0	0	1	0	0	70	91%
Sep 20	Dal	L	1/1	4	2	6	1.0	2	0	0	0	0	0	0	80	94%
Sep 27	at NYJ	W	1/1	4	2	6	1.0	1	0	0	0	0	0	0	66	84%
Oct 4	at Was	L	1/1	1	3	4	0.0	0	0	0	0	0	0	0	75	89%
Oct 11	NO	W	1/1	2	1	3	0.0	2	0	0	0	0	0	0	54	78%
Oct 19	NYG	W	1/1	1	1	2	0.0	1	0	0	0	0	0	0	55	81%
Oct 25	at Car	L	1/1	1	1	2	0.0	1	0	0	0	0	0	0	59	97%
Nov 8	at Dal	W	1/1	4	0	4	1.0	1	0	0	0	0	0	0	73	94%
Nov 15	Mia	L	1/1	4	4	8	0.5	0	0	0	0	1	0	0	64	96%
Nov 22	TB	L	1/1	6	4	10	0.0	2	0	0	0	2	0	0	64	82%
Nov 26	at Det	L	1/1	3	3	6	0.0	0	0	0	0	2	0	0	58	81%
Dec 6	at NE															
Dec 13	Buf															
Dec 20	Ari															
Dec 26	Was															
Jan 3	at NYG															
<b>Totals</b>			<b>11/11</b>	<b>33</b>	<b>23</b>	<b>56</b>	<b>3.5</b>	<b>10</b>	<b>0</b>	<b>0</b>	<b>0</b>	<b>6</b>	<b>0</b>	<b>0</b>	<b>718</b>	<b>88%</b>

## MULTI-SACK GAMES (6)

Sacks	Date	Opp
4.0	11/27/11	at Jacksonville (W)
3.5	11/10/14	vs. Carolina (W)
3.0	10/12/14	vs. N.Y. Giants (W)
2.0	11/23/14	vs. Tennessee (W)
2.0	10/5/14	vs. St. Louis (W)
1.5	11/13/11	at Tampa Bay (W)



## NFL PLAYER OF THE MONTH HONORS

2014 NFC November Defensive POM	6.5 sacks and 24 tackles
2011 AFC November Defensive POM	6.5 sacks and 16 tackles



## MTWBPROJECT.ORG

Barwin takes it to heart when he talks about his goal of making the world a better place. His foundation put on its first event - a concert that raised \$185,000 to revitalize Ralph Brooks Park in South Philadelphia in 2014. His second concert in 2015 raised \$300,000 for Smith Playground also located in South Philadelphia. Said Barwin, "We want to effect positive change for the children of Philadelphia by rebuilding parks."



## PERSONAL

- Son of Tom Barwin and Margaret Bailey. Has three older brothers: Sean, Joe, and Patrick
- First-team all-state selection as a high school senior and also earned all-league, all-Catholic and all-district honors. Was the recipient of the team's offensive and defensive MVP awards as a senior
- All-league selection in basketball as a junior and an all-Catholic selection as a senior
- In 2014, was inducted into the University of Detroit Jesuit's inaugural Hall of Fame class
- Favorite quote: "Hard work and good times always go together, but hard work always comes first." - Wade Phillips
- Barwin on twitter: @ConnorBarwin98
- On Instagram: ConnorBarwin98
- Boasts a tattoo of the Detroit skyline on his biceps. Barwin grew up in Detroit and attended University of Detroit Jesuit High School



## 2014 HIGHLIGHTS

- His Pro Bowl selection was the first by an Eagles LB since 2005 (Jeremiah Trotter) ... also earned 2nd-team All Pro honors
- Led the Eagles, the NFC and ranked 4th in the NFL with a career-high 14.5 sacks -- most ever by an Eagle linebacker
- Earned NFC Defensive Player of the Month honors in November with 6.5 sacks and 24 tackles
- Equaled his career high in tackles with 12 vs. Sea. (12/7), including a sack of Russell Wilson
- Posted his fourth 2+ sack game of the year vs. Ten. (11/23) with 2 sacks of Zach Mettenberger
- Recorded 3.5 sacks of Cam Newton vs. Car. (11/10), the 2nd best single-game total ever by an Eagles LB (Garry Cobb, 4, at Atl, in 1986)
- Posted a sack of Ryan Fitzpatrick at Hou. (11/2) along with 2 pass break ups
- Notched 3 sacks of Eli Manning and forced a fumble vs. NYG (10/12)
- Posted 2 sacks of Austin Davis vs. StL (10/5)
- Had 5 tackles at SF (9/28), incl. 2 split sacks of Colin Kaepernick. Also had 2 QB hurries

## 2013 HIGHLIGHTS

- According to Pro Football Focus, led all NFL 3-4 OLBs with 7 batted passes
- Finished the year ranked 2nd on team in sacks (5), tackles for a loss (9), and 3rd in pass deflections (10)
- Recorded a career-high 82 tackles
- Batted down a pass from Kyle Orton on a 4th-and-1 play in the 4th quarter at Dal. (12/29)
- Posted a sack of QB Matt Cassel at Min. (12/15)
- Recovered a fumble of RB Joique Bell on the Eagles 20-yard line, thwarting a Lions drive vs. Det. (12/8)
- Collared a career-high 12 tackles vs. Was. (11/17) and made a game-changing play as he sacked and forced a fumble of Redskins QB Robert Griffin III as Washington was deep in Eagles territory. The ball was recovered by Fletcher Cox and led to a FG on the Eagles ensuing drive

## A BEARCAT FOR ALL SEASONS



Barwin played both football and basketball at Cincinnati and lists playing in the Big East basketball tournament as his favorite sports moment. In all, he played in 39 games for the Bearcats hoops squad. While in college, he was a roommate of Jason Kelce and backed up TE Brent Celek for two seasons (2005-06) before moving to defensive end.

- Snagged his first career interception as he picked off Raiders QB Terrelle Pryor in the 4th quarter at Oak. (11/3)
- Posted a sack of QB Mike Glennon at TB (10/13)
- Recorded a sack in back-to-back games, bringing down QB Alex Smith vs. KC (9/19) and QB Philip Rivers vs. SD (9/15)

## 2012 HIGHLIGHTS (WITH HOUSTON)

- Finished his Houston career 4th in Texans history with 19 sacks, including 11.5 in 2011
- Sacked Colts QB Andrew Luck, collared five tackles and notched one pass defended in a win vs. Ind. (12/16)
- Recorded six tackles, including a sack of Bills QB Ryan Fitzpatrick vs. Buf. (11/4)
- Registered his first sack of the season and his first safety when he brought down Ravens QB Joe Flacco in the end zone in the first quarter vs. Bal. (10/21)
- Made four tackles and recovered a fumble to clinch a victory at Den. (9/23)

## 2011 HIGHLIGHTS (WITH HOUSTON)

- Started all 16 games for the first time in his career and tied for third in the AFC with a team-best 11.5 sacks
- Became the second Texan to record double-digit sacks in a season in 2011, joining Mario Williams, who achieved the feat in 2007 and 2008
- Garnered AFC Player of the Month honors in November after recording 6.5 sacks over three games in the month
- Named to 2011 *USA Today* All-Joe team after posting a career-high 11.5 sacks during his first year as an outside linebacker
- Sacked Colts QB Dan Orlovsky at Ind. (12/22)
- Had three tackles including a sack of Panthers QB Cam Newton vs. Car. (12/18)
- Recorded a sack-fumble on Bengals QB Andy Dalton on the second play of the third quarter that led to a touchdown and started a second-half comeback at Cin. (12/11) to clinch AFC South title
- Registered a franchise-best four sacks of Jaguars quarterbacks Blaine Gabbert and Luke McCown at Jac. (11/27)
- Notched three tackles, including 1.5 sacks of Buccaneers QB Josh Freeman at TB (11/13)





## VITALS

**Height:** 6-0  
**Weight:** 185  
**Date Of Birth:** June 13, 1987  
**Hometown:** North Miami Beach, FL  
**HS:** North Miami Beach  
**College:** Western Michigan  
**NFL Experience:** 7th Year  
**Acquired:** FA (Was) 2015  
**Draft Pick:** D7-09 (217th overall)  
 by Tampa Bay

CAREER QUARTERBACKS  
INTERCEPTED

Drew Brees	1
Jake Delhomme	1
Carson Palmer	1
Philip Rivers	1

## DID YOU KNOW?

During his collegiate career, Biggers set the Western Michigan record for longest completion in a bowl game, as he connected with WR Jamarko Simmons on a 76-yard touchdown pass in the 2007 International Bowl against Cincinnati. He finished the contest with a QB rating of 1068.4.

THREE-STEP  
DROP

**First job:** Cut grass with his dad

**First jersey:** Marcus Camby, Toronto Raptors

**If he could be a superhero, he would be:** The Hulk

**If he could play another sport, what team/position:** OF, Miami Marlins

**Three items desired on deserted island:** His mom, his girlfriend and his daughter. "They'd keep me going."

**Favorite athletes to watch right now:** Dwyane Wade, Giancarlo Stanton, Udonis Haslem and Louis Delmas

**Favorite teams growing up:** Dolphins, Marlins, Heat, Miami Hurricanes

**Favorite TV show:** Martin

**Favorite book:** A Father First by Dwyane Wade

**Favorite meal:** Chicken Alfredo

A six-year veteran, E.J. Biggers signed a one-year contract with the Eagles in the 2015 offseason after spending the last two seasons in Washington. Originally a seventh-round pick of the Tampa Bay Buccaneers in 2009, Biggers has appeared in 78 games with 31 starts over the course of his career and has notched 235 tackles (185 solo), four INTs, 38 passes defended and 24 special teams tackles.

## BIRDSEED

- Spends vast amount of time attending youth football practices and helping coach kids. Also works at North Miami Beach High School, his alma mater, during the offseason, coaching members of the school's football team. "We didn't have anyone who was older around when we were young," said Biggers. "It's very humbling and intriguing to watch these kids take in what you are saying and use it in life. It's fun to coach them."
- Says his favorite personal moment in sports was being drafted by the Buccaneers in 2009. Said Biggers: "Just having the opportunity to be drafted was an incredible moment. You don't really understand how few guys get drafted until you go to the Rookie Symposium and see the number of guys in that room. You know that all the work you put in to get to this point was really for something."
- Grew up idolizing Al Harris and Asante Samuel and said he chose number '31' when he got to the NFL because of Harris

## PERSONAL

- Biggers and Eagles S Chris Maragos entered Western Michigan together in the same freshman class and were teammates from 2005-06
- Played defensive back and quarterback at North Miami Beach (FL) H.S. and was named the Dade County Player of the Year, an annual award given to the best player in Miami, as a senior in 2004
- Recorded 40 tackles and five INTs as a senior and tallied 16 total INTs during his high school career
- Other NFL players to come out of North Miami Beach H.S. include Dolphins S Louis Delmas, Falcons S Kemal Ishmael, Jaguars S Johnathan Cyprien and former Eagles OL Max Jean-Gilles
- Began playing football at the age of 7 for the Boys Club Falcons and the North Miami Beach Sun Devils
- Son of Sandra Biggers and has one brother, Emmanuel Lubin, and one step brother Roger Jackson
- Has a daughter named Eden
- Owns a miniature chihuahua named Bella
- Is the cousin of three-time NBA champion Udonis Haslem
- Majored in family studies and has plans to complete his degree during the 2015 offseason
- **Pre-game ritual:** Say a prayer and listen to music
- **Models his game after:** Ronde Barber and Aqib Talib, who were both teammates of Biggers in Tampa Bay. Also credits former Tampa Bay head coach and current Atlanta Falcons assistant head coach/defensive backs coach Raheem Morris as a major influence on his career

## 2015 GAME-BY-GAME STATISTICS

Date	Opp	W/L	GP/GS	S	A	TT	Sac	Hur	Int	Yds	Lg	KD	FF	FR	Snaps	Pct
Sep 14	at Atl	L	1/0	0	0	0	0.0	0	0	--	--	0	0	0	1	1%
Sep 20	Dal	L	1/0	0	0	0	0.0	0	0	--	--	0	0	0	4	5%
Sep 27	at NYJ	W	1/0	1	1	2	0.0	0	0	--	--	2	0	0	64	81%
Oct 4	at Was	L	1/0	6	2	8	0.0	0	0	--	--	0	0	0	53	63%
Oct 11	NO	W	1/0	2	0	2	0.0	0	0	--	--	1	0	0	29	42%
Oct 19	NYG	W	1/0	1	0	1	0.0	0	0	--	--	0	0	0	22	32%
Oct 25	at Car	L	1/0	0	0	0	0.0	0	0	--	--	0	0	0	10	16%
Nov 8	at Dal	W	1/0	0	0	0	0.0	0	0	--	--	1	0	0	27	35%
Nov 15	Mia	L	1/0	1	0	1	0.0	0	0	--	--	0	0	0	16	24%
Nov 22	TB	L	1/0	4	0	4	0.0	0	0	--	--	1	0	0	37	47%
Nov 26	at Det	L	1/1	0	0	0	0.0	0	0	--	--	0	0	0	42	58%
Dec 6	at NE															
Dec 13	Buf															
Dec 20	Ari															
Dec 26	Was															
Jan 3	at NYG															
<b>Totals</b>			<b>11/1</b>	<b>15</b>	<b>3</b>	<b>18</b>	<b>0.0</b>	<b>0</b>	<b>0</b>	<b>--</b>	<b>--</b>	<b>5</b>	<b>0</b>	<b>0</b>	<b>305</b>	<b>37%</b>

## BIGGERS' CAREER STATISTICS

Year	Team	GP/GS	TACKLES					PASS DEFENSE					FUMBLES			DEF SNAPS		ST
			Total	Solo	Asst	TFL	Sacks	Int	Yards	Lg	TD	KD	FF	FR	Yards	Played	Pct	T
2009	Tampa Bay	0/0	INJURED RESERVE (SHOULDER)															
2010	Tampa Bay	16/6	53	46	7	1.0	0.0	1	0	0	0	12	0	0	0	NA	NA	7
2011	Tampa Bay	16/6	52	46	6	0.0	0.0	1	0	0	0	10	0	0	0	NA	NA	6
2012	Tampa Bay	13/12	48	41	7	1.0	1.0	1	0	0	0	7	2	0	0	798	74%	2
2013	Washington	16/5	51	33	18	1.0	0.0	1	15	15	0	5	0	0	0	425	42%	4
2014	Washington	15/2	31	21	10	1.0	0.0	0	--	--	0	4	0	0	0	451	44%	4
2015	Philadelphia	11/1	18	15	3	0.0	0.0	0	--	--	0	5	0	0	0	305	37%	5
<b>Totals</b>		<b>87/32</b>	<b>253</b>	<b>202</b>	<b>51</b>	<b>4.0</b>	<b>1.0</b>	<b>4</b>	<b>15</b>	<b>15</b>	<b>0</b>	<b>43</b>	<b>2</b>	<b>0</b>	<b>0</b>	<b>---</b>	<b>---</b>	<b>28</b>

## 2014 HIGHLIGHTS (WITH WASHINGTON)

- Appeared in 15 games with two starts at corner and recorded 31 tackles (21 solo) and four passes defended. Also added four tackles on special teams
- Tallied a season-high six tackles (four solo) and a pass defended at Ari. (10/12)
- Notched five tackles (two solo) vs. Sea. (10/6)
- Made his first start of the season vs. NYG (9/25), opening the game as the team's third CB, and tallied four tackles (three solo)
- Logged a season-high two passes defended in a win vs. Jax. (9/14)

## SAFETY SUPPORT

*Biggers (far left) and Delmas (far right)*

Growing up in Miami, FL, Biggers and Dolphins safety Louis Delmas spent a lot of time together both on and off the football field. The two defensive backs starred together on the offensive side of the ball at North Miami Beach High School with Biggers at quarterback and Delmas at wide receiver, but the two shared a deeper bond away from the gridiron. Delmas was taken in by the Biggers family during high school and Delmas was immediately accepted as a brother by E.J. The two stayed on the same path following high school, as both defensive backs (along with five other North Miami Beach teammates during the same period of time) played collegiately at Western Michigan.

## VITALS

**Height:** 6-4  
**Weight:** 224  
**Date Of Birth:** Nov. 8, 1987  
**Hometown:** Oklahoma City, OK  
**HS:** Putnam City North  
 (Oklahoma City)  
**College:** Oklahoma  
**NFL Experience:** 6th Year  
**Acquired:** T-StL-2015  
**Draft Pick:** D1-10 (1st overall)  
 by St. Louis

NFL ROOKIE  
COMPLETION RECORD

1. Sam Bradford (2010)	354
2. Derek Carr (2014)	348
3. Andrew Luck (2012)	339

HEISMAN WINNERS  
AND #1 OVERALL  
PICKS AT QB

Jameis Winston (2013 Heisman, 2015 Draft)  
 Cam Newton (2010 Heisman, 2011 Draft)  
**Sam Bradford (2008 Heisman, 2010 Draft)**  
 Carson Palmer (2002 Heisman, 2003 Draft)  
 Vinny Testaverde (1986 Heisman, 1987 Draft)  
 Jim Plunkett (1970 Heisman, 1971 Draft)  
 Terry Baker (1962 Heisman, 1963 Draft)  
 Angelo Bertelli (1943 Heisman, 1944 Draft)

THREE-STEP  
DROP

**First job:** Working in a support role at his dad's youth basketball gym, running the clock and keeping the scorebook

**Hobbies:** Golfing

**Three items desired on deserted island:** A pot, knife and rope

**Best player he's lined up against:** Ray Lewis, among many others

**Favorite TV show:** *Homeland*

**Favorite movie:** *The Sandlot*

**"He can function very well, he is very smart, he prepares and trains like all the great ones do, and he is an outstanding thrower. Not to mention he is a terrific athlete."**

-Eagles Offensive Coordinator Pat Shurmur

The former first overall pick of the St. Louis Rams in the 2010 NFL Draft, Sam Bradford was acquired by the Eagles via trade during the 2015 offseason. Bradford was named the 2010 NFL Offensive Rookie of the Year by the *Associated Press* after setting rookie records in completions (354) and attempts (590) while ranking second in NFL history among rookies in passing yards (3,512). He missed the 2014 season with an ACL injury sustained during the preseason. A native of Oklahoma City, OK, Bradford became just the second underclassman in NCAA history to win the Heisman Trophy as he led Oklahoma to the 2009 BCS National Title Game.

## CAREER HIGHLIGHTS

- Was the No. 1 overall selection of the St. Louis Rams in the 2010 NFL Draft after a record-setting career at Oklahoma
- Earned 2010 NFL Offensive Rookie of the Year honors after setting rookie records in completions (354) and attempts (590), while ranking second in NFL history among rookies in passing yards (3,512)
- Set an NFL rookie record with 174 consecutive completions without an interception in 2010
- Was just the fourth rookie quarterback in NFL history to take all of his team's snaps over a 16-game season and the only one to do so in 2010

## 2015 HIGHLIGHTS

- Recorded his second-straight game with a QB rating over 100, completing 19-of-25 passes for 236 yards and a TD for a 118.1 rating before exiting the game in the third quarter with a left shoulder injury and concussion vs. Mia. (11/15)
- On his 28th birthday, connected with WR Jordan Matthews on a 41-yard touchdown on the team's first possession of overtime in a 33-27 win at Dal. (11/8). Completed 25-of-36 passes for 295 yards a touchdown for a QB rating of 103.4 in the win
- Completed 32-of-45 passes, including connections with nine different receivers, for 333 yards and two touchdowns in a win vs. NO (10/11). His 333 passing yards marked the fourth-highest total of his career, his ninth 300-yard passing game and his second as an Eagle, while his 32 completions tied for the third-most of his career
- Recorded the second-highest passer rating of his career (122.6) at Was. (10/4), completing 15-of-28 passes for 270 yards and three touchdowns, including scoring strikes of 62 yards (WR Riley Cooper) and 39 yards (WR Miles Austin)
- In his first regular season game since 10/20/13, threw for 336 yards and a touchdown on 36-of-52 passing, setting a career high in completions and recording the third-highest yardage total of his career at Atl. (9/14)



BRADFORD'S CAREER STATISTICS																			
			PASSING										RUSHING					OFF SNAPS	
Year	Team	GP/GS	Att	Cmp	Pct	Yds	Y/A	TD	Int	Lg	Sk/Yd	Rat	Att	Yds	Avg	Lg	TD	No	Pct
2010	St. Louis	16/16	590	354	60.0	3512	6.0	18	15	49	34/244	76.5	27	63	2.3	17	1	NA	NA
2011	St. Louis	10/10	357	191	53.5	2164	6.1	6	6	68	36/248	70.5	18	26	1.4	17	0	NA	NA
2012	St. Louis	16/16	551	328	59.5	3702	6.7	21	13	80T	35/233	82.6	36	124	3.4	21	1	1036	99%
2013	St. Louis	7/7	262	159	60.7	1687	6.4	14	4	73	15/97	90.9	15	31	2.1	23	0	451	45%
2014	St. Louis	0/0	INJURED RESERVE/KNEE															0	0%
2015	Philadelphia	9/9	335	214	63.9	2297	6.9	11	10	62t	18/142	82.4	17	31	1.8	14	0	641	79%
Totals		58/58	2095	1246	59.5	13362	6.4	70	48	80T	138/964	79.8	113	275	2.4	23	2	---	--
ADDITIONAL CAREER STATISTICS																			
Two-Point Conversions: (3 pass, 1 rush) - 2013 (1 rush), 2013 (3 pass)																			
Fumbles/Lost: (33/12) - 2010 (7/2), 2011 (10/7), 2012 (7/1), 2013 (3/1), 2015 (6/1)																			

2015 GAME-BY-GAME STATISTICS																				
				PASSING										RUSHING					SNAPS	
Date	Opp	W/L	GP/GS	Att	Cmp	Pct	Yds	Y/A	TD	Int	Lg	Sack/Yds	Rat	Att	Yds	Avg	Lg	TD	No	Pct
Sep 14	at Atl	L	1/1	52	36	69.2	336	6.5	1	2	25	0/0	77.1	0	0	---	--	0	74	100%
Sep 20	Dal	L	1/1	37	23	62.2	224	6.1	1	2	32	1/5	65.6	2	9	4.5	9	0	62	100%
Sep 27	at NYJ	W	1/1	28	14	50.0	118	4.2	1	0	23t	1/10	73.2	3	-2	-0.7	0	0	73	100%
Oct 4	at Was	L	1/1	28	15	53.6	270	9.6	3	0	62t	5/37	122.6	1	14	14.0	14	0	56	100%
Oct 11	NO	W	1/1	45	32	71.1	333	7.4	2	2	41t	0/0	88.5	1	3	3.0	3	0	84	100%
Oct 19	NYG	W	1/1	38	24	63.2	280	7.4	1	3	43	1/10	61.3	5	2	0.5	5	0	78	100%
Oct 25	at Car	L	1/1	46	26	56.5	205	4.5	0	1	24	5/33	58.7	3	6	2.0	2	0	83	100%
Nov 8	at Dal	W	1/1	36	25	69.4	295	8.2	1	0	44	1/8	103.4	1	-1	-1.0	-1	0	73	100%
Nov 15	Mia	L	1/1	25	19	76.0	236	9.4	1	0	60	4/39	118.1	1	0	0.0	0	0	58	60%
Nov 22	TB	L	0/0	INACTIVE (CONCUSSION, LEFT SHOULDER)															0	0%
Nov 26	at Det	L	0/0	INACTIVE (LEFT SHOULDER)															0	0%
Dec 6	at NE																			
Dec 13	Buf																			
Dec 20	Ari																			
Dec 26	Was																			
Jan 3	at NYG																			
Totals			9/9	335	214	63.9	2297	6.9	11	10	62t	18/142	82.4	17	31	1.8	14	0	641	79%

## CAREER 100+ QB RATING GAMES (13)

Date	Opponent	Result	QB Rating
10/13/13	at Hou.	W	134.6
10/4/15	at Was.	L	122.6
11/15/15	vs. Mia.	L	118.1
9/16/12	vs. Was.	W	117.6
11/28/10	at Den.	W	113.3
10/31/10	vs. Car.	W	112.4
12/26/10	vs. SF	W	107.0
11/25/12	at Ari.	W	106.3
10/6/13	vs. Jax.	W	105.3
9/9/12	at Det.	L	105.1
11/11/12	at SF	T	104.1
11/8/15	at Dal.	W	103.4
9/8/13	vs. Ari.	W	100.7

## CAREER HIGHS

<b>Attempts</b>	55	3x, 9/15/13 at Atl.
<b>Completions</b>	36	9/14/15 at Atl.
<b>Passing Yards</b>	377	12/16/12 vs. Min.
<b>Passing Long</b>	80t	12/23/12 at TB
<b>Passing TDs</b>	3	7x, 10/4/15 at Was.
<b>Completion %</b>	78.1	10/31/10 vs. Car.
<b>Passer Rating</b>	134.6	10/13/13 at Hou.
<b>Rushes</b>	6	10/17/10 vs. SD
<b>Rushing Yards</b>	34	10/14/12 at Mia.
<b>Rushing Long</b>	23	9/15/13 at Atl.
<b>Rushing TDs</b>	1	2x, 10/14/12 at Mia.



**Height:** 6-5  
**Weight:** 241  
**Date Of Birth:** May 4, 1987  
**Hometown:** Spokane, WA  
**HS:** Shadle Park (Spokane, WA)  
**College:** West Texas A&M  
**NFL Experience:** 5th Year  
**Acquired:** FA (Hou) 2014  
**Draft Pick:** Undrafted

## VITALS

## HOUSTON TEXANS CAREER RANKINGS

### BLOCKED PUNTS

1t. Bryan Braman (2011-13)	2
Ramon Walker (2002-05)	2
3t. Three players	1

## SPECIAL TEAMS STANDOUT

### 2012 TEXANS ST TACKLES

1. Bryan Braman	16
2t. Alan Ball	13
Jesse Nading	13

## THREE-STEP DROP

**Hobbies:** Spending time with his daughter, Blakely  
**Talent he'd like to have:** Ability to play the guitar and piano  
**If he could play another sport what team/position:** Decathlete, Team USA  
**If he could be any superhero, he would be:** Superman  
**His most interesting man in the world:** Stephen Hawking  
**Best player he has faced:** Jason Peters in practice  
**Three items needed on deserted island:** A knife, a pot and flint  
**First jersey:** Gary Payton, Seattle Supersonics  
**Funniest Eagle:** Jon Dorenbos  
**Favorite athletes growing up:** Brett Favre and Reggie White



**"He's a war-daddy, man. When I think special teams, I think Bryan Braman. He's all out on every play."**

- Eagles Punter Donnie Jones

After taking an unconventional route to the NFL and ultimately signing with the Houston Texans as a rookie free agent in 2011, Bryan Braman has emerged as a proven force on special teams over the course of his career. Braman originally signed a two-year deal with the Eagles prior to the 2014 season and signed a one-year extension in the 2015 offseason that will keep him in Philadelphia through 2016. In his first season in Philadelphia, Braman served as a "core-four" special teams player, providing leadership on a unit that accounted for seven touchdowns in 2014.

## CAREER HIGHLIGHTS

- Has recorded 43 special teams tackles in 73 career games
- Was named a Pro Bowl alternate and to *USA Today's* All-Joe Team in 2012 after leading the Texans with 16 special teams tackles and notching a franchise-best two blocked punts
- Blocked a Pat McAfee punt in the second quarter vs. Ind. (12/16/12) and ran it back 8 yards for his first-career touchdown

## 2015 HIGHLIGHTS

- Led the team with three special teams tackles vs. Mia. (11/15)
- Recorded the first full-sack of his career when he dropped Saints QB Drew Brees for an 11-yard loss in a win vs. NO (10/11)

## BIRDSEED

- Prior to landing his first NFL job as a rookie free agent with the Houston Texans in 2011, Bryan Braman thought his football career was over. "After I got kicked out of Idaho, I was making concrete railroad ties for a year, just back-breaking work. It was tough." Braman went to West Texas A&M in 2009 after a two-year stint at Long Beach City College. He originally went to Idaho, where he was a red-shirt freshman in 2006. "The bottom line is I was just immature and got caught up in bad things. It was an eye-opening experience for me and really forced me to grow up. I think going through that ultimately made me a better person. I'm so much more appreciative of everything I have now."
- Claims to get his size from his late grandfather, Ivan Cecil Braman, a World War II veteran who was a whopping 7-foot-4 and 360 pounds
- As a senior prank at West Texas A&M, teammates cut off Braman's dreadlocks at his defensive line coach's house. Still having an attachment to them, he currently has them stored in a Ziploc bag in his garage



## CAREER HIGHS

Tackles	2	2x - 12/10/12 at NE
Sacks	1.0	10/11/15 vs. NO





## BRAMAN'S CAREER STATISTICS

Year	Team	GP/GS	TACKLES					PASS DEFENSE					FUMBLES			DEF SNAPS		ST
			Total	Solo	Asst	TFL	Sacks	Int	Yards	Lg	TD	KD	FF	FR	Yards	Played	Pct	
2011	Houston	16/0	1	0	1	1.0	0.5	0	0	--	0	0	0	1	0	NA	NA	7
2012	Houston	14/0	6	4	2	0.0	0.0	0	0	--	0	0	0	0	0	61	6%	16
2013	Houston	16/0	0	0	0	0.0	0.0	0	0	--	0	0	0	0	0	17	2%	8
2014	Philadelphia	16/0	0	0	0	0.0	0.0	0	0	--	0	0	0	0	0	9	1%	8
2015	Philadelphia	11/0	1	1	0	1.0	1.0	0	0	--	0	0	0	0	0	11	1%	4
<b>Totals</b>		<b>73/0</b>	<b>8</b>	<b>5</b>	<b>3</b>	<b>2.0</b>	<b>1.5</b>	<b>0</b>	<b>0</b>	<b>--</b>	<b>0</b>	<b>0</b>	<b>0</b>	<b>1</b>	<b>0</b>	<b>---</b>	<b>---</b>	<b>43</b>

## PLAYOFFS

2011	Houston	2/0	0	0	0	0.0	0.0	0	0	--	0	0	0	0	0	NA	NA	1
2012	Houston	2/0	0	0	0	0.0	0.0	0	0	--	0	0	0	0	0	0	0%	1
<b>Totals</b>		<b>4/0</b>	<b>0</b>	<b>0</b>	<b>0</b>	<b>0.0</b>	<b>0.0</b>	<b>0</b>	<b>0</b>	<b>--</b>	<b>0</b>	<b>0</b>	<b>0</b>	<b>0</b>	<b>0</b>	<b>---</b>	<b>---</b>	<b>2</b>

## ADDITIONAL CAREER STATISTICS

**Touchdowns:** [1] - Blocked a Pat McAfee punt and returned it 8 yards vs. Ind. (12/16/12)

**Blocked Punts:** [3] - 2014 [at GB - 11/16 [Tim Masthay]]; 2012 [vs. GB - 10/14 [T. Masthay]], [vs. Ind. - 12/16 [Pat McAfee]]

## 2015 GAME-BY-GAME STATISTICS

Date	Opp	W/L	GP/GS	S	A	TT	Sac	Hur	Int	Yds	Lg	KD	FF	FR	Snaps	Pct
Sep 14	at Atl	L	1/0	0	0	0	0.0	0	0	0	0	0	0	0	0	0%
Sep 20	Dal	L	1/0	0	0	0	0.0	0	0	0	0	0	0	0	0	0%
Sep 27	at NYJ	W	1/0	0	0	0	0.0	0	0	0	0	0	0	0	0	0%
Oct 4	at Was	L	1/0	0	0	0	0.0	0	0	0	0	0	0	0	0	0%
Oct 11	NO	W	1/0	1	0	1	1.0	0	0	0	0	0	0	0	7	10%
Oct 19	NYG	W	1/0	0	0	0	0.0	0	0	0	0	0	0	0	2	3%
Oct 25	at Car	L	1/0	0	0	0	0.0	0	0	0	0	0	0	0	0	0%
Nov 8	at Dal	W	1/0	0	0	0	0.0	0	0	0	0	0	0	0	0	0%
Nov 15	Mia	L	1/0	0	0	0	0.0	0	0	0	0	0	0	0	0	0%
Nov 22	TB	L	1/0	0	0	0	0.0	0	0	0	0	0	0	0	2	3%
Nov 26	at Det	L	1/0	0	0	0	0.0	0	0	0	0	0	0	0	0	0%
Dec 6	at NE															
Dec 13	Buf															
Dec 20	Ari															
Dec 26	Was															
Jan 3	at NYG															
<b>Totals</b>			<b>11/0</b>	<b>1</b>	<b>0</b>	<b>1</b>	<b>1.0</b>	<b>0</b>	<b>0</b>	<b>0</b>	<b>0</b>	<b>0</b>	<b>0</b>	<b>0</b>	<b>11</b>	<b>1%</b>

## BIRDSEED - Cont.

- While at Long Beach City College from 2007-08, modeled for *Abercrombie & Fitch* and did casting calls in Los Angeles
- Was heavily recruited out of Shadle Park (WA) H.S. as a standout track star. Competed in the 4x100 relay, high jump, long jump and javelin. Has thought about training for the javelin following his football career and would love to have the chance to throw in the Olympics for Team USA
- Is interested in pursuing a degree in business management following his playing career



- Began playing football in 7th grade for the Shaw Jaguars
- Has a daughter, Blakely
- Son of Tina Braman-Fields and Robert Dire. Has two sisters, Alyssa and Marissa

## 2014 HIGHLIGHTS

- Blocked a Tim Masthay punt in the fourth quarter at GB (11/16). The punt was recovered by S Malcolm Jenkins on the Green Bay 5-yard line

## 2013 HIGHLIGHTS (WITH TEXANS)

- Saw action in all 16 games, tallying eight special teams tackles

## 2012 HIGHLIGHTS (WITH TEXANS)

- Was named a Pro Bowl alternate and to *USA Today's* All-Joe Team in 2012 after leading the team with 16 special teams tackles and notching a franchise-best two blocked punts

## PERSONAL

- Was a standout defensive end and track athlete at Shadle Park (WA) High School. Was a two-star recruit according to *Rivals.com*



## VITALS

**Height:** 6-3  
**Weight:** 235  
**Date Of Birth:** October 29, 1991  
**Hometown:** Venice, FL  
**HS:** Venice  
**College:** Florida  
**NFL Experience:** 2nd Year  
**Acquired:** Rookie FA 2014  
**Draft Pick:** Undrafted

2015 EAGLES  
SPECIAL TEAMS  
TACKLES

1. Trey Burton	15
2. Chris Maragos	11
3. Malcolm Jenkins	8

FLORIDA  
SINGLE-GAME  
RANKINGS  
RUSHING TDS

1t. Trey Burton (vs. Kentucky, 9/25/10)	5
Tim Tebow (at S. Carolina, 11/10/07)	5
3t. Four players tied with	4

## POINTS IN A GAME (NON KICKER)

1. Trey Burton (vs. Kentucky, 9/25/10)	36
2. Tim Tebow (at S. Carolina, 11/10/07)	30
3t. Many others tied with	24

THREE-STEP  
DROP

**Desired talent:** Being in a church choir

**Dinner guest:** His grandfather, John McClintock, who passed away when he was in high school

**Player he models his game after:** James Casey

**Best player he has line up against:** Connor Barwin in practice

**First jersey:** Dan Marino, Miami Dolphins

**What he'd be doing if not in football:** Financial advisor

**Funniest Eagle:** Jordan Matthews

**Favorite Philly restaurants:** Mixto and Prime Stache

**Favorite musicians:** Lindsey Seals, Lecrae and Andy Mineo

**Favorite athletes:** LeBron James and Stephen Curry

**Favorite book:** *All-Pro Dad* by Mark Merrill

**"Trey brings you the rare combination of a special teams player: He brings you the speed, he has the agility, he plays with the aggressiveness and he has the athletic ability. That's what you want out of your special teams players."**

**- Former Eagles LB and Pro Bowl Special Teamer  
Ike Reese**

A versatile threat in the collegiate ranks, Trey Burton signed with the Eagles as a rookie free agent during the 2014 offseason. Burton, who lined up at quarterback, fullback, H-back, tight end and wide receiver during his tenure with the Gators, finished his career with 720 rushing yards and 16 touchdowns on 141 carries, and 107 catches for 976 yards and four touchdowns.

## 2015 HIGHLIGHTS

- Leads the team with 15 special teams tackles through Week 12, which marks the highest total by an Eagle in the regular season since Colt Anderson recorded 16 in 2013
- Notched the first two receptions of his career at Det. (11/26), including a 43-yarder in the first quarter that set up a 2-yard TD catch by TE Brent Celek
- Recorded a team-high two special teams tackles at Dal. (11/8), at Car. (10/25) and at Was. (10/4)
- Tied for the team lead with two special teams tackles at Det. (11/26), vs. NO (10/11) and at Atl. (9/14)

## 2014 HIGHLIGHTS

- Earned a spot on the PFWA All-Rookie team as a special teamer
- Had seven tackles on special teams on the season, including a game-high three vs. Was. (9/21)
- Returned a blocked punt 27 yards for the first touchdown of his career at NYG (12/28). Steve Weatherford's punt was blocked by James Casey
- Filled in at running back for an injured Darren Sproles vs. NYG (10/12) and rushed five times for 10 yards
- Blocked an Andy Lee punt in the end zone at SF (9/28) that was recovered for a touchdown by teammate Brad Smith. It was the first blocked punt for a TD by the Eagles since 1992

## BIRDSEED

- Works out during the offseason with teammate Nelson Agholor and his brother, Clay Burton, at the Performance Compound in Tampa, FL. Clay is currently a tight end for the Buffalo Bills
- Claims the biggest influences on his life were a trio of mentors, including his late grandfather, John McClintock, and two of his high school coaches, John Peacock and Larry Shannon. Trey grew up without a father in his life and these three men helped fill that void. "They kept me going in the right direction," said Burton. "I didn't have a father growing up, so they were my father figures through high school. If I ever needed anything or need anything to this day, I can always go to them and ask for anything."



## BURTON'S CAREER STATISTICS

Year	Team	GP/GS	RECEIVING					OFF SNAPS		ST
			No	Yds	Avg	Lg	TD	No	Pct	
2014	Philadelphia	15/0	0	0	---	--	0	6	1%	7
2015	Philadelphia	11/0	2	49	24.5	43	0	46	6%	15
<b>Totals</b>		<b>26/0</b>	<b>2</b>	<b>49</b>	<b>24.5</b>	<b>43</b>	<b>0</b>	<b>---</b>	<b>---</b>	<b>22</b>

## ADDITIONAL CAREER STATISTICS

<b>Blocked Punt:</b> (1) - 2014 (at SF - 9/28 [Andy Lee])
<b>Touchdowns:</b> (1) - 2014 (27-yd blocked punt ret. at NYG - 12/28)
<b>Rushing:</b> (5-10-4Lg) - 2014 (5-10-4Lg)

## BIRDSEED - Cont.

- Went on a mission trip to Africa in summer 2012 and lists future trips as an item on his bucket list
- Burton's athleticism runs in his bloodlines, as his grandfather, Lawrence Burton, was the seventh-overall selection in the 1975 NFL Draft and also sprinted for Team USA in the 1972 Summer Olympics in Munich. Lawrence split time with New Orleans and San Diego during a five-year NFL career, hauling in 44 catches for 804 yards and seven TDs. Additionally, he placed fourth for the United States in Munich in the 200-meter final
- Has a great appreciation for Philadelphia's history and enjoys exploring the city in his free time. "I was never exposed to anything like this when I was growing up," explains Burton
- Runs a summer football camp in his hometown of Venice, FL, with former high school teammate and current Pittsburgh Steeler Dri Archer
- As the son of a single mother, Trey hopes to get involved in charities that focus on helping children who grow up without fathers

## PERSONAL

- He and his wife, Yesenia, have a daughter, Ariella, and a son, Jaxon
- Son of Cindy Burton and has two brothers, Clay Burton and Jake MacFarland. Clay is currently a tight end for the Buffalo Bills
- Passed for 1,876 yards with 18 TDs and only one INT while adding 821 yards and 22 TDs on the ground for Venice (FL) High School in 2009. Earned FSWA 5A All-State First-Team honors
- Named to the 2008 FSWA 5A All-State first team and named Team MVP and All-Area first team as a junior. Completed 80 of 133 passes for 1,399 and 12 TDs along with 919 yards and 24 TDs on the ground
- Also played basketball and ran track in high school
- Began playing football when he was 5 years old for the Venice Vikings
- Graduated from Florida with a degree in family, youth and community science

## COLLEGE HIGHLIGHTS

- Appeared in 50 games (29 starts) during his collegiate tenure, finishing his career with 720 rushing yards and 16 touchdowns on 141 carries and 107 catches for 976 yards and four touchdowns
- As a senior captain in 2013, tallied 38 receptions for 445 yards and a touchdown as a full-time wide receiver
- Appeared in 12 games (four starts) as a junior, registering 190 yards and two TDs on 29 carries and 18 catches for 172 yards and a TD

## 2015 GAME-BY-GAME STATISTICS

Date	Opp	W/L	GP/GS	RECEIVING					SNAPS	
				No	Yds	Avg	Lg	TD	No	Pct
Sep 14	at Atl	L	1/0	0	0	0.0	0	0	0	0%
Sep 20	Dal	L	1/0	0	0	0.0	0	0	0	0%
Sep 27	at NYJ	W	1/0	0	0	0.0	0	0	0	0%
Oct 4	at Was	L	1/0	0	0	0.0	0	0	0	0%
Oct 11	NO	W	1/0	0	0	0.0	0	0	0	0%
Oct 19	NYG	W	1/0	0	0	0.0	0	0	0	0%
Oct 25	at Car	L	1/0	0	0	0.0	0	0	3	4%
Nov 8	at Dal	W	1/0	0	0	0.0	0	0	0	0%
Nov 15	Mia	L	1/0	0	0	0.0	0	0	0	0%
Nov 22	TB	L	1/0	0	0	0.0	0	0	19	27%
Nov 26	at Det	L	1/0	2	49	24.5	43	0	24	41%
Dec 6	at NE									
Dec 13	Buf									
Dec 20	Ari									
Dec 26	Was									
Jan 3	at NYG									
<b>Totals</b>			<b>11/0</b>	<b>2</b>	<b>49</b>	<b>24.5</b>	<b>43</b>	<b>0</b>	<b>46</b>	<b>6%</b>

## CAREER HIGHS

<b>Receptions</b>	2	11/26/15 at Det.
<b>Yards</b>	49	11/26/15 at Det.
<b>Long</b>	43	11/26/15 at Det.

- Joined Chris Rainey as the only Gators to score both a rushing and receiving TD in the same game as a sophomore in 2010. Finished the season with 19 catches for 149 yards and one TD, while adding 125 yards and three touchdowns on 37 carries
- Named to the 2010 SEC All-Freshman Team and was named SEC Freshman Player of the Week twice during the 2010 season. Also earned a place on the 2010 SEC Academic Honor Roll
- Saw action at quarterback, fullback, tight end, wide receiver and on kick coverage while starting 11 games as a freshman in 2010. Recorded a team-high 11 rushing touchdowns on 75 carries and also led the Gators with 12 total touchdowns
- Ranked third among Florida freshmen in school history with 12 total TDs and second with 11 rushing TDs, trailing only Emmitt Smith
- Scored six touchdowns (five rushing, one receiving) in a single game against Kentucky (9/25/10), despite only touching the ball 10 times. Was only the fourth player in SEC history to score 36 or more points in a single game

## TRANSACTIONS

2014 Signed by PHI as a rookie free agent

**VITALS**

**Height:** 6-1  
**Weight:** 205  
**Date Of Birth:** January 18, 1987  
**Hometown:** Green Cove Springs, FL  
**HS:** Clay (Green Cove Springs, FL)  
**College:** Maryland  
**NFL Experience:** 6th Year  
**Acquired:** FA (Mia) 2014  
**Draft Pick:** D5a-10 (145th overall) by Miami

## 2015 EAGLES DEFENSIVE LEADERS THROUGH WEEK 12

### PASSES DEFENSED

1. Nolan Carroll	15
2t. Malcolm Jenkins	10
Byron Maxwell	10

### INTERCEPTIONS

1. Walter Thurmond	3
2t. Nolan Carroll	2
Jordan Hicks	2

### TACKLES

1. Malcolm Jenkins	76
2. Connor Barwin	56
3. Mychal Kendricks	55
4. Jordan Hicks	54
5t. Nolan Carroll	53
Walter Thurmond	53

## THREE-STEP DROP

**Best player he's ever lined up against:** WR Randy Moss

**If he could play another sport what team/position:** Right forward, Real Madrid

**Three items desired on deserted island:** 10 gallons of water, nice tent & food

**Collects:** Football cards

**Nicknames:** "Nole" and "Bigs"

**Most played artist on iPod:** Rick Ross

**Favorite personal sports moment:** Breaking the high school record in the 4x100 relay and making it to the state tournament

**Favorite teams growing up:** Miami Dolphins and Jacksonville Jaguars

**Favorite meal:** Barbeque chicken

**Favorite TV show:** Dexter

**Favorite movie:** Big Trouble in Little China



**"If there's one guy who has really been killing it on the field, to in the weight room, to everything, it's probably been Nolan... The stuff he has done in the weight room and with his technique will translate out to the field."**

- Eagles Safety Malcolm Jenkins

A long and athletic corner, Nolan Carroll signed a two-year deal with the Eagles during the 2014 offseason. Carroll was placed on Injured Reserve by the Eagles on 11/27/15 after suffering a broken right ankle on Thanksgiving Day at Det. (11/26/15). A former fifth-round draft choice of Miami in 2010, Carroll emerged as a starter for the Dolphins in 2012 and set career highs in interceptions (three), passes defended (11) and sacks (two) in 2013. Carroll was also a valuable contributor to the Dolphins special teams units. A native of Green Cove Springs, FL, he was a four-year letterman and team captain at Maryland.

### BIRDSEED

- Claims the biggest influence on his career is his high school coach Ron Riddle. Said Carroll: "He had me in gym class and pretty much convinced my mom to let me play football. I wasn't allowed to play until my sophomore year of high school. I owe so much to Coach Riddle."
- Was originally recruited to Maryland as a receiver before transitioning to cornerback his sophomore year. Said Carroll: "I liked receiver, but I've always considered myself a defensive guy. I've always had that mindset. I basically begged to play corner. They let me and I took off from there."
- One of Carroll's favorite hobbies is restoring old cars. His most prized possession is a 1972 Cutlass. "I bought it my rookie year and have been working on it ever since," said Carroll. "It's almost where I want it to be."

### 2015 HIGHLIGHTS

- Led the team in pass breakups (15), ranked second in interceptions (two) and was third in tackles (51) at the time of his injury in Week 12
- Tallied three pass breakups for the second-straight game vs. Mia. (11/15)
- Notched seven tackles and three passes defended at Dal. (11/8)
- Recorded an interception in his second-straight contest, ripping the ball away from Panthers WR Ted Ginn Jr. in midair at Car. (10/25). Also added seven tackles and a tackle for loss
- Picked off Giants QB Eli Manning and returned the interception 17 yards for a touchdown in the first quarter vs. NYG (10/19). The touchdown was the Eagles first pick-six since CB Bradley Fletcher accomplished the feat on 11/10/14 vs. Car. and was Carroll's first TD since he was a WR in high school
- Broke up two passes and added five tackles in a win at NYJ (9/27)





## CARROLL'S CAREER STATISTICS

Year	Team	GP/GS	TACKLES					PASS DEFENSE					FUMBLES			DEF SNAPS		ST
			Total	Solo	Asst	TFL	Sacks	Int	Yards	Lg	TD	KD	FF	FR	Yards	Played	Pct	
2010	Miami	13/1	1	1	0	0.0	0.0	1	1	1	0	2	0	0	0	NA	NA	3
2011	Miami	15/3	26	23	3	0.0	0.0	1	0	0	0	4	0	0	0	NA	NA	6
2012	Miami	14/10	47	41	6	2.0	1.0	0	0	0	0	5	1	0	0	641	57%	4
2013	Miami	16/12	46	43	3	2.0	2.0	3	24	24	0	11	0	0	0	794	69%	1
2014	Philadelphia	16/1	26	24	2	0.0	0.0	0	--	--	--	5	0	0	0	369	32%	11
2015	Philadelphia	11/11	53	38	15	1.0	0.0	2	18	17t	1	15	0	0	0	757	93%	2
<b>Totals</b>		<b>85/38</b>	<b>199</b>	<b>170</b>	<b>29</b>	<b>5.0</b>	<b>3.0</b>	<b>7</b>	<b>43</b>	<b>24</b>	<b>1</b>	<b>42</b>	<b>1</b>	<b>0</b>	<b>0</b>	<b>---</b>	<b>---</b>	<b>27</b>

## ADDITIONAL CAREER STATISTICS

**Kickoff Returns:** (29-700) - 2014 (2-45, long of 24); 2010 (27-655, long of 46)

**Special Teams Fumble Recoveries:** (1) - 2014 (1)

## 2015 GAME-BY-GAME STATISTICS

Date	Opp	W/L	GP/GS	S	A	TT	Sac	Hur	Int	Yds	Lg	KD	FF	FR	Snaps	Pct
Sep 14	at Atl	L	1/1	5	0	5	0.0	0	0	--	--	1	0	0	76	99%
Sep 20	Dal	L	1/1	3	2	5	0.0	0	0	--	--	0	0	0	82	96%
Sep 27	at NYJ	W	1/1	3	2	5	0.0	0	0	--	--	2	0	0	79	100%
Oct 4	at Was	L	1/1	5	1	6	0.0	0	0	--	--	1	0	0	84	100%
Oct 11	NO	W	1/1	2	2	4	0.0	0	0	--	--	2	0	0	69	100%
Oct 19	NYG	W	1/1	5	1	6	0.0	0	1	17	17t	2	0	0	68	100%
Oct 25	at Car	L	1/1	4	3	7	0.0	0	1	1	1	0	0	0	59	97%
Nov 8	at Dal	W	1/1	4	3	7	0.0	0	0	--	--	3	0	0	77	99%
Nov 15	Mia	L	1/1	1	0	1	0.0	0	0	--	--	3	0	0	67	100%
Nov 22	TB	L	1/1	4	1	5	0.0	0	0	--	--	1	0	0	78	100%
Nov 26	at Det	L	1/1	2	0	2	0.0	0	0	--	--	0	0	0	18	25%
PLACED ON INJURED RESERVE (BROKEN ANKLE) ON 11/27/15																
<b>Totals</b>			<b>11/11</b>	<b>38</b>	<b>15</b>	<b>53</b>	<b>0.0</b>	<b>0</b>	<b>2</b>	<b>18</b>	<b>17t</b>	<b>15</b>	<b>0</b>	<b>0</b>	<b>757</b>	<b>93%</b>

## PERSONAL

- Has a son, Nolan III
- Son of Nolan and Jennifer Carroll. Has a younger brother, Necho, and a younger sister, Nyckie
- Has a pet bulldog named Prime
- During the offseason, works out in Florida with other NFL stars, including Jets WR Brandon Marshall, Vikings QB Teddy Bridgewater, Bills TE Charles Clay, Bears WR Alshon Jeffrey and Buccaneers WR Mike Evans
- Attended Clay High School in Green Cove Springs, FL, where he was a three-year starter at wide receiver and helped his team to district titles in each of his last two seasons
- Prior to entering the NFL, last scored a touchdown as a receiver at Clay High School
- Also lettered in soccer and track
- Graduated from Maryland with a bachelor's degree in family science

## YOU CAN CALL ME AL



**Harris (left) and Carroll (right)**

Carroll's favorite player growing up was CB Al Harris, who held a stint with the Eagles (1998-2002). "I saw this guy flying around on TV with these dreadlocks," said Carroll. "I was like, 'Who is this guy?' He looks like the Predator."

After watching Harris perform on Sundays, Carroll began to grow dreads of his own his freshman year in college. He cut them off once he entered the NFL. "Ironically, Al ended up being my teammate my first year in the league," said Carroll. "He coached me after that. It's funny how things turn out."



## VITALS

**Height:** 6-4  
**Weight:** 255  
**Date Of Birth:** January 25, 1985  
**Hometown:** Cincinnati, OH  
**HS:** LaSalle (Cincinnati, OH)  
**College:** Cincinnati  
**NFL Experience:** 9th Year  
**Draft Pick:** D5b-07 (162nd overall) by Philadelphia

### EAGLES TE CAREER RECORDS

#### CAREER RECEPTIONS

1. Pete Retzlaff	452
2. Brent Celek	364
3. John Spagnola	256

#### RECEIVING YARDS

1. Pete Retzlaff	7,412
2. Brent Celek	4,609
3. John Spagnola	2,833

#### RECEIVING TDs

1. Pete Retzlaff	47
2. Brent Celek	30
3. Chad Lewis	23

### EAGLES ALL-TIME LEADERS IN RECEPTIONS

1. Harold Carmichael	589
2. Pete Retzlaff	452
3. Brian Westbrook	426
4. Pete Pihos	373
5. Keith Byars	371
6. Brent Celek	364
7. Mike Quick	363
8. DeSean Jackson	356

### THREE-STEP DROP

**Favorite businessperson:** Elon Musk

**Bucket list:** Driving in a NASCAR race

**First jerseys:** Charles Woodson, Michigan and Jerome Bettis, Steelers

**If he could play another sport, what team/position:** Center, Cleveland Cavaliers

**First job:** A janitor in his uncle's motorcycle shop

**Favorite musician:** Guordan Banks

**Favorite TV show:** Nature documentaries narrated by David Attenborough

**"I love players that sacrifice their personal statistics for the team and Celek leads the Eagles in that category."**

- ESPN analyst Jon Gruden

One of the toughest and most reliable players in team history, Brent Celek does it all from the tight end position. He is a big target in the passing game, a relentless blocker and an unquestioned leader on the squad. Despite not being invited to the NFL Scouting Combine, Celek went on to become a 5th round round in 2007 and developed into one of the most productive Eagle tight ends ever. He has also ingrained himself within the Philadelphia community with his philanthropic work and business acumen. Celek is in the midst of a six-year contract through 2016.

### CAREER HIGHLIGHTS

- Produced one of the most prolific seasons by an Eagles tight end in 2009, setting career highs in receptions (76), yards (971) and TDs (eight). These numbers were the second-highest single-season totals in team history in all three categories among tight ends. In addition, his yards and touchdown totals ranked fourth among all NFL tight ends
- Set a franchise playoff record with 10 catches, (83 yards and two TDs) in the NFC Championship game on 1/18/09 at Ari. His two TD receptions tied a team postseason record (Chad Lewis, Fred Barnett, Harold Carmichael)
- With 157 receiving yards vs. the Ravens on 9/16/12, Celek recorded the second-highest yardage output by a tight end in franchise history behind Pete Retzlaff's 204 yards vs. Was. on 11/14/65

### BIRDSEED

- Founded in 2010, Celek's Take Flight Foundation has a primary goal of providing seriously ill and physically challenged children throughout Greater Philadelphia with daily support and life-changing experiences. For more information, log on to [brentcelek.org](http://brentcelek.org)
- Aimed to help fund the preservation of select National parks by donating 25% of profits, Celek's REVISIT partners with local designers and artisans to offer a fine line of goods, accessories and jewelry at [revisitproducts.com](http://revisitproducts.com)
- Located on the cobblestone block of Front and Chestnut in Philadelphia, Celek's restaurant, Prime Stache, offers an extensive American bistro style menu and carefully selected craft beer and cocktails. [primestache.com](http://primestache.com)
- In 2014, Celek became the first NFL player to ever be named to *Philadelphia Business Journal's* "40 under 40" for his success in his multiple business ventures



REVISIT





## CELEK'S CAREER STATISTICS

Year	Team	GP/GS	RECEIVING					OFF SNAPS		
			No	Yds	Avg	Lg	TD	No	Pct	
2007	Philadelphia	16/4	16	178	11.1	29	1	NA	NA	
2008	Philadelphia	16/7	27	318	11.8	44	1	NA	NA	
2009	Philadelphia	16/15	76	971	12.8	47t	8	NA	NA	
2010	Philadelphia	16/15	42	511	12.2	65t	4	NA	NA	
2011	Philadelphia	16/16	62	811	13.1	73	5	NA	NA	
2012	Philadelphia	15/14	57	684	12.0	34	1	862	76%	
2013	Philadelphia	16/15	32	502	15.7	42	6	845	77%	
2014	Philadelphia	16/15	32	340	10.6	37	1	815	69%	
2015	Philadelphia	11/9	20	294	14.7	60	3	443	55%	
<b>Totals</b>		<b>138/110</b>	<b>364</b>	<b>4609</b>	<b>12.7</b>	<b>73</b>	<b>30</b>	<b>---</b>	<b>---</b>	
<b>PLAYOFFS</b>										
2008	Philadelphia	3/3	19	151	7.9	31t	3	NA	NA	
2009	Philadelphia	1/1	3	59	19.7	26	0	NA	NA	
2010	Philadelphia	1/1	2	25	12.5	16	0	NA	NA	
2013	Philadelphia	1/1	2	16	8.0	24	0	41	71%	
<b>Totals</b>		<b>6/6</b>	<b>26</b>	<b>251</b>	<b>9.7</b>	<b>31t</b>	<b>3</b>	<b>---</b>	<b>---</b>	

## 100-YARD RECEIVING GAMES (8)

Yds	Date	Opponent	Rec.	TDs
157	9/16/12	vs. Baltimore (W)	8	0
156	12/18/11	vs. N.Y. Jets (W)	5	1
131	11/2/08	at Seattle (W)	6	0
134	11/15/15	vs. Miami (L)	4	0
121	12/27/09	vs. Denver (W)	4	1
116	11/10/14	vs. Carolina (W)	5	0
104	9/27/09	vs. Kansas City (W)	8	1
104	9/20/09	vs. New Orleans (L)	8	0

## 2015 HIGHLIGHTS

- Registered his 30th career TD catch at Det. (11/26)
- Posted 134 yards on 4 catches, including a 60-yard grab from Sam Bradford to set up the Eagles first TD vs. Mia (11/15). His 33.5 yards per catch was the most by an NFL TE with 4+ catches since 1984 (Cincinnati's M.L. Harris, 37.0)
- Caught a 13-yard TD from Bradford vs. NO (10/11)
- Grabbed a 10-yard TD pass from Bradford at Was. (10/4) that tied the game in the third quarter

## BIRDSEED

- Admits getting snubbed for the combine in 2007 was a huge motivating factor for him. Said Celek: "It ticked me off, to be honest. I thought I would be drafted higher, but it just lit a fire under me that I will always carry."
- A friend of die-hard Eagles fan and CSNBS's Mad Money host Jim Cramer, the two met for the first time for dinner in 2009 and have regularly talked about football and finance ever since
- Acquired his desire to invest and research business ventures during his college classes at Cincinnati. "I would often get bored in class and sometimes just log onto the internet during class to research companies." ... Not much has changed today as Celek regularly uses Flip Board to keep up with all the latest news and trends in business, style, entrepreneurship, architecture and design

## 2015 GAME-BY-GAME STATISTICS

Date	Opp	W/L	GP/GS	RECEIVING					SNAPS		
				No	Yds	Avg	Lg	TD	No	Pct	
Sep 14	at Atl	L	1/1	1	6	6.0	6	0	27	36%	
Sep 20	Dal	L	1/1	0	0	0.0	0	0	31	50%	
Sep 27	at NYJ	W	1/1	0	0	0.0	0	0	46	63%	
Oct 4	at Was	L	1/0	1	10	10.0	10t	1	19	34%	
Oct 11	NO	W	1/1	3	44	14.7	23	1	49	58%	
Oct 19	NYG	W	1/0	0	0	0.0	0	0	41	53%	
Oct 25	at Car	L	1/1	2	11	5.5	6	0	44	53%	
Nov 8	at Dal	W	1/1	0	0	0.0	0	0	38	52%	
Nov 15	Mia	L	1/1	4	134	33.5	60	0	58	60%	
Nov 22	TB	L	1/1	7	79	11.3	18	0	47	66%	
Nov 26	at Det	W	1/1	2	10	5.0	8	1	43	73%	
Dec 6	at NE										
Dec 13	Buf										
Dec 20	Ari										
Dec 26	Was										
Jan 3	at NYG										
<b>Totals</b>			<b>11/9</b>	<b>20</b>	<b>294</b>	<b>14.7</b>	<b>60</b>	<b>3</b>	<b>443</b>	<b>55%</b>	

## CAREER HIGHS

Receptions	10	[12/28/10 vs. Min.]
	10	[1/18/09 at Ari., NFC-C]
Yards	157	[9/16/12 vs. Bal.]
Long	73	[12/18/11 vs. NYJ]
TDs	2	[1/18/09 at Ari., NFC-C]
	1	[30x - 11/26/15 at Det]

- Brent's No. 1 fan is his grandfather, Ed, and vice versa. "We've been very close from when he was little on up," Ed said. Brent gave his grandfather the ball from his first touchdown catch in 2007. In fact, Prime Stache, contains a photo of Ed with a mustache on the menu

## PERSONAL

- He and his wife, Celeste, reside in Philadelphia
- His parents, Steve and Debbie, own three hair salons and spas in Cincinnati named Paragon Salon
- Has two younger brothers, Garrett, who is a tight end for the San Francisco 49ers, and Tyler. Also has two younger sisters, Stephanie and Mackenzie.
- Brent and Garrett are one of eight brother combinations to both play in the NFL joining Keith and Kerry Cash, Daniel and Darren Fells, Billy and David Griggs, Rob and Dan Gronkowski, Darryl and Gary Lewis, Ed and Irv Smith, and John and Mike Tice
- Grew up a fan of the Cincinnati Bengals as his family owned 10 season tickets. His favorite Bengal of all time is Boomer Esiason. Also enjoyed watching Notre Dame football
- Tries to model his game after one of the all-time great running backs. "I grew up watching Jerome Bettis and loved the way he played. He was a beast, the first guy never took him down. When I have the ball in my hands, I try to be like him. That's my mindset."
- Began playing football in the 2nd grade as a fullback for Our Lady of Visitation in Cincinnati



## VITALS

**Height:** 6-4  
**Weight:** 230  
**Date Of Birth:** September 9, 1987  
**Hometown:** Clearwater, FL  
**HS:** Central Catholic (Clearwater, FL)  
**College:** Florida  
**NFL Experience:** 6th Year  
**Draft Pick:** D5b-10 (159th overall)  
 by Philadelphia

EAGLES  
SINGLE-GAME  
RANKINGS

## RECEIVING TDS

- |                                      |   |
|--------------------------------------|---|
| 1t. Irving Fryar (vs. Mia. 10/20/96) | 4 |
| Ben Hawkins (vs. Pit. 9/28/69)       | 4 |
| 3t. Riley Cooper (at Oak. 11/3/13)   | 3 |
| 22 other times                       | 3 |

THREE-STEP  
DROP

**Three items needed on deserted island:** Compass, knife, fire starter

**Bucket list:** Elk hunting in Wyoming

**First job:** Mucking horse stalls

**Talent he'd like to have:** Ability to fly

**Funniest Eagle:** Jason Kelce

**Favorite teams/athletes growing up:** John Lynch, Derrick Brooks,  
Buccaneers, Rays and Lightning

**Favorite TV shows:** *King of Queens* and *Dual Survivor*

**Favorite app:** Spotify

**"Riley is one of the toughest and hardest-working guys in our locker room. We talk a lot about how players have to make the most of their opportunities, and he did just that... He used his size, strength and speed to make a lot of big plays for our team..."**

- Eagles Head Coach Chip Kelly

An imposing presence from the wide receiver position, Riley Cooper took full advantage of his opportunity in 2013 as a full-time starter for the first time in his career. Cooper ranked third in the NFL with 17.8 yards per catch as he hauled in 47 passes for 835 yards and eight touchdowns. Cooper signed a five-year contract following the 2013 season. Originally a fifth-round selection of the Eagles in the 2010 NFL Draft, the Clearwater, FL, native was also drafted twice in Major League Baseball (Phillies in 2006 and Rangers in 2009)

## CAREER HIGHLIGHTS

- In his first NFL season as a starter in 2013, finished third in the NFL with a 17.8 yards-per-catch average, trailing only New Orleans' Kenny Stills (20.0) and Cleveland's Josh Gordon (18.9)
- Caught five touchdowns over a two-game span in 2013 (three at Oakland on Nov. 3 and two more at Green Bay on Nov. 10) to tie a team record set by Ben Hawkins in 1969

## BIRDSEED

- As a senior in high school, had 103 tackles and five interceptions as a safety and was recruited mostly as an "athlete" by several top programs, but chose Florida because they had the most interest in him as a wide receiver and allowed him to play baseball
- Enjoys outdoor activities including hunting and fishing. "My dad got me into fishing when I was real young. We had a small boat and we would go out on weekends when I didn't have any games."

## 2015 HIGHLIGHTS

- Scored on a 32-yard TD strike from QB Sam Bradford in a win vs. NYG (10/19)
- Recorded the second-longest touchdown reception of his career after securing a 62-yard catch from QB Sam Bradford early in the second half at Was. (10/4). It was his fourth 40-plus yard score since 2013

## PERSONAL

- Is the son of Larry and Monica Cooper. His younger sister, Lindsey, played soccer at the University of Florida. Said Riley, "She's the real athlete of the family."
- Attended Central Catholic H.S. in Clearwater, FL, lettering in football and baseball. Earned first-team, all-state honors as a safety during his sophomore, junior and senior seasons. Also played wide receiver





## COOPER'S CAREER STATISTICS

Year	Team	GP/GS	RECEIVING					OFF SNAPS	
			No	Yds	Avg	Lg	TD	No	Pct
2010	Philadelphia	13/2	7	116	16.6	37	1	NA	NA
2011	Philadelphia	16/3	16	315	19.7	58	1	NA	NA
2012	Philadelphia	11/5	23	248	10.8	23	3	487	43%
2013	Philadelphia	16/15	47	835	17.8	63t	8	981	89%
2014	Philadelphia	16/16	55	577	10.5	50	3	956	81%
2015	Philadelphia	11/9	15	263	17.5	62t	2	378	47%
<b>Totals</b>		<b>83/50</b>	<b>163</b>	<b>2354</b>	<b>14.4</b>	<b>63t</b>	<b>18</b>	<b>---</b>	<b>---</b>

## PLAYOFFS

2010	Philadelphia	1/0	2	18	9.0	11	0	NA	NA
2013	Philadelphia	1/1	6	68	11.3	22	1	57	98%
<b>Totals</b>		<b>2/1</b>	<b>8</b>	<b>86</b>	<b>10.8</b>	<b>22</b>	<b>1</b>	<b>---</b>	<b>---</b>

## ADDITIONAL CAREER STATISTICS

**Special Teams Tackles:** (13) - 2010 (5), 2011 (6), 2012 (1), 2015 (2)

**Rushing:** (0-18-18lg) - 2013 (0-18-18lg)

**Kickoff Returns:** 2015 (2-28-16lg)

**Punt Returns:** 2014 (1 FC)

## CAREER HIGHS

<b>Receptions</b>	6	[3x - 9/28/14 at SF]
<b>Yards</b>	139	[11/3/13 at Oak.]
<b>Long</b>	63t	[11/3/13 at Oak.]
<b>TDs</b>	3	[11/3/13 at Oak.]

## PERSONAL - Cont.

- Began playing football in 6th grade as a quarterback for the Indian Rocks Golden Eagles
- Most prized possessions are his two National Championship rings from the University of Florida
- Earned his degree in family, youth and community sciences

## 2014 HIGHLIGHTS

- Caught a career-best 55 passes for 577 yards and three TDs
- Grabbed two TD passes from Mark Sanchez at Was. (12/20), both coming in the red zone
- A 50-yard catch from Nick Foles highlighted a five-catch, 88-yard game at Ari. (10/26)
- Had team highs in catches (five) and yards (59) vs. NYG (10/12)
- Hauled in a 9-yard TD pass from Foles vs. StL (10/5) in the waning seconds of the first half

## 2013 HIGHLIGHTS

- Set career highs in receptions (47), yards (835) and TDs (eight)
- Led the team with six receptions for 68 yards and a touchdown from QB Nick Foles in a NFC Wild Card playoff game vs. NO (1/4)
- Scored on a 5-yard TD pass from Foles vs. Chi. (12/22)
- Led the team with 102 receiving yards and caught two touchdowns at GB (11/10), including a 45-yard score from Foles

## 2015 GAME-BY-GAME STATISTICS

Date	Opp	W/L	GP/GS	RECEIVING					SNAPS	
				No	Yds	Avg	Lg	TD	No	Pct
Sep 14	at Atl	L	1/1	3	25	8.3	12	0	43	58%
Sep 20	Dal	L	1/1	0	0	0.0	0	0	35	56%
Sep 27	at NYJ	W	1/1	0	0	0.0	0	0	31	42%
Oct 4	at Was	L	1/1	2	72	36.0	62t	1	36	64%
Oct 11	NO	W	1/1	3	32	10.7	14	0	47	56%
Oct 19	NYG	W	1/1	3	76	25.3	43	1	38	49%
Oct 25	at Car	L	1/0	0	0	0.0	0	0	23	28%
Nov 8	at Dal	W	1/1	0	0	0.0	0	0	9	12%
Nov 15	Mia	L	1/1	0	0	0.0	0	0	52	54%
Nov 22	TB	L	1/0	2	42	21.0	24	0	31	44%
Nov 26	at Det	L	1/1	2	16	8.0	8	0	33	56%
Dec 6	at NE									
Dec 13	Buf									
Dec 20	Ari									
Dec 26	Was									
Jan 3	at NYG									
<b>Totals</b>			<b>11/9</b>	<b>15</b>	<b>263</b>	<b>17.5</b>	<b>62t</b>	<b>2</b>	<b>378</b>	<b>47%</b>

## 100-YARD RECEIVING GAMES (3)

Yards	Date	Opp	Rec	TDs
139	11/3/13	at Oakland (W)	5	3
120	10/13/13	at Tampa Bay (W)	4	1
102	11/10/13	at Green Bay (W)	3	2

- Posted a career day as he hauled in three touchdowns from Foles at Oak. (11/3) and set a career high with 139 yards on five catches, including a career-long 63-yard touchdown. Also rushed for 18 yards on a pitch from Foles. His three-TD performance was the first by an Eagle since Kevin Curtis did so on 9/23/07 vs. Detroit
- Led the team in receiving for the second straight week after posting a career-high six catches for 88 yards vs. Dal. (10/20)
- Recorded the first 100-yard receiving game of his career at TB (10/13) as he posted four receptions for 120 yards, including a 47-yard touchdown pass from Foles
- Hauled in a 13-yard TD pass from Michael Vick vs. SD (9/15)

## A DAY AT THE BALLPARK

A two-sport star in college, Cooper took part in a Phillies spring training practice in 2013 where he met with the team, took batting practice and shagged fly balls. "It was an awesome experience," said Cooper, a 2006 draftee of the Phillies. "I got to meet all of those guys, it was great. It was also cool to get back out on the field and show that I can hang with them a little bit."







## VITALS

Height: 6-2  
 Weight: 215  
 Date Of Birth: August 31, 1991  
 Hometown: Forestville, MD  
 HS: Bishop McNamara (Forestville, MD)  
 College: William & Mary  
 NFL Experience: 2nd Year  
 Acquired: PS (Det) 2014  
 Draft Pick: Undrafted

WILLIAM & MARY  
DEFENSIVE LEADERS

## 2013 TOTAL TACKLES

- |                   |     |
|-------------------|-----|
| 1. Jerome Couplin | 113 |
| 2. Luke Rhodes    | 98  |
| 3. Ivan Tagoe     | 88  |

## 2012 TOTAL TACKLES

- |                   |    |
|-------------------|----|
| 1. Jerome Couplin | 91 |
| 2. Jabrel Mines   | 74 |
| 3. Luke Rhodes    | 72 |

## 2012 INTERCEPTIONS

- |                   |   |
|-------------------|---|
| 1. Jerome Couplin | 3 |
| 2t. Ivan Tagoe    | 2 |
| Brian Thompson    | 2 |

2015 EAGLES  
SPECIAL TEAMS  
TACKLES  
(AS OF WEEK 11)

- |                    |    |
|--------------------|----|
| 1. Trey Burton     | 13 |
| 2. Malcolm Jenkins | 8  |
| 3. Chris Maragos   | 7  |
| 4t. Jerome Couplin | 6  |

THREE-STEP  
DROP

**Bucket list items:** Visit all 50 states and travel to Europe and Brazil

**Greatest love besides football:** God and family

**If he was not playing football, he would be a:** Physical therapist

**If he could have any superpower, it would be:** Flight

**Hobbies:** Collects Jordans and Nikes and owns more than 60 pairs

**First job:** Host at Olive Garden

**Favorite movies:** Friday trilogy, Remember the Titans, All About the Benjamins

**Favorite football player growing up:** Sean Taylor

*"I think Jerome's a good, strong, good-looking athlete that can run. He's got range, he's got length. Very intelligent. It's very reassuring when you get these guys to come in and they're intelligent. He's got a high-football IQ... We're excited about him and what he potentially could bring."*

- Eagles Defensive Coordinator Bill Davis

Jerome Couplin III (pronounced CUP-lin) was one of two undrafted rookies to make the Detroit Lions opening-day roster in 2014. Couplin spent time with both the Lions and Buffalo Bills before ultimately signing to the Eagles 53-man roster off Detroit's practice squad on Dec. 10. Couplin was placed on Injured Reserve with a shoulder injury by the Eagles on 11/20/15. A captain at William & Mary as a senior in 2013, he led The Tribe defense with 113 tackles and earned first-team All-America honors.

## 2015 HIGHLIGHTS

- Through Week 10, is tied for fourth on the team with six special teams tackles
- Tied for the team lead with three special teams tackles at NYJ (9/27) and had a key block on RB Darren Sproles' 89-yard punt return touchdown

## INJURY REPORT

- Was rendered inactive vs. Mia. (11/15) with a shoulder injury and was placed on Injured Reserve on 11/20

## 2014 HIGHLIGHTS (WITH DETROIT)

- Played in eight games and recorded two solo tackles
- Made two stops in his first pro game vs. NYG (9/8)

## PERSONAL

- Son of Jerome Couplin Jr., and Adrienne Montague. Has a younger sister, Lauryn, and a younger brother, Preston
- Has two dogs, Nyla and Queen
- Was a two-year letterwinner at Bishop McNamara (MD) H.S., where he played wide receiver and safety for coach Bryce Bevill. Earned first-team all-county and all-conference honors as a senior in 2008 after tallying 685 receiving yards and six TDs on offense and adding 67 tackles, two sacks and an INT on defense
- Also played basketball and ran track, earning all-conference honors in the triple jump
- Was a member of the National Honor Society and the Science National Honor Society
- Began playing football in third grade
- Graduated from William & Mary with a bachelor's degree in kinesiology and health science

## COLLEGE HIGHLIGHTS

- Played in 45 games with 31 starts for the Tribe and compiled 257 tackles (158 solo), 21 passes defended, five interceptions, five forced fumbles and one fumble recovery



## COUPLIN'S CAREER STATISTICS

Year	Team	GP/GS	TACKLES					PASS DEFENSE					FUMBLES			DEF SNAPS		ST
			Total	Solo	Asst	TFL	Sacks	Int	Yards	Lg	TD	KD	FF	FR	Yards	Played	Pct	T
2014	Detroit	8/0	2	2	0	NA	0.0	0	0	--	0	0	0	0	0	11	2%	0
	Buffalo	0/0	0	0	0	0.0	0.0	0	0	--	0	0	0	0	0	0	0%	0
	Philadelphia	0/0	0	0	0	0.0	0.0	0	0	--	0	0	0	0	0	0	0%	0
	2014 Totals	8/0	2	2	0	0.0	0.0	0	0	--	0	0	0	0	0	11	1%	0
2015	Philadelphia	8/0	0	0	0	0.0	0.0	0	0	--	0	0	0	0	0	8	1%	6
Totals		16/0	2	2	0	0.0	0.0	0	0	--	0	0	0	0	0	---	---	6

## 2015 GAME-BY-GAME STATISTICS

Date	Opp	W/L	GP/GS	S	A	TT	Sac	Hur	Int	Yds	Lg	KD	FF	FR	Snaps	Pct
Sep 14	at Atl	L	1/0	0	0	0	0.0	0	0	0	0	0	0	0	0	0%
Sep 20	Dal	L	1/0	0	0	0	0.0	0	0	0	0	0	0	0	0	0%
Sep 27	at NYJ	W	1/0	0	0	0	0.0	0	0	0	0	0	0	0	1	1%
Oct 4	at Was	L	1/0	0	0	0	0.0	0	0	0	0	0	0	0	7	8%
Oct 11	NO	W	1/0	0	0	0	0.0	0	0	0	0	0	0	0	0	0%
Oct 19	NYG	W	1/0	0	0	0	0.0	0	0	0	0	0	0	0	0	0%
Oct 25	at Car	L	1/0	0	0	0	0.0	0	0	0	0	0	0	0	0	0%
Nov 8	at Dal	W	1/0	0	0	0	0.0	0	0	0	0	0	0	0	0	0%
Nov 15	Mia	L	0/0	INACTIVE (SHOULDER)												
PLACED ON INJURED RESERVE (SHOULDER) ON 11/20/15																
Totals			8/0	0	0	0	0.0	0	0	0	0	0	0	0	8	1%

## CAREER HIGHS

Tackles	2	(9/8/14 vs. NYG)
---------	---	------------------

## COLLEGE HIGHLIGHTS - Cont.

- Was a team captain as a senior in 2013 and recorded a team-high 113 tackles (70 solo), six passes defended, two forced fumbles and a fumble recovery
- Following his senior campaign, was named an ECAC All-Star and earned first-team All-America honors from the Associated Press, *The Sports Network*, the Walter Camp Football Foundation, *College Sporting News* and *Phil Steele's College Football*. Also earned first-team All-Colonial Athletic Conference honors
- As a junior in 2012, started all 11 games and tallied a team-high 91 tackles (53 solo), a career-high three interceptions, seven passes defended and two forced fumbles
- Appeared in 11 games with eight starts as a sophomore in 2011, notching 47 tackles (33 solo), an interception, seven passes defended and a forced fumble
- Played in 11 games as a redshirt freshman in 2010 and finished with six tackles (two solo) and an interception, which he returned 22 yards for a touchdown

## INJURY HISTORY

- Was rendered inactive vs. Mia. (11/15/15) with a shoulder injury and was placed on Injured Reserve on 11/20/15

## TRANSACTIONS

- 2014 Signed by DET as a rookie free agent
- 11/1/14 Waived by DET
- 11/3/14 Claimed by BUF off waivers from DET
- 11/11/14 Waived by BUF
- 11/13/14 Signed by DET to the practice squad
- 12/10/14 Signed by PHI from the DET practice squad
- 11/20/15 Placed on Injured Reserve (shoulder) by PHI



## VITALS

**Height:** 6-4  
**Weight:** 300  
**Date Of Birth:** December 13, 1990  
**Hometown:** Yazoo City, MS  
**HS:** Yazoo City  
**College:** Mississippi State  
**NFL Experience:** 4th Year  
**Draft Pick:** D1-12 (12th overall) by Philadelphia

## FUMBLE RECOVERIES

## NFL LEADERS SINCE 2014

**Fletcher Cox, Phila** 5  
**J.J. Watt, Houston** 5  
**8 players tied with** 4

## 2015 NFL LEADERS FORCED FUMBLES

**Ezekiel Ansah, Det** 4  
**Cameron Wake, Mia** 4  
**Fletcher Cox, Phi** 3  
**15 others tied with** 3

## THREE-STEP DROP

**In any other sport, what position would you play and what team:** First baseman for the NY Yankees

**Three must-haves on a deserted island:** Fresh water, fishing pole, knife

**Best player ever lined up against:** Tyron Smith

**First jersey owned:** LaDanian Tomlinson, Chargers

**Favorite athlete growing up:** Jeremiah Trotter

**Nickname:** Bug Eye

**Favorite meal:** Mom's baked beans, mac and cheese, grilled chicken and pork chops

**"I think Fletch can play any position on the defensive line in any system in the National Football League ... I think anybody out there would take his size, height, and weight parameters for what he's doing."**  
 - Chip Kelly

An athletic and versatile defensive lineman, Fletcher Cox has established himself as one of the team's most productive defensive players after the Eagles traded up three spots in the 2012 draft to take him with the 12th selection overall. Cox was named to the Pro Football Writers of America all-rookie team in 2012 and earned second-team All-Pro honors from *The Associated Press* following the 2014 season.

## CAREER HIGHLIGHTS

- Named second-team All-Pro by *The Associated Press* in 2014 after finishing the season with a career-high 70 tackles (59 solo), four sacks, a forced fumble and three fumble recoveries
- Was named to PFWA's all-rookie team in 2012
- His 5.5 sacks in 2012 tied for team lead and also tied for fifth among all rookies and among all NFL defensive tackles
- His sack total in 2012 also tied for the third-most ever by an Eagles rookie and the second-most by a rookie DT (Corey Simon - 9.5 in 2000)

## BIRDSEED

- Claims the biggest influence on his life and career is his late older brother, Shaddrick, who passed away during the 2015 offseason. Said Cox, "He was my father figure. I always looked up to him, especially for decision making. He always taught me about doing the right things and being successful in life. I try to emulate him every day. He taught me my love for cars"
- Also credits his high school guidance counselor, Christie Cater, and his high school position coach, Kyle Wallace, for his success. "Coach Wallace picked me up every day for summer workouts. He pushed me to my limits."
- Grew up in a small town of Yazoo, MS, which has a population of less than 30,000 people. "It was a big adjustment for me," said Cox, whose graduating class was just 100 people. "When I first got here, I would walk around the city or anywhere and was just amazed at how fast things moved. I ended up loving it. I do like the quiet I get back home, but it's definitely a nice change of pace for me in Philly."

## 2015 HIGHLIGHTS

- Sacked and forced a fumble of Eli Manning vs. NYG (10/19)
- Earned first-career NFC Defensive player of the week honors vs. NO (10/11) as he became the first Eagle ever and first NFL player since 2007 to record three sacks, two forced fumbles and one fumble recovery in a game. The three sacks were a career high. His two forced fumbles resulted in 9 points



## COX'S CAREER STATISTICS

			TACKLES					PASS DEFENSE					FUMBLES			DEF SNAPS	
Year	Team	GP/GS	Total	Solo	Asst	TFL	Sacks	Int	Yards	Lg	TD	KD	FF	FR	Yards	Played	Pct
2012	Philadelphia	15/9	65	46	19	7.0	5.5	0	0	0	0	2	0	0	0	509	49%
2013	Philadelphia	16/16	66	44	22	1.0	3.0	0	0	0	0	3	0	1	3	882	73%
2014	Philadelphia	16/16	70	59	11	7.0	4.0	0	0	0	0	0	1	3	21	921	80%
2015	Philadelphia	11/11	51	33	18	10.5	5.5	0	0	0	0	0	3	2	0	661	81%
<b>Totals</b>		<b>58/52</b>	<b>252</b>	<b>182</b>	<b>70</b>	<b>25.5</b>	<b>18.0</b>	<b>0</b>	<b>0</b>	<b>0</b>	<b>0</b>	<b>5</b>	<b>4</b>	<b>6</b>	<b>24</b>	<b>---</b>	<b>---</b>

## PLAYOFFS

2013	Philadelphia	1/1	3	3	0	0.0	0.0	0	0	0	0	0	0	0	0	61	85%
<b>Totals</b>		<b>1/1</b>	<b>3</b>	<b>3</b>	<b>0</b>	<b>0.0</b>	<b>0.0</b>	<b>0</b>	<b>0</b>	<b>0</b>	<b>0</b>	<b>0</b>	<b>0</b>	<b>0</b>	<b>0</b>	<b>---</b>	<b>---</b>

## CAREER HIGHS

Tackles	13	12/7/14 vs. Sea
Sacks	3	10/11/15 vs. NO
Forced Fumbles	2	10/11/15 vs. NO

## TOUCHDOWNS

17-yard fumble return vs. Jax (9/7/14)



## 2015 GAME-BY-GAME STATISTICS

Date	Opp	W/L	GP/GS	S	A	TT	Sac	Hur	KD	FF	FR	Snap	Pct
Sep 14	at Atl	L	1/1	1	1	2	1.0	1	0	0	0	69	90%
Sep 20	Dal	L	1/1	3	2	5	0.0	2	0	0	1	68	80%
Sep 27	at NYJ	W	1/1	2	3	5	0.0	4	0	0	0	62	78%
Oct 4	at Was	L	1/1	4	3	7	0.0	1	0	0	0	73	87%
Oct 11	NO	W	1/1	3	0	3	3.0	0	0	2	1	46	67%
Oct 19	NYG	W	1/1	2	2	4	1.0	0	0	1	0	56	82%
Oct 25	at Car	L	1/1	3	1	4	0.0	1	0	0	0	52	85%
Nov 8	at Dal	W	1/1	3	2	5	0.0	3	0	0	0	65	83%
Nov 15	Mia	L	1/1	4	1	5	0.5	3	0	0	0	59	88%
Nov 22	TB	L	1/1	4	3	7	0.0	1	0	0	0	59	76%
Nov 26	at Det	L	1/1	4	0	4	0.0	1	0	0	0	52	72%
Dec 6	at NE												
Dec 13	Buf												
Dec 20	Ari												
Dec 26	Was												
Jan 3	at NYG												
<b>Totals</b>			<b>11/11</b>	<b>33</b>	<b>18</b>	<b>51</b>	<b>5.5</b>	<b>17</b>	<b>0</b>	<b>3</b>	<b>2</b>	<b>661</b>	<b>81%</b>

## 2015 HIGHLIGHTS (continued)

- Recovered a fumble of Tony Romo vs. Dal. (9/20) that was forced by Jordan Hicks
- Sacked QB Matt Ryan at Atl. (9/14)

## PERSONAL

- Single. Owns two pitbulls named Debow and Nina
- Played at Yazoo City HS (MS) and recorded 104 total tackles, including 10 sacks, as a senior. Also had one interception and a fumble recovery
- As a junior, notched 103 total tackles, including 11 sacks, and recorded two interceptions, one of which he returned for a touchdown
- Also played basketball and participated in track in the second leg of the 4x100 team
- Twitter handle: @fcoxx\_91
- Son of Melissa Cox, who works at a Nissan dealership. His older brother, Shaddrick, passed away during the 2015 offseason. Has two sisters, Fantasia and Nakeia
- Began playing football at Woolfolk Middle School as a defensive end and guard

## THE MECHANIC



One of Fletcher's passions off the field is fixing up old cars. In fact, he believes he'd most likely work as a mechanic if he wasn't playing football. "I didn't have a much a choice. It runs in the family," said Cox, who lists the 1969 Camaro X275 drag radial hot rod (pictured above) as his favorite car. "My mom works at Nissan and my brother taught me my love for cars. I love it, it's great."

## NFL PLAYER OF THE WEEK HONORS

NFC Defensive Player of the Week | 10/11/15 vs. New Orleans





## VITALS

**Height:** 6-3  
**Weight:** 279  
**Date Of Birth:** June 30, 1988  
**Hometown:** Neptune, NJ  
**HS:** Neptune  
**College:** Marshall  
**NFL Experience:** 4th Year  
**Draft Pick:** D2b-12 (59th overall) by Philadelphia

## CAREER TOTALS

**Games:** 47  
**Tackles:** 57  
**Sacks:** 16.5  
**Forced Fumbles:** 4  
**Fumble Recoveries:** 1

9+ SACKS AND  
4+ FF IN 2014

	Sacks	FF
Justin Houston, KC	22.0	4
J.J. Watt, HOU	20.5	4
Ryan Kerrigan, WAS	13.5	5
Paul Kruger, CLE	11.0	4
Robert Quinn, STL	10.5	5
Vinny Curry, PHI	9.0	4

THREE-STEP  
DROP

**If he could play another sport, what team/position:** PG, New York Knicks

**First jersey:** Allen Iverson, Philadelphia 76ers

**Favorite Halloween costume:** The Ultimate Warrior

**Person he'd like to have dinner with:** His mom

**Collects:** Jordans (over 600 pairs)

**First jobs:** Stocking milk in a grocery store at 16 and washing dishes at a nursing home at 17

**Three items needed on deserted island:** "A pot to cook in and the internet. That's all I need!"

**Favorite movie:** Friday

**Favorite TV show:** Martin

**Favorite quote:** "To be the man, you gotta beat the man!" - Ric Flair

**Favorite meal:** Crabs

**"Vinny Curry has a great pass-rush skill set. You see that every time he's in there. When we're out of our 3-4 mentality and in our third down, Vinny's always in the backfield. And he does that well."**

- Eagles Defensive Coordinator Bill Davis

A lifelong fan of the Philadelphia Eagles, Vinny Curry has emerged as a valuable pass-rushing threat in the Eagles defensive line rotation. In 2014, he provided quality production off the bench as he set career highs in sacks (nine) and forced fumbles (four). Selected in the second round in 2012, Curry was named the 2011 Conference USA Defensive Player of the Year as a senior after posting 11 sacks, seven forced fumbles and 22 tackles for a loss.

## BIRDSEED

- Wears No. 75 in remembrance of the 75 lives that were lost in the 1970 Marshall plane crash. "I want to show appreciation for what Marshall meant to me and the great tradition I was part of."
- Grieving the loss of a loved one is a distressing time for anyone and following up a tragic loss with an appearance in an emotionally-charged football game can be overwhelming. As challenging as it was, Vinny Curry did just that. On October 14, 2011, Curry attended his mother's funeral. On October 15, the very next day, he joined his Marshall teammates and defeated conference rival Rice at home, 24-20. Curry had arguably the greatest game of his career as he posted nine tackles, 3.5 sacks and a forced fumble. His performance earned him the FWAA/Bronko Nagurski National Defensive Player of the Week award

## 2015 HIGHLIGHTS

- Is ranked second on the team with 13 hurries
- Notched his second-career multi-sack game when he registered two takedowns of Lions QB Matthew Stafford at Det. (11/26)
- Recorded a half sack of Dolphins QB Ryan Tannehill vs. Mia. (11/15)
- Registered a sack and three pressures on Giants QB Eli Manning vs. NYG (10/19)

## 2014 HIGHLIGHTS

- Finished second on the team with a career-high nine sacks and tied for first with four FF
- Totaled his ninth sack in an 11-game span when he notched a strip-sack of Cowboys QB Tony Romo in the third quarter vs. Dal. (12/14)
- Registered his fourth sack in five games and his eighth in a 10-game span when he sacked Seahawks QB Russell Wilson for a 7-yard loss vs. Sea. (12/7)
- Sacked Romo for an 8-yard loss in the second quarter at Dal. (11/27)
- Tallied his second consecutive game with a sack-fumble when he forced Packers QB Aaron Rodgers to the ground for a 6-yard loss in the second quarter at GB (11/16). It was his sixth sack in seven games



## CURRY'S CAREER STATISTICS

Year	Team	GP/GS	TACKLES					PASS DEFENSE					FUMBLES			DEF SNAPS	
			Total	Solo	Asst	TFL	Sacks	Int	Yards	Lg	TD	KD	FF	FR	Yards	Played	Pct
2012	Philadelphia	6/0	9	7	2	1.0	0.0	0	0	0	0	0	0	0	0	88	8%
2013	Philadelphia	14/0	21	17	4	1.0	4.0	0	0	0	0	5	0	0	0	317	26%
2014	Philadelphia	16/0	16	12	4	2.0	9.0	0	0	0	0	0	4	1	0	371	32%
2015	Philadelphia	11/0	11	6	5	4.5	3.5	0	0	0	0	0	0	0	0	247	30%
<b>Totals</b>		<b>47/0</b>	<b>57</b>	<b>42</b>	<b>15</b>	<b>8.5</b>	<b>16.5</b>	<b>0</b>	<b>0</b>	<b>0</b>	<b>0</b>	<b>5</b>	<b>4</b>	<b>1</b>	<b>0</b>	<b>---</b>	<b>---</b>
PLAYOFFS																	
2013	Philadelphia	1/0	3	1	2	0.0	0.0	0	0	0	0	0	0	0	0	14	19%
<b>Totals</b>		<b>1/0</b>	<b>3</b>	<b>1</b>	<b>2</b>	<b>0.0</b>	<b>0.0</b>	<b>0</b>	<b>0</b>	<b>0</b>	<b>0</b>	<b>0</b>	<b>0</b>	<b>0</b>	<b>0</b>	<b>---</b>	<b>---</b>

## 2014 HIGHLIGHTS - Cont.

- Recorded a strip-sack of Panthers QB Cam Newton vs. Car. (11/10), setting a career high with five sacks on the season. Also recovered a fumble midway through the third quarter which set up a LeSean McCoy 1-yard TD run
- Notched his first-career multi-sack game and his fourth sack in three contests when he brought down Giants QB Eli Manning twice vs. NYG (10/12)
- Registered the first sack-fumble of his career when he chased down Rams QB Austin Davis and stripped the ball loose in the second quarter vs. StL (10/5)
- Sacked 49ers QB Colin Kaepernick for a 4-yard loss in the first quarter at SF (9/28)

## PERSONAL

- Grew up as a huge fan of the Eagles. "It all started with Ricky Watters. I originally wanted to play running back and he was my favorite player. After that, I just loved rooting for them, I have pictures and jerseys all over my house. It was such a special moment for me to get drafted by the team I've rooted for all my life."
- A standout performer at Neptune (NJ) High School who garnered first-team All-State, All-Shore, All-County and All-Conference honors. Was named team MVP and team captain at Neptune
- In 2013, he and three of his teammates conducted a sports equipment drive to benefit the Neptune Township Recreation sports leagues

## CAREER HIGHS

Tackles	5	(11/26/12 vs. Car.)
Sacks	2.0	(2x - 11/26/15 at Det.)

## 2015 GAME-BY-GAME STATISTICS

Date	Opp	W/L	GP/GS	S	A	TT	Sac	Hur	KD	FF	FR	Snap	Pct
Sep 14	at Atl	L	1/0	0	2	2	0.0	0	0	0	0	21	27%
Sep 20	Dal	L	1/0	1	0	1	0.0	1	0	0	0	32	38%
Sep 27	at NYJ	W	1/0	1	0	1	0.0	2	0	0	0	29	37%
Oct 4	at Was	L	1/0	0	2	2	0.0	2	0	0	0	35	42%
Oct 11	NO	W	1/0	0	1	1	0.0	0	0	0	0	22	32%
Oct 19	NYG	W	1/0	1	0	1	1.0	3	0	0	0	19	28%
Oct 25	at Car	L	1/0	0	0	0	0.0	3	0	0	0	9	15%
Nov 8	at Dal	W	1/0	0	0	0	0.0	0	0	0	0	31	40%
Nov 15	Mia	L	1/0	1	0	1	0.5	2	0	0	0	19	28%
Nov 22	TB	L	1/0	0	0	0	0.0	0	0	0	0	15	19%
Nov 26	at Det	L	1/0	2	0	2	2.0	0	0	0	0	15	21%
Dec 6	at NE												
Dec 13	Buf												
Dec 20	Ari												
Dec 26	Was												
Jan 3	at NYG												
<b>Totals</b>			<b>11/0</b>	<b>6</b>	<b>5</b>	<b>11</b>	<b>3.5</b>	<b>13</b>	<b>0</b>	<b>0</b>	<b>0</b>	<b>247</b>	<b>30%</b>

## RIGHT PLACE, RIGHT TIME

Curry grew up as a die-hard Eagles fan and just so happened to be drafted the day before one of his favorite players, Brian Dawkins, retired as an Eagle. "I know most people say that the draft is the best day of their life, but growing up an Eagles fan and being blessed with the opportunity to see Dawkins retire and give a speech here, this has to be the best day of my life."



## STYLIN' AND PROFILIN'

When Curry isn't on the field chasing the quarterback or stuffing the run, he can be found watching his favorite pastime - professional wrestling. In fact, two items on his bucket list include becoming a WWE wrestler and competing at WrestleMania. In college, Curry even dressed up as his favorite all-time wrestler, Ric Flair, during a press conference.



**Height:** 6-0**Weight:** 250**Date Of Birth:** July 21, 1980**Hometown:** Garden Grove, CA**HS:** Pacifica (Garden Grove, CA)**College:** UTEP**NFL Experience:** 13th Year**Acquired:** FA 2006**Draft Pick:** Undrafted**VITALS****EAGLES  
CAREER SERVICE****CONSECUTIVE GAMES PLAYED**

1. Harold Carmichael, 1972-83	162
2. Randy Logan, 1973-83	159
3. Bobby Walston, 1951-1962	148
4. Jon Runyan, 2000-08	144
5. Ken Clarke, 1977-87	139
6. Herman Edwards, 1977-85	135
7. Jon Dorenbos, 2006-14	134

**THREE-STEP  
DROP****Talent He Would Like to Have:** Rock star**Would Like to Have Dinner With:** America's Guest, Ray Pennacchia**Bucket List:** Cruise the Caribbean in his own 300' yacht**Prized Possession:** A Ziploc bag full of Jason Kelce's beard hair**Guilty pleasure:** Chick flicks**Meal:** Cheese lasagna**Book:** *Leaders Eat Last* by Simon Sinek**Something People Don't Know About You:** Seeks physical, spiritual and emotional counseling from Joe Helder**Favorite TV Show:** *The Good Wife***Favorite App:** ForeFlight**Favorite Philly Restaurant:** El Vez**Pro Bowls: 2010, 2015**

After battling a tremendous amount of adversity early in life, Jon Dorenbos (pronounced DORN-boss) has carved out a successful career as a two-time Pro Bowl longsnapper. Originally signed by Buffalo as a rookie free agent in 2003, Dorenbos snapped for the Bills and the Titans before signing with Philadelphia in the latter half of the 2006 season. Since then, he has played in every game for the Eagles and was re-signed by the team to a four-year contract in 2013. He also earned Pro Bowl honors following the 2014 season. Dorenbos, who endured the murder of his mother by his father at a young age, took up magic to help ease his mind throughout the tough times. In the offseason, regularly performs as a motivational speaker and comedy magician.

**CAREER HIGHLIGHTS**


- Despite never running a 40-yard dash and never being recruited to play college football, has carved out a 12-year NFL career, while earning Pro Bowl selections following the 2009 and 2014 seasons. "On an individual level, it was the coolest thing that ever happened to me," said Dorenbos. "To get that level of respect [from the coaches who voted] is really what it's all about."

**2014 HIGHLIGHTS**

- Earned his second-career Pro Bowl selection after snapping for rookie K Cody Parkey, who set an NFL rookie record with 150 points scored. Parkey's 150 points were also an Eagles' franchise record

**BIRDSEED**

- During the 2014 offseason, became a licensed pilot with the simple reasoning of "wanting to be able to fly myself to my shows around the country." He pilots various Cirrus aircrafts
- Served as an executive producer for a 2014 documentary titled *Different Town* alongside one his best friends, Steve Carlson. The musical journey follows the making of an album that spans nine countries. Along the way, Carlson met his eventual wife. The documentary won several awards at film festivals
- Spent the 2015 offseason in Budapest, mastering his thumb and index finger coordination, hoping to eliminate all wasted motion in his attempt to apply 17 keys to a US standard-issue keychain in less than nine seconds
- Took up agriculture in 2015, turning the guest room of his South Philly condo into a compost heap







## DORENBOS' CAREER SERVICE

Regular Season				Playoffs			
Year	Team	GP/GS	STT	Year	Team	GP/GS	STT
2003	Buffalo	16/0	0	2006	Philadelphia	2/0	0
2004	Buffalo	13/0	0	2008	Philadelphia	3/0	0
2005	Tennessee	9/0	0	2009	Philadelphia	1/0	0
2006	Tennessee	1/0	0	2010	Philadelphia	1/0	1
	Philadelphia	5/0	2	2013	Philadelphia	1/0	1
2007	Philadelphia	16/0	6	<b>Totals</b>		<b>8/0</b>	<b>2</b>
2008	Philadelphia	16/0	5	<b>First NFL game:</b> 9/7/03 vs. NE			
2009	Philadelphia	16/0	4				
2010	Philadelphia	16/0	4				
2011	Philadelphia	16/0	4				
2012	Philadelphia	16/0	4				
2013	Philadelphia	16/0	2				
2014	Philadelphia	16/0	2				
2015	Philadelphia	11/0	5				
<b>Totals</b>		<b>183/0</b>	<b>38</b>				

## PERSONAL

- In addition to his careers as an NFL longsnapper and magician, he recently became a calf model - contracts still pending
- His love for magic was born while he spent 1992 in foster care after personal tragedy struck his family. He met an older teenager who could do tricks and he fell in love with magic. "It was a time for me to be by myself, a way for me to pass time. I was at peace and I enjoyed it. I loved the coordination, and being obsessed with the fundamentals of what I was doing."
- Hit up his website **JonDorenbos.com** for bookings
- Has performed magic in front of many famous musicians and athletes including Magic Johnson, Joe Montana, Dan Marino, Jim Kelly, Garth Brooks, Lindsay Lohan, Rascal Flatts and Dierks Bentley. Dorenbos collects their autographs on playing cards which he hangs up in the game room of his California home. "Having the opportunity to meet the people I've met through something I love doing, it's just an indescribable feeling."
- In 2008, captured a Mid-Atlantic Emmy Award for hosting *Inside the Eagles*, which aired on CSN Philadelphia via the Eagles Television Network
- Starred at Pacifica (CA) HS where he also played basketball and baseball. Earned all-league honors in both football and baseball. "Playing baseball and football in high school was literally the time of my life. I've never had more fun."
- Named the team's Ed Block Courage Award recipient in 2008. The award honors those NFL players who exemplify commitment to the principles of sportsmanship and courage and is given by a vote of the team for effort as well as individual performance
- Is proud to work with several charities including Garth Brooks' "Teammates for Kids" and Brian Moorman's "Punt Foundation," which strive to help children with terminal illnesses
- In the offseason, performs as a corporate motivational speaker and performer for companies such as Jackson Financial, ING Financial, Pioneer and the National FFA Organization



## WING BOWL MAGIC



From 2013-15, Dorenbos served as "Commissioner" of one of Philadelphia's most popular events, Wing Bowl, which airs on the Eagles flagship radio station - 94WIP. In 2014, his teammate Jason Kelce was a contestant in the annual event that sells out the Wells Fargo Center.

- Is good friends with members of the comedy group "Broken Lizard" who wrote and produced the movie *Super Troopers*. Also had a guest appearance in their 2006 movie *Beerfest*
- Went to the Country Music Awards as a guest of the band Rascal Flatts in 2006
- Taught himself how to play the guitar. "While I was in Tennessee, I took lessons every Tuesday, but that didn't last long. I like to teach myself everything. I would give anything in the world to be a rock star. Even to be up on stage for one song, that would be the ultimate feeling for me."
- A big baseball fan growing up, idolized Ken Griffey, Jr. and Jay Buhner while rooting for the Seattle Mariners
- Was friends with a guy in high school who played third base for the Little League World Champions from Long Beach, CA
- Earned his degree from UTEP in business, with an emphasis in economics, finance and marketing
- **Favorite athletes:** Synchronized swimmers
- Resides in Huntington Beach, CA, during the offseason
- Has a sister, Kristina, who works in the neurological department at Creighton University in Omaha, NE, and a brother, Randy
- Would like to trade places with: Eagles assistant strength and conditioning coach Keith "Fifty Shades Of" Gray
- Was a Dean's list and honor roll student in high school
- Full name: Jonathan Paul Dorenbos
- Twitter handle: **@JonDorenbos**

## 2013 HIGHLIGHTS

- Named the special teams captain of USA Football's 2013 All-Fundamental team, which honors 26 NFL players who exhibit exemplary football techniques for youth players to emulate

## 2011 HIGHLIGHTS

- Ranked third on the team with 123 special teams production points

## 2009 HIGHLIGHTS

- Played in all 16 games and earned his first Pro Bowl selection

## 2008 HIGHLIGHTS

- Played in all 16 games as the team's long snapper for the second straight season

## 2007 HIGHLIGHTS

- Played in all 16 games for the first time since 2003 and signed a five-year contract extension on 12/29





## VITALS

**Height:** 6-5  
**Weight:** 250  
**Date Of Birth:** November 10, 1990  
**Hometown:** Danville, CA  
**HS:** Monte Vista (Danville, CA)  
**College:** Stanford  
**NFL Experience:** 3rd Year  
**Draft Pick:** D2-13 (35th overall) by Philadelphia

## EAGLES SINGLE-GAME RECORDS

### RECEPTIONS

1. Zach Ertz (at Was. 12/20/14) 15
- 2t. Brian Westbrook (vs. Dal. 11/4/07) 14
- Don Looney (at Was. 12/1/40) 14
4. Jeremy Maclin (at Atl. 9/18/11) 13

### FIRST DOWNS BY TE

1. Zach Ertz (at Was. 12/20/14) 9
2. L.J. Smith (vs. SF 9/18/05) 7

## NFL TE SINGLE-GAME REC. SINCE 1960

1. Jason Witten, DAL (vs. NYG 10/28/12) 18
- 2t. Zach Ertz, PHI (at Was. 12/20/14) 15
- Kellen Winslow, SD (at GB 10/7/84) 15
- Jason Witten, DAL (at Det. 12/9/07) 15

## THREE-STEP DROP

**Website:** [www.ZachErtz86.com](http://www.ZachErtz86.com)

**What he'd be doing if not playing football:** Playing basketball

**Talent he'd like to have:** The ability to read minds

**Person he'd trade places with for a day:** Kobe Bryant

**Actor that would play him in a movie:** Channing Tatum

**Bucket list:** Skydiving

**Favorite personal moment in sports:** Winning the NFC East in 2013

**Favorite musician:** Jason Aldean

**Favorite book:** *Lone Survivor*

**Favorite meal:** Tacos

**Favorite TV shows:** *Game of Thrones* and *Homeland*

**"He was big and had a lot of athleticism. He thought he was a basketball player. After the first month, I told him, 'You have what the NFL is looking for. If you put in the time and effort you can play at the pro level.'"**

**- Four-time Pro Bowl TE Brent Jones**

An athletic and intelligent target at the tight end position, Zach Ertz has developed into a reliable pass-catching option in the Eagles offense after becoming the highest TE drafted by the team (35th overall in 2013) since Keith Jackson was selected in 1988. A former basketball player in high school, Ertz made the transformation to All-American tight end at Stanford, where his 898 receiving yards in 2012 led all Cardinal pass catchers and all FBS tight ends, while his 69 receptions tied for the FBS lead at that position.

## BIRDSEED

- After settling down in Philly, one of the first things Ertz wanted to do was help make a lasting impact in the community. Soon after, he was matched up with a family of eight through a local adopt-a-family program. During the holiday season, Ertz did all their Christmas shopping and even hosted the family at the NovaCare Complex where he handed out presents and gave a tour of the Eagles locker room



- At 35th overall (second round), became the highest drafted tight end by the Eagles since Keith Jackson was selected in the first round (13th overall) in 1988
- His father, Douglas, played football at Lehigh University from 1981-84 and his uncle, David, played baseball at the University of Vermont from 1970-72

## 2015 HIGHLIGHTS

- Hauled in a season-high seven receptions for a season-high 68 yards vs. Mia. (11/15)
- Notched five catches for a 63 yards at Car. (10/25)
- Recorded five receptions for 60 yards in a win vs. NO (10/11)
- Despite missing all four preseason contests with a core injury, returned to the lineup in the regular-season opener at Atl. (9/14) and hauled in three receptions for 46 yards (15.3 avg.)

## INJURY REPORT

- Sustained a concussion in the 2nd quarter vs. TB (11/22) forcing him to miss the remainder of the contest and the first game of his career the following week at Det. (11/6)



## ERTZ'S CAREER STATISTICS

Year	Team	GP/GS	RECEIVING					OFF SNAPS	
			No	Yds	Avg	Lg	TD	No	Pct
2013	Philadelphia	16/3	36	469	13.0	38	4	450	41%
2014	Philadelphia	16/5	58	702	12.1	35t	3	587	50%
2015	Philadelphia	10/5	38	394	10.4	27	0	515	64%
<b>Totals</b>		<b>42/13</b>	<b>132</b>	<b>1565</b>	<b>11.9</b>	<b>38</b>	<b>7</b>	---	---

## PLAYOFFS

2013	Philadelphia	1/0	3	22	7.3	15	1	23	40%
<b>Totals</b>		<b>1/0</b>	<b>3</b>	<b>22</b>	<b>7.3</b>	<b>15</b>	<b>1</b>	---	---

## ADDITIONAL STATS

**Forced Fumbles:** (1) - 2015 vs. TB (11/22)

## CAREER HIGHS

<b>Receptions</b>	15	(12/20/14 at Was.)
<b>Yards</b>	115	(12/20/14 at Was.)
<b>Long</b>	38	(9/29/13 at Den.)
<b>TDs</b>	2	(12/1/13 vs. Ari.)

## 2014 HIGHLIGHTS

- Set a single-game franchise record with 15 receptions, while also posting his first-career 100-yard game (115) at Was. (12/20). The previous record of 14 catches was held by Brian Westbrook (2007) and Don Looney (1940). His 15 receptions also tied for the second-highest total by an NFL TE since 1960, trailing only Jason Witten's 18 receptions on 10/28/12
- Hauled in a season-long TD catch of 35 yards from QB Mark Sanchez in the third quarter vs. Sea. (12/7)
- Recorded his second touchdown of the season when he hauled in a 15-yard grab from QB Nick Foles in the first quarter vs. NYG (10/12)
- After posting a career best in receiving yards the week prior, Ertz returned to the field and topped that output by totaling a new career high with 86 receiving yards in a win at Ind. (9/15) on *Monday Night Football*. Three of his four receptions in the contest went for 20-plus yards
- Recorded a then-career-high 77 yards receiving on three receptions in a season-opening victory vs. Jax. (9/7). Also reeled in a then-career-long 25-yard TD, marking his fifth score in a seven-game span including playoffs

## PERSONAL

- Son of Lisa and Douglas Ertz and is the oldest of four children. Lisa is an office manager and legal assistant, and Doug is a software salesman
- Has a Bernese Mountain dog named Apollo
- Graduated from Monte Vista High School in Danville, CA, where he was a first-team all-state selection as a senior after catching 56 passes for 756 yards and 14 touchdowns
- Garnered All-Northern California first-team honors from *Nor-CalPreps.com*, first-team All-Metro honors from the *San Francisco Chronicle*, All-East Bay honors from the *Contra Costa Times* and was a first-team All-East Bay Athletic League choice as a senior
- Named the 2008 *Cal-Hi Sports* North Coast Section Scholar Athlete of the Year
- Also lettered in basketball at Monte Vista

## 2015 GAME-BY-GAME STATISTICS

Date	Opp	W/L	GP/GS	RECEIVING					SNAPS	
				No	Yds	Avg	Lg	TD	No	Pct
Sep 14	at Atl	L	1/0	3	46	15.3	21	0	52	70%
Sep 20	Dal	L	1/0	3	17	5.7	9	0	40	65%
Sep 27	at NYJ	W	1/0	2	30	15.0	21	0	38	52%
Oct 4	at Was	L	1/1	2	11	5.5	7	0	38	68%
Oct 11	NO	W	1/0	5	60	12.0	21	0	56	67%
Oct 19	NYG	W	1/1	4	43	10.8	17	0	67	86%
Oct 25	at Car	L	1/1	5	63	12.6	24	0	75	90%
Nov 8	at Dal	W	1/1	5	44	8.8	27	0	59	81%
Nov 15	Mia	L	1/0	7	68	9.7	27	0	76	79%
Nov 22	TB	L	1/1	2	12	6.0	7	0	14	20%
Nov 26	at Det	L	0/0	INACTIVE (CONCUSSION)						
Dec 6	at NE									
Dec 13	Buf									
Dec 20	Ari									
Dec 26	Was									
Jan 3	at NYG									
<b>Totals</b>			<b>10/5</b>	<b>38</b>	<b>394</b>	<b>10.4</b>	<b>27</b>	<b>0</b>	<b>515</b>	<b>64%</b>

- Earned his degree in management science and engineering

## 2013 HIGHLIGHTS

- Hauled in a 3-yard TD pass from Foles to put the team up 24-23 in the fourth quarter vs. NO (1/4) in a NFC WC playoff game
- Tallied six catches for 57 yards, including an acrobatic one-handed grab for a touchdown on a 3-yard pass from Foles at Min. (12/15)
- Led the team with 68 receiving yards while scoring two touchdowns on passes from Foles vs. Ari. (12/1). His performance marked the first multi-TD game by an Eagles TE in the regular season since Chad Lewis in 2001 and the first by an Eagles rookie TE since Keith Jackson in 1988
- Hauled in his first-career touchdown catch on a 15-yard throw from Foles at Oak. (11/3) and caught five passes for 42 yards

## LEARNING FROM THE BEST



During high school, Ertz was tutored by four-time Pro Bowl tight end Brent Jones. Jones helped coach the team and paid special attention to Ertz. "He was big and had a lot of athleticism," Jones said. "He thought he was a basketball player. After the first month, I told him, 'You have what the NFL is looking for. If you put in the time and effort you can play at the pro level.'" Jones saw Stanford as the best fit for his pupil and contacted then-Cardinal head coach Jim Harbaugh. Although Ertz suffered a broken wrist early in his junior season, Stanford arrived with a scholarship offer, which Ertz accepted.

## VITALS

**Height:** 6-6  
**Weight:** 308  
**Date Of Birth:** April 4, 1986  
**Hometown:** Tyrone, GA  
**HS:** Sandy Creek (Tyrone, GA)  
**College:** Georgia Tech  
**NFL Experience:** 6th Year  
**Acquired:** FA (Hou) 2014  
**Draft Pick:** D6-09 (181st overall) by Miami

## COLLEGE ACCOLADES

**2008** First-team All-ACC  
*Sports Journal* second-team All-ACC  
*Sports Illustrated* HM All-American  
 2x ACC O-Lineman of the Week  
**2007** First-team All-ACC  
**2006** Honorable mention All-ACC  
**2005** FWAA first-team Freshman AA  
*The Sporting News* first-team Freshman All-ACC

## THREE-STEP DROP

**Hobbies:** Family time

**If he could play another sport what team/position:** Pitcher, Atlanta Braves

**Actor that would play him in a movie:** Vince Vaughn

**Dinner guests:** Jesus and Reggie White

**If he could be a superhero, he would be:** Wolverine

**Favorite teams growing up:** Georgia Tech football, Atlanta Braves

**Favorite meal:** Steak and potatoes/all food

**Favorite movies:** *The Godfather*, *Heavy Weights*

**Favorite TV show:** *The Walking Dead*

**Favorite musicians:** 311, Cake, Five Iron Frenzy, Muse

**“He’s a very trustworthy guy. He sticks on blocks, and I think that’s one of the things he does well. If he gets his hands on you, typically it’s hard for the defender to come off. He’s got some experience, so it’s not surprising to us that he would go in there and do a good job.”**

**—Eagles Offensive Coordinator Pat Shurmur**

Originally a sixth-round draft pick of the Miami Dolphins in 2009, Andrew Gardner signed with the Eagles as a free agent during the 2014 offseason and emerged as a starter in 2015 before being placed on IR with a foot injury following Week 3. Gardner previously held stints with the Dolphins (2009-10), Baltimore Ravens (2010), Minnesota Vikings (2010) Cincinnati Bengals (2010-11) and Houston Texans (2011-13) during his career. The Tyrone, GA native was a four-year starter at Georgia Tech where he was a two-time, first-team All-ACC selection as a junior and senior.

## 2014 HIGHLIGHTS

- Appeared in all 16 games for the Eagles, drawing starts in eight contests (six at right guard and two at right tackle)
- Started his first NFL game at Ind. (9/15), opening at right tackle in place of G/T Allen Barbre
- Played the majority of the game at right tackle in a win vs. Jax. (9/7) after Barbre left the game with an ankle injury

## IN THE TRENCHES

- **How he decided to play offensive line:** “I broke my wrist in middle school tryouts and couldn’t catch anything so they moved me to the line.”
- **Funniest moment in a pile-up:** “One of my college teammates puked on someone in a scrum.”
- **Position other than o-line that he’d like to play:** “Defensive end.”

## GARDNER’S CAREER SERVICE

Regular Season			Playoffs		
Year	Team	GP/GS	Year	Team	GP/GS
2009	Miami	1/0	2011	Houston	0/0
2011	Houston	1/0	2012	Houston	0/0
2012	Houston	3/0	<b>Totals</b>		<b>0/0</b>
2013	Houston	3/0	<b>Starts by position:</b> 2014: 6 at RG,		
2014	Philadelphia	16/8	2 at RT; 2015: 3 at RG		
2015	Philadelphia	3/3			
<b>Totals</b>		<b>27/11</b>	<b>First NFL game:</b> 12/29/09 at Buf.		
			<b>First NFL start:</b> 9/15/14 at Ind.		



Height: 6-0

Weight: 244

Date Of Birth: June 4, 1989

Hometown: Cleveland, OH

HS: Benedictine (Cleveland, OH)

College: West Virginia

NFL Experience: 4th Year

Acquired: Waivers (TB) 2013

Draft Pick: D5-12 (140th overall) by

Tampa Bay

## VITALS

WEST VIRGINIA  
DEFENSIVE LEADERS  
2011 TOTAL TACKLES

1. Najee Goode	87
2. Darwin Cook	85
3. Eain Smith	76

WEST VIRGINIA  
SINGLE-SEASON  
RANKINGS

## TACKLES FOR A LOSS

1. Johnny Dingle, 2007	19
2. Kyle Kayden, 2001	18
3. Will Clarke, 2013	17
4t. Najee Goode, 2011	15
Three others with	15

THREE-STEP  
DROP

Best player he has faced: Patriots QB Tom Brady

Pregame ritual: "I call my mom to say a prayer before every game."

If he could be any superhero, he would be: Professor X

If he could play another sport what team/position: Striker, Man. U

Job if not in the NFL: Designing and working on cars

Bucket list: H.A.L.O. jump -- a 30,000 ft. skydive with a small landing target

Three items needed on deserted island: iPod, fishing pole, a pot

Favorite teams/athlete growing up: Philadelphia Eagles/His father, John Goode

Favorite athlete to watch right now: Usain Bolt

Favorite Philly restaurant: Distrito



**"He's a real smart football player... Got a very good understanding of both linebacker positions inside, played really, really well for us on special teams...He's got kind of an extra gear that I think some of our backers don't have, explosive, can really run..."**

- Eagles Head Coach Chip Kelly

Originally a fifth-round selection of the Tampa Bay Buccaneers in 2012, Najee Goode (pronounced NAH-jee) was re-signed by the Eagles following Week 2 of the 2015 season after spending two seasons with the team from 2013-14. Goode missed the 2014 season after he suffered a torn pectoral muscle in Week 1. After being claimed off waivers by the Eagles prior to the start of the 2013 regular season, Goode provided quality depth at both the inside linebacker position and on special teams. While starring collegiately at West Virginia, Goode tied a school record by playing in 52 career games and garnered first-team All-Big East honors after leading the team with 87 tackles, 15 tackles for loss and five sacks as a senior.

## 2015 HIGHLIGHTS

- Tied for the team lead with two special teams tackles vs. NO (10/11)

## BIRDSEED

- Goode's football career was almost over before it even began after he broke his femur as a freshman in high school. "I remember it to this day," said Goode. "It was on a screen play. The doctors told me I would never be able to play football again because the injury was right on my growth plate." After surgery and many months of rehab, Goode overcame the odds and returned to the field for the end of his sophomore season. "That year sitting out was very tough for me. I'm just so happy everything worked out."
- Runs a free football camp at home in Cleveland called the Goode 2 Great Football Skills Camp. He is also involved with The Cleveland Muny Football League, a development organization that focuses on teaching the game of football through teamwork, sportsmanship and fundamentals. Goode helps the league by providing youth football equipment, coaching kids at camps and teaching youth coaches the game

## PERSONAL

- Attended Benedictine High School in Cleveland where he was a dual-threat quarterback in addition to playing linebacker
- Was named MVP of the Cuyahoga County East-West High School All-Star Charity game
- Also lettered in track and field, where he won the Division II state title in the discus with a school-record toss of 172'01"
- Son of Fatimah and John Goode





## GOODE'S CAREER STATISTICS

Year	Team	GP/GS	TACKLES					PASS DEFENSE					FUMBLES			DEF SNAPS		ST
			Total	Solo	Asst	TFL	Sacks	Int	Yards	Lg	TD	KD	FF	FR	Yards	Played	Pct	T
2012	Tampa Bay	3/0	0	0	0	0.0	0.0	0	0	--	0	0	0	0	0	3	0.3%	0
2013	Philadelphia	14/1	18	11	7	0.0	1.0	0	0	--	0	2	0	1	2	190	16%	8
2014	Philadelphia	1/0	0	0	0	0.0	0.0	0	0	--	0	0	0	0	0	0	0%	0
2015	Philadelphia	9/0	5	5	0	0.0	0.0	0	0	--	0	1	0	0	0	27	3%	6
<b>Totals</b>		<b>27/1</b>	<b>23</b>	<b>16</b>	<b>7</b>	<b>0.0</b>	<b>1.0</b>	<b>0</b>	<b>0</b>	<b>--</b>	<b>0</b>	<b>3</b>	<b>0</b>	<b>1</b>	<b>2</b>	<b>---</b>	<b>---</b>	<b>14</b>

## PLAYOFFS

2013	Philadelphia	1/0	0	0	0	0.0	0.0	0	0	0	0	0	0	0	0	0	0%	0
<b>Totals</b>		<b>1/0</b>	<b>0</b>	<b>0</b>	<b>0</b>	<b>0.0</b>	<b>0.0</b>	<b>0</b>	<b>0</b>	<b>0</b>	<b>0</b>	<b>0</b>	<b>0</b>	<b>0</b>	<b>0</b>	<b>0</b>	<b>0%</b>	<b>0</b>

## CAREER HIGHS

<b>Tackles</b>	6	(11/17/13 vs. Was.)
<b>Sacks</b>	1.0	(11/17/13 vs. Was.)

## TOUCHDOWNS (1)

<b>Touchdown</b>	<b>Date</b>	<b>Opp</b>
2-Yard Fumble Return	10/27/13	vs. N.Y. Giants (LS Zak DeOssie)

## 2015 GAME-BY-GAME STATISTICS

Date	Opp	W/L	GP/GS	S	A	TT	Sac	Hur	Int	Yds	Lg	KD	FF	FR	Snaps	Pct
SIGNED TO THE EAGLES 53-MAN ROSTER (9/22)																
Sep 27	at NYJ	W	1/0	1	0	1	0.0	0	0	0	0	0	0	0	4	5%
Oct 4	at Was	L	1/0	0	0	0	0.0	0	0	0	0	0	0	0	0	0%
Oct 11	NO	W	1/0	3	0	3	0.0	0	0	0	0	0	0	0	14	20%
Oct 19	NYG	W	1/0	1	0	1	0.0	0	0	0	0	1	0	0	8	12%
Oct 25	at Car	L	1/0	0	0	0	0.0	0	0	0	0	0	0	0	1	2%
Nov 8	at Dal	W	1/0	0	0	0	0.0	0	0	0	0	0	0	0	0	0%
Nov 15	Mia	L	1/0	0	0	0	0.0	0	0	0	0	0	0	0	0	0%
Nov 22	TB	L	1/0	0	0	0	0.0	0	0	0	0	0	0	0	0	0%
Nov 26	at Det	L	1/0	0	0	0	0.0	0	0	0	0	0	0	0	0	0%
Dec 6	at NE															
Dec 13	Buf															
Dec 20	Ari															
Dec 26	Was															
Jan 3	at NYG															
<b>Totals</b>			<b>9/0</b>	<b>5</b>	<b>0</b>	<b>5</b>	<b>0.0</b>	<b>0</b>	<b>0</b>	<b>0</b>	<b>0</b>	<b>1</b>	<b>0</b>	<b>0</b>	<b>27</b>	<b>3%</b>

## PERSONAL - Cont.

- Has three dogs: Zeus, Aires and Titan
- Has a degree in industrial engineering
- Goode on twitter: @GigaWattGoode

## 2013 HIGHLIGHTS

- Recorded his first-career sack, taking down Redskins QB Robert Griffin III in his first-career start vs. Was. (11/17). Also notched six tackles and two passes defended in the contest
- Entered the game in the first quarter at GB (11/10) in place of an injured Mychal Kendricks and recorded five tackles
- Recovered a mishandled long snap at the Giants 2-yard line and ran it in for his first-career touchdown vs. NYG (10/27)

## COLLEGE HIGHLIGHTS

- Appeared in a school-record 52 games (25 starts) for the Mountaineers and finished his career with 157 tackles, 22.5 tackles for loss, eight sacks, two interceptions, two forced fumbles and two fumble recoveries. Served as team captain as a junior and a senior

## IT'S ALL GOODE

Najee and his father, John Goode, are the first father-son duo to take snaps for the Eagles. John played in 14 games for the Eagles in 1985. Said Najee: "When I signed with the Eagles my father told me that the fans are extremely passionate about their sports. He said I should enjoy the moment and just make plays ... I was 4 years old and I knew the Eagles chant - E-A-G-L-E-S, EAGLES! I used to hear my dad do it all the time."



Height: 6-2

Weight: 265

Date Of Birth: April 3, 1988

Hometown: Detroit, MI

HS: Crocket Vocational Technical (Detroit, MI)

College: Michigan

NFL Experience: 6th Year

Draft Pick: D1-10 (13th overall)

by Philadelphia

## VITALS

MICHIGAN  
CAREER RANKINGS

## SACKS (SINCE 1980)

- |                             |      |
|-----------------------------|------|
| 1. Mark Messner (1985-88)   | 36.0 |
| 2. Brandon Graham (2006-09) | 29.5 |
| 3. James Hall (1996-99)     | 25.0 |

## TACKLES FOR LOSS

- |                             |      |
|-----------------------------|------|
| 1. Mark Messner (1985-88)   | 70.0 |
| 2. Brandon Graham (2006-09) | 56.0 |
| 3. LaMarr Woodley (2003-06) | 52.5 |

## FORCED FUMBLES

- |                              |    |
|------------------------------|----|
| 1. LaMarr Woodley (2003-06)  | 10 |
| 2t. Brandon Graham (2006-09) | 7  |
| Jake Ryan (2011-14)          | 7  |

HONORS AND  
AWARDS

## COLLEGIATE

- |                         |      |
|-------------------------|------|
| AP 2nd-team All-America | 2009 |
| 1st-team All-Big Ten    | 2009 |
| Bo Schembechler MVP     | 2009 |
| 2nd-team All-Big Ten    | 2008 |
| Bo Schembechler MVP     | 2008 |

THREE-STEP  
DROP

If he could play another sport what team/position: Pitcher for the Detroit Tigers

Bucket list: Drive a NASCAR car post-playing career

First jersey: Dave Bing, Detroit Pistons

First job: Working the grill at McDonalds

Favorite Halloween costume: Batman, when he was 10

Favorite book: *New Money: Staying Rich* by Phillip BuchanonFavorite movie: *Equalizer*

Favorite quote: "Those who stay, will be champions." - Bo Schembechler



**"When you are talking about going forward, Brandon has a lot of power... When he goes to his bull rush, people move backwards, no matter how big they are."**

- Eagles Defensive Coordinator Bill Davis

Originally a first-round draft choice of the Eagles in 2010, Brandon Graham began his career as a defensive end, but made the transition to outside linebacker in 2013. Graham proved more than capable of the switch in 2014 when he matched his career-high with 5.5 sacks, forced a career-high four fumbles and ranked second and third on the defense, respectively, with 13.5 tackles for a loss and 18 QB hurries. Graham was rewarded for his play during the 2015 offseason with a four-year deal that will keep him in Philadelphia through the 2018 season.

## BIRDSEED

- Organized a co-ed, high school football camp in Michigan called the Select 100 that takes 10 students (five boys and five girls) from each of Detroit's 20 public schools. The inaugural camp took place in summer 2015 and will help promote teamwork, confidence through sports and self esteem. At the suggestion of his wife, Carlyne, Graham decided that it was important to incorporate girls into the program, as the couple recognized the void for female football camps
- In the offseason, trains in Detroit with former Michigan LBs and current Arizona Cardinals Larry Foote and LaMarr Woodley. Works out at a Detroit boxing facility, Barwis Methods, with trainer Mike Barwis
- Graham is currently nine credits shy of obtaining a degree in sport management and plans to finish following his football career. He has also taken an interest in sports broadcasting and would like to attend the NFL's Broadcast Boot Camp in the future
- Names his mother, Tasha Graham, as being the most influential person in his life. A cancer survivor, Tasha was diagnosed with leukemia at a young age. She spent most of her life working at a Chrysler auto plant to support Brandon and his three sisters. Recalled Tasha, "The doctors told me I would never be able to have kids, so I cherish them because of that. When I was working at Chrysler, working hard, trying to make ends meet, it was for them and Brandon saw that."
- Rod Oden, who was an assistant coach at Crocket while Graham was in high school, is now the head coach there and fondly reflects on Graham's work ethic and the impact he has made on the program. "He was an absolute leader. The entire school would follow Brandon. He's a leader in demonstration. We say, 'Leadership is demonstrated, it's not announced.' He walks in a room and his presence commands respect. People see him put in the extra hours. They see him run the extra sprints, lift the extra weights, and they follow. Now we have kids who want to be the next Brandon. They're still following."



## GRAHAM'S CAREER STATISTICS

Year	Team	GP/GS	TACKLES					PASS DEFENSE					FUMBLES			DEF SNAPS		ST
			Total	Solo	Asst	TFL	Sacks	Int	Yards	Lg	TD	KD	FF	FR	Yards	Played	Pct	T
2010	Philadelphia	13/6	18	12	6	1.0	3.0	0	0	--	0	0	2	0	0	NA	NA	0
2011	Philadelphia	3/0	4	2	2	1.0	0.0	0	0	--	0	0	0	0	0	NA	NA	0
2012	Philadelphia	16/6	50	34	16	7.0	5.5	0	0	--	0	1	2	1	0	420	40%	0
2013	Philadelphia	16/0	21	14	7	2.0	3.0	0	0	--	0	0	1	0	0	323	27%	7
2014	Philadelphia	16/1	43	29	14	13.5	5.5	0	0	--	0	0	4	0	0	499	43%	8
2015	Philadelphia	11/8	46	32	14	9.5	4.5	0	0	--	0	0	3	0	0	568	69%	0
<b>Totals</b>		<b>75/21</b>	<b>182</b>	<b>123</b>	<b>59</b>	<b>34.0</b>	<b>21.5</b>	<b>0</b>	<b>0</b>	<b>--</b>	<b>0</b>	<b>1</b>	<b>12</b>	<b>1</b>	<b>0</b>	<b>---</b>	<b>---</b>	<b>15</b>

## PLAYOFFS

2010	Philadelphia	0/0	INJURED RESERVE (ACL)															
2013	Philadelphia	1/0	2	1	1	0.0	1.0	0	0	0	0	0	0	0	0	22	31%	1
<b>Totals</b>		<b>1/0</b>	<b>2</b>	<b>1</b>	<b>1</b>	<b>0.0</b>	<b>1.0</b>	<b>0</b>	<b>0</b>	<b>0</b>	<b>0</b>	<b>0</b>	<b>0</b>	<b>0</b>	<b>0</b>	<b>---</b>	<b>---</b>	<b>1</b>

## 2015 GAME-BY-GAME STATISTICS

Date	Opp	W/L	GP/GS	S	A	TT	Sac	Hur	Int	Yds	Lg	KD	FF	FR	Snap	Pct
Sep 14	at Atl	L	1/1	3	0	3	0.0	0	0	0	0	0	0	0	53	69%
Sep 20	Dal	L	1/1	2	1	3	0.0	1	0	0	0	0	0	0	67	79%
Sep 27	at NYJ	W	1/0	2	2	4	0.0	0	0	0	0	0	0	0	49	62%
Oct 4	at Was	L	1/1	7	0	7	1.0	1	0	0	0	0	1	0	56	67%
Oct 11	NO	W	1/0	0	0	0	0.0	0	0	0	0	0	0	0	44	64%
Oct 19	NYG	W	1/1	2	1	3	1.0	1	0	0	0	0	0	0	45	66%
Oct 25	at Car	L	1/1	3	2	5	0.0	0	0	0	0	0	0	0	39	64%
Nov 8	at Dal	W	1/1	5	4	9	2.0	0	0	0	0	0	2	0	61	78%
Nov 15	Mia	L	1/1	1	2	3	0.5	0	0	0	0	0	0	0	51	76%
Nov 22	TB	L	1/1	3	1	4	0.0	1	0	0	0	0	0	0	56	72%
Nov 26	at Det	L	1/0	4	1	5	0.0	0	0	0	0	0	0	0	47	65%
Dec 6	at NE															
Dec 13	Buf															
Dec 20	Ari															
Dec 26	Was															
Jan 3	at NYG															
<b>Totals</b>			<b>11/8</b>	<b>32</b>	<b>14</b>	<b>46</b>	<b>4.5</b>	<b>4</b>	<b>0</b>	<b>0</b>	<b>0</b>	<b>0</b>	<b>3</b>	<b>0</b>	<b>568</b>	<b>69%</b>

## CAREER HIGHS

<b>Tackles</b>	10	12/13/12 vs. Cin.
<b>Sacks</b>	2.5	12/13/12 vs. Cin.
<b>Forced Fumbles</b>	2	11/8/15 at Dal.

## 2015 HIGHLIGHTS

- His three forced fumbles are tied for third in the NFL and are tied for first on the team
- Ranks second on the team with 4.5 sacks and is third on the team with 9.5 tackles for loss
- Recorded a season-high two sacks at Dal. (11/8) and managed to jar the ball loose from Cowboys QB Matt Cassel on both of his takedowns. His two forced fumbles marked a single-game career high and made him just the fifth Eagle since 1994 to record two sacks and two fumbles in the same game. Also logged a season-high nine tackles in the victory
- Notched a sack of QB Eli Manning vs. NYG (10/19)
- Recorded a season-high seven tackles (all solo) and his first sack of the season at Was. (10/4). Also notched a forced fumble when he stripped TE Jordan Reed at the end of the third quarter. Teammate Jordan Hicks recovered the loose ball and three plays later, QB Sam Bradford connected with WR Miles Austin on a 39-yard TD to give the Eagles a 20-16 lead

## PERSONAL

- Married Carlyne Williams during the 2014 offseason and resides in Philadelphia. Has a cocker spaniel named Midnight
- Parents are Tasha Graham and Derrick Walton. Has three younger sisters, Brittany, Mikayla and Brianna
- Began playing football at the age of seven as a linebacker, center and running back for the Detroit Giants
- Says his greatest love besides football is doing flips in gymnastics. "I started doing it when I was young and I just got better and better. It's really fun. I can do about 10 in a row now."
- **Most underrated attribute of a pass rusher:** "The ability to react. There are plenty of fast people that can't react."
- **Favorite college football memory:** "Recording 3.5 sacks to help the team comeback against Wisconsin during my junior year."
- **Favorite moment in sports growing up:** "In my junior year of high school, I intercepted a pass in the state semifinals, took it to the house and we won the game. It was a great feeling."



## VITALS

**Height:** 6-6  
**Weight:** 281  
**Date Of Birth:** February 22, 1991  
**Hometown:** Tualatin, OR  
**HS:** Tualatin  
**College:** Oregon  
**NFL Experience:** 2nd Year  
**Draft Pick:** D5a-14 (141st overall) by Philadelphia

## OREGON 2013 LEADERS

### TACKLES FOR LOSS

1. Tony Washington	12.0
2. Boseko Lokombo	7.0
3. Taylor Hart	6.5

### SACKS

1. Tony Washington	7.0
2. Taylor Hart	3.5
3. Boseko Lokombo	3.0

## COLLEGE ACCOLADES

**2013:** Second-team All-Pac-12  
 Joe Schaffeld Award winner  
**2012:** Honorable Mention All-Pac-12  
 Joe Schaffeld Award winner  
**2011:** Honorable Mention All-Pac-12

## THREE-STEP DROP

**If not playing football, would be:** Working in the lumber industry with his dad

**Hobbies:** Fishing and hunting

**First jobs:** Mowing lawns for a landscaping company

**Best player he has ever lined up against:** Jason Peters in practice

**If he could play another sport what team/position:** Play on the PGA Tour

**Three items desired on deserted island:** His wife, bottle of water and knife

**Funniest Eagles:** Beau Allen. "Just look at him."

**Actor that would play him in a movie:** Tom Cruise

**Favorite meal:** Street tacos

**Favorite movie:** *Remember the Titans*

**Favorite quote:** "Never forget where you came from and what you represent."

**"He's a true 3-4 defensive end two gapper, and that's what we're looking for...Great quality young man, a special kid we recruited. A local kid. Went to Tualatin High School, a local Oregon kid that went to the state university and gave everything he had when he was here, and I know he's going to do the same thing for us."**

- Eagles Head Coach Chip Kelly

A former pupil of both Chip Kelly and Jerry Azzinaro at the University of Oregon, Taylor Hart was selected by the Eagles in the fifth round of the 2014 NFL Draft. A second-team All-Pac-12 Conference honoree as a senior, he finished the 2013 season with 64 tackles, six tackles for loss and three sacks. Hart was a first-team all-state selection at both offensive tackle and defensive end as a senior at Tualatin (OR) High School.

## 2015 HIGHLIGHTS

- Notched a career-best five tackles at Car. (10/25)
- Appeared in his first professional game at Atl. (9/14), recording one tackle

## COLLEGE HIGHLIGHTS

- Won the Joe Schaffeld Award, given to the team's top defensive lineman, in both his junior and senior campaigns
- Earned second-team All-Pac-12 accolades as a senior captain in 2013 after finishing fourth on the team with 64 tackles, six tackles for loss, three sacks and three forced fumbles
- Garnered honorable mention All-Pac-12 Conference acclaim as well as league academic honors as a junior in 2012, collaring 36 tackles, 11 tackles for loss and a team-best eight sacks
- Was one of two 14-game starters on the defensive line as a sophomore and earned All-Pac-12 honorable mention honors, recording 44 tackles, three tackles for loss and 2.5 sacks
- Appeared in 13 games as a redshirt freshman in 2010
- Redshirted as a true freshman in 2009

## PERSONAL

- Was a first-team all-state selection at both offensive tackle and defensive end as a senior at Tualatin (OR) High School
- Began playing football in the 3rd grade
- Son of Doug and Kathy Hart and has one younger brother, Connor. Doug works in the lumber industry
- He and his wife, Lauren, have a dog named Zeke. Zeke is a Labrador-Border Collie mix
- Earned his degree from Oregon in sociology with a minor in business





## HART'S CAREER STATISTICS

Year	Team	GP/GS	TACKLES					PASS DEFENSE					FUMBLES			DEF SNAPS	
			Total	Solo	Asst	TFL	Sacks	Int	Yards	Lg	TD	KD	FF	FR	Yards	Played	Pct
2014	Philadelphia	0/0	0	0	0	0.0	0.0	0	0	0	0	0	0	0	0	0	0%
2015	Philadelphia	9/0	18	10	8	0.0	0.0	0	0	0	0	0	0	0	0	208	25%
<b>Totals</b>		<b>9/0</b>	<b>18</b>	<b>10</b>	<b>8</b>	<b>0.0</b>	<b>0.0</b>	<b>0</b>	<b>0</b>	<b>0</b>	<b>0</b>	<b>0</b>	<b>0</b>	<b>0</b>	<b>0</b>	<b>--</b>	<b>--</b>

## 2015 GAME-BY-GAME STATISTICS

Date	Opp	W/L	GP/GS	S	A	TT	Sac	Hur	KD	FF	FR	Snap	Pct
Sep 14	at Atl	L	1/0	1	0	1	0.0	0	0	0	0	19	25%
Sep 20	Dal	L	1/0	1	2	3	0.0	0	0	0	0	26	31%
Sep 27	at NYJ	W	0/0	INACTIVE (SHOULDER)									
Oct 4	at Was	L	0/0	INACTIVE (SHOULDER)									
Oct 11	NO	W	1/0	1	1	2	0.0	0	0	0	0	27	39%
Oct 19	NYG	W	1/0	1	0	1	0.0	0	0	0	0	15	22%
Oct 25	at Car	L	1/0	2	3	5	0.0	0	0	0	0	20	33%
Nov 8	at Dal	W	1/0	0	0	0	0.0	1	0	0	0	21	27%
Nov 15	Mia	L	1/0	1	0	1	0.0	0	0	0	0	22	33%
Nov 22	TB	L	1/0	2	1	3	0.0	0	0	0	0	32	41%
Nov 26	at Det	L	1/0	1	1	2	0.0	0	0	0	0	26	36%
Dec 6	at NE												
Dec 13	Buf												
Dec 20	Ari												
Dec 26	Was												
Jan 3	at NYG												
<b>Totals</b>			<b>9/0</b>	<b>10</b>	<b>8</b>	<b>18</b>	<b>0.0</b>	<b>1</b>	<b>0</b>	<b>0</b>	<b>0</b>	<b>208</b>	<b>25%</b>

## CAREER HIGHS

Tackles	5	(10/25/15 at Car.)
---------	---	--------------------

## TRANSACTIONS

2014 Drafted by PHI in the 5th round...signed 4-year contract

## INJURY HISTORY

- Was rendered inactive at NYJ (9/27/15) and at Was. (10/4/15) with a shoulder injury sustained vs. Dal. (9/20/15)

**Height:** 6-5  
**Weight:** 300  
**Date Of Birth:** May 14, 1990  
**Hometown:** McPherson, KS  
**HS:** McPherson  
**College:** Kansas  
**NFL Experience:** 3rd Year  
**Draft Pick:** D5-13 (156th overall) by Cincinnati

## VITALS



## COLLEGE HONORS

**2012:** All-Big 12 2nd-team (coaches)  
**2011:** *Phil Steele* 3rd-team Midseason All-Big 12  
**2009:** All-Big 12 honorable mention (coaches)  
 Freshman All-America (FWAA)  
 Freshman All-America (*Sporting News*)  
 Freshman All-America (*CollegeFootballNews.com*)

Originally a fifth-round selection of the Cincinnati Bengals in the 2013 NFL Draft, Tanner Hawkinson was signed by the Eagles off of the San Francisco 49ers practice squad on October 13, 2015. Hawkinson spent his first two seasons in the NFL on the Bengals 53-man roster and appeared in four games. The former Kansas Jayhawk earned All-Big 12 second-team honors (coaches) as a senior in 2012 and set new school records for career and consecutive starts (48).

## 2014 HIGHLIGHTS (with Cincinnati)

- Appeared in three contests for the Bengals, seeing brief action on offense and special teams

## 2013 HIGHLIGHTS (with Cincinnati)

- Made his NFL debut in the fourth quarter vs. Min. (12/22)

## PERSONAL

- Played defensive end and tight end at McPherson (KS) High School and was named all-state at DE as a senior and all-state at TE as a junior
- Earned conference MVP honors as a senior after hauling in 30 catches for 500 yards and five TDs
- Also played basketball and earned all-league prep honors as a senior
- Graduated from Kansas with a degree in economics and a minor in business
- Son of Griff and Kathy Hawkinson

## COLLEGE HIGHLIGHTS

- Was originally recruited to Kansas as a tight end and ultimately moved to the offensive line, where he went on to start every game of his career, setting school records for career starts and consecutive starts (48)
- Moved back to left tackle as a senior in 2012 and started all 12 games, earning All-Big 12 second-team honors from the conference's coaches
- Started all 12 games at right tackle as a junior in 2011 and was named to the *Phil Steele* Midseason All-Big 12 Third Team
- As a sophomore in 2010, started all 12 games at left tackle
- Earned the starting left tackle spot as a redshirt freshman in 2009 and went on to open all 12 games at that spot. Earned freshman All-America first-team honors from the Football Writers Association of America, *The Sporting News* and *CollegeFootballNews.com*. Was also an All-Big 12 honorable mention selection by the league's coaches

## HAWKINSON'S CAREER SERVICE

Regular Season			Playoffs		
Year	Team	GP/GS	Year	Team	GP/GS
2013	Cincinnati	1/0	2013	Cincinnati	0/0
2014	Cincinnati	3/0	2014	Cincinnati	0/0
2015	San Francisco	0/0	<b>Totals</b>		<b>0/0</b>
2015	Philadelphia	0/0			
<b>Totals</b>		<b>4/0</b>	<b>First NFL game:</b> 12/22/13 vs. Min.		

## VITALS

**Height:** 6-1  
**Weight:** 236  
**Date Of Birth:** June 27, 1992  
**Hometown:** Cincinnati, OH  
**HS:** Lakota West (West Chester Township, OH)  
**College:** Texas  
**NFL Experience:** Rookie  
**Draft Pick:** D3-15 (84th overall) by Philadelphia

IMPACT PLAYS  
BY DEFENSIVE  
ROOKIES IN 2015

- |                       |   |
|-----------------------|---|
| 1. Jordan Hicks, Phi. | 7 |
| Hau'oli Kikaha, NO    | 7 |
| 3. Kwon Alexander, TB | 6 |
| Preston Smith, Was.   | 6 |

Impact Play = Sacks + Forced Fumbles  
 + INTs + Fumble Recoveries

EAGLES LEADING  
TACKLERS, 2015

- |                     |    |
|---------------------|----|
| 1. Malcolm Jenkins  | 76 |
| 2. Connor Barwin    | 56 |
| 3. Mychal Kendricks | 55 |
| 4. Jordan Hicks     | 54 |

2015 NFL LEADERS  
FUMBLE RECOVERIES

- |                       |   |
|-----------------------|---|
| 1. Jordan Hicks, Phi. | 3 |
| Darrelle Revis, NYJ   | 3 |
| Jacquies Smith, TB    | 3 |

THREE-STEP  
DROP

**If he could play another sport, what team/position:** Point guard, NY. Knicks

**First jersey owned:** Michael Jordan, North Carolina

**First job:** Worked for a real estate company during high school, taking photos of foreclosed homes

**Talent he'd most like to have:** To be multilingual

**Three must-haves on a deserted island:** Matches, food, pillow

**Favorite book:** Quiet Strength by Tony Dungy

**Favorite Halloween costume as a kid:** A boxer, with a black eye and a belt

**Favorite TV show:** The Fresh Prince of Bel-Air

*"Jordan, he's a guy who is kind of above his years. To me, it's not like he's a rookie ... He's a pretty smart guy. So it wasn't like he has some big learning curve to hurdle. He was ready to go from the start ... He came in calm. For me it was like playing with another veteran player because of how he approaches the game. He really, really impressed me a lot. Kid's gonna be a great player."*

- Eagles LB DeMeco Ryans

One of the budding, young stars on the Eagles defense, rookie 3rd round draft pick Jordan Hicks had his stellar rookie season derailed with a torn pectoral tendon suffered in the team's 8th game at Dallas. At the time of his injury, Hicks led the team with 54 tackles, led the NFL with three fumble recoveries, and led all NFL rookies with seven impact plays (2 INTs, 1 sack, 1 FF and 3 FR)

## BIRDSEED

- Credits his high school defensive coordinator, Carlton Gray, a former NFL safety, with "helping lay the foundation of my game. He taught me the game. When anyone says that I'm a smart player, it's because of his help."
- Born in Colorado Springs, CO and lived in Indiana (ages 1-6) and South Carolina (ages 6-11) before moving to Ohio. Also played for two head coaches and four different defensive coordinators at Texas. Reflected Hicks, "Change does not scare me and I don't take anything for granted. I also think I'm able to see the positives of every different situation I'm in whether I'm prepared or not. It's enhanced my confidence and humility all at the same time."

## 2015 HIGHLIGHTS

- At Dal. (11/8), returned an interception of Matt Cassell 67 yards for a touchdown, his first since he played running back as a senior in high school. It was the longest by an Eagles LB since Shawn Barber had an 80-yard return at Dallas in 2002 and was the first by an Eagle rookie since 1969 (Bill Bradley)
- Recovered a fumble by Drew Brees forced by Fletcher Cox vs. NO (10/11). It was third consecutive game that he recovered a fumble:
- **Last NFL player with opponents fumble recovery in 3 consecutive games:** Jordan Hill 2014
- Last NFL rookie with opponents fumble recovery in 3 consecutive games:** Jack Del Rio 1985
- Last Eagle with opponents fumble recovery in 3 consecutive games:** Byron Evans 1993
- Last Eagles rookie with 3 opponents fumble recoveries in a season:** Michael Lewis 2002
- Last Eagles rookie linebacker with 3 opponents fumble recoveries in a season:** Ray Farmer 1996



## HICKS' CAREER STATISTICS

			TACKLES					PASS DEFENSE					FUMBLES			DEF SNAPS		ST
Year	Team	GP/GS	Total	Solo	Asst	TFL	Sacks	Int	Yards	Lg	TD	KD	FF	FR	Yards	Played	Pct	T
2015	Philadelphia	8/5	54	44	10	2	1.0	2	67	67t	1	0	1	3	11	453	75%	0
<b>Totals</b>		<b>8/5</b>	<b>54</b>	<b>44</b>	<b>10</b>	<b>2</b>	<b>1.0</b>	<b>2</b>	<b>67</b>	<b>67t</b>	<b>1</b>	<b>0</b>	<b>1</b>	<b>3</b>	<b>11</b>	<b>---</b>	<b>---</b>	<b>0</b>

## CAREER HIGHS

<b>Tackles:</b> 14 (9/27/15 at NYJ)	<b>Interceptions:</b> 1 (2 times) last 11/8/15 at Dal
<b>Sacks:</b> 1 (9/20/15 vs. Dal.)	<b>Fumble Recoveries:</b> 1 (3 times) last 10/11/15 vs. NO
<b>Touchdowns:</b> 1 (67-yard interception return at Dallas on 11/8/15)	

## 2015 HIGHLIGHTS

- Recovered a fumble at Was. (10/4) that led to a TD and notched 7 tackles
- In his first NFL start at NYJ (9/27), logged a team-high 14 tackles, while also intercepting a Ryan Fitzpatrick pass in the 4th qtr. and scooping up a fumble by Brandon Marshall
- His INT at NYJ (9/27) was the first by an Eagles rookie linebacker since Stewart Bradley in 2009
- Pressed into his first action on defense for the first time in his NFL career due to injuries to Mychal Kendricks and Kiko Alonso vs. Dal (9/20), played in 54 snaps and sacked and forced a fumble of Tony Romo as part of a 7-tackle performance

## COLLEGE HIGHLIGHTS

- As a senior in 2014, earned second-team All-Big 12 honors from the Associated Press and league coaches and was named second-team All-America by the Walter Camp Football Foundation and the Football Writers Association of America
- His 147 tackles as a senior were tied for the seventh-highest total in Texas annals and the most since Winfred Tubbs notched 157 in 1992
- Started first four games at weakside linebacker as a redshirt junior in 2013 and led team with 41 tackles before his season ended due to Achilles injury
- As a junior in 2012, opened the first three games at weakside linebacker, but suffered a season-ending hip injury and earned a medical redshirt
- Appeared in all 13 games with eight starts as a sophomore in 2011, ranking sixth on the team with 65 tackles and adding four tackles for a loss, one sack and one fumble recovery
- Named honorable mention Big 12 Defensive Freshman of the Year in 2010 by the league's coaches after appearing in all 12 games and notching 23 tackles, a sack and six special teams tackles

## 2015 GAME-BY-GAME STATISTICS

Date	Opp	W/L	GP/GS	S	A	TT	Sac	Hur	Int	Yds	Lg	KD	FF	FR	Snaps	Pct
Sep 14	at Atl	L	1/0	0	0	0	0.0	0	0	0	0	0	0	0	0	0%
Sep 20	Dal	L	1/0	7	0	7	1.0	0	0	0	0	0	1	0	54	64%
Sep 27	at NYJ	W	1/1	10	4	14	0.0	0	1	0	0	0	0	1	79	100%
Oct 4	at Was	L	1/0	3	4	7	0.0	0	0	0	0	0	0	1	80	95%
Oct 11	NO	W	1/1	5	1	6	0.0	0	0	0	0	0	0	1	55	80%
Oct 19	NYG	W	1/1	10	0	10	0.0	0	0	0	0	0	0	0	68	100%
Oct 25	at Car	L	1/1	3	1	4	0.0	0	0	0	0	0	0	0	61	100%
Nov 8	at Dal	W	1/1	6	0	6	0.0	0	1	67	67t	0	0	0	56	72%
Nov 15	Mia			INJURED RESERVE (TORN PECTORAL TENDON)												
Nov 22	TB			INJURED RESERVE (TORN PECTORAL TENDON)												
Nov 26	at Det			INJURED RESERVE (TORN PECTORAL TENDON)												
Dec 6	at NE			INJURED RESERVE (TORN PECTORAL TENDON)												
Dec 13	Buf			INJURED RESERVE (TORN PECTORAL TENDON)												
Dec 20	Ari			INJURED RESERVE (TORN PECTORAL TENDON)												
Dec 26	Was			INJURED RESERVE (TORN PECTORAL TENDON)												
Jan 3	at NYG			INJURED RESERVE (TORN PECTORAL TENDON)												
<b>Totals</b>			<b>8/5</b>	<b>44</b>	<b>10</b>	<b>54</b>	<b>1.0</b>	<b>0</b>	<b>2</b>	<b>67</b>	<b>67t</b>	<b>0</b>	<b>1</b>	<b>3</b>	<b>453</b>	<b>75%</b>

- Earned first-team Academic All-Big 12 honors in 2014 and 2011 and was a seven-time member of Big 12 Commissioner's Honor Roll. Was also named to the 2015 NFF Hampshire Honor Society

## PERSONAL

- Is the son of Scott Hicks and Kelly Justice. Scott is a high school basketball coach in Indianapolis. Has an older sister, Taylor, and three younger brothers, Scotty, Cameron and Ethan
- Was born in Colorado Springs, CO and lived in Indiana (ages 1-6) and South Carolina (ages 6-11) before moving to Ohio
- Was a three-year starter at Lakota West HS (OH) and earned numerous accolades including the Butkus Award (2009), given annually to the nation's best linebacker, and Gatorade's Ohio High School Football Player of the Year (2009)

- Also lettered in basketball, serving as a team captain as a senior. Holds the district record for most varsity basketball games played in a career with 87 and set district record for steals in a career with 170

- Graduated from Texas with a degree in sport management in 2013 and is pursuing a master's degree in advertising
- Lists beating Texas A&M in 2011 in the final meeting between the two rivals as his favorite sports moment. Texas won on a last-second field goal
- Hobbies include playing video games, especially FIFA and NBA2K as his favorite hobbies, as well as playing basketball and hanging out with friends by the lake in Austin, TX

## INJURY REPORT

- Left the game in the 4th quarter at Dal. (11/8/15) with a left pectoral tendon tear and was placed on Injured Reserve one day later





## VITALS

**Height:** 5-11  
**Weight:** 206  
**Date Of Birth:** October 14, 1991  
**Hometown:** Houston, TX  
**HS:** Aldine Nimitz (Houston, TX)  
**College:** Oregon  
**NFL Experience:** 2nd Year  
**Draft Pick:** D3-14 (86th overall) by Philadelphia

## OREGON RECEIVING LEADERS

## SINGLE-SEASON RECEIVING YARDS

1. Josh Huff (2013)	1,140
2. Bob Newland (1970)	1,123
3. Samie Parker (2003)	1,088

## CAREER RECEIVING TDS

1t. Josh Huff (2010-13)	24
Jeff Maehl (2007-10)	24
Two others	24

## LONGEST KICK RETURNS IN EAGLES HISTORY

1. Josh Huff (11/23/14)	107t
2. Timmy Brown (9/17/61)	105t
3. Russ Craft (10/7/50)	103t
4. Chris Polk (9/21/14)	102t

## THREE-STEP DROP

**Best player he's ever lined up against:** Cardinals CB Patrick Peterson

**Bucket list:** Travel to Africa, skydive

**If he could play another sport what team/position:** PG for the Houston Rockets

**Funniest Eagles:** Nelson Agholor, Byron Maxwell, Mark Sanchez, Jon Dorenbos and Donnie Jones

**First jersey:** Eddie George, Houston Oilers

**First job:** Cook at Sonic

**Favorite movies:** *The Sandlot*, *Friday*, *American Gangster*

**Favorite teams growing up:** Astros, Texans, Rockets

**"Outstanding young man. Great position versatility with him. Josh played every position when we were at Oregon, so he's been an outside receiver, an inside receiver... You're getting a physical football player... He has a nasty presence to himself, so he's not risk-adverse to contact. He's going to get after people."**

- Eagles Head Coach Chip Kelly

One of the most productive receivers in the history of Oregon football, Josh Huff was a third-round draft pick of the Eagles in 2014 and burst onto the scene as a special teams standout for the Birds during his rookie campaign, setting a franchise record with his 107-yard kickoff return for a score vs. Ten. (11/23/14). Huff established school records in 2013 with 1,140 receiving yards, 12 touchdown grabs and six 100-yard games. The Houston, TX, native finished his career at Oregon tied for first all-time with 24 TDs, seventh in receiving yards (2,366) and eighth in receptions (144).

## 2015 HIGHLIGHTS

- Caught a quick slant from QB Mark Sanchez and took it 39 yards for a touchdown vs. TB (11/22)
- Made an acrobatic catch in the back of the endzone for a 2-yard touchdown in the first quarter vs. Mia. (11/15)
- Provided a key down-field block on WR Jordan Matthews' game-winning 41-yard touchdown reception in overtime at Dal. (11/8)
- Started his first-career NFL game in a win vs. NYG (10/19), recording three catches for 19 yards
- Notched the first receiving touchdown of his career, catching a strike from QB Sam Bradford and taking it 41 yards to the end zone in a win vs. NO (10/11). Also set career highs with four receptions and 78 yards, while returning a kickoff 40 yards

## BIRDSEED

- Although he began playing organized football at the age of 9, Huff's love for the game was evident at an even earlier age. Starting when he was a 3-year-old, Huff carried a football around wherever he went and even took it to bed. Recalled Huff, "My dad would try to take it away, but I would always cry."
- One of his favorite memories growing up occurred when he was 11 years old. Huff used to play in pick up, 11-on-11 games in his neighborhood with guys that were 18 to 20 years old. Said Huff, "I used to get hit pretty hard, but I loved playing. The one moment I will never forget is returning a kickoff and running down the sideline. A big guy had the perfect angle to get me down, but I dodged the tackle by running in between his legs and scored."
- Models his game after Ravens WR Steve Smith, Sr. "He's short and I'm short. He's got heart and I've got heart. He plays with tenacity and I play with tenacity."



HUFF'S CAREER STATISTICS																
			RECEIVING					OFF SNAPS		KICK RETURNS					ST	
Year	Team	GP/GS	No	Yds	Avg	Lg	TD	No	Pct	No	Yds	Avg	Lg	TD	T	
2014	Philadelphia	12/0	8	98	12.3	44	0	210	18%	14	415	29.6	107t	1	5	
2015	Philadelphia	10/4	20	224	11.2	41t	3	352	44%	8	209	26.1	40	0	0	
<b>Totals</b>		<b>22/4</b>	<b>28</b>	<b>322</b>	<b>11.5</b>	<b>44</b>	<b>3</b>	<b>---</b>	<b>--</b>	<b>22</b>	<b>624</b>	<b>28.4</b>	<b>107t</b>	<b>1</b>	<b>5</b>	
ADDITIONAL CAREER STATISTICS																
Rushing: [1-7] - 2014 [1-7]																
Fumbles/Lost: [1/1] - 2014 [1/1]																

2015 GAME-BY-GAME STATISTICS																
				RECEIVING					SNAPS		KICK RETURNS					
Date	Opp	W/L	GP/GS	No	Yds	Avg	Lg	TD	No	Pct	No	Yds	Avg	Lg	TD	
Sep 14	at Atl	L	1/0	2	19	9.5	13	0	36	49%	0	0	---	--	0	
Sep 20	Dal	L	1/0	2	20	10.0	11	0	33	53%	1	21	21.0	21	0	
Sep 27	at NYJ	W	0/0	INACTIVE (HAMSTRING)					0	0%						
Oct 4	at Was	L	1/0	0	0	--	--	0	4	7%	0	0	---	--	0	
Oct 11	NO	W	1/0	4	78	19.5	41t	1	41	49%	1	40	40.0	40	0	
Oct 19	NYG	W	1/1	3	19	6.3	15	0	44	56%	1	21	21.0	21	0	
Oct 25	at Car	L	1/1	2	5	2.5	6	0	69	83%	0	0	---	--	0	
Nov 8	at Dal	W	1/1	2	10	5.0	5	0	50	68%	0	0	---	--	0	
Nov 15	Mia	L	1/1	3	23	7.7	16	1	42	44%	1	31	31.0	31	0	
Nov 22	TB	L	1/0	1	39	39.0	39t	1	17	24%	4	96	24.0	39	0	
Nov 26	at Det	L	1/0	1	11	11.0	11	0	16	27%	0	0	---	--	0	
Dec 6	at NE															
Dec 13	Buf															
Dec 20	Ari															
Dec 26	Was															
Jan 3	at NYG															
<b>Totals</b>			<b>10/4</b>	<b>20</b>	<b>224</b>	<b>11.2</b>	<b>41t</b>	<b>3</b>	<b>352</b>	<b>44%</b>	<b>8</b>	<b>209</b>	<b>26.1</b>	<b>40</b>	<b>0</b>	

CAREER HIGHS		
Receptions	4	[10/11/15 vs. NO]
Receiving Yds	78	[10/11/15 vs. NO]
Receiving Long	44	[12/14/14 vs. Dal.]
Receiving TDs	1	[3x - 11/22/15 vs. TB]
Kick Returns	4	[11/22/15 vs. TB]
Kick Return Yds	107	[11/23/14 vs. Ten]
Kick Return Lg	107t	[11/23/14 vs. Ten]

### BIRDSEED - Cont.

- Names his father, Donald Simpson, as the most influential person in his life. Huff admires how humble and hard working Simpson is in his job as a crane operator, working up to 15 hours per day. "He takes so much pride in that job."

### PERSONAL

- Married to his wife, Jerrica, and the two have a son named Jaxxon, who was born in September 2015
- Owns two Pit Bull Terriers named Ziggy and Biggy
- Played quarterback, wide receiver, running back and cornerback at Nimitz (TX) High School, where he accounted for more than 2,000 yards of total offense as a senior, rushing for 1,147 yards and 11 touchdowns and throwing for 856 more yards
- Also competed in basketball and track, logging a 10.86 in the 100-meter on his way to a second-place finish at the 19-5A district meet as a junior
- Graduated from Oregon with a degree in sociology

### 2014 HIGHLIGHTS

- Recorded a 44-yard catch, the longest of his career, vs. Dal. [12/14]
- Named the Week 12 NFC Special Teams Player of the Week after he scored the first touchdown of his career and set an Eagles record with a 107-yard kickoff return on the opening kickoff vs. Ten. [11/23]
- Notched a career-high three receptions for 26 yards (8.7 avg.) at Hou. [11/2], with all three catches going for first downs
- Recorded one catch for 4 yards in his NFL debut vs. StL [10/5]

### COLLEGE HIGHLIGHTS

- Racked up 144 receptions and 2,366 receiving yards (16.4 avg.) in his four-year career and finished his tenure with 24 receiving touchdowns, tying current Eagles teammate Jeff Maehl and two others for the Oregon record
- Also rushed for 242 yards and two touchdowns on 18 carries (13.4 avg.) and returned 43 kickoffs for 988 yards (23.0 avg.)
- Earned All-Pac-12 honorable-mention honors as a senior in 2013, setting single-season school records and career highs with 1,140 yards and 12 touchdowns on 62 receptions (18.4 avg.)

Height: 6-0

Weight: 204

Date Of Birth: December 20, 1987

Hometown: Piscataway, NJ

HS: Piscataway

College: Ohio State

NFL Experience: 7th Year

Acquired: FA (NO) 2014

Draft Pick: D1-09 (14th overall) by  
New Orleans

## VITALS

EAGLES  
2015 RANKINGS

## TACKLES

- |                    |    |
|--------------------|----|
| 1. Malcolm Jenkins | 76 |
| 2. Connor Barwin   | 56 |

## FORCED FUMBLES

- |                  |   |
|------------------|---|
| 1t. Fletcher Cox | 3 |
| Brandon Graham   | 3 |
| Malcolm Jenkins  | 3 |

## TACKLES FOR LOSS

- |                    |      |
|--------------------|------|
| 1. Fletcher Cox    | 12.5 |
| 2. Malcolm Jenkins | 10   |
| 3. Brandon Graham  | 9.5  |

## PASSES DEFENSED

- |                     |    |
|---------------------|----|
| 1. Nolan Carroll    | 15 |
| 2t. Malcolm Jenkins | 10 |
| Byron Maxwell       | 10 |

## SPECIAL TEAMS TACKLES

- |                    |    |
|--------------------|----|
| 1. Trey Burton     | 15 |
| 2. Chris Maragos   | 11 |
| 3. Malcolm Jenkins | 8  |

## ACCOLADES

2014: Byron Whizzer White Award Finalist

2011: USA Football All-Fundamentals

Saints Man of the Year

2010: AP second-team All Pro

USA Today All-Joe Team

Week 14 NFC Def. POW

Week 12 NFC Def. POW

## THREE-STEP DROP

Greatest loves besides football: His wife, Morrisa, and daughter, Elle

If he could play another sport what team/position: Anchor for the United States Olympic track team in the 4x4 relay

First jersey: Terrell Davis, Denver Broncos

First job: Working in the township parks department in high school

Bucket list: To own a bunch of land

Best player he has lined up against: Calvin Johnson

Three items needed on deserted island: Machete, multi-tool, fire starter

Funniest Eagle: Jon Dorenbos

Favorite teams/athletes growing up: Denver Broncos/Ray Lewis

Favorite Philly restaurant: Morimoto

Favorite movie: School Daze



***"If you want to say what a professional football player is supposed to behave like, I think Malcolm is a prime example...I think he's really stabilized us on the back end...Hopefully, he can continue to grow and we haven't seen everything from him."***

- Eagles Head Coach Chip Kelly

A two-time defensive team captain for the New Orleans Saints, Malcolm Jenkins signed a three-year contract with the Eagles on the first day of free agency in 2014 and provided veteran leadership on the team's defensive unit. Originally a first-round draft pick (14th overall) of the Saints in 2009 out of Ohio State, Jenkins set career highs in tackles (113) and interceptions (three) in his first season in Philadelphia. In addition to his success on the field, the six-year veteran launched the Malcolm Jenkins Foundation in 2010 in an effort to enhance the lives of children in under-served communities.

## CAREER HIGHLIGHTS

- Became the first Eagles safety since Brian Dawkins in 2004 to record an interception in three-consecutive games after picking off 49ers QB Colin Kaepernick at SF (9/28/14) and returning the ball 53 yards for a score. The interception marked his third of the season and established a new single-season career high
- Was voted a two-time defensive team captain by his New Orleans teammates in 2012 and 2013
- In a win at Oak. (11/18/12), recorded an interception off Raiders QB Carson Palmer and returned it for a 55-yard score
- Was named to the 2011 USA Football All-Fundamentals Team and earned the Saints Man of the Year award
- In 2010, was named an Associated Press second-team All-Pro and a *USA Today* All-Joe member after starting in 15 regular season games (12 at FS, three at CB) and posting 82 tackles, two interceptions (tied for the team lead) with one returned for a touchdown, one sack, a team-best 11 passes defended, one forced fumble and two fumble recoveries
- Became the first Saints defender since 2001 to earn NFC Defensive Player of the Week honors when he did so in Weeks 12 and 14 during the 2010 season
- Picked off Rams QB Sam Bradford twice in Saints territory, one of which he returned for a career-long 96-yard touchdown in a win vs. StL (12/12/10)



### 2015 HIGHLIGHTS

- Ranks first on the team in tackles (76) and forced fumbles (3), while ranking second in tackles for loss (10), second in passes defended (10) and third in special teams tackles (8)
- Picked off Panthers QB Cam Newton in the second quarter at Car. (10/25), marking his 10th-career interception
- Forced a fumble of Giants RB Rashad Jennings in the second quarter vs. NYG (10/19)
- Registered two fumbles of Jets WR Brandon Marshall at NYJ (9/27) to set a single-game career high
- Scooped up his fifth-career fumble recovery after CB Byron Maxwell stripped the ball loose from Cowboys TE Gavin Escobar in the fourth quarter vs. Dal. (9/20). Also led the team with 11 tackles

### JENKINS' CAREER STATISTICS

			TACKLES					PASS DEFENSE					FUMBLES			DEF SNAPS		ST
Year	Team	GP/GS	Total	Solo	Asst	TFL	Sacks	Int	Yards	Lg	TD	KD	FF	FR	Yards	Played	Pct	T
2009	New Orleans	14/6	55	49	6	NA	0.0	1	14	14	0	4	0	0	0	NA	NA	9
2010	New Orleans	15/15	64	54	10	NA	1.0	2	105	96t	1	12	1	2	0	NA	NA	4
2011	New Orleans	15/15	77	63	14	NA	1.0	0	0	--	0	9	1	1	30	NA	NA	0
2012	New Orleans	13/13	94	65	29	NA	0.0	1	55	55t	1	7	0	0	0	873	77%	0
2013	New Orleans	14/14	68	44	24	NA	2.5	2	35	31	0	6	2	0	0	819	84%	1
2014	Philadelphia	16/16	113	68	45	3.0	0.0	3	67	53t	1	14	0	1	0	1153	100%	4
2015	Philadelphia	11/11	76	55	21	10.0	0.0	1	0	0	0	10	3	1	0	816	100%	8
<b>Totals</b>		<b>98/90</b>	<b>547</b>	<b>398</b>	<b>149</b>	<b>13.0</b>	<b>4.5</b>	<b>10</b>	<b>276</b>	<b>96t</b>	<b>3</b>	<b>62</b>	<b>7</b>	<b>5</b>	<b>30</b>	<b>---</b>	<b>---</b>	<b>25</b>

### PLAYOFFS

2009	New Orleans	2/0	5	5	0		0.0	0	0	--	0	1	0	0	0	NA	NA	0
2010	New Orleans	0/0	INJURED RESERVE (HAMSTRING)															
2011	New Orleans	2/2	13	12	1		1.0	0	0	--	0	1	0	0	0	NA	NA	0
2013	New Orleans	2/2	8	4	4		0.0	0	0	--	0	0	0	0	0	118	100%	0
<b>Totals</b>		<b>6/4</b>	<b>26</b>	<b>21</b>	<b>5</b>		<b>1.0</b>	<b>0</b>	<b>0</b>	<b>--</b>	<b>0</b>	<b>2</b>	<b>0</b>	<b>0</b>	<b>0</b>	<b>---</b>	<b>---</b>	<b>0</b>

### ADDITIONAL CAREER STATISTICS

**Blocked Field Goals:** (1) - 2012 (vs. SF - 11/25 [David Akers])

**Special Teams Forced Fumbles:** (3) - 2014 (1), 2009 (2)

**Special Teams Fumble Recoveries:** (1) - 2009 (1)

### 2015 GAME-BY-GAME STATISTICS

Date	Opp	W/L	GP/GS	S	A	TT	Sac	Hur	Int	Yds	Lg	KD	FF	FR	Snap	Pct
Sep 14	at Atl	L	1/1	5	2	7	0.0	0	0	0	0	3	0	0	75	97%
Sep 20	Dal	L	1/1	7	4	11	0.0	0	0	0	0	1	0	1	85	100%
Sep 27	at NYJ	W	1/1	2	2	4	0.0	0	0	0	0	1	2	0	79	100%
Oct 4	at Was	L	1/1	8	0	8	0.0	0	0	0	0	0	0	0	84	100%
Oct 11	NO	W	1/1	6	4	10	0.0	0	0	0	0	2	0	0	69	100%
Oct 19	NYG	W	1/1	2	1	3	0.0	0	0	0	0	0	1	0	68	100%
Oct 25	at Car	L	1/1	1	2	3	0.0	0	1	0	0	1	0	0	61	100%
Nov 8	at Dal	W	1/1	5	3	8	0.0	0	0	0	0	0	0	0	78	100%
Nov 15	Mia	L	1/1	8	1	9	0.0	0	0	0	0	1	0	0	67	100%
Nov 22	TB	L	1/1	4	1	5	0.0	0	0	0	0	1	0	0	78	100%
Nov 26	at Det	L	1/1	7	1	8	0.0	0	0	0	0	0	0	0	72	100%
Dec 6	at NE															
Dec 13	Buf															
Dec 20	Ari															
Dec 26	Was															
Jan 3	at NYG															
<b>Totals</b>			<b>11/11</b>	<b>55</b>	<b>21</b>	<b>76</b>	<b>0.0</b>	<b>0</b>	<b>1</b>	<b>0</b>	<b>0</b>	<b>10</b>	<b>3</b>	<b>1</b>	<b>816</b>	<b>100%</b>

### TOUCHDOWNS (4)

Touchdown	Date	Opponent
96-yd Int. ret.	12/12/10	vs. StL (QB S. Bradford)
55-yd Int. ret.	11/18/12	at Oak. (QB C. Palmer)
53-yd Int. ret.	9/28/14	at SF (QB C. Kaepernick)
30-yd Fum. ret.	12/26/11	vs. Atl. (WR J. Jones)

### CAREER HIGHS

<b>Tackles</b>	13	(11/5/12 vs. Phi.)
<b>INTs</b>	2	(12/12/10 vs. StL)
<b>INT Long</b>	96t	(12/12/10 vs. StL)
<b>Sacks</b>	1.5	(10/13/13 at NE)

### MULTI-INT GAMES (1)

INTs	Date	Opponent	Quarterback
2	12/12/10	vs. StL (W)	Sam Bradford



### STYLIN' IN THE SECONDARY

Jenkins has fully immersed himself in the world of fashion and, more specifically, the bow tie. At the suggestion from his wife, Morrisa, Jenkins launched his own company, Rock Avenue Bow Ties, which specializes in the design and creation of neck wear and pocket squares and encourages self expression in its customers. For more information on Rock Avenue, please visit [rockavenuebowties.com](http://rockavenuebowties.com).



### BIRDSEED

- As an active member in the New Orleans community, Jenkins was recognized in 2013 with the John Wooten Professional Leadership Award for devoting his time and serving as a leader on and off the field
- In 2012, was presented with the Jesse Owens Influential Athlete Award by the Ohio State Alumni Association. This award acknowledges "an African-American alumnus and former student-athlete who exemplifies great character and talent, demonstrates exceptional professional success and continues to reflect the highest qualities of a consummate athlete and humanitarian"
- Through the Malcolm Jenkins Foundation, he has worked to teach kids not only educational tools, but life skills. "When you see a kid take what you've taught them and apply it in their own lives and hear reports from their peers or their teachers or parents on how their experience in one of our programs has impacted them, that's the most rewarding part. That's happened on multiple occasions. That's the reason why we do it."
- Was a high school teammate of Jets cornerback Kyle Wilson and former 49ers tackle Anthony Davis, all of whom went on to be first-round draft choices
- After reading *The Zombie Survival Guide* by Max Brooks, Jenkins began collecting an array of different survival tools in what he describes as "a half-hearted attempt at doomsday prepping." Also names AMC's *The Walking Dead* as his favorite TV show
- Jenkins believes that the most underrated attribute a safety must possess is the ability to communicate and remain calm on the field. "It's not just making a call or saying the right thing and knowing what you're doing. When everyone's panicking, you have to be that calming voice and make a decision, make it loud and get everybody on the same page. A lot of people wait for you to tell them what to do from the safety position."
- His wife, Morrisa, recently started a company called Meaux Moisture which sells all-natural body care products. "I use her products on my beard," says Jenkins. "I give all the credit for my beard to my wife." For more information on the company visit: [www.meauxmoisture.com](http://www.meauxmoisture.com)

### 2014 HIGHLIGHTS

- Led the team with a career-high 113 tackles and ranked second on the team with three interceptions
- Forced an Andre Roberts fumble on the opening kickoff of the second half at Was. (12/20)

- Recovered a Mychal Kendricks' forced fumble in the fourth quarter vs. Sea. (12/7)
- Became the first Eagles safety since Brian Dawkins in 2004 to record an interception in three-consecutive games after picking off 49ers QB Colin Kaepernick at SF (9/28) and returning the ball 53 yards for a score. Jenkins established a new career high in interceptions in just the fourth game of the season
- Notched an interception in his second-consecutive game in a win vs. Was. (9/21). Jenkins became the first Eagles safety to record interceptions in back-to-back games since Quintin Mikell did so in 2010. The fourth-quarter takeaway led to a Cody Parkey field goal - the deciding score in the game
- Intercepted his first pass as an Eagle, picking off QB Andrew Luck in the fourth quarter at Ind. (9/15). Jenkins' interception led to a game-tying touchdown drive by the Eagles offense in the team's win over the Colts

### 2013 HIGHLIGHTS (WITH NEW ORLEANS)

- Was voted a team captain by his teammates for the second consecutive year
- Started in 14 regular season games, totaling 68 tackles, 2.5 sacks (career high), two interceptions, two forced fumbles (career high), six passes defended and a special teams stop
- Intercepted Panthers QB Cam Newton on the first drive of the game at Car. (12/22)
- Set a career high with 1.5 sacks of QB Tom Brady at NE (10/13)
- Sacked and forced a fumble of Bears QB Jay Cutler in the first quarter at Chi. (10/6) which led to a New Orleans field goal on the ensuing drive
- Registered his first interception of the season when he picked off Buccaneers QB Josh Freeman in a win at TB (9/15)
- Forced a fumble in the second quarter vs. Atl. (9/8) which was recovered by the Saints at midfield and led to a game-tying touchdown three plays later

### 2012 HIGHLIGHTS (WITH NEW ORLEANS)

- Voted one of three season-long team captains by his teammates
- Started 13 games and finished tied for third on the team with 94 tackles, seven passes defended, one blocked field goal and an interception returned 55 yards for a touchdown
- Blocked a field goal in the fourth quarter vs. SF (11/25), while adding seven tackles and a pass defended
- Intercepted Raiders QB Carson Palmer and returned the pick 55 yards for a touchdown, the second interception return for a score in his career, at Oak. (11/18)
- Set a career high with 13 tackles vs. Phil. (11/5)

### THE MALCOLM JENKINS FOUNDATION

Launched in 2010, the Malcolm Jenkins Foundation aims to provide resources, experiences and opportunities for the underserved youth. The organization's goal is to inspire and create positive change in the lives of children while helping them succeed in life and become contributing members in our communities. For more info., please visit [www.TheMalcolmJenkins-Foundation.org](http://www.TheMalcolmJenkins-Foundation.org).



**Height:** 6-6  
**Weight:** 317  
**Date Of Birth:** May 8, 1990  
**Hometown:** Groveton, TX  
**HS:** Groveton  
**College:** Oklahoma  
**NFL Experience:** 3rd Year  
**Draft Pick:** D1-13 (4th overall)  
**Philadelphia**

## VITALS



## IN THE TRENCHES

**Best part of being an o-line-man:** "Being physical and the brotherhood that exists among the other lineman."

**Worst part about being 6-6, 310:** "Not having the beach body you want."

**Most underrated aspect of your position:** "There is a lot of mental preparation going into each game. It's like a chess match every week."

**Best player ever lined up against:** "Dwight Freeney"

## THREE-STEP DROP

**First job:** Grave digger for \$8/hour in high school

**Favorite TV show:** Shark Tank

**Three must-haves on a deserted island:** Fresh water, lighter and gun

**Funniest Eagle:** Allen Barbre

**Favorite musician:** Tracy Lawrence

**First jersey owned:** Houston Rockets Hakeem Olajuwon

**In any other sport, what position would you play and what team:**

Small forward for the Rockets

**"The one thing, and I've said this about Lane before, usually he very rarely makes the same mistake twice, and that's the mark of a really good football player."**

- Eagles Head Coach Chip Kelly

A physically gifted athlete who played collegiately as a quarterback, tight end and defensive lineman before transitioning to the offensive line, Johnson started in all 16 games in his rookie campaign after being selected fourth overall by the Eagles in 2013. At Oklahoma, he started 25 contests (13 at left tackle, 12 at right tackle), and garnered second-team All-Big 12 honors as a senior. A native of Groveton, TX, he was an accomplished quarterback at Groveton High School.

## 2014 HIGHLIGHTS

- Started 12 games at right tackle and helped pave the way for the NFL's third-leading rusher LeSean McCoy, while giving up just one sack

## BIRDSEED

- Spent this past offseason working out in Southern California at MMA Athletics, a program founded by Mixed Martial Arts legend Randy Couture and FOX NFL insider Jay Glazer. "I notice now I'm a lot quicker with my hands and a lot stronger with my hands. It also helped with the fluidity in my hips."
- Credits his mother, Ray Ann, for being where he is today. "She was a single mother and she raised me by herself. She didn't have a lot. But she made sure I was happy." Ray Ann has a degree in criminal justice and works as a social worker at a prison in Riverside, TX, with death-row inmates. Lane was proud to purchase his mother a new home in 2014.
- Received no offers coming out of high school to play football at the college level. "That left me with a bitter taste in my mouth and a chip on my shoulder. It motivated me then and still does to this day"
- Enjoyed reading *Relentless* by Tim S. Grover during this past offseason which taught him that "emotions before a game can distract you and that you should keep your emotions to a minimum to help maximize your performance."
- His graduating class from Groveton (TX) High School consisted of a total of 35 students. In fact, Groveton's listed population in 2010 was just 1,057.

## JOHNSON'S CAREER SERVICE

Regular Season			Playoffs		
Year	Team	GP/GS	Year	Team	GP/GS
2013	Philadelphia	16/16	2013	Philadelphia	1/1
2014	Philadelphia	12/12	<b>Totals</b>		<b>1/1</b>
2015	Philadelphia	11/11			
<b>Totals</b>		<b>39/39</b>	<b>Starts by position:</b> 2013: 16 at RT;		
			<b>2014:</b> 12 at RT; <b>2015:</b> 9 at RT, 2 at LT		
			<b>First NFL game and start:</b>		
			9/9/13 at Was.		



### BIRDSEED - Cont.

- Leaned on the advice of his father-in-law, John Goodman, a defensive lineman with the Steelers from 1981-85. "He's been a mentor to me. He's been in my shoes, been there, done that. He's taught me how to best work through adversity and the tough times."
- Kilgore head coach J.J. Eckert on his progression: "One day we were in a goal-line drill and we were short a tight end due to injuries and we have this big monster (Lane) sitting right next to us. We said, 'Could you go play tight end on this play? Just run through the C-gap and if you see someone, just hit 'em.' Well, he pancaked a linebacker and Division I college coaches were there and his stock went high basically just on one play in a goal-line drill."

### PERSONAL

- He and his wife, Chelsea, reside in Edmond, OK. They have a son, Jace, and a dog, Mox
- Played quarterback and safety at Groveton (TX) HS, where he was an all-region and honorable mention all-state selection. That school did produce former Oilers/Titans and Falcons RB Rodney Thomas
- Also lettered in track and field, as he placed fourth in the shot put at the state's track championships; in baseball, as a pitcher; and first baseman, and in basketball
- Hobbies include hunting and fishing
- Majored in human relations

### 2013 HIGHLIGHTS

- Made his NFL debut at Was. (9/9) and became the first rookie offensive lineman to start at tackle on opening day for the Eagles since John Welbourn in 1999 and the second rookie offensive lineman to start the season opener in the last three years (C Jason Kelce in 2011)
- Was part of an offensive line that helped block for the NFL's leading rusher, LeSean McCoy, who finished with a franchise-best 1,607 yards
- Helped the Eagles set a then-team record with 442 points scored and 6,676 total net yards

### COLLEGE HIGHLIGHTS

- As a senior in 2012, started 11 games at left tackle and garnered third-team All-America accolades from CBSSports.com and second-team All-Big 12 honors by the conference's coaches
- Was a two-time Academic All-Big 12 first-team honoree
- In 2012, anchored a Sooner offense that ranked 12th in the nation with 497.9 yards per game. Registered a team-best 123 knockdowns and his 19 TD-resulting blocks led the Big 12
- Started 12 games at right tackle as a junior in 2011 as the Sooners ranked 10th in the nation in scoring (39.5 ppg), fifth in offense (512.3 ypg) and fifth in passing (349.4 ypg) while allowing the seventh-fewest sacks in the nation (11)
- Began his sophomore season of 2010 as a tight end before being converted to defensive line
- Redshirted in 2009 after transferring from Kilgore (TX) College
- Appeared in nine games as a reserve quarterback at Kilgore, completing 32 of 61 passes for 510 yards, three touchdowns and seven interceptions, while adding 24 yards and a touchdown on 17 carries

### LIFE IN THE FAST LANE

Johnson did not start playing football until the 7th grade when he was a quarterback for his middle school squad in Coldspring, TX. He earned all-state honors as a QB in high school, but did not receive a scholarship offer. He began his college career at Kilgore (TX) College, where, at 202 pounds, he quarterbacked the Rangers in 2008 (pictured). After transferring to Oklahoma as a tight end in 2009, he redshirted for one year before playing tight end and defensive end in 2010. He finally settled in as a right offensive tackle in 2011 before moving to the left side in 2012



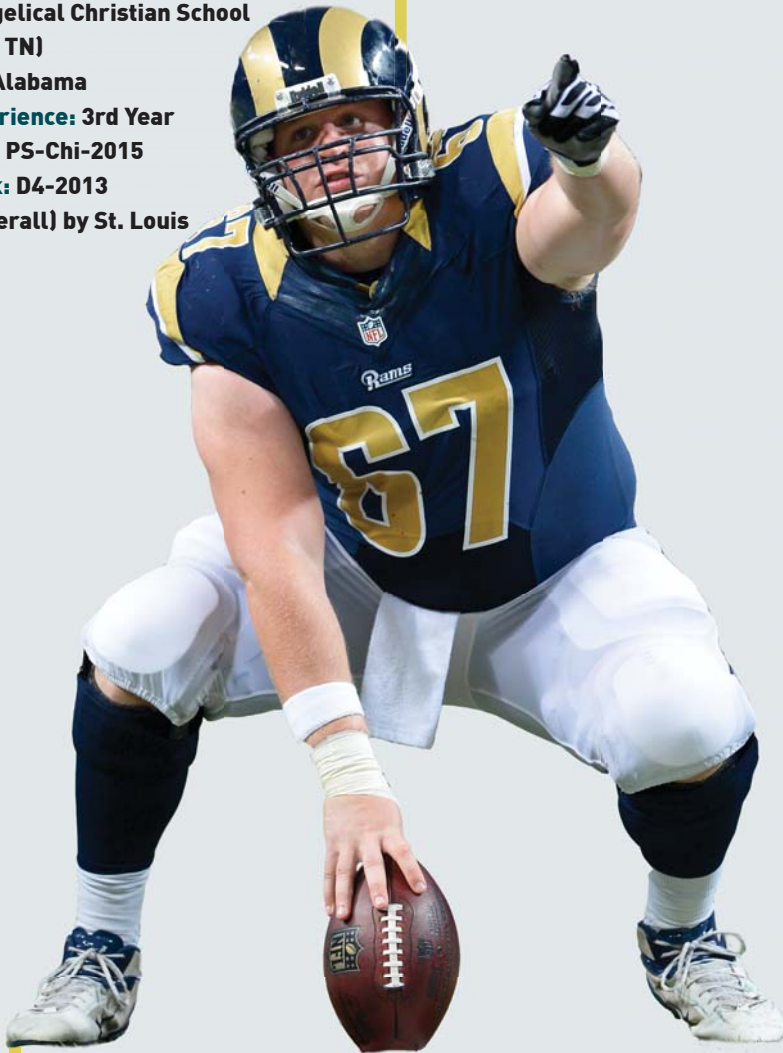
### TRANSACTIONS

2013	Drafted by PHI in 1st round (4th overall) ... signed 4-year contract
7/23/14	Suspended by NFL for 4 games
9/29/14	Activated from reserve/suspended list



**Height:** 6-4  
**Weight:** 308  
**Date Of Birth:** May 25, 1990  
**Hometown:** Cordova, TN  
**HS:** Evangelical Christian School  
 (Cordova, TN)  
**College:** Alabama  
**NFL Experience:** 3rd Year  
**Acquired:** PS-Chi-2015  
**Draft Pick:** D4-2013  
 (113th overall) by St. Louis

## VITALS

COLLEGE  
ACCOLADES

**2009:** First-Team Academic All-American  
 BCS National Champion  
**2010:** Third-team All American  
 First-Team All-SEC  
 First-team Academic All-American  
**2011:** Outland Trophy (Nation's Top Interior Lineman)  
 First-team All-American  
 First-team All-SEC  
 Jacobs Blocking Trophy (SEC's Top O-Lineman)  
 Wuerffel Trophy (Community Service)  
 ARA Sportsmanship Award  
 First-Team Academic All-American  
 BCS National Champion  
**2012:** Rimington Trophy (Nation's Top Center)  
 First-Team All-American  
 National Football Foundation's William V. Campbell  
 Award (Nation's Best Football Student Athlete)  
 CoSIDA/Capital One Academic All-American of the Year  
 BCS National Champion

**"I think Barrett has just a genuine, great character about him. He has great thoughts, habits, priorities. He's compassionate. He's willing to serve other people. The team is important to him...He's well-spoken, he really respects and appreciates other people. He's very positive. He's responsible. He's a very hard worker. It's so rare to find a combination of all those things in one person."**

- University of Alabama Head Coach Nick Saban

Originally a fourth-round draft selection of the St. Louis Rams in 2013, Barrett Jones was signed by the Eagles off of the Chicago Bears practice squad following Week 12 of the 2015 season. Jones appeared in 10 games for the Rams from 2013-14 before holding stints on both the Bears and Steelers practice squads in 2015. A key member of three national championship teams at Alabama, Jones started 50 games for the Crimson Tide during his collegiate career, including 25 games at right guard, 14 at center and 11 at left tackle.

## BIRDSEED

- During his career at Alabama, Jones excelled not only on the field, but also in the classroom. Following his senior season, Jones was awarded the National Football Foundation's William V. Campbell Award, which is considered by many to be the academic equivalent to the Heisman Trophy for student-athletes. Said Crimson Tide Head Coach Nick Saban: "We are very proud of Barrett for winning the Campbell Trophy. He is very deserving in terms of all that he has accomplished both academically and athletically. He is one of the finest human beings that I have ever had the opportunity to coach"

## PERSONAL

- Starred at Evangelical Christian School in Cordova, TN, where he was the top-rated prep player in the state of Tennessee
- Was a 2007 U.S. Army All-American selection and third-team EA Sports All-American choice following his senior year
- Named a 2007 finalist for Division II AA Mr. Football in Tennessee
- Garnered first-team All-State honors from *The Nashville Tennessean* and the Tennessee Sports Writers Association

## JONES' CAREER SERVICE

Regular Season		
Year	Team	GP/GS
2013	St. Louis	3/0
2014	St. Louis	7/0
<b>Totals</b>		<b>10/0</b>
<b>First NFL game:</b> 12/15/13 vs. NO		





## VITALS

**Height:** 6-2  
**Weight:** 221  
**Date Of Birth:** July 5, 1980  
**Hometown:** Baton Rouge, LA  
**HS:** Baton Rouge Catholic  
**College:** LSU  
**NFL Experience:** 12th year  
**Acquired:** FA (Hou) 2013  
**Draft Pick:** D7-04 (224th overall)  
 by Seattle

EAGLES  
PUNTING RECORDS

## GROSS AVERAGE - CAREER\*

1. Donnie Jones	45.1
2. Joe Muha	43.0
3. Sav Rocca	42.9

## NET AVERAGE - CAREER\*

1. Donnie Jones	40.2
2. Sav Rocca	37.6
3. Dirk Johnson	36.0

## PUNTS INSIDE 20 - CAREER^

1. Jeff Feagles	106
2. Sav Rocca	102
3. Sean Landeta	96
4. Donnie Jones	88

## GROSS AVERAGE - SEASON\*

1. Joe Muha, 1948	47.3
2. Donnie Jones, 2015	47.1
3. Mat McBriar, 2012	46.6
4. Donnie Jones, 2013	44.9

## NET AVERAGE - SEASON\*

1. Donnie Jones, 2015	41.7
2. Donnie Jones, 2013	40.4
3. Sav Rocca, 2010	39.0
4. Donnie Jones, 2014	38.9

\* Min. 100 punts

^ Became official stat in 1976

THREE-STEP  
DROP

**Actor that would play him in a movie:** Will Ferrell in a comedy and Robert De Niro in a drama

**First job:** Working in the Chicken Shack at Blue Bayou, a water park in Baton Rouge

**Career if not in football:** Working at a brokerage firm

**Favorite movie:** *The Shawshank Redemption*

**Favorite TV show:** Shows on HGTV and the *Real Housewives* series

**Favorite meal:** Cajun Creole food, red beans and rice, fried catfish

**Favorite musician:** Kenny Chesney, Eric Church

**Favorite place to visit:** Cabo San Lucas

**"The punting, the special teams and the field position have been outstanding. The field position, with Donnie putting it inside of the 20, is really unbelievable. He's as big of a reason for why we've had some success defensively as anybody."**

-Eagles Defensive Coordinator Bill Davis

A veteran of 11 NFL seasons, Donnie Jones signed a three-year deal with the Eagles following the 2013 season after proving to be a difference maker on special teams. In just two seasons, Jones has solidified himself as the top punter in franchise history in terms of both gross and net punting average. Jones was originally drafted by the Seattle Seahawks in the seventh round of the 2004 draft and went on to become a two-time All-Pro selection with St. Louis from 2008-09.

## CAREER HIGHLIGHTS

- Ranks ninth in NFL history in both gross punting average (45.5 yards per punt) and net punting average (39.5)
- Jones is the top punter in Eagles history in terms of both gross average and net average, while also ranking fourth with punts inside the 20 (88)
- One of only seven players in NFL history to record a 50.0 gross avg. in a season, accomplishing the feat in 2008 with St. Louis
- Garnered second-team All-Pro honors in both 2008 and 2009 while with the Rams and was also selected to the 2008 *USA Today* All-Joe team
- Set Texans' team records with a gross average of 47.2 yards and a net of 40.5 yards during his lone season with Houston in 2012
- Holds Rams' franchise records in punts, gross avg. and net avg.

## 2015 HIGHLIGHTS

- Currently holds the single-season team record for net average (41.7) and is second in gross average (47.1)
- Posted a 54.3-yard gross average and a 49.0-yard net average vs. NYG (10/19), which ranked for third-best and tied for second in a single game by an Eagles punter, respectively

## 2014 HIGHLIGHTS

- Finished the season ranked fourth in Eagles history with a 43.8-yard gross average and third with a 38.9-yard net average
- Set an Eagles record and tied a career high with 34 punts inside the 20-yard line, surpassing his previous record of 33 set in 2013. That total also tied Arizona's Drew Butler for the NFL lead in 2014
- Booted a 68-yarder vs. Dal. (12/14), tying for the third-longest punt of his career
- His 53.8-yard gross average at Ind. (9/15) was the third-highest single-game average in Eagles history
- Landed five punts inside the 20-yard line vs. Jax. (9/7)



## JONES' CAREER STATISTICS

Year	Team	GP	No	Yds	Avg	OppRet	Yards	TB	NetYds	NetAvg	In20	Lg	Blk	STT
2004	Seattle	6	26	988	38.0	11	79	2	869	32.2	6	51	1	1
2005	Miami	16	88	3,827	43.5	46	227	7	3,460	39.3	31	63	0	3
2006	Miami	16	85	3,640	42.8	49	367	10	3,073	35.7	28	64	1	1
2007	St. Louis	16	78	3,684	47.2	48	437	9	3,067	39.3	18	80	0	0
2008	St. Louis	16	82	4,100	50.0	57	590	7	3,370	41.1	20	68	0	2
2009	St. Louis	16	90	4,212	46.8	41	260	10	3,752	41.7	34	63	0	1
2010	St. Louis	16	94	4,276	45.5	45	435	4	3,761	40.0	32	63	0	1
2011	St. Louis	16	105	4,652	44.3	45	552	9	3,920	37.0	29	65	1	2
2012	Houston	16	88	4,150	47.2	48	483	5	3,567	40.5	28	66	0	2
2013	Philadelphia	16	82	3,681	44.9	28	223	5	3,358	40.4	33	70	1	1
2014	Philadelphia	16	76	3,331	43.8	29	238	7	2,953	38.9	34	68	0	0
2015	Philadelphia	11	59	2,781	47.1	30	140	5	2,541	41.7	21	60	2	0
<b>Totals</b>		<b>177</b>	<b>953</b>	<b>43,322</b>	<b>45.5</b>	<b>477</b>	<b>4,031</b>	<b>80</b>	<b>37,691</b>	<b>39.5</b>	<b>314</b>	<b>80</b>	<b>6</b>	<b>14</b>

## PLAYOFFS

2012	Houston	2	8	308	38.5	4	12	1	276	34.5	3	48	0	0
2013	Philadelphia	1	5	244	48.8	3	31	1	193	38.6	1	55	0	0
<b>Totals</b>		<b>3</b>	<b>13</b>	<b>552</b>	<b>42.5</b>	<b>7</b>	<b>43</b>	<b>2</b>	<b>469</b>	<b>36.1</b>	<b>4</b>	<b>55</b>	<b>0</b>	<b>0</b>

## CAREER HIGHS

<b>Punts</b>	11	[1/3/10 vs. SF]
<b>Yards</b>	551	[1/3/10 vs. SF]
<b>Long</b>	80	[10/21/07 at Sea.]
<b>Inside 20</b>	7	[12/1/13 vs. Ari.]
<b>Gross avg.</b>	56.3	[11/22/09 vs. Ari.]
<b>Net avg.</b>	52.3	[12/14/14 vs. Dal.]

## ADDITIONAL CAREER STATS

<b>Passing</b>	2008 (1-0-0)
<b>Rushing</b>	3-9; 2005 (1-0), 2006 (1-0), 2011 (1-9)
<b>Fumbles</b>	2006 (1)
<b>Kickoffs</b>	4-230; 2004 (1-54), 2005 (1-55), 2009 (1-63), 2012 (1-58)

## 2015 GAME-BY-GAME STATISTICS

Date	Opp	W/L	No	Yds	Avg	Net	TB	In20	Lg	Blk
Sep 14	at Atl	L	5	226	45.2	37.6	1	1	60	0
Sep 20	Dal	L	6	302	50.3	43.0	0	1	59	1
Sep 27	at NYJ	W	9	440	48.9	41.2	0	2	56	0
Oct 4	at Was	L	6	251	41.8	38.2	1	2	46	0
Oct 11	NO	W	1	50	50.0	49.0	0	0	50	0
Oct 19	NYG	W	4	217	54.3	49.0	1	1	57	0
Oct 25	at Car	L	5	233	46.6	45.6	0	3	54	0
Nov 8	at Dal	W	5	241	48.2	47.2	0	4	59	0
Nov 15	Mia	L	6	254	42.3	32.1	1	3	52	1
Nov 22	TB	L	6	279	46.5	40.0	1	2	51	0
Nov 26	at Det	L	6	288	48.0	46.3	0	2	60	0
Dec 6	at NE									
Dec 13	Buf									
Dec 20	Ari									
Dec 26	Was									
Jan 3	at NYG									
<b>Totals</b>			<b>59</b>	<b>2781</b>	<b>47.1</b>	<b>41.7</b>	<b>5</b>	<b>21</b>	<b>60</b>	<b>2</b>

## BIRDSEED

- Enjoys golfing in his spare time and plays four to five times a week during the offseason. If he could have one talent, he would love to be able to play professionally. "I'd like to be a really good golfer and play on the PGA tour," said Jones. "I'm not bad. I have my good days and my bad, but I love it."
- Has had the opportunity to play two of the most prestigious golf courses in the world - Merion and Pine Valley. Says his ideal foursome to play a round with would be himself, Arnold Palmer, Jack Nicklaus and Tiger Woods
- **Favorite part of playing football:** "The relationships," said Jones. "The people you meet, the guys you play with. Football is such a great team sport and it's about everybody coming together and working towards a common goal of winning."

## PERSONAL

- **Greatest love besides football:** "Definitely my family," Jones said. "That's something that's very important to me, especially when you have kids. It's so important to be that positive influence for them. I love being able to spend time with them away from football, whether it's going to their games or on vacations with the whole family. It's great to be able to spend quality time with them and help create memories that our kids will have for forever."
- **Nickname:** Donnie Longball. Was given to him by teammate Connor Barwin
- He and his wife, Aubrie, have a son, Weston, a daughter, Addison, and also have one dog, a poodle named Rilie



## VITALS

**Height:** 6-3  
**Weight:** 295  
**Date Of Birth:** November 5, 1987  
**Hometown:** Cleveland, OH  
**HS:** Cleveland Heights  
**College:** Cincinnati  
**NFL Experience:** 5th Year  
**Draft Pick:** D6a-11 (191st overall) by Philadelphia

## IN THE TRENCHES

**Favorite O-lineman:**  
 Lou Groza

**Most underrated attribute of playing O-line:**  
 Intelligence

**Most memorable block:**  
 "Snow Bowl vs. Detroit. The entire offensive line pushed the Lions defense into the end zone on a QB sneak."

## THREE-STEP DROP

**In any other sport, what position would you play and what team:**

Center for the Philadelphia Flyers

**Three must-haves on a deserted island:** Duct tape, lighter, fishing pole

**First jersey owned:** Mark Price, Cleveland Cavaliers

**Pregame ritual:** Listen to Christmas music and comb my beard

**Favorite movies:** *The Big Lebowski*, *The Last Gladiators*

**First job:** Working at a youth ice hockey camp at 14 years old

**First football team:** Roxboro Rockets in the 7th grade. Played linebacker and fullback

## Pro Bowls: 2015

**"He's the conductor of the whole band. It's a pleasure to coach him. He does it all for us out there."**

- Eagles Offensive Line Coach Jeff Stoutland

Jason Kelce arrived at the University of Cincinnati as a walk-on linebacker in 2006. He is now a Pro Bowl center with the Eagles and anchors the line of one of the league's most prolific offenses. Between then and now, Kelce used an incredible amount of athleticism, diligent work ethic, and intelligence to make his present a reality. A 6th round draft pick of the Eagles in 2012, Kelce made the most of his opportunity as a rookie and became an immediate starter. Following the 2013 season, he was rewarded with a seven-year contract extension through 2020.

## 2014 HIGHLIGHTS

- Voted to the Pro Bowl for the first time, becoming the first Eagles center to gain such recognition since Jim Ringo was named to his 10th Pro Bowl following the 1967 campaign
- Helped the Eagles generate 6,348 total yards of offense: the fifth-highest total in the NFL. Also paved the way for LeSean McCoy, who finished third in the NFL with 1,319 yards

## BIRDSEED

- Serves as a spokesman for Dietz & Watson, a deli foods manufacturer based in Philadelphia. Said Kelce, "It's been a lifelong dream to be affiliated with the official meat provider of a National Football League team." Kelce also supports the company's military appreciation efforts
- His experience as a linebacker and running back in high school have helped him become the player he is today. "Playing linebacker definitely helped me as an offensive lineman. If you can get in the head of the players you are going up against, that's a huge advantage, like a quarterback who knows what the safeties are thinking."
- Also grew up playing a variety of different sports including hockey, lacrosse, soccer and baseball. "Playing all of those sports has helped me adapt to any circumstance that is thrown my way."
- In 2014, Kelce became the first professional athlete to compete in Wing Bowl, an annual chicken wing eating contest conducted by the Eagles flagship radio station, 94 WIP. He ate 65 wings in 14 minutes



## KELCE'S CAREER SERVICE

Regular Season			Playoffs		
Year	Team	GP/GS	Year	Team	GP/GS
2011	Philadelphia	16/16	2013	Philadelphia	1/1
2012	Philadelphia	2/2	<b>Totals</b>		<b>1/1</b>
2013	Philadelphia	16/16	<b>First NFL game and start:</b>		
2014	Philadelphia	12/12	9/11/11 at StL		
2015	Philadelphia	11/11			
<b>Totals</b>		<b>57/57</b>			



## PERSONAL

- Attended Cleveland Heights (OH) High School, performing as a linebacker and running back for head coach Mike Jones. Was a two-time All Lake Erie-Lake League selection
- Graduated from Cincinnati with a degree in marketing
- Comes from a football lineage, as his younger brother, Travis, was a teammate at Cincinnati (2008-10) as a tight end and was drafted by Kansas City in 2013. His uncle, Don Blalock, played defensive tackle for Purdue (1976-77) and his grandfather, Don Blalock, played football at Ohio University
- Son of Donna and Ed Kelce. Donna works in banking, while Ed is a sales rep in the steel business. Cites his dad as the biggest influence on his career. "He really pushed me to be the best I could be and was somebody that I've always looked up to."
- **Favorite teams/players growing up:** "I was a huge fan of all the Cleveland sports teams. I was also a fan of the star players like Michael Jordan, Wayne Gretzky and Jerome Bettis."
- Pundits have compared him to All-Pro Jeff Saturday. Kelce met with Saturday after his rookie season to pick his brain. "One of the things I learned from him is that it's not only a physical battle between you and the defensive linemen, but it's also a mental battle."
- Kelce on twitter: @JKelce ... on Instagram: jkelce

## 2013 HIGHLIGHTS

- Named the team's Ed Block Courage Award recipient in 2013. The award honors those NFL players who exemplify commitment to the principles of sportsmanship and courage and is given by a vote of the team for efforts as well as individual performance
- Garnerned *USA Today's* 2013 All-Joe team honors, which recognizes the NFL players whose work doesn't necessarily garner headlines, but is integral to the success of their team
- Part of an offensive line that helped block for the NFL's leading rusher, LeSean McCoy, who finished with a franchise-best 1,607 yards
- Helped Eagles set a team record with 6,676 total yards of offense and a then-team record 442 points

## 2011 HIGHLIGHTS

- Was named to *Dallas Morning News* columnist Rick Gosselin's NFL All-Rookie team after starting all 16 games for an offense that set a team record in first downs (356) and a then-team record in total net yards (6,386)
- Along with Danny Watkins, became the first Eagles rookie line-men duo to start 10-or-more games in the same season
- Became the first Eagles rookie offensive lineman to start all 16 games since Doug Brzezinski did so in 1999 and the first rookie in team history to start every game at center. He is also just the 16th player in NFL history to start every game at center during a rookie campaign
- Was part of an offensive line that received the Madden Protector Award at NYG (11/20) and vs. Dal. (10/30). This award is given each week of the regular season to the NFL's top performing offensive line and recognizes the fundamental role offensive linemen play in their teams' success

## KELCE'S BROTHERLY LOVE



Jason's brother, Travis (shown left on both photos above), is a tight end for the Kansas City Chiefs. The two were teammates at Cincinnati in 2008-10.

## COLLEGE HIGHLIGHTS

- Kelce started his final 38 games at Cincinnati during a 47-game career – 26 at left guard and 12 at center
- Started 12 games at center in 2010, and was an All-American honorable mention and All-Big East Conference first-team selection by *The NFL Draft Report*, adding second-team All-Big East honors from the league's coaches
- Helped an inexperienced unit lead the Big East in passing offense (260.7 yards per game), total offense (417.3 yards per game) and scoring offense (27.1 points per game), despite injuries at the quarterback position
- As a junior in 2009, earned All-Big East Conference second-team honors while starting all 13 games at left guard
- In 2008, earned Sophomore All-American third-team and All-Big East Conference second-team honors from *The NFL Draft Report* in his first season as a starter. Lined up at left offensive guard for all 13 games and paved the way for an offense that averaged 370.6 yards per game
- In 2007, the former walk-on linebacker added over 40 pounds to his frame during the offseason, shifting to the offensive line, where he competed in nine games as a reserve at center and both offensive guard positions
- Joined the team as a walk-on in 2006, earning Scout Team Defensive Player of the Year honors while lining up as a 240-pound linebacker

## INJURY HISTORY

- Was inactive at SF (9/28/14), vs. StL (10/5/14), vs. NYG (10/12/14) and at Ari. (10/26/14) due to a sports hernia suffered vs. Was. (9/21/14)
- Placed on season-ending injured reserved after suffering a partially-torn ACL and a torn MCL during the third quarter vs. Bal. (9/16/12)

## TRANSACTIONS

- |         |  |
|---------|--|
| 2011    | Drafted by PHI in 6th round ... signed 4-year contract |
| 9/18/12 | Placed on Injured Reserve (knee)                       |
| 2/27/14 | Signed by PHI to a 7-year contract through 2020        |





## VITALS

**Height:** 6-8  
**Weight:** 321  
**Date Of Birth:** January 16, 1990  
**Hometown:** Chicago Heights, IL  
**HS:** Marian Catholic (Chicago Heights, IL)  
**College:** Purdue  
**NFL Experience:** 4th Year  
**Draft Pick:** D5-12 (153rd overall) by Philadelphia

## COLLEGE ACCOLADES

**2011:** Purdue Offensive MVP  
 Hon. Mention All-Big Ten  
**2010:** Purdue Offensive MVP  
 Hon. Mention All-Big Ten  
 Academic All-Big Ten  
**2009:** Academic All-Big Ten

## THREE-STEP DROP

**If he could play another sport, what team/position:** Compete in a WWE main event

**Hobbies:** Watching movies and pro wrestling, video games and golf

**Pets:** Two dogs named Harley and Sanford

**First job:** Golf caddy

**If he could be any superhero, he would be:** Batman

**Three items needed on deserted island:** Portable fan, machete, lighter

**Funniest Eagle:** Jason Kelce

**Favorite Halloween costumes:** Football player and a knight

**Favorite meal:** His dad's spaghetti

**Favorite book:** *To Kill A Mockingbird*

**Favorite movies:** *Boondock Saints* and *The Dark Knight* trilogy

**Favorite TV show:** *How I Met Your Mother*

**Favorite musical artists:** Killswitch Engage and Breaking Benjamin

**Favorite Philly restaurant:** Chickie's & Pete's

A young and versatile lineman, Dennis Kelly was originally a fifth-round selection of the Eagles in the 2012 NFL Draft. Kelly has provided quality depth for the Eagles offensive line, seeing spot starts at right tackle, right guard and left guard during his tenure in Philadelphia. A four-year letterman at Purdue, Kelly was named a team co-captain as a senior and was a two-time offensive MVP.

## 2014 HIGHLIGHTS

- Started at LG for the first time in his career at Ind. (9/15), filling in for an injured Evan Mathis

## BIRDSEED

- Enjoyed working in the community during his time at Purdue. Kelly would volunteer at the Boys & Girls Club and would also work the PALs football camp every summer
- Claims that the biggest influence on his life and career is his entire family. "We're a Southside [Chicago] Irish family, so we share a really tight bond and they've inspired me to get to where I am today."
- His brother, Tim, played football at Eastern Illinois and is currently an offensive quality control coach for the Houston Texans

## IN THE TRENCHES

- Favorite o-lineman of all-time:** Former Rams tackle Orlando Pace. "He forever changed the way offensive linemen are labeled. If you have a stat grid created for you as an offensive lineman [referencing Pace], then that means you were probably a very special player, and that he was."
- Most challenging aspect of his job:** "Putting everything together both mentally and physically. From your decision-making, to reading the defense and various blitz packages, to the different schemes - it takes a lot of patience and concentration."
- Most memorable block:** Pancaking Cowboys DT Jay Ratliff right in front of the Eagles bench
- Best players he ever lined up against:** Raiders DE Justin Tuck and Redskins LB Ryan Kerrigan
- Most underrated attribute at tackle:** "The one-on-one aspect of the game. Although you're competing as an offense and as a line to accomplish certain goals, tackle is the only offensive position where you are put out on an island or out in space and have a protection assignment."
- Worst part of being 6-8, 321:** "You can't hide anywhere and you always stand out in public. It's always tough to go shopping for shoes, shirts and pants. Shirts are either too big or not long enough."

## KELLY'S CAREER SERVICE

Regular Season			Playoffs		
Year	Team	GP/GS	Year	Team	GP/GS
2012	Philadelphia	13/10	2013	Philadelphia	0/0
2013	Philadelphia	0/0	<b>Totals</b>		<b>0/0</b>
2014	Philadelphia	3/3	<b>Starts by position:</b> 2012: 3 at RG, 7 at RT, 2014: 2 at LG, 1 at RG, 2015: 2 at RT		
2015	Philadelphia	9/2			
<b>Totals</b>		<b>25/15</b>	<b>First NFL game:</b> 9/23/12 at Ari.		
			<b>First NFL start:</b> 10/28/12 vs. Atl.		



## VITALS

**Height:** 6-0  
**Weight:** 240  
**Date Of Birth:** September 28, 1990  
**Hometown:** Fresno, CA  
**HS:** Hoover (Fresno, CA)  
**College:** California  
**NFL Experience:** 4th year  
**Draft Pick:** D2a-12 (46th overall) by Philadelphia

## 4+ SACKS & 3+ INTs IN EAGLES HISTORY (SINCE 1982)

Player (Season)	Sacks	INTs
Seth Joyner (1992)	6.5	4
Seth Joyner (1991)	6.5	3
William Thomas (1996)	5.5	3
Mychal Kendricks (2013)	4.0	3

## EAGLES 2014 TACKLE LEADERS

1. Malcolm Jenkins (16 games)	113
2. Mychal Kendricks (12 games)	108
3. Connor Barwin (16 games)	83

## THREE-STEP DROP

**Three items desired on deserted island:** A spigot to extract clean water and a pen and paper to record his thoughts on the island

**First job:** Worked the concession stands for several local semi-pro teams

**Models his game after:** Patrick Willis and Dwight Freeney

**Funniest Eagle:** Lane Johnson

**If he could play another sport what team/position:** Defender for Barcelona

**Best players he's ever lined up against:** Aaron Rodgers and Drew Brees

**First jersey:** Shaquille O'Neal, Orlando Magic

**Favorite meals:** His mom's chicken fettuccine Alfredo and tacos, his stepmom Joanne's ribs and his dad's fried potatoes

**Favorite athletes growing up:** Michael Jordan, Terrell Davis, Charles Woodson

**"There's such a drive there with him. You either have it or you don't. He does, and the potential is unlimited for him."**

- Eagles Linebacker DeMeco Ryans

A second-round draft choice of the Eagles in 2012, the speedy and instinctive Mychal Kendricks was immediately inserted as a starter on the Eagles defense in his rookie campaign and has since developed into one of the unit's top playmakers, signing a four-year extension in 2015 that will keep him in Philly through the 2019 season. The 2011 Pac-12 Defensive Player of the Year at Cal, Kendricks appeared in all 51 games during his four-year college career.

## BIRDSEED

- Mychal's father, Marvin, was on the Eagles training camp roster in 1972 after playing college football at UCLA, where he led the Bruins in rushing twice in 1970 and 1971. Said Mychal: "He was so happy the day I got drafted here because the Eagles were his team. I remember being so excited, but he may have even been more excited. He followed them all the time when I was growing up. It was a dream come true for the both of us."
- Kendricks' brother, Eric, was a second-round choice of the Vikings in the 2015 NFL Draft

## CAREER HIGHLIGHTS

- Is one of only three Eagles since 1982 to post at least four sacks and three interceptions in a single season, recording four sacks and three picks in 2013. Joined Williams Thomas (1996) and Seth Joyner (1991 and '92) as the only other Eagles to accomplish the feat
- Along with DeMeco Ryans, the duo became the first pair of linebackers in team history to post 4+ sacks and 2+ interceptions in the same season in 2013

## 2015 HIGHLIGHTS

- Stripped the ball loose from Buccaneers RB Bobby Rainey in the second quarter vs. TB (11/22), his first forced fumble of the season
- Tallied his third consecutive game with a sack - the longest streak of his career - when he dropped Dolphins QB Ryan Tannehill for an eight-yard loss vs. Mia. (11/15)
- Notched his second sack in as many games after dropping Cowboys QB Matt Cassel for a six-yard loss in a win at Dal. (11/8). It was the third time in his career posting at least one sack in back-to-back games (Nov. 2-10, 2014 and Dec. 15-22, 2013)
- Recorded his 10th career sack when he brought down Panthers QB Cam Newton for a seven-yard loss at Car. (10/25). Also contributed seven tackles to tie the team lead

## INJURY REPORT

- Was rendered inactive vs. NYG (10/19), vs. NO (10/11) and at NYJ (9/27) with a hamstring injury sustained vs. Dal. (9/20)
- Suffered a hamstring injury at Was. (10/4) and did not return



## KENDRICKS' CAREER STATISTICS

Year	Team	GP/GS	TACKLES					PASS DEFENSE					FUMBLES			DEF SNAPS		ST
			Total	Solo	Asst	TFL	Sacks	Int	Yards	Lg	TD	KD	FF	FR	Yards	Played	Pct	T
2012	Philadelphia	15/14	88	70	18	8.0	1.0	0	0	--	0	11	0	0	0	927	88%	0
2013	Philadelphia	15/15	137	96	41	3.0	4.0	3	25	18	0	1	1	4	0	991	83%	0
2014	Philadelphia	12/11	108	77	31	4.0	4.0	0	0	--	0	2	3	0	0	761	66%	0
2015	Philadelphia	8/8	55	42	13	5.0	3.0	0	0	--	0	0	1	0	0	394	48%	1
<b>Totals</b>		<b>50/48</b>	<b>388</b>	<b>285</b>	<b>103</b>	<b>20.0</b>	<b>12.0</b>	<b>3</b>	<b>25</b>	<b>18</b>	<b>0</b>	<b>14</b>	<b>5</b>	<b>4</b>	<b>0</b>	<b>---</b>	<b>---</b>	<b>0</b>

## PLAYOFFS

2013	Philadelphia	1/1	10	10	0	1.0	0.0	0	0	0	0	0	0	0	0	72	100%	0
<b>Totals</b>		<b>1/1</b>	<b>10</b>	<b>10</b>	<b>0</b>	<b>1.0</b>	<b>0.0</b>	<b>0</b>	<b>0</b>	<b>0</b>	<b>0</b>	<b>0</b>	<b>0</b>	<b>0</b>	<b>0</b>	<b>---</b>	<b>---</b>	<b>0</b>

## 2015 GAME-BY-GAME STATISTICS

Date	Opp	W/L	GP/GS	S	A	TT	Sac	Hur	Int	Yds	Lg	KD	FF	FR	Snap	Pct
Sep 14	at Atl	L	1/1	6	4	10	0.0	0	0	0	0	0	0	0	77	100%
Sep 20	Dal	L	1/1	6	0	6	0.0	0	0	0	0	0	0	0	39	46%
Sep 27	at NYJ	W	0/0	INACTIVE/HAMSTRING												
Oct 4	at Was	L	1/1	3	4	7	0.0	0	0	0	0	0	0	0	11	13%
Oct 11	NO	W	0/0	INACTIVE/HAMSTRING												
Oct 19	NYG	W	0/0	INACTIVE/HAMSTRING												
Oct 25	at Car	L	1/1	7	0	7	1.0	0	0	0	0	0	0	0	52	85%
Nov 8	at Dal	W	1/1	5	0	5	1.0	0	0	0	0	0	0	0	56	72%
Nov 15	Mia	L	1/1	6	2	8	1.0	0	0	0	0	0	0	0	40	60%
Nov 22	TB	L	1/1	4	1	5	0.0	0	0	0	0	0	1	0	56	72%
Nov 26	at Det	L	1/1	5	2	7	0.0	0	0	0	0	0	0	0	63	88%
Dec 6	at NE															
Dec 13	Buf															
Dec 20	Ari															
Dec 26	Was															
Jan 3	at NYG															
<b>Totals</b>			<b>8/8</b>	<b>42</b>	<b>13</b>	<b>55</b>	<b>3.0</b>	<b>0</b>	<b>0</b>	<b>0</b>	<b>0</b>	<b>0</b>	<b>1</b>	<b>0</b>	<b>394</b>	<b>48%</b>

## CAREER HIGHS

<b>Tackles</b>	17	(10/27/13 vs. NYG)
<b>Sacks</b>	2.0	(12/22/13 vs. Chi.)
<b>INTs</b>	1	(3x - 12/29/13 at Dal.)

## PERSONAL

- **Most underrated attribute of playing linebacker:** "You need to be a little crazy. All good linebackers either have a few screws loose or a few screws wound too tight. It's a high-contact position and you need to not only not be afraid to constantly hit people, you need to love it. Only crazy people can do that."
- A huge fan of former Broncos running back Terrell Davis growing up, Kendricks donned #30 in college in honor of him
- Starred at Hoover HS in Fresno, CA, leading his club with 175 tackles and 4.0 sacks as a senior, while also registering a team-best 742 rushing yards on 103 carries and six touchdowns, as well as 1,035 all purpose yards
- Parents are Yvonne Thagon and Marvin Kendricks. Yvonne is a pharmacist technician and Marvin is a retired social worker. Also has a stepmother, Joanne, who is a medical sales rep for Merck
- His three brothers all played college football: Chad (graduated from Sacramento State), Terence (graduated from Fresno State) and Eric (graduated from UCLA). Eric currently plays for the Minnesota Vikings
- **Most underrated attribute of playing linebacker:** "You need to be a little crazy. All good linebackers either have a few screws

loose or a few screws wound too tight. It's a high-contact position and you need to not only not be afraid to constantly hit people, you need to love it. Only crazy people can do that."

- Starred at Hoover HS in Fresno, CA, leading his club with 175 tackles and 4.0 sacks as a senior, while also registering a team-best 742 rushing yards on 103 carries and six touchdowns, as well as 1,035 all purpose yards
- A huge fan of former Broncos running back Terrell Davis growing up, Kendricks donned #30 in college in honor of him

## RENAISSANCE MAN

While he was always known for his athletic talents on the field growing up, Kendricks' passion off the field is in the fine arts. Kendricks attended Bullard Talent, a private school that specializes in the fine arts from kindergarten through 8th grade. While there, Kendricks acted in plays such as *Robin Hood*, *Aladdin* and *The Lion King*. He also learned to dance in hip-hop, urban, tap and jazz styles. Said Kendricks: "I really have an appreciation for all kinds of art and going there really instilled that in me at a young age. I would go there during the day and then play sports for other schools. I remember you'd have to win a raffle to get your kids in, so my mom did that for me and I got lucky."



**Height:** 5-11**Weight:** 190**Date Of Birth:** January 18, 1992**Hometown:** Snellville, GA**HS:** South Gwinnett (Snellville, GA)**College:** Vanderbilt**NFL Experience:** 1st Year**Acquired:** FA 2015**Draft Pick:** Undrafted**VITALS**
**2013  
VANDERBILT  
RECEIVING LEADERS**
**RECEIVING YARDS**

1. Jordan Matthews	1,477
2. Jonathan Krause	714

**RECEPTIONS**

1. Jordan Matthews	112
2. Jonathan Krause	42

**RECEIVING TDS**

1. Jordan Matthews	7
2. Jonathan Krause	3

A four-year letterman at Vanderbilt, Jonathan Krause was signed to the Eagles 53-man roster prior to Week 12 of the 2015 season after originally joining the team's practice squad following Week 2. He previously held stints with both the Cleveland Browns and New England Patriots. A college teammate of Eagles WR Jordan Matthews at Vanderbilt, Krause played in 49 games with 26 starts over the course of his collegiate career and set career highs with 42 catches, 714 receiving yards and three touchdowns as a senior in 2013.

**PERSONAL**

- Attended South Gwinnett HS in Snellville, Ga., where he was a three-year starter at wide receiver and ranks as the school's all-time leader in receptions with 132
- Was a captain as a senior in 2009, earning honorable mention 5A all-state honors
- Also was team MVP in track, finishing third in the state long jump as a senior with a school-record leap of 23-10 1/2 and finished fourth in the state in the 400m as a junior
- Son of Harold and Janice Krause
- Has two sisters, Jasmine and Janel, and a brother, Jordan
- Related to former Philadelphia 76ers guard Aaron McKie and former NFL running back Jason McKie
- Majored in economics at Vanderbilt

**COLLEGE HIGHLIGHTS**

- Played in 49 games with 26 starts over four seasons at Vanderbilt, posting 98 catches for 1,197 yards and three touchdowns. Also rushed 20 times for 196 yards and two touchdowns, and returned 63 punts for 427 yards and two touchdowns
- Started 11-of-13 games as a senior in 2013, setting career highs with 42 receptions for 714 yards and three touchdowns
- Played in all 13 games as a junior in 2012 and set career highs with 25 punt returns for 281 yards and two touchdowns
- Played in all 13 games with five starts at wide receiver as a sophomore in 2011, posting 23 catches for 171 yards
- Was one of two true freshmen at Vanderbilt to play wide receiver in 2010 appearing in every game with 10 starts. Recorded 24 catches for 243 yards and six rushes for 121 yards and two touchdowns

**TRANSACTIONS**

2014	Signed by CLE as a rookie free agent
8/25/14	Released by CLE
10/24/14	Signed by NE to the practice squad
10/31/14	Released by NE
11/05/14	Signed by NE to the practice squad
2/05/15	Re-signed by NE
9/19/15	Released by NE
9/22/15	Signed by PHI to the practice squad
11/24/15	Signed by PHI from the practice squad to the active roster



**Height:** 6-2  
**Weight:** 200  
**Date Of Birth:** November 19, 1987  
**Hometown:** Hialeah, FL  
**HS:** Hialeah Miami Lakes HS  
**College:** Duke  
**NFL Experience:** 4th Year  
**Acquired:** FA (2015)  
**Draft Pick:** Undrafted

## VITALS

COLLEGIATE  
PASSING RECORDS

## ACC CAREER PASSING YARDS

1. Philip Rivers (NCST)	13,484
2. Tajh Boyd (CLEM)	11,904
3. Thad Lewis (DUKE)	10,065
4. Chris Weinke (FSU)	9,839
5. Riley Skinner (WAKE)	9,762

## DUKE CAREER PASSING TDS

1. Thad Lewis (2006-09)	67
2. Ben Bennett (1980-83)	55
3. Sean Renfree (2009-12)	51

## DUKE CAREER PASSING YARDS

1. Thad Lewis (2006-09)	10,065
2. Ben Bennett (1980-83)	9,614
3. Sean Renfree (2009-12)	9,465

***"The thing I like the most about Thad is he's a gritty guy. He's a tough, tough player. He throws the ball well and he's got a good understanding of the game. So he's just a guy that we thought would be smart to bring in."***

**-Eagles Offensive Coordinator Pat Shurmur**

Originally an undrafted free agent signee of the St. Louis Rams in 2010, Thad Lewis was signed by the Eagles as a free agent following Week 2 of the 2015 season. Prior to joining the Eagles, Lewis was a member of the Cleveland Browns during the 2015 offseason before being released as part of the team's final roster cutdown following the preseason. Lewis has appeared in seven career games with six starts for the Buffalo Bills (2013) and Browns (2012). A four-year starter at Duke, Lewis holds the Blue Devils record for career passing yards (10,065) and career touchdown passes (67).

## 2013 HIGHLIGHTS (WITH BUFFALO)

- Appeared in six games with five starts, completing 93 of 157 passes for 1,092 yards and four touchdowns, while adding 52 yards and a touchdown on 24 carries
- Threw for a career-best 247 yards on 16 of 29 passing and added one touchdown at NE (12/29)
- Completed 19-of-32 passes for 216 yards and a career-best two touchdowns and 100.5 passer rating while added 17 yards and one touchdown on seven carries vs. Cin. (10/13)

## 2012 HIGHLIGHTS (WITH CLEVELAND)

- Made his NFL debut in the team's finale at Pit. (12/30), completing 22-of-33 attempts for 204 yards and a touchdown

## COLLEGE HIGHLIGHTS

- Was a four-year letterman at Duke and set school career records for passing yards (10,065), passing touchdowns (67) and completions (877) from 2006-09
- Finished his career as one of just two players in ACC history to throw for more than 10,000 yards in their career, joining Philip Rivers (13,484) of NC State
- Set a school record with 206 consecutive passes without an interception
- As a senior in 2009, completed 274 of 449 passes for 3,330 yards with 20 touchdowns, while adding 48 yards and a team-high four touchdowns on the ground
- Led the ACC and ranked 10th nationally in passing yards per game as a senior (277.5)
- As a junior in 2008, set a school single-season record for touchdown-to-interception ratio with 15 TDs to just six interceptions. Started 11 games and threw for 2,171 yards on 62% passing



### COLLEGE HIGHLIGHTS - Cont.

- Threw for 2,430 yards and 21 touchdowns as a sophomore in 2007
- In 2006, established school single-season freshman records for pass completions (180), pass attempts (340), passing yards (2,134), total offensive yards (2,060), total offensive plays (439), pass efficiency (106.93), 100-yard passing games (10), 200-yard passing games (five), games with 20+ pass completions (four) and yards per pass attempt (6.28)

### PERSONAL

- Played at Hialeah Miami Lakes (FL) High School, where he passed for 1,237 yards and 12 touchdowns as a senior while leading the team to the state playoffs
- Holds the Thad Lewis Football Clinic in Miami each year
- Full name is Thaddeus Cowan Lewis

### TRANSACTIONS

2010 Signed by STL as a rookie free agent  
 9/18/10 Waived by STL  
 9/21/10 Signed by STL to the practice squad  
 1/4/11 Re-signed by STL  
 9/3/11 Waived by STL  
 9/4/11 Claimed by CLE off waivers from STL  
 10/11/12 Waived by CLE  
 10/13/12 Signed by CLE to the practice squad  
 12/24/12 Signed by CLE to the active roster  
 5/23/13 Waived by CLE  
 5/28/13 Signed by DET  
 8/25/13 Traded from DET to BUF for LB Chris White  
 8/31/13 Waived by BUF  
 9/1/13 Signed by BUF to the practice squad  
 10/7/13 Signed by BUF to the active roster  
 8/26/14 Released by BUF  
 11/26/14 Signed by HOU  
 3/9/15 Released by HOU  
 3/12/15 Signed by CLE  
 9/5/15 Released by CLE  
 9/21/15 Signed by PHI to 1-year contract

### LEWIS' CAREER STATISTICS

			PASSING										RUSHING					OFF SNAPS	
Year	Team	GP/GS	Att	Cmp	Pct	Yds	Y/A	TD	Int	Lg	Sk/Yd	Rat	Att	Yds	Avg	Lg	TD	No	Pct
2010	St. Louis	0/0	0	0	---	0	---	0	0	--	0/0	---	0	0	---	--	0	0	0%
2011	Cleveland	0/0	0	0	---	0	---	0	0	--	0/0	---	0	0	---	--	0	0	0%
2012	Cleveland	1/1	32	22	68.8	204	6.4	1	1	23	3/14	83.3	1	3	3.0	3	0	62	6%
2013	Buffalo	6/5	157	93	59.2	1092	7.0	4	3	57	18/100	81.0	24	52	2.2	8	1	356	31%
2014	Houston	0/0	0	0	---	0	---	0	0	--	0/0	---	0	0	---	--	0	0	0%
2015	Philadelphia	0/0	0	0	---	0	---	0	0	--	0/0	---	0	0	---	--	0	0	0%
<b>Totals</b>		<b>7/6</b>	<b>189</b>	<b>115</b>	<b>60.8</b>	<b>1296</b>	<b>6.9</b>	<b>5</b>	<b>4</b>	<b>57</b>	<b>21/114</b>	<b>81.4</b>	<b>25</b>	<b>55</b>	<b>2.2</b>	<b>8</b>	<b>1</b>	<b>--</b>	<b>--</b>

### 2015 GAME-BY-GAME STATISTICS

				PASSING										RUSHING					SNAPS	
Date	Opp	W/L	GP/GS	Att	Cmp	Pct	Yds	Y/A	TD	Int	Lg	Sack/Yds	Rat	Att	Yds	Avg	Lg	TD	No	Pct
SIGNED BY PHILADELPHIA TO THE 53-MAN ROSTER ON 9/21/15																				
Sep 27	at NYJ	W	0/0																0	0%
Oct 4	at Was	L	0/0																0	0%
Oct 11	NO	W	0/0																0	0%
Oct 19	NYG	W	0/0																0	0%
Oct 25	at Car	L	0/0																0	0%
Nov 8	at Dal	W	0/0																0	0%
Nov 15	Mia	L	0/0																0	0%
Nov 22	TB	L	0/0																0	0%
Nov 26	at Det	L	0/0																0	0%
Dec 6	at NE																			
Dec 13	Buf																			
Dec 20	Ari																			
Dec 26	Was																			
Jan 3	at NYG																			
<b>Totals</b>			<b>0/0</b>	<b>0</b>	<b>0</b>	<b>---</b>	<b>0</b>	<b>---</b>	<b>0</b>	<b>0</b>	<b>--</b>	<b>0/0</b>	<b>---</b>	<b>0</b>	<b>0</b>	<b>---</b>	<b>--</b>	<b>0</b>	<b>0</b>	<b>0%</b>

Height: 6-2

Weight: 315

Date Of Birth: December 28, 1989

Hometown: Coushatta, LA

HS: Red River (Coushatta, LA)

College: LSU

NFL Experience:

3rd Year

Draft Pick:

D3-13 (67th overall)

by Philadelphia

## VITALS

THREE-STEP  
DROP

In any other sport, what position would you play and what team:

Goaltender for the Los Angeles Kings

Three must-haves on a deserted island: Gun, matches, fresh water

Favorite Superhero: Hulk

Favorite TV Show: Life Below Zero and The First 48

Nicknames: Mad Dog and Smoke

Favorite animal: Shark

Bucket list: Travel to Africa and tour the continent

That Happened: Once mistaken for James Harden by a fan while attending a 76ers-Rockets game

***"He's a smart football player, hard worker. He's stout. Built the way we want him. He's a real long arm guy in there. He's got really good levers trying to keep the center off of him and making plays. He can hold off the center, get off the block and make tackles."***

- Eagles Head Coach Chip Kelly

A 3rd round draft choice of the Eagles in 2013, Bennie Logan has been a dependable force and productive member of the Eagles defensive line from the nose tackle position. The Coushatta, LA, native helped anchor LSU's defensive line and wore the famed #18 jersey during his final season in Baton Rouge

## BIRDSEED

- Credits his grandmother, Ella Faye Bonner, and his cousin, Harry Gary, as the two biggest influences in his life. "My grandmother is my hero because when my mother passed away, she took me in and raised me from junior high to high school and even helped me through college," said Logan. "My cousin, Harry, pushed me to work hard and motivated me and stayed on me. He paid for me to go to LSU's camp and that's when I really came onto the scene. Without him helping me by paying for me to go to the camp and by pushing me to work hard, I wouldn't be in the place that I am."
- If Logan could trade places with one person for one day, he would like to experience what it is like to be homeless. "I come from a background that wasn't the best and it would be interesting to see how it is to live without a house and to have to look for food every day. It would make you more appreciative and would make you stop taking things for granted."
- Believes that if he wasn't playing football, he would be in the law enforcement field, either as an FBI agent or a U.S. Marshal. "Growing up as a little kid, I always wanted to be a firefighter or a police officer," Logan stated. "As I got older, I learned more about the expert fields of law enforcement. I started watching more shows about the U.S. Marshals and the FBI and saw all the things that they do. It made me want to travel all over the world and hunt for fugitives like they do."
- Named the "Game of the Century," a 2011 match-up between unbeaten LSU and Alabama as his favorite college game. It was the first time two undefeated SEC teams met as the #1 and #2 ranked teams in the country. LSU won a defensive struggle, 9-6

## 2015 HIGHLIGHTS

- Sacked Drew Brees vs. NO (10/11), his first since 2013 season



## LOGAN'S CAREER STATISTICS

Year	Team	GP/GS	TACKLES					PASS DEFENSE					FUMBLES			DEF SNAPS	
			Total	Solo	Asst	TFL	Sacks	Int	Yards	Lg	TD	KD	FF	FR	Yards	Played	Pct
2013	Philadelphia	16/8	43	25	18	2.0	2.0	0	0	0	0	1	0	1	0	476	40%
2014	Philadelphia	16/16	61	49	12	3.0	0.0	0	0	0	0	1	1	0	0	639	55%
2015	Philadelphia	11/11	51	40	11	5.0	1.0	0	0	0	0	0	0	0	0	491	60%
<b>Totals</b>		<b>43/35</b>	<b>155</b>	<b>114</b>	<b>41</b>	<b>10.0</b>	<b>3.0</b>	<b>0</b>	<b>0</b>	<b>0</b>	<b>0</b>	<b>2</b>	<b>1</b>	<b>1</b>	<b>0</b>	<b>---</b>	<b>---</b>

PLAYOFFS																	
2013	Philadelphia	1/0	5	4	1	0.0	0.0	0	0	0	0	0	0	0	0	43	60%
<b>Totals</b>		<b>1/0</b>	<b>5</b>	<b>4</b>	<b>1</b>	<b>0.0</b>	<b>0.0</b>	<b>0</b>	<b>0</b>	<b>0</b>	<b>0</b>	<b>0</b>	<b>0</b>	<b>0</b>	<b>0</b>	<b>---</b>	<b>---</b>

## 2014 HIGHLIGHTS

- Registered 61 tackles despite playing only 55% of the defensive snaps
- Forced a fumble for the first time in his career from Titans RB Bishop Sankey vs. Ten. (11/23)
- Tallied a career-high 8 tackles at Ind. (9/15) and again vs. Was. (9/21)

## PERSONAL

- Son of Bennie Frost and the late Sandra Logan ... Has seven siblings - Lacey, Jeremy, Corey, Adrian, Jessica, Carl and Mark
- A four-year starter at Red River HS, earned District 3-2A Defensive MVP and 2A first-team honors as a senior after registering 116 tackles, 30 tackles for loss and 15 sacks. Also earned all-district honors at a right tackle on offense
- Selected as District 3-2A Defensive Co-MVP and received 1st-team all-state accolades after his junior season when he posted 93 tackles and 15 for loss
- Last scored a touchdown as a high school junior on a fumble recovery
- Also participated in track and field (discus, shot put and javelin) and basketball
- Began playing football in the 7th grade as a tight end and defensive end at Red River junior HS.
- Logan's hobbies include mud riding in the swamp, horseback riding, four-wheeling, hunting and playing basketball. "I'm a country boy. I just enjoy doing anything outside and being outdoors."
- Majoring in general studies
- Logan on Twitter: @ada\_king\_son18

## RED RIVER RETIREE

During the Eagles bye week in 2014, Bennie Logan became the first football player at Red River High School to have his jersey number retired (#60). A four-year starter at Red River, he earned District 3-2A Defensive MVP and 2A first-team honors as a senior after registering 116 tackles, 30 tackles for loss and 15 sacks. Also earned all-district honors at a right tackle on offense



## 2015 GAME-BY-GAME STATISTICS

Date	Opp	W/L	GP/GS	S	A	TT	Sac	Hur	KD	FF	FR	Snaps	Pct
Sep 14	at Atl	L	1/1	5	0	5	0.0	0	0	0	0	53	69%
Sep 20	Dal	L	1/1	5	2	7	0.0	0	0	0	0	48	56%
Sep 27	at NYJ	W	1/1	4	2	6	0.0	0	0	0	0	42	53%
Oct 4	at Was	L	1/1	6	0	6	0.0	1	0	0	0	58	69%
Oct 11	NO	W	1/1	2	2	4	1.0	1	0	0	0	31	45%
Oct 19	NYG	W	1/1	2	2	4	0.0	0	0	0	0	42	62%
Oct 25	at Car	L	1/1	3	1	4	0.0	0	0	0	0	40	66%
Nov 8	at Dal	W	1/1	3	0	3	0.0	0	0	0	0	40	51%
Nov 15	Mia	L	1/1	2	2	4	0.0	0	0	0	0	40	60%
Nov 22	TB	L	1/1	5	0	5	0.0	0	0	0	0	51	65%
Nov 26	at Det	L	1/1	3	0	3	0.0	0	0	0	0	46	64%
Dec 6	at NE												
Dec 13	Buf												
Dec 20	Ari												
Dec 26	Was												
Jan 3	at NYG												
<b>Totals</b>			<b>11/11</b>	<b>40</b>	<b>11</b>	<b>51</b>	<b>1.0</b>	<b>2</b>	<b>0</b>	<b>0</b>	<b>0</b>	<b>491</b>	<b>60%</b>

## CAREER HIGHS

<b>Tackles</b>	8	[3x - 9/21/14 vs. Was.]
<b>Sacks</b>	1.0	[3x - 10/11/15 vs. NO]

## THE LEGEND OF #18



At LSU, it has become a tradition for a player who possesses a selfless attitude to don the prestigious No. 18 jersey. The tradition of the number, which has become synonymous with success both on and off the field, originated in 2003 when LSU QB Matt Mauck helped guide the school to its first national championship since 1958.



**Height:** 6-4  
**Weight:** 255  
**Date Of Birth:** July 24, 1991  
**Hometown:** Spokane, WA  
**HS:** Gonzaga Prep (Spokane, WA)  
**College:** Washington State  
**NFL Experience:** 2nd Year  
**Aquired:** Rookie FA 2014  
**Draft Pick:** Undrafted

## VITALS



## COLLEGE ACCOLADES

**2012:** Washington St. Defensive MVP  
 Hon. Mention All-Pac-12  
**2011:** 2nd-team All-Pac-12  
**2010:** Hon. Mention All-Pac-12  
**2009:** Hon. Mention All-Pac-12

## THREE-STEP DROP

**In any other sport, what position would you play and what team:** Power forward for the Seattle Supersonics  
**First jersey owned:** Peyton Manning, Colts  
**First job:** Bucking hay  
**Favorite Halloween costume as a kid:** Scream mask  
**Favorite TV show:** The Office  
**Favorite team/athlete growing up:** Los Angeles Lakers and Shaquille O'Neal  
**Favorite sports moment:** Overcoming a 20-point deficit with 5 minutes left in a high school playoff game

A collegiate standout at Washington State, Travis Long was signed by the Eagles during training camp in 2013. A four-year starter with the Cougars, Long finished his collegiate career with 201 tackles and 20.5 sacks. In 2014, Long tore the ACL in his left leg during the preseason finale in 2014 and was placed on Injured Reserve on 8/30/14 and will also miss the 2015 season with an ACL injury.

## BIRDSEED

- Long capped off a successful college career with a breakout year as a senior, recording a career-high 9.5 sacks in 2012. However, Long suffered a torn ACL in his second-to-last game. "It was really unfortunate timing for me," said Long. "I wanted to be out there playing, first and foremost. But, I wasn't invited to the combine and I couldn't perform at our Pro Day. So, I think NFL teams kind of forgot about me." Long did not get drafted or signed as a rookie free agent. Instead, he kept rehabbing and waiting for that call. It finally came in the middle of the summer. "My doctors cleared me in July and the Eagles got on the phone with me pretty much right away. It was a dream come true."

## PERSONAL

- Married his wife, Sarah, in July 2015
- His mother, Kathleen, is a dental hygienist and his father, Alan, is a retired Navy chief
- Attended Gonzaga Prep HS in Spokane, WA, where he earned first-team all-state honors and was named to *Seattle Times* all-state team as a senior
- In his last game in high school, ran the ball 9 times for 136 yards and a touchdown
- Was named an All-Greater Spokane League second-team selection as a sophomore
- Credits his uncle, Chris Snyder, as the biggest influence on his career. Chris was an All-American kicker and the all-time leading scorer for the University of Montana and also played in NFL Europe
- Began playing football as guard and defensive tackle for the St. Charles Wildcats
- Earned his degree in business management
- Twitter handle: @tlong89

## COLLEGE HIGHLIGHTS

- Finished his collegiate career with 201 tackles (42 tackles for loss) and 20.5 sacks while starting all 47 games for the Cougars during his four years
- Registered a career-high 9.5 sacks as a senior before seeing his season end prematurely due to a knee injury. Named honorable mention All-Pac-12 and was named the team's defensive MVP in 2012
- Recorded 12 tackles for a loss and four sacks as a junior en route to second-team All-Pac-12 honors
- Garnered All-Pac 10 honorable mention honors in 2010 after recording 51 tackles, 10.5 tackles for loss, 4 sacks and 3 pass breakups as a sophomore
- Earned honorable mention all-conference honors as a true freshman, racking up 47 tackles, 6.5 tackles for loss and two sacks while starting all 12 games



## VITALS

**Height:** 5-10  
**Weight:** 200  
**Born:** January 6, 1987 in Racine, WI  
**HS:** William Horlick (Racine, WI)  
**College:** Wisconsin  
**NFL Experience:** 6th Year  
**Acquired:** FA (Sea) 2014  
**Joined NFL:** Rookie free agent by San Francisco in 2010

SPECIAL  
TEAMS  
DEMON

## SPECIAL TEAMS TACKLES

**2015 Eagles leaders:**

**Trey Burton (15)**  
**Chris Maragos (11)**  
**Malcolm Jenkins (8)**

**2014 Eagles leaders:**

**Chris Maragos (14)**  
**James Casey (13)**  
**Nolan Carroll (11)**

**2013 Seahawks leaders:**

**Jeremy Lane (13)**  
**Chris Maragos (10)**  
**Heath Farwell (10)**

**2012 Seahawks leaders:**

**Heath Farwell (15)**  
**Michael Robinson (10)**  
**Chris Maragos (9)**

THREE-STEP  
DROP

**In any other sport, what position would you play and what team:** Second baseman for the Milwaukee Brewers

**Three must-haves on a deserted island:** Fresh water, flint stone, Swiss Army knife

**Favorite TV show:** Shark Tank

**First jersey:** Michael Jordan, Chicago Bulls

**Favorite Quote:** From his father - "Whatever your mind can conceive and believe, it can achieve"

**Favorite family tradition:** Going to every Wisconsin home football game as a kid

**"Chris is a player that every special teams coach in the league knows about. He is a relentless worker and is as valuable to the team in the meeting room as he is on the field."**

**- Eagles Special Teams Coordinator Dave Fipp**

One of the top special teams players in the league, Chris Maragos took a long and arduous road to even reach the NFL. He made it despite not receiving any offers to play football coming out of high school or any sort of ranking on Rivals. He walked on at both Western Michigan and Wisconsin as a receiver and received a scholarship offer for only his final season with the Badgers. He joined the 49ers as a rookie free agent in 2010 with a signing bonus of \$4,000 but became a special teams standout during a three-year tenure with Seattle from 2011-13, which included a Super Bowl championship. He joined the Eagles after signing a three-year contract in 2014 and led the team with 14 special teams tackles.

## BIRDSEED

- Credits his father, Nick, for instilling the relentless work ethic he possesses. "We never stopped practicing when I was growing up," said Chris, who was coached by his father in little league football. "We'd play catch with the football for hours in our cul-de-sac and then he'd hit ground ball after ground ball to me on many hot summer days. He taught me all about work ethic, commitment and character."
- When asked who he tries to model his game after in the NFL, Maragos quickly responded with Matthew Slater and Earl Thomas. "Matthew plays the game with so much character, integrity and heart and Earl excels in the mental aspect of the game. He's always pressing the issue on and off the field."
- Played with E.J. Biggers and Louis Delmas while at Western Michigan
- Trains with former Badgers and current NFLers DeAndre Levy, Nick Hayden, J.J. Watt, and Kevin Zeitler at NX Level in Waukesha, WI in the offseason

## CAREER HIGHLIGHTS

- Has recorded 60 special teams tackles in 72 regular season games. He registered 30 tackles during a three-year span in Seattle (2011-13)

## 2014 HIGHLIGHTS

- A force on the NFL's top-ranked special teams units, he led the team with 14 special teams tackles, while forcing a fumble, blocking a punt and scoring his first career TD after a blocked punt. He was voted as a 2nd alternate to the Pro Bowl
- Forced a fumble by Preston Parker on the kickoff team at NYG (12/28)
- Deflected a Steve Weatherford punt vs. NYG (10/12)
- Scooped up a Johnny Hekker punt (blocked by James Casey) and returned it 10 yards for his first career NFL touchdown vs. Stl (10/5). The TD was his first since a fake field goal run for a score as a member of the Wisconsin Badgers in 2009



### THE SOCIAL NETWORK



Maragos used an unlikely source to get his shot at Wisconsin - Facebook. "I was a walk-on receiver at Western Michigan, but it was always a dream of mine to play at Wisconsin," said Maragos. "My brother was the mascot there and he knew some guys on the team. So, I decided to give it a shot."

Maragos looked up Wisconsin's starting WR Luke Swan on Facebook and sent him a message. "I told him my brother was Bucky Badger and wanted a shot to play at Wisconsin. He responded and got my film in front of the coaches. Next thing I knew they were asking me to walk on. It was amazing."

### PERSONAL

- He and his wife, Serah, have two sons, Micah and Mason and reside in Philadelphia and Naples, FL
- Son of Nick and Cindy Maragos. Nick played safety at Northern Iowa
- Brother, Troy, served as Bucky Badger, the Wisconsin mascot. Troy is currently a pastor in Naples, FL.
- Earned many awards during his tenure at Wisconsin: UW Tom Wiesner Award (best Wisconsin-born student-athlete), UW 2009 male student-athlete of the year, and AFCA Good Works team
- As a three-year starter, two-time captain and team MVP at William Horlick (WI) HS, earned all-state, all-southeast conference, all-district and all-county accolades as a wide receiver. Also named Wisconsin's Gatorade player of the year in 2004
- Also competed in track and field where he finished third in the 100-meter dash and fifth in the 200-meter dash as a senior
- Was a 12-time all-conference recipient between football and track, and also earned letters in basketball and baseball
- Favorite teams growing up: Bulls, Packers, Wisconsin football, and Brewers
- Earned degree in life sciences and communication

### 2013 HIGHLIGHTS (WITH SEATTLE)

- Played in all 16 games as a reserve safety and special teams contributor, tallying nine special teams tackles
- Recovered a fumble on punt coverage at Car. (9/8)

### 2012 HIGHLIGHTS (WITH SEATTLE)

- Saw action in all 16 games and finished third on the team with nine special teams tackles

### 2011 HIGHLIGHTS (WITH SEATTLE)

- Recorded 11 special teams tackles in 11 games after signing to the active roster on 10/22/11

### 2010 HIGHLIGHTS (WITH SAN FRANCISCO)

- Registered five special teams tackles in three games

### COLLEGE HIGHLIGHTS

- In two seasons at Wisconsin, saw action in all 26 games (19 starts) and recorded 94 tackles, five interceptions, one sack and seven passes defended
- As a senior team captain in 2009, was an All-Big Ten honorable mention and a Midseason All-Big Ten third-team selection. Led the team with four interceptions, and tied for second with six passes defended, while notching a sack and 49 tackles
- Earned the University of Wisconsin's Tom Wiesner Award as a senior, which is given to the top Wisconsin-born athlete in the program
- Played in all 13 games (six starts) as a junior in 2008, totaling 45 tackles, one interception and a forced fumble
- Sat out the entire 2007 season after transferring from Western Michigan
- As a redshirt freshman at Western Michigan in 2006, competed in 13 games with six starts as a walk-on receiver

### INJURY REPORT

- Suffered a quad injury at NYJ (9/27/15) and missed one game

### TRANSACTIONS

2010	Signed by SF as a rookie free agent
9/3/10	Released by SF
9/5/10	Signed by SF to the practice squad
10/18/10	Signed by SF from practice squad to active roster
10/28/10	Released by SF
10/29/10	Signed by SF to the practice squad
11/30/10	Signed by SF from practice squad to active roster
9/3/11	Released by SF
9/22/11	Signed by SEA to the practice squad
10/22/11	Signed by SEA from practice squad to active roster
4/11/13	Signed by SEA to a 1-year contract
3/12/14	Signed by PHI to a 3-year contract

### EARLY MENTORS

Maragos began his football career in 2nd grade for the Buffalo Bills of the Racine Youth Sports league in Wisconsin. He was coached by his father, Nick, as well as Bob Evans and Anthony D'Alie and credits them for helping him become the player he is today. Recalled Maragos, "They were so detailed oriented and were hard nosed coaches. I learned a lot about the game of football from them. Plus we never lost. Ever."





## MARAGOS' CAREER STATISTICS

Year	Team	GP/GS	TACKLES					PASS DEFENSE					FUMBLES			DEF SNAPS		ST
			Total	Solo	Asst	TFL	Sacks	Int	Yards	Lg	TD	KD	FF	FR	Yards	Played	Pct	T
2010	San Fran.	3/0	0	0	0	0.0	0.0	0	0	0	0	0	0	0	0	NA	NA	5
2011	Seattle	11/0	1	1	0	0.0	0.0	0	0	0	0	0	0	0	0	NA	NA	11
2012	Seattle	16/0	3	2	1	NA	0.0	0	0	0	0	0	0	0	0	NA	NA	9
2013	Seattle	16/0	3	3	0	NA	0.0	0	0	0	0	0	0	0	0	NA	NA	10
2014	Philadelphia	16/0	0	0	0	0.0	0.0	0	0	0	0	0	0	0	0	15	1%	14
2015	Philadelphia	10/2	16	9	7	0.0	0.0	0	0	0	0	1	0	0	0	288	35%	11
<b>Totals</b>		<b>72/2</b>	<b>23</b>	<b>15</b>	<b>8</b>	<b>0.0</b>	<b>0.0</b>	<b>0</b>	<b>0</b>	<b>0</b>	<b>0</b>	<b>1</b>	<b>0</b>	<b>0</b>	<b>0</b>	<b>---</b>	<b>---</b>	<b>60</b>

## PLAYOFFS

2012	Seattle	2/0	0	0	0	0.0	0.0	0	0	0	0	0	0	0	0	NA	NA	1
2013	Seattle	3/0	0	0	0	0.0	0.0	0	0	0	0	0	0	0	0	NA	NA	2
<b>Totals</b>		<b>5/0</b>	<b>0</b>	<b>0</b>	<b>0</b>	<b>0.0</b>	<b>0.0</b>	<b>0</b>	<b>0</b>	<b>0</b>	<b>0</b>	<b>0</b>	<b>0</b>	<b>0</b>	<b>0</b>	<b>---</b>	<b>---</b>	<b>3</b>

## ADDITIONAL CAREER STATISTICS

**Special Teams Forced Fumbles:** (1) - 2014 (1) [at NYG 12/28] **Special Teams Fumble Recoveries:** (1) - 2013 (1) [at Car 9/8]

**Touchdowns:** (1) - recovered a blocked punt vs. St. Louis and returned it 10 yards vs. StL 10/5/14]

## 2015 GAME-BY-GAME STATISTICS

Date	Opp	W/L	GP/GS	S	A	TT	Sac	Hur	Int	Yds	Lg	KD	FF	FR	Snap	Pct
Sep 14	at Atl	L	1/0	3	2	5	0.0	0	0	0	0	0	0	0	36	47%
Sep 20	Dal	L	1/0	0	0	0	0.0	0	0	0	0	0	0	0	43	51%
Sep 27	at NYJ	W	1/1	0	0	0	0.0	0	0	0	0	0	0	0	12	15%
Oct 4	at Was	L	0/0	INACTIVE/QUAD												
Oct 11	NO	W	1/1	1	0	1	0.0	0	0	0	0	0	0	0	43	62%
Oct 19	NYG	W	1/0	0	0	0	0.0	0	0	0	0	0	0	0	48	71%
Oct 25	at Car	L	1/0	0	5	5	0.0	0	0	0	0	0	0	0	30	49%
Nov 8	at Dal	W	1/0	4	0	4	0.0	0	0	0	0	0	0	0	43	55%
Nov 15	Mia	L	1/0	1	0	1	0.0	0	0	0	0	1	0	0	33	49%
Nov 22	TB	L	1/0	0	0	0	0.0	0	0	0	0	0	0	0	0	0%
Nov 26	at Det	L	1/0	0	0	0	0.0	0	0	0	0	0	0	0	0	0%
Dec 6	at NE															
Dec 13	Buf															
Dec 20	Ari															
Dec 26	Was															
Jan 3	at NYG															
<b>Totals</b>			<b>10/2</b>	<b>9</b>	<b>7</b>	<b>16</b>	<b>0.0</b>	<b>0</b>	<b>0</b>	<b>0</b>	<b>0</b>	<b>1</b>	<b>0</b>	<b>0</b>	<b>288</b>	<b>35%</b>



Height: 6-0

Weight: 220

Date Of Birth: October 10, 1987

Hometown: Bakersfield, CA

HS: West (Bakersfield, CA)

College: Fresno State

NFL Experience: 6th Year

Acquired: FA (SD) 2015

Draft Pick: D1-10

(12th overall) by San Diego

## VITALS

2015 NFL  
RUSHING AVERAGE  
LEADERS

- |                         |      |
|-------------------------|------|
| 1. Ryan Mathews (PHI)   | 5.69 |
| 2. Thomas Rawls (SEA)   | 5.61 |
| 3. Russell Wilson (SEA) | 5.18 |
| 4. Doug Martin (TB)     | 5.14 |
| 5. Jamaal Charles (KC)  | 5.13 |

CAREER  
ACCOLADES

- 2013** PFWA All-AFC Team  
Chargers Off. POY
- 2011** AFC Pro Bowl  
Chargers Off. POY

THREE-STEP  
DROP

Best players he's ever lined up against: Brian Dawkins, Ray Lewis and Ed Reed

If he could play another sport what team/position: Forward for Real Madrid.

"Just play me in Ronaldo's spot."

First job: Sweeping floors at a motorcycle shop so he could get a discount in the store

Hobbies: Wakeboarding, snowboarding &amp; riding his Harley

If he could be a superhero, he would be: The Incredible Hulk

Three items desired on deserted island: His pitbull Goose, a lighter and a machete

Favorite Halloween costume growing up: Dressing up like a rock star in college

Favorite teams/athletes growing up: San Diego Chargers/LaDainian Tomlinson

Favorite TV shows: The Walking Dead and Game of Thrones

Favorite movie: Hook

## Pro Bowl: 2012

*"Ryan's been a really good addition to us. He's a big, physical running back. I don't think you really know actually how big he is until you actually pull up next to him...He's explosive. When he sees a hole, he can change gears and accelerate through it...There's not a lot of guys that have that speed to go along with that size."*

- Eagles Head Coach Chip Kelly

Originally a first-round pick by the San Diego Chargers in 2010, Ryan Mathews signed a three-year deal with the Eagles during the 2015 offseason. In his five seasons with San Diego, Mathews appeared in 60 games with 52 starts, tallied 4,061 yards and 23 TDs on 923 carries (4.4 avg.) and hauled in 146 catches for 1,110 yards (7.6 avg.) and a TD. Mathews also tallied 78 yards on 18 carries during the Chargers two postseason games in 2013.

## CAREER HIGHLIGHTS

- In 2013, was an All-AFC pick by the Professional Football Writers of America and was named the Chargers' Offensive Player of the Year after setting career highs in carries (285) and rushing yards (1,255)
- Earned Pro Bowl honors in 2011 when he rushed for 1,091 yards and six TDs on 222 carries (4.9 avg.) and set career highs with 50 catches for 455 yards (9.1 avg.). Was also named the Chargers' Offensive Player of the Year for his efforts

## 2015 HIGHLIGHTS

- Leads the NFL in yards per carry (5.69)
- Tallied a 1-yard rushing score in the first quarter vs. Mia. (11/15) before leaving the game with a concussion in the third quarter
- Recorded his fourth rushing TD of the year and tallied 67 yards on 11 carries at Dal. (11/8)
- Totaled 97 yards on six carries at Car. (10/25), while scoring on a career-long 63-yard touchdown run, the longest rush by an Eagle since RB Bryce Brown (65 yards on 12/22/13 vs. Chi.). Also added three catches for 24 yards
- Carried eight times for 73 yards and a TD while adding three catches for 23 yards vs. NO (10/11)
- Rushed for 108 yards - his first 100-yard rushing game with the Eagles and the 13th of his career - on 24 carries in a win at NYJ (9/27). Also notched his second career receiving TD on a 23-yard wheel route in the second quarter
- Notched his first touchdown as an Eagle on a 1-yard scamper in the fourth quarter, giving the team its first lead of the night at Atl. (9/14)

## INJURY REPORT

- Sustained a concussion in the third quarter vs. Mia. (11/15) and did not return. Was rendered inactive vs. TB (11/22) and at Det. (11/26)



## MATHEWS' CAREER STATISTICS

			RUSHING					RECEIVING					OFF SNAPS		
Year	Team	GP/GS	Att	Yds	Avg	Lg	TD	No	Yds	Avg	Lg	TD	TYS	No	Pct
2010	San Diego	12/9	158	678	4.3	31t	7	22	145	6.6	17	0	823	NA	NA
2011	San Diego	14/14	222	1091	4.9	39	6	50	455	9.1	42	0	1546	NA	NA
2012	San Diego	12/9	184	707	3.8	31	1	39	252	6.5	24	0	959	403	39%
2013	San Diego	16/14	285	1255	4.4	51	6	26	189	7.3	17	1	1444	471	42%
2014	San Diego	6/6	74	330	4.5	32t	3	9	69	7.7	16	0	399	165	15%
2015	Philadelphia	9/2	75	427	5.7	63t	5	14	119	8.5	23t	1	546	173	21%
<b>Totals</b>		<b>69/54</b>	<b>998</b>	<b>4488</b>	<b>4.5</b>	<b>63t</b>	<b>28</b>	<b>160</b>	<b>1229</b>	<b>7.7</b>	<b>42</b>	<b>2</b>	<b>5717</b>	<b>---</b>	<b>---</b>

## PLAYOFFS

2013	San Diego	2/2	18	78	4.3	16	0	2	12	6.0	9	0	90	23	21%
<b>Totals</b>		<b>2/2</b>	<b>18</b>	<b>78</b>	<b>4.3</b>	<b>16</b>	<b>0</b>	<b>2</b>	<b>12</b>	<b>6.0</b>	<b>9</b>	<b>0</b>	<b>90</b>	<b>23</b>	<b>21%</b>

## ADDITIONAL CAREER STATISTICS

**Fumbles/Lost:** (17/10) - 2010 (5/3), 2011 (5/2), 2012 (2/2), 2013 (2/1), 2014 (1/0), 2015 (2/2)

## CAREER HIGHS

<b>Rushes</b>	29	{2x - 12/12/13 at Den.}
<b>Yards</b>	144	{12/29/13 vs. KC}
<b>Long</b>	63t	{10/25/15 at Car.}
<b>TDs</b>	3	{1/2/11 at Den.}
<b>Receptions</b>	7	{9/18/11 at NE}
<b>Yards</b>	73	{9/11/11 vs. Min.}
<b>Long</b>	42	{10/2/11 vs. Mia.}
<b>TDs</b>	1	{2x - 9/27/15 at NYJ}
<b>Total Touches</b>	32	{12/8/13 vs. NYG}
<b>Scrim. Yards</b>	155	{12/29/13 vs. KC}
<b>Scrim. TDs</b>	3	{1/2/11 at Den.}

## 2015 GAME-BY-GAME STATISTICS

				RUSHING					RECEIVING					SNAPS		
Date	Opp	W/L	GP/GS	Att	Yds	Avg	Lg	TD	No	Yds	Avg	Lg	TD	TYS	No	Pct
Sep 14	at Atl	L	1/0	3	4	1.3	3	1	3	24	8.0	12	0	28	16	22%
Sep 20	Dal	L	1/0	1	0	0.0	0	0	0	0	--	--	0	0	6	10%
Sep 27	at NYJ	W	1/0	24	108	4.5	27	0	2	20	10.0	23t	1	128	41	56%
Oct 4	at Was	L	1/1	5	20	4.0	9	0	0	0	--	--	0	20	13	23%
Oct 11	NO	W	1/0	8	73	9.1	33	1	3	23	7.7	13	0	96	20	24%
Oct 19	NYG	W	1/1	9	40	4.4	9	0	1	6	6.0	6	0	46	19	24%
Oct 25	at Car	L	1/0	6	97	16.2	63t	1	3	24	8.0	20	0	121	16	19%
Nov 8	at Dal	W	1/0	11	67	6.1	21	1	0	0	0.0	0	0	67	22	30%
Nov 15	Mia	L	1/0	8	18	2.3	12	1	2	22	11.0	17	0	40	20	21%
Nov 22	TB	L	0/0	INACTIVE (CONCUSSION)												
Nov 26	at Det	L	0/0	INACTIVE (CONCUSSION)												
Dec 6	at NE															
Dec 13	Buf															
Dec 20	Ari															
Dec 26	Was															
Jan 3	at NYG															
<b>Totals</b>			<b>9/2</b>	<b>75</b>	<b>427</b>	<b>5.7</b>	<b>63t</b>	<b>5</b>	<b>14</b>	<b>119</b>	<b>8.5</b>	<b>23t</b>	<b>1</b>	<b>546</b>	<b>173</b>	<b>21%</b>

## 100-YARD RUSHING GAMES (13)

Yds	Date	Opponent	Atts	TDs
144	12/29/13	vs. KC (W)	24	0
137	11/27/11	vs. Den. (L)	22	0
127	12/12/13	at Den. (W)	29	1
127	11/17/13	at Mia. (L)	19	0
125	10/9/11	at Den. (W)	24	0
120	1/2/11	at Den. (W)	26	3
114	12/11/11	vs. Buf. (W)	20	0
112	12/5/11	at Jax. (W)	13	1
110	10/20/13	at Jax. (W)	21	1
108	9/27/15	at NYJ (W)	25	0
105	11/23/14	vs. StL (W)	12	1
103	12/8/13	vs. NYG (W)	29	1
102	10/14/13	vs. Ind. (W)	22	0

## MULTI-TOUCHDOWN GAMES (3)

Date	Opponent	Rush	Rec.	Total
1/2/11	at Den. (W)	3	0	3
12/18/11	vs. Bal. (W)	2	0	2
9/25/11	vs. KC (W)	2	0	2

## BIRDSEED

- Collaborated with former Fresno State teammates Seyi Ajirotutu and Bobby Lepori, as well as former Navy officers Drei Carnes and Kareem Smith in developing **BodyFly Fitness**, a light-weight personal exercise device designed to be carried to any desired workout location. Smith came up with the original concept as he felt he was limited with his workout regimen while on deployment. Website: **BodyFly-Fitness.com**



- Has played with Ajirotutu throughout his football career, as the two were teammates and roommates at Fresno State before starting their professional careers together with the Chargers in 2010
- Works out with Ajirotutu, Darren Sproles, and Drew Brees at Fitness Quest 10 in San Diego during the offseason



## VITALS

**Height:** 6-3  
**Weight:** 212  
**Date Of Birth:** July 16, 1992  
**Hometown:** Madison, AL  
**HS:** Madison Academy  
**College:** Vanderbilt  
**NFL Experience:** 2nd Year  
**Draft Pick:** D2-14 (42nd overall) by Philadelphia

## NFL RECEIVING LEADERS FROM 2014 DRAFT CLASS

## RECEPTIONS

1. Odell Beckham Jr. (NYG)	163
2. Jarvis Landry (MIA)	161
3. Jordan Matthews (PHI)	125

## RECEIVING YARDS

1. Odell Beckham Jr. (NYG)	2,310
2. Mike Evans (TB)	1,840
3. Jarvis Landry (MIA)	1,576
4. Sammy Watkins (BUF)	1,508
5. Jordan Matthews (PHI)	1,497

## 2015 EAGLES RECEIVING LEADERS

## RECEPTIONS

1. Jordan Matthews	58
2. DeMarco Murray	39
3. Zach Ertz	38

## RECEIVING YARDS

1. Jordan Matthews	625
2. Zach Ertz	394
3. DeMarco Murray	295

## THREE-STEP DROP

**Funniest Eagle:** Lane Johnson

**If he could be a superhero, he would be:** Spider-Man

**Three items desired on deserted island:** Boat, The Bible, Kanye West's Graduation album

**Talent he'd most like to have:** The ability to play piano

**Nickname:** J-Matt

**First jersey owned:** Jerry Rice, San Francisco 49ers

**If he could play another sport what team/position:** SF, Philadelphia 76ers

**Favorite athletes growing up:** Jerry Rice and Ray Allen

**Favorite TV show:** NFL Top 100

**Favorite movie:** Remember the Titans

**"He's young and he's got courage, so he can run around and catch the ball with people around him. When he catches the ball, he sets his hair on fire and runs. If we didn't have fences around here, he'd run into the street. He's one of the best finishers we have."**

- Eagles Offensive Coordinator Pat Shurmur

One of the most prolific receivers in SEC history, Jordan Matthews was selected by the Eagles in the second round of the 2014 NFL Draft and made an instant impact as a rookie, ranking second on the team in receptions (67), receiving yardage (872) and receiving touchdowns (eight). The Southeastern Conference's all-time leader in receptions (262) and receiving yards (3,759), Matthews earned All-America honors and first-team All-SEC recognition in both his junior and senior campaigns. As a senior in 2013, Matthews established a then-SEC record with 112 catches and tied for the third-highest single-season receiving yardage total with 1,477 yards. A native of Madison, AL, he was a three-year starter at wide receiver at Madison Academy and earned team MVP honors as a senior captain in 2009.

## CAREER HIGHLIGHTS

- Finished his rookie season ranked second all-time among Eagles rookies in receptions (67) and receiving yards (872) and tied for second in receiving touchdowns (eight)

## BIRDSEED

- Matthews is a cousin of Hall of Fame wide receiver Jerry Rice, the NFL's all-time leader in receptions (1,549), receiving yardage (22,895) and touchdown receptions (197). The Vanderbilt product fondly remembers his pre-draft conversation with the Hall of Famer. "The conversation that sticks out most with me was the one that we had before the whole draft process," said Matthews. "[Rice] told me that every checkpoint that you go to, go into it like you're the best one there. Not to use a cliché, but own the moment. Really feel that there's no one there that can mess with me."
- Matthews didn't start playing football until he became the subject of some playful ribbing from his classmates in grade school. "I was getting made fun of by my friends because I played soccer," he said. "I was really good at soccer and had really good feet. I was asked to join a couple of travel teams, but I was getting made fun of by some of my best friends. So it was time to go play football."
- States that his "Welcome to the NFL" moment came during the team's 33-10 victory over the Dallas Cowboys on Thanksgiving Day in 2014. "It was crazy knowing that everybody in the country was sitting down to watch the game that we were playing in. That was when I first realized how big of a stage we are truly on."



## MATTHEWS' CAREER STATISTICS

Year	Team	GP/GS	RECEIVING					OFF SNAPS	
			No	Yds	Avg	Lg	TD	No	Pct
2014	Philadelphia	16/10	67	872	13.0	44t	8	764	65%
2015	Philadelphia	11/7	58	625	10.8	41t	3	637	79%
<b>Totals</b>		<b>27/17</b>	<b>125</b>	<b>1497</b>	<b>12.0</b>	<b>44t</b>	<b>11</b>	<b>---</b>	<b>---</b>

## ADDITIONAL CAREER STATISTICS

Fumbles/Lost: (1/1) - 2015 (1/1)

## CAREER HIGHS

<b>Receptions</b>	10	(9/14/15 at Atl.)
<b>Rec. Yards</b>	138	(11/10/14 vs. Car.)
<b>Rec. Long</b>	44t	(12/28/14 at NYG)
<b>Rec. TDs</b>	2	(2x - 11/10/14 vs. Was.)

## MULTI-TOUCHDOWN GAMES (2)

Date	Opponent	TDs
11/10/14	vs. Carolina (W)	2
9/21/14	vs. Washington (W)	2

## 100-YARD RECEIVING GAMES (5)

Yds	Date	Opponent	Rec.	TDs
138	11/10/14	vs. Carolina (W)	7	2
133	11/8/15	at Dallas (W)	9	1
107	11/16/14	at Green Bay (L)	5	1
105	12/28/14	at New York Giants (W)	8	1
102	9/14/15	at Atlanta (L)	10	0

## 2015 HIGHLIGHTS

- Recorded six-plus catches in four-consecutive games dating from 12/28/14 to 9/27/15, becoming just the fourth Eagle in team history to do so and the first since Brent Celek in 2009
- Caught a 24-yard touchdown pass from QB Mark Sanchez in the waning minutes at Det. (11/26). Finished the contest with three catches for 60 yards
- Took a pass from QB Sam Bradford 41 yards for a touchdown in a 33-27 overtime victory at Dal. (11/8), becoming the first Eagle with an overtime touchdown since Clyde Simmons scored on a blocked field goal return on 11/20/88 at NYG. Added nine catches for 133 yards in the winning effort
- Became the first Eagles receiver since Irving Fryar in 1997 to lead the team in receptions and yardage in four-consecutive games after hauling in a team-best six catches for 49 yards at NYJ (9/27)
- Led the team in receptions (6) and receiving yards (80) vs. Dal. (9/20), the third-consecutive game in which he has paced the team in those categories
- Set a career high with 10 receptions and recorded his fourth-career 100-yard receiving contest with 102 yards through the air at Atl. (9/14)

## 2015 GAME-BY-GAME STATISTICS

Date	Opp	W/L	GP/GS	RECEIVING					SNAPS	
				No	Yds	Avg	Lg	TD	No	Pct
Sep 14	at Atl	L	1/1	10	102	10.2	25	0	63	85%
Sep 20	Dal	L	1/1	6	80	13.3	32	1	50	81%
Sep 27	at NYJ	W	1/1	6	49	8.2	17	0	62	85%
Oct 4	at Was	L	1/0	3	50	16.7	30	0	49	88%
Oct 11	NO	W	1/1	5	44	8.8	18	0	59	70%
Oct 19	NYG	W	1/0	6	59	9.8	19	0	62	79%
Oct 25	at Car	L	1/0	3	14	4.7	7	0	58	70%
Nov 8	at Dal	W	1/0	9	133	14.8	41t	1	60	82%
Nov 15	Mia	L	1/1	3	21	7.0	9	0	57	59%
Nov 22	TB	L	1/1	4	13	3.3	5	0	71	100%
Nov 26	at Det	L	1/1	3	60	20.0	24t	1	46	78%
Dec 6	at NE									
Dec 13	Buf									
Dec 20	Ari									
Dec 26	Was									
Jan 3	at NYG									
<b>Totals</b>			<b>11/7</b>	<b>58</b>	<b>625</b>	<b>10.8</b>	<b>41t</b>	<b>3</b>	<b>637</b>	<b>79%</b>

## 2014 NFL ROOKIE RECEIVING LEADERS



Players	Rec. Yards	Player	Rec. TDs
Beckham (NYG)	1,305	Beckham (NYG)	12
Evans (TB)	1,051	Evans (TB)	12
Benjamin (CAR)	1,008	Benjamin (CAR)	9
Watkins (BUF)	982	<b>Matthews (PHI)</b>	<b>8</b>
<b>Matthews (PHI)</b>	<b>872</b>	Bryant (PIT)	8

## PERSONAL

- Was a three-year starter at wide receiver and earned team MVP honors as a senior captain at Madison Academy in Madison, AL, recording 61 catches for 1,061 yards and 13 touchdowns as a wideout in 2009. Also notched 50 tackles and eight interceptions as a defensive back
- Named first-team 3A All-State wide receiver and All-Elite 11 by the *Huntsville Times*
- Ended his prep career with 181 receptions, 3,218 yards and 38 touchdown catches
- Was also a standout in basketball, helping the school to one state championship and three state title game appearances, while garnering all-state honors as a senior



## VITALS

**Height:** 6-1  
**Weight:** 207  
**Date Of Birth:** February 23, 1988  
**Hometown:** North Charleston, SC  
**HS:** Fort Dorchester (North Charleston, SC)  
**College:** Clemson  
**NFL Experience:** 5th Year  
**Acquired:** FA (Sea) 2015  
**Draft Pick:** D6-11 (173rd overall) by Seattle

CAREER QBs  
INTERCEPTED

Eli Manning (NYG)	2
Aaron Rodgers (GB)	2
Kellen Clemens (StL)	1
Colin Kaepernick (SF)	1
Cam Newton (Car)	1
Drew Stanton (Ari)	1

INTs BY CORNERBACKS  
SINCE 2013 (INC. PLAYOFFS)

1. Richard Sherman (Sea)	15
2. Brent Grimes (Mia)	12
3t. Logan Ryan (NE)	11
Aqib Talib (Den)	11
5. Trumaine Johnson (StL)	10
6. Sam Shields (GB)	9
7t. Byron Maxwell (Phi)	8
Eight others tied with	8

THREE-STEP  
DROP

**Models his game after:** Deion Sanders and Ty Law

**Best player he's ever lined up against:** Packers QB Aaron Rodgers

**If he could play another sport, what team/position:** Defender for Chelsea

**If he could be a superhero, would be:** Vegeta (*Dragon Ball Z*)

**First jersey:** Julius Peppers, Carolina Panthers

**First job:** Bagger at Food Lion

**Favorite movies:** *Trading Places*, *Coming to America*

**Favorite TV shows:** *Martin*, *Dragon Ball Z*

**Favorite musician:** Kendrick Lamar

**"When you see him in person, you see how big and tall and long he is and what a disruptive force he is. He had a good game against us (in 2014). If you ask Jordan Matthews, he would say he was the best cover guy that he faced last year as a rookie."**

**- Eagles Head Coach Chip Kelly**

Originally a sixth-round selection (173rd overall) by the Seattle Seahawks in the 2011 NFL Draft, Byron Maxwell signed a six-year contract with the Eagles during the 2015 offseason. After beginning his career as a reserve cornerback and a special teams contributor, Maxwell saw his playing time increase during the Seahawks' 2013 Super Bowl run and became a full-time starter for the defending champs in 2014. In his final two seasons with Seattle, Maxwell totaled 64 tackles (55 solo), six INTs and 23 passes defended. He also added 23 tackles and an INT in postseason play.

## CAREER HIGHLIGHTS

- Started at RCB for the Seattle Seahawks in Super Bowls XLVIII and XLIX
- Set career highs in 2013 with four INTs and 12 passes defended

## 2015 HIGHLIGHTS

- Notched his first interception as an Eagle, picking off QB Cam Newton on a pass intended for WR Devin Funchess in the third quarter at Car. (10/25)
- Recovered a fumble that was forced by LB DeMeco Ryans in the fourth quarter vs. NO (10/11). The fumble led to a K Caleb Sturgis 41-yard field goal
- Forced a fumble of Cowboys TE Gavin Escobar, which was recovered by S Malcolm Jenkins and returned 34 yards to the Dallas 30, in the fourth quarter vs. Dal. (9/20)

## INJURY REPORT

- Sustained a quad injury in the first quarter at Was. (10/4) and missed the remainder of the game

## 2014 HIGHLIGHTS (WITH SEATTLE)

- Opened the season as a starter for the first time in his career and went on to start 12 of the 13 regular-season games in which he played, as well two of the team's three playoff contests
- Corralled a career-high 39 tackles (35 solo), two INTs, 11 passes defended, a forced fumble and a fumble recovery
- Tallied five tackles in Super Bowl XLIX vs. NE (2/1)
- Intercepted Packers QB Aaron Rodgers for the second time on the season when he stepped in front of a second-quarter pass in the NFC Championship game vs. GB (1/18)
- Recorded four solo tackles and two passes defended in a win at Phi. (12/7)
- Intercepted Cardinals QB Drew Stanton in the second quarter of a 19-3 win vs. Ari. (11/23)
- Set a new career high with 11 tackles (nine solo) in a Super Bowl XLVIII rematch vs. Den (9/21)



## 2015 GAME-BY-GAME STATISTICS

Date	Opp	W/L	GP/GS	S	A	TT	Sac	Hur	Int	Yds	Lg	KD	FF	FR	Snaps	Pct
Sep 14	at Atl	L	1/1	8	1	9	0.0	0	0	--	--	1	0	0	77	100%
Sep 20	Dal	L	1/1	2	2	4	0.0	0	0	--	--	1	1	0	82	96%
Sep 27	at NYJ	W	1/1	4	0	4	0.0	0	0	--	--	0	0	0	79	100%
Oct 4	at Was	L	1/1	1	0	1	0.0	0	0	--	--	0	0	0	7	8%
Oct 11	NO	W	1/1	1	0	1	0.0	0	0	--	--	2	0	1	55	80%
Oct 19	NYG	W	1/1	4	1	5	0.0	0	0	--	--	0	0	0	68	100%
Oct 25	at Car	L	1/1	4	0	4	0.0	0	1	22	22	1	0	0	60	98%
Nov 8	at Dal	W	1/1	1	2	3	0.0	0	0	--	--	2	0	0	77	99%
Nov 15	Mia	L	1/1	1	1	2	0.0	0	0	--	--	2	0	0	67	100%
Nov 22	TB	L	1/1	3	1	4	0.0	0	0	--	--	0	0	0	78	100%
Nov 26	at Det	L	1/1	5	2	7	0.0	0	0	--	--	1	0	0	70	97%
Dec 6	at NE															
Dec 13	Buf															
Dec 20	Ari															
Dec 26	Was															
Jan 3	at NYG															
<b>Totals</b>			<b>11/11</b>	<b>34</b>	<b>10</b>	<b>44</b>	<b>0.0</b>	<b>0</b>	<b>1</b>	<b>22</b>	<b>22</b>	<b>10</b>	<b>1</b>	<b>1</b>	<b>720</b>	<b>88%</b>

## CAREER HIGHS

<b>Tackles</b>	11	(9/21/14 vs. Den.)
<b>INTs</b>	2	(12/15/13 at NYG)
<b>INT Long</b>	22	(10/25/15 at Car.)

## MULTI-INT GAMES (1)

INTs	Date	Opponent	Quarterback
2	12/15/13	at NYG (W)	Eli Manning

## MAXWELL'S CAREER STATISTICS

			TACKLES					PASS DEFENSE					FUMBLES			DEF SNAPS		ST
Year	Team	GP/GS	Total	Solo	Asst	TFL	Sacks	Int	Yards	Lg	TD	KD	FF	FR	Yards	Played	Pct	T
2011	Seattle	9/0	0	0	0	NA	0.0	0	--	--	0	0	0	0	0	NA	NA	1
2012	Seattle	9/0	6	6	0	NA	0.0	0	--	--	0	3	0	0	0	144	14%	8
2013	Seattle	16/5	25	22	3	NA	0.0	4	6	6	0	12	1	0	0	482	46%	3
2014	Seattle	13/12	39	33	6	NA	0.0	2	23	21	0	11	1	1	0	700	72%	0
2015	Philadelphia	11/11	44	34	10	0.0	0.0	1	22	22	0	10	1	1	2	720	88%	0
<b>Totals</b>		<b>58/28</b>	<b>114</b>	<b>95</b>	<b>19</b>	<b>NA</b>	<b>0.0</b>	<b>7</b>	<b>51</b>	<b>22</b>	<b>0</b>	<b>36</b>	<b>3</b>	<b>2</b>	<b>2</b>	<b>---</b>	<b>---</b>	<b>12</b>

## PLAYOFFS

2012	Seattle	1/0	0	0	0	NA	0.0	0	0	--	0	0	0	0	0	0	0%	0
2013	Seattle	3/3	12	8	4	NA	0.0	0	0	--	0	2	1	0	0	195	98%	0
2014	Seattle	3/2	11	10	1	NA	0.0	1	5	5	0	1	0	0	0	141	67%	0
<b>Totals</b>		<b>7/5</b>	<b>23</b>	<b>18</b>	<b>5</b>	<b>NA</b>	<b>0.0</b>	<b>1</b>	<b>5</b>	<b>5</b>	<b>0</b>	<b>3</b>	<b>1</b>	<b>0</b>	<b>0</b>	<b>---</b>	<b>---</b>	<b>0</b>

## ADDITIONAL CAREER STATISTICS

**Special Teams Fumble Recoveries:** (3) - 2011 (1) [at StL 11/20]; 2012 (1) [vs. Ari. 12/9]; 2013 (1) [vs. SF 9/15]

**Special Teams Forced Fumbles:** (1) - 2012 (1) [vs. Ari. 12/9]

**VITALS**  
**Height:** 6-1  
**Weight:** 290  
**Date Of Birth:** December 15, 1988  
**Hometown:** Lemont, IL  
**HS:** Lemont Township  
**College:** Michigan  
**NFL Experience:** 3rd Year  
**Acquired:** FA 2014  
**Draft Pick:** D7-12 (226th overall) by San Diego



## COLLEGE ACCOLADES

**2011:** Rimington Trophy  
 AP 1st-team All America  
 FWAA 1st-team All America  
 Sporting News 1st-team AA  
 1st-team All-Big Ten (Coaches)  
 2nd-team All-Big Ten (Media)  
**2010:** 1st-team All-Big Ten (Coaches)  
 2nd-team All-Big Ten (Media)

## THREE-STEP DROP

**If he could play another sport what team/position:** Pro golfer  
**Talent he'd most like to have:** The ability to dance  
**Hobbies:** Golf  
**First job:** Cleaned a local gymnasium when he was 15  
**First football team:** The Lemont Hornets in seventh grade  
**What he'd be doing if not in football:** Pursuing a career in business  
**Funniest Eagle:** "Uncle Al" Barbre  
**Favorite TV show:** *Top Gear*  
**Favorite meal:** Giordano's Deep Dish Pizza in Chicago

**"He's got a pretty good feel for it. David's really smart. He picks things up really quickly. He picked our offense up really quickly. He actually did some in college because when he was at Michigan, Rich Rodriguez was there, so he's got some experience in a tempo-type system."**

- Eagles Head Coach Chip Kelly

Originally a seventh-round draft selection of San Diego in 2012, David Molk signed as a free agent with the Eagles during the 2014 offseason and was placed on Injured Reserve by the team with a torn biceps on 9/15/15. A four-year starter at the University of Michigan, Molk provided quality depth for the Eagles, appearing in eight games with four starts as a reserve center. Molk earned the 2011 Big Ten Conference Rimington-Pace Offensive Lineman of the Year Award after helping Michigan rank second in the conference and 13th nationally in rushing as a senior.

## 2014 HIGHLIGHTS

- Made his first NFL start at SF (9/28) in place of an injured Jason Kelce
- Played the majority of the game at left guard in a win vs. Jax. (9/7) after Evan Mathis left late in the second quarter with a knee injury

## BIRDSEED

- During warmups of the 2012 Sugar Bowl, Molk felt a pop in his foot and, under the direction of the Michigan coaching staff, did not start the contest. However, after seeing the offense struggle on the first series of the game, in part due to a couple of errant snaps, Molk inserted himself into the game and didn't miss a snap for the remainder of the contest, helping the Wolverines rally to a 23-20 victory over Virginia Tech
- **Favorite thing about playing football:** "It truly is a test of will, fortitude, strength and speed. It's a one-on-one match-up and battle and it's all happening at one time. Every play is something different -- a different scenario and a different situation. With football, it's one thing that's ever-changing, so you never really get to the point where you are beating everyone at everything because there's always some guy or some scheme or blitz that you have to pick up and adapt to."

## MOLK'S CAREER SERVICE

Regular Season		
Year	Team	GP/GS
2012	San Diego	12/0
2014	Philadelphia	7/4
2015	Philadelphia	1/0
<b>Totals</b>		<b>20/4</b>
<b>First NFL game:</b> 9/10/12 at Oak.		
<b>First NFL start:</b> 9/28/14 at SF		

Height: 6-0

Weight: 217

Date Of Birth: February 12, 1988

Hometown: Las Vegas, NV

HS: Bishop Gorman (Las Vegas)

College: Oklahoma

NFL Experience: 5th Year

Acquired: FA (Dal) 2015

Draft Pick: D3-11

(71st overall) by Dallas

## VITALS

2014 NFL  
RANKINGS

## RUSHING YARDS

1. DeMarco Murray (DAL)	1,845
2. Le'Veon Bell (PIT)	1,361
3. LeSean McCoy (PHI)	1,319
4. Marshawn Lynch (SEA)	1,306
5. Justin Forsett (BAL)	1,266

## SCRIMMAGE YARDS

1. DeMarco Murray (DAL)	2,261
2. Le'Veon Bell (PIT)	2,215
3. Matt Forte (CHI)	1,846
4. Antonio Brown (PIT)	1,711
5. Marshawn Lynch (SEA)	1,673

## RUSHING TOUCHDOWNS

1t. DeMarco Murray (DAL)	13
Marshawn Lynch (SEA)	13

MOST 100-YARD RUSHING  
GAMES IN A SEASON

1. Barry Sanders, DET (1997)	14
2t. DeMarco Murray, DAL (2014)	12
Jamal Anderson, ATL (1998)	12
Eric Dickerson, LAR (1984)	12
Barry Foster, PIT (1992)	12
Chris Johnson, TEN (2009)	12
Jamal Lewis, BAL (2003)	12



## Pro Bowls: 2014, 2015

*"He's a perfect fit for us. He does exactly what we want to do, full-steam downhill, full-steam ahead. That's what we're preaching every day...His passion for the game, and his leadership in the classroom, in the weight room and on the field, is second to none, and he's driven by that."*

- Eagles Running Backs Coach Duce Staley

After winning the NFL's rushing title and earning NFL Offensive Player of the Year honors for the Dallas Cowboys in 2014, DeMarco Murray signed a five-year contract with the Eagles during the 2015 offseason. A two-time Pro Bowler and 2014 AP first-team All-Pro selection, Murray set Cowboys franchise records and led the NFL with 1,845 yards rushing and 2,261 scrimmage yards in 2014, averaging 4.7 yards-per-carry and totaling 13 touchdowns. He also became the first player in NFL history to rush for 100-plus yards in each of his team's first eight games of the season, while topping the 1,000-yard mark in the process. A former third-round draft choice of Dallas in 2011, Murray starred collegiately at Oklahoma alongside Eagles teammate QB Sam Bradford, earning first-team All-Big 12 honors as a senior.

## CAREER HIGHLIGHTS

- Earned the 2014 NFL rushing title after leading the league and setting Cowboys franchise records in rushing yards (1,845) and scrimmage yards (2,261). His 1,845 yards were 484 more than the next closest rusher (Pittsburgh RB Le'Veon Bell)
- Set an NFL record by rushing for 100-plus yards in each of the Cowboys first eight games in 2014, breaking Jim Brown's previous record of six-consecutive games to start a season set in 1958
- Became the fastest player in Dallas history and fifth-fastest player in league annals to reach the 1,000-yard mark, doing so in just eight games
- Garnered Pro Bowl honors in 2013 after completing his first-career 1,000-yard campaign, totaling 1,121 yards and nine touchdowns
- As a rookie in 2011, rushed for a Dallas franchise record 253 yards vs. StL (10/23/11), the ninth-highest single-game total in NFL history and the second-most by a rookie back

## 2015 HIGHLIGHTS

- In his first game as a visitor in Dallas (11/8), registered 161 total yards of offense (83 rushing, 78 receiving), including a one-yard TD run and a career-long 44-yard catch
- Posted 112 yards rushing (21 carries) and a 12-yard TD run vs. NYG (10/19)
- Led the team in rushing (83 yards) and receptions (7) while amassing 120 yards of total offense vs. NO (10/11). Also scored on a 4-yard run
- Scored two touchdowns (1 rushing, 1 receiving) in his Eagles debut at Atl. (9/14)





### 2014 HIGHLIGHTS (WITH DALLAS)

- Garnered 2014 NFL Offensive Player of the Year, first-team AP All-Pro and Pro Bowl honors after leading the league with 1,845 rushing yards and 2,261 scrimmage yards
- Became the first Cowboys running back to lead the league in rushing since Emmitt Smith in 1995
- His 12 games of 100-plus yards was tied for the second-highest total in NFL history
- Earned NFC Offensive Player of the Month honors in both September and October, becoming just the third running back (Smith in 1992 and Barry Sanders in 1997) to accomplish the feat in consecutive months
- Was named the FedEx Ground Player of the Week five times, the highest total in the NFL in 2014
- Tied for the league lead with 13 rushing scores and added 57 catches for 416 yards (7.3 avg.) out of the backfield
- In the Divisional Playoff round at GB (1/11), rushed for 123 yards and a touchdown on 25 carries. His 123 yards ranked ninth in Cowboys single-game playoff history and he became the first Cowboy since Smith in 1995-96 to rush for a touchdown in consecutive playoff games
- Carried 19 times for 75 yards and a touchdown in a Wild Card Playoff game vs. Det. (1/4)
- Eclipsed the 100-yard mark for the 12th time in 2014, rushing for 100 yards and a touchdown at Was. (12/28). The touchdown marked his 13th rushing score of the year, which tied for fifth in team history and also tied for the NFL lead (Seattle RB Marshawn Lynch)
- Passed Smith (1,713 in 1992) for the second-most rushing yards in team history vs. Ind. (12/21) after totaling 58 yards and a touchdown
- Scored a pair of touchdowns at Phi. (12/14), his second multi-rushing touchdown game of the season and fourth of his career. Also set a career high with his 11th rushing score, while becoming just the third player in team history to top 2,000 scrimmage yards

### SINGLE-SEASON 100-YARD RUSHING GAMES

In 2014, Murray became just the seventh player since 1960 to record at least 12 games of 100-plus rushing yards in a single season.

Player, Team	Year	Games
Barry Sanders, Detroit	1997	14
DeMarco Murray, Dallas	2014	12
Jamal Anderson, Atlanta	1998	12
Eric Dickerson, LA Rams	1984	12
Barry Foster, Pittsburgh	1992	12
Chris Johnson, Tennessee	2009	12
Jamal Lewis, Baltimore	2003	12

### COWBOYS SINGLE-SEASON RUSHING LEADERS

	Player	Yards
1	DeMarco Murray	1,845 (2014)
2	Emmitt Smith	1,773 (1995)
3	Emmitt Smith	1,713 (1992)
4	Tony Dorsett	1,646 (1981)
5	Emmitt Smith	1,563 (1991)

### 100-YARD RUSHING GAMES (21)

Yds	Date	Opponent	Atts	TDs
253	10/23/11	vs. StL (W)	25	1
179	12/4/14	at Chi. (W)	32	1
175	9/22/13	vs. StL (W)	26	1
167	9/14/14	at Ten. (W)	29	1
149	9/28/14	vs. NO (W)	24	2
146	12/9/13	at Chi. (L)	18	0
141	10/27/14	vs. Was. (L)	19	0
139	11/6/11	vs. Sea. (W)	22	0
136	10/5/14	vs. Hou. (W)	31	0
135	11/13/11	vs. Buf. (W)	20	1
134	12/15/13	vs. GB (L)	18	1
131	9/5/12	at NYG (W)	20	0
128	10/19/14	vs. NYG (W)	28	1
123	*1/11/15	at GB (L)	25	1
121	11/23/14	at NYG (W)	24	0
118	9/7/14	vs. SF (L)	22	1
115	10/12/14	at Sea. (W)	28	1
112	10/19/15	vs. NYG (W)	21	1
100	12/28/14	at Was. (W)	20	1
100	11/9/14	at Jax. (W)	19	0
100	9/21/14	at StL (W)	24	1

\*Denotes playoff game

### MULTI-TOUCHDOWN GAMES (5)

Date	Opponent	Rush	Rec.	Total
11/28/13	vs Oak. (W)	3	0	3
9/14/15	at Atl. (L)	1	1	2
12/14/14	at Phi. (W)	2	0	2
9/28/14	vs. NO (W)	2	0	2
12/22/13	at Was. (W)	1	1	2



Murray set an NFL record in 2014 by starting the season with eight-consecutive 100-yard rushing performances

### PLAYER OF THE WEEK/MONTH AWARDS

NFC Offensive POM	October 2014
NFC Offensive POM	September 2014
FedEx Ground POW	Oct. 19, 2014 vs. NYG
FedEx Ground POW	Oct. 12, 2014 at Sea.
FedEx Ground POW	Oct. 5, 2014 vs. Hou.
FedEx Ground POW	Sep. 28, 2014 vs. NO
FedEx Ground POW	Sep. 14, 2014 at Ten.
FedEx Ground POW	Sep. 22, 2013 vs. StL
NFL Off. Rookie of the Month	November 2011
Pepsi NFL Rookie of the Week	Oct. 23, 2011 vs. StL
FedEx Ground POW	Oct. 23, 2011 vs. StL



## MURRAY'S CAREER STATISTICS

Year	Team	GP/GS	RUSHING					RECEIVING					TYS	OFF SNAPS	
			Att	Yds	Avg	Lg	TD	No	Yds	Avg	Lg	TD		No	Pct
2011	Dallas	13/7	164	897	5.5	91t	2	26	183	7.0	18	0	1080	NA	NA
2012	Dallas	10/10	161	663	4.1	48	4	35	251	7.2	22	0	914	469	43%
2013	Dallas	14/14	217	1121	5.2	43	9	53	350	6.6	22	1	1471	672	67%
2014	Dallas	16/16	392	1845	4.7	51	13	57	416	7.3	34	0	2261	783	74%
2015	Philadelphia	10/8	155	545	3.5	30	4	39	295	7.6	44	1	840	393	48%
<b>Totals</b>		<b>63/55</b>	<b>1089</b>	<b>5071</b>	<b>4.7</b>	<b>91t</b>	<b>32</b>	<b>210</b>	<b>1495</b>	<b>7.1</b>	<b>44</b>	<b>2</b>	<b>6566</b>	---	---

## PLAYOFFS

2014	Dallas	2/2	44	198	4.5	30	2	4	27	6.8	13	0	225	88	75%
<b>Totals</b>		<b>2/2</b>	<b>44</b>	<b>198</b>	<b>4.5</b>	<b>30</b>	<b>2</b>	<b>4</b>	<b>27</b>	<b>6.8</b>	<b>13</b>	<b>0</b>	<b>225</b>	---	---

## ADDITIONAL CAREER STATISTICS

**Fumbles/Lost:** (12/8) - 2011 (1/0), 2012 (3/2), 2013 (3/1), 2014 (5/5), 2015 (1/1)

**Playoff Fumbles/Lost:** (1/1) - 2014 (1/1)

**Kickoff Returns:** 2011 (2-36-22lg)

## 2015 GAME-BY-GAME STATISTICS

Date	Opp	W/L	GP/GS	RUSHING					RECEIVING					TYS	SNAPS	
				Att	Yds	Avg	Lg	TD	No	Yds	Avg	Lg	TD		No	Pct
Sep 14	at Atl	L	1/1	8	9	1.1	8t	1	4	11	2.8	6	1	20	33	45%
Sep 20	Dal	L	1/1	13	2	0.2	9	0	5	53	10.6	22	0	55	43	69%
Sep 27	at NYJ	W	0/0	INACTIVE/HAMSTRING												
Oct 4	at Was	L	1/0	8	36	4.5	30	0	2	12	6.0	8	0	48	25	45%
Oct 11	NO	W	1/1	20	83	4.2	24	1	7	37	5.3	13	0	120	43	51%
Oct 19	NYG	W	1/0	21	112	5.3	21	1	3	14	4.7	7	0	126	44	56%
Oct 25	at Car	L	1/1	18	65	3.6	11	0	2	5	2.5	3	0	70	39	47%
Nov 8	at Dal	W	1/1	18	83	4.6	20	1	6	78	13.0	44	0	161	41	56%
Nov 15	Mia	L	1/1	22	61	2.8	13	0	6	58	9.7	20	0	119	60	62%
Nov 22	TB	L	1/1	13	64	4.9	16	0	4	27	6.8	11	0	91	30	42%
Nov 26	at Det	L	1/1	14	30	2.1	19	0	0	0	0.0	0	0	30	35	59%
Dec 6	at NE															
Dec 13	Buf															
Dec 20	Ari															
Dec 26	Was															
Jan 3	at NYG															
<b>Totals</b>			<b>10/8</b>	<b>155</b>	<b>545</b>	<b>3.5</b>	<b>30</b>	<b>4</b>	<b>39</b>	<b>295</b>	<b>7.6</b>	<b>44</b>	<b>1</b>	<b>840</b>	<b>393</b>	<b>48%</b>

## CAREER HIGHS

<b>Rushes</b>	32	{12/4/14 at Chi.}
<b>Rushing Yards</b>	253	{10/23/11 vs. StL}
<b>Rushing Long</b>	91t	{10/23/11 vs. StL}
<b>Rushing TDs</b>	3	{11/28/13 vs. Oak.}
<b>Receptions</b>	9	{12/4/14 at Chi.}
<b>Receiving Yards</b>	80	{10/27/14 vs. Was.}
<b>Receiving Long</b>	44	{11/8/15 at Dal.}
<b>Receiving TDs</b>	1 (twice)	{last 9/14/15 at Atl.}
<b>Touches</b>	41	{12/4/14 at Chi.}
<b>Scrim. Yards</b>	253	{10/23/11 vs. StL}
<b>Scrim. TDs</b>	3	{11/28/13 vs. Oak.}



## VITALS

**Height:** 6-0  
**Weight:** 193  
**Date Of Birth:** February 19, 1992  
**Hometown:** Jupiter, FL  
**HS:** Jupiter  
**College:** Auburn  
**NFL Experience:** 2nd year  
**Acquired:** T-Ind (2014)  
**Draft Pick:** Undrafted

PARKEY'S  
SCORING RECORDS

## EAGLES SEASON

## SCORING LEADERS

1. Cody Parkey, 2014 150
2. David Akers, 2008 144
3. David Akers, 2010 143

## NFL ALL-TIME ROOKIE

## SCORING LEADERS

1. C. Parkey (Phi., 2014) 150
2. K. Butler (Chi., 1985) 144
3. M. Crosby (GB, 2007) 141  
B. Walsh (Min., 2012) 141

2014 NFL  
SCORING  
LEADERS

## 2014 NFL

## SCORING LEADERS

1. S. Gostkowski, NE 156
2. C. Parkey, Phi. 150
3. A. Vinatieri, Ind. 140

THREE-STEP  
DROP

**In any other sport, what position would you play and for what team:** Goalkeeper for the US Men's Soccer team  
**Pre-game ritual:** Stretching routine that begins 2.5 hours before the game and walking the field to visualize kicks from various spots and distances  
**Hobbies:** Fishing, beach, golfing  
**First job:** Valet at PGA National  
**Favorite team growing up:** Miami Dolphins  
**Favorite movie:** *Remember the Titans*  
**Favorite TV show:** *Duck Dynasty*  
**Favorite meal:** Pizza  
**Favorite quote:** "Impossible is nothing"

## Pro Bowls: 2015

*"A lot of his success can be attributed to the way he prepares himself. I watch him during the week and see how he warms up, see how he takes notes, see how he watches film, and he seems like a guy who's been doing it a while. He's a true pro."*

- Eagles Punter Donnie Jones

Originally an undrafted free agent signee of Indianapolis in 2014, Cody Parkey was acquired from the Colts via trade during the preseason and went on to set the NFL rookie scoring record, while enjoying the best kicking season in Eagles history and earning a Pro Bowl selection. Parkey was placed on Injured Reserve with a groin injury following Week 3 of the 2015 season. A standout kicker at Auburn, Parkey ranks in the top five in all Tigers' kicking categories and connected on 14-of-19 field goals as a senior while leading the nation with 69 touchbacks.

## 2014 HIGHLIGHTS

- Earned a Pro Bowl selection after setting an NFL rookie record, breaking the Eagles single-season record and ranking second in the NFL with 150 points
- Also set franchise records with four 50-plus yard field goals and 46 touchbacks
- Made 88.9% of his field goal attempts (32-36), tying Alex Henery (24-27 in 2011) for the Eagles single-season record
- Connected on 17 consecutive field goal attempts, tying for the second-longest streak in team history
- Booted at least five touchbacks four times, the most ever by an Eagle in a single season
- Went 4-4 at Dal. (11/27), becoming the first Eagle ever with nine field goals over a two-game span
- Scored a career-high 19 points after hitting five of six attempts vs. Ten (11/23). His five field goals tied for the second-highest single-game total in team history
- Nailed a 54-yard field goal at Ari. (10/26), setting a career high and tying for the third-longest in team history. Also kicked 5 TBs
- Connected on 3-4 attempts, including a game-winning 36-yarder as time expired at Ind. (9/15), the first by an Eagle since David Akers in 2006
- Drilled a 51-yard field goal on his first-career attempt vs. Jax. (9/7) and went 2-2 on the afternoon, while also booting TBs on five of seven kickoffs

## PERSONAL

- Son of Doug Sr. and Kelly Parkey. Kelly also attended Auburn
- Began kicking in sixth grade after his brother convinced him to. Also played LB and OL. "Believe it or not, I was actually a chubby kid growing up."
- In addition to playing football, he also played soccer, basketball, golf and tennis growing up
- Parkey has scored plenty of points for his teams but has actually never reached the end zone for a TD



## PARKEY'S CAREER STATISTICS

Year	Team	GP	FG-FGA	Pct	Lg	Blk	XP-XPA	Pct	Blk	Pts	KOs	TB	STT
2014	Philadelphia	16	32-36	88.9	54	0	54-54	100.0	0	150	98	46	3
2015	Philadelphia	3	3-4	75.0	46	0	7-7	100.0	0	16	13	3	0
<b>Totals</b>		<b>19</b>	<b>35-40</b>	<b>87.5</b>	<b>54</b>	<b>0</b>	<b>61-61</b>	<b>100.0</b>	<b>0</b>	<b>166</b>	<b>111</b>	<b>49</b>	<b>3</b>

## 2015 GAME-BY-GAME STATISTICS

Date	Opp	W/L	FG-FGA	Pct	Lg	Blk	XP-XPA	Pct	Blk	Pts	Kick By Kick
Sep 14	at Atl	L	1-2	50.0	29	0	3-3	100.0	0	6	29, 44N
Sep 20	Dal	L	1-1	100.0	46	0	1-1	100.0	0	4	46
Sep 27	at NYJ	W	1-1	100.0	30	0	3-3	100.0	0	6	30
PLACED ON INJURED RESERVE (GROIN) ON 9/29											
<b>Totals</b>			<b>3-4</b>	<b>75.0</b>	<b>46</b>	<b>0</b>	<b>7-7</b>	<b>100.0</b>	<b>0</b>	<b>16</b>	

## CAREER HIGHS

<b>FGs</b>	5	[11/23/14 vs. Ten.]
<b>FG Atts.</b>	6	[11/23/14 vs. Ten.]
<b>Long</b>	54	[10/26/14 at Ari.]
<b>Long Att.</b>	54	[10/26/14 at Ari.]
<b>PATs</b>	6	[11/10/14 vs. Car.]
<b>Points</b>	19	[11/23/14 vs. Ten.]

PARKEY'S CAREER  
REGULAR SEASON FG SPLITS

	FG-FGA	Pct	Lg
<b>vs. NFC East</b>	15-17	88.2	51
<b>vs. NFC</b>	23-26	88.5	54
<b>vs. AFC</b>	12-14	85.7	51
<b>at Lincoln Financial Field</b>	18-19	94.7	51
<b>Away</b>	17-21	81.0	54
<b>Turf</b>	13-15	86.7	39
<b>Grass</b>	24-27	88.9	54
<b>Indoors</b>	11-13	84.6	54
<b>Outdoors</b>	24-27	88.9	51
<b>September</b>	11-13	84.6	51
<b>October</b>	6-6	100	54
<b>November</b>	13-14	92.9	50
<b>December</b>	5-7	71.4	47
<b>When Tied</b>	7-7	100	54

## PERSONAL - Cont.

- Enjoys playing golf in his free time and says the best course he has ever played was Pine Valley
- Graduated from Auburn with a degree in communications
- **Nicknames:** CP, Parks
- Attended Jupiter (FL) High School where he was rated the No. 1 kicker in the nation by *ESPN.com* after connecting on 9-12 field goal attempts
- Parkey succeeded current Falcons punter/kickoff specialist Matt Bosher as the kicker at Jupiter High School
- Participated in the 2010 Under Armour All-American game and Outback All-State game while also garnering *PrepStar* All-America honors
- Has become involved with The Lutzie 43 foundation which was established in the memory of his friend and former Auburn teammate, Philip Lutzenkirchen. The foundation aims to develop the character of young athletes and their coaches with a focus on leadership, charity, compassion, mentorship, hard work, honesty, and faith

## COLLEGE HIGHLIGHTS

- A four-year letterman at Auburn, Parkey ranks in the top five in every kicking category in school history
- Led the nation with 69 touchbacks as a senior in 2013 while hitting 14-of-19 field goals on the season, including a long of 52 yards in the SEC Championship Game
- Hit an SEC-record 90-consecutive PATs spanning his junior and senior seasons
- Connected on 11-of-14 field goals as a junior, including a long of 49 yards. Also recorded touchbacks on 33 of his 48 kickoffs (68.7%)
- Named to Phil Steele's All-SEC third team as a sophomore, recording 38 touchbacks, the second most in the conference and third most in the FBS. Also hit 13-of-18 field goals (72.2%)
- Appeared in seven games as a freshman kickoff specialist in 2010

## INJURY HISTORY

- Sustained a groin injury vs. NYJ (9/27/15) and was placed on Injured Reserve on 9/29/15

## TRANSACTIONS

- 2014 Signed by IND as a rookie free agent
- 8/20/14 Traded by IND to PHI for RB David Fluellen
- 9/29/15 Placed on Injured Reserve



Pro Bowls: 2008, 2009, 2010, 2011, 2013, 2014, 2015

**Height:** 6-4  
**Weight:** 328  
**Date Of Birth:** January 22, 1982  
**Hometown:** Queen City, TX  
**HS:** Queen City  
**College:** Arkansas  
**NFL Experience:** 12th Year  
**Acquired:** Trade-Buffalo (2009)  
**Draft Pick:** Undrafted

## VITALS



## PRO BOWLS BY EAGLES TACKLES

Jason Peters	5
Bob Brown	3
Frank Kilroy	3
Tra Thomas	3

## MOST PRO BOWLS EAGLES HISTORY

Chuck Bednarik	8
Reggie White	7
Brian Dawkins	7
Donovan McNabb	6
Pete Pihos	6
Jason Peters	5
(tied with 7 others)	

## THREE-STEP DROP

**In any other sport, what position would you play and what team:**

Pitcher for the New York Yankees

**First jersey owned:** Shaquille O'Neal, Orlando Magic

**Funniest Eagles:** Donnie Jones and Jon Dorenbos

**First job:** Working the grill at Wendy's in Atlanta, TX. After practice, I would ride three miles on my bike to work and made \$140/week.

**Best player ever lined up against:** Dwight Freeney, he'll change the whole game around if you can't block him

**Talent he'd like to have:** To be an engineer for Microsoft and invent some thing as impactful as the internet

**"To get a big guy playing tackle that can pass protect like he does and work his way down the field, God didn't create many people like him."**

- NBC Sunday Night Football analyst  
Cris Collinsworth

In 2000, he was a redshirt defensive lineman in college, laboring on Arkansas' scout team. In 2004, he was a rookie free agent tight end just looking for playing time in Buffalo. Now, he is a seven-time Pro Bowl and six-time All-Pro offensive tackle who is building his resume for a spot in the Pro Football Hall of Fame. In between is the remarkable story of Jason Peters, who is regarded by many experts as the best left tackle in the game, and who has anchored the Eagles offensive line since being acquired in a trade from Buffalo in 2009. Peters was rewarded with a five-year contract following the 2013 season that will keep the tackle in Philadelphia through 2018.

## CAREER HIGHLIGHTS

- With his seventh Pro Bowl selection and fifth as an Eagle in 2014, Peters has garnered the 2nd most Pro Bowl nominations by an offensive lineman in team history behind Chuck Bednarik (eight) who did so as a two-way player at center and linebacker
- Earned Pro Bowl honors in five consecutive seasons (2007-11) and All-Pro honors following the 2007, '08, '10, '11, '13 and '14 campaigns
- Joined Frank "Bucko" Kilroy (1953-55) as the only two offensive linemen in franchise history to earn a Pro Bowl berth in three consecutive years
- Since Peters' first Pro Bowl selection in 2007, only Cleveland's Joe Thomas (eight) has been selected to as many Pro Bowls as a tackle
- Has two career touchdowns: Blocked a punt and recovered it in the end zone (12/19/04 at Cin.) and caught J.P. Losman's first career TD pass (9/11/05 vs. Hou.)

## BIRDSEED

- Originally signed with the Buffalo Bills in 2004 as a rookie free agent tight end with a signing bonus of \$5,000. Peters went undrafted despite an impressive workout at the NFL Scouting Combine, including a 4.8 time in the 40-yard dash. Credits the draft-day snub with giving him extra motivation
- Credits former Bills coach Mike Mularkey for his career-changing switch from tight end to tackle in 2005. "Offensive line was one of our weak points and I remember wanting to get on the field any way I could. Coach Mularkey told me about it and Mouse [o-line coach Jim McNally] and I got to work."
- Was once taken out of a baseball game as a 9-year old after the umpire and opposing coach were convinced he was too old to play. "I struck out 9 batters in the first three innings. My mother had to go home and get my birth certificate before I was allowed back in the game. After I did, I hit a home run."



***"I just don't see Peters in any trouble ever in pass protection. He's better than everybody he blocks every week. He's a great run blocker and he is outstanding pass protection."***

- ESPN analyst Jon Gruden

PETERS' CAREER SERVICE					
Regular Season			Playoffs		
Year	Team	GP/GS	Year	Team	GP/GS
2004	Buffalo	5/1	2009	Philadelphia	1/1
2005	Buffalo	16/10	2010	Philadelphia	1/1
2006	Buffalo	16/16	2013	Philadelphia	1/1
2007	Buffalo	15/15	Totals		3/3
2008	Buffalo	13/13	<b>Starts by position:</b> 2004: 1 at TE, 2005: 1 at TE, 9 at RT, 2006: 7 at RT, 9 at LT, 2007: 15 at LT, 2008: 13 at LT, 2009: 15 at LT (1 at LT in playoffs), 2010: 13 at LT (1 at LT in playoffs), 2011: 14 at LT, 2013: 16 at LT (1 at LT in playoffs), 2014: 16 at LT; 2015: 9 at LT		
2009	Philadelphia	15/15			
2010	Philadelphia	13/13			
2011	Philadelphia	14/14			
2012	Philadelphia	0/0	<b>First NFL game:</b> 11/14/04 at NE		
2013	Philadelphia	16/16			
2014	Philadelphia	16/16	<b>First NFL start:</b> 12/19/04 at Cin.		
2015	Philadelphia	9/9			
Totals		148/138			

#### BRAND JORDAN



Peters started a collection of Jordans in 2006 and now has a collection of over 2,500 that he neatly displays in one closet in his home. His personal favorites are the "black and red 13's"

#### CUSTOM WHEELS



Peters owns a business in Shreveport, LA, named Greedy Boy Customs. "We do custom car work or on really anything with wheels," said Peters. "We've actually done work on a few golf carts." ... Thanks to his grandfather, Dallas Wiggins, buying and restoring cars has been a passion in Jason's life. "He used to take all these old cars and fix them up. When I was little, I was always hanging around watching him and my uncle, and I got hooked."

#### PERSONAL

- Single and resides in South Jersey and in Atlanta, TX. Has a son, Jayshaun, who plays football, baseball, and basketball. "He's 12 years old and he made the all-star team in all three sports," said his proud father
- Mother Teledeo (pronounced Toledo) Simington and stepfather Ivory Simington. Has two sisters, Ivy and Chrissy
- Jason is quick to name his mother as the hero in his life, "My mom means everything to me. I definitely wouldn't be where I am today without her. She worked multiple jobs so she could provide for us. In the last year or so she lost over 100 pounds before undergoing two knee replacement surgeries. Now she's doing so much better. She continues to be such a big inspiration to me."
- Attended Queen City (TX) High School, earning All-District and All-Area honors as a defensive end. Also lettered in basketball, averaging 18.4 points per game to garner All-District and All-Area honors
- Lists dominoes, fishing, camping in Texas and DJing as hobbies. Also took up golf this past offseason
- Owns anywhere from 10-15 cars and loves taking the time to get dirty under the hood to fix them up. His prized possession, though, is a PS Freightliner. "I use it to tow my camper and my other cars. I taught myself how to drive it."
- Favorite teams/athletes growing up: Buffalo Bills, Texas Rangers and Bruce Smith
- Began playing football as a 10-year-old offensive and defensive lineman for the Queen City Bulldogs
- An avid fisherman, Peters' most memorable catch was a 14-pound bass from a boat on a lake in Arkansas. "Me and about eight of my teammates would fish all the time in college. As soon as we got done with practice, we would go."
- Interested in starting his own clothing line
- Majored in vocational education
- Full name: Jason Raynard Peters

#### 2014 HIGHLIGHTS

- Named second-team All-Pro by *The Associated Press*
- Garnered All-NFC honors from the Pro Football Writers of America
- Earned his seventh trip to the Pro Bowl and is the first offensive tackle in team history to earn five-plus Pro Bowl selections. Since earning his first bid in 2007, the only offensive tackle with more Pro Bowl selections is Cleveland's Joe Thomas (eight)
- Named to the USA Football All-Fundamentals team, an annual team comprised of 26 NFL players who exhibit exemplary football techniques for young players to emulate
- Helped the Eagles generate 6,348 total yards of offense: the fifth-most in the NFL. Also paved the way for LeSean McCoy, who ranked third in the NFL with 1,319 rushing yards

#### 2013 HIGHLIGHTS

- Earned first-team All-Pro honors for the second time and garnered his sixth Pro Bowl selection after starting all 16 games
- Was part of an offensive line that helped block for the NFL's leading rusher, LeSean McCoy, who finished with a franchise-best 1,607 rushing yards
- Helped the Eagles set a team record with 442 points scored (broken in 2014) and 6,676 total net yards



## VITALS

**Height:** 6-1  
**Weight:** 207  
**Date Of Birth:** October 18, 1991  
**Hometown:** Woodberry Forest, VA  
**HS:** Woodberry Forest  
**College:** Stanford  
**NFL Experience:** 1st Year  
**Draft Pick:** D5b-14 (162nd overall) by Philadelphia

## NCAA SINGLE-SEASON RECORD

### INTERCEPTION RETURN YARDAGE

1. Charles Phillips (USC), 1974 302
2. Ed Reynolds (Stanford), 2012 301

## THREE-STEP DROP

**If he could play another sport, what team/position:** Striker, FC Barcelona

**First jerseys:** Barry Sanders and Walter Payton

**Three items needed on deserted island:** Hunting knife, a pot and a net

**If he could be any superhero, he would be:** The Hulk

**Nicknames:** Easy E, Easy Eddie

**Favorite meal:** Home-cooked meal by his mother or grandmother

**Favorite movie:** Men of Honor

**Favorite TV shows:** House of Cards, Orange is the New Black, Entourage and Breaking Bad

**Favorite musical artists:** J. Cole, Rick Ross, Big K.R.I.T., Meek Mill, Drake and "old" Kanye West

**Favorite Halloween costume:** Ninja

**Favorite Philly restaurants:** Green Eggs Cafe, Honey's Sit N' Eat

**"He's grown up around the game. You can sense that when you're around him. One thing about Ed, you can sense how much he really loves playing football. Physical, hard-nosed, what you're looking for."**

- Eagles Head Coach Chip Kelly

A former All-America selection out of Stanford, Ed Reynolds was signed by the Eagles on 11/20/15 off of the team's practice squad after originally being selected by Philadelphia in the fifth round of the 2014 NFL Draft. Reynolds started 27 games at free safety for Stanford, where he recorded 140 tackles and seven interceptions during his career. In 2012, he earned third-team All-America honors as he amassed 47 tackles and six interceptions (three of which he returned for touchdowns). Born in Greensboro, NC, he is the son of former NFL linebacker and league employee Ed Reynolds.

## BIRDSEED

- Reynolds' father, Ed, appeared in 135 games at linebacker for the Patriots and Giants from 1983-92 and went on to work in the NFL league office in New York City for 12 years. Due to the office's close proximity to Philadelphia, Reynolds made an appearance at the NovaCare Complex during the 2004-05 season, long before he was drafted by the team, when he attended an Eagles practice with his father

## 2015 HIGHLIGHTS

- Played in the first game of his career at Det. (11/26) and recorded one tackle for a loss

## PERSONAL

- As a high school student, Reynolds spent his summer vacation working as a ball boy at Giants Training Camp. His responsibilities included cleaning helmets, scrubbing footballs and attending to the jugs machine
- Favorite sports moment was winning the 99th Rose Bowl as a junior. "The Rose Bowl experience, in general, was one that I'll never forget. Just as you're about to run out of the tunnel with your teammates, these big jets fly over the stadium, sending a chill down your spine. Even during the week leading up, they teach you about the game's history and what it means. Playing in that game, you feel like you're leaving a footprint in history."
- Growing up, was a fan of Stanford football players who went on to play in the NFL. Also followed and currently follows safeties that have made their mark on the league such as Brian Dawkins, Ronnie Lott, Jack Tatum, Sean Taylor, Earl Thomas III and Eric Berry
- In Pac-12 play, Reynolds would match up with WR Brandon Cooks from Oregon State who he claims is the best player he has lined up against
- Hopes to one day meet Muhammad Ali, skydive and visit Africa again





## REYNOLDS' CAREER STATISTICS

Year	Team	GP/GS	TACKLES					PASS DEFENSE					FUMBLES			DEF SNAPS		ST
			Total	Solo	Asst	TFL	Sacks	Int	Yards	Lg	TD	KD	FF	FR	Yards	Played	Pct	
2015	Philadelphia	1/0	1	1	0	1.0	0.0	0	0	--	0	0	0	0	0	13	2%	0
<b>Totals</b>		<b>1/0</b>	<b>1</b>	<b>1</b>	<b>0</b>	<b>1.0</b>	<b>0.0</b>	<b>0</b>	<b>0</b>	<b>--</b>	<b>0</b>	<b>0</b>	<b>0</b>	<b>0</b>	<b>0</b>	<b>13</b>	<b>2%</b>	<b>0</b>

## 2015 GAME-BY-GAME STATISTICS

Date	Opp	W/L	GP/GS	S	A	TT	Sac	Hur	Int	Yds	Lg	KD	FF	FR	Snap	Pct
SIGNED TO 53-MAN ROSTER FROM PRACTICE SQUAD (11/20)																
Nov 22	TB	L	0/0	DID NOT PLAY												
Nov 26	at Det	L	1/0	1	0	1	0.0	0	0	0	0	0	0	0	13	18%
Dec 6	at NE															
Dec 13	Buf															
Dec 20	Ari															
Dec 26	Was															
Jan 3	at NYG															
<b>Totals</b>			<b>1/0</b>	<b>1</b>	<b>0</b>	<b>1</b>	<b>0.0</b>	<b>0</b>	<b>0</b>	<b>0</b>	<b>0</b>	<b>0</b>	<b>0</b>	<b>0</b>	<b>13</b>	<b>2%</b>

## PERSONAL - Cont.

- While at Stanford, would visit local elementary schools as part of his community outreach
- According to Reynolds, three attributes needed to be a successful safety include breaking down film, being instinctive and paying close attention to detail
- If not in football, would be attending business school and traveling internationally
- Attended the Woodberry Forest School in Virginia where he played safety and running back. As a senior, racked up 50 tackles and three interceptions and added 1,314 yards and nine touchdowns on 154 carries
- Also lettered in track & field, setting the school indoor triple jump record (443.3)
- Recipient of the William and Mary Leadership Award
- Majored in political science
- Son of Pamela and Ed Reynolds. His father played football at the University of Virginia and in the NFL with the New England Patriots (1983-91) and New York Giants (1992)
- Has three younger brothers, Joseph, Ethan and Jason
- As part of an annual tradition, he and his family would all meet up together at his grandmother's house on Labor Day weekend
- Resides in Stoneville, NC
- Follow Ed on Twitter: @ed\_reynolds29

## COLLEGE HIGHLIGHTS

- Started 27 of 35 games at free safety for Stanford, where he recorded 140 tackles and seven interceptions
- Earned first-team All-Pac-12 honors in 2013 after compiling a career-high 87 tackles and one interception
- A third-team All-America selection in 2012, Reynolds amassed 47 tackles and six interceptions. His interception total ranked seventh on Stanford's all-time single-season leaderboard
- Set a school record with three touchdown returns as a junior, while his 301 interception return yards rank second in NCAA history, topped by only Charles Phillips of USC (302 yards in 1974)
- Redshirted as a sophomore in 2011

- Played in seven games as a freshman in 2010 and finished the season with six tackles

## TRANSACTIONS

- 2014 Drafted by PHI in 5th round ... signed 4-year contract
- 8/30/14 Waived by PHI
- 8/31/14 Signed by PHI to the practice squad
- 12/30/14 Re-signed by PHI
- 9/5/15 Waived by PHI
- 9/6/15 Signed by PHI to the practice squad
- 11/20/15 Signed by PHI from the practice squad to the active roster



**Height:** 6-0  
**Weight:** 196  
**Date Of Birth:** March 31, 1993  
**Hometown:** Winston-Salem, N.C.  
**HS:** Carver (Winston-Salem, N.C.)  
**College:** Coastal Carolina  
**NFL Experience:** Rookie  
**Acquired:** RFA (2015)

## VITALS

## CCU SINGLE-SEASON RANKINGS

PASS BREAKUPS

1t. Denzel Rice, 2013	12
Josh Norman, 2011	12
Quinton Teal, 2004	12
4. Richie Sampson, 2013	11
5t. Denzel Rice, 2014	10

## CCU CAREER RANKINGS

### PASS BREAKUPS

1. Josh Norman, 2008-11	35
2. Quinton Teal, 2003-06	31
3. Denzel Rice, 2011-14	24
4. Marrio Norman, 2004; 06-08	23
5. Richie Sampson, 2012-pres.	22

## THREE-STEP DROP

**Last touchdown:** Senior year of high school

**If he could play another sport, he would play:** Soccer for Barcelona or Brazil

**First jersey:** Ray Allen, Seattle Supersonics

**Hobbies:** Anything that involves competition

**Desired talent:** Diving

**If he could be any superhero, he would be:** Spider-Man

**Best player he has faced:** Former college teammate and current Miami Dolphins WR Matt Hazel

**Favorite athletes growing up:** Randy Moss, Jerry Rice and Deion Sanders

**Favorite athletes to watch now:** Brent Grimes and Darrelle Revis

**Favorite TV channel:** National Geographic

**Favorite meal:** Seafood



A 2015 rookie free agent signee of the Philadelphia Eagles, Denzel Rice appeared in 50 career games with 30 starts for the Coastal Carolina Chanticleers. Rice finished his college career ranked third in school history with 24 career pass breakups.

## 2015 HIGHLIGHTS

- Played in the first game of his career at NYJ (9/27), appearing exclusively on special teams

## PERSONAL

- As a senior in 2010, led Carver (N.C.) H.S. to a 13-3 record, as the Yellowjackets won the PAC-6 title and finished as the state runner-up
- Led the state of North Carolina as a senior with 12 INTs and earned first-team 2A All-State honors from The Associated Press and *NCPreps.com*. Also named All-Northwest Region, All-PAC 6 and all-county
- Was an honor roll student at Carver
- Also ran track and finished fourth in the 2010 State 2A Championships in the 4x100 relay and fifth in the 4x200 relay
- Started playing football for the Deluth Wildcats when he was 5 years old
- Fondly remembers his Pop Warner days and lists playing during halftime of a Carolina Panthers game at Bank of America Stadium as one of his favorite sports moments
- Son of Russell Rice and Evette Davenport. The eldest of five children, Denzel has two younger brothers and two younger sisters
- Lists his late grandmother, Phyllis Rice, as his biggest influence. "She was incredibly giving and displayed so many great leadership qualities," says Rice. "I learned so much from her."
- Majored in communications at Coastal Carolina and needs to complete one internship to receive his degree. Plans to do so next offseason

## COLLEGE HIGHLIGHTS

- Was a captain as a senior in 2014 and earned second-team All-Big South honors after starting all 14 games. Finished the season with 41 tackles and 10 pass breakups, marking the second-highest pass breakup total in the league. Also blocked a punt at Florida A&M (9/20/14)
- Started all 15 games as a junior in 2013 and was named second-team All-Big South after setting career highs with 61 tackles and 12 pass breakups. Also notched the first interception of his career in a win vs. Gardner-Webb (10/12/13)
- Rice's 12 breakups in 2013 were the most in the Big South and tied for the highest single-season total in school history. His four pass breakups in a win at Eastern Kentucky (9/14/13) tied a Chanticleers single-game record
- Played in 10 games as a sophomore in 2012 and notched three tackles on the season
- Appeared in 11 games with one start as a true freshman in 2011. Notched seven tackles and two pass breakups



## RICE'S CAREER STATISTICS

			TACKLES					PASS DEFENSE					FUMBLES			DEF SNAPS		ST
Year	Team	GP/GS	Total	Solo	Asst	TFL	Sacks	Int	Yards	Lg	TD	KD	FF	FR	Yards	Played	Pct	T
2015	Philadelphia	3/0	0	0	0	0	0.0	0	0	--	0	0	0	0	0	0	0%	0
<b>Totals</b>		<b>3/0</b>	<b>0</b>	<b>0</b>	<b>0</b>	<b>0</b>	<b>0.0</b>	<b>0</b>	<b>0</b>	<b>--</b>	<b>0</b>	<b>0</b>	<b>0</b>	<b>0</b>	<b>0</b>	<b>0</b>	<b>0%</b>	<b>0</b>

## 2015 GAME-BY-GAME STATISTICS

Date	Opp	W/L	GP/GS	S	A	TT	Sac	Hur	Int	Yds	Lg	KD	FF	FR	Snap	Pct
Sep 14	at Atl	L	0/0	INACTIVE												
Sep 20	Dal	L	0/0	INACTIVE												
Sep 27	at NYJ	W	1/0	0	0	0	0.0	0	0	0	0	0	0	0	0	0%
Oct 4	at Was	L	1/0	0	0	0	0.0	0	0	0	0	0	0	0	0	0%
Oct 11	NO	W	0/0	INACTIVE												
Oct 19	NYG	W	0/0	INACTIVE												
Oct 25	at Car	L	0/0	INACTIVE												
Nov 8	at Dal	W	0/0	INACTIVE												
Nov 15	Mia	L	1/0	0	0	0	0.0	0	0	0	0	0	0	0	0	0%
Nov 22	TB	L	0/0	INACTIVE												
Nov 26	at Det	L	0/0	INACTIVE												
Dec 6	at NE															
Dec 13	Buf															
Dec 20	Ari															
Dec 26	Was															
Jan 3	at NYG															
<b>Totals</b>			<b>3/0</b>	<b>0</b>	<b>0</b>	<b>0</b>	<b>0.0</b>	<b>0</b>	<b>0</b>	<b>0</b>	<b>0</b>	<b>0</b>	<b>0</b>	<b>0</b>	<b>0</b>	<b>0%</b>

## COLLEGE HIGHLIGHTS - Cont.

- Made the first start of his career when he opened the season finale at corner at Western Carolina (11/19/11)

## VITALS

Height: 6-1  
 Weight: 205  
 Date Of Birth: October 3, 1992  
 Hometown: Klein, TX  
 HS: Klein HS  
 College: Utah  
 NFL Experience: Rookie  
 Draft Pick: D2-15 (47th overall) by Philadelphia

UTAH  
SINGLE-SEASON  
RANKINGS

## PASS BREAKUPS

1t. Kareem Leary, 1994	17
Andre Dyson, 2000	17
Andre Dyson, 1999	17
4. LaVon Edwards, 1991	14
5t. Eric Rowe, 2014	13

UTAH  
CAREER  
RANKINGS

## PASS BREAKUPS

1. Andre Dyson, 1997-2000	47
2t. Sean Knox, 1987-90	42
LaVon Edwards, 1988-91	42
4. Eric Rowe, 2011-14	34

THREE-STEP  
DROP

If he could play another sport, what team/position: Small forward, Portland Trailblazers

Three items needed on deserted island: Playstation, wi-fi, food

If he could be any superhero, he would be: The Flash

Hobbies: Basketball, golf

Bucket list: Travel to Spain

Favorite Halloween costume: Ninja

Favorite teams/athletes growing up: Indianapolis Colts/Bob Sanders

Favorite movie: The Avengers

Favorite TV show: Prison Break

Favorite musical artist: J. Cole

**"We think he can do a lot of things. That was the thing about him. He's got 45 career starts, I think nine at corner and 36 at safety...Versatility is one of the things that you look at and then from a height-weight-speed parameter, he's off the charts in terms of what he can do from a physical standpoint."**

- Eagles Head Coach Chip Kelly

A versatile defensive back who started at free safety for his first three seasons at Utah before moving to corner as a senior in 2014. Played in 47 games (45 starts) and accumulated 261 tackles, three INTs and 34 passes defended in his career.

## BIRDSEED

- Every Christmas and Thanksgiving, he and his family participate in a charity drive at the George R. Brown Convention Center in downtown Houston. Would like to eventually set up a donation drive that supplies gear to his high school football team

## 2015 HIGHLIGHTS

- Recorded his first-career interception after picking off a deep pass from Jets QB Ryan Fitzpatrick in the third quarter vs. NYJ (9/27). Rowe became the first Eagles rookie DB to haul in an interception since former safety Earl Wolff vs. Dal. (10/20/13)

## PERSONAL

- Favorite sports moment was watching Ray Allen hit the game-tying three-pointer in Game 6 of the 2013 NBA Finals
- Enjoys watching film on Jets CB Darrelle Revis and claims that his technique and patience are the two characteristics that set him apart
- Considers current teammate and former college opponent, Nelson Agholor, to be the best player he has ever lined up against
- When he was younger, Rowe served as a YMCA referee for various sports functions
- Earned numerous honors at Klein (TX) High School, including first-team 13-5A all-district in 2010 and second-team in 2009. Served as a team captain as a senior and was named Klein's Most Valuable Defensive Back as a junior and senior
- Compiled 207 tackles, four forced fumbles, nine INTs, including one that he returned for a TD, three blocked punts and two kickoff returns for TDs
- Earned all-district honors in basketball as a junior, competed in track and was a member of the National Honor Society
- Son of Nelson and Denise Rowe. Nelson is a chief accounting officer for a Houston energy company and Denise is a real estate investor
- Full name is Nelson Eric Rowe, Jr.
- Earned a bachelor's degree in business
- Follow Eric on Twitter: @EricRowe32



### COLLEGE HIGHLIGHTS

- His 34 career pass breakups rank as the fourth-highest total in Ute's annals and his 13 pass breakups as a senior in 2014 tied for the fifth-highest single-season mark in school history
- Earned Pac-12 All-Academic second-team honors in 2014 and honorable mention Academic All-Pac-12 honors in 2013
- Moved from safety to corner as a senior in 2014 and earned honorable mention All-Pac-12 honors after starting 10 of the 12 games in which he played. Finished the season with 59 total tackles, including three for a loss, an interception and a team-leading 13 pass breakups. Also added a fumble recovery and a blocked field goal
- Started all 12 games at free safety as a junior in 2013, recording 69 tackles and seven pass breakups

- Named honorable mention All-Pac-12 as a sophomore in 2012 after starting 10 games at free safety and ranking second on the Ute's defense with 64 tackles, including a team-high 38 solo stops. Also tied for second on the team with five pass breakups and recorded an interception and a fumble recovery
- As a true freshman in 2011, was named a first-team Freshman All-American by the Football Writers Association of America after starting all 13 games (10 at FS and three at SS)

### TRANSACTIONS

2015 Drafted by PHI in 2nd round (47th overall) ... signed 4-year contract

### ROWE'S CAREER STATISTICS

Year	Team	GP/GS	TACKLES					PASS DEFENSE					FUMBLES			DEF SNAPS		ST
			Total	Solo	Asst	TFL	Sacks	Int	Yards	Lg	TD	KD	FF	FR	Yards	Played	Pct	T
2014	Philadelphia	11/0	13	8	5	1.0	0.0	1	0	0	0	2	0	0	0	164	20%	2
<b>Totals</b>		<b>11/0</b>	<b>13</b>	<b>8</b>	<b>5</b>	<b>1.0</b>	<b>0.0</b>	<b>1</b>	<b>0</b>	<b>0</b>	<b>0</b>	<b>2</b>	<b>0</b>	<b>0</b>	<b>0</b>	<b>---</b>	<b>---</b>	<b>2</b>

### 2015 GAME-BY-GAME STATISTICS

Date	Opp	W/L	GP/GS	S	A	TT	Sac	Hur	Int	Yds	Lg	KD	FF	FR	Snaps	Pct
Sep 14	at Atl	L	1/0	0	0	0	0.0	0	0	0	0	0	0	0	0	0%
Sep 20	Dal	L	1/0	0	0	0	0.0	0	0	0	0	0	0	0	0	0%
Sep 27	at NYJ	W	1/0	1	2	3	0.0	0	1	0	0	0	0	0	15	19%
Oct 4	at Was	L	1/0	3	0	3	0.0	0	0	0	0	1	0	0	77	92%
Oct 11	NO	W	1/0	2	0	2	0.0	0	0	0	0	0	0	0	14	20%
Oct 19	NYG	W	1/0	0	0	0	0.0	0	0	0	0	0	0	0	0	0%
Oct 25	at Car	L	1/0	0	0	0	0.0	0	0	0	0	0	0	0	0	0%
Nov 8	at Dal	W	1/0	0	0	0	0.0	0	0	0	0	0	0	0	0	0%
Nov 15	Mia	L	1/0	0	0	0	0.0	0	0	0	0	0	0	0	0	0%
Nov 22	TB	L	1/0	0	0	0	0.0	0	0	0	0	0	0	0	6	8%
Nov 26	at Det	L	1/0	2	3	5	0.0	0	0	0	0	1	0	0	52	72%
Dec 6	at NE															
Dec 13	Buf															
Dec 20	Ari															
Dec 26	Was															
Jan 3	at NYG															
<b>Totals</b>			<b>11/0</b>	<b>8</b>	<b>5</b>	<b>13</b>	<b>0.0</b>	<b>0</b>	<b>1</b>	<b>0</b>	<b>0</b>	<b>2</b>	<b>0</b>	<b>0</b>	<b>164</b>	<b>20%</b>





## VITALS

**Height:** 6-1  
**Weight:** 247  
**Date Of Birth:** July 28, 1984  
**Hometown:** Bessemer, AL  
**HS:** Jess Lanier (Bessemer, AL)  
**College:** Alabama  
**NFL Experience:** 10th Year  
**Acquired:** T-Hou (2012)  
**Draft Pick:** D2-06 (33rd overall) by Houston

## TEXANS RANKINGS

## CAREER TACKLES

1. DeMeco Ryans (2006-11)	636
2. Brian Cushing (2009-15)	554
3. Jamie Sharper (2002-04)	442

## SINGLE-SEASON TACKLES

1. Jamie Sharper (2003)	166
2. DeMeco Ryans (2006)	156
3. Jamie Sharper (2004)	139

## CAREER FUMBLE RECOVERIES

1. J.J. Watt (2011-15)	11
2. DeMeco Ryans (2006-11)	8
3. Merton Greenwood (2005-07)	5

## PROFESSIONAL HONORS

**2009:** AFC Pro Bowl  
**2007:** AFC Pro Bowl (starter)  
 AP All-Pro (second-team)  
**2006:** AP Defensive Rookie of the Year  
 PFW Defensive Rookie of the Year  
 Touchdown Club Rookie of the Year  
 NFL Defensive ROM (December)  
 AFC Defensive POW (Week 13)

## THREE-STEP DROP

**Greatest love besides football:** God and family

**Talent he'd like to have:** Ability to sing

**Career if not playing football:** Coaching

**First job:** A cashier at Waccamaw's Home Place

**Nicknames:** "Cap" with Houston and "Coach" at Alabama

**Favorite athletes/teams growing up:** Deion Sanders, Bo Jackson/Atlanta Braves, Alabama football

**Favorite quote:** "If it was easy, everybody would do it."

**Favorite musician:** Chris Turner

**Favorite meal:** Fried pork chops, mac & cheese, greens and corn bread

## Pro Bowls: 2008, 2010

**"DeMeco Ryans is the quarterback of our defense. He's outstanding. He lines everyone up and keeps them steady...I cannot overstate his importance to our defense."**

- Eagles Defensive Coordinator Bill Davis

A two-time Pro Bowl linebacker and AP All-Pro selection, DeMeco Ryans has been the unquestioned leader of the Eagles defense and has led the team in tackles since he was acquired during the 2012 off-season in a trade with the Houston Texans. The cerebral and athletic linebacker was a team captain with Houston and came to the Eagles as the Texans all-time leader with 636 tackles. A true professional on and off the field, Ryans is well known for his work in the community and started the DeMeco Ryans Foundation in 2007, one year after being selected by the Texans in the second round of the 2006 NFL Draft.

## CAREER HIGHLIGHTS

- Has registered 46 double-digit tackle games in his career, doing so in 21 of 50 games with the Eagles
- Left Houston as the Texans all-time leader with 636 tackles, and led the club or tied for the team lead in tackles in 30 games
- Earned his second trip to the Pro Bowl following the 2009 season after making 16 starts at middle linebacker and recording 123 tackles, one sack, one forced fumble and one fumble recovery
- Voted as a starter for the AFC Pro Bowl squad, earned a second-team AP All-Pro selection and was named the Texans team MVP following the 2007 season after leading the team with 127 tackles, while notching two sacks, one INT and a FF
- Was named AP Defensive Rookie of the Year in 2006 after starting all 16 games and leading the Texans with a career-high 156 tackles, the most by any NFL rookie that season. Also posted 3.5 sacks, one interception and a forced fumble
- Was named AFC Defensive POW vs. Oak. (12/3/06) after leading the team with 15 tackles and becoming the first player in Texans history to register a sack, INT, FR and FF in the same game

## 2015 HIGHLIGHTS

- Wrestled a pass away from Giants TE Larry Donnell for his first INT of the season vs. NYG (10/19). The INT thwarted a potential New York scoring drive at the Philadelphia 22 and resulted in an Eagles touchdown drive that tied the game at 7-7. Contributed to another turnover in the second quarter when he recovered a fumble by Giants RB Rashad Jennings
- Forced his first fumble of the season when he stripped Saints TE Michael Hoomanawanui on the Eagles 11-yard line vs. NO (10/11). CB Byron Maxwell recovered the fumble, which led to an Eagles field goal
- Led the defense with 10 tackles (seven solo) at Was. (10/4)



RYANS' CAREER STATISTICS																		
			TACKLES					PASS DEFENSE					FUMBLES			DEF SNAPS		
Year	Team	GP/GS	Total	Solo	Asst	TFL	Sacks	Int	Yards	Lg	TD	KD	FF	FR	Yards	Played	Pct	
2006	Houston	16/16	156	126	30	NA	3.5	1	16	16	0	6	1	1	0	NA	NA	
2007	Houston	16/16	127	98	29	NA	2.0	1	1	1	0	7	1	3	26	NA	NA	
2008	Houston	16/16	112	86	26	NA	1.0	0	0	--	0	4	2	3	47	NA	NA	
2009	Houston	16/16	123	93	30	14.0	1.0	0	0	--	0	2	1	1	0	NA	NA	
2010	Houston	6/6	54	32	22	2.0	1.0	0	0	--	0	2	0	0	0	NA	NA	
2011	Houston	16/16	64	44	20	6.0	0.0	0	0	--	0	4	1	0	0	NA	NA	
2012	Philadelphia	16/16	148	114	34	16.0	1.0	1	0	0	0	3	0	0	0	1045	100%	
2013	Philadelphia	16/16	177	125	52	3.0	4.0	2	46	36	0	2	0	0	0	1157	96%	
2014	Philadelphia	8/8	65	48	17	3.0	0.0	1	0	0	0	1	0	1	0	513	44%	
2015	Philadelphia	9/8	41	31	10	0.0	0.0	1	0	0	0	1	1	1	0	412	50%	
Totals		135/134	1067	797	270	44.0	13.5	7	63	36	0	32	7	10	73	---	---	
PLAYOFFS																		
2011	Houston	2/1	11	4	7	1.0	0.0	0	0	--	0	0	0	0	0	NA	NA	
2013	Philadelphia	1/1	12	8	4	0.0	0.0	1	23	23	0	0	0	0	0	72	100%	
Totals		3/2	23	12	11	1.0	0.0	1	23	23	0	0	0	0	0	---	---	

### 2015 HIGHLIGHTS - Cont.

- After missing the final eight games of the 2014 season with a torn Achilles, returned to action in the season opener at Atl. (9/14) and started at ILB

### INJURY REPORT

- Sustained a hamstring injury in the second quarter vs. NYG (10/19), did not return to the game and was inactive with the injury in Week 7 at Car. (10/25) and Week 9 at Dal. (11/8)

### BIRDSEED

- Claims the biggest influence on his life is his mother, Martha Ryans, who raised him and his three older siblings. Said Ryans: "Seeing her work so hard all her life for us, it really stuck with me. She worked two or three jobs all the time when I was growing up. That taught me about work ethic and how hard work pays off eventually. I owe her everything."
- Ryans' favorite personal moment in sports growing up was the first time he played linebacker in middle school. Originally a starting center, Ryans subbed in as the team's middle linebacker in the first half of a game because his teammate was forced to sit out due to a suspension. "I made every single tackle in that half," recalls Ryans. "Then when I had to go back to center in the second half, I was thinking I might need to make a position change real soon. Sure enough, the next year that change came."

### PERSONAL

- **Underrated attribute about playing linebacker:** "You need to have smarts. A lot of people think linebackers are just a bunch of meatheads that like running into people. It's not like that at all. You need to be aware of everything that's going on and be able to communicate that to the rest of the guys on the fly."
- In conjunction with his foundation, created a summer writing program that selects 10 middle schoolers from Birmingham, AL, and helps teach them practical writing skills. The month-long program features week-long writing assignments on topics including careers, business, global awareness and the arts

### CAREER HIGHS

<b>Tackles</b>	18	9/15/13 vs. SD
<b>Sacks</b>	1.0	13x - 12/15/13 at Min.
<b>INTs</b>	1	7x - 10/19/15 vs. NYG
	1	1/4/14 vs. NO, NFC-W

### TOUCHDOWNS (1)

Touchdown	Date	Opponent
26-yd Fum. ret.	10/21/07	vs. Ten. (QB K. Collins)

### COMMUNITY LINEBACKER



DeMeco Ryans established his own foundation in 2007 with a mission to create innovative programs that provide access to educational, recreational and healthy living initiatives designed to positively aid in the development of youth.

Some of the programs include the Shop with a Jock initiative, which selected underprivileged youth and took them on a shopping spree for holiday gifts, as well as hospital visits and the annual awarding of 15 college scholarships.

For more information on DeMeco and his foundation, please visit [www.demecoryansfoundation.org](http://www.demecoryansfoundation.org).

## 2015 GAME-BY-GAME STATISTICS

Date	Opp	W/L	GP/GS	S	A	TT	Sac	Hur	Int	Yds	Lg	KD	FF	FR	Snap	Pct
Sep 14	at Atl	L	1/1	2	0	2	0.0	0	0	0	0	0	0	0	26	34%
Sep 20	Dal	L	1/1	4	2	6	0.0	0	0	0	0	1	0	0	60	71%
Sep 27	at NYJ	W	1/1	2	1	3	0.0	0	0	0	0	0	0	0	56	71%
Oct 4	at Was	L	1/1	7	3	10	0.0	0	0	0	0	0	0	0	70	83%
Oct 11	NO	W	1/1	3	0	3	0.0	0	0	0	0	0	1	0	40	58%
Oct 19	NYG	W	1/1	5	1	6	0.0	0	1	0	0	0	0	1	38	56%
Oct 25	at Car	L	0/0	INACTIVE (HAMSTRING)												
Nov 8	at Dal	W	0/0	INACTIVE (HAMSTRING)												
Nov 15	Mia	L	1/1	4	1	5	0.0	0	0	0	0	0	0	0	48	72%
Nov 22	TB	L	1/1	2	0	2	0.0	0	0	0	0	0	0	0	41	53%
Nov 26	at Det	L	1/0	2	2	4	0.0	0	0	0	0	0	0	0	33	46%
Dec 6	at NE															
Dec 13	Buf															
Dec 20	Ari															
Dec 26	Was															
Jan 3	at NYG															
<b>Totals</b>			<b>9/8</b>	<b>31</b>	<b>10</b>	<b>41</b>	<b>0.0</b>	<b>0</b>	<b>1</b>	<b>0</b>	<b>0</b>	<b>1</b>	<b>1</b>	<b>1</b>	<b>412</b>	<b>50%</b>

## PERSONAL - Cont.

- Donates a full scholarship to a University of Alabama football player every year
- Earned his degree from Alabama in business management
- After his playing days are over, Ryans aspires to coach high school football. In fact, during the lockout in 2011, Ryans served as the defensive coordinator at his alma mater Jess Lanier (AL) High School during spring football
- Recorded 135 tackles, 11 sacks, two forced fumbles and two interceptions as a senior at Jess Lanier (AL) High School, earning all-state and academic all-state honors
- Was named to both the *Tuscaloosa News* Sweet Sixteen and the *Birmingham Post-Herald* Super Senior teams
- Son of Martha Ryans and Morgan Turner. Has two older brothers and one older sister
- Married to Jamila Ryans and the couple has a son, DeMeco Jr.

## 2014 HIGHLIGHTS

- Intercepted Texans QB Ryan Fitzpatrick in the fourth quarter at Hou. (11/2), but tore his Achilles on the return and was placed on Injured Reserve the next day (11/3)
- Paced the defensive unit with 12 tackles at SF (9/28)
- Led the team with 11 tackles and recovered a RB Trent Richardson fumble in the third quarter at Ind. (9/15). The turnover led to an Eagles TD on the ensuing possession
- Notched 10 tackles in the team's season opener vs. Jax. (9/7), his 18th double-digit tackle game since joining the Eagles

## 2013 HIGHLIGHTS

- Had a career year in his second season with the Birds, setting career highs in tackles (177), sacks (four) and INTs (two)
- Combined with fellow LB Mychal Kendricks to become the first linebacker duo in Eagles history to each post four-plus sacks and two-plus INTs in the same season
- Amassed 12 tackles and picked off QB Drew Brees in a NFC Wild Card Playoff game vs. NO (1/4). The turnover led to a touchdown on the Eagles ensuing drive


- Posted a sack of QB Matt Cassel at Min. (12/15)
- Led the team with 15 tackles and posted a sack of QB Carson Palmer in a win vs. Ari. (12/1)
- Picked off a pass from Packers QB Scott Tolzien and registered 16 tackles at GB (11/10)
- Recorded a sack and interception of QB Tony Romo while tallying nine tackles vs. Dal. (10/20). It was the third time in his career that he posted a sack and an INT in the same game, and his second time doing so as an Eagle
- Posted a streak of four games (Weeks 1-4) with double-digit tackles for the second time in his career and the first time since 2006
- Tallied 10 tackles and sacked QB Robert Griffin III at Was. (9/9)

## 2012 HIGHLIGHTS

- Eclipsed the 100-tackle plateau for the fifth time in his career with a team-high 148 tackles, including 16 tackles for a loss
- His 148 tackles was the second-highest total of his career at the time and the most since he recorded 156 as a rookie in 2006
- Started in his 100th NFL game vs. Cin. (12/13) and posted a team-high 13 tackles
- Notched double digits in tackles in three consecutive games (12 at Pit., 10/7; 14 vs. Det., 10/14; 14 vs. Atl., 10/28)
- Notched a sack and interception in the same game for the second time in his career vs. Bal. (9/16). Also collected nine tackles, including two tackles for a loss
- Led the team with nine tackles, including a team-high three tackles for a loss at Cle. (9/9)

## 2011 HIGHLIGHTS (WITH HOUSTON)

- Was named the Texans recipient of the Ed Block Courage Award after rebounding from an Achilles injury that shortened his 2010 season to play in all 16 games in a newly implemented 3-4 defensive scheme. Recorded 64 tackles, four pass deflections and one forced fumble







## VITALS

**Height:** 6-2  
**Weight:** 225  
**Date Of Birth:** November 11, 1986  
**Hometown:** Mission Viejo, CA  
**HS:** Mission Viejo  
**College:** USC  
**NFL Experience:** 7th Year  
**Acquired:** FA 2014  
**Draft Pick:** D1-09 (5th overall) by New York Jets

## JETS POSTSEASON RANKINGS

## TOUCHDOWN PASSES

1. Mark Sanchez	9
2. Chad Pennington	7
3. Pat Ryan	5

## PASSING YARDS

1. Chad Pennington	1,166
2. Mark Sanchez	1,155
3. Richard Todd	1,026

## EAGLES SINGLE-SEASON COMP. PERCENTAGE

1. Mark Sanchez (2014)	64.1
2. Nick Foles (2013)	64.0
3. Donovan McNabb (2004)	64.0
4. Michael Vick (2010)	62.6
5. Donovan McNabb (2007)	61.5

## THREE-STEP DROP

**If he could play another sport, what team/position:** Point guard, L.A. Lakers

**If he could be any superhero, he would be:** Wolverine

**Would trade places with:** A musician on a farewell tour

**First Job:** Worked at Chick's Sporting Goods to pay off a basketball state championship ring he had misplaced prior to his senior year

**Hobbies:** Playing beach volleyball, playing guitar and going to concerts

**Funniest Eagle:** Lane Johnson

**Favorite athletes to watch now:** Neymar, Lionel Messi, Cristiano Ronaldo, Chris Paul

**Favorite TV shows:** Game of Thrones, Ray Donovan, Breaking Bad

**Favorite Halloween costume as a kid:** The Ultimate Warrior

**Favorite Philadelphia restaurants:** All of Jose Garces' restaurants

**"He's got an NFL arm, he's got NFL feet, he's really, really smart. He's sharp, great work ethic, very athletic. He had all the things we're looking for in a quarterback. He's a hell of a quarterback and we're excited that we got him."**

**-Eagles Head Coach Chip Kelly**

After spending the previous five seasons of his career with the New York Jets, Mark Sanchez signed with the Eagles during the 2014 offseason and agreed to a two-year contract with the team during the 2015 off-season. Sanchez started eight games for the Eagles in 2014, setting a franchise record with a 64.1 completion percentage. Originally a first-round selection (fifth overall) in the 2009 NFL Draft, Sanchez led the Jets to consecutive AFC Championship Game berths in his first two seasons in the league, setting a plethora of Jets postseason records in the process.

## BIRDSEED

- Has partnered with many different charitable organizations and outreach programs during his NFL career, including Hurricane Sandy relief efforts in New York, the Hollenbeck Youth Center and the Inner-City Games in Los Angeles, the Children's Hospital of Orange County (CHOC) and the Children's Hospital of Philadelphia (CHOP)
- Sanchez believes the biggest influence on his life is his immediate family. Growing up the youngest of three boys, he always strived to impress his older brothers with anything from athletics to academics. "I got my competitive drive from my brothers," said Sanchez. "They were always competitive. They were older than me so everything that I did, I wanted to show off to them."
- With the goal of becoming fluent in Spanish, has used his commute to work as a classroom. "I would listen to these tapes on the way to OTA practices and I had a half-hour commute each way so I would get an hour in a day. These CDs taught you a conversational form of the language and that, with the background that I had in Spanish already and my family speaking it, helped a lot. I went down to Mexico a few times and now I'm fluent."

## CAREER HIGHLIGHTS

- Has produced 10 comeback wins in the fourth quarter or overtime during his career
- Ranked first in Jets history with nine postseason touchdown passes and second in postseason passing yards (1,155)
- Set Jets rookie records for the most passing yards (2,444) and completions (196) and became the first rookie quarterback in team history to start the team's opener
- Named 2009 Offensive Rookie of the Month for September after earning Pepsi Rookie of the Week honors for the first three weeks
- Owns the longest play in Jets postseason history as he connected with Braylon Edwards for an 80-yard touchdown in the AFC Championship Game at Ind. (1/24/10)





### 2015 HIGHLIGHTS

- Recorded his 14th-career game with a 100+ QB rating, and his third as an Eagle, after throwing two touchdowns en route to a 116.1 rating at Det. (11/26) on Thanksgiving Day

### 2014 HIGHLIGHTS

- Set an Eagles franchise single-season record with a 64.1 completion percentage (198 for 309)
- Completed an Eagles franchise-record and a career-high 37 passes for a career-high 374 passing yards at Was. (12/20). Also threw two TD passes
- Became fourth Eagle ever to throw for 300+ yards in three straight games (vs. Car., at GB and vs. Ten.)
- Led Thanksgiving Day win at Dal. (11/27) with 217 yards passing, a passing TD, a rushing TD and a 102.2 QB rating
- In his first NFL start in 680 days (since 12/30/12 with the Jets), led the Birds to a 45-21 win vs. Car. (11/10) on *Monday Night Football*, throwing for 332 yards, two TDs and a 102.5 QB rating
- In his first regular season action since 2012, spelled an injured Nick Foles in the second quarter at Hou. (11/2) and threw for 202 yards and two TDs

### PERSONAL

- Attended Mission Viejo (CA) High School as a junior and senior and posted a 27-1 record as a starter
- Named 2004 *Parade* Player of the Year, *SuperPrep* Player of the Year and earned All-American honors from several publications
- Garnered All-South Coast League Co-Offensive MVP honors and led Mission Viejo to a CIF Division II championship as a senior in 2004 after completing 61.6 percent of his passes for 2,441 and 24 touchdowns
- Also played basketball and baseball at Mission Viejo. His basketball team won a California state championship his junior year
- Spent his freshman and sophomore seasons at Santa Margarita High School in Rancho Santa Margarita, CA, before transferring to Mission Viejo
- Son of Nick Sanchez, Sr. and Olga Marmolejo and has two brothers, Nick and Brandon. Nick Sr. was a fire captain and Olga was a home daycare professional before both retired
- His father was a quarterback at East Los Angeles College and his brothers, Nick (Yale, 1992-94) and Brandon (DePauw, 1997), both played football collegiately
- Played high school football under Bob Johnson, whose son Rob had a nine-year NFL career as a quarterback. Bob is a renowned high school coach and quarterback guru who has worked with signal callers Carson Palmer, Drew Brees, David Carr, A.J. Feeley and Sanchez, among a plethora of others
- Underrated attribute a quarterback must possess to be successful:** "Most people think of quarterbacks as pretty boys, but you have to be tough, both mentally and physically. You have to be able to take a hit standing in the pocket. You play when you're hurt and play when you're sore."
- Unique offseason training methods:** "Yoga. Hot yoga. It helped a lot with my shoulder and flexibility. It also gives you time to get away from everything."
- Began playing football when he was 7-years-old for the Mission Viejo Cowboys
- Graduated from USC in May 2009 with a degree in communication

### CALIFORNIA CONNECTION

Growing up in Southern California, Sanchez was raised in an area considered a hotbed for quarterbacks. One, however, stood out in his eyes: Arizona Cardinals QB and former Trojan Carson Palmer. "I actually was Carson's ball boy when he was in school at Santa Margarita. He was like a god to me. I've watched him through his entire career and we ended up playing him in the first round of the playoffs my rookie year."



### CAREER HIGHS

Attempts	59	(12/24/11 vs. NYG)
Completions	37	(12/20/14 at Was.)
Passing Yards	374	(12/20/14 at Was.)
Passing Long	80t	(1/24/10 at Ind., AFC CG)
	74	(2x - 9/25/11 at Oak.)
Passing TDs	4	(11/27/11 vs. Buf.)
Completion %	80.0	(1/9/10 at Cin., AFC WC)
	76.5	(11/29/09 vs. Car.)
Passer Rating	139.4	(1/9/10 at Cin., AFC WC)
	127.3	(1/16/11 at NE, AFC DIV)
	124.3	(9/19/10 vs. NE)
Rushes	7	(2x - 12/28/14 at NYG)
Rushing Yards	29	(9/18/11 vs. Jax.)
Rushing Long	25	(10/23/11 vs. SD)
Rushing TDs	2	(12/11/11 vs. KC)

### BROAD STREET TO BROADWAY

In his free time, Sanchez enjoys attending Broadway shows and lists *Memphis*, *In the Heights*, *Wicked*, *Fences*, *Catch Me If You Can* and *Aladdin* as some of his recent favorites. In fact, Sanchez is such a big fan of the theater, he was asked to be a presenter at the 2010 Tony Awards at Radio City Music Hall in New York City.





SANCHEZ'S CAREER STATISTICS																			
			PASSING										RUSHING					OFF SNAPS	
Year	Team	GP/GS	Att	Cmp	Pct	Yds	Y/A	TD	Int	Lg	Sk/Yd	Rat	Att	Yds	Avg	Lg	TD	No	Pct
2009	New York Jets	15/15	364	196	53.8	2444	6.7	12	20	65t	26/195	63.0	36	106	2.9	14t	3	NA	NA
2010	New York Jets	16/16	507	278	54.8	3291	6.5	17	13	74t	27/171	75.3	30	105	3.5	20	3	NA	NA
2011	New York Jets	16/16	543	308	56.7	3474	6.4	26	18	74	39/243	78.2	37	103	2.8	25	6	NA	NA
2012	New York Jets	15/15	453	246	54.3	2883	6.4	13	18	66	34/209	66.9	22	28	1.3	8	0	938	87%
2013	New York Jets	0/0	0	0	--	0	--	0	0	--	0/0	--	0	0	--	--	0	0	0%
2014	Philadelphia	9/8	309	198	64.1	2418	7.8	14	11	72	23/151	88.4	34	87	2.6	15	1	625	53%
2015	Philadelphia	3/2	91	59	64.8	616	6.8	4	4	43	9/54	80.7	6	22	3.7	11	0	168	21%
<b>Totals</b>		<b>74/72</b>	<b>2267</b>	<b>1285</b>	<b>56.7</b>	<b>15126</b>	<b>6.7</b>	<b>86</b>	<b>84</b>	<b>74t</b>	<b>158/1023</b>	<b>80.7</b>	<b>165</b>	<b>451</b>	<b>2.7</b>	<b>25</b>	<b>13</b>	<b>---</b>	<b>---</b>
PLAYOFFS																			
2009	New York Jets	3/3	68	41	60.3	539	7.9	4	2	80t	1/7	92.7	6	-2	-0.3	2	0	NA	NA
2010	New York Jets	3/3	89	54	60.7	616	6.9	5	1	58	3/19	95.5	5	11	2.2	6	0	NA	NA
<b>Totals</b>		<b>6/6</b>	<b>157</b>	<b>95</b>	<b>60.5</b>	<b>1155</b>	<b>7.4</b>	<b>9</b>	<b>3</b>	<b>80t</b>	<b>4/26</b>	<b>94.3</b>	<b>11</b>	<b>9</b>	<b>0.8</b>	<b>6</b>	<b>0</b>	<b>---</b>	<b>---</b>
ADDITIONAL CAREER STATISTICS																			
<b>Fumbles/lost:</b> {50/23} - 2009 {10/3}, 2010 {9/1}, 2011 {10/8}, 2012 {14/8}, 2014 {7/3}, 2015 {1/1}																			
<b>Playoff fumbles/lost:</b> {2/1} - 2010 {2/1}																			

2015 GAME-BY-GAME STATISTICS																				
				PASSING										RUSHING					SNAPS	
Date	Opp	W/L	GP/GS	Att	Cmp	Pct	Yds	Y/A	TD	Int	Lg	Sack/Yds	Rat	Att	Yds	Avg	Lg	TD	No	Pct
Sep 14	at Atl	L	0/0	DID NOT PLAY															0	0%
Sep 20	Dal	L	0/0	DID NOT PLAY															0	0%
Sep 27	at NYJ	W	0/0	DID NOT PLAY															0	0%
Oct 4	at Was	L	0/0	DID NOT PLAY															0	0%
Oct 11	NO	W	0/0	DID NOT PLAY															0	0%
Oct 19	NYG	W	0/0	DID NOT PLAY															0	0%
Oct 25	at Car	L	0/0	DID NOT PLAY															0	0%
Nov 8	at Dal	W	0/0	DID NOT PLAY															0	0%
Nov 15	Mia	L	1/0	23	14	60.9	156	6.8	0	1	20	0/0	63.0	2	4	2.0	4	0	38	40%
Nov 22	TB	L	1/1	41	26	63.4	261	6.4	2	3	39t	3/14	67.2	2	14	7.0	11	0	71	100%
Nov 26	at Det	L	1/1	27	19	70.4	199	7.4	2	0	43	6/40	116.1	2	4	2.0	5	0	59	100%
Dec 6	at NE																			
Dec 13	Buf																			
Dec 20	Ari																			
Dec 26	Was																			
Jan 3	at NYG																			
Totals			3/2	91	59	64.8	616	6.8	4	4	43	9/54	80.7	6	22	3.7	11	0	168	21%



### PLAYER OF THE WEEK/MONTH AWARDS

Offensive Rookie of the Month	September 2009
Pepsi NFL Rookie of the Week	Sept. 27, 2009 vs. Ten.
Pepsi NFL Rookie of the Week	Sep. 20, 2009 vs. NE
Pepsi NFL Rookie of the Week	Sep. 13, 2009 at Hou.



## VITALS

**Height:** 5-11  
**Weight:** 199  
**Date Of Birth:** March 29, 1993  
**Hometown:** Mesquite, TX  
**HS:** Mesquite Horn (Mesquite, TX)  
**College:** Kansas  
**NFL Experience:** Rookie  
**Draft Pick:** D6a-15 (191st overall)  
 by Philadelphia

## KANSAS CAREER RANKINGS

### KICKOFF RETURN YARDS

1. D.J. Beshears (2009-12)	2,123
2. Marcus Herford (2005-08)	2,075
3. Greg Heaggans (2002-05)	1,885
4. JaCorey Shepherd (2011-14)	1,350

### KICKOFF RETURNS

1. D.J. Beshears (2009-12)	94
2. Marcus Herford (2005-08)	88
3. Greg Heaggans (2002-05)	80
4. JaCorey Shepherd (2011-14)	63

## THREE-STEP DROP

**If he could play another sport, what team/position:** PG for the Mavericks

**If he could be any superhero, who would it be:** The Flash

**Hobbies:** Basketball, horses

**Bucket list:** Positively impact the community and put a smile on people's faces

**Nickname:** Shep

**Favorite athlete to watch:** LaDainian Tomlinson in his prime

**Favorite meal:** Spaghetti

**Favorite movie:** Friday

**Favorite TV show:** Tom & Jerry

**Favorite quote:** "Hard work beats talent when talent doesn't work hard."

**“JaCorey Shepherd truly is one of a kind. He's a great kid...He's a true film rat. He studies his receiver, he studies his footwork. He is one of those kids that doesn't have a big ego...He can look at himself on film, realize what he's doing well and doing bad, and he goes out to fix it.”**

**- Kansas Defensive Coordinator Clint Bowen**

A sixth-round draft choice of the Eagles in 2015, JaCorey Shepherd appeared in 42 career games at Kansas, making the switch from wide receiver to cornerback after his freshman season. He finished his career with 90 tackles, five INTs, and 37 passes defended. Also a threat in the kickoff return game, Shepherd ranks fourth all-time in Kansas history with 1,350 kickoff return yards.

## BIRDSEED

- An active member of Big Brother/Big Sisters while at Kansas, Shepherd was a two-time winner of KU's Galen Fiss Award (2013-14) for demonstrating exemplary service to the community and campus. "It's just something that is very important to me. Giving back to the community and doing my part to help make it a better place. I especially enjoy working with kids and putting a smile on their face."
- Growing up in the state of Texas, Shepherd has been playing football since "as young as you can be to play." He says he fell in love with football at a young age. "It was intense. The competition, the coaching, the commitment. But I believe it has helped shape me into the person and player I am today."

## COLLEGE HIGHLIGHTS

- Was a two-time winner of KU's Galen Fiss Award (2013-14) for demonstrating exemplary service to the community and campus and was also a three-time Academic All-Big 12 second-team choice (2012-14)
- As a senior in 2014, garnered first-team All-Big 12 honors from conference coaches and second-team honors from the *Associated Press* after leading the team with three interceptions and ranking third in the NCAA with 19 passes defended
- His 748 return yards in 2014 ranked fifth in school history
- Following his junior season in 2013, earned All-Big 12 Honorable Mention honors from the conference coaches after starting all 12 games and registering two interceptions (one touchdown return), 45 tackles and 15 passes defended
- Made the switch from WR to CB as a sophomore in 2012, playing in eight games, with three starts, and recording 15 tackles and three pass breakups
- As a freshman in 2011, played receiver and hauled in 15 catches for 252 yards and 3 TDs. Also became the first KU freshman to have 100 yards in a single game since 1997





## VITALS

**Height:** 6-3  
**Weight:** 251  
**Date Of Birth:** March 31, 1992  
**Hometown:** Columbus, GA  
**HS:** Hardaway (Columbus, GA)  
**College:** Louisville  
**NFL Experience:** 2nd Year  
**Draft Pick:** D1-14 (26th overall) by Philadelphia

## LOUISVILLE RANKINGS

## SINGLE-SEASON SACKS

1. Elvis Dumervil (2005)	20.5
2. Joe Johnson (1993)	17
3. Dewayne White (2001)	15
4. Marcus Smith (2013)	14.5

## CAREER SACKS

5. Mike Flores (1987-90)	27
6. Joe Johnson (1991-93)	25
7. Marcus Smith (2010-13)	24

## HONORS AND AWARDS

## COLLEGIATE

1st-team All-American	2013
AAC Def. POY	2013
1st-team All-AAC	2013

## THREE-STEP DROP

**If he could play another sport, what team/position:** Shooting guard, Atlanta Hawks

**First jersey:** Michael Vick, Atlanta Falcons

**Three items needed on deserted island:** Bible, food and water

**If he could be any superhero, he would be:** The Flash

**Bucket list:** Travel to Jamaica and Canada

**Nicknames:** Duce, Big Marcus and Money Marc

**Favorite athletes growing up:** Michael Jordan, Michael Vick, Vince Young, Connor Barwin, DeMarcus Ware, Clay Matthews

**Favorite meal:** Hot wings from J.R. Crickets in Atlanta, GA

**Favorite movie:** *Bad Boys II*

**Favorite TV shows:** *Fresh Prince of Bel Air* and *Martin*

**Favorite musical artists:** LeCrae, J. Cole, Jay-Z, Kanye West

**Favorite Philly restaurants:** Prime Stache and Marathon

**"He's an outstanding person with great character and an unbelievable young man, and that's why I feel like he's only going to get better and better, because he's going to be willing to learn, and he's one of those guys who will put the time in."**

- Former Louisville Head Coach Charlie Strong

The Eagles first-round draft choice in 2014, Marcus Smith transformed himself from a dual-threat high school quarterback to the AAC Defensive Player of the Year as a senior linebacker at Louisville. A native of Columbus, GA, the long-armed and athletic Smith garnered *USA Today* second-team All-America honors in 2013 after amassing 14.5 sacks. Originally recruited to Louisville as a quarterback, Smith made the switch to the defensive side of the ball as a freshman and went on to finish seventh in school history with 24 career sacks.

## BIRDSEED

- Volunteers his time to the M2 Foundation, a charity organization that supports the sustainable transformation of individuals and the community through the advocacy of mindful-living. Smith specifically focuses his efforts on single mothers, as his sister is a single mom of three children. Follows in the footsteps of former NFL RB Warrick Dunn who also assists single-parent families through his Warrick Dunn Charities organization
- While attending a T.I. performance in Atlanta, Smith ran into a casting director who initiated an unprompted conversation about movie auditions. After getting some information on the process, Smith inquired about a role in the upcoming film, *Barbershop 3*. Smith auditioned for the part and ultimately landed it, but later declined the offer so that he could stay in Philly for the weeks leading up to OTAs. Would like to pursue another movie role at some point given his positive experience during the audition period

## 2014 HIGHLIGHTS

- Recorded his first-career tackle at SF (9/28)
- Saw his first action as a pro vs. Was. (9/21), appearing on special teams and at inside linebacker

## PERSONAL

- Favorite sports moment growing up was throwing a game-winning 65-yard TD at the buzzer on a trick play against Jones County High School
- Chose to attend Louisville because of then-head coach Charlie Strong. After leaving his post at Florida in 2009 as the program's defensive coordinator, Strong made it a point to recruit Smith after accepting the head coaching position at Louisville
- Claims that Redskins T Trent Williams and Cardinals G Jonathan Cooper have been the best players he has lined up against
- As a standout basketball player growing up, was on the same AAU team as Steelers LB Jarvis Jones. In fact, all five starters on the squad went on to play football for Division-I schools





## SMITH'S CAREER STATISTICS

Year	Team	GP/GS	TACKLES					PASS DEFENSE					FUMBLES			DEF SNAPS		ST
			Total	Solo	Asst	TFL	Sacks	Int	Yards	Lg	TD	KD	FF	FR	Yards	Played	Pct	
2014	Philadelphia	8/0	1	0	1	0.0	0.0	0	0	0	0	0	0	0	0	68	6%	0
2015	Philadelphia	8/0	1	0	1	0.0	0.0	0	0	0	0	0	0	0	0	66	8%	0
<b>Totals</b>		<b>16/0</b>	<b>2</b>	<b>0</b>	<b>2</b>	<b>0.0</b>	<b>0.0</b>	<b>0</b>	<b>0</b>	<b>0</b>	<b>0</b>	<b>0</b>	<b>0</b>	<b>0</b>	<b>0</b>	<b>---</b>	<b>---</b>	<b>0</b>

## 2015 GAME-BY-GAME STATISTICS

Date	Opp	W/L	GP/GS	S	A	TT	Sac	Hur	Int	Yds	Lg	KD	FF	FR	Snaps	Pct
Sep 14	at Atl	L	0/0	INACTIVE												
Sep 20	Dal	L	0/0	INACTIVE												
Sep 27	at NYJ	W	1/0	0	0	0	0.0	0	0	0	0	0	0	0	0	0%
Oct 4	at Was	L	0/0	INACTIVE												
Oct 11	NO	W	1/0	0	1	1	0.0	0	0	0	0	0	0	0	22	32%
Oct 19	NYG	W	1/0	0	0	0	0.0	0	0	0	0	0	0	0	11	16%
Oct 25	at Car	L	1/0	0	0	0	0.0	0	0	0	0	0	0	0	3	5%
Nov 8	at Dal	W	1/0	0	0	0	0.0	0	0	0	0	0	0	0	0	0%
Nov 15	Mia	L	1/0	0	0	0	0.0	0	0	0	0	0	0	0	5	7%
Nov 22	TB	L	1/0	0	0	0	0.0	0	0	0	0	0	0	0	12	15%
Nov 26	at Det	L	1/0	0	0	0	0.0	0	0	0	0	0	0	0	13	18%
Dec 6	at NE															
Dec 13	Buf															
Dec 20	Ari															
Dec 26	Was															
Jan 3	at NYG															
<b>Totals</b>			<b>8/0</b>	<b>0</b>	<b>1</b>	<b>1</b>	<b>0.0</b>	<b>0</b>	<b>0</b>	<b>0</b>	<b>0</b>	<b>0</b>	<b>0</b>	<b>0</b>	<b>66</b>	<b>8%</b>

## PERSONAL - Cont.

- Played quarterback at Hardaway (GA) High School where he was selected to the 2009 AAA All-Region second team as a quarterback, throwing for more than 1,800 yards and 14 touchdowns. Added 227 yards and four touchdowns on the ground
- Son of Marcus Smith, Sr. and Elba Wilson. Marcus works in the maintenance department at Kodak and Elba works in customer service for both Kudzu and The Game
- Has an older sister, Jasmine, who was a point guard at Walter State College
- Earned his degree in communications
- Follow Marcus on Twitter: @MoneyMarcc91

## COLLEGE HIGHLIGHTS

- Finished his career ranked seventh on Louisville's all-time sack list with 24
- Named the American Athletic Conference Defensive Player of the Year and earned *USA Today* second-team All-America honors as a senior in 2013 after notching 14.5 sacks (second in NCAA) and 18.5 tackles for a loss. Finished his senior campaign with a career-high 42 tackles (33 solo)
- Finished second on the team with four sacks and led the defensive line with 29 tackles (16 solo) as a junior in 2012. Added two receptions for two-point conversions
- Appeared in 10 games as a sophomore in 2011, making five starts and leading the team with 5.5 sacks
- Played in nine games at linebacker and on special teams as a freshman in 2010

## TRANSACTIONS

2014      Drafted by PHI in 1st round (26th overall)...signed 4-year contract

## THE RIGHT SWITCH



Since he was five years old, Marcus Smith played one position - quarterback. "I was a dual threat growing up," said Marcus. "I never played anything else." Shortly after going to Louisville, the coaches approached him about switching over to defense. In just the fourth year of his life playing defense, Marcus erupted his senior season as he racked up 14.5 sacks en route to being named the AAC Defensive Player of the Year. "I've always been a team guy, do whatever the team needs me to do. It was the best decision I ever made."

Height: 5-6

Weight: 190

Date Of Birth: June 20, 1983

Hometown: Olathe, KS

HS: Olathe North

College: Kansas State

NFL Experience: 11th Year

Acquired: T-NO-2014

Draft Pick: D4-05 (130th overall) by San Diego

## VITALS

NFL CAREER  
ALL-PURPOSE YARDAGE  
LEADERS

9. Barry Sanders (1989-98)	18,308
10. Herschel Walker (1986-97)	18,168
11. Marcus Allen (1982-97)	17,648
12. Darren Sproles (2005-present)	17,450

RECEIVING STATS  
SINCE 2007

Receiving Touchdowns:

28 (1st among NFL RBs)

Receiving Yards:

4,016 (1st among NFL RBs)

Receptions:

451 (2nd among NFL RBs)

WEEKLY  
ACCOLADES

NFC Special Teams POW (9/27/15 at NYJ)

NFC Special Teams POW (11/10/14 vs. Car.)

NFC Special Teams POW (9/28/14 at SF)

NFC Offensive POW (9/15/14 at Ind.)

AFC Special Teams POW (11/11/07 vs. Ind.)

Talent he'd most like to have: Ability to play drums

Person he'd trade places with for a day: Michael Jordan in his prime

Actor that would play him in a movie: Omar Epps

If he could play another sport what team/position: PG for the Chicago Bulls

If he could be a superhero, he would be: Batman

First jersey: Allen Iverson, Georgetown

First job: Working on the assembly line at Culligan Water

Hobby: Golfing

Favorite team growing up: Kansas City Chiefs

Favorite meal: Grandma's fried chicken

Favorite TV show: *The Wire*THREE-STEP  
DROP

## Pro Bowl: 2015

*"Just the consummate professional in terms of his approach and what he does, and how hard he works. Probably the best training or practice player I've ever been around in terms of his approach to everything."*

- Eagles Head Coach Chip Kelly

One of the most versatile weapons in the NFL, the Eagles acquired the dynamic Darren Sproles in a trade with the New Orleans Saints and signed the back to a two-year extension during the 2014 offseason, keeping him in Philadelphia through 2016. A multi-dimensional threat as a running back, receiver and returner, Sproles is the NFL leader in all-purpose yards since 2007 and leads all NFL running backs in receiving touchdowns during that span. One of the league's premier return men since entering the league as a fourth-round pick of the Chargers in 2005, Sproles has eight career return touchdowns on both punts (six) and kickoffs (two).

## CAREER HIGHLIGHTS

- Leads the NFL with 15,754 all-purpose yards since 2007 and is second among all active players in the category all-time with 17,450 all-purpose yards, trailing only Baltimore's Steve Smith, Sr. (18,381)
- Ranks eighth in NFL history in combined kick and punt return yards (10,715) and kick return yards (8,331)
- Boasts eight career return TDs (six punts and two kickoffs), which ranks tied for 10th all-time and third among active players behind only Devin Hester (19) and Jacoby Jones (9)
- Currently ranks in 12th place on the NFL's all-time all-purpose yardage leaderboard (17,450)
- Ranks tied for 12th in NFL history among running backs with 28 career receiving touchdowns
- One of the NFL's premiere threats catching the ball out of the backfield, leads all NFL RBs since 2007 in receiving touchdowns (28) and receiving yards (4,016), while ranking second in receptions (451)
- Is one of just four players in NFL history with at least two games with both a punt return touchdown and rushing touchdown in the same contest, joining Gale Sayers, Ockie Anderson and Curly Oden
- Is the only player in NFL history to record 15-plus rushing touchdowns (18), 25-plus receiving touchdowns (28) and five-plus punt return touchdowns (6) over the span of his career
- Earned second-team AP All-Pro and Pro Bowl honors as a punt returner in 2014 after leading the NFL in punt return average (13.0), punt return yards (506) and tying for the lead in TDs (two)
- Set an NFL postseason record with 15 catches for 118 yards in a NFC Divisional game at SF (1/14)

## 2015 HIGHLIGHTS

- Ranks sixth in the league in punt return average (10.9) and third in the NFL in punt return yards (272)
- Passed Tiki Barber and Curtis Martin on the league's all-purpose yardage list, moving into sole possession of 12th place with his 65 all-purpose yards vs. TB (11/22). Added a 35-yard touchdown reception - his first as an Eagle and the 28th of his career
- Established a career high with seven punt returns vs. Mia. (11/15)
- Moved into 14th place on the NFL's all-time all-purpose leaderboard with 26 yards at Dal. (11/8), passing Eric Metcalf (17,230)
- Notched his ninth-career punt return of 40-plus yards with a 45-yard return in the second quarter at Was. (10/4)
- Scored two touchdowns, including an 89-yard punt return and his 18th career rushing touchdown, at NYJ (9/27), earning NFC Special Teams Player of the Week honors for his play. His punt return was the second-longest in team history and his third as an Eagle, a figure that ranks second in team annals
- Tallied a team-high 126 yards from scrimmage (76 receiving, 50 passing) at Atl. (9/14)

## 2014 HIGHLIGHTS

- Garnered AP second-team All-Pro and Pro Bowl honors for the first time in his 11-year NFL career after leading the league in punt return average (13.0) and yardage (506) and tying for the league lead in punt return touchdowns (two)
- Along with Packers QB Aaron Rodgers, was one of only two players to receive at least three conference Player of the Week Awards in 2014 (two NFC Special Teams POW & one NFC Offensive POW)

## 100-YARD RUSHING GAMES (3)

Yds	Date	Opp	Rushes	TD
122	12/16/07	vs. Detroit (W)	25	2
115	12/28/08	vs. Denver (W)	14	1
105	1/3/09	vs. Ind. - AFC WC (W)	22	2

## MULTI-TOUCHDOWN GAMES (14)

Date	Opponent	Rush	Rec.	Return	Total
12/25/09	at Tennessee (W)	2	1	0	3
9/27/15	at New York Jets (W)	1	0	1	2
11/10/14	vs. Carolina (W)	1	0	1	2
11/10/13	vs. Dallas (W)	1	1	0	2
9/30/13	vs. Miami (W)	1	1	0	2
12/9/12	at New York Giants (L)	1	1	0	2
1/7/12	vs. Detroit - NFC WC (W)	2	0	0	2
10/23/11	vs. Indianapolis (W)	1	1	0	2
1/3/09	vs. Ind. - AFC WC (W)	2	0	0	2
12/28/08	vs. Denver (W)	1	1	0	2
12/4/08	vs. Oakland (W)	0	2	0	2
9/14/08	at Denver (L)	0	1	1	2
12/16/07	vs. Detroit (W)	2	0	0	2
11/11/07	vs. Indianapolis (W)	0	0	2	2

## CAREER HIGHS

Rushes	25	(12/16/07 vs. Det.)
Rushing Yds	122	(12/16/07 vs. Det.)
Rushing Long	49t	(9/7/14 vs. Jax.)
Rushing TDs	2	[2x - 1/7/12 vs. Det. - NFC WC]
	2	[2x - 12/25/09 at Ten.]
Receptions	15	(1/14/12 at SF - NFC Div.)
	13	(9/16/12 at Car.)
Receiving Yds	152	(9/15/14 at Ind.)
Receiving Long	81t	(9/20/09 vs. Bal.)
Receiving TDs	2	(12/4/08 vs. Oak.)
Punt Returns	7	(11/15/15 vs. Mia.)
Punt Return Yds	92	(9/8/11 at GB)
Punt Return Lg	89t	(9/27/15 at NYJ)
Kick Returns	8	(10/26/08 at NO)
Kick Return Yds	201	(10/26/08 at NO)
Kick Return Lg	103t	(9/14/08 at Den.)

## 100-YARD RECEIVING GAMES (6)

Yds	Date	Opponent	Rec	TD
152	9/15/14	at Indianapolis (W)	7	0
128	9/16/12	at Carolina (L)	13	0
124	9/20/09	vs. Baltimore (L)	7	1
118	1/14/12	at SF - NFC Div. (L)	15	1
114	9/30/13	vs. Miami (W)	7	1
104	12/23/12	at Dallas (W)	7	0

## RETURN TOUCHDOWNS (8)

Yds	Date	Opponent
103 (KR)	9/14/08	at Denver (L)
89 (KR)	11/11/07	vs. Indianapolis (W)
89 (PR)	9/27/15	at New York Jets (W)
82 (PR)	9/28/14	at San Francisco (L)
77 (PR)	10/19/09	vs. Denver (L)
72 (PR)	9/8/11	at Green Bay (L)
65 (PR)	11/10/14	vs. Carolina (W)
45 (PR)	11/11/07	vs. Indianapolis (W)

## SPROLES EMPOWERED YOUTH



The Sproles Empowered Youth Foundation, a non-profit organization founded in 2011, is designed to benefit under-served youth and empower teen boys and girls with essential life skills that will encourage them to become successful and responsible adults. For more information on Sproles Empowered Youth, log on to [www.sprolesempoweredyouth.org](http://www.sprolesempoweredyouth.org).



## 2015 GAME-BY-GAME STATISTICS

				RUSHING					RECEIVING					SNAPS			PUNT RETURNS						KICK RETURNS				
Date	Opp	W/L	GP/GS	Att	Yds	Avg	Lg	TD	No	Yds	Avg	Lg	TD	TYS	No	Pct	No	FC	Yds	Avg	Lg	TD	No	Yds	Avg	Lg	TD
Sep 14	at Atl	L	1/0	5	50	10.0	27	0	7	76	10.9	24	0	126	25	34%	3	0	25	8.3	15	0	0	0	---	--	0
Sep 20	Dal	L	1/0	1	-4	-4.0	-4	0	4	23	5.8	11	0	19	16	26%	2	2	20	10.0	15	0	0	0	---	--	0
Sep 27	at NYJ	W	1/1	11	17	1.5	12	1	4	19	4.8	9	0	36	33	45%	3	2	89	29.7	89t	1	0	0	---	--	0
Oct 4	at Was	L	1/1	4	17	4.3	11	0	0	0	--	--	0	17	22	39%	1	2	45	45.0	45	0	0	0	---	--	0
Oct 11	NO	W	1/0	5	27	5.4	14	0	1	10	10.0	10	0	37	25	30%	0	1	0	---	--	0	0	0	---	--	0
Oct 19	NYG	W	1/1	2	4	2.0	4	0	1	3	3.0	3	0	7	24	31%	4	1	25	6.3	13	0	0	0	---	--	0
Oct 25	at Car	L	1/0	3	9	3.0	6	0	5	31	6.2	9	0	40	28	34%	1	2	2	2.0	2	0	0	0	---	--	0
Nov 8	at Dal	W	1/0	5	23	4.6	8	0	2	3	1.5	7	0	26	22	30%	0	3	0	---	--	0	0	0	---	--	0
Nov 15	Mia	L	1/0	3	0	0.0	2	0	5	34	6.8	10	0	34	17	18%	7	0	57	8.1	16	0	1	20	20.0	20	0
Nov 22	TB	L	1/0	6	21	3.5	7	0	3	38	12.7	35t	1	59	29	41%	2	0	6	3.0	7	0	0	0	---	--	0
Nov 26	at Det	L	1/0	2	4	2.0	5	0	4	21	5.3	16	0	25	19	32%	2	2	3	1.5	5	0	0	0	---	--	0
Dec 6	at NE																										
Dec 13	Buf																										
Dec 20	Ari																										
Dec 26	Was																										
Jan 3	at NYG																										
<b>Totals</b>			<b>11/3</b>	<b>47</b>	<b>168</b>	<b>3.6</b>	<b>27</b>	<b>1</b>	<b>36</b>	<b>258</b>	<b>7.2</b>	<b>35t</b>	<b>1</b>	<b>426</b>	<b>260</b>	<b>32%</b>	<b>25</b>	<b>15</b>	<b>272</b>	<b>10.9</b>	<b>89t</b>	<b>1</b>	<b>1</b>	<b>20</b>	<b>20.0</b>	<b>20</b>	<b>0</b>

## SPROLES' CAREER STATISTICS

			RUSHING					RECEIVING					OFF SNAPS			PUNT RETURNS						KICK RETURNS				
Year	Team	GP/GS	Att	Yds	Avg	Lg	TD	No	Yds	Avg	Lg	TD	TYS	No	Pct	No	FC	Yds	Avg	Lg	TD	No	Yds	Avg	Lg	TD
2005	San Diego	15/0	8	50	6.3	21	0	3	10	3.3	6	0	60	NA	NA	18	5	108	6.0	23	0	63	1528	24.3	58	0
2006	San Diego	0/0	INJURED RESERVE (ANKLE)																							
2007	San Diego	15/0	37	164	4.4	34	2	10	31	3.1	14	0	195	NA	NA	24	2	229	9.5	45t	1	37	1008	27.2	89t	1
2008	San Diego	16/0	61	330	5.4	37	1	29	342	11.8	66t	5	672	NA	NA	22	12	249	11.3	43	0	53	1376	26.0	103t	1
2009	San Diego	16/2	93	343	3.7	21	3	45	497	11.0	81t	4	840	NA	NA	26	12	183	7.0	77t	1	54	1300	24.1	66	0
2010	San Diego	16/3	50	267	5.3	34	0	59	520	8.8	57t	2	787	NA	NA	24	11	166	6.9	16	0	51	1257	24.6	45	0
2011	New Orleans	16/4	87	603	6.9	36	2	86	710	8.3	39	7	1313	NA	NA	29	19	294	10.1	72t	1	40	1089	27.2	92	0
2012	New Orleans	13/6	48	244	5.1	47	1	75	667	8.9	44	7	911	444	40%	23	14	183	8.0	37	0	18	483	26.8	48	0
2013	New Orleans	15/4	53	220	4.2	38	2	71	604	8.5	48	2	824	357	32%	29	21	194	6.7	28	0	12	225	21.3	32	0
2014	Philadelphia	15/0	57	329	5.8	49t	6	40	387	9.7	57	0	716	337	29%	39	16	506	13.0	82t	2	1	15	15.0	15	0
2015	Philadelphia	11/3	47	168	3.6	27	1	36	258	7.2	35t	1	426	260	32%	25	15	272	10.9	89t	1	1	20	20.0	20	0
<b>Totals</b>		<b>148/22</b>	<b>541</b>	<b>2718</b>	<b>5.0</b>	<b>49t</b>	<b>18</b>	<b>454</b>	<b>4026</b>	<b>8.9</b>	<b>81t</b>	<b>28</b>	<b>6744</b>	<b>---</b>	<b>--</b>	<b>259</b>	<b>127</b>	<b>2384</b>	<b>9.2</b>	<b>89t</b>	<b>6</b>	<b>330</b>	<b>8331</b>	<b>25.2</b>	<b>103t</b>	<b>2</b>

## PLAYOFFS

2006	San Diego	0/0	INJURED RESERVE (ANKLE)																							
2007	San Diego	3/0	4	35	8.8	26	0	3	61	20.3	56t	1	96	NA	NA	5	2	28	5.6	13	0	10	223	22.3	30	0
2008	San Diego	2/1	33	120	3.6	22t	2	10	136	13.6	62t	1	256	NA	NA	5	0	76	15.2	28	0	9	270	30.0	63	0
2009	San Diego	1/0	3	33	11.0	22	0	3	30	10.0	19	0	63	NA	NA	2	1	3	1.5	3	0	2	44	22.0	27	0
2011	New Orleans	2/2	13	54	4.2	17t	2	19	152	8.0	44t	1	206	NA	NA	5	2	33	6.6	13	0	4	92	23.0	28	0
2013	New Orleans	2/0	7	31	4.4	13	0	9	63	7.0	14	0	94	62	42%	3	2	31	10.3	14	0	6	141	23.5	39	0
<b>Totals</b>		<b>10/3</b>	<b>60</b>	<b>273</b>	<b>4.6</b>	<b>26</b>	<b>4</b>	<b>44</b>	<b>442</b>	<b>10.0</b>	<b>62t</b>	<b>3</b>	<b>715</b>	<b>---</b>	<b>--</b>	<b>20</b>	<b>7</b>	<b>171</b>	<b>8.6</b>	<b>28</b>	<b>0</b>	<b>31</b>	<b>770</b>	<b>24.8</b>	<b>63</b>	<b>0</b>

## ADDITIONAL CAREER STATISTICS

**Fumbles/Lost:** (18/11) - 2005 (3/2), 2007 (1/0), 2008 (3/2), 2009 (3/1), 2010 (3/3), 2013 (2/2), 2014 (2/1), 2015 (1/0)

**Two-Point Conversions:** (1) - 2013 (rush)



**Height:** 5-9**Weight:** 192**Date Of Birth:** August 9, 1989**Hometown:** St. Augustine, FL**HS:** St. Augustine**College:** Florida**NFL Experience:** 3rd year**Acquired:** FA-15**Draft Pick:** D5-13

(166th overall)

by Miami

**VITALS****DOLPHINS ALL-TIME  
SINGLE-SEASON  
SCORING LEADERS**

- |                            |            |
|----------------------------|------------|
| 1. Olindo Mare (1999)      | 144 points |
| 2. Caleb Sturgis (2014)    | 128 points |
| 3. Pete Stoyanovich (1992) | 124 points |

**LONGEST FIELD GOALS BY  
A ROOKIE IN DOLPHINS  
HISTORY**

- |                                |    |
|--------------------------------|----|
| 1. Pete Stoyanovich (11/12/89) | 59 |
| 2. Caleb Sturgis (9/15/13)     | 54 |
| 3. Uwe von Schamann (10/21/79) | 53 |
| 4. Caleb Sturgis (10/27/13)    | 52 |
| 5t. Uwe von Schamann (11/5/79) | 51 |
| Fuad Reveiz (1/4/86)           | 51 |

Originally a fifth-round draft choice of the Miami Dolphins in 2013, Caleb Sturgis was signed by the Eagles following Week 3 of the 2015 regular season. Sturgis garnered *Pro Football Weekly*/Pro Football Writers of America All-Rookie Team honors in 2013 after connecting on a Dolphins rookie franchise-best 26 field goals in his debut campaign. In 2014, Sturgis ranked second in Miami history in single-season scoring with 128 points, trailing only Olindo Mare's 144 points in 1999. A four-year letterman at the University of Florida, Sturgis connected on 70-of-88 field goal attempts (79.5%) in his career and was a two-time finalist for the coveted Lou Groza Award (2011, '12).

**2015 HIGHLIGHTS**

- Booted two field goals in a win at Dal. (11/8), including a 53-yarder which tied the second-longest kick of his career. He became just the second Eagle ever with a 50-plus yard field goal in back-to-back games and the first since Tom Dempsey in 1971. His go-ahead 53-yarder late in the fourth quarter tied for the fifth-longest in team history
- Converted 3-of-4 field goals at Car. (10/25), including a 52-yarder which marked his seventh 50-plus yard field goal of his career and tied for the eighth longest kick in team history
- Connected on all four of his field goal attempts vs. NO (10/11) to tie a career high. Became the 12th Eagles kicker to have four field goals in a game, but just the second to do so by his second game with the team (Paul McFadden in 1984)

**2014 HIGHLIGHTS (WITH MIAMI)**

- Finished second in Dolphins history with 128 points, while connecting on 29-of-37 field goals (78.4%) and 41-of-41 extra point attempts
- Booted a game-winning 26-yard field goal with 1:57 left in the fourth quarter at NYJ (12/1), the first game-winning kick in the fourth quarter or overtime of his career
- Made 3-of-3 field goals at Det. (11/9), including a 50-yarder
- Hit a 51-yard field goal vs. KC (9/21)
- Connected on a career-high 4-of-4 field goals vs. NE (9/7)





## STURGIS' CAREER STATISTICS

Year	Team	GP	FG-FGA	Pct	Lg	Blk	XP-XPA	Pct	Blk	Pts	KOs	TB	STT
2013	Miami	16	26-34	76.5	54	1	33-33	100.0	0	111	74	38	2
2014	Miami	16	29-37	78.4	53	2	41-41	100.0	0	128	85	37	3
2015	Philadelphia	8	13-17	76.5	53	0	18-20	90.0	0	57	41	23	1
<b>Totals</b>		<b>40</b>	<b>68-88</b>	<b>77.3</b>	<b>54</b>	<b>3</b>	<b>92-94</b>	<b>97.9</b>	<b>0</b>	<b>296</b>	<b>200</b>	<b>98</b>	<b>6</b>

## CAREER HIGHS

<b>FGs</b>	4	[2x - 10/11/15 vs NO]
<b>FG Atts.</b>	4	[9x - 10/25/15 at Car.]
<b>Long</b>	54	[9/15/13 at Ind.]
<b>Long Att.</b>	57	[10/6/13 vs. Bal.]
<b>PATs</b>	5	[2x - 12/21/14 vs. Min.]
<b>Points</b>	15	[2x - 10/11/15 vs NO]

STURGIS' CAREER  
REGULAR SEASON FG SPLITS

	FG-FGA	Pct	Lg
<b>vs. NFC</b>	26-33	78.8	53
<b>vs. AFC</b>	42-55	76.4	54
<b>Home</b>	36-45	80.0	51
<b>Away</b>	32-43	74.4	54
<b>Turf</b>	17-23	73.9	54
<b>Grass</b>	51-65	78.5	52
<b>Indoors</b>	6-6	100.0	53
<b>Outdoors</b>	62-82	75.6	54
<b>September</b>	15-16	93.8	54
<b>October</b>	20-29	69.0	52
<b>November</b>	19-23	82.6	53
<b>December</b>	14-20	70.0	53
<b>When Tied</b>	12-17	70.6	53

## 2015 GAME-BY-GAME STATISTICS

Date	Opp	W/L	FG-FGA	Pct	Lg	Blk	XP-XPA	Pct	Blk	Pts	Kick By Kick
Signed by Philadelphia to the 53-man roster on 9/29/15											
Oct 4	at Was	L	0-1	0.0	0	0	2-3	66.7	0	2	33N
Oct 11	NO	W	4-4	100.0	41	0	3-4	75.0	0	15	39, 29, 26, 41
Oct 19	NYG	W	2-2	100.0	39	0	3-3	100.0	0	9	37, 39
Oct 25	at Car	L	3-4	75.0	52	0	1-1	100.0	0	10	52, 29, 24, 50N
Nov 8	at Dal	W	2-2	100.0	53	0	3-3	100.0	0	9	31, 53
Nov 15	Mia	L	1-2	50.0	37	0	2-2	100.0	0	5	32N, 37
Nov 22	TB	L	1-1	100.0	43	0	2-2	100.0	0	5	43
Nov 26	at Det	L	0-1	0.0	0	0	2-2	100.0	0	2	50N
Dec 6	at NE										
Dec 13	Buf										
Dec 20	Ari										
Dec 26	Was										
Jan 3	at NYG										
<b>Totals</b>			<b>13-17</b>	<b>76.5</b>	<b>53</b>	<b>0</b>	<b>18-20</b>	<b>90.0</b>	<b>0</b>	<b>57</b>	

## 2013 HIGHLIGHTS (WITH MIAMI)

- As a rookie, led the Dolphins in scoring with 111 points and earned *Pro Football Weekly*/Pro Football Writers of America All-Rookie Team honors after connecting on 26-of-34 field goals and all 33 extra point attempts
- Hit three field goals of 50-plus yards, including a 54 yarder at Ind. (9/15/13), becoming the only Dolphins rookie to connect on three 50-yard field goals in team history
- Kicked a 44-yard field goal to tie the game with 16 seconds remaining in regulation vs. Cin. (10/31). The Dolphins went on to win the game 22-20 in overtime
- Booted field goals of 46 and 50 yards vs. Atl. (9/22), becoming just the second rookie kicker in team history to connect on two field goals of 50-plus yards
- Connected on a 54-yard field goal at Ind. (9/15), which tied for the fourth-longest regular-season field goal in Dolphins history and the second-longest kick by a Dolphins rookie
- Made his NFL debut at Cle. (9/8) and scored 11 points, going 3-for-3 on field goals, which tied for the second-most field goals in a game by a Dolphins rookie behind Dan Carpenter (four - 11/2/08 at Den.)

## PERSONAL

- Attended St. Augustine (FL) High School where he earned first-team Class 3A All-State honors as a senior placekicker
- Also competed as a forward on St. Augustine's soccer team and for the Julington Creek club
- His brother, Nathan, is a professional soccer player who currently plays for the Houston Dynamo in Major League Soccer
- Graduated with a degree in sports management
- Full name is Caleb James Sturgis

## COLLEGE HIGHLIGHTS

- A four-year letterman at Florida, connected on 70-of-88 career field goal attempts (79.5%) and finished his career with 340 points
- Set Florida career records in both made field goals (70) and field goal attempts (88)
- Was a three-time member of the SEC Academic Honor Roll
- As a redshirt senior in 2012, set a school single-season record with 24 field goals on 28 attempts and was named the SEC co-Special Teams Player of the Year and a finalist for the Lou Groza Award, which is given annually to the nation's top place-kicker



## VITALS

**Height:** 6-4  
**Weight:** 309  
**Date Of Birth:** June 21, 1988  
**Hometown:** Star City, AR  
**HS:** Star City  
**College:** Southern Arkansas  
**NFL Experience:** 4th Year  
**Acquired:** Rookie FA 2011  
**Draft Pick:** Undrafted

## FUMBLE RECOVERIES

## NFL LEADERS 2014

J.J. Watt, Houston 5

D'Qwell Jackson, Indy 4

**Cedric Thornton, Phila 3**

*(tied with 7 others, including the Eagles' Fletcher Cox and Nate Allen)*

## THREE-STEP DROP

**In any other sport, what position would you play and what team:**

Small forward for the Milwaukee Bucks

**Three must-haves on a deserted island:** Fresh water, Bible, Food

**Best player ever lined up against:** Jason Peters in practice

**First jersey owned:** Titans Eddie George #27

**Favorite superhero:** Thor

**Pre-game ritual:** Read the Bible

**Favorite Halloween costume growing up:** Billy the Blue Power Ranger

Growing up in a town of Tarry, AR (population 8,115), Cedric Thornton took a long, circuitous route to the NFL. A rookie free agent signing of the Eagles in 2011, he provides a blend of size, strength and toughness to the defensive line. Thornton is one of the main cogs in the Eagles strong front seven and is one of only five players in history to attend Division II Southern Arkansas and play in the NFL. He was a two-year starter with the Muleriders and earned first-team All-America honors as a junior in 2009.

## BIRDSEED

- When Thornton first started playing sports, he had aspirations of being a baseball or basketball player, but the two sports didn't really suit his physical mentality. "When I played basketball, I was a little too aggressive and basically fouled out of every game, so I decided football was probably a better fit for me."
- Thornton learned the value of a hard day's work when he used to pick peas by hand from 6am to 6pm for \$50 a day. "A lot of people don't realize that type of work still gets done, but where I grew up, that's all there was. I did that for six summers. It was exhausting."
- Says the biggest influence on his career has been his parents. "They always pushed me to be the best player I could be. After games, my dad would always keep it real and help me with what I needed to work and get better at."
- During the 2015 offseason, Thornton went back to his home town of Star City, AR, to serve as principal for a day at Jimmy Brown Elementary School. He delivered 1,000 books to the school and spoke to the children about the importance of reading

## 2015 HIGHLIGHTS

- Recorded a sack of Tony Romo vs. Dal. (9/20) while recording three tackles

## 2014 HIGHLIGHTS

- Had 61 tackles and one sack while playing in 55% of the team's snaps on defense
- Tied for 3rd in NFL with 3 fumble recoveries behind Hou.'s J.J. Watt (5) and Indy's D'Qwell Jackson (4)
- Recovered two fumbles vs. StL (10/5), including one of QB Austin Davis in the end zone for his first career TD. In fact, it was his first touchdown of any kind since his senior year of high school in 2005 while playing RB/WR for Star City HS in Arkansas. He returned his other fumble 40 yards to set up another Eagles TD. He became the 6th Eagle ever to recover two fumbles in a game and the first since Quintin Mikell in 2010







## THORNTON'S CAREER STATISTICS

Year	Team	GP/GS	TACKLES					PASS DEFENSE					FUMBLES			DEF SNAPS	
			Total	Solo	Asst	TFL	Sacks	Int	Yards	Lg	TD	KD	FF	FR	Yards	Played	Pct
2011	Philadelphia	0/0	0	0	0	0.0	0.0	0	0	--	0	0	0	0	0	NA	NA
2012	Philadelphia	16/0	47	25	22	2.0	1.0	0	0	--	0	0	0	0	0	395	38%
2013	Philadelphia	16/16	78	60	18	5.0	1.0	0	0	--	0	2	1	0	0	713	59%
2014	Philadelphia	16/16	61	36	25	3.0	1.0	0	0	--	0	2	0	2	40	640	55%
2015	Philadelphia	9/9	33	21	12	0.0	1.0	0	0	--	0	1	0	0	0	366	45%
<b>Totals</b>		<b>57/41</b>	<b>219</b>	<b>142</b>	<b>77</b>	<b>10.0</b>	<b>4.0</b>	<b>0</b>	<b>0</b>	<b>--</b>	<b>0</b>	<b>5</b>	<b>1</b>	<b>2</b>	<b>40</b>	<b>---</b>	<b>---</b>

## PLAYOFFS

2013	Philadelphia	1/1	6	2	4	0.0	0.0	0	0	0	0	0	0	0	0	48	67%
<b>Totals</b>		<b>1/1</b>	<b>6</b>	<b>2</b>	<b>4</b>	<b>0.0</b>	<b>0.0</b>	<b>0</b>	<b>0</b>	<b>0</b>	<b>0</b>	<b>0</b>	<b>0</b>	<b>0</b>	<b>0</b>	<b>---</b>	<b>---</b>

## CAREER HIGHS

<b>Tackles</b>	8	2x - last 9/29/13 at Den
<b>Sacks</b>	1.0	4x - last 9/29/15 vs. Dal

## TOUCHDOWNS/SAFETIES

Fumble recovery in end zone vs. Stl (10/5/14)

Tackled Matt Forte in end zone for safety vs. Chi (12/22/13)



## 2015 GAME-BY-GAME STATISTICS

Date	Opp	W/L	GP/GS	S	A	TT	Sac	Hur	KD	FF	FR	Snaps	Pct
Sep 14	at Atl	L	1/1	2	3	5	0.0	0	0	0	0	54	70%
Sep 20	Dal	L	1/1	2	1	3	1.0	0	0	0	0	45	53%
Sep 27	at NYJ	W	0/0	INACTIVE/HAND									
Oct 4	at Was	L	0/0	INACTIVE/HAND									
Oct 11	NO	W	1/1	0	0	0	0.0	0	0	0	0	28	41%
Oct 19	NYG	W	1/1	2	3	5	0.0	0	1	0	0	36	53%
Oct 25	at Car	L	1/1	3	1	4	0.0	0	0	0	0	40	66%
Nov 8	at Dal	W	1/1	4	2	6	0.0	0	0	0	0	38	49%
Nov 15	Mia	L	1/1	1	2	3	0.0	0	0	0	0	34	51%
Nov 22	TB	L	1/1	5	0	5	0.0	0	0	0	0	46	59%
Nov 26	at Det	L	1/1	2	0	2	0.0	0	0	0	0	45	62%
Dec 6	at NE												
Dec 13	Buf												
Dec 20	Ari												
Dec 26	Was												
Jan 3	at NYG												
<b>Totals</b>			<b>9/9</b>	<b>21</b>	<b>12</b>	<b>33</b>	<b>1.0</b>	<b>0</b>	<b>1</b>	<b>0</b>	<b>0</b>	<b>366</b>	<b>45%</b>

## PERSONAL

- He and his wife, Shakacia, have two sons, Cedric and Kaisen, and a daughter, Kaylei
- His father, Nathaniel, is a pastor at Bethlehem #2 Missionary Baptist Church in Tarry, AR. His mother, Angela, is a minister. Growing up, was in the church choir
- Is middle child of five. Older brothers: Christopher and Nathaniel. Younger sisters: Tammie and Olydia. Tammie works for a scouting agency in Little Rock, AR
- First started playing football for the Star City Pee Wee Tigers as a running back and linebacker
- Enjoys playing basketball and PS4 in his free time. Uses the game tag **MriCanDueDat**
- Thornton on twitter: **@MriCanDueDat**
- Grew up a fan of the Tennessee Titans, Tennessee Volunteers, and the Milwaukee Bucks
- Has a collection of 60 pairs of Jordan's
- Majored in Physical Education Wellness & Leisure at Southern Arkansas. Plans to finish up his degree online in the near future
- Hosted a one-day football camp at Star City HS in 2014

- After his playing days are over, hopes to get involved in coaching. "I love to motivate people and have an impact in their lives."

## INJURY HISTORY

- Suffered a broken hand vs. Dal. (9/20) and missed two games

## MULERIDER PRIDE



Thornton (pictured above with former NFL safety Jordan Babineaux) is one of just five players ever to make the NFL from Southern Arkansas University. The others: Babineaux (2004-12), WR Ken Brown (1987), LB David Ward (1987-1989) and DB Dennis Woodberry (1986-1988)





## VITALS

**Height:** 5-11  
**Weight:** 190  
**Date Of Birth:** August 12, 1987  
**Hometown:** West Covina, CA  
**HS:** West Covina  
**College:** Oregon  
**NFL Experience:** 6th Year  
**Acquired:** FA (NYG) 2015  
**Draft Pick:** D4a-10 (111th overall) by Seattle

## OREGON CAREER INT RETURN TDS

1t. Walter Thurmond, 2006-09	3
Avery Patterson, 2010-13	3
Rashad Bauman, 1997-2001	3
Kenny Wheaton, 1994-96	3

## 2015 NFL SAFETY INTERCEPTION LEADERS

1. Reggie Nelson (CIN)	6
2t. Mike Adams (IND)	5
Kurt Coleman (CAR)	5
Charles Woodson (OAK)	5
5t. Rashad Johnson (ARI)	4
Dwight Lowery (IND)	4
Tyrann Mathieu (ARI)	4
8t. Walter Thurmond (PHI)	3
6 others tied with	3

## THREE-STEP DROP

**If he could play another sport, what team/position:** Shortstop, L.A. Dodgers

**Best player he has faced:** Cardinals WR Larry Fitzgerald

**First job:** When he established his own film company, *Get More Films*, in 2011

**Three items needed on a deserted island:** Case of water, seeds, machete

**Favorite quote:** "We are what we repeatedly do. Excellence, then, is not an act, but a habit." - Aristotle

**Favorite book:** *The Book of Five Rings* by Miyamoto Musashi

**Favorite musicians:** Jimmy Hendrix, John Coltrane, Nas, Red Hot Chili Peppers and Tchaikovsky

**Favorite movies:** *Reservoir Dogs* and *Pulp Fiction*

**Favorite TV shows:** *Game of Thrones*, *True Detective* and *The Wire*

**"Walter's always around the ball. I think he's had a lot of experience playing nickel, so he's been an inside guy. He can see things. He's very intelligent. He's an intuitive football player."**

- Eagles Head Coach Chip Kelly

Originally a fourth-round selection (111th overall) by the Seattle Seahawks in the 2010 NFL Draft, Thurmond signed a one-year contract with the Eagles during the 2015 offseason after spending the 2014 season with the New York Giants. Thurmond appeared in 34 games with eight starts during his four years in Seattle and was a key member of the Seahawks secondary during the team's Super Bowl title run in 2013.

## CAREER HIGHLIGHTS

- Started at nickel corner for the Seattle Seahawks in Super Bowl XLVIII

## BIRDSEED

- Last year, launched The Walter Thurmond Foundation for Arts and Education with the goal of improving the quality of life for youth through arts and education. Thurmond's foundation has partnered with Harlem's IMPACT Repertory Theatre, an organization that works to provide a safe space for Harlem youth to learn and explore the arts with a focus on education. Now in Philadelphia, Thurmond is exploring ways to connect with the community and will be partnering with The Big Picture Alliance, a non-profit organization that provides youth with opportunities for self-expression, collaboration, creativity and accomplishment through film to inspire positive change
- In his spare time, enjoys painting. "I always used to draw when I was younger," says Thurmond. "As I got older, it kind of went to the back just because I was focusing on sports and I kind of got away from it. My dad paints, too, so I picked it up from him a bit. I get urges to want to paint and create, and that's how I got back into it."
- During the offseason, works out in Los Angeles with Saints CB Brandon Browner, Texans S Eddie Pleasant and Broncos S T.J. Ward



## 2015 HIGHLIGHTS

- Through Week 12, leads the defense with three interceptions and is tied for fourth in tackles for a loss with six
- Tallied a season-high eight tackles at Det. (11/26), marking the second-highest total of his career
- Notched a strip sack for the second week in a row when he dropped Buccaneers QB Jameis Winston vs. TB (11/22). His sack of Winston gave him career highs in sacks (two) and forced fumbles (two) on the season



## THURMOND'S CAREER STATISTICS

Year	Team	GP/GS	TACKLES					PASS DEFENSE					FUMBLES			DEF SNAPS		ST
			Total	Solo	Asst	TFL	Sacks	Int	Yards	Lg	TD	KD	FF	FR	Yards	Played	Pct	T
2010	Seattle	14/1	33	29	4	NA	0.0	0	0	--	0	7	0	0	0	NA	NA	4
2011	Seattle	6/3	12	7	5	NA	0.0	0	0	--	0	2	1	0	0	NA	NA	0
2012	Seattle	2/1	3	3	0	NA	0.0	0	0	--	0	1	0	0	0	73	7%	0
2013	Seattle	12/3	32	24	8	NA	1.0	1	29	29t	1	6	1	1	-2	469	45%	0
2014	N.Y. Giants	2/1	4	2	2	NA	0.0	0	0	--	0	0	0	0	0	66	6%	0
2015	Philadelphia	11/11	53	41	12	6.0	2.0	3	67	44	0	3	2	0	0	806	99%	0
<b>Totals</b>		<b>47/20</b>	<b>137</b>	<b>106</b>	<b>31</b>	<b>6.0</b>	<b>2.0</b>	<b>4</b>	<b>96</b>	<b>44</b>	<b>1</b>	<b>19</b>	<b>4</b>	<b>1</b>	<b>-2</b>	<b>---</b>	<b>---</b>	<b>4</b>

## PLAYOFFS

2010	Seattle	2/0	4	3	1	NA	0.0	0	0	--	0	0	0	0	0	NA	NA	1
2012	Seattle	0/0	INJURED RESERVE (HAMSTRING)															
2013	Seattle	3/1	5	2	3	NA	0.0	0	0	--	0	1	0	0	0	102	51%	0
<b>Totals</b>		<b>5/1</b>	<b>9</b>	<b>5</b>	<b>4</b>	<b>NA</b>	<b>0.0</b>	<b>0</b>	<b>0</b>	<b>--</b>	<b>0</b>	<b>1</b>	<b>0</b>	<b>0</b>	<b>0</b>	<b>---</b>	<b>---</b>	<b>1</b>

## ADDITIONAL CAREER STATISTICS

Punt Returns: (1-0) - 2010 (1-0)

## 2015 GAME-BY-GAME STATISTICS

Date	Opp	W/L	GP/GS	S	A	TT	Sac	Hur	Int	Yds	Lg	KD	FF	FR	Snap	Pct
Sep 14	at Atl	L	1/1	3	3	6	0.0	0	1	23	23	0	0	0	77	100%
Sep 20	Dal	L	1/1	4	3	7	0.0	0	0	0	0	0	0	0	82	96%
Sep 27	at NYJ	W	1/1	2	2	4	0.0	0	1	0	0	0	0	0	79	100%
Oct 4	at Was	L	1/1	5	0	5	0.0	0	0	0	0	0	0	0	84	100%
Oct 11	NO	W	1/1	4	0	4	0.0	0	1	44	44	1	0	0	69	100%
Oct 19	NYG	W	1/1	3	0	3	0.0	0	0	0	0	0	0	0	68	100%
Oct 25	at Car	L	1/1	2	2	4	0.0	0	0	0	0	1	0	0	60	98%
Nov 8	at Dal	W	1/1	2	0	2	0.0	0	0	0	0	1	0	0	77	99%
Nov 15	Mia	L	1/1	4	1	5	1.0	0	0	0	0	0	1	0	67	100%
Nov 22	TB	L	1/1	5	0	5	1.0	0	0	0	0	0	1	0	78	100%
Nov 26	at Det	L	1/1	7	1	8	0.0	0	0	0	0	0	0	0	65	90%
Dec 6	at NE															
Dec 13	Buf															
Dec 20	Ari															
Dec 26	Was															
Jan 3	at NYG															
<b>Totals</b>			<b>11/11</b>	<b>41</b>	<b>12</b>	<b>53</b>	<b>2.0</b>	<b>0</b>	<b>3</b>	<b>67</b>	<b>44</b>	<b>3</b>	<b>2</b>	<b>0</b>	<b>806</b>	<b>99%</b>

## 2015 HIGHLIGHTS - Cont.

- Recorded his second-career sack when he got home on a blitz in the first quarter and hit Dolphins QB Ryan Tannehill in the end zone. Forced his first fumble of the season on the sack and the ball rolled out of the back of the end zone for the Eagles' first safety since 2013
- Notched his third INT of the season when he picked off Saints QB Drew Brees in the fourth quarter vs. NO (10/11). Returned the pick 44 yards to the Saints 4-yard line, setting up a RB DeMarco Murray TD run
- In the fourth quarter of a win at NYJ (9/27), corralled a tipped pass on the sideline and tapped both feet in bounds to secure an interception. The interception was his second of the year and marked a new single-season high
- Started at safety for the first time in his career at Atl. (9/14) and

recorded the second interception of his career when he picked off Falcons QB Matt Ryan on the first drive of the second half. Returned the pick 23 yards to the Falcons 8 and to set up a RB DeMarco Murray touchdown run. Also added six tackles (three solo), including one for a loss

## PERSONAL

- Helped lead West Covina HS to an 11-2-1 record and a CIF Southern Section Division VII championship
- An all-around threat who played on both sides of the ball, Thurmond finished his senior year with 29 catches for 730 yards and seven TDs, and rushed for more than 400 yards and two TDs. Also notched 85 tackles and five INTs to earn All-San Gabriel Valley Region honors
- Received All-CIF Southern Section second-team honors as a WR in 2004

## CAREER HIGHS

Tackles	9	10/21/10 at NO
INTs	1	4x - 10/11/15 vs. NO
INT Lg	44	10/11/15 vs. NO
KDs	3	10/17/10 at Chi.
Sacks	1.0	3x - 11/22/15 vs. TB

## TOUCHDOWNS (1)

Touchdown	Date	Opponent
29-yd INT ret.	11/17/13	vs. Min. (QB C. Ponder)

## SAFETIES (1)

Play	Date	Opponent
End zone sack	11/15/15	vs. Mia. (R. Tannehill)



## VITALS

**Height:** 6-6  
**Weight:** 290  
**Date Of Birth:** June 5, 1990  
**Hometown:** Dyersville, IA  
**HS:** Beckman Catholic (Dyersville, IA)  
**College:** Iowa  
**NFL Experience:** 3rd Year  
**Acquired:** Rookie FA 2013  
**Draft Pick:** Undrafted

## CAREER TIMELINE

**2008:** Walked on at Iowa  
**2010:** Saw first action as sophomore  
**2011:** Made first collegiate start  
**2012:** Honorable Mention All-Big Ten (coaches)  
**2013:** Signed with Philadelphia Eagles  
**2014:** Made first NFL start

## THREE-STEP DROP

**Trade places with for a day:** Wild Bill Hickok, a folk hero from the American Old West

**Hobbies:** Hunting and fishing

**If not playing football, he would be:** A farmer

**Favorite team growing up:** Iowa Hawkeyes

**First job:** Cleaning out livestock trailers

**Bucket list:** Travel to Alaska

**Funniest Eagle:** "Big Al" Barbre

**Favorite Philadelphia restaurant:** Fogo de Chao

**Favorite meal:** Steak

**Favorite movie:** *Shooter*

**Favorite TV show:** *Fast and Loud*

**Favorite music:** Country music, especially Gary Allan and Justin Moore

**Favorite quote:** "I want to be remembered as the guy who gave his all whenever he was on the field." - Walter Payton

**"The thing that stood out about Matt most during the early years was he was a tough, competitive guy. He worked really hard. He had some work to do, but he was a tough competitive guy. He showed that all the time at practice."**

- Iowa Head Coach Kirk Ferentz

A three-year letterman at Iowa, Matt Tobin signed with the Eagles as a rookie free agent during the 2013 offseason and provided quality depth on the offensive line in 2014. Tobin started the final 22 games of his Iowa career, seeing time at both left tackle and left guard. He earned honorable mention All-Big 10 accolades as a senior in 2012 and was named the recipient of the Brett Greenwood Award following the season, which is given annually to the best walk-on student-athlete.

## BIRDSEED

- As a walk-on at Iowa, it was Tobin's responsibility to pay for his own college tuition. To do so, he had to take advantage of his free time and that's exactly what he did. "I was a concrete construction worker during the summer and worked 35 hours a week," said Tobin. "I got burnt out, but it helped pay the bills which was the most important thing."
- Cuts firewood with his father every offseason and sells it on *Craigslist*. "During my first offseason, the weather was especially cold," says Tobin. "I think I made more than \$2,000 that year."
- Recently purchased 120 acres of land near his hometown in Worthington, IA. Half of the land is tillable ground and the other half is timber. During the 2015 offseason, he planted corn as his first crop on the land. Although he is the new owner, Tobin has been hunting on the property since he was 8 years old. "I used to chop wood for the woman that owned the property and in exchange she let me hunt on it."
- Was as an honorary chair member in 2015 for the Leukemia and Lymphoma Society in Iowa City, IA
- Each year, participates in the celebrity hunting and trap shooting charity event "Aiming for the Cure." The event benefits children and families undergoing cancer treatment at the University of Iowa Children's Hospital in Iowa City, IA

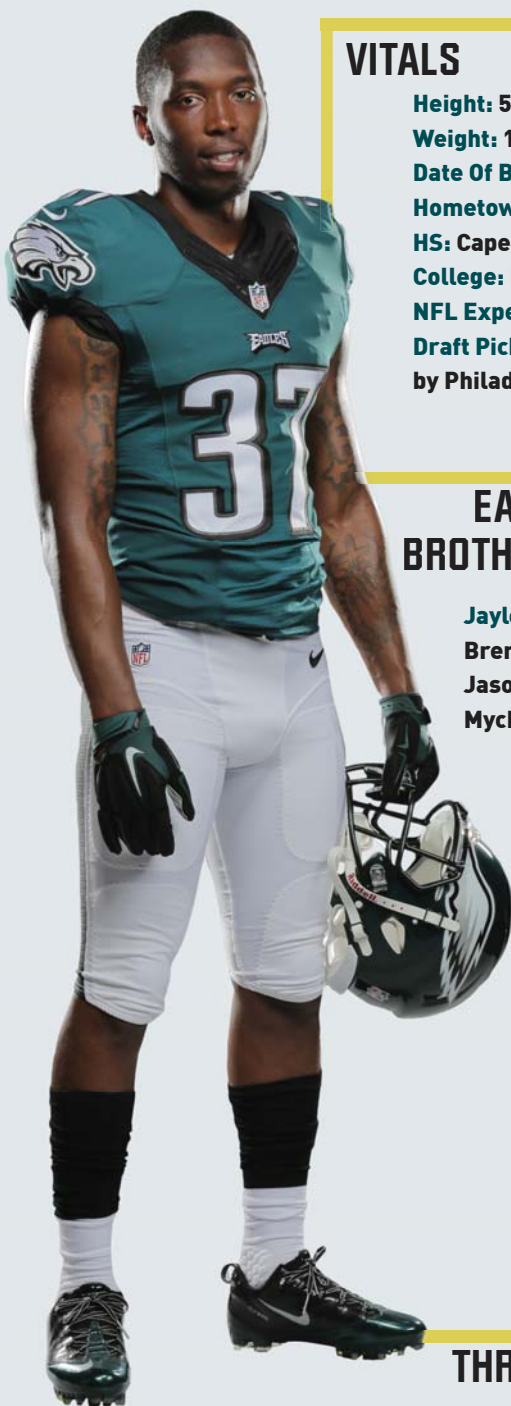
## 2014 HIGHLIGHTS

- Made his first NFL start at SF (9/28), filling in for an injured Evan Mathis at left guard

## TOBIN'S CAREER SERVICE

Regular Season			Playoffs		
Year	Team	GP/GS	Year	Team	GP/GS
2013	Philadelphia	1/0	2013	Philadelphia	1/0
2014	Philadelphia	13/7	<b>Totals</b>		<b>1/0</b>
2015	Philadelphia	11/8			
<b>Totals</b>		<b>25/15</b>	<b>Starts by position:</b> 2014: 5 at LG, 2 at RG, 2015: 8 at RG		
			<b>First NFL game:</b> 12/29/13 at Dal.		
			<b>First NFL start:</b> 9/28/14 at SF		





## VITALS

**Height:** 5-11  
**Weight:** 194  
**Date Of Birth:** November 27, 1991  
**Hometown:** Cape Coral, FL  
**HS:** Cape Coral  
**College:** Florida  
**NFL Experience:** 2nd Year  
**Draft Pick:** D4-14 (101st overall)  
 by Philadelphia

## EAGLES WITH BROTHERS IN THE NFL

**Jaylen and Sammy Watkins (BUF)**  
**Brent and Garrett Celek (SF)**  
**Jason and Travis Kelce (KC)**  
**Mychal and Eric Kendricks (MIN)**

## THREE-STEP DROP

**Hobbies:** Reading, fishing and bowling

**If he could play another sport what team/position:** OF for the Miami Marlins

**First jersey:** Glenn Robinson, Atlanta Hawks

**What he'd be doing if not playing football:** Going to graduate school

**Three items desired on deserted island:** Football, video games, water

**Best player he has lined up against:** Giants WR Odell Beckham, Jr.

**If he could be one superhero, he would be:** Thor

**First job:** Working at the Boys & Girls Club, starting his sophomore year of high school

**Favorite athlete growing up:** Donovan McNabb

**Favorite movie:** Warrior

**Favorite TV show:** Power

A versatile defensive back out of the University of Florida, Jaylen Watkins was signed to the Eagles 53-man roster off of the Buffalo Bills practice squad following Week 12 of the 2015 season. Watkins was originally selected by the Eagles in the fourth round of the 2014 NFL Draft. A four-year letterman with the Gators, Watkins appeared in 48 games with 28 starts during his collegiate tenure, recording 133 tackles, three interceptions and 21 passes defended. A native of Cape Coral, FL, Watkins is the brother of 2014 first-round selection Sammy Watkins, with the two pros separated by less than a year in age.

## BIRDSEED

- Watkins' younger brother, Sammy, was a first-round draft pick of the Buffalo Bills in the 2014 draft after a stellar career as a receiver at Clemson. Prior to their college games, the two brothers would send each other words of encouragement. Sammy will never leave his room to head to the stadium until he texts Jaylen, "Play today like it's your last game." Jaylen responds with a phrase Sammy has become accustomed to in his three-year collegiate career, "Play hard and be safe."
- Lee County, FL (which houses Cape Coral and Fort Myers) has turned out a plethora of NFL talent, including Deion Sanders, Jevon Kearse and the recently selected Watkins brothers. "It was crazy for our hometown when Sammy and I got selected. We've had a lot of guys get drafted recently, but obviously not two brothers. Fort Myers isn't the biggest town, but it's put together a nice little bit of history on the football field. We had a few other guys selected this year too with Tre Boston going to Carolina and Aaron Lynch heading to San Francisco."
- Considers himself a film junkie and tries to learn as much as he possibly can from game footage. "I just like to watch film. Any kind of film, whether it's watching another team or receivers, other DBs. In college, I used to watch a lot of NFL DBs and try to gain as much knowledge as I could from them. When you watch all of the NFL corners, they're all so different. I like things that all of them do, so I just try to take little things from them and mold them all together. I don't want to model myself after just one guy."

## 2014 HIGHLIGHTS

- Made his defensive debut in the season finale at NYG (12/28), recording three tackles and one pass defended in a winning effort

## COLLEGE HIGHLIGHTS

- Started 28 of 48 games at Florida (20 at cornerback, two at slot corner and his final six appearances at free safety)
- Recorded 133 tackles (four for a loss) and three interceptions, one of which he returned for a touchdown, during his collegiate tenure. Also finished his career ranked 11th in school history with 21 pass deflections





### COLLEGE HIGHLIGHTS - Cont.

- Played both right cornerback and safety as a senior in 2013, recording a career-high 52 tackles, two tackles for loss and seven passes defended. Was also the recipient of the Gators' Gene Elleson Community Service Award
- Started 11 games at left cornerback as a junior in 2012, notching 39 tackles, one tackle for loss, three interceptions and 11 passes deflected. Also scored a touchdown on a 26-yard interception return
- Appeared in all 13 games as a sophomore in 2011, starting six contests at left cornerback and two at slot corner, and registered 34 tackles and five pass deflections
- Saw action in 10 games as a freshman in 2010 as a gunner on the punt return unit and finished with eight tackles

### INJURY HISTORY

- Was rendered inactive in the 2014 opener vs. Jax. (9/7/14) with a hamstring injury

### PERSONAL

- Attended Cape Coral (FL) High School, where he played quarterback, wide receiver and defensive back. As a senior in 2009, he passed for 1,230 yards and 13 touchdowns and rushed for 928 yards with 10 touchdowns, while also racking up 29 receptions for 461 yards and five touchdowns

- In addition to starring on the football field, he also ran track at Cape Coral and advanced to the Class-4A Track Championships in the 4x100 relay
- Earned his degree from Florida in family, youth and community science
- Son of Brandy Green and Samuel Watkins III. Brandy is a second-grade teacher and Samuel is a truck driver
- His brother, Sammy, was selected with the fourth-overall pick in the 2014 NFL Draft by the Buffalo Bills. His cousin, Jeremy Ware, was selected by the Oakland Raiders in the seventh round of the 2010 NFL Draft
- Has a girlfriend, Gerraka Lewis. The two met when Jaylen was playing Pop Warner football and they both attended Cape Coral High School and the University of Florida

### TRANSACTIONS

- 2014 Drafted by PHI in 4th round (101st overall) ... signed 4-year contract
- 9/5/15 Waived by PHI
- 9/8/15 Signed by BUF to the practice squad
- 11/27/15 Signed by PHI to the 53-man roster from the BUF practice squad

### CAREER HIGHS

Tackles	3	12/28/14 at NYG
---------	---	-----------------

### 2014 GAME-BY-GAME STATISTICS

Date	Opp	W/L	GP/GS	S	A	TT	Sac	Hur	Int	Yds	Lg	KD	FF	FR	Snap	Pct
Sep 7	Jax	W	0/0	INACTIVE (HAMSTRING)											0	0%
Sep 15	at Ind	W	0/0	INACTIVE											0	0%
Sep 21	Was	W	1/0	0	0	0	0	0	0	0	0	0	0	0	0	0%
Sep 28	at SF	L	0/0	INACTIVE											0	0%
Oct 5	StL	W	0/0	INACTIVE											0	0%
Oct 12	NYG	W	1/0	0	0	0	0	0	0	0	0	0	0	0	0	0%
Oct 26	at Ari	L	0/0	INACTIVE											0	0%
Nov 2	at Hou	W	1/0	0	0	0	0	0	0	0	0	0	0	0	0	0%
Nov 10	Car	W	0/0	INACTIVE											0	0%
Nov 16	at GB	L	0/0	INACTIVE											0	0%
Nov 23	Ten	W	0/0	INACTIVE											0	0%
Nov 27	at Dal	W	0/0	INACTIVE											0	0%
Dec 7	Sea	L	0/0	INACTIVE											0	0%
Dec 14	Dal	L	0/0	INACTIVE											0	0%
Dec 20	at Was	L	0/0	DID NOT PLAY											0	0%
Dec 28	at NYG	W	1/0	3	0	3	0	0	0	0	0	1	0	0	30	38%
<b>Totals</b>			<b>4/0</b>	<b>3</b>	<b>0</b>	<b>3</b>	<b>0</b>	<b>0</b>	<b>0</b>	<b>0</b>	<b>0</b>	<b>1</b>	<b>0</b>	<b>0</b>	<b>30</b>	<b>3%</b>

### WATKINS' CAREER STATISTICS

			TACKLES					PASS DEFENSE					FUMBLES			DEF SNAPS		ST
Year	Team	GP/GS	Total	Solo	Asst	TFL	Sacks	Int	Yards	Lg	TD	KD	FF	FR	Yards	Played	Pct	T
2014	Philadelphia	4/0	3	3	0	0	0.0	0	0	0	0	1	0	0	0	30	3%	1
<b>Totals</b>		<b>4/0</b>	<b>3</b>	<b>3</b>	<b>0</b>	<b>0</b>	<b>0.0</b>	<b>0</b>	<b>0</b>	<b>0</b>	<b>0</b>	<b>1</b>	<b>0</b>	<b>0</b>	<b>0</b>	<b>30</b>	<b>3%</b>	<b>1</b>

# ALL-TIME REGULAR SEASON SERVICE



## MOST SEASONS PLAYED

<u>Name</u>	<u>Seasons</u>
1. Chuck Bednarik (1949-1962)	14
2. Brian Dawkins (1996-2008)	13
Harold Carmichael (1971-1983)	13
Frank (Bucko) Kilroy (1943-1955)	13
Vic Sears (1941-1953)	13
6. David Akers (1999-2010)	12
Jerry Sisemore (1973-1984)	12
Bobby Walston (1951-1962)	12

## MOST CONSECUTIVE GAMES PLAYED

<u>Name</u>	<u>Games</u>
1. Harold Carmichael (1972-1983)	162
2. Randy Logan (1973-1983)	159
3. Bobby Walston (1951-1962)	148
<b>4. Jon Dorenbos (2006-2015)</b>	<b>144</b>
Jon Runyan (2000-2008)	144
6. Ken Clarke (1977-1987)	139
7. Herman Edwards (1977-1985)	135
8. Frank LeMaster (1974-1982)	129
9. Sheldon Brown (2002-2009)	128
10. Jerry Sisemore (1974-1982)	127

## MOST REGULAR SEASON GAMES PLAYED

<u>Name</u>	<u>Pos</u>	<u>Years</u>	<u>Seasons</u>	<u>GP</u>
1. David Akers	K	1999-2010	12	188
2. Brian Dawkins	FS	1996-2008	13	183
3. Harold Carmichael	WR	1971-1983	13	180
4. Chuck Bednarik	C/LB	1949-1962	14	169
5. Tra Thomas	T	1998-2008	11	166
6. Randy Logan	S	1973-1983	11	159
7. Guy Morriss	C	1973-1983	11	158
8. Jerry Sisemore	T	1973-1984	12	156
9. Trent Cole	DE/LB	2005-2014	10	155
10. Donovan McNabb	QB	1999-2009	11	148
Ken Clarke	DT	1978-1987	10	148
Bobby Walston	K/WR	1951-1962	12	148
<b>13. Jon Dorenbos</b>	<b>LS</b>	<b>2006-2015</b>	<b>10</b>	<b>144</b>
Jon Runyan	T	2000-2008	9	144
15. Ron Jaworski	QB	1977-1986	10	142
16. William Thomas	LB	1991-1999	9	140
17. <b>Brent Celek</b>	<b>TE</b>	<b>2007-2015</b>	<b>9</b>	<b>138</b>
18. Andre Waters	SS	1984-1993	10	137
Wes Hopkins	FS	1983-1993	10	137
20. Herman Edwards	DB	1977-1985	9	135

## MOST GAMES PLAYED BY POSITION

<u>Quarterbacks</u>	<u>Pos</u>	<u>Years</u>	<u>Seasons</u>	<u>GP</u>
1. Donovan McNabb	QB	1999-2009	11	148
2. Ron Jaworski	QB	1977-1986	10	142
3. Randall Cunningham	QB	1985-1995	11	122
4. Norm Snead	QB	1964-1970	7	85
5. Sonny Jurgensen	QB	1957-1963	7	83
<u>Offensive Linemen</u>	<u>Pos</u>	<u>Years</u>	<u>Seasons</u>	<u>GP</u>
1. Chuck Bednarik	C/LB	1949-1962	14	169
2. Tra Thomas	T	1998-2008	11	166
3. Guy Morriss	C	1973-1983	11	158
4. Jerry Sisemore	T	1973-1984	12	156
5. Jon Runyan	T	2000-2008	9	144

<u>WRs/TEs</u>	<u>Pos</u>	<u>Years</u>	<u>Seasons</u>	<u>GP</u>
1. Harold Carmichael	WR	1971-1983	13	180
2. Bobby Walston	K/WR	1951-1962	12	148
<b>3. Brent Celek</b>	<b>TE</b>	<b>2007-2015</b>	<b>9</b>	<b>138</b>
4. Pete Retzlaff	E	1956-1966	11	132
5. Charles Smith	WR	1974-1981	8	118

<u>Running Backs</u>	<u>Pos</u>	<u>Years</u>	<u>Seasons</u>	<u>GP</u>
1. Tom Woodeshick	B	1963-1971	9	111
2. Brian Westbrook	RB	2002-2009	8	107
3. Keith Byars	RB	1986-1992	7	105
4. Wilbert Montgomery	RB	1977-1984	8	100
5. Duce Staley	RB	1997-2003	7	98

<u>Defensive Linemen</u>	<u>Pos</u>	<u>Years</u>	<u>Seasons</u>	<u>GP</u>
1. Trent Cole	DE/LB	2005-2014	10	155
2. Ken Clarke	DT	1978-1987	10	148
3. Vic Sears	DT	1941-1953	12	131
4. Hollis Thomas	DT	1996-2005	10	126
5. Clyde Simmons	DE	1986-1993	8	124

<u>Linebackers</u>	<u>Pos</u>	<u>Years</u>	<u>Seasons</u>	<u>GP</u>
1. Chuck Bednarik	C/LB	1949-1962	14	169
2. William Thomas	LB	1991-1999	9	140
3. John Bunting	LB	1972-1982	11	132
4. Frank LeMaster	LB	1974-1982	9	129
5. Seth Joyner	LB	1986-1993	8	120

<u>Secondary</u>	<u>Pos</u>	<u>Years</u>	<u>Seasons</u>	<u>GP</u>
1. Brian Dawkins	FS	1996-2008	13	183
2. Randy Logan	S	1973-1983	11	159
3. Andre Waters	SS	1984-1993	10	137
Wes Hopkins	FS	1983-1993	10	137
5. Herman Edwards	DB	1977-1985	9	135
6. Nate Ramsey	DB	1963-1972	10	134
7. Sheldon Brown	CB	2002-2009	8	128
8. Quintin Mikell	S	2003-2010	8	123
9. Bobby Taylor	CB	1995-2003	9	119
10. Troy Vincent	CB	1996-2003	8	118
Brenard Wilson	S	1979-1986	8	118

<u>Kickers</u>	<u>Pos</u>	<u>Years</u>	<u>Seasons</u>	<u>GP</u>
1. David Akers	K	1999-2010	12	188
2. Bobby Walston	K/WR	1951-1962	12	148
3. Sam Baker	K	1964-1969	6	82
4. Tony Franklin	K	1979-1983	5	73
5. Paul McFadden	K	1984-1987	4	60

<u>Punters</u>	<u>Pos</u>	<u>Years</u>	<u>Seasons</u>	<u>GP</u>
1. Max Runager	P	1979-83, 1989	6	72
2. Sean Landeta	P	1999-02, 2005	5	65
3. Sav Rocca	P	2007-2010	4	64
Jeff Feagles	P	1990-1993	4	64
Tom Hutton	P	1995-1998	4	64

# ALL-TIME REGULAR SEASON SCORING



## ALL-TIME LEADING SCORERS

Player	Years	Games	TDs	XPM	XPA	FGM	FGA	2pt	Pts
1. David Akers	1999-2010 (12)	188	0	441	447	294	357	0	1323
2. Bobby Walston (WR/K)	1951-1962 (12)	148	46	365	383	80	157	0	881
3. Sam Baker	1964-1969 (6)	82	0	205	213	90	153	0	475
4. Harold Carmichael (WR)	1971-1983 (13)	180	79	0	0	0	0	0	474
5. Steve Van Buren (B)	1944-1951 (8)	83	77	2	2	0	0	0	464
6. Tony Franklin	1979-1983 (5)	73	0	172	182	80	128	0	412
7. Brian Westbrook (RB)	2002-2009 (8)	107	68	0	0	0	0	1	410
8. Tommy McDonald (FL)	1957-1963 (7)	88	67	0	0	0	0	0	402
9. Paul McFadden	1984-1987 (4)	60	0	117	119	91	124	0	390
10. Roger Ruzek	1989-1993 (5)	58	0	139	151	81	108	0	382
11. Pete Pihos (E)	1947-1955 (9)	107	63	0	0	0	0	0	378
12. Timmy Brown (B)	1960-1967 (8)	96	62	0	0	0	0	0	372
13. Mike Quick (WR)	1982-1990 (9)	101	61	0	0	0	0	0	366
14. Wilbert Montgomery (RB)	1977-1984 (8)	100	58	0	0	0	0	0	348
15. Alex Henery	2011-2013 (3)	48	0	116	117	74	86	0	338
16. LeSean McCoy (RB)	2009-2014 (6)	90	54	0	0	0	0	1	326
17. Tom Dempsey	1971-1974 (4)	47	0	84	90	66	108	0	282
Pete Retzlaff (E)	1956-1966 (11)	132	47	0	0	0	0	0	282
19. Cliff Patton	1946-1950 (5)	52	0	160	166	28	61	0	244
20. DeSean Jackson (WR)	2008-2013 (6)	87	39	0	0	0	0	0	234

## MOST POINTS, SEASON

Player	Year	TDs	XPM	XPA	FGM	FGA	2pt	Pts
1. Cody Parkey	2014	0	54	54	32	36	0	150
2. David Akers	2008	0	45	45	33	40	0	144
3. David Akers	2010	0	47	47	32	38	0	143
4. David Akers	2009	0	43	45	32	37	0	139
5. David Akers	2002	0	43	43	30	34	0	133
6. David Akers	2004	0	41	42	27	32	0	122
7. David Akers	2000	0	34	36	29	33	0	121
8. LeSean McCoy (RB)	2011	20	0	0	0	0	0	120
9. Alex Henery	2011	0	46	46	24	27	0	118
10. Paul McFadden	1984	0	26	27	30	37	0	116

Led NFL

Led Conference

## LONGEST FIELD GOALS

PLAYER	GAME	LG
1. Tony Franklin	11/12/79 at Cowboys	59
2. David Akers	9/14/03 vs. Patriots	57
3. Cody Parkey	10/26/14 at Cardinals	54
Tom Dempsey	12/12/71 vs. StL Cardinals	54
5. Caleb Sturgis	11/8/15 at Cowboys	53
David Akers	9/30/07 at Giants	53
David Akers	10/24/99 at Dolphins	53
Roger Ruzek	12/9/90 at Dolphins	53
9. (9 times) last by C.Sturgis,	10/25/15 at Panthers	52

## ALL-TIME SCORING

TDs by rushing	993
TDs by reception	1,544
TDs by INT return	95
TDs by kickoff return	27
TDs by punt return	31
TDs by fumble return	74
TDs by blocked punt	10
FGs made	1,237

## MOST TOUCHDOWNS, Career

PLAYER	TDs
1. Harold Carmichael (WR)	79
2. Steve Van Buren (B)	77
3. Brian Westbrook (RB)	68
4. Tommy McDonald (FL)	67
5. Pete Pihos (E)	63
6. Timmy Brown (B)	62
7. Mike Quick (WR)	61
8. Wilbert Montgomery (RB)	58
9. LeSean McCoy (RB)	54
10. Pete Retzlaff (E)	47

## MOST FGs MADE, Career

PLAYER	FGM
1. David Akers	294
2. Paul McFadden	91
3. Sam Baker	90
4. Roger Ruzek	81
5. Tony Franklin	80
Bobby Walston (WR/K)	80
7. Alex Henery	74
8. Tom Dempsey	66
9. Gary Anderson	47
10. Chris Boniol	36

## MOST FGAs, Career

PLAYER	FGA
1. David Akers	357
2. Bobby Walston (WR/K)	157
3. Sam Baker	153
4. Tony Franklin	128
5. Paul McFadden	124
6. Roger Ruzek	108
Tom Dempsey	108
8. Alex Henery	86
9. Cliff Patton	61
10. Gary Anderson	59

## MOST PATs MADE, Career

PLAYER	XPM
1. David Akers	441
2. Bobby Walston (WR/K)	365
3. Sam Baker	205
4. Tony Franklin	172
5. Cliff Patton	160
6. Roger Ruzek	139
7. Paul McFadden	117
8. Alex Henery	116
9. Roy Zimmerman	89
10. Tom Dempsey	84

## MOST PATs ATT., Career

PLAYER	XPA
1. David Akers	447
2. Bobby Walston (WR/K)	383
3. Sam Baker	213
4. Tony Franklin	182
5. Cliff Patton	166
6. Roger Ruzek	151
7. Paul McFadden	119
8. Alex Henery	117
9. Roy Zimmerman	98
10. Tom Dempsey	90

# ALL-TIME REGULAR SEASON SCORING



## TOP SINGLE-GAME SCORING PERFORMANCES

### MOST POINTS, Game

<u>PLAYER</u>	<u>GAME</u>	<u>PTS</u>
1. Bobby Walston (WR/K)	10/17/1954 at Redskins	25
2. Brian Westbrook (RB)	11/27/2008 vs. Cardinals	24
Irving Fryar (WR)	10/20/1996 vs. Dolphins	24
Wilbert Montgomery (RB)	10/7/1979 vs. Redskins	24
Wilbert Montgomery (RB)	9/10/1978 at Redskins	24
Ben Hawkins (FL)	9/28/1969 vs. Steelers	24
Tommy McDonald (FL)	10/4/1959 vs. Giants	24
Clarence Peaks (B)	11/16/1958 vs. Chi. Cardinals	24

### MOST TOUCHDOWNS, Game

<u>PLAYER</u>	<u>GAME</u>	<u>TDS</u>
1. Brian Westbrook (RB)	11/27/2008 vs. Cardinals	4
Irving Fryar (WR)	10/20/1996 vs. Dolphins	4
Wilbert Montgomery (RB)	10/7/1979 vs. Redskins	4
Wilbert Montgomery (RB)	9/10/1978 at Redskins	4
Ben Hawkins (FL)	9/28/1969 vs. Steelers	4
Tommy McDonald (FL)	10/4/1959 vs. Giants	4
Clarence Peaks (B)	11/16/1958 vs. Chi. Cardinals	4

### MOST FIELD GOALS MADE, Game

<u>PLAYER</u>	<u>GAME</u>	<u>FGM</u>
1. Tom Dempsey	11/12/1972 at Houston Oilers	6
2. <b>Cody Parkey</b>	<b>11/23/2014 vs. Titans</b>	<b>5</b>
Alex Henery	10/6/2013 at Giants	5
David Akers	11/18/2001 at Cowboys	5
Gary Anderson	12/22/1996 vs. Ari. Cardinals	5
Gary Anderson	10/1/1995 at Saints	5

### MOST FIELD GOALS ATTEMPTED, Game

<u>PLAYER</u>	<u>GAME</u>	<u>FGA</u>
1. Tom Dempsey	11/12/1972 at Houston Oilers	7
Sam Baker	12/5/1965 vs. Cowboys	7
3. <b>Cody Parkey</b>	<b>11/23/2014 vs. Titans</b>	<b>6</b>
David Akers	10/3/2004 at Bears	6
Tom Dempsey	10/7/1973 at Bills	6

## MOST CONSECUTIVE FIELD GOALS MADE

<u>PLAYER (YEARS)</u>	<u>FGs</u>
1. Alex Henery (2012) . . . . .	22
2. <b>Cody Parkey (2014)</b> . . . . .	<b>17</b>
Alex Henery (2011-12) (16 in 2011, 1 in 2012) . . . . .	17
David Akers (2009) . . . . .	17
David Akers (2001) . . . . .	17
6. David Akers (2008) . . . . .	15
David Akers (2004) . . . . .	15
8. David Akers (2003) . . . . .	13
David Akers (1999-2000) (1 in 1999, 12 in 2000) . . . . .	13
10. David Akers (twice in 2010) . . . . .	12
David Akers (2002) . . . . .	12
Gary Anderson (1996) . . . . .	12
Sam Baker (1966-67) . . . . .	12

## MOST TOUCHDOWNS, Season

<u>PLAYER (YEAR)</u>	<u>TDS</u>
1. LeSean McCoy (2011) . . . . .	20
2. Steve Van Buren (1945) . . . . .	18
3. Brian Westbrook (2008) . . . . .	14
Terrell Owens (2004) . . . . .	14
Wilbert Montgomery (1979) . . . . .	14
Steve Van Buren (1947) . . . . .	14

## MOST FGs MADE, Season

<u>PLAYER (YEAR)</u>	<u>FGM</u>
1. David Akers (2008) . . . . .	33
2. <b>Cody Parkey (2014)</b> . . . . .	<b>32</b>
David Akers (2010) . . . . .	32
David Akers (2009) . . . . .	32
5. David Akers (2002) . . . . .	30
Paul McFadden (1984) . . . . .	30

## MOST FGA, Season

<u>PLAYER (YEAR)</u>	<u>FGA</u>
1. David Akers (2008) . . . . .	40
Tom Dempsey (1973) . . . . .	40
3. David Akers (2010) . . . . .	38
4. David Akers (2009) . . . . .	37
Paul McFadden (1984) . . . . .	37

## MOST PATs ATTEMPTED, Season

<u>PLAYER (YEAR)</u>	<u>XPA</u>
1. <b>Cody Parkey (2014)</b> . . . . .	<b>54</b>
2. Cliff Patton (1948) . . . . .	50
3. (4 times) last by David Akers (2006) . . . . .	48

## MOST PATs MADE, Season

<u>PLAYER (YEAR)</u>	<u>XPM</u>
1. <b>Cody Parkey (2014)</b> . . . . .	<b>54</b>
2. Cliff Patton (1948) . . . . .	50
3. David Akers (2006) . . . . .	48
Tony Franklin (1980) . . . . .	48
5. David Akers (2010) . . . . .	47

## MOST CONSECUTIVE GAMES WITH A TD

<u>PLAYER (YEAR)</u>	<u>GAMES</u>
1. LeSean McCoy (2011) . . . . .	9
2. Steve Van Buren (1947) . . . . .	8
3. (5 times) last by Ricky Watters (1995) . . . . .	6

## MOST CONSECUTIVE PATs MADE

<u>PLAYER (YEARS)</u>	<u>XPM</u>
1. David Akers (2004-2009) . . . . .	173
2. David Akers (2001-04) . . . . .	153
3. Cliff Patton (1947-49) . . . . .	84



# ALL-TIME REGULAR SEASON PASSING



## ALL-TIME LEADING PASSERS

Player	Years	Gm	Att	Cmp	Pct	Yds	TD	INT	Lg	QB Rat	INT Pct
1. Donovan McNabb	1999-2009 (11)	148	4,746	2,801	59.0	32,873	216	100	91t	86.5	2.1
2. Ron Jaworski	1977-86 (10)	142	3,918	2,088	53.3	26,963	175	151	99t	74.0	3.9
3. Randall Cunningham	1985-95 (11)	122	3,362	1,874	55.7	22,877	150	105	95t	78.7	3.1
4. Norm Snead	1964-70 (7)	85	2,236	1,154	51.6	15,672	111	124	87t	67.7	5.5
5. Tommy Thompson	1941-50 (8)	88	1,396	723	51.8	10,240	90	100	75t	67.4	7.2
6. Michael Vick	2009-13 (5)	54	1,300	773	59.5	9,984	57	33	91t	87.7	2.5
7. Sonny Jurgensen	1957-63 (7)	83	1,107	602	54.4	9,639	76	73	84	79.1	6.6
8. Bobby Thomason	1952-57 (6)	68	1,113	556	50.0	8,124	57	80	67t	61.2	7.2
9. Norm Van Brocklin	1958-60 (3)	36	998	542	54.3	7,497	55	51	91t	75.7	5.1
10. Roman Gabriel	1973-77 (5)	53	1,185	661	55.8	7,221	47	37	80t	74.2	3.1
11. Nick Foles	2012-14 (3)	28	893	550	61.6	6,753	46	17	68t	94.2	1.9
12. Adrian Burk	1951-56 (6)	70	960	457	47.6	6,203	55	77	84t	54.4	8.0
13. Rodney Peete	1995-98 (4)	30	756	434	57.4	4,945	17	27	62	69.8	3.6
14. Ty Detmer	1996-97 (2)	21	645	372	57.7	4,478	22	19	57	78.2	2.9
15. King Hill	1961-68 (8)	71	635	325	51.2	4,308	29	51	92t	54.8	8.0
16. Roy Zimmerman	1943-46 (4)	41	435	190	43.7	3,219	30	43	75t	52.7	9.9
<b>17. Mark Sanchez</b>	<b>2014-15 (2)</b>	<b>12</b>	<b>400</b>	<b>257</b>	<b>64.3</b>	<b>3,034</b>	<b>18</b>	<b>15</b>	<b>72</b>	<b>86.6</b>	<b>3.8</b>
18. Pete Liske	1971-72 (2)	28	407	214	52.6	2,930	14	22	69t	64.8	5.4
19. Mike Boryla	1974-76 (3)	22	514	270	52.5	2,823	20	29	48t	58.2	5.6
20. Davey O'Brien	1939-40 (2)	22	478	223	46.7	2,614	11	34	NA	41.8	7.1

### MOST TD PASSES, Career

PLAYER	TDs
1. Donovan McNabb	216
2. Ron Jaworski	175
3. Randall Cunningham	150
4. Norm Snead	111
5. Tommy Thompson	90
6. Sonny Jurgensen	76
7. Michael Vick	57
8. Bobby Thomason	57
9. Norm Van Brocklin	55
Adrian Burk	55

### MOST ATTEMPTS, Career

PLAYER	ATTs
1. Donovan McNabb	4,746
2. Ron Jaworski	3,918
3. Randall Cunningham	3,362
4. Norm Snead	2,236
5. Tommy Thompson	1,396
6. Michael Vick	1,300
7. Roman Gabriel	1,185
8. Bobby Thomason	1,113
9. Sonny Jurgensen	1,107
10. Norm Van Brocklin	998

### MOST COMPLETIONS, Career

PLAYER	COMPs
1. Donovan McNabb	2,801
2. Ron Jaworski	2,088
3. Randall Cunningham	1,874
4. Norm Snead	1,154
5. Michael Vick	773
6. Tommy Thompson	723
7. Roman Gabriel	661
8. Sonny Jurgensen	602
9. Bobby Thomason	556
10. Nick Foles	550

### BEST COMP. PCT., Career

PLAYER	COMP%
1. Nick Foles	61.6
2. Michael Vick	59.5
3. Donovan McNabb	59.0
4. Ty Detmer	57.7
5. Rodney Peete	57.4
6. Roman Gabriel	55.8
7. Randall Cunningham	55.7
8. Sonny Jurgensen	54.4
9. Norm Van Brocklin	54.3
10. Ron Jaworski	53.3

(min. 500 attempts)

### BEST QB RATING, Career

PLAYER	QB RATING
1. Nick Foles	94.2
2. Michael Vick	87.7
3. Donovan McNabb	86.5
4. Sonny Jurgensen	79.1
5. Randall Cunningham	78.7
6. Ty Detmer	78.2
7. Norm Van Brocklin	75.7
8. Roman Gabriel	74.2
9. Ron Jaworski	74.0
10. Rodney Peete	69.8

(min. 500 attempts)

### MOST INTs, Career

PLAYER	INTs
1. Ron Jaworski	151
2. Norm Snead	124
3. Randall Cunningham	105
4. Donovan McNabb	100
Tommy Thompson	100
6. Bobby Thomason	80
7. Adrian Burk	77
8. Sonny Jurgensen	73
9. King Hill	51
Norm Van Brocklin	51

# ALL-TIME REGULAR SEASON PASSING



## MOST PASSING YARDS, SEASON

Player	Year	Att	Cmp	Pct	Yds	TD	INT	Lg	QB Rat	INT Pct
1. Donovan McNabb	2008	571	345	60.4	3,916	23	11	90t	86.4	1.9
2. Donovan McNabb	2004	469	300	64.0	3,875	31	8	80	104.7	1.7
3. Randall Cunningham	1988	560	301	53.8	3,808	24	16	80t	77.6	2.9
4. Sonny Jurgensen	1961	416	235	56.5	3,723	32	24	69	88.1	5.8
5. Donovan McNabb	2009	443	267	60.3	3,553	22	10	60t	92.9	2.3
6. Ron Jaworski	1980	451	257	57.0	3,529	27	12	56t	91.0	2.7
7. Randall Cunningham	1990	465	271	58.3	3,466	30	13	95t	91.6	2.8
8. Ron Jaworski	1985	484	255	52.7	3,450	17	20	99t	70.2	4.1
9. Randall Cunningham	1989	532	290	54.5	3,400	21	15	66t	75.5	2.8
10. Norm Snead	1967	434	240	55.3	3,399	29	24	87t	80.0	5.5

Led NFL

Led Conference

## MOST ATTEMPTS, Season

PLAYER (YEAR)	ATT
1. Donovan McNabb (2008).....	571
2. Donovan McNabb (2000).....	569
3. Randall Cunningham (1988).....	560
4. Randall Cunningham (1989).....	532
5. Donovan McNabb (2001).....	493

## MOST COMPLETIONS, Season

PLAYER (YEAR)	COMP
1. Donovan McNabb (2008).....	345
2. Donovan McNabb (2000).....	330
3. Randall Cunningham (1988).....	301
4. Donovan McNabb (2004).....	300
5. Donovan McNabb (2007).....	291

## MOST TD PASSES, Season

PLAYER (YEAR)	TDs
1. Sonny Jurgensen (1961).....	32
2. Donovan McNabb (2004).....	31
3. Randall Cunningham (1990).....	30
4. Norm Snead (1967).....	29
5. Nick Foles (2013).....	27
Ron Jaworski (1980).....	27

## BEST COMPLETION PERCENTAGE, Season

PLAYER (YEAR)	COMP%
1. Mark Sanchez (2014).....	64.1
2. Nick Foles (2013).....	64.0
3. Donovan McNabb (2004).....	64.0
4. Michael Vick (2010).....	62.6
5. Donovan McNabb (2007).....	61.5

(min. 250 attempts)

## BEST QB RATING, Season

PLAYER (YEAR)	QB RATING
1. Nick Foles (2013).....	119.2
2. Donovan McNabb (2004).....	104.7
3. Michael Vick (2010).....	100.2
4. Donovan McNabb (2006).....	95.5
5. Donovan McNabb (2009).....	92.9

(min. 250 attempts)

## FEWEST INTERCEPTIONS, Season

PLAYER (YEAR)	INTs
1. Nick Foles (2013, 317).....	2
2. Nick Foles (2012, 265).....	5
Bubby Brister (1993, 309).....	5
4. Michael Vick (2010, 372).....	6
Donovan McNabb (2002, 361).....	6
Donovan McNabb (2006, 316).....	6

(min. 250 attempts)

## LOWEST INT PERCENTAGE, Season

PLAYER (YEAR)	PCT
1. Nick Foles (2013, 2-317).....	0.6
2. Donovan McNabb (2007, 7-473).....	1.5
3. Michael Vick (2010, 6-372).....	1.6
4. Bubby Brister (1993, 5-309).....	1.6
5. Donovan McNabb (2002, 6-361).....	1.7

(min. 250 attempts)

## MOST INTERCEPTIONS, Season

PLAYER (YEAR)	INTs
1. Sonny Jurgensen (1962).....	26
2. Norm Snead (1967).....	24
Sonny Jurgensen (1961).....	24
4. Norm Snead (1969).....	23
Adrian Burk (1951).....	23

# ALL-TIME REGULAR SEASON PASSING



## TOP SINGLE-GAME PASSING PERFORMANCES

### MOST YARDS, Game

PLAYER	GAME	YARDS
1. Donovan McNabb	12/5/2004 vs. Packers	464
2. Donovan McNabb	11/15/2009 at Chargers	450
3. Randall Cunningham	9/17/1989 vs. at Redskins	447
4. Bobby Thomason	11/8/1953 vs. Giants	437
5. Sonny Jurgensen	10/29/1961 at Redskins	436
6. Nick Foles	12/15/2013 at Vikings	428
Michael Vick	9/15/2013 vs. Chargers	428
8. Sonny Jurgensen	12/16/1962 at StL Cardinals	419
9. Michael Vick	10/2/2011 vs. 49ers	416
10. Nick Foles	10/26/2014 at Cardinals	411

### MOST TD PASSES, Game

PLAYER	GAME	TDs
1. Nick Foles	11/3/2013 at Raiders	*7
Adrian Burk	10/17/1954 at Redskins	*7
3. Donovan McNabb	9/18/2005 vs. 49ers	5
Donovan McNabb	12/5/2004 vs. Packers	5
Randall Cunningham	9/17/1989 vs. at Redskins	5
Norm Snead	9/28/1969 vs. Steelers	5
Sonny Jurgensen	12/16/1962 at StL Cardinals	5
Sonny Jurgensen	11/26/1961 vs. Cowboys	5
Adrian Burk	11/28/1954 vs. Redskins	5

\* NFL Record

### MOST ATTEMPTS, Game

PLAYER	GAME	ATT
1. Nick Foles	10/26/2014 at Cardinals	62
Randall Cunningham	10/2/1989 at Bears	62
3. Davey O'Brien	12/1/1940 at Redskins	60
4. Donovan McNabb	11/16/2008 at Bengals	58
5. Sonny Jurgensen	9/23/1962 vs. Giants	57

### MOST COMPLETIONS, Game

PLAYER	GAME	COMP
1. Mark Sanchez	12/20/2014 at Redskins	37
2. Sam Bradford	9/14/2015 at Falcons	36
Nick Foles	10/26/2014 at Cardinals	36
4. Donovan McNabb	11/15/2009 at Chargers	35
Donovan McNabb	10/23/2005 vs. Chargers	35

### BEST COMPLETION PERCENTAGE, Game

PLAYER	GAME	COMP-ATT	PCT
1. Nick Foles	12/22/2013 vs. Bears	21-25	84.0
2. Rodney Peete	9/15/1996 vs. Lions	25-30	83.3
3. Jeff Garcia	11/26/2006 at Colts	19-23	82.6
4. Donovan McNabb	9/23/2007 vs. Lions	21-26	80.8
5. Donovan McNabb	11/16/2003 vs. Giants	24-30	80.0
Donovan McNabb	11/17/2002 vs. Cardinals	20-25	80.0

### MOST INTERCEPTIONS, Game

PLAYER	GAME	INTs
1. Pete Liske	9/26/1971 vs. Cowboys	6
Bobby Thomason	10/21/1956 vs. Chi. Cardinals	6

## LONGEST PASSING PLAYS

PLAYER (GAME)	YARDS
1. Ron Jaworski to Mike Quick (11/10/1985 vs. Falcons) . . . . .	99t*
2. Randall Cunningham to Fred Barnett (12/2/1990 at Bills) . . . . .	95t
3. Randall Cunningham to Herschel Walker (9/4/1994 at Giants). . .	93
4. King Hill to Ben Hawkins (9/22/1968 vs. Giants). . . . .	92t
5. Michael Vick to DeSean Jackson (12/12/2010 at Cowboys) . . . . .	91t
Donovan McNabb to Terrell Owens (10/30/2005 at Broncos) . . .	91t
Norm Van Brocklin to T. McDonald (10/5/1958 vs. Giants) . . . . .	91t
8. Donovan McNabb to Hank Baskett (9/7/2008 vs. Rams) . . . . .	90t
Ron Jaworski to Mike Quick (10/28/1984 vs. StL Cardinals) . . . .	90t
10. A.J. Feeley to Hank Baskett (12/31/2006 vs. Falcons) . . . . .	89t

\* NFL Record

## MOST CONSECUTIVE COMPLETIONS

PLAYER	GAME(S)	COMP
1. Donovan McNabb	last 10, 11/28/2004 at NYG & first 14, 12/5/2004 vs. Packers	24
2. Donovan McNabb	9/23/2007 vs. Lions	18
3. Donovan McNabb	9/21/2008 vs. Steelers	**15
4. Donovan McNabb	10/23/2005 vs. Chargers	14
5. Donovan McNabb	11/2/2008 at Seahawks	13
	last 12, 11/16/2003 vs. Giants & first 1, 11/23/2003 vs. Saints	13
Bobby Hoying	11/16/1997 at Ravens	13

\*Most consecutive pass completions to start a game

# ALL-TIME REGULAR SEASON RUSHING



## ALL-TIME LEADING RUSHERS

PLAYER	YEARS	GM	ATT	YARDS	AVG	LG	TDs
1. LeSean McCoy	2009-2014 (6)	90	1,461	6,792	4.6	66t	44
2. Wilbert Montgomery	1977-1984 (8)	100	1,465	6,538	4.5	90t	45
3. Brian Westbrook	2002-2009 (8)	107	1,308	5,995	4.6	71t	37
4. Steve Van Buren	1944-1951 (8)	83	1,320	5,860	4.4	70t	69
5. Duce Staley	1997-2003 (7)	98	1,200	4,807	4.0	64t	22
6. Randall Cunningham (QB)	1985-1995 (11)	122	677	4,482	6.6	52t	32
7. Ricky Watters	1995-1997 (3)	48	975	3,794	3.9	57	31
8. Timmy Brown	1960-1967 (8)	96	850	3,703	4.4	61t	29
9. Tom Woodeshick	1963-1971 (9)	111	831	3,563	4.3	57t	21
10. Donovan McNabb (QB)	1999-2009 (11)	148	573	3,249	5.7	54	28
11. Tom Sullivan	1972-1977 (6)	80	871	3,135	3.6	37	17
12. Clarence Peaks	1957-1963 (7)	83	786	2,927	3.7	57	19
13. Keith Byars	1986-1992 (7)	105	750	2,672	3.6	52	17
14. Billy Barnes	1957-1961 (5)	60	689	2,391	3.5	70t	20
15. Herschel Walker	1992-1994 (3)	48	554	2,344	4.2	91t	14
16. Anthony Toney (FB)	1986-1990 (5)	67	639	2,294	3.6	44	14
17. Charlie Garner	1994-1998 (5)	66	495	2,261	4.6	55t	17
18. Correll Buckhalter	2001-2008 (8)	74	476	2,155	4.5	64t	18
19. Heath Sherman	1989-1993 (5)	76	537	2,130	4.0	37	10
20. Michael Vick	2009-2013 (5)	54	298	1,998	6.7	61	15

## MOST RUSHING YARDS, SEASON

PLAYER	YEAR	ATT	YARDS	AVG	LG	TDs
1. LeSean McCoy	2013	314	1,607	5.1	57t	9
2. Wilbert Montgomery	1979	338	1,512	4.5	62t	9
3. Ricky Watters	1996	353	1,411	4.0	56t	13
4. Wilbert Montgomery	1981	286	1,402	4.9	41	8
5. Brian Westbrook	2007	278	1,333	4.8	36	7
6. LeSean McCoy	2014	312	1,319	4.2	53	5
7. LeSean McCoy	2011	273	1,309	4.8	60	17
8. Duce Staley	1999	325	1,273	3.9	29	4
Ricky Watters	1995	337	1,273	3.8	57	11
10. Wilbert Montgomery	1978	259	1,220	4.7	47	9
11. Brian Westbrook	2006	240	1,217	5.1	71t	7
12. Steve Van Buren	1949	263	1,146	4.4	41	11
13. Ricky Watters	1997	285	1,110	3.9	28	7
14. LeSean McCoy	2010	207	1,080	5.2	62	7
15. Herschel Walker	1992	267	1,070	4.0	38	8
16. Duce Staley	1998	258	1,065	4.1	64t	5
17. Duce Staley	2002	269	1,029	3.8	57	5
18. Earnest Jackson	1985	282	1,028	3.6	59	5
19. Steve Van Buren	1947	217	1,008	4.6	45	13

Led NFL

Led Conference

## MOST ATTEMPTS, Career

PLAYER	ATT
1. Wilbert Montgomery	1,465
2. LeSean McCoy	1,461
3. Steve Van Buren	1,320
4. Brian Westbrook	1,308
5. Duce Staley	1,200
6. Ricky Watters	975
7. Tom Sullivan	871
8. Timmy Brown	850
9. Tom Woodeshick	831
10. Clarence Peaks	786

## MOST TOUCHDOWNS, Career

PLAYER	TDs
1. Steve Van Buren	69
2. Wilbert Montgomery	45
3. LeSean McCoy	44
4. Brian Westbrook	37
5. Randall Cunningham (QB)	32
6. Ricky Watters	31
7. Timmy Brown	29
8. Donovan McNabb (QB)	28
9. Duce Staley	22
10. Tom Woodeshick	21

## BEST RUSHING AVG, Career

PLAYER	AVG
1. Randall Cunningham (QB)	6.62
2. Donovan McNabb (QB)	5.67
3. LeSean McCoy	4.65
4. Brian Westbrook	4.58
5. Charlie Garner	4.57
6. Correll Buckhalter	4.53
7. Wilbert Montgomery	4.46
8. Steve Van Buren	4.44
9. Timmy Brown	4.36
10. Tom Woodeshick	4.29

(min. 400 attempts)

## LONGEST RUSHING PLAYS

PLAYER (GAME)	YARDS
1. Herschel Walker (11/27/94 at Falcons)	91t
2. Wilbert Montgomery (12/19/82 vs. Oilers)	90t
3. Brian Mitchell (10/1/00 vs. Falcons)	85t
4. Swede Hanson (9/16/34 at Packers)	81t
5. Leroy Harris (11/25/79 at Packers)	80
6. Bosh Pritchard (10/23/49 vs. Redskins)	77t
7. Herman Hunter (11/24/85 at Cowboys)	74t
8. Wilbert Montgomery (9/14/80 at Vikings)	72t
9. Brian Westbrook (9/24/06 at 49ers)	71t
John Brewer (10/4/52 vs. Giants)	71t



# ALL-TIME REGULAR SEASON RUSHING



## TOP SINGLE-GAME RUSHING PERFORMANCES

### MOST YARDS, Game

<u>PLAYER</u>	<u>GAME</u>	<u>YARDS</u>
1. LeSean McCoy	12/8/2013 vs. Lions	217
2. Steve Van Buren	11/27/1949 vs. Steelers	205
3. Duce Staley	9/3/2000 at Cowboys	201
4. Wilbert Montgomery	11/4/1979 vs. Browns	197
5. Steve Van Buren	12/18/1949 at Rams	196
6. Wilbert Montgomery	1/11/1981 vs. Cowboys	194
7. Swede Hanson	11/6/1934 vs. Cin. Reds	190
8. Timmy Brown	11/7/1965 at Browns	186
9. LeSean McCoy	10/30/2011 vs. Cowboys	185
10. LeSean McCoy	9/9/2013 at Redskins	184

### MOST ATTEMPTS, Game

<u>PLAYER</u>	<u>GAME</u>	<u>ATT</u>
1. Heath Sherman	10/6/1991 at Buccaneers	35
Heath Sherman	11/12/1990 vs. Redskins	35
Steve Van Buren	11/20/1949 vs. NY Bulldogs	35
4. Earnest Jackson	11/17/1985 at StL Cardinals	34
5. Brian Westbrook	12/7/2008 at Giants	33
Ricky Watters	12/10/1995 vs. Cowboys	33
Steve Van Buren	10/3/1949 at Lions	33

### MOST TOUCHDOWNS, Game

<u>PLAYER</u>	<u>GAME</u>	<u>TDs</u>
1. LeSean McCoy	12/18/2011 vs. Jets	3
LeSean McCoy	9/19/2010 at Lions	3
Charlie Garner	10/8/1995 vs. Redskins	3
Wilbert Montgomery	12/19/1982 vs. Houston Oilers	3
Wilbert Montgomery	10/7/1979 vs. Redskins	3
Wilbert Montgomery	9/10/1978 at Redskins	3
Tom Sullivan	10/13/1974 vs. Giants	3
Clarence Peaks	11/16/1958 vs. Chi. Cardinals	3
Steve Van Buren	10/17/1948 at Redskins	3
Steve Van Buren	12/14/1947 vs. Packers	3
Steve Van Buren	12/9/1945 vs. Boston Yanks	3

## MOST ATTEMPTS, Season

<u>PLAYER (YEAR)</u>	<u>ATT</u>
1. Ricky Watters (1996) . . . . .	353
2. Wilbert Montgomery (1979) . . . . .	338
3. Ricky Watters (1995) . . . . .	337
4. Duce Staley (1999) . . . . .	325
5. LeSean McCoy (2013) . . . . .	314

## MOST TOUCHDOWNS, Season

<u>PLAYER (YEAR)</u>	<u>TDs</u>
1. LeSean McCoy (2011) . . . . .	17
2. Steve Van Buren (1945) . . . . .	15
3. Ricky Watters (1996) . . . . .	13
Steve Van Buren (1947) . . . . .	13
5. (three times) last by Ricky Watters (1995) . . . . .	11

## CONSECUTIVE GAMES WITH RUSHING TD

<u>PLAYER (YEAR)</u>	<u>TDs</u>
1. Steve Van Buren (1947) . . . . .	8
2. Ricky Watters (1995) . . . . .	6
3. Steve Van Buren (1948) . . . . .	5
LeSean McCoy (2011) . . . . .	5
5. (many times) last by Michael Vick (2010) . . . . .	4

## MOST 100-YARD GAMES, Season

<u>PLAYER (YEAR)</u>	<u>GAMES</u>
1. Wilbert Montgomery (1981) . . . . .	8
2. LeSean McCoy (2013) . . . . .	7
Wilbert Montgomery (1979) . . . . .	7
4. LeSean McCoy (2011) . . . . .	6
Brian Westbrook (2007) . . . . .	6
Brian Westbrook (2006) . . . . .	6
Ricky Watters (1996) . . . . .	6
Wilbert Montgomery (1978) . . . . .	6
(regular season only)	

## CONSECUTIVE 100-YARD RUSHING GAMES

<u>PLAYER (YEAR)</u>	<u>GAMES</u>
1. Steve Van Buren (1948) . . . . .	4
2. Brian Westbrook (2006) . . . . .	3
Wilbert Montgomery (1981) . . . . .	3
Wilbert Montgomery (1979) . . . . .	3
Wilbert Montgomery (1978) . . . . .	3

# ALL-TIME REGULAR SEASON RECEIVING



## ALL-TIME LEADING RECEIVERS

PLAYER	YEARS	GM	REC	YARDS	AVG	LG	TDs
1. Harold Carmichael	1971-1983 (13)	180	589	8,978	15.2	85t	79
2. Pete Retzlaff (TE)	1956-1966 (11)	132	452	7,412	16.4	84	47
3. Brian Westbrook (RB)	2002-2009 (8)	107	426	3,790	8.9	62	29
4. Pete Pihos (E)	1947-1955 (9)	107	373	5,619	15.1	66t	61
5. Keith Byars (RB)	1986-1992 (7)	105	371	3,532	9.5	60	13
<b>6. Brent Celek (TE)</b>	<b>2007-2015 (9)</b>	<b>138</b>	<b>364</b>	<b>4,609</b>	<b>12.7</b>	<b>73</b>	<b>30</b>
7. Mike Quick	1982-1990 (9)	101	363	6,464	17.8	99t	61
8. DeSean Jackson	2008-2013 (6)	87	356	6,117	17.2	91t	32
9. Jeremy Maclin	2009-2014 (6)	75	343	4,771	13.9	83t	36
10. Bobby Walston (WR/K)	1951-1962 (12)	148	311	5,363	17.2	75t	46
11. Fred Barnett	1990-1995 (6)	81	308	4,634	15.0	95t	28
12. LeSean McCoy (RB)	2009-2014 (6)	90	300	2,282	7.6	70	10
13. Jason Avant	2006-2013 (8)	116	297	3,646	12.3	58	12
14. Calvin Williams	1990-1996 (7)	93	295	3,840	13.0	80t	34
15. Tommy McDonald (FL)	1957-1963 (7)	88	287	5,499	19.2	91t	66
16. Duce Staley (RB)	1997-2003 (7)	98	275	2,498	9.1	52t	10
17. Wilbert Montgomery (RB)	1977-1984 (8)	100	266	2,447	9.2	53t	12
18. Ben Hawkins (FL)	1966-1973 (8)	102	261	4,764	18.3	92t	32
19. John Spagnola (TE)	1979-1987 (8)	111	256	2,833	11.1	57	14
20. Keith Jackson (TE)	1988-1991 (4)	60	242	2,756	11.4	73t	20

## MOST RECEIVING YARDS, Career

PLAYER	YARDS
1. Harold Carmichael	8,978
2. Pete Retzlaff (E)	7,412
3. Mike Quick	6,464
4. DeSean Jackson	6,117
5. Pete Pihos (E)	5,619
6. Tommy McDonald (FL)	5,499
7. Bobby Walston (WR/K)	5,363
8. Jeremy Maclin	4,771
9. Ben Hawkins (FL)	4,764
10. Fred Barnett	4,634
<b>11. Brent Celek</b>	<b>4,609</b>
12. Calvin Williams	3,840
13. Brian Westbrook	3,790
14. Jason Avant	3,646
15. Keith Byars	3,532
16. Harold Jackson	3,493
17. Charlie Smith	3,349
18. Timmy Brown	3,346
19. Irving Fryar	3,067
20. Jack Ferrante	2,884

## MOST TOUCHDOWNS, Career

PLAYER	TDs
1. Harold Carmichael	79
2. Tommy McDonald (FL)	66
3. Mike Quick	61
Pete Pihos (E)	61
5. Pete Retzlaff (E)	47
6. Bobby Walston (WR/K)	46
7. Jeremy Maclin	36
8. Calvin Williams	34
9. DeSean Jackson	32
Ben Hawkins (FL)	32

## MOST RECEIVING YARDS, Season

PLAYER (YEAR)	YARDS
1. Mike Quick (1983)	1,409
2. DeSean Jackson (2013)	1,332
3. Jeremy Maclin (2014)	1,318
4. Irving Fryar (1997)	1,316
5. Ben Hawkins (1967)	1,265
6. Mike Quick (1985)	1,247
7. Terrell Owens (2004)	1,200
8. Irving Fryar (1996)	1,195
9. Pete Retzlaff (1965)	1,190
10. DeSean Jackson (2009)	1,156
11. Tommy McDonald (1962)	1,146
12. Tommy McDonald (1961)	1,144
13. Fred Barnett (1994)	1,127
14. Harold Carmichael (1973)	1,116
Harold Jackson (1969)	1,116
16. Kevin Curtis (2007)	1,110
17. Fred Barnett (1992)	1,083
18. Harold Carmichael (1978)	1,072
19. DeSean Jackson (2010)	1,056
20. Mike Quick (1984)	1,052
21. Pete Pihos (1953)	1,049
22. Harold Jackson (1972)	1,048
23. Harold Carmichael (1981)	1,028

## MOST RECEPTIONS, SEASON

PLAYER	YEAR	REC	YDS	AVG	LG	TDs
1. Brian Westbrook (RB)	2007	90	771	8.6	57t	5
2. Irving Fryar	1996	88	1,195	13.6	42	<b>11</b>
3. Irving Fryar	1997	86	1,316	15.3	72t	6
4. Jeremy Maclin	2014	85	1,318	15.5	72	10
5. DeSean Jackson	2013	82	1,332	16.2	61t	9
6. Keith Byars (RB)	1990	81	819	10.1	54	3
Keith Jackson (TE)	1988	81	869	10.7	41	6
8. LeSean McCoy (RB)	2010	78	592	7.6	40	2
Fred Barnett	1994	78	1,127	14.4	54	5
10. Kevin Curtis	2007	77	1,110	14.4	75t	6
Brian Westbrook (RB)	2006	77	699	9.1	52t	4
Terrell Owens	2004	77	1,200	15.6	59t	14

Led NFL

Led Conference

# ALL-TIME REGULAR SEASON RECEIVING



## TOP SINGLE-GAME RECEIVING PERFORMANCES

### MOST YARDS, Game

<u>PLAYER</u>	<u>GAME</u>	<u>YARDS</u>
1. Tommy McDonald (FL)	12/10/1961 vs. Giants	237
2. Kevin Curtis (WR)	9/23/2007 vs. Lions	221
3. DeSean Jackson (WR)	12/12/2010 at Cowboys	210
4. Pete Retzlaff (E)	11/14/1965 vs. Redskins	204
5. Bud Grant (E)	12/7/1952 vs. Dallas Texans	203
6. Timmy Brown (B)	12/16/1962 at StL Cardinals	199
7. Ben Hawkins (FL)	10/22/1967 at StL Cardinals	197
8. DeSean Jackson (WR)	12/15/2013 at Vikings	195
9. Harold Jackson (WR)	10/11/1970 at Giants	194
10. DeSean Jackson (WR)	9/15/2013 vs. Chargers	193
Fred Barnett (WR)	9/13/1992 at Pho. Cardinals	193

### MOST RECEPTIONS, Game

<u>PLAYER</u>	<u>GAME</u>	<u>REC</u>
1. Zach Ertz (TE)	12/20/2014 at Redskins	15
2. Brian Westbrook (RB)	11/4/2007 vs. Cowboys	14
Don Looney (E)	12/1/1940 at Redskins	14
4. Jeremy Maclin (WR)	9/18/2011 at Falcons	13
5. Jeremy Maclin (WR)	10/26/2014 at Cardinals	12
LeSean McCoy (RB)	10/3/2010 vs. Redskins	12
Brian Westbrook (RB)	11/19/2006 vs. Titans	12
Keith Byars (RB)	9/30/1990 vs. Colts	12
Keith Jackson (TE)	11/19/1989 vs. Vikings	12
Keith Jackson (TE)	9/17/1989 at Redskins	12
John Spagnola (TE)	10/6/1985 at Saints	12
Harold Carmichael (WR)	10/14/1973 at StL. Cardinals	12

### MOST TOUCHDOWNS, Game

<u>PLAYER</u>	<u>GAME</u>	<u>TDS</u>
1. Irving Fryar	10/20/1996 vs. Dolphins	4
Ben Hawkins (FL)	9/28/1969 vs. Steelers	4
3. (23 times) last by Riley Cooper on 11/3/2013 at Raiders		3

## MOST TOUCHDOWNS, Season

<u>PLAYER (YEAR)</u>	<u>TDs</u>
1. Terrell Owens (2004) . . . . .	14
2. Mike Quick (1983) . . . . .	13
3. Tommy McDonald (1961) . . . . .	13
4. Tommy McDonald (1960) . . . . .	13
5. (seven times) last by Irving Fryar (1996). . . . .	11

## CONSECUTIVE GAMES WITH REC. TD

<u>PLAYER (YEAR)</u>	<u>GAMES</u>
1. Mike Quick (1985) . . . . .	6
Pete Pihos (1947-48). . . . .	6
3. (five times) last by DeSean Jackson (2009). . . . .	5

## MOST 100-YD RECEIVING GAMES, Season

<u>PLAYER (YEAR)</u>	<u>GAMES</u>
1. Terrell Owens (2004) . . . . .	7
2. Irving Fryar (1997). . . . .	6
Mike Quick (1983) . . . . .	6
4. (nine times) last by DeSean Jackson (2013). . . . .	5

## CONSECUTIVE 100-YD RECEIVING GAMES

<u>PLAYER (YEAR)</u>	<u>GAMES</u>
1. Terrell Owens (2004) . . . . .	5
Harold Jackson (last 2 in 1971, first 3 in 1972) . . . . .	5
3. Mike Quick (1983) . . . . .	4
4. (seven times) last by Irving Fryar (1996). . . . .	3

# ALL-TIME REGULAR SEASON SCRIMMAGE YARDS



## ALL-TIME LEADERS IN TOTAL YARDS FROM SCRIMMAGE

PLAYER	YEARS	GM	TOUCHES	YARDS	AVG	YDS/G	TDs
1. Brian Westbrook (RB)	2002-2009 (8)	107	1,734	9,785	5.6	91.4	66
2. LeSean McCoy (RB)	2009-2014 (6)	90	1,761	9,074	5.2	100.8	54
3. Harold Carmichael (WR)	1971-1983 (13)	180	598	9,042	15.1	50.2	79
4. Wilbert Montgomery (RB)	1977-1984 (8)	100	1,731	8,985	5.2	89.9	57
5. Pete Retzlaff (E)	1956-1966 (11)	132	458	7,408	16.2	56.1	47
6. Duce Staley (RB)	1997-2003 (7)	98	1,475	7,305	5.0	74.5	32
7. Timmy Brown (RB)	1960-1967 (8)	96	1,081	7,049	6.5	73.4	55
8. DeSean Jackson (WR)	2008-2013 (6)	87	413	6,490	15.7	74.6	35
9. Mike Quick (WR)	1982-1990 (9)	101	364	6,459	17.7	64.0	61
10. Steve Van Buren (B)	1944-1951 (8)	83	1,365	6,383	4.7	76.9	72
11. Keith Byars (RB)	1986-1992 (7)	105	1,121	6,204	5.5	59.1	30
12. Pete Pihos (E)	1947-1955 (9)	107	382	5,615	14.7	52.5	61
13. Tommy McDonald (FL)	1957-1963 (7)	88	304	5,521	18.2	62.7	66
14. Bobby Walston (WR/K)	1951-1962 (12)	148	315	5,375	17.1	36.3	46
15. Ricky Watters (RB)	1995-1997 (3)	48	1,136	5,112	4.5	106.5	32
16. Jeremy Maclin (WR)	2009-2014 (6)	75	349	4,801	13.8	64.0	36
17. Ben Hawkins (FL)	1966-1973 (8)	102	271	4,772	17.6	46.8	32
18. Tom Woodeshick (B)	1963-1971 (9)	111	956	4,736	5.0	42.7	27
19. Fred Barnett (WR)	1990-1995 (6)	81	312	4,632	14.8	57.2	28
20. Clarence Peaks (B)	1957-1963 (7)	83	961	4,585	4.8	55.2	22

## MOST TOTAL YARDS FROM SCRIMMAGE, SEASON

PLAYER	YEAR	TOUCHES	YARDS	AVG	YDS/GM	TDs
1. LeSean McCoy	2013	366	2,146	5.9	134.1	11
2. Brian Westbrook	2007	368	2,104	5.7	140.3	12
3. Wilbert Montgomery	1979	379	2,006	5.3	125.4	14
4. Wilbert Montgomery	1981	335	1,923	5.7	128.2	10
5. Brian Westbrook	2006	317	1,916	6.0	127.7	11
6. Ricky Watters	1996	404	1,855	4.6	115.9	13
7. Ricky Watters	1995	399	1,707	4.3	106.7	12
8. LeSean McCoy	2010	285	1,672	5.9	111.5	9
9. LeSean McCoy	2011	321	1,624	5.1	108.3	20
10. Duce Staley	2002	320	1,570	4.9	98.1	8

## MOST TOUCHES, Career

PLAYER	TOUCHES
1. LeSean McCoy	1,761
2. Brian Westbrook	1,734
3. Wilbert Montgomery	1,731
4. Duce Staley	1,475
5. Steve Van Buren	1,365
6. Ricky Watters	1,136
7. Keith Byars	1,121
8. Timmy Brown	1,081
9. Tom Sullivan	1,032
10. Clarence Peaks	961

## BEST YARDS/TOUCH, Career

PLAYER	AVG
1. Timmy Brown	6.52
2. Brian Westbrook	5.64
3. Keith Byars	5.53
4. Wilbert Montgomery	5.19
5. LeSean McCoy	5.15
6. Tom Woodeshick	4.95
7. Duce Staley	4.95
8. Clarence Peaks	4.77
9. Steve Van Buren	4.68
10. Billy Barnes	4.53

(min. 750 touches)

## MOST TOUCHES, Season

PLAYER (YEAR)	TOUCHES
1. Ricky Watters (1996)	404
2. Ricky Watters (1995)	399
3. Wilbert Montgomery (1979)	379
4. Brian Westbrook (2007)	368
5. LeSean McCoy (2013)	366
Duce Staley (1999)	366

## BEST YARDS/TOUCH, Season

PLAYER (YEAR)	AVG
1. Timmy Brown (1965)	7.42
2. Timmy Brown (1962)	7.38
3. Herschel Walker (1994)	6.31
4. Steve Van Buren (1945)	6.24
5. Brian Westbrook (2003)	6.14
6. Keith Byars (1991)	6.07

(min. 150 touches)

## TOP SINGLE-GAME SCRIMMAGE YARD TOTALS

### MOST YARDS, Game

PLAYER	GAME	YARDS
1. Duce Staley	9/3/2000 at Cowboys	262
2. Timmy Brown	12/16/1962 at Cardinals	249
3. Wilbert Montgomery	11/4/1979 vs. Browns	237
Tommy McDonald	12/10/1961 vs. Giants	237
5. Duce Staley	11/11/2001 vs. Vikings	231

### MOST TOUCHES, Game

PLAYER	GAME	TOUCHES
1. Brian Westbrook	12/7/2008 at Giants	39
Ricky Watters	12/10/1995 vs. Cowboys	39
Heath Sherman	11/12/1990 vs. Redskins	39
4. Heath Sherman	10/6/1991 at Buccaneers	37
5. Ricky Watters	10/8/1995 vs. Redskins (ot)	36



# ALL-TIME REGULAR SEASON INTERCEPTIONS



## ALL-TIME INTERCEPTION LEADERS

	<u>PLAYER</u>	<u>YEARS</u>	<u>INTs</u>	<u>YARDS</u>	<u>AVG</u>	<u>LG</u>	<u>TDs</u>
1.	Brian Dawkins	1996-2008 (13)	34	515	15.1	67t	2
	Eric Allen	1988-94 (7)	34	482	14.2	94t	5
	Bill Bradley	1969-76 (8)	34	536	15.8	56t	1
4.	Herman Edwards	1977-85 (9)	33	98	3.0	25	1
5.	Wes Hopkins	1983-93 (10)	30	241	8.0	33	1
6.	Don Burroughs	1960-64 (5)	29	351	12.1	46	0
7.	Troy Vincent	1996-2003 (8)	28	341	12.2	90t	1
8.	Joe Scarpati	1964-69 (6)	24	402	16.8	67t	3
	Ernie Steele	1942-48 (6)	24	404	16.8	62	0
10.	Asante Samuel	2008-11 (4)	23	304	13.2	50t	2
	Roynell Young	1980-88 (9)	23	106	4.6	33	0
	Randy Logan	1973-83 (11)	23	293	12.7	45	0

## MOST INTERCEPTIONS, SEASON

	<u>PLAYER</u>	<u>YEAR</u>	<u>INTs</u>	<u>YARDS</u>	<u>AVG</u>	<u>LG</u>	<u>TDs</u>
1.	Bill Bradley	1971	11	248	22.5	51	0
2.	Asante Samuel	2009	9	117	13.0	37	0
	Bill Bradley	1972	9	73	8.1	21	0
	Don Burroughs	1960	9	124	13.8	46	0
	Ed "Bibbles" Bawel	1955	9	168	18.7	42t	2
6.	Eric Allen	1989	8	38	4.8	18	0
	Terry Hoage	1988	8	116	14.5	38	0
	Joe Scarpati	1966	8	182	22.8	32	0
	Bob Hudson	1954	8	89	11.1	32	0
	Tom Brookshier	1953	8	41	5.1	22	0
	Ed "Bibbles" Bawel	1952	8	121	15.1	35	0
	Joe Sutton	1950	8	67	8.4	32	0

## TOP SINGLE-GAME INT PERFORMANCES

### MOST INTERCEPTIONS, Game

	<u>PLAYER</u>	<u>GAME</u>	<u>INTS</u>
1.	Russ Craft	9/24/1950 at Chi. Cardinals	*4
2.	Kurt Coleman	10/16/2011 at Redskins	3
	Joe Scarpati	10/23/1966 at Giants	3
	Jim Nettles	12/12/1965 at Steelers	3
	Nate Ramsey	11/28/1965 at StL Cardinals	3
	Don Burroughs	12/3/1961 at Steelers	3
	Chuck Weber	9/30/1960 at Cowboys	3
	Joe Sutton	9/24/1950 at Chi. Cardinals	3
	Gil Steinke	11/10/1946 at Giants	3
	Roy Zimmerman	12/9/1945 vs. Boston Yanks	3
	Roy Zimmerman	12/10/1944 vs. Cleveland Rams	3
	* NFL record		

### MOST INTERCEPTION RETURN YARDS, Game

	<u>PLAYER</u>	<u>GAME</u>	<u>YDS</u>
1.	Frank LeMaster	12/21/1975 at Redskins	114
2.	Lito Sheppard	10/8/2006 vs. Cowboys	102
3.	Lito Sheppard	11/15/2004 at Cowboys	101
4.	Jerry Norton	10/5/1957 vs. Giants	99
5.	Eric Allen	10/3/1993 at Jets	94
	Irv Cross	10/25/1964 at Steelers	94

### MOST INTERCEPTIONS RETURNED FOR TD, Game

	<u>PLAYER</u>	<u>GAME</u>	<u>TDs</u>
1.	Eric Allen	12/26/1993 vs. Saints	2

## MOST INT RETURN YDS, Career

	<u>PLAYER</u>	<u>YARDS</u>
1.	Bill Bradley	536
2.	Brian Dawkins	515
3.	Eric Allen	482
4.	Lito Sheppard	460
5.	Ernie Steele	404
6.	Joe Scarpati	402

## MOST INTs RETURNED FOR TD, Career

	<u>PLAYER</u>	<u>TDs</u>
1.	Eric Allen	5
2.	Sheldon Brown	3
	Lito Sheppard	3
	Joe Scarpati	3
5.	(11 players) last by Asante Samuel	2

## MOST INT RETURN YDS, Season

	<u>PLAYER (INTs, YEAR)</u>	<u>YARDS</u>
1.	Bill Bradley (11, 1971)	248
2.	Eric Allen (6, 1993)	201
3.	Joe Scarpati (8, 1966)	182
4.	Lito Sheppard (5, 2004)	172
5.	Ed "Bibbles" Bawel (9, 1955)	168

## MOST INTs RETURNED FOR TD, Season

	<u>PLAYER (YEAR)</u>	<u>TDs</u>
1.	Eric Allen (1993)	*4
2.	Lito Sheppard (2004)	2
	Seth Joyner (1992)	2
	Ed Bawel (1955)	2
	* NFL record	

## MOST INTs BY A NON-DB, Season

	<u>PLAYER (YEAR)</u>	<u>INTs</u>
1.	William Thomas, LB (1995)	7
2.	Chuck Weber, LB (1960)	6
	Chuck Bednarik, LB (1953)	6
4.	Bill Bergey, LB (1974)	5
5.	Seth Joyner, LB & Byron Evans, LB (1992)	4
	Many others with.	4

## LONGEST INTERCEPTION RETURNS

	<u>PLAYER (GAME)</u>	<u>YARDS</u>
1.	James Willis intercepted pass 4 yds. deep in the end zone and returned it 14 yds. before laterally to Troy Vincent, who ran 90 yds. (11/3/1996 at Cowboys - QB Troy Aikman)	104t
2.	Lito Sheppard (10/8/2006 vs. Cowboys - QB Drew Bledsoe)	102t
3.	Lito Sheppard (11/15/2004 at Cowboys - QB V. Testaverde)	101t
4.	Jerry Norton (10/5/1957 vs. Giants - QB Charlie Conerly, deflected off goal post)	99t
5.	Eric Allen (10/3/1993 at Jets - QB Boomer Esiason)	94t
	Irv Cross (10/25/1964 at Steelers - QB Terry Nofsinger)	94t
7.	Jack Hinkle (10/9/1943 vs. Giants - QB Tuffy Leemans)	91

# ALL-TIME REGULAR SEASON SACKS



## ALL-TIME LEADERS IN SACKS

<u>PLAYER</u>	<u>YEARS</u>	<u>SACKS</u>
1. Reggie White (DE)	1985-92	124.0
2. Trent Cole (LB/DE)	2005-14	85.5
3. Clyde Simmons (DE)	1986-93	76.0
4. Hugh Douglas (DE)	1998-2002, 2004	54.5
5. Greg Brown (DE)	1982-86	50.5
6. Andy Harmon (DT)	1991-97	39.5
7. Seth Joyner (LB)	1986-93	37.0
8. William Fuller (DE)	1994-96	35.5
9. Dennis Harrison (DE)	1978-84	34.0
10. William Thomas (LB)	1991-99	33.0
11. Ken Clarke (DT)	1982-87	32.5
12. Corey Simon (DT)	2000-04	32.0
13. Juqua Parker (DE)	2005-11	31.5
Mike Mamula (DE)	1995-2000	31.5
15. Jerome Brown (DT)	1987-91	29.5
16. Darwin Walker (DT)	2000-06	27.5
17. Jason Babin (DE)	2009, 2011-12	26.0
18. Connor Barwin (LB)	2013-15	23.0
19. Darren Howard (DE)	2006-09	22.5
20. Jevon Kearse (DE)	2004-07	22.0

**Note:** includes only figures since 1982, when sacks first became an official NFL statistic

## MOST SACKS, SEASON

<u>PLAYER</u>	<u>YEAR</u>	<u>SACKS</u>
1. Reggie White (DE)	1987	21.0
2. Clyde Simmons (DE)	1992	19.0
3. Jason Babin (DE)	2011	18.0
Reggie White (DE)	1988	18.0
Reggie White (DE)	1986	18.0
6. Greg Brown (DE)	1984	16.0
7. Clyde Simmons (DE)	1989	15.5
8. Hugh Douglas (DE)	2000	15.0
Reggie White (DE)	1991	15.0
10. Connor Barwin (LB)	2014	14.5

## MOST SACKS, GAME

<u>PLAYER</u>	<u>GAME</u>	<u>SACKS</u>
1. Hugh Douglas (DE)	10/18/1998 at Chargers	4.5
Clyde Simmons (DE)	9/15/1991 at Cowboys	4.5
3. Reggie White (DE)	9/25/1988 at Vikings	4.0
Reggie White (DE)	11/30/1986 at LA Raiders	4.0
Reggie White (DE)	11/2/1986 at StL Cardinals	4.0
Garry Cobb (LB)	10/5/1986 at Falcons	4.0
Greg Brown (DE)	12/16/1984 at Falcons	4.0

## MOST CONSECUTIVE GAMES WITH A SACK

<u>PLAYER</u>	<u>YEAR</u>	<u>GAMES</u>
1. Reggie White (last 4 games in 1986 and first 4 in '87)		8
Reggie White (last 7 games in 1987 and first in '88)		8
3. William Fuller	1994	7
Dennis Harrison	1982	7
5. Clyde Simmons	1992	6

## LONGEST FUMBLE RETURN FOR A TD

<u>PLAYER</u>	<u>GAME</u>	<u>YARDS</u>
1. Mike Patterson	9/24/2006 at 49ers	98t
2. Joselio Hanson	12/28/2008 vs. Cowboys	96t
Joe Lavender	9/23/1974 vs. Cowboys	96t
4. Joe Carter	9/25/1938 vs. NY Giants	92t
5. Bob Pylman	9/25/1938 vs. NY Giants	88t
6. Will Wynn	12/1/1974 vs. Packers	87t
7. Sheldon Brown	10/9/2005 at Cowboys	80t
8. Chris Clemons	12/28/2008 vs. Cowboys	73t
9. Reggie White	9/13/1987 at Redskins	70t
10. Ted Schmitt	10/15/1939 at NY Giants	63t

## MOST FUMBLE RETURNS FOR TD, CAREER

<u>PLAYER</u>	<u>YEARS</u>	<u>TDs</u>
1. Seth Joyner	1986-93	3
2. Juqua Parker	2005-11	2
Sheldon Brown	2002-09	2
Kevin Curtis	2007-09	2
William Thomas	1991-97	2
Reggie White	1985-92	2
Clyde Simmons	1986-90	2
Greg Brown	1981-84	2
Will Wynn	1973-76	2

## MOST BLOCKED PUNTS RETURNED FOR TD

<u>PLAYER</u>	<u>TDs</u>
1. (10 times) last Trey Burton (12/28/14 at Giants) (27 yards)	1

## MOST BLOCKED FGs RETURNED FOR TD

<u>PLAYER</u>	<u>TDs</u>
1. (2 times) last Matt Ware (10/23/05 vs. Chargers) (65 yards)	1

## LONGEST RETURN AFTER MISSED FIELD GOAL

<u>PLAYER</u>	<u>GAME</u>	<u>YARDS</u>
1. Al Nelson	9/26/1971 vs. Cowboys	101t
2. Al Nelson	12/11/1966 vs. Browns	100t
3. Timmy Brown	9/16/1962 vs. StL Cardinals	99

# ALL-TIME REGULAR SEASON PUNTING



## ALL-TIME LEADING PUNTERS, GROSS AVERAGE (min. 100 punts)

Player	Years	Punts	Yards	Avg	Net	In20	Lg	Blk
1. Donnie Jones	2013-2015 (3)	217	9,793	45.13	40.2	88	70	3
2. Joe Muha	1946-1950(5)	179	7,688	42.95	NA	NA	82	2
3. Sav Rocca	2007-2010 (4)	299	12,817	42.87	37.6	102	65	1
4. Sean Landeta	1999-2002, 2005 (5)	376	16,092	42.80	35.9	96	64	1
5. King Hill	1961-1968(8)	254	10,765	42.38	NA	NA	80	0

## BEST GROSS PUNTING AVERAGE, SEASON (min. 40 punts)

Name	Year	Punts	Yards	Avg	Net	In20	Lg	Blk
1. Joe Muha	1948	57	2,694	47.26	NA	NA	82	0
2. Donnie Jones	2015	59	2,781	47.14	41.7	21	60	2
3. Mat McBriar	2012	55	2,560	46.55	36.5	13	66	1
4. Donnie Jones	2013	82	3,681	44.89	40.5	33	70	1
5. Donnie Jones	2014	76	3,331	43.83	38.9	34	68	0

## ALL-TIME LEADING PUNTERS, NET AVERAGE (min. 100 punts)

Player	Years	Punts	Yards	Avg	Net	In20	Lg	Blk
1. Donnie Jones	2013-2015 (3)	217	9,793	45.13	40.2	88	70	3
2. Sav Rocca	2007-2010 (4)	299	12,817	42.87	37.6	102	65	1
3. Dirk Johnson	2003-2006(4)	268	11,180	41.72	36.0	79	62	0
4. Sean Landeta	1999-2002, 2005 (5)	376	16,092	42.80	35.9	96	64	1
5. Jeff Feagles	1990-1993(3)	324	13,448	41.51	35.4	106	77	3

## BEST NET PUNTING AVERAGE, SEASON (min. 40 punts)

Name	Year	Punts	Yards	Avg	Net	In20	Lg	Blk
1. Donnie Jones	2015	59	2,781	47.1	41.7	21	60	2
2. Donnie Jones	2013	82	3,681	44.9	40.5	33	70	1
3. Sav Rocca	2010	73	3,195	43.8	39.0	28	63	0
4. Donnie Jones	2014	76	3,331	43.8	38.9	34	68	0
5. Sav Rocca	2009	76	3,222	42.4	38.3	26	61	0

**Note:** net average became an official stat in 1976

Led NFL

Led Conference

## MOST PUNTS, Career

PLAYER	PUNTS
1. Adrian Burk	393
2. Sean Landeta	376
3. Tom Hutton	349
4. John Teltschik	345
5. Max Runager	332

## MOST PUNTS INSIDE 20, Career

PLAYER	IN20
1. Jeff Feagles	106
2. Sav Rocca	102
3. Sean Landeta	96
4. Donnie Jones	86
5. Dirk Johnson	79

Inside-the-20 became official stat in 1976

## MOST PUNTS, Season

PLAYER (YEAR)	PUNTS
1. John Teltschik (1986)	108
2. Sean Landeta (1999)	107
3. Tom Hutton (1998)	104
4. John Teltschik (1988)	98
5. Sean Landeta (2001)	97

## MOST PUNTS INSIDE 20, Season

PLAYER (YEAR)	IN20
1. Donnie Jones (2014)	34
2. Donnie Jones (2013)	33
3. Jeff Feagles (1993)	31
4. Jeff Feagles (1991)	29
5. Sav Rocca (2010)	28

John Teltschik (1988) ..... 28  
Inside-the-20 became official stat in 1976

## TOP SINGLE-GAME PUNTING PERFORMANCES

### LONGEST PUNT

PLAYER	GAME	YARDS
1. Randall Cunningham	12/3/1989 at Giants	91
2. Joe Muha	10/10/1948 vs. Giants	82
3. Randall Cunningham	10/16/1994 at Cowboys	80
King Hill	11/11/1962 vs. Packers	80
5. Jeff Feagles	9/15/1991 at Cowboys	77

### MOST PUNTS, Game

PLAYER	GAME	PUNTS
1. John Teltschik	12/6/1987 at NY Giants	15
2. Adrian Burk	12/12/1954 vs. Giants	12
Adrian Burk	11/2/1952 at Packers	12
Len Barnum	10/4/1942 vs. Redskins	12
Emmett Mortell	10/10/1937 at Redskins	12

### BEST GROSS PUNTING AVERAGE, Game (min. 4 punts)

PLAYER	GAME	AVG.
1. Mat McBriar	10/14/2012 vs. Lions	56.6
2. Chas Henry	9/9/2012 at Browns	55.0
3. Donnie Jones	10/19/2015 vs. Giants	54.3
4. Donnie Jones	9/15/2014 at Colts	53.8
5. Len Barnum	9/13/1942 at Steelers	53.5
Len Barnum	9/20/1942 at Cleveland Rams	53.5

### BEST NET PUNTING AVERAGE, Game (min. 4 punts, since 1976)

PLAYER	GAME	AVG.
1. Donnie Jones	11/17/2013 vs. Redskins	50.7
2. Donnie Jones	10/19/2015 vs. Giants	49.0
Sean Landeta	9/23/2001 at Seahawks	49.0
4. Jeff Feagles	10/5/1992 vs. Cowboys	48.8
5. Sav Rocca	9/12/2010 vs. Packers	47.8

# ALL-TIME REGULAR SEASON PUNT RETURNS



## ALL-TIME LEADING PUNT RETURNERS (min. 20 returns)

Player	Years	PR	FC	Yds	Avg	Lg	TDs
1. Ernie Steele	1942-48 (6)	44	NA	737	16.75	80t	1
2. Steve Van Buren	1944-51 (8)	34	NA	473	13.91	55t	2
3. Pat McHugh	1947-51 (5)	31	NA	402	12.97	69t	1
4. Brian Westbrook	2002-09 (8)	39	21	498	12.77	84t	2
<b>5. Darren Sproles</b>	<b>2014-15 (2)</b>	<b>64</b>	<b>31</b>	<b>778</b>	<b>12.16</b>	<b>89t</b>	<b>3</b>
6. Brian Mitchell	2000-02 (3)	117	66	1,369	11.70	76t	2
7. Frank Reagan	1949-51 (3)	27	NA	304	11.26	42	1
8. Bosh Pritchard	1942, 1947-51 (6)	91	NA	975	10.71	55t	1
9. Vai Sikahema	1992-93 (2)	73	30	778	10.66	87t	1
10. Larry Marshall	1974-77 (4)	104	16	1,086	10.44	48	0
11. Damaris Johnson	2012-13 (2)	38	35	391	10.29	98t	1

## BEST PUNT RETURN AVERAGE, SEASON (min. 15 returns)

Player	Year	PR	FC	Yds	Avg	Lg	TDs
1. Steve Van Buren	1944	15	NA	230	15.33	55	1
2. Brian Westbrook	2003	20	16	306	15.30	84t	2
3. DeSean Jackson	2009	29	15	441	15.21	85t	2
4. Alvin Haymond	1968	15	6	201	13.40	54t	1
<b>5. Darren Sproles</b>	<b>2014</b>	<b>39</b>	<b>16</b>	<b>506</b>	<b>12.97</b>	<b>82t</b>	<b>2</b>
6. Reno Mahe	2005	21	9	269	12.81	44	0
7. Frank Reagan	1949	21	NA	266	12.67	42	1
8. Kelvin Martin	1995	17	10	214	12.59	38	0
9. Vai Sikahema	1992	40	10	503	12.58	87t	1
10. Brian Mitchell	2002	46	11	567	12.32	76t	1
-- <b>Darren Sproles</b>	<b>2015</b>	<b>25</b>	<b>15</b>	<b>272</b>	<b>10.88</b>	<b>89t</b>	<b>1</b>

Led NFL

Led Conference

## TOP SINGLE-GAME PUNT RETURN PERFORMANCES

### MOST PUNT RETURN YARDS, Game

PLAYER	GAME	YARDS
1. Alvin Haymond	10/6/1968 at Redskins	140
2. Vai Sikahema	11/22/1992 at NY Giants	111
3. Reno Mahe	12/5/2005 vs. Seahawks	108
4. DeSean Jackson	9/13/2009 at Panthers	106
Ernie Steele	10/25/1942 at Bears	106

### MOST PUNT RETURNS, Game

PLAYER	GAME	PR
1. Larry Marshall	9/18/1977 vs Buccaneers	9
2. DeSean Jackson	9/7/2008 vs. Rams	8
Evan Cooper	10/26/1986 vs. Chargers	8
Vai Sikahema	12/13/1992 at Seahawks	8
5. (7 times) last by Reno Mahe	12/5/2005 vs. Seahawks	7

### BEST PUNT RETURN AVERAGE, Game (min. 3 punt returns)

PLAYER	GAME	AVG.
1. Brian Mitchell	11/25/2002 at 49ers	33.0
<b>2. Darren Sproles</b>	<b>9/27/2015 at NY Jets</b>	<b>29.7</b>
<b>3. Darren Sproles</b>	<b>9/18/2014 at 49ers</b>	<b>28.7</b>
<b>4. Darren Sproles</b>	<b>11/10/2014 vs. Panthers</b>	<b>28.3</b>
Clyde Scott	10/30/1949 at Steelers	28.3

## MOST PUNT RETURNS, Career

PLAYER	RETURNS
1. Wally Henry	148
2. DeSean Jackson	131
3. Brian Mitchell	117
John Sciarra	117
5. Bill Bradley	111

## MOST PUNT RETURN YARDS, Career

PLAYER	YARDS
1. Brian Mitchell	1,369
2. DeSean Jackson	1,294
3. Wally Henry	1,231
4. Larry Marshall	1,086
5. Bosh Pritchard	975

## MOST PUNT RETURN TDs, Career

PLAYER	TDs
1. DeSean Jackson	4
<b>2. Darren Sproles</b>	<b>3</b>
3. Brian Westbrook	2
Brian Mitchell	2
Steve Van Buren	2

## MOST PUNT RETURNS, Season

PLAYER (YEAR)	RETURNS
1. Wally Henry (1981)	54
2. Rod Harris (1991)	53
3. DeSean Jackson (2008)	50
4. Brian Mitchell (2002)	46
Larry Marshall (1977)	46

## MOST PUNT RETURN YARDS, Season

PLAYER (YEAR)	YARDS
1. Brian Mitchell (2002)	567
<b>2. Darren Sproles (2014)</b>	<b>506</b>
3. Vai Sikahema (1992)	503
4. Larry Marshall (1977)	489
5. Brian Mitchell (2001)	467

## MOST PUNT RETURN TDs, Season

PLAYER (YEAR)	TDs
<b>1. Darren Sproles (2014)</b>	<b>2</b>
DeSean Jackson (2009)	2
Brian Westbrook (2003)	2

## LONGEST PUNT RETURNS

PLAYER (GAME)	YARDS
1. Damaris Johnson (12/2/2012 at Cowboys)	98t
<b>2. Darren Sproles (9/27/2015 at Jets)</b>	<b>89t</b>
3. Vai Sikahema (11/22/1992 at Giants)	87t
4. DeSean Jackson (9/13/2009 at Panthers)	85t
5. Brian Westbrook (10/19/2003 at Giants)	84t
<b>6. Darren Sproles (9/28/2014 at 49ers)</b>	<b>82t</b>
7. Brian Westbrook (12/21/2003 vs. 49ers)	81t
Tommy McDonald (10/4/1959 vs. Giants)	81t
9. Ernie Steele (10/25/1942 at Bears)	(lateral) 80t
10. Brian Mitchell (11/25/2002 at 49ers)	76t
Gregg Garrity (11/30/1986 at LA Raiders)	76t



# ALL-TIME REGULAR SEASON KICKOFF RETURNS



## ALL-TIME LEADING KICKOFF RETURNERS (min. 25 returns)

Player	Years	KOR	Yds	Avg	Lg	TDs
1. Steve Van Buren	1944-51 (8)	76	2,030	26.71	98t	3
2. Irv Cross	1961-69 (6)	28	745	26.61	74	0
3. Timmy Brown	1960-67 (8)	169	4,483	26.53	105t	5
4. Al Nelson	1965-73 (9)	101	2,625	25.99	78	0
5. Wilbert Montgomery	1977-84 (8)	32	814	25.44	99t	1
6. Quintin Demps	2008-09 (2)	58	1,469	25.33	100t	1
7. Brian Mitchell	2000-02 (3)	131	3,311	25.27	94t	2
8. Allen Rossum	1998-99 (2)	98	2,427	24.77	89t	1
9. Billy Walik	1970-72 (3)	67	1,640	24.48	82	0
10. Alvin Haymond	1968 (1)	28	677	24.18	98t	1

## BEST KICKOFF RETURN AVERAGE, SEASON (min. 1.25 ret/gm)

Player	Years	KOR	Yds	Avg	Lg	TDs
1. Al Nelson	1972	25	728	29.12	78	0
2. Steve Van Buren	1945	13	373	28.69	98t	1
3. Timmy Brown	1963	33	945	28.64	100t	1
4. Timmy Brown	1966	20	562	28.10	93t	2
5. Timmy Brown	1961	29	811	27.97	105t	1
6. Timmy Brown	1962	30	831	27.70	99t	1
7. Hershel Walker	1994	21	581	27.67	94t	1
8. Don Stevens	1952	16	433	27.06	51	0
9. Brian Mitchell	2002	43	1,162	27.02	57	0
10. Wilbert Montgomery	1977	23	619	26.91	99t	1

Led NFL

Led Conference

## TOP SINGLE-GAME KICKOFF RETURN PERFORMANCES

### MOST KICKOFF RETURN YARDS, Game

PLAYER	GAME	YARDS
1. Derrick Witherspoon	11/24/1996 at Ari. Cardinals	253
2. Timmy Brown	11/6/1966 vs. Cowboys	247
3. Allen Rossum	11/14/1999 vs. Redskins	222
4. Quintin Demps	11/9/2008 vs. Giants	220
5. Duce Staley	11/30/1997 vs. Bengals	195

### MOST KICKOFF RETURNS, Game

PLAYER	GAME	KOR
1. Quintin Demps	11/9/2008 vs. Giants	8
Allen Rossum	11/21/1999 vs. Colts	8
Derrick Witherspoon	11/24/1996 at Ari. Cardinals	8
4. (5 times) last by Ellis Hobbs	9/20/2009 vs. Saints	7

### BEST KICKOFF RETURN AVERAGE, Game (min. 3 kickoff returns)

PLAYER	GAME	AVG
1. Timmy Brown	9/22/1963 vs. Cardinals	59.0
2. Alvin Haymond	9/22/1968 vs. NY Giants	51.0
3. Timmy Brown	11/6/1966 vs. Cowboys	49.4
4. Derrick Witherspoon	9/22/1996 at Falcons	48.0
5. Allen Rossum	11/14/1999 vs. Redskins	44.4

### MOST KICKOFF RETURNS FOR A TD, Game

PLAYER	GAME	TDs
1. Timmy Brown	11/6/1966, 93 & 90 yards vs. Cowboys	2*

\* NFL Record

## MOST KICKOFF RETURNS, Career

PLAYER	RETURNS
1. Timmy Brown	169
2. Brian Mitchell	131
3. Al Nelson	101
4. Allen Rossum	98
5. Larry Marshall	88

## MOST KICKOFF RETURN YARDS, Career

PLAYER	YARDS
1. Timmy Brown	4,483
2. Brian Mitchell	3,311
3. Al Nelson	2,625
4. Allen Rossum	2,427
5. Larry Marshall	2,075

## MOST KICKOFF RETURN TDs, Career

PLAYER	TDs
1. Timmy Brown	5
2. Derrick Witherspoon	3
Steve Van Buren	3
4. Brian Mitchell	2

## MOST KICKOFF RETURNS, Season

PLAYER (YEAR)	RETURNS
1. Allen Rossum (1999)	54
2. Derrick Witherspoon (1996)	53
3. Quintin Demps (2008)	52
4. Herman Hunter (1985)	48
5. Brian Mitchell (2000)	47
Duce Staley (1997)	47

## MOST KICKOFF RETURN YARDS, Season

PLAYER (YEAR)	YARDS
1. Allen Rossum (1999)	1,347
2. Quintin Demps (2008)	1,314
3. Derrick Witherspoon (1996)	1,271
4. Brian Mitchell (2002)	1,162
5. Duce Staley (1997)	1,139

## MOST KICKOFF RETURN TDs, Season

PLAYER (YEAR)	TDs
1. Derrick Witherspoon (1996)	2
Timmy Brown (1966)	2

## LONGEST KICKOFF RETURNS

PLAYER (GAME)	YARDS
1. Josh Huff (11/23/2014 vs. Titans)	107t
2. Timmy Brown (9/17/1961 vs. Browns)	105t
3. Russ Craft (10/7/1950 vs. LA Rams)	103t
4. Chris Polk (9/21/2014 vs. Redskins)	102t
5. Quintin Demps (11/23/2008 at Ravens)	100t
Timmy Brown (9/22/1963 vs. StL. Cardinals)	100t
Dave Smukler (11/13/1938 at Brooklyn Dodgers)	100t

# STARTING QB RECORDS / NFL RECORDS



## STARTING QUARTERBACK RECORDS

### Year   Quarterbacks (Record as a starter)

1956	Bobby Thomason (3-5-1), Adrian Burk (0-3)
1957	Thomason (2-5), Sonny Jurgensen (2-3)
1958	Norm Van Brocklin (2-9-1)
1959	Van Brocklin (7-5)
1960	Van Brocklin (10-2)
1961	Jurgensen (10-4)
1962	Jurgensen (3-9-1), King Hill (0-1)
1963	Jurgensen (2-6-1), Hill (0-4-1)
1964	Norm Snead (4-6), Hill (1-1), Jack Concannon (1-1)
1965	Snead (4-5), Hill (1-4)
1966	Snead (5-5), Hill (2-0), Concannon (2-0)
1967	Snead (6-7-1)
1968	Snead (2-9), Hill (0-2), John Huarte (0-1)
1969	Snead (4-8-1), George Mira (0-1)
1970	Snead (3-9-1), Rick Arrington (0-1)
1971	Pete Liske (5-5), Arrington (1-2-1)
1972	John Reaves (0-7), Liske (2-4-1)
1973	Roman Gabriel (5-8-1)
1974	Gabriel (4-7), Mike Boryla (3-0)
1975	Gabriel (2-7), Boryla (2-3)
1976	Boryla (3-7), Gabriel (1-3)
1977	Ron Jaworski (5-9)
1978	Jaworski (9-7)
1979	Jaworski (11-5)
1980	Jaworski (12-4)
1981	Jaworski (10-6)
1982	Jaworski (3-6)
1983	Jaworski (5-11)
1984	Jaworski (5-7-1), Joe Pisarcik (1-2)
1985	Jaworski (6-6), Randall Cunningham (1-3)
1986	Jaworski (3-6), Cunningham (1-3-1), Matt Cavanaugh (1-1)
1987	Cunningham (7-5), Scott Tinsley (0-3)
1988	Cunningham (10-6)
1989	Cunningham (11-5)
1990	Cunningham (10-6)
1991	Jim McMahon (8-3), Cunningham (1-0), Jeff Kemp (1-1), Brad Goebel (0-2)
1992	Cunningham (10-5), McMahon (1-0)
1993	Bubby Brister (4-4), Cunningham (4-0), Ken O'Brien (0-4)
1994	Cunningham (7-7), Brister (0-2)
1995	Rodney Peete (9-3), Cunningham (1-3)
1996	Ty Detmer (7-4), Peete (3-2)
1997	T. Detmer (2-5), Bobby Hoying (2-3-1), Peete (2-1)
1998	Hoying (1-6), Koy Detmer (1-4), Peete (1-3)
1999	Doug Pederson (2-7), Donovan McNabb (2-4), K. Detmer (1-0)
2000	McNabb (11-5)

2001	McNabb (11-5)
2002	McNabb (7-3), A.J. Feeley (4-1), K. Detmer (1-0)
2003	McNabb (12-4)
2004	McNabb (13-2), K. Detmer (0-1)
2005	McNabb (4-5), Mike McMahon (2-5)
2006	McNabb (5-5), Jeff Garcia (5-1)
2007	McNabb (8-6), Feeley (0-2)
2008	McNabb (9-6-1)
2009	McNabb (10-4), Kevin Kolb (1-1)
2010	Vick (8-3), Kolb (2-3)
2011	Vick (7-6), Vince Young (1-2)
2012	Vick (3-7), Nick Foles (1-5)
2013	Vick (2-4), Foles (8-2)
2014	Foles (6-2), Mark Sanchez (4-4)
2015	Sam Bradford (4-5), Sanchez (0-2)

## NFL RECORDS HELD BY AN EAGLE

### Most Touchdown Passes, Game

7   Nick Foles (11/3/2013 at Raiders) and Adrian Burk (10/17/1954 at Redskins); tied with Sid Luckman, Bears (1943); George Blanda, Hou. Oilers (1961); Y.A. Tittle, Giants (1962); Joe Kapp, Vikings (1969); Peyton Manning, Broncos (2013) and Drew Brees, Saints (2015)

### Longest Touchdown Pass

99   Ron Jaworski to Mike Quick, (11/10/1985 vs. Falcons) (OT); tied with nine others

### Most Interception Returns for TDs, Season

4   Eric Allen, 1993; tied with Jim Kearney, Chiefs (1972) and Ken Houston, Oilers (1971)

### Most Interceptions, Game

4   Russ Craft (9/24/1950 at Cardinals); tied with 17 others

### Most Kickoff Return TDs, Game

2   Timmy Brown (11/6/1966 vs. Cowboys), 93 and 90 yards; tied with Travis Williams, Packers (1967); Ron Brown, LA Rams (1985); Tyrone Hughes, Saints (1994); Chad Morton, Jets (2002); Devin Hester, Bears (2006); Andre Davis, Texans (2007); and Josh Cribbs, Browns (2009)

### Most 50-Plus-Yard Touchdowns, Season

8   DeSean Jackson (2009); tied with Elroy "Crazy Legs" Hirsch, LA Rams (1951) and Devin Hester, Bears (2007)

# ALL-TIME REGULAR SEASON ROOKIE RECORDS



## PASSING

### MOST ATTEMPTS, Season

1. Nick Foles, 2012	265
2. John Reaves, 1972	224
3. Donovan McNabb, 1999	216
4. Davey O'Brien, 1939	201
5. Mike Boryla, 1974	102
6. Foster Watkins, 1940	85
7. Randall Cunningham, 1985	81
8. Rick Arrington, 1970	73
Red Kirkman, 1933	73
10. Emmett Mortell, 1937	71

### MOST COMPLETIONS, Season

1. Nick Foles, 2012	161
2. John Reaves, 1972	108
3. Donovan McNabb, 1999	106
4. Davey O'Brien, 1939	99
5. Mike Boryla, 1974	60
6. Rick Arrington, 1970	37
7. Randall Cunningham, 1985	34
8. Sonny Jurgensen, 1957	33
9. Matt Barkley, 2013	30
Brad Goebel, 1991	30

### MOST YARDS, Season

1. Nick Foles, 2012	1,699
2. John Reaves, 1972	1,508
3. Davey O'Brien, 1939	1,324
4. Donovan McNabb, 1999	948
5. Mike Boryla, 1974	580
6. Foster Watkins, 1940	565
7. Randall Cunningham, 1985	548
8. Sonny Jurgensen, 1957	470
9. Red Kirkman, 1933	354
10. Dave Smukler, 1936	345

### MOST TD PASSES, Season

1. Donovan McNabb, 1999	8
2. John Reaves, 1972	7
3. Nick Foles, 2012	6
Davey O'Brien, 1939	6
5. Boryla, 1974; Jurgensen, 1957	5

### BEST COMP. PCT., SEASON (min. 75 atts.)

1. Nick Foles, 2012	60.8
2. Mike Boryla, 1974	58.8
3. Davey O'Brien, 1939	49.3
4. Donovan McNabb, 1999	49.1
5. John Reaves, 1972	48.2

### BEST QB RATING, SEASON (min. 75 atts.)

1. Nick Foles, 2012	79.1
2. Mike Boryla, 1974	78.9
3. Donovan McNabb, 1999	60.1
4. John Reaves, 1972	58.4
5. Foster Watkins, 1940	46.4

## RUSHING

### MOST ATTEMPTS, Season

1. Po James (FB), 1972	182
2. Keith Byars (FB), 1986	177
3. Lee Bougness (FB), 1970	159
4. LeSean McCoy, 2009	155
5. Billy Barnes, 1957	143
6. James Joseph, 1991	135
7. Correll Buckhalter, 2001	129
8. Clarence Peaks, 1957	125
9. Mike Hogan, 1976	123
10. Leroy Keys, 1969	121

### MOST YARDS, Season

1. LeSean McCoy, 2009	637
2. Correll Buckhalter, 2001	586
3. Keith Byars (FB), 1986	577
4. Po James (FB), 1972	565
5. Bryce Brown, 2012	564
6. Mike Hogan (FB), 1976	561
7. Billy Barnes, 1957	529
8. Clarence Peaks, 1957	495
9. Steve Van Buren, 1944	444
10. James Joseph, 1991	440

### MOST TOUCHDOWNS, Season

1. Steve Van Buren, 1944	5
Don Johnson, 1953	5
3. Bryce Brown, 2012	4
LeSean McCoy, 2009	4
Ken Keller, 1956	4
Mel Bleeker, 1944	4
Jim Castiglia (FB), 1941	4
8. Ryan Moats, 2005	3
Charlie Garner, 1994	3
Vaughn Hebron, 1993	3
Many others	3

## RECEIVING

### MOST RECEPTIONS, Season

1. Keith Jackson (TE), 1988	81
2. Jordan Matthews, 2014	67
3. DeSean Jackson, 2008	62
4. Don Looney (E), 1940	58
5. Jeremy Maclin, 2009	56
6. Charle Young (TE), 1973	55
7. Lee Bougness (RB), 1970	50
8. Reggie Brown, 2005	43
9. Victor Bailey, 1993	41
Junior Tautalasati (RB), 1986	41
11. LeSean McCoy (RB), 2009	40

### MOST YARDS, Season

1. DeSean Jackson, 2008	912
2. Jordan Matthews, 2014	872
3. Keith Jackson (TE), 1988	869
4. Charle Young (TE), 1973	854
5. Jeremy Maclin, 2009	773
6. Fred Barnett, 1990	721
7. Don Looney (E), 1940	707
8. Calvin Williams, 1990	602
9. Reggie Brown, 2005	571
10. Victor Bailey, 1993	545

### MOST TOUCHDOWNS, Season

1. Calvin Williams, 1990	9
2. Jordan Matthews, 2014	8
Fred Barnett, 1990	8
Bobby Walston (E), 1951	8
5. Pete Pihos (E), 1947	7
6. Keith Jackson (TE), 1988	6
Charle Young (TE), 1973	6
8. Hal Giancanelli (B), 1953	5
9. Zach Ertz (TE), 2013	4
Jeremy Maclin (WR), 2009	4
Many others	4

## TOTAL OFFENSE

### MOST SCRIMMAGE YARDS, Season

1. DeSean Jackson (WR), 2008	1,008
2. LeSean McCoy (RB), 2009	945
3. Charle Young (TE), 1973	878
4. Jordan Matthews (WR), 2014	872
5. Keith Jackson (TE), 1988	869
6. Lee Bougness (RB), 1970	802
7. Jeremy Maclin (WR), 2009	766
8. Billy Barnes (RB), 1957	741
9. Fred Barnett (WR), 1990	734
10. Po James (FB), 1972	721

### MOST TOUCHDOWNS, Season

1. Calvin Williams (WR), 1990	9
2. Jordan Matthews (WR), 2014	8
Fred Barnett (WR), 1990	8
Bobby Walston (E), 1951	8
Pete Pihos (E), 1947	8
Mel Bleeker (RB), 1944	8
7. Charle Young (TE), 1973	7
Don Johnson (RB), 1953	7
Steve Van Buren (RB), 1944	7
10. Keith Jackson (TE), 1988	6
Hal Giancanelli (B), 1953	6

# ALL-TIME REGULAR SEASON ROOKIE RECORDS



## SACKS (since 1982)

### MOST SACKS, Season

1. Corey Simon (DT), 2000	9.5
2. Derrick Burgess (DE), 2001	6.0
<b>3. Fletcher Cox (DT), 2012</b>	<b>5.5</b>
Mike Mamula (DE), 1995	5.5
5. Trent Cole (DE), 2005	5.0
6. Jerome Brown (DT), 1987	4.0
7. Mike Patterson (DT), 2005	3.5
<b>8. Brandon Graham (DE), 2010</b>	<b>3.0</b>
<b>9. Bennie Logan (DT), 2013</b>	<b>2.0</b>
Nate Allen (S), 2010, 3 others	2.0

## INTERCEPTIONS (since 1940)

### MOST INTERCEPTIONS, Season

1. Tom Brookshier (DB), 1953	8
Bibbles Bawel (B), 1952	8
3. Herman Edwards (DB), 1977	6
4. Eric Allen (DB), 1988	5
Randy Logan (S), 1973	5
Jerry Norton (DB), 1954	5
Steve Van Buren (B), 1944	5
8. Roynell Young (CB), 1980	4
Brenard Wilson (S), 1979	4
10. Nate Allen (S), 2010, others with	3

## PUNT RETURNS

### MOST PUNT RETURNS, Season

1. DeSean Jackson, 2008	50
2. Evan Cooper, 1984	40
3. Bibbles Bawel, 1952	34
4. Bill Bradley, 1969	28
5. Damaris Johnson, 2012	26
Tommy McDonald, 1957	26
7. Allen Rossum, 1998	22
8. Jerry Norton, 1954	21
9. Bobby Morse, 1987	20
Billy Walik, 1970	20

### MOST PUNT RETURN YARDS, Season

1. DeSean Jackson, 2008	440
2. Damaris Johnson, 2012	291
3. Bibbles Bawel, 1952	261
4. Evan Cooper, 1984	250
5. Steve Van Buren, 1944	230
6. Dexter Wynn, 2004	194
7. Allen Rossum, 1998	187
8. Ernie Steele, 1942	184
9. Bill Bradley, 1969	181
10. Don Stevens, 1952	172

### BEST PUNT RETURN AVERAGE, Season

1. Pat McHugh, 1947, 10 returns	15.69
2. Steve Van Buren, 1944, 15	15.33
3. Damaris Johnson, 2012, 22	11.19
4. Dexter Wynn, 2004, 18	10.78
5. Don Stevens, 1952, 16	10.75
6. Jorrick Calvin, 2010, 12	10.42
7. Ken Keller, 1956, 15	9.73
8. Bosh Pritchard, 1942, 11	9.73
9. DeSean Jackson, 2008, 50	8.80
10. Allen Rossum, 1998, 22	8.50
11. Art Powell, 1959, 15	8.27
minimum 10 returns, since 1941	

## KICKOFF RETURNS

### MOST KICKOFF RETURNS, Season

1. Quintin Demps, 2008	52
2. Herman Hunter, 1985	48
3. Duce Staley, 1997	47
4. Brandon Boykin, 2012	45
5. Allen Rossum, 1998	44
6. J.R. Reed, 2004	33
7. Jorrick Calvin, 2010	32
8. Billy Walik, 1970	32
9. Dion Lewis, 2011	31
10. Ted Dean, 1960	26
Al Nelson, 1965	26

### MOST KICKOFF RETURN YARDS, Season

1. Quintin Demps, 2008	1,314
2. Duce Staley, 1997	1,139
3. Allen Rossum, 1998	1,080
4. Herman Hunter, 1985	1,047
5. Brandon Boykin, 2012	1,037
6. Billy Walik, 1970	805
7. J.R. Reed, 2004	761
8. Jorrick Calvin, 2010	692
9. Al Nelson, 1965	683
10. Dion Lewis, 2011	669

### BEST KICKOFF RETURN AVG, Season

<b>1. Josh Huff, 2014, 14 returns</b>	<b>29.64</b>
2. Tommy McDonald, 1957, 11	27.64
3. Israel Lang, 1964, 13	27.08
4. Art Powell, 1959, 14	27.07
5. Don Stevens, 1952, 16	27.06
6. Wilbert Montgomery, 1977, 23	26.91
7. Al Nelson, 1965, 26	26.27
8. Quintin Demps, 2008, 52	25.27
9. Billy Walik, 1970, 32	25.16
10. Allen Rossum, 1998, 44	24.55
minimum 10 returns, since 1941	

## KICKING

### MOST FIELD GOALS MADE, Season

<b>1. Cody Parkey, 2014</b>	<b>32</b>
2. Paul McFadden, 1984	30
3. Alex Henery, 2011	24
4. Tony Franklin, 1979	23
5. Mark Moseley, 1970	14

### MOST FIELD GOAL ATTEMPTS, Season

1. Paul McFadden, 1984	37
<b>2. Cody Parkey, 2014</b>	<b>36</b>
3. Tony Franklin, 1979	31
4. Alex Henery, 2011	27
5. Mark Moseley, 1970	25

### BEST FIELD GOAL PERCENTAGE, Season

<b>1. Cody Parkey, 2014, 32-36</b>	<b>88.9</b>
Alex Henery, 2011, 24-27	88.9
3. Paul McFadden, 1984, 30-37	81.1
4. Tony Franklin, 1979, 23-31	74.2
5. Mark Moseley, 1970, 14-25	56.0

### MOST KICKING POINTS, Season

<b>1. Cody Parkey, 2014</b>	<b>150</b>
2. Alex Henery, 2011	118
3. Paul McFadden, 1984	116
4. Tony Franklin, 1979	105
5. Mark Moseley, 1970	67

## PUNTING

### MOST PUNTS, Season

1. John Teltschik, 1986	108
2. Tom Hutton, 1995	85
3. Merritt Kersey, 1974	82
4. Max Runager, 1979	74
Bill Bradley, 1969	74

### MOST PUNTING YARDS, Season

1. John Teltschik, 1986	4,493
2. Tom Hutton, 1995	3,682
3. Sav Rocca, 2007	3,066
4. Merritt Kersey, 1974	2,959
5. Bill Bradley, 1969	2,942

### BEST GROSS PUNTING AVERAGE, Season

1. Tom Hutton, 1995, 85	43.32
2. Chas Henry, 2011, 66	42.88
3. Sav Rocca, 2007, 73	42.00
4. John Teltschik, 1986, 108	41.60
5. Bill Bradley, 1969, 74	39.76



# SUPERLATIVE PERFORMANCES BY ROOKIES



## 100-YARD RUSHING PERFORMANCES, ROOKIES

PLAYER (GAME)	DATE	YDS (ATT-LG-TD)
1. Bryce Brown vs. Panthers (L)	11/26/2012	178 (19-65t-2)
2. Bryce Brown at Cowboys (L)	12/2/2012	169 (24-39-2)
3. Correll Buckhalter vs. Cardinals (L)	10/7/2001	134 (21-37-0)
4. Steve Van Buren at Bk. Tigers (W)	11/5/1944	129 (12-70t-2)
5. Keith Byars vs. StL. Cardinals (T) OT	12/7/1986	127 (24-32-0)
6. Charlie Garner vs. Redskins (W)	10/9/1994	122 (28-12-0)
7. Don Johnson at Giants (L)	11/29/1953	121 (13-63t-1)
8. Ryan Moats vs. Giants (L) OT	12/11/2005	114 (11-40t-2)
9. Charlie Garner at 49ers (W)	10/2/1994	111 (16-28t-2)
10. Toy Ledbetter at Bal. Colts (W)	10/15/1950	107 (23-14-1)
11. Mike Hogan vs. Seahawks (W)	12/12/1976	104 (19-18-0)
Bosh Pritchard at Bk. Dodgers (W)	11/15/1942	104 (14-26-0)
13. Wilbert Montgomery vs. Jets (W)	12/18/1977	103 (22-27-2)
14. Mike Hogan vs. Redskins (L) OT	9/27/1976	100 (22-32-0)
Don Johnson vs. Bal.Colts (W)	11/15/1953	100 (11-66t-2)

## 100-YARD RECEIVING PERFORMANCES, ROOKIES

PLAYER (GAME)	DATE	YDS (REC. TD)
1. Don Looney at Redskins (L)	12/1/1940	180 (14, 0)
2. Hank Baskett vs. Falcons (W)	12/31/2006	177 (7, 1)
3. Jeremy Maclin at Cowboys (L)	1/9/2010 - NFC-WC	146 (7, 1)
4. Jeremy Maclin vs. Buccaneers (W)	10/11/2009	142 (6, 2)
Keith Jackson at Bears (L)	12/31/1988 - NFC-D	142 (7, 0)
6. Jordan Matthews vs. Panthers (W)	11/10/2014	138 (7, 2)
7. Don Looney at Cle. Rams (L)	9/22/1940	129 (8, 2)
8. Clyde Scott at Redskins (W)	11/13/1949	127 (4, 1)
9. Herman Hunter vs. LA Rams (W)	10/13/1985	120 (6, 1)
10. Fred Meyer at Redskins (L)	11/1/1942	119 (4, 0)
11. Bobby Walston at Giants (L)	10/21/1951	118 (6, 2)
12. Don Looney at Packers (L)	9/15/1940	115 (8, 1)
13. Fred Barnett vs. Vikings (W)	10/15/1990	114 (4, 1)
14. Charle Young (TE) at Cowboys (L)	11/18/1973	113 (4, 1)
15. Hank Baskett vs. Cowboys (W)	10/8/2006	112 (3, 1)
Fred Barnett at Bills (L)	12/2/1990	112 (2, 1)
Charle Young (TE) at 49ers (L)	12/2/1973	112 (6, 1)
18. DeSean Jackson at Cowboys (L)	9/15/2008	110 (6, 0)
19. Fred Barnett vs. Packers (W)	12/16/1990	108 (5, 0)
Charle Young (TE) vs. Patriots (W)	11/4/1973	108 (8, 2)
Pete Pihos vs. Packers (W)	12/14/1947	108 (4, 1)
22. Jordan Matthews at Packers (L)	11/16/2014	107 (5, 1)
23. DeSean Jackson vs. Rams (W)	9/7/2008	106 (6, 0)
24. Jordan Matthews at Giants (W)	12/28/2014	105 (8, 1)
25. Charle Young (TE) at Redskins (L)	12/16/1973	104 (5, 1)

## LONGEST RUSHING TDs, ROOKIES

PLAYER (GAME)	YARDS
1. Herman Hunter (11/24/1985 at Cowboys) . . . . .	74t
2. John Brewer (10/4/1952 vs. Giants) . . . . .	71t
3. Steve Van Buren (11/5/1944 at Brooklyn Tigers) . . . . .	70t
John Kusko (11/22/1936 vs. Bears) . . . . .	70t
5. LeSean McCoy (11/1/2009 vs. Giants) . . . . .	66t
Don Johnson (11/15/1953 vs. Baltimore Colts) . . . . .	66t
7. Bryce Brown (12/26/2012 vs. Panthers) . . . . .	65t
8. Don Johnson (11/29/1953 at Giants) . . . . .	63t
9. Ryan Moats (12/18/2005 at Rams) . . . . .	59t
10. Ken Keller (10/14/1956 at Steelers) . . . . .	51t

## LONGEST KICKOFF RETURNS, ROOKIES

PLAYER	DATE	YARDS
1. Josh Huff vs. Titans (W)	11/23/2014	107t
2. Quintin Demps at Ravens (L)	11/23/2008	100t
3. Wilbert Montgomery vs. Giants (W)	12/11/1977	99t
4. Steve Van Buren vs. Giants (T)	11/12/1944	97t
Bosh Pritchard at Redskins (L)	11/1/1942	97t
6. Art Powell vs. Giants (W)	10/4/1959	95
7. Andre Waters vs. Redskins (W)	11/18/1984	89t
8. Billy Walik at Packers (L)	10/25/1970	82
9. Jim Castiglia vs. Redskins (L)	10/19/1941	72
10. Al Nelson vs. StL. Cardinals (W)	9/19/1965	70

## LONGEST PUNT RETURNS, ROOKIES

PLAYER	DATE	YARDS
1. Damaris Johnson at Cowboys (L)	12/2/2012	98t
2. Clyde Scott at Steelers (W)	10/30/1949	70t
3. Pat McHugh at Boston Yanks (L)	11/23/1947	69t
4. DeSean Jackson vs. Redskins (L)	10/5/2008	68t
5. Bob Shann vs. Lions (L)	12/19/1965	63t
6. Ernie Steele at NY Giants (L)	10/11/1942	62
7. DeSean Jackson vs. Rams (W)	9/7/2008	60
8. Art Powell vs. Steelers (W)	10/11/1959	58t
9. Don Stevens vs. Redskins (W)	11/9/1952	56t
10. Steve Van Buren vs. Boston Yanks (W)	10/22/1944	55t
11. Bibbles Bawel at Giants (W)	10/26/1952	52t

## TOP PASSING PERFORMANCES, ROOKIES

PLAYER (GAME)	YARDS
1. Nick Foles (12/9/2012 at Buccaneers) . . . . .	381
2. Nick Foles (12/23/2012 vs. Redskins) . . . . .	345
3. Davey O'Brien (11/12/1939 vs. Packers) . . . . .	289
4. Davey O'Brien (11/19/1939 vs. Bears) . . . . .	260
5. Nick Foles (12/2/2012 at Cowboys) . . . . .	251

PLAYER (GAME)	COMPLETIONS
1. Nick Foles (12/23/2012 vs. Redskins) . . . . .	32
Nick Foles (12/9/2012 at Buccaneers) . . . . .	32
3. Mike Boryla (12/8/1974 at NY Giants) . . . . .	23
4. Nick Foles (12/2/2012 at Cowboys) . . . . .	22
Nick Foles (11/11/2012 vs. Cowboys) . . . . .	22

PLAYER (GAME)	TOUCHDOWNS
1. Donovan McNabb (1/2/2000 vs. StL. Rams) . . . . .	3
Sonny Jurgensen (11/24/1957 vs. Redskins) . . . . .	3

## LONGEST RECEIVING TDs, ROOKIES

PLAYER (GAME)	YARDS
1. Fred Barnett (12/2/1990 at Bills) . . . . .	95t
2. Hank Baskett (12/31/2006 vs. Falcons) . . . . .	89t
3. Hank Baskett (10/8/2006 vs. Cowboys) . . . . .	87t
4. Kenny Jackson (10/21/1984 vs. NY Giants) . . . . .	83t
5. Charle Young (11/18/1973 at Cowboys) . . . . .	80t
6. Mel Bleeker (10/22/1944 vs. Boston Yanks) . . . . .	75t
7. Glen Young (11/6/1983 vs. Cowboys) . . . . .	71t
8. Clyde Scott (11/13/1949 at Redskins) . . . . .	70t

# ALL-TIME 300-YARD PASSING PERFORMANCES



Date	Player/Opponent/Result	Att-Cmp-Yd-TD-INT			
10/11/15	Sam Bradford vs. Saints (W)	45-32-333-2-2	11/2/03	Donovan McNabb at Falcons (W)	33-21-312-1-0
9/14/15	Sam Bradford at Falcons (L)	52-36-336-1-2	9/9/01	Donovan McNabb vs. Rams (L)	48-32-312-2-1
12/20/14	Mark Sanchez at Redskins (L)	50-37-374-2-1	12/10/00	Donovan McNabb at Browns (W)	36-23-390-4-0
11/23/14	Mark Sanchez vs. Titans (W)	43-30-307-1-2	10/1/00	Donovan McNabb vs. Falcons (W)	44-30-311-2-1
11/16/14	Mark Sanchez at Packers (L)	44-26-346-2-2	11/30/97	Bobby Hoving vs. Bengals (W)	42-26-313-4-1
11/10/14	Mark Sanchez vs. Panthers (W)	37-20-332-2-0	11/24/96	Ty Detmer at Cardinals (L)	38-21-322-0-1
10/26/14	Nick Foles at Cardinals (L)	62-36-411-2-2	11/10/96	Ty Detmer vs. Bills (L)	44-26-315-2-1
9/21/14	Nick Foles vs. Redskins (W)	41-27-325-3-0	10/27/96	Ty Detmer vs. Panthers (W)	38-23-342-1-1
9/15/14	Nick Foles at Colts (W)	37-21-331-1-1	12/24/94	Bubby Brister at Bengals (L)	37-26-325-1-0
9/7/14	Nick Foles vs. Jaguars (W)	45-27-322-2-1	12/4/94	R. Cunningham vs. Cowboys (L)	46-29-327-2-1
12/15/13	Nick Foles at Vikings (L)	48-30-428-3-1	10/24/94	R. Cunningham vs. Oilers (W)	24-13-310-2-1
11/3/13	Nick Foles at Raiders (W)	28-22-406-7-0	9/12/94	R. Cunningham vs. Bears (W)	36-24-311-3-0
9/15/13	Michael Vick vs. Chargers (L)	36-23-428-2-0	9/4/94	R. Cunningham at Giants (L)	39-20-344-2-0
12/23/12	Nick Foles* vs. Redskins (L)	48-32-345-1-1	1/3/94	Bubby Brister at 49ers (W) OT	43-26-350-3-1
12/9/12	Nick Foles* at Buccaneers (W)	51-32-381-2-0	9/19/93	R. Cunningham vs. Redskins (W)	39-25-360-3-2
10/14/12	Michael Vick vs. Lions (L)	46-28-311-2-2	12/13/92	R. Cunningham at Seahawks (W) OT	44-27-365-0-1
9/16/12	Michael Vick vs. Ravens (W)	32-23-371-1-2	11/10/91	Jim McMahon at Browns (W)	43-26-341-3-1
9/9/12	Michael Vick at Browns (W)	56-29-317-2-4	12/18/89	R. Cunningham at Saints (L)	39-19-306-2-2
1/1/12	Michael Vick vs. Redskins (W)	39-24-335-3-1	10/2/89	R. Cunningham at Bears (L)	62-32-401-1-4
11/27/11	Vince Young vs. Patriots (L)	48-26-400-1-1	9/17/89	R. Cunningham at Redskins (W)	46-34-447-5-1
10/9/11	Michael Vick at Bills (L)	40-26-315-2-4	12/31/88	<u>R. Cunningham at Bears (L)</u>	54-27-407-0-3
10/2/11	Michael Vick vs. 49ers (L)	46-30-416-2-1	11/6/88	R. Cunningham vs. Rams (W)	39-22-323-3-0
12/2/10	Michael Vick vs. Texans (W)	33-22-302-2-1	10/10/88	R. Cunningham vs. Giants (W)	41-31-369-3-0
11/28/10	Michael Vick at Bears (L)	44-29-333-2-1	11/29/87	R. Cunningham at Patriots (W) OT	31-18-314-2-1
11/15/10	Michael Vick at Redskins (W)	28-20-333-4-0	10/11/87	Scott Tinsley at Cowboys (L)	34-24-338-3-0
10/17/10	Kevin Kolb vs. Falcons (W)	29-23-326-3-1	12/15/85	Ron Jaworski at Chargers (L)	48-29-334-1-3
12/27/09	Donovan McNabb vs. Broncos (W)	35-20-322-3-1	12/1/85	Ron Jaworski vs. Vikings (L)	42-23-320-2-1
12/20/09	Donovan McNabb vs. 49ers (W)	36-21-306-1-2	11/3/85	Ron Jaworski at 49ers (L)	48-24-394-1-3
11/15/09	Donovan McNabb at Chargers (L)	55-35-450-2-1	10/20/85	Ron Jaworski vs. Cowboys (W)	35-22-380-1-0
9/27/09	Kevin Kolb vs. Chiefs (W)	34-24-327-2-0	12/16/84	Joe Pisarcik at Falcons (L)	46-24-334-1-0
9/20/09	Kevin Kolb vs. Saints (L)	51-31-391-2-3	10/28/84	Ron Jaworski vs. Cardinals (L)	38-22-340-2-3
1/18/09	<u>Donovan McNabb at Cardinals (L)</u>	47-28-375-3-1	11/27/83	Ron Jaworski at Redskins (L)	36-19-333-3-1
1/4/09	<u>Donovan McNabb at Vikings (W)</u>	34-23-300-1-1	9/11/83	Ron Jaworski vs. Redskins (L)	37-24-326-1-2
11/16/08	Donovan McNabb at Bengals (T) OT	58-28-339-1-3	9/19/82	Ron Jaworski at Browns (W)	41-25-334-2-1
11/2/08	Donovan McNabb at Seahawks (W)	43-28-349-2-1	9/12/82	Ron Jaworski vs. Redskins (L) OT	38-27-371-2-0
9/7/08	Donovan McNabb vs. Rams (W)	33-21-361-3-0	10/18/81	Ron Jaworski at Vikings (L)	44-29-330-2-2
12/30/07	Donovan McNabb vs. Bills (W)	41-29-345-1-1	12/21/80	Ron Jaworski at Cowboys (L)	30-18-331-1-0
11/25/07	A.J. Feeley at Patriots (L)	42-27-345-3-3	11/9/80	Ron Jaworski at Saints (W)	32-21-323-3-0
10/28/07	Donovan McNabb at Vikings (W)	36-23-333-1-0	12/16/73	Roman Gabriel at Redskins (L)	39-22-302-1-1
9/23/07	Donovan McNabb vs. Lions (W)	26-21-381-4-0	12/2/73	Roman Gabriel at 49ers (L)	55-28-322-2-1
12/31/06	A.J. Feeley vs. Falcons (W)	33-22-321-3-0	10/14/73	Roman Gabriel at Cardinals (W)	45-29-379-3-0
12/4/06	Jeff Garcia vs. Panthers (W)	39-21-312-3-0	9/19/71	Pete Liske at Bengals (L)	40-20-301-2-3
10/22/06	Donovan McNabb at Buccaneers (L)	35-22-302-3-3	9/28/69	Norm Snead vs. Steelers (W)	30-22-335-5-1
10/8/06	Donovan McNabb vs. Cowboys (W)	33-18-354-2-0	11/19/67	Norm Snead vs. Saints (W)	27-19-309-4-2
9/17/06	Donovan McNabb vs. Giants (L) OT	45-27-350-2-0	10/22/67	Norm Snead at Cardinals (L)	32-16-321-2-2
9/10/06	Donovan McNabb at Texans (W)	35-24-314-3-1	9/17/67	Norm Snead vs. Redskins (W)	27-18-301-2-0
11/6/05	Donovan McNabb at Redskins (L)	35-22-304-1-1	12/5/65	Norm Snead vs. Cowboys (L)	43-20-320-0-1
10/2/05	Donovan McNabb at Chiefs (W)	48-33-369-3-1	11/14/65	Norm Snead vs. Redskins (W)	28-21-311-0-1
9/25/05	Donovan McNabb vs. Raiders (W)	52-30-365-2-1	11/7/65	Norm Snead at Browns (L)	36-18-362-3-2
9/18/05	Donovan McNabb vs. 49ers (W)	29-23-342-5-0	10/17/65	King Hill at Giants (L)	41-23-321-3-4
2/6/05	<u>Donovan McNabb vs. Patriots (L)</u>	51-30-357-3-3	12/13/64	Norm Snead at Cardinals (L)	31-15-301-3-2
12/5/04	Donovan McNabb vs. Packers (W)	43-32-464-5-0	10/13/63	Sonny Jurgensen at Redskins (W)	29-17-315-4-2
11/15/04	Donovan McNabb at Cowboys (W)	27-15-345-4-0	9/15/63	Sonny Jurgensen vs. Steelers (T)	26-16-322-3-2
10/24/04	Donovan McNabb at Browns (W) OT	43-28-376-4-1	12/16/62	Sonny Jurgensen at Cardinals (L)	34-15-419-5-3
9/26/04	Donovan McNabb at Lions (W)	42-29-356-2-0	11/25/62	Sonny Jurgensen vs. Cowboys (W)	21-13-342-1-2
9/12/04	Donovan McNabb vs. Giants (W)	36-26-330-4-0	9/23/62	Sonny Jurgensen vs. Giants (L)	57-33-396-1-3
11/16/03	Donovan McNabb vs. Giants (W)	30-24-314-2-0	12/17/61	Sonny Jurgensen at Lions (W)	42-27-403-3-2
			12/10/61	Sonny Jurgensen vs. Giants (L)	31-16-367-3-2

\* - denotes rookie

Underline - denotes playoff game

# ALL-TIME 300-YARD PASSING PERFORMANCES



<u>Date</u>	<u>Player/Opponent/Result</u>	<u>Att-Cmp-Yd-TD-INT</u>
10/1/61	Sonny Jurgensen vs. Cardinals (L)	36-24-399-3-2
11/16/58	Norm Van Brocklin vs. Cardinals(W)	29-19-318-2-1
10/1/55	Bobby Thomason vs. Redskins (L)	37-25-349-4-0
11/28/54	Adrian Burk vs. Redskins (W)	28-17-345-5-1
12/13/53	Bobby Thomason vs. Browns (W)	35-23-331-3-0
11/15/53	Bobby Thomason vs. Colts (W)	37-18-329-3-5
11/8/53	Bobby Thomason vs. Giants (W)	44-22-437-4-1
12/1/40	Davey O'Brien at Redskins (L)	60-33-316-1-0

\* - denotes rookie

Underline - denotes playoff game

## MOST 300-YARD PASSING GAMES, Career

1.	Donovan McNabb	30
2.	Randall Cunningham	13
3.	Ron Jaworski	12
4.	Michael Vick	10
	Sonny Jurgensen	10

\*includes playoff games

## MOST 300-YARD PASSING GAMES, Season

1.	Donovan McNabb (2004)	5
	Sonny Jurgensen (1961)	5
3.	<b>Mark Sanchez (2014)</b>	<b>4</b>
	Nick Foles (2014)	4
	Donovan McNabb (2006 and 2005)	4
	Randall Cunningham (1994)	4
	Ron Jaworski (1985)	4

\*regular season only

## CONSECUTIVE 300-YARD PASSING GAMES

1.	<b>Mark Sanchez (2014)</b>	<b>3</b>
	Nick Foles (2014)	3
	Michael Vick (2011-12)	3
	Donovan McNabb (2005)	3

## MOST 400-YARD PASSING GAMES, Career

1.	Nick Foles	3
	Michael Vick	3
	Randall Cunningham	3
	Sonny Jurgensen	3
5.	Donovan McNabb	2

\*includes playoff games

## MOST 400-YARD PASSING GAMES, Season

1.	Nick Foles (2013)	2
	Randall Cunningham (1989)	2
	Sonny Jurgensen (1961)	2

\*regular season only

## 100-100-300 PERFORMANCES IN SAME GAME

<u>Date</u>	<u>100-yd. Rusher (yards)</u>	<u>100-yd. Receiver (yards)</u>	<u>300-yd. Passer (yards)</u>
9/23/07 vs. Det.	Brian Westbrook (110)	Kevin Curtis (221), Brian Westbrook (111)	Donovan McNabb (381)
10/22/06 at TB	Brian Westbrook (101)	Brian Westbrook (113)	Donovan McNabb (302)
10/1/00 vs. Atl.	Brian Mitchell (105)	Torrance Small (122)	Donovan McNabb (311)
12/13/92 at Sea.	Herschel Walker (111)	Fred Barnett (161)	Randall Cunningham (365)
11/29/87 at NE	Anthony Toney (123)	Mike Quick (121)	Randall Cunningham (314)
11/7/65 at Cle.	Timmy Brown (186)	Pete Retzlaff (151)	Norm Snead (362)
11/25/62 vs. Dal.	Timmy Brown (107)	Pete Retzlaff (113), Tommy McDonald (108)	Sonny Jurgensen (342)
11/15/53 vs. Bal.	Don Johnson (100)	Pete Pihos (118), Bobby Walston (110)	Bobby Thomason (329)

# ALL-TIME 100-YARD RUSHING PERFORMANCES



Date	Player/Opponent/Result	Att-Yds-LG-TD		
10/19/15	DeMarco Murray vs. Giants (W)	22-109-21-1	11/17/02	Duce Staley vs. Cardinals (W)
9/27/15	Ryan Mathews at Jets (W)	25-108-27-0	10/28/02	Duce Staley vs. Giants (W)
11/27/14	LeSean McCoy at Cowboys (W)	25-159-38t-1	10/28/02	Donovan McNabb vs. Giants (W)
11/23/14	LeSean McCoy vs. Titans (W)	21-130-53-1	10/20/02	Duce Staley vs. Buccaneers (W)
11/2/14	LeSean McCoy at Texans (W)	24-117-26-0	10/6/02	Donovan McNabb at Jaguars (L)
10/12/14	LeSean McCoy vs. Giants (W)	22-149-28-0	11/18/01	Duce Staley at Cowboys (W)
12/29/13	LeSean McCoy at Cowboys (W)	27-131-20-0	11/11/01	Duce Staley vs. Vikings (W)
12/22/13	LeSean McCoy vs. Bears (W)	18-133-19-2	10/7/01	Correll Buckhalter* vs. Cardinals (L)
12/22/13	Bryce Brown vs. Bears (W)	9-115-65t-1	11/26/00	Donovan McNabb at Redskins (W)
12/8/13	LeSean McCoy vs. Lions (W)	29-217-57t-2	10/1/00	Brian Mitchell vs. Falcons (W)
11/10/13	LeSean McCoy at Packers (W)	25-155-30-0	9/3/00	Duce Staley at Cowboys (W)
10/13/13	LeSean McCoy at Buccaneers (W)	25-116-19-0	11/14/99	Duce Staley vs. Redskins (W)
9/19/13	LeSean McCoy vs. Chiefs (L)	20-158-41t-1	11/7/99	Duce Staley at Panthers (L)
9/9/13	LeSean McCoy at Redskins (W)	31-184-34t-1	10/17/99	Duce Staley at Bears (W)
12/2/12	Bryce Brown* at Cowboys (L)	24-169-39-2	10/10/99	Duce Staley vs. Cowboys (W)
11/26/12	Bryce Brown* vs. Panthers (L) - first start	19-178-65t-2	9/12/99	Duce Staley vs. Cardinals (L)
11/5/12	LeSean McCoy at Saints (L)	19-119-34-0	12/13/98	Duce Staley vs. Cardinals (L) OT
9/30/12	LeSean McCoy vs. Giants (W)	23-123-34-0	11/8/98	Charlie Garner vs. Lions (W)
9/9/12	LeSean McCoy at Browns (W)	20-110-22-0	12/21/97	Charlie Garner at Redskins (L)
12/18/11	LeSean McCoy vs. Jets (W)	18-102-33t-3	10/5/97	Ricky Watters vs. Redskins (W)
11/20/11	LeSean McCoy at Giants (W)	23-113-60-0	9/15/97	Ricky Watters at Cowboys (L)
10/30/11	LeSean McCoy vs. Cowboys (W)	30-185-34-2	12/1/96	Ricky Watters vs. Giants (W)
10/16/11	LeSean McCoy at Redskins (W)	28-126-21-1	11/3/96	Ricky Watters at Cowboys (W)
9/25/11	LeSean McCoy vs. Giants (L)	24-128-21-1	10/20/96	Ricky Watters vs. Dolphins (W)
9/11/11	LeSean McCoy at Rams (W)	15-122-49t-1	10/13/96	Ricky Watters at Giants (W)
12/19/10	Michael Vick (QB) at Giants (W)	10-130-35-1	9/22/96	Ricky Watters at Falcons (W)
12/12/10	LeSean McCoy at Cowboys (W)	16-149-56-0	9/15/96	Ricky Watters vs. Lions (W)
11/21/10	LeSean McCoy vs. Giants (W)	14-111-50t-1	12/10/95	Ricky Watters vs. Cowboys (W)
11/15/10	Jerome Harrison at Redskins (W)	11-109-50t-1	11/26/95	Ricky Watters at Redskins (W)
9/19/10	LeSean McCoy at Lions (W)	16-120-46t-3	10/15/95	Ricky Watters at Giants (W)
9/12/10	Michael Vick (QB) vs. Packers (L)	11-103-31-0	10/8/95	Ricky Watters vs. Redskins (W) OT
12/7/08	Brian Westbrook at Giants (W)	33-131-30t-1	10/8/95	Charlie Garner vs. Redskins (W) OT
11/27/08	Brian Westbrook vs. Cardinals (W)	22-110-17-2	10/9/94	Charlie Garner* vs. Redskins (W)
10/26/08	Brian Westbrook vs. Falcons (W)	22-167-39t-2	10/2/94	Charlie Garner* at 49ers (W)
12/23/07	Brian Westbrook at Saints (W)	17-100-21-0	1/3/93	<u>Heath Sherman at Saints (W)</u>
12/9/07	Brian Westbrook vs. Giants (L)	20-116-21-0	12/27/92	Herschel Walker vs. Giants (W)
11/18/07	Brian Westbrook vs. Dolphins (W)	32-148-36-0	12/13/92	Herschel Walker at Seahawks (W) OT
11/11/07	Brian Westbrook at Redskins (W)	20-100-13-1	12/6/92	Randall Cunningham vs. Vikings (W)
10/14/07	Brian Westbrook at Jets (W)	20-120-22-0	11/22/92	Heath Sherman at Giants (W)
9/30/07	Correll Buckhalter at Giants (L)	17-103-17-0	10/25/92	Herschel Walker vs. Cardinals (W)
9/23/07	Brian Westbrook vs. Lions (W)	14-110-25t-2	9/13/92	Herschel Walker at Cardinals (W)
1/13/07	<u>Brian Westbrook at Saints (L)</u>	13-116-62t-2	9/6/92	Herschel Walker vs. Saints (W)
1/7/07	<u>Brian Westbrook vs. Giants (W)</u>	20-141-49-1	11/12/90	Heath Sherman vs. Redskins (W)
12/25/06	Brian Westbrook at Cowboys (W)	26-122-16-0	11/4/90	Randall Cunningham vs. Patriots (W)
11/26/06	Brian Westbrook at Colts (L)	20-124-21-1	11/4/90	Heath Sherman vs. Patriots (W)
11/19/06	Brian Westbrook vs. Titans (L)	22-102-27-0	9/23/90	Anthony Toney at Rams (W)
11/12/06	Brian Westbrook vs. Redskins (W)	22-113-21-0	12/27/87	Keith Byars vs. Bills (W)
10/22/06	Brian Westbrook at Buccaneers (L)	13-101-23-0	11/29/87	Anthony Toney at Patriots (W) OT
9/24/06	Brian Westbrook at 49ers (W)	8-117-71t-2	12/7/86	Keith Byars* vs. Cardinals (T) OT
12/11/05	Ryan Moats* vs. Giants (L) OT	11-114-40t-2	11/16/86	Randall Cunningham vs. Lions (L)
11/27/05	Brian Westbrook vs. Packers (W)	20-120-27t-1	12/22/85	Earnest Jackson at Vikings (W)
10/3/04	Brian Westbrook at Bears (W)	22-119-29-0	11/17/85	Earnest Jackson at Cardinals (W)
9/12/04	Brian Westbrook vs. Giants (W)	17-119-50-0	10/13/85	Earnest Jackson vs. Cardinals (W)
1/11/04	<u>Donovan McNabb vs. Packers (W)</u>	11-107-41-0	12/9/84	Wilbert Montgomery vs. Patriots (W)
12/7/03	Correll Buckhalter vs. Cowboys (W)	13-115-64t-1	12/19/82	Wilbert Montgomery vs. Oilers (W)
10/26/03	Correll Buckhalter vs. Jets (W)	15-100-21-2	12/20/81	Wilbert Montgomery vs. Cardinals (W)
12/8/02	Duce Staley at Seahawks (W)	21-100-21t-1	12/6/81	Wilbert Montgomery at Redskins (L)
			11/22/81	Wilbert Montgomery vs. Giants (L)
				31-135-13-0
				24-126-23-0
				8-107-40t-1
				24-152-57-0
				12-100-26-1
				26-102-18-0
				17-146-44t-1
				21-134-37-0
				11-125-54-1
				2-105-85t-1
				26-201-60-1
				28-122-20t-1
				17-140-29-1
				23-101-26-0
				22-110-19-0
				21-111-24t-1
				30-141-30t-1
				16-129-40-1
				18-115-26-2
				31-104-13-2
				20-106-20-0
				29-104-11-0
				24-116-17-1
				25-173-49t-1
				27-110-11-0
				26-121-56t-2
				27-153-52-1
				33-112-15-1
				25-124-25-2
				30-122-14-1
				25-139-24-0
				9-120-55t-3
				28-122-12-0
				16-111-28t-2
				21-105-16-1
				16-104-38-0
				23-111-18-1
				12-121-30-2
				17-109-30t-1
				20-112-36-0
				28-115-20-0
				26-112-32-0
				35-124-22-0
				8-124-52t-1
				24-113-17-0
				24-103-20-0
				23-102-22-0
				24-123-36-1
				24-127-32-0
				14-110-20-0
				25-106-59-2
				34-162-51t-1
				27-103-13-0
				19-100-14-1
				17-147-90t-3
				13-108-41-1
				27-116-13-0
				25-102-24-0

\* - denotes rookie

Underline - denotes playoff game



# ALL-TIME 100-YARD RUSHING PERFORMANCES



<u>Date</u>	<u>Player/Opponent/Result</u>	<u>Att-Yds-LG-TD</u>			
10/25/81	Wilbert Montgomery vs. Buccaneers (W)	22-119-12-1	11/27/49	Steve Van Buren vs. Steelers (W)	27-205-41-0
9/17/81	Wilbert Montgomery at Bills (W)	27-125-15-0	11/20/49	Steve Van Buren vs. NY Bulldogs (W)	35-174-38-2
9/13/81	Wilbert Montgomery vs. Patriots (W)	18-137-41-0	10/30/49	Steve Van Buren at Steelers (W)	17-103-31-2
1/11/81	<u>Wilbert Montgomery vs. Cowboys (W)</u>	26-194-55-1	10/23/49	Bosh Pritchard vs. Redskins (W)	11-128-77-1
9/14/80	Wilbert Montgomery at Vikings (W)	20-169-72t-2	10/3/49	Steve Van Buren at Lions (W)	33-135-12-2
12/2/79	Wilbert Montgomery vs. Lions (W)	22-108-20-1	11/21/48	Steve Van Buren vs. Redskins (W)	29-171-21-1
11/25/79	Leroy Harris at Packers (W)	9-137-80-0	11/14/48	Steve Van Buren vs. Boston Yanks (W)	16-137-28-0
11/18/79	Wilbert Montgomery vs. Cardinals (W)	26-118-52-0	11/7/48	Steve Van Buren at Giants (W)	25-143-20-2
11/12/79	Wilbert Montgomery at Cowboys (W)	25-127-37t-1	10/31/48	Steve Van Buren at Steelers (W)	22-109-21-1
11/4/79	Wilbert Montgomery vs. Browns (L)	30-197-62t-1	11/2/47	Steve Van Buren at Redskins (W)	17-138-37-2
10/14/79	Wilbert Montgomery at Cardinals (W)	25-117-13-1	10/19/47	Steve Van Buren at Steelers (L)	21-133-45-0
10/7/79	Wilbert Montgomery vs. Redskins (W)	22-127-24-3	10/5/47	Steve Van Buren vs. Giants (W)	16-105-28-0
9/23/79	Wilbert Montgomery at Giants (W)	29-126-12-0	11/24/46	Steve Van Buren vs. Redskins (L)	25-130-58-0
12/17/78	Wilbert Montgomery vs. Giants (W)	25-130-47-2	12/9/45	Steve Van Buren vs. Boston Yanks (W)	22-100-29-3
12/17/78	Mike Hogan vs. Giants (W)	22-100-18-0	12/2/45	Steve Van Buren at Giants (L)	19-100-32-2
12/3/78	Wilbert Montgomery at Vikings (L)	24-115-36-1	11/18/45	Steve Van Buren vs. Steelers (W)	19-107-24-2
10/15/78	Wilbert Montgomery vs. Redskins (W)	25-125-24-1	11/11/45	Steve Van Buren vs. Giants (W)	19-129-28-2
10/1/78	Wilbert Montgomery at Colts (W)	25-144-14-1	11/5/44	Steve Van Buren* at Tigers (W)	12-129-70-2
9/24/78	Wilbert Montgomery vs. Dolphins (W)	25-111-12-0	11/28/43	Jack Hinkle at Redskins (W)	26-117-14-1
9/17/78	Wilbert Montgomery at Saints (W)	18-104-19-0	11/21/43	Jack Hinkle vs. Lions (W)	13-132-56-1
12/18/77	Wilbert Montgomery* vs. Jets (W)	22-103-27-2	11/15/42	Bosh Pritchard* at Dodgers (W)	14-104-26-0
10/9/77	Herb Lusk at Giants (W)	17-117-70-2	9/13/36	Swede Hanson vs. Giants (W)	15-107-NA-0
12/12/76	Tom Sullivan vs. Seahawks (W)	23-121-26-2	11/11/34	Swede Hanson vs. Dodgers (L)	17-118-NA-0
12/12/76	Mike Hogan* vs. Seahawks (W)	19-104-18-0	11/6/34	Swede Hanson vs. Reds (W)	18-190-NA-2
9/27/76	Mike Hogan* vs. Redskins (L) OT	22-100-32-0	9/16/34	Swede Hanson at Packers (L)	13-116-NA-1
11/25/73	Tom Sullivan vs. Giants (W)	32-156-27-1			
10/7/73	Tom Sullivan at Bills (L)	26-155-30-0			
10/7/73	Norm Bulaich at Bills (L)	13-104-20-0			
9/23/73	Tom Sullivan at Giants (T)	18-100-14-1			
12/21/69	Cyril Pinder at 49ers (L)	25-128-29-1			
12/7/69	Tom Woodeshick vs. Redskins (L)	20-102-21-0			
11/16/69	Tom Woodeshick vs. Rams (L)	25-130-21-1			
12/8/68	Tom Woodeshick vs. Saints (W)	18-122-30-1			
9/22/68	Tom Woodeshick vs. Giants (L)	15-129-54-1			
10/29/67	Tom Woodeshick vs. Cowboys (W)	20-101-26-1			
10/8/67	Tom Woodeshick at Falcons (W)	20-129-41-1			
12/18/66	Tom Woodeshick at Redskins (W)	27-105-21-2			
12/4/66	Jack Concannon vs. Steelers (W)	15-129-29-1			
10/23/66	Timmy Brown at Giants (W)	21-100-24-0			
9/18/66	Izzy Lang vs. Falcons (W)	16-114-39-1			
11/28/65	Timmy Brown at Cardinals (W)	18-180-43-1			
11/7/65	Timmy Brown at Browns (L)	16-186-54-1			
11/22/64	Earl Gros vs. Cardinals (L)	21-103-22-0			
11/15/64	Earl Gros at Cowboys (W)	16-118-47-0			
10/18/64	Ollie Matson at Giants (W)	19-100-54-2			
10/11/64	Timmy Brown at Redskins (L)	14-101-36-2			
10/4/64	Timmy Brown vs. Steelers (W)	16-116-33-0			
10/4/64	Earl Gros vs. Steelers (W)	19-129-47-0			
11/25/62	Timmy Brown vs. Cowboys (W)	17-107-22-2			
10/23/60	Clarence Peaks at Browns (W)	13-102-57-0			
11/1/59	Bill Barnes vs. Redskins (W)	13-163-61-1			
10/25/59	Bill Barnes at Cardinals (W)	23-111-22-2			
11/29/53	Don Johnson* at Giants (L)	13-121-63-1			
11/15/53	Don Johnson* vs. Colts (W)	11-100-66-2			
12/2/51	Frank Ziegler at Redskins (W)	20-136-28-0			
11/19/50	Frank Ziegler vs. Cardinals (L)	18-113-52-0			
11/12/50	Steve Van Buren at Redskins (W)	23-108-23-1			
10/15/50	Toy Ledbetter* at Colts (W)	23-107-14-1			
10/7/50	Frank Ziegler vs. Rams (W)	17-106-38-1			
12/18/49	<u>Steve Van Buren at Rams (W)</u>	31-196-49-0			

\* - denotes rookie

Underline - denotes playoff game

## MOST 100-YARD RUSHING GAMES, Career

1. Wilbert Montgomery..... 26
2. LeSean McCoy..... 23
3. Brian Westbrook..... 20
4. Steve Van Buren..... 19
5. Duce Staley..... 13

\*includes playoff games

## MOST 200-YARD RUSHING GAMES, Career

- 1t. LeSean McCoy, Duce Staley and Steve Van Buren .. 1

## MOST 100-YARD RUSHING GAMES, Season

1. Wilbert Montgomery (1981)..... 8
2. LeSean McCoy (2013)..... 7
- Wilbert Montgomery (1979)..... 7
4. LeSean McCoy (2011)..... 6
- Brian Westbrook (2007)..... 6
- Brian Westbrook (2006)..... 6
- Ricky Watters (1996)..... 6
- Wilbert Montgomery (1978)..... 6

\*regular season only

# ALL-TIME 100-YARD RECEIVING PERFORMANCES



<u>Date</u>	<u>Player/Opponent/Result</u>	<u>Yds (Rec, TD)</u>			
11/15/15	Brent Celek (TE) vs. Dolphins (L)	134 (4, 1)	11/2/08	Brent Celek (TE) at Seahawks (W)	131 (6, 0)
11/8/15	Jordan Matthews at Cowboys (W)	133 (9, 1)	9/15/08	DeSean Jackson* at Cowboys (L)	110 (6, 0)
9/14/15	Jordan Matthews at Falcons (L)	102 (10, 0)	9/7/08	Hank Baskett vs. Rams (W)	102 (2, 1)
12/28/14	Jordan Matthews* at Giants (W)	105 (8, 1)	9/7/08	DeSean Jackson* vs. Rams (W) - first start	106 (6, 0)
12/20/14	Zach Ertz (TE) at Redskins (L)	115 (15, 0)	9/7/08	Greg Lewis vs. Rams (W)	104 (5, 0)
11/27/14	Jeremy Maclin at Cowboys (W)	108 (8, 0)	12/2/07	Kevin Curtis vs. Seahawks (L)	111 (6, 1)
11/16/14	Jordan Matthews* at Packers (L)	107 (5, 1)	10/28/07	Reggie Brown at Vikings (W)	105 (8, 0)
11/10/14	Jordan Matthews* vs. Panthers (W)	138 (7, 2)	10/14/07	Kevin Curtis at Jets (W)	121 (5, 1)
11/10/14	Brent Celek (TE) vs. Panthers (W)	116 (5, 0)	9/23/07	Kevin Curtis vs. Lions (W)	221 (11, 3)
11/2/14	Jeremy Maclin at Texans (W)	158 (6, 2)	9/23/07	Brian Westbrook (RB) vs. Lions (W)	111 (5, 1)
10/26/14	Jeremy Maclin at Cardinals (L)	187 (12, 2)		Westbrook also 14-110-2TDs rushing	
9/21/14	Jeremy Maclin vs. Redskins (W)	154 (8, 1)	1/13/07	<u>Donté Stallworth at Saints (L)</u>	100 (3, 1)
9/15/14	Darren Sproles (RB) at Colts (W)	152 (7, 0)	12/31/06	Hank Baskett* vs. Falcons (W)	177 (7, 1)
12/15/13	DeSean Jackson at Vikings (L)	195 (10, 1)	12/4/06	Donté Stallworth vs. Panthers (W)	111 (4, 1)
11/10/13	Riley Cooper at Packers (W)	102 (3, 2)	11/12/06	Donté Stallworth vs. Redskins (W)	139 (6, 1)
11/3/13	DeSean Jackson at Raiders (W)	150 (5, 1)	10/22/06	Brian Westbrook (RB) at Bucs (L)	113 (7, 1)
11/3/13	Riley Cooper at Raiders (W)	139 (5, 3)		Westbrook also 13-101-0TDs rushing	
10/13/13	Riley Cooper at Buccaneers (W)	120 (4, 1)	10/15/06	Reggie Brown at Saints (W)	121 (6, 1)
10/6/13	DeSean Jackson at Giants (W)	132 (7, 1)	10/8/06	Hank Baskett* vs. Cowboys (W)	112 (3, 1)
9/15/13	DeSean Jackson vs. Chargers (L)	193 (9, 1)	9/24/06	Reggie Brown at 49ers (W)	106 (5, 0)
9/15/13	LeSean McCoy (RB) vs. Chargers (L)	114 (5, 0)	9/17/06	L.J. Smith (TE) vs. Giants (L) OT	111 (7, 0)
9/9/13	DeSean Jackson at Redskins (W)	104 (7, 1)	9/10/06	Donté Stallworth at Texans (W)	141 (6, 1)
12/23/12	Jeremy Maclin vs. Redskins (L)	116 (8, 1)	10/30/05	Terrell Owens at Broncos (L)	154 (3, 1)
12/9/12	Jason Avant at Buccaneers (W)	133 (7, 0)	10/2/05	Terrell Owens at Chiefs (W)	171 (11, 1)
12/9/12	Jeremy Maclin at Buccaneers (W)	104 (9, 1)	9/25/05	Brian Westbrook (RB) vs. Raiders (W)	140 (6, 1)
11/5/12	DeSean Jackson at Saints (L)	100 (3, 1)	9/18/05	L.J. Smith (TE) vs. 49ers (W)	119 (9, 1)
10/14/12	Jeremy Maclin vs. Lions (L)	130 (6, 1)	9/18/05	Terrell Owens vs. 49ers (W)	143 (5, 2)
9/16/12	Brent Celek (TE) vs. Ravens (W)	157 (8, 0)	9/12/05	Terrell Owens at Falcons (L)	112 (7, 0)
9/16/12	DeSean Jackson vs. Ravens (W)	114 (7, 0)	2/6/05	<u>Terrell Owens vs. Patriots (L)</u>	122 (9, 0)
1/1/12	Jeremy Maclin vs. Redskins (W)	105 (8, 0)	12/5/04	Terrell Owens vs. Packers (W)	161 (8, 1)
12/18/11	Brent Celek (TE) vs. Jets (W)	156 (5, 1)	12/5/04	Brian Westbrook (RB) vs. Packers (W)	156 (11, 3)
11/27/11	Jason Avant vs. Patriots (L)	110 (8, 1)	11/21/04	Todd Pinkston vs. Redskins (W)	106 (5, 0)
10/16/11	Jeremy Maclin at Redskins (W)	101 (5, 0)	11/15/04	Terrell Owens at Cowboys (W)	134 (6, 3)
10/9/11	Jason Avant at Bills (L)	139 (9, 0)	10/31/04	Terrell Owens vs. Ravens (W)	101 (8, 1)
10/2/11	DeSean Jackson vs. 49ers (L)	171 (6, 0)	10/24/04	Terrell Owens at Browns (W) OT	109 (4, 2)
9/18/11	Jeremy Maclin at Falcons (L)	171 (13, 2)	10/24/04	Todd Pinkston at Browns (W) OT	100 (6, 0)
9/11/11	DeSean Jackson at Rams (W)	102 (6, 1)	10/17/04	Terrell Owens vs. Panthers (W)	123 (4, 0)
12/12/10	DeSean Jackson at Cowboys (W)	210 (4, 1)	10/3/04	Terrell Owens at Bears (W)	110 (8, 1)
11/21/10	Jeremy Maclin vs. Giants (W)	120 (9, 0)	9/26/04	Terrell Owens at Lions (W)	107 (6, 1)
11/7/10	DeSean Jackson vs. Colts (W)	109 (7, 1)	12/21/03	Todd Pinkston vs. 49ers (L) OT	121 (5, 1)
10/17/10	Jeremy Maclin vs. Falcons (W)	159 (7, 2)	9/22/02	Antonio Freeman vs. Cowboys (W)	118 (6, 1)
10/3/10	LeSean McCoy (RB) vs. Redskins (L)	110 (12, 0)	9/16/02	James Thrash at Redskins (W)	107 (6, 1)
9/26/10	DeSean Jackson at Jaguars (W)	153 (5, 1)	12/30/01	James Thrash vs. Giants (W)	143 (7, 1)
9/19/10	DeSean Jackson at Lions (W)	135 (4, 1)	12/22/01	Duce Staley (RB) at 49ers (L)	103 (9, 0)
1/9/10	<u>Jeremy Maclin* at Cowboys (L)</u>	146 (7, 1)	9/23/01	James Thrash at Seahawks (W)	165 (10, 2)
12/27/09	Brent Celek (TE) vs. Broncos (W)	121 (4, 1)	12/10/00	Chad Lewis (TE) at Browns (W)	100 (5, 0)
12/20/09	DeSean Jackson vs. 49ers (W)	140 (6, 1)	10/1/00	Torrance Small vs. Falcons (W)	122 (4, 1)
12/13/09	DeSean Jackson at Giants (W)	178 (6, 1)	10/31/99	Torrance Small vs. Giants (L) OT	119 (4, 1)
11/22/09	DeSean Jackson at Bears (W)	107 (8, 1)	11/30/97	Irving Fryar vs. Bengals (W)	122 (7, 0)
11/15/09	Jason Avant at Chargers (L)	156 (8, 0)	11/23/97	Irving Fryar vs. Steelers (W)	116 (7, 1)
10/11/09	Jeremy Maclin* vs. Buccaneers (W)	142 (6, 2)	11/10/97	Irving Fryar vs. 49ers (L)	138 (9, 0)
9/27/09	DeSean Jackson vs. Chiefs (W)	149 (6, 1)	10/12/97	Irving Fryar at Jaguars (L)	124 (10, 3)
9/27/09	Brent Celek (TE) vs. Chiefs (W)	104 (8, 1)	9/28/97	Irving Fryar at Vikings (L)	120 (9, 1)
9/20/09	Brent Celek (TE) vs. Saints (L)	104 (8, 0)	9/7/97	Irving Fryar vs. Packers (W)	125 (8, 0)
9/20/09	DeSean Jackson vs. Saints (L)	101 (4, 1)	8/31/97	Michael Timpson at Giants (L)	125 (9, 0)
1/18/09	<u>Kevin Curtis at Cardinals (L)</u>	122 (4, 0)	11/24/96	Irving Fryar at Cardinals (L)	131 (7, 0)
12/15/08	Jason Avant vs. Browns (W)	101 (5, 0)	11/17/96	Chris T. Jones vs. Redskins (L)	103 (7, 1)
			11/3/96	Irving Fryar at Cowboys (W)	120 (9, 1)

\* - denotes rookie

Underline - denotes playoff game

# ALL-TIME 100-YARD RECEIVING PERFORMANCES



Date	Player/Opponent/Result	Yds (Rec, TD)			
12/30/95	<u>Fred Barnett vs. Lions (W)</u>	109 (8, 1)	9/2/84	Mike Quick at Giants (L)	147 (8, 1)
12/17/95	Calvin Williams vs. Cardinals (W)	105 (7, 1)	12/18/83	Harold Carmichael at Cardinals (L)	102 (5, 0)
11/12/95	Fred Barnett vs. Broncos (W)	105 (7, 0)	11/27/83	Melvin Hoover at Redskins (L)	128 (4, 0)
12/24/94	Calvin Williams at Bengals (L)	122 (6, 0)	11/27/83	Mike Quick at Redskins (L)	104 (5, 2)
11/6/94	Fred Barnett vs. Cardinals (W)	173 (11, 2)	11/6/83	Mike Quick vs. Cowboys (L)	120 (7, 1)
10/24/94	Fred Barnett vs. Oilers (W)	187 (5, 1)	10/2/83	Mike Quick at Falcons (W)	122 (4, 1)
10/2/94	Calvin Williams at 49ers (W)	122 (9, 0)	9/25/83	Mike Quick vs. Cardinals (L)	133 (6, 0)
9/12/94	Fred Barnett vs. Bears (W)	102 (8, 0)	9/18/83	Mike Quick at Broncos (W)	152 (6, 1)
1/3/94	James Joseph (RB) at 49ers (W) OT	109 (6, 0)	9/11/83	Mike Quick vs. Redskins (L)	106 (4, 1)
12/19/93	Calvin Williams at Colts (W)	105 (6, 1)	9/11/83	Harold Carmichael vs. Redskins (L)	108 (9, 0)
12/12/93	Herschel Walker (RB) vs. Bills (L)	109 (11, 0)	11/28/82	Harold Carmichael at Redskins (L)	109 (6, 1)
11/28/93	Herschel Walker (RB) at Redskins (W)	103 (10, 0)	9/19/82	Harold Carmichael at Browns (W)	100 (6, 0)
9/19/93	Calvin Williams vs. Redskins (W)	181 (8, 3)	11/8/81	Harold Carmichael at Cardinals (W)	103 (5, 2)
1/3/93	<u>Fred Barnett at Saints (W)</u>	102 (4, 2)	11/1/81	Harold Carmichael vs. Cowboys (L)	151 (5, 1)
12/13/92	Fred Barnett at Seahawks (W) OT	161 (9, 0)	10/18/81	Harold Carmichael at Vikings (L)	109 (8, 1)
9/20/92	Fred Barnett vs. Broncos (W)	102 (5, 1)	10/18/81	Wilbert Montgomery (RB) at Vikings (L)	143 (10, 1)
9/20/92	Calvin Williams vs. Broncos (W)	108 (5, 2)	12/14/80	Charles Smith vs. Cardinals (W)	134 (7, 0)
9/13/92	Fred Barnett at Cardinals (W)	193 (8, 2)	11/9/80	Charles Smith at Saints (W)	137 (9, 0)
11/17/91	Fred Barnett vs. Bengals (W)	108 (6, 0)	11/2/80	Charles Smith at Seahawks (W)	109 (5, 1)
11/10/91	Fred Barnett at Browns (W)	146 (8, 1)	9/28/80	Harold Carmichael at Cardinals (L)	108 (5, 0)
9/22/91	Roy Green vs. Steelers (W)	114 (6, 0)	9/7/80	Harold Carmichael vs. Broncos (W)	135 (3, 1)
9/15/91	Fred Barnett at Cowboys (W)	111 (7, 1)	12/23/79	<u>Harold Carmichael vs. Bears (W)</u>	111 (6, 2)
9/1/91	Keith Byars (RB) at Packers (W)	111 (8, 1)	9/10/79	Harold Carmichael vs. Falcons (L)	127 (9, 0)
1/5/91	<u>Keith Jackson (TE) vs. Redskins (L)</u>	116 (5, 0)	12/24/78	<u>Charlie Smith at Falcons (L)</u>	108 (7, 0)
12/16/90	Fred Barnett* vs. Packers (W)	108 (5, 0)	12/3/78	Harold Carmichael at Vikings (L)	115 (4, 2)
12/2/90	Fred Barnett* at Bills (L)	112 (2, 1)	11/19/78	Harold Carmichael at Giants (W)	105 (5, 0)
11/25/90	Keith Byars (RB) vs. Giants (W)	128 (8, 0)	10/29/78	Harold Carmichael vs. Cardinals (L)	126 (7, 1)
10/15/90	Fred Barnett* vs. Vikings (W)	114 (4, 1)	10/22/78	Keith Krepfle (TE) at Cowboys (L)	100 (4, 1)
9/30/90	Keith Byars (RB) vs. Colts (L)	133 (12, 0)	10/30/77	Harold Carmichael at Redskins (L)	116 (4, 1)
12/18/89	Keith Byars (RB) at Saints (L)	109 (6, 0)	11/9/75	Charles Smith vs. Cardinals (L)	102 (7, 0)
10/2/89	Cris Carter at Bears (L)	113 (8, 0)	12/8/74	Charle Young (TE) at Giants (W)	103 (9, 1)
9/17/89	Keith Byars (RB) at Redskins (W)	130 (8, 0)	11/17/74	Charle Young (TE) vs. Cardinals (L)	101 (7, 0)
9/17/89	Keith Jackson (TE) at Redskins (W)	126 (12, 3)	12/16/73	Harold Carmichael at Redskins (L)	111 (4, 0)
9/10/89	Mike Quick vs. Seahawks (W)	140 (6, 1)	12/16/73	Charle Young* (TE) at Redskins (L)	104 (5, 1)
12/31/88	<u>Keith Byars (RB) at Bears (L)</u>	103 (9, 0)	12/9/73	Harold Carmichael vs. Jets (W)	146 (5, 1)
12/31/88	<u>Keith Jackson* (TE) at Bears (L)</u>	142 (7, 0)	12/2/73	Charle Young* (TE) at 49ers (L)	112 (6, 1)
10/10/88	Cris Carter vs. Giants (W)	162 (5, 1)	11/18/73	Charle Young* (TE) at Cowboys (L)	113 (4, 1)
9/18/88	Mike Quick at Redskins (L)	105 (4, 1)	11/11/73	Harold Carmichael vs. Falcons (L)	105 (6, 1)
12/20/87	Mike Quick at Jets (W)	148 (6, 2)	11/4/73	Charle Young* (TE) vs. Patriots (W)	108 (8, 2)
11/29/87	Mike Quick at Patriots (W) OT	121 (5, 2)	10/14/73	Harold Carmichael at Cardinals (W)	187 (12, 2)
10/18/87	Otis Grant at Packers (L) OT	135 (7, 0)	9/30/73	Norm Bulaich vs. Redskins (L)	109 (6, 1)
10/11/87	Kevin Bowman at Cowboys (L)	123 (5, 1)	9/23/73	Harold Carmichael at Giants (T)	103 (5, 1)
12/7/86	Mike Quick vs. Cardinals (T) OT	127 (5, 0)	12/17/72	Harold Carmichael at Cardinals (L)	100 (5, 1)
11/30/86	Mike Quick at Raiders (W) OT	145 (8, 3)	11/26/72	Harold Jackson at Giants (L)	152 (5, 1)
9/21/86	Kenny Jackson vs. Broncos (L)	127 (5, 1)	10/2/72	Harold Jackson vs. Giants (L)	138 (9, 0)
12/1/85	Mike Quick vs. Vikings (L)	127 (8, 1)	9/24/72	Harold Jackson vs. Browns (L)	131 (7, 1)
11/10/85	Mike Quick vs. Falcons (W)	145 (3, 1)	9/17/72	Harold Jackson at Cowboys (L)	161 (9, 0)
11/3/85	Mike Quick at 49ers (L)	146 (6, 1)	12/19/71	Harold Jackson at Giants (W)	145 (7, 1)
10/27/85	Mike Quick vs. Bills (W)	117 (8, 1)	12/12/71	Harold Jackson vs. Cardinals (W)	109 (4, 1)
10/20/85	Kenny Jackson vs. Cowboys (W)	134 (6, 1)	11/28/71	Ben Hawkins vs. Redskins (L)	126 (7, 0)
10/13/85	Herman Hunter* (RB) vs. Cardinals (W)	120 (6, 1)	11/21/71	Harold Jackson at Cardinals (W)	117 (8, 1)
10/6/85	John Spagnola (TE) at Saints (L)	124 (12, 2)	9/19/71	Ben Hawkins at Bengals (L)	118 (7, 2)
12/16/84	Mike Quick at Falcons (L)	135 (7, 1)	11/1/70	Ben Hawkins at Cowboys (L)	105 (2, 1)
12/2/84	John Spagnola (TE) vs. Cowboys (L)	114 (11, 0)	10/11/70	Harold Jackson at Giants (L)	194 (7, 2)
11/25/84	Mike Quick at Cardinals (L)	107 (8, 1)	12/7/69	Ben Hawkins vs. Redskins (L)	112 (4, 0)
11/4/84	Mike Quick at Lions (T) OT	110 (5, 1)	11/30/69	Gary Ballman at Saints (L)	119 (4, 1)
10/28/84	Mike Quick vs. Cardinals (L)	170 (6, 1)	11/23/69	Harold Jackson at Cardinals (W)	127 (8, 0)
			11/9/69	Harold Jackson at Redskins (T)	112 (8, 0)

\* - denotes rookie

Underline - denotes playoff game

# ALL-TIME 100-YARD RECEIVING PERFORMANCES



<u>Date</u>	<u>Player/Opponent/Result</u>	<u>Yds (Rec, TD)</u>			
10/26/69	Harold Jackson vs. Saints (W)	105 (6, 0)	10/1/61	Tommy McDonald vs. Cardinals (L)	187 (11, 0)
10/19/69	Harold Jackson at Cowboys (L)	107 (3, 1)	10/1/61	Bobby Walston vs. Cardinals (L)	127 (2, 0)
10/13/69	Harold Jackson at Colts (L)	138 (8, 1)	12/18/60	Tommy McDonald at Redskins (W)	116 (2, 2)
10/5/69	Gary Ballman vs. Cowboys (L)	108 (5, 0)	12/18/60	Timmy Brown (RB) at Redskins (W)	128 (5, 1)
9/28/69	Ben Hawkins vs. Steelers (W)	145 (7, 4)	12/18/60	Pete Retzlaff at Redskins (W)	110 (5, 1)
11/10/68	Fred Hill (TE) vs. Redskins (L)	114 (9, 0)	12/11/60	Timmy Brown (RB) at Steelers (L)	112 (3, 1)
10/27/68	Ben Hawkins at Steelers (L)	108 (7, 0)	12/4/60	Pete Retzlaff at Cardinals (W)	123 (5, 1)
10/6/68	Ben Hawkins at Redskins (L)	105 (6, 1)	11/20/60	Bobby Walston at Giants (W)	119 (6, 0)
9/29/68	Ben Hawkins vs. Cowboys (L)	103 (6, 0)	11/6/60	Tommy McDonald vs. Steelers (W)	141 (8, 3)
12/3/67	Ben Hawkins at Redskins (T)	151 (5, 2)	10/9/60	Pete Retzlaff vs. Cardinals (W)	132 (7, 2)
10/22/67	Ben Hawkins at Cardinals (L)	197 (6, 1)	12/6/59	Tommy McDonald at Redskins (W)	153 (9, 3)
10/15/67	Ben Hawkins vs. 49ers (L)	150 (6, 1)	11/15/59	Pete Retzlaff vs. Cardinals (W)	137 (5, 1)
10/1/67	Ben Hawkins vs. Steelers (W)	187 (8, 2)	10/25/59	Tommy McDonald at Cardinals (W)	122 (3, 2)
9/17/67	Gary Ballman vs. Redskins (W)	105 (4, 2)	10/4/59	Tommy McDonald vs. Giants (W)	133 (6, 3)
9/17/67	Ben Hawkins vs. Redskins (W)	100 (5, 0)	12/14/58	Tommy McDonald at Redskins (L)	148 (4, 0)
9/25/66	Pete Retzlaff (TE) vs. Giants (W)	120 (5, 1)	11/16/58	Bill Barnes (RB) vs. Cardinals (W)	109 (7, 0)
12/5/65	Ray Poage vs. Cowboys (L)	142 (5, 1)	10/26/58	Pete Retzlaff at Packers (L)	121 (6, 0)
12/5/65	Pete Retzlaff (TE) vs. Cowboys (L)	118 (6, 0)	10/14/56	Bobby Walston at Steelers (W)	108 (4, 1)
11/28/65	Pete Retzlaff (TE) at Cardinals (W)	148 (9, 3)	9/30/56	Bobby Walston at Rams (L)	115 (5, 0)
11/14/65	Pete Retzlaff (TE) vs. Redskins (W)	204 (7, 0)	12/11/55	Pete Pihos at Bears (L)	114 (11, 0)
11/7/65	Pete Retzlaff (TE) at Browns (L)	151 (7, 3)	12/4/55	Pete Pihos vs. Cardinals (W)	127 (10, 1)
10/17/65	Pete Retzlaff (TE) at Giants (L)	133 (6, 1)	11/27/55	Pete Pihos vs. Rams (L)	103 (6, 1)
9/26/65	Timmy Brown (RB) vs. Giants (L)	106 (8, 0)	11/13/55	Bill Stribling vs. Browns (W)	123 (6, 2)
9/19/65	Timmy Brown (RB) vs. Cardinals (W)	129 (7, 1)	11/6/55	Pete Pihos at Redskins (L)	119 (8, 1)
12/13/64	Pete Retzlaff (TE) at Cardinals (L)	106 (6, 1)	12/12/54	Pete Pihos vs. Giants (W)	119 (8, 1)
11/29/64	Pete Retzlaff (TE) at Browns (L)	100 (5, 1)	11/28/54	Jerry Williams (RB) vs. Redskins (W)	163 (6, 1)
11/8/64	Pete Retzlaff (TE) at Rams (L)	105 (6, 0)	11/7/54	Dom Moselle (RB) vs. Cardinals (W)	100 (7, 1)
10/25/64	Bill Mack at Steelers (W)	104 (3, 1)	10/23/54	Pete Pihos at Steelers (L)	111 (7, 1)
10/4/64	Timmy Brown (RB) vs. Steelers (W)	110 (2, 2)	10/17/54	Pete Pihos at Redskins (W)	132 (9, 3)
	Brown also 16-116-OTDs rushing		10/3/54	Jerry Williams (RB) at Cardinals (W)	166 (5, 1)
9/20/64	Pete Retzlaff (TE) vs. 49ers (L)	121 (8, 1)	10/3/54	Bobby Walston at Cardinals (W)	110 (5, 3)
9/13/64	Pete Retzlaff (TE) vs. Giants (W)	139 (6, 1)	11/21/53	Pete Pihos vs. Cardinals (W)	113 (7, 0)
10/13/63	Tommy McDonald at Redskins (W)	139 (8, 2)	11/15/53	Pete Pihos vs. Colts (W)	118 (7, 1)
10/6/63	Pete Retzlaff (TE) vs. Cowboys (W)	107 (4, 0)	11/15/53	Bobby Walston vs. Colts (W)	110 (7, 0)
9/15/63	Tommy McDonald vs. Steelers (T)	179 (7, 2)	11/8/53	Bobby Walston vs. Giants (W)	176 (8, 2)
12/16/62	Tommy McDonald at Cardinals (L)	162 (4, 3)	11/8/53	Pete Pihos vs. Giants (W)	145 (7, 2)
12/16/62	Timmy Brown (RB) at Cardinals (L)	199 (5, 2)	10/25/53	Pete Pihos at Cardinals (W)	156 (8, 1)
12/9/62	Pete Retzlaff (TE) vs. Steelers (L)	122 (7, 2)	10/10/53	Bobby Walston at Browns (L)	110 (4, 0)
12/2/62	Pete Retzlaff (TE) at Redskins (W)	135 (8, 1)	12/7/52	Bud Grant vs. Dallas Texans (W)	203 (11, 2)
11/25/62	Tommy McDonald vs. Cowboys (W)	108 (3, 1)	11/30/52	Bud Grant at Cardinals (L)	186 (8, 1)
11/25/62	Pete Retzlaff (TE) vs. Cowboys (W)	113 (4, 0)	11/23/52	Bobby Walston at Browns (W)	121 (4, 1)
10/28/62	Timmy Brown (RB) at Vikings (L)	174 (5, 1)	10/12/52	Bud Grant vs. Steelers (W)	111 (5, 1)
10/21/62	Howard Cassady vs. Redskins (L)	133 (8, 2)	9/28/52	Bud Grant at Steelers (W)	135 (4, 1)
10/14/62	Tommy McDonald at Cowboys (L)	131 (7, 0)	10/21/51	Bobby Walston* at Giants (L)	118 (6, 2)
9/30/62	Tommy McDonald vs. Browns (W)	140 (6, 1)	10/22/50	Jack Ferrante at Steelers (W)	118 (5, 0)
9/23/62	Timmy Brown (RB) vs. Giants (L)	160 (9, 1)	10/15/50	Jack Ferrante at Colts (W)	103 (6, 0)
9/16/62	Pete Retzlaff (TE) vs. Cardinals (L)	126 (4, 0)	10/7/50	Jack Ferrante vs. Rams (W)	101 (4, 2)
12/17/61	Pete Retzlaff at Lions (W)	105 (9, 1)	11/13/49	Clyde Scott* (RB) at Redskins (W)	127 (4, 1)
12/10/61	Tommy McDonald vs. Giants (L)	237 (7, 2)	12/12/48	Jack Ferrante vs. Lions (W)	184 (7, 3)
11/26/61	Tommy McDonald vs. Cowboys (W)	131 (5, 3)	11/28/48	Pete Pihos vs. Steelers (W)	112 (7, 1)
11/5/61	Tommy McDonald vs. Bears (W)	109 (6, 1)	11/7/48	Pete Pihos at Giants (W)	128 (5, 2)
10/29/61	Tommy McDonald at Redskins (W)	141 (7, 1)	12/14/47	Pete Pihos* vs. Packers (W)	108 (4, 1)
10/29/61	Pete Retzlaff at Redskins (W)	125 (7, 2)	11/11/45	Jack Ferrante vs. Giants (W)	135 (5, 2)
			10/28/45	Jack Ferrante vs. Browns (W)	101 (5, 1)

\* - denotes rookie

Underline - denotes playoff game



# ALL-TIME 100-YARD RECEIVING PERFORMANCES



<u>Date</u>	<u>Player/Opponent/Result</u>	<u>Yds (Rec, TD)</u>
12/5/43	Tony Bova vs. Packers (L)	106 (3, 2)
11/1/42	Fred Meyer* at Redskins (L)	119 (4, 0)
12/1/40	Don Looney* at Redskins (L)	180 (14, 0)
10/26/40	Lester McDonald vs. Brook. Dodg. (L)	102 (6, 0)
9/22/40	Don Looney* at Rams (L)	129 (8, 2)
9/15/40	Don Looney* at Packers (L)	115 (8, 1)
11/19/39	Herschel Ramsey at Bears (L)	131 (8, 1)
9/11/38	Joe Carter vs. Redskins (L)	116 (6, 2)
11/14/37	Joe Carter at Packers (L)	139 (6, 1)

\* - denotes rookie

Underline - denotes playoff game

## MOST 100-YARD RECEIVING GAMES, Career

1.	Pete Retzlaff	23
2.	Harold Carmichael	21
	Mike Quick	21
4.	DeSean Jackson	20
5.	Tommy McDonald	17
6.	Fred Barnett	15
7.	Jeremy Maclin	14
	Pete Pihos	14
9.	Ben Hawkins	13
	Harold Jackson	13
*includes playoff games		

## MOST 150-YARD RECEIVING GAMES, Career

1.	DeSean Jackson	7
2.	Jeremy Maclin	5
	Tommy McDonald	5
4.	Ben Hawkins	4
	Fred Barnett	4

## MOST 200-YARD RECEIVING GAMES, Career

1.	DeSean Jackson	1
	Kevin Curtis	1
	Pete Retzlaff	1
	Tommy McDonald	1
	Bud Grant	1

## MOST 100-YARD RECEIVING GAMES, Season

1.	Terrell Owens (2004)	7
2.	Irving Fryar (1997)	6
	Mike Quick (1983)	6
4.	(nine times) last by DeSean Jackson (2013)	5
*regular season only		

# ALL-TIME MULTI-SACK PERFORMANCES



<u>Date</u>	<u>Player/Opponent/Result</u>	<u>Sacks</u>			
11/26/15	Vinny Curry at Lions (L)	2.0	9/17/06	Trent Cole vs. Giants (L)	2.0
11/8/15	Brandon Graham at Cowboys (W)	2.0	9/17/06	Mike Patterson vs. Giants (L)	1.5
10/19/15	Vinny Curry vs. Giants (W)	1.5	9/10/06	Trent Cole at Texans (W)	2.0
10/11/15	Fletcher Cox vs. Saints (W)	3.0	11/20/05	Jevon Kearse at Giants (L)	2.5
11/23/14	Connor Barwin vs. Titans (W)	2.0	11/20/05	Trent Cole* at Giants (L)	2.0
11/23/14	Trent Cole vs. Titans (W)	2.0	11/14/05	Trent Cole* vs. Cowboys (L)	2.0
11/10/14	Brandon Graham vs. Panthers (W)	1.5	9/12/05	Brian Dawkins at Falcons (L)	1.5
11/10/14	Connor Barwin vs. Panthers (W)	3.5	9/12/05	Darwin Walker at Falcons (L)	1.5
10/12/14	Vinny Curry vs. Giants (W)	2.0	1/23/05	<u>Derrick Burgess vs. Falcons (W)</u>	2.0
10/12/14	Connor Barwin vs. Giants (W)	3.0	12/5/04	Corey Simon vs. Packers (W)	2.0
10/5/14	Connor Barwin vs. Rams (W)	2.0	12/5/04	Darwin Walker vs. Packers (W)	2.0
12/22/13	Trent Cole vs. Bears (W)	3.0	11/28/04	Corey Simon at Giants (W)	2.0
12/22/13	Mychal Kendricks vs. Bears (W)	2.0	11/7/04	Sam Rayburn at Steelers (L)	2.0
12/1/13	Brandon Graham vs. Cardinals (W)	2.0	10/31/04	Jevon Kearse vs. Ravens (W)	2.0
12/1/13	Trent Cole vs. Cardinals (W)	2.0	9/26/04	Jevon Kearse at Lions (W)	3.0
11/17/13	Trent Cole vs. Redskins (W)	2.0	11/16/03	Darwin Walker vs. Giants (W)	1.5
12/13/12	Brandon Graham vs. Bengals (L)	2.5	12/21/02	N.D. Kalu at Cowboys (W)	2.0
12/13/12	Fletcher Cox* vs. Bengals (L)	1.5	12/8/02	Brandon Whiting at Seahawks (W)	2.0
12/2/12	Brandon Graham at Cowboys (L)	1.5	12/1/02	N.D. Kalu vs. Rams (W)	3.0
9/23/12	Jason Babin at Cardinals (L)	1.5	12/1/02	Hugh Douglas vs. Rams (W)	2.0
12/18/11	Jason Babin vs. Jets (W)	3.0	11/3/02	Hugh Douglas at Bears (W)	2.0
12/11/11	Jason Babin at Dolphins (W)	3.0	10/20/02	Carlos Emmons vs. Buccaneers (W)	2.0
12/11/11	Trent Cole at Dolphins (W)	3.0	12/9/01	Derrick Burgess at Chargers (W)	2.0
12/1/11	Jason Babin at Seahawks (L)	2.0	11/29/01	Corey Simon at Chiefs (W)	2.0
10/30/11	Jason Babin vs. Cowboys (W)	2.0	11/25/01	Corey Simon vs. Redskins (L)	2.0
10/2/11	Jason Babin vs. 49ers (L)	3.0	11/18/01	Troy Vincent at Cowboys (W)	1.5
9/18/11	Cullen Jenkins at Falcons (L)	2.0	11/11/01	Hugh Douglas vs. Vikings (W)	2.5
9/11/11	Jason Babin at Rams (W)	2.0	11/4/01	Hugh Douglas vs. Cardinals (W)	2.0
11/28/10	Trent Cole at Bears (L)	2.0	9/23/01	Brandon Whiting at Seahawks (W)	2.0
10/17/10	Trent Cole vs. Falcons (W)	2.0	12/31/00	<u>Hugh Douglas vs. Buccaneers (W)</u>	2.0
9/26/10	Trent Cole at Jaguars (W)	2.0	11/19/00	Brian Dawkins vs. Cardinals (W)	2.0
9/26/10	Trevor Laws at Jaguars (W)	2.0	11/19/00	Jeremiah Trotter vs. Cardinals (W)	2.0
9/12/10	Juqua Parker vs. Packers (L)	2.0	11/19/00	Corey Simon vs. Cardinals (W)	1.5
12/20/09	Trent Cole vs. 49ers (W)	2.0	11/5/00	Brandon Whiting vs. Cowboys (W)	1.5
12/13/09	Darren Howard at Giants (W)	2.0	10/22/00	Hugh Douglas vs. Bears (W)	1.5
10/26/09	Trent Cole at Redskins (W)	2.0	10/8/00	Hugh Douglas vs. Redskins (L)	2.0
9/13/09	Darren Howard at Panthers (W)	2.0	9/24/00	Corey Simon at Saints (W)	2.0
12/28/08	Chris Clemons vs. Cowboys (W)	2.0	9/17/00	Hugh Douglas at Packers (L)	2.5
11/16/08	Trent Cole at Bengals (T)	2.0	9/3/00	Hugh Douglas at Cowboys (W)	2.0
11/16/08	Darren Howard at Bengals (T)	2.0	1/2/00	Tyrone Williams vs. Rams (W)	2.0
11/2/08	Darren Howard at Seahawks (W)	1.5	12/19/99	Mike Mamula vs. Patriots (W)	3.0
9/21/08	Juqua Parker vs. Steelers (W)	2.5	10/31/99	Greg Jefferson vs. Giants (L)	1.5
9/21/08	Darren Howard vs. Steelers (W)	2.0	11/22/98	Bill Johnson at Giants (L)	1.5
9/21/08	Omar Gaither vs. Steelers (W)	1.5	11/15/98	Hugh Douglas at Redskins (L)	1.5
12/9/07	Trent Cole vs. Giants (L)	2.0	11/8/98	Hugh Douglas vs. Lions (W)	2.5
10/28/07	Trent Cole at Vikings (W)	2.0	10/18/98	Hugh Douglas at Chargers (L)	4.5
9/23/07	Trent Cole vs. Lions (W)	3.5	10/11/98	Hollis Thomas vs. Redskins (W)	2.0
9/23/07	Brodrick Bunkley vs. Lions (W)	2.0	10/11/98	Hugh Douglas vs. Redskins (W)	1.5
9/23/07	Juqua Parker vs. Lions (W)	2.0	10/11/98	Al Wallace vs. Redskins (W)	1.5
9/9/07	Trent Cole at Packers (L)	1.5	12/14/97	Greg Jefferson at Falcons (L)	2.0
1/13/07	<u>Darwin Walker at Saints (L)</u>	2.0	11/2/97	Hollis Thomas at Cardinals (L)	1.5
12/31/06	Matt McCoy vs. Falcons (W)	2.0	10/26/97	Rhett Hall vs. Cowboys (W)	3.5
12/31/06	Juqua Parker vs. Falcons (W)	2.0	10/26/97	William Thomas vs. Cowboys (W)	2.0
11/19/06	Trent Cole vs. Titans (L)	1.5	9/15/97	Bobby Taylor at Cowboys (L)	2.0
10/8/06	Darwin Walker vs. Cowboys (W)	3.0	12/22/96	William Fuller vs. Cardinals (W)	3.0
10/8/06	Darren Howard vs. Cowboys (W)	2.0	12/1/96	William Fuller vs. Giants (W)	2.0
9/17/06	Jevon Kearse vs. Giants (L)	2.5	11/24/96	William Thomas at Cardinals (L)	2.0
			10/13/96	Mike Mamula at Giants (W)	2.5

\* - denotes rookie

Underline - denotes playoff game

# ALL-TIME MULTI-SACK PERFORMANCES



<u>Date</u>	<u>Player/Opponent/Result</u>	<u>Sacks</u>			
9/1/96	Mike Mamula at Redskins (W)	2.0	10/15/90	Jessie Small vs. Vikings (W)	2.0
12/17/95	William Fuller vs. Cardinals (L)	2.0	9/30/90	Reggie White vs. Colts (L)	3.0
12/10/95	William Fuller vs. Cowboys (W)	1.5	9/16/90	Mike Pitts vs. Phoenix Cardinals (L)	2.0
12/3/95	William Fuller at Seahawks (L)	2.0	9/16/90	Reggie White vs. Phoenix Cardinals (L)	2.0
12/3/95	Kevin Johnson at Seahawks (L)	2.0	12/18/89	Jerome Brown at Saints (L)	2.0
11/19/95	Mike Mamula vs. Giants (W)	3.0	10/29/89	Clyde Simmons at Broncos (W)	3.5
11/19/95	Andy Harmon vs. Giants (W)	2.0	10/29/89	Reggie White at Broncos (W)	1.5
10/29/95	William Fuller vs. Rams (W)	2.0	10/22/89	Seth Joyner vs. LA Raiders (W)	2.0
10/29/95	Andy Harmon vs. Rams (W)	2.0	10/15/89	Jerome Brown at Phoenix Cardinals (W)	2.5
10/15/95	Andy Harmon at Giants (W)	2.0	10/8/89	Reggie White vs. Giants (W)	2.0
10/15/95	Kevin Johnson at Giants (W)	2.0	9/24/89	Reggie White vs. 49ers (L)	2.5
10/8/95	Andy Harmon vs. Redskins (W)	3.0	9/24/89	Mike Pitts vs. 49ers (L)	2.0
10/1/95	Mike Mamula at Saints (W)	2.0	9/24/89	Clyde Simmons vs. 49ers (L)	2.0
12/18/94	Mike Flores vs. Giants (L)	2.0	9/17/89	Jerome Brown at Redskins (W)	2.0
12/4/94	William Fuller at Cowboys (L)	1.5	9/10/89	Clyde Simmons vs. Seahawks (W)	2.0
11/6/94	Andy Harmon vs. Cardinals (W)	2.0	12/18/88	Reggie White at Cowboys (W)	2.0
10/24/94	William Thomas vs. Oilers (W)	2.0	12/10/88	Reggie White at Phoenix Cardinals (W)	2.0
9/18/94	Bill Romanowski vs. Packers (W)	1.5	11/27/88	Clyde Simmons vs. Phoenix Cardinals (W)	2.5
9/12/94	William Fuller vs. Bears (W)	2.0	11/6/88	Reggie White vs. LA Rams (W)	2.0
1/3/94	Andy Harmon vs. 49ers (W)	3.0	10/30/88	Reggie White vs. Falcons (L)	2.0
12/26/93	Clyde Simmons vs. Saints (W)	2.0	10/10/88	Reggie White vs. Giants (W)	2.5
12/6/93	Andy Harmon at Cowboys (L)	2.5	10/2/88	Clyde Simmons vs. Oilers (W)	2.0
11/28/93	Mike Flores at Redskins (W)	2.0	9/25/88	Reggie White at Vikings (L)	4.0
10/31/93	Andy Harmon vs. Cowboys (L)	2.0	12/27/87	Reggie White vs. Bills (W)	2.0
9/19/93	Clyde Simmons vs. Redskins (W)	2.0	12/20/87	Reggie White at Jets (W)	2.0
12/27/92	Clyde Simmons vs. Giants (W)	1.5	12/6/87	Reggie White at Giants (L)	2.0
12/13/92	Clyde Simmons at Seahawks (W)	2.0	11/29/87	Mike Pitts at Patriots (W)	2.0
12/13/92	Reggie White at Seahawks (W)	2.0	11/29/87	Reggie White at Patriots (W)	2.0
12/6/92	Andy Harmon vs. Vikings (W)	2.5	11/22/87	Reggie White vs. St. Louis Rams (L)	2.0
11/29/92	Mike Pitts at 49ers (L)	2.0	11/15/87	Reggie White vs. Giants (L)	3.0
11/22/92	Reggie White at Giants (W)	3.5	11/1/87	Jerome Brown at St. Louis Rams (W)	2.0
11/22/92	Clyde Simmons at Giants (W)	3.0	11/1/87	Reggie White at St. Louis Rams (W)	2.0
11/8/92	Clyde Simmons vs. LA Raiders (W)	1.5	10/25/87	Reggie White vs. Cowboys (W)	2.5
11/8/92	Reggie White vs. LA Raiders (W)	1.5	10/18/87	Fred Smalls at Packers (L)	2.5
10/11/92	Clyde Simmons at Chiefs (L)	2.0	10/18/87	Ray Phillips at Packers (L)	1.5
10/5/92	Reggie White vs. Cowboys (W)	2.0	9/20/87	Clyde Simmons vs. Saints (W)	1.5
9/20/92	Clyde Simmons vs. Broncos (W)	1.5	9/20/87	Reggie White vs. Saints (W)	1.5
9/13/92	Clyde Simmons at Phoenix Cardinals (W)	3.0	12/14/86	Reggie White at Cowboys (W)	3.0
12/22/91	Reggie White vs. Redskins (W)	2.0	12/7/86	Reggie White vs. St. Louis Rams (T)	2.0
12/8/91	Clyde Simmons at Giants (W)	2.0	11/30/86	Reggie White at LA Raiders (W)	4.0
12/2/91	Seth Joyner at Oilers (W)	2.0	11/23/86	Ken Clarke at Seahawks (L)	2.0
11/17/91	Clyde Simmons vs. Bengals (W)	2.0	11/9/86	Greg Brown vs. Giants (L)	2.0
11/17/91	Reggie White vs. Bengals (W)	2.0	11/2/86	Reggie White at St. Louis Rams (L)	4.0
11/4/91	Clyde Simmons vs. Giants (W)	1.5	10/5/86	Garry Cobb at Falcons (W)	4.0
11/4/91	Reggie White vs. Giants (W)	1.5	9/7/86	Ken Clarke at Redskins (L)	2.0
10/6/91	Wes Hopkins at Buccaneers (L)	2.0	12/22/85	Garry Cobb at Vikings (W)	2.0
9/22/91	Clyde Simmons vs. Steelers (W)	2.0	12/22/85	Reggie White at Vikings (W)	2.0
9/15/91	Clyde Simmons at Cowboys (W)	4.5	12/22/85	Reggie Wilkes at Vikings (W)	2.0
9/15/91	Jerome Brown at Cowboys (W)	2.5	12/8/85	Ray Ellis vs. Redskins (L)	2.0
9/15/91	Mike Golic at Cowboys (W)	2.0	11/17/85	Reggie White at St. Louis Rams (W)	3.0
9/1/91	Reggie White at Packers (W)	3.0	11/10/85	Ken Clarke vs. Falcons (W)	2.0
12/29/90	Seth Joyner at Phoenix Cardinals (W)	2.0	11/10/85	Reggie White vs. Falcons (W)	2.0
12/16/90	Clyde Simmons vs. Packers (W)	1.5	10/13/85	Greg Brown vs. St. Louis Rams (W)	3.0
12/16/90	Reggie White vs. Packers (W)	1.5	10/6/85	Greg Brown at Saints (L)	1.5
11/18/90	Clyde Simmons at Falcons (W)	2.0	10/6/85	Ken Clarke at Saints (L)	1.5
11/12/90	Reggie White vs. Redskins (W)	2.0	9/29/85	Reggie White vs. Giants (L)	2.5
11/4/90	Seth Joyner vs. Patriots (W)	2.0	9/29/85	Ken Clarke vs. Giants (L)	1.5
			12/16/84	Greg Brown at Falcons (L)	4.0

\* - denotes rookie

Underline - denotes playoff game

# ALL-TIME MULTI-SACK PERFORMANCES



<u>Date</u>	<u>Player/Opponent/Result</u>	<u>Sacks</u>
12/16/84	Ken Clarke at Falcons (L)	2.0
12/16/84	Byron Darby at Falcons (L)	2.0
12/9/84	Byron Darby vs. Patriots (W)	1.5
12/9/84	Dennis Harrison vs. Patriots (W)	1.5
12/2/84	Greg Brown vs. Cowboys (L)	1.5
11/25/84	Dennis Harrison at St. Louis Rams (L)	1.5
11/4/84	Ken Clarke at Lions (T)	3.0
10/21/84	Dennis Harrison vs. Giants (W)	2.0
10/21/84	Greg Brown vs. Giants (W)	1.5
10/14/84	Ken Clarke vs. Colts (W)	2.0
10/14/84	Dennis Harrison vs. Colts (W)	2.0
9/30/84	Greg Brown at Redskins (L)	2.0
12/18/83	Greg Brown at St. Louis Rams (L)	2.5
11/20/83	Greg Brown vs. Giants (L)	2.0
11/13/83	Dennis Harrison at Bears (L)	3.0
10/9/83	Dennis Harrison at Giants (W)	2.0
10/2/83	Dennis Harrison at Falcons (W)	3.0
9/25/83	Carl Hairston at St. Louis Rams (L)	2.0
9/25/83	Joel Williams at St. Louis Rams (L)	1.5
12/26/82	Greg Brown at Cowboys (W)	2.0
12/26/82	Dennis Harrison at Cowboys (W)	1.5
12/19/82	Carl Hairston vs. Oilers (W)	2.0
12/11/82	Dennis Harrison at Giants (L)	2.0
12/5/82	Dennis Harrison vs. St. Louis Rams (L)	2.0
11/28/82	Dennis Harrison at Redskins (L)	2.0

\* - denotes rookie

Underline - denotes playoff game

## MOST MULTI-SACK GAMES, Career

1.	Reggie White	38
2.	Clyde Simmons	22
3.	Trent Cole	20
4.	Hugh Douglas	13
5.	Dennis Harrison	11

\*includes playoff games

## MOST MULTI-SACK GAMES, Season

1.	Reggie White (1987)	9
2.	Clyde Simmons (1992)	7
3.	Jason Babin (2011)	6
	Reggie White (1988)	6
5.	Hugh Douglas (2000)	5
	Clyde Simmons (1991)	5

\*regular season only

## MOST 3-SACK GAMES, Career

1.	Reggie White	9
2.	Clyde Simmons	4
3.	Trent Cole	3
	Jason Babin	3
5.	<b>Connor Barwin</b> , four other players tied with	2

\*includes playoffs

## MOST 3-SACK GAMES, Season

1.	Jason Babin (2011)	3
	Reggie White (1986)	3
3.	<b>Connor Barwin (2014)</b>	2
	Dennis Harrison (1983)	2
	Clyde Simmons (1992)	2

\*regular season only

## MOST CONSECUTIVE MULTI-SACK GAMES

1.	Reggie White (1987)	4
2.	Jason Babin (2011)	3
	William Fuller (1995)	3
	Andy Harmon (1995)	3
	Dennis Harrison (1982)	3
	Reggie White (1986)	3



# MULTI-INTERCEPTION PERFORMANCES SINCE 1960



Date	Player/Opponent/Result	INTs			
9/9/12	Dominique Rodgers-Cromartie at Browns (W)	2	11/7/71	Bill Bradley at Redskins (T)	2
9/9/12	Kurt Coleman at Browns (W)	2	10/31/71	Bill Bradley vs. Broncos (W)	2
10/16/11	Kurt Coleman at Redskins (W)	3	9/26/71	Bill Bradley vs. Cowboys (L)	2
11/21/10	Asante Samuel vs. Giants (W)	2	11/8/70	Adrian Young vs. Dolphins (W)	2
11/15/10	Dimitri Patterson at Redskins (W)	2	12/21/69	Joe Scarpati at 49ers (L)	2
11/7/10	Asante Samuel vs. Colts (W)	2	10/13/69	Nate Ramsey at Baltimore Colts (L)	2
11/29/09	Asante Samuel vs. Redskins (W)	2	11/17/68	Al Nelson at Giants (L)	2
10/11/09	Asante Samuel vs. Buccaneers (W)	2	10/29/67	Ron Medved vs. Cowboys (W)	2
9/13/09	Sheldon Brown at Panthers (W)	2	10/23/66	Joe Scarpati at Giants (W)	3
10/8/06	Lito Sheppard vs. Cowboys (W)	2	9/18/66	Joe Scarpati vs. Falcons (W)	2
10/2/05	Sheldon Brown at Chiefs (W)	2	12/12/65	Jim Nettles at Steelers (W)	3
10/17/04	Lito Sheppard vs. Panthers (W)	2	12/12/65	Joe Scarpati at Steelers (W)	2
12/8/02	Bobby Taylor at Seahawks (W)	2	11/28/65	Nate Ramsey at St. Louis Rams (W)	3
1/12/02	<u>Damon Moore vs. Buccaneers (W)</u>	2	11/28/65	Al Nelson at St. Louis Rams (W)	2
12/16/01	Brian Dawkins at Redskins (W)	2	12/13/64	Nate Ramsey at St. Louis Rams (L)	2
9/24/00	Troy Vincent at Saints (W)	2	12/1/63	Dave Lloyd at Steelers (T)	2
12/19/99	Troy Vincent vs. Patriots (W)	2	10/13/63	Don Burroughs at Redskins (W)	2
12/14/96	Michael Zordich at Jets (W)	2	12/9/62	Ben Scotti vs. Steelers (L)	2
9/22/96	William Thomas at Falcons (W)	2	10/6/62	Don Burroughs at Steelers (L)	2
12/17/95	William Thomas vs. Cardinals (W)	2	12/3/61	Don Burroughs at Steelers (W)	3
10/15/95	William Thomas at Giants (W)	2	12/3/61	Chuck Bednarik at Steelers (W)	2
12/26/93	Eric Allen vs. Saints (W)	2	11/27/60	Don Burroughs vs. Giants (W)	2
10/17/93	Mark McMillian at Giants (L)	2	10/16/60	Gene Johnson vs. Lions (W)	2
1/3/93	<u>Eric Allen at Saints (W)</u>	2	10/9/60	Don Burroughs vs. St. Louis Rams (W)	2
11/8/92	Eric Allen vs. LA Raiders (W)	2	9/30/60	Chuck Weber at Cowboys (W)	3
11/17/91	Wes Hopkins vs. Bengals (W)	2			
9/15/91	Rich Miano at Cowboys (W)	2	* - denotes rookie		
12/23/90	Eric Allen vs. Cowboys (W)	2	<u>Underline</u> - denotes playoff game		
12/18/88	Wes Hopkins at Cowboys (W)	2			
11/20/88	Terry Hoage at Giants (W)	2			
9/4/88	Terry Hoage at Buccaneers (W)	2			
9/20/87	Elbert Foules vs. Saints (W)	2			
12/21/86	Roynell Young vs. Redskins (L)	2			
9/14/86	Andre Waters at Bears (L)	2			
10/20/85	Wes Hopkins vs. Cowboys (W)	2			
12/2/84	Wes Hopkins vs. Cowboys (L)	2			
12/19/82	Roynell Young vs. Oilers (W)	2			
12/20/81	Herman Edwards vs. St. Louis Rams (W)	2			
9/17/81	Brenard Wilson at Bills (W)	2			
1/3/81	<u>Herman Edwards vs. Vikings (W)</u>	2			
1/3/81	<u>Roynell Young vs. Vikings (W)</u>	2			
9/22/80	Herman Edwards vs. Giants (W)	2			
11/4/79	Herman Edwards vs. Browns (L)	2			
10/14/79	Randy Logan at St. Louis Rams (W)	2			
12/17/78	Herman Edwards vs. Giants (W)	2			
9/17/78	Deac Sanders at Saints (W)	2			
12/4/77	Randy Logan at Cowboys (L)	2			
11/6/77	Deac Sanders vs. Saints (W)	2			
10/9/77	Deac Sanders at Giants (W)	2			
12/21/75	Frank LeMaster at Redskins (W)	2			
12/21/75	Artimus Parker at Redskins (W)	2			
11/30/75	Bill Bergey vs. 49ers (W)	2			
10/5/75	Bill Bradley vs. Redskins (W)	2			
11/5/72	Bill Bradley vs. St. Louis Rams (T)	2			
10/8/72	Bill Bradley at Redskins (L)	2			
12/12/71	Leroy Keyes vs. St. Louis Rams (W)	2			
11/21/71	Bill Bradley at St. Louis Rams (W)	2			

## MOST MULTI-INT GAMES, Career

1. Bill Bradley . . . . . 7
  2. Don Burroughs . . . . . 5
  3. Herman Edwards . . . . . 5
  4. Asante Samuel, Eric Allen . . . . . 4
  5. Wes Hopkins, Joe Scarpati . . . . . 4
- \*includes playoff games

## MOST MULTI-INT GAMES, Season

1. Bill Bradley (1971) . . . . . 4
  2. eight times, last by Asante Samuel (2010) . . . . . 2
- \*regular season only

## MOST 3-INT GAMES, Career

1. Kurt Coleman . . . . . 1
  2. Don Burroughs . . . . . 1
  3. Jim Nettles . . . . . 1
  4. Nate Ramsey . . . . . 1
  5. Joe Scarpati . . . . . 1
  6. Chuck Weber . . . . . 1
- \*includes playoffs

## CONSECUTIVE MULTI-INT GAMES

1. Bill Bradley (1971) . . . . . 2

# ALL-TIME INTERCEPTION RETURNS FOR TDS



Date	Player/Opponent/Result	Yards			
11/8/15	Jordan Hicks* at Cowboys (W)	67	9/29/74	Joe Lavender vs. Baltimore Colts (W)	37
10/19/15	Nolan Carroll vs. Giants (W)	17	12/9/73	John Outlaw vs. Jets (W)	45
11/10/14	Bradley Fletcher vs. Panthers (W)	34	12/19/71	Al Nelson at Giants (W)	19
9/28/14	Malcolm Jenkins at 49ers (L)	53	10/19/69	Bill Bradley* at Cowboys (L)	56
12/22/13	Brandon Boykin vs. Bears (W)	54	10/13/69	Nate Ramsey at Baltimore Colts (L)	26
11/13/11	Asante Samuel vs. Cardinals (L)	20	9/21/69	Joe Scarpati vs. Browns (L)	34
11/15/10	Dimitri Patterson at Redskins (W)	40	12/10/67	Joe Scarpati at Cowboys (L)	67
12/6/09	Sheldon Brown at Falcons (W)	83	10/8/67	Don Hultz at Falcons (W)	16
10/26/09	Will Witherspoon at Redskins (W)	9	11/20/66	Jim Nettles at 49ers (W)	34
1/4/09	<u>Asante Samuel at Vikings (W)</u>	44	12/12/65	Jim Nettles* at Steelers (W)	56
12/15/08	Asante Samuel vs. Browns (W)	50	12/12/65	George Tarasovic at Steelers (W)	40
10/12/08	Juqua Parker at 49ers (W)	55	12/12/65	Maxie Baughan at Steelers (W)	33
12/17/06	Trent Cole at Giants (W)	19	12/6/64	Joe Scarpati* vs. Cowboys (W)	24
12/10/06	Michael Lewis at Redskins (W)	84	10/25/64	Irv Cross at Steelers (W)	94
11/12/06	Sheldon Brown vs. Redskins (W)	70	11/10/63	Lee Roy Caffey* at Giants (L)	87
10/8/06	Lito Sheppard vs. Cowboys (W)	102	10/13/57	Jimmy Harris* at Browns (L)	65
10/2/05	Sheldon Brown at Chiefs (W)	40	10/5/57	Jerry Norton vs. Giants (L)	99
11/15/04	Lito Sheppard at Cowboys (W)	101	10/14/56	Eddie Bell at Steelers (W)	28
10/17/04	Lito Sheppard vs. Panthers (W)	64	11/13/55	Bibbles Bawel vs. Browns (W)	40
10/5/03	ND Kalu vs. Redskins (W)	15	10/15/55	Bibbles Bawel at Steelers (L)	42
1/11/03	<u>Bobby Taylor vs. Falcons (W)</u>	39	12/12/54	Jerry Norton* vs. Giants (W)	69
12/21/02	Shawn Barber at Cowboys (W)	80	11/15/53	Chuck Bednarik vs. Baltimore Colts (W)	26
12/1/02	Bobby Taylor vs Rams (W)	23	12/14/52	Mike Jarmoluk at Redskins (L)	45
1/12/02	<u>Damon Moore vs. Buccaneers (W)</u>	59	12/7/52	Vic Sears vs. Dallas Texans (W)	9
11/18/01	Jeremiah Trotter at Cowboys (W)	50	11/2/52	Russ Craft at Packers (L)	32
11/18/01	William Hampton at Cowboys (W)	33	10/29/50	Joe Muha vs. Redskins (W)	19
11/19/00	Mike Caldwell vs. Cardinals (W)	26	10/22/50	Norm Willey* at Steelers (W)	41
9/3/00	Jeremiah Trotter at Cowboys (W)	27	9/24/50	Frank Reagan at Chicago Cardinals (W)	46 (lateral)
1/2/00	Mike Mamula vs. Rams (W)	41	12/4/49	Joe Muha at Giants (W)	28
1/2/00	Al Harris vs. Rams (W)	17	11/20/49	Pat McHugh vs. NY Bulldogs (W)	21
11/21/99	Brandon Whiting vs. Colts (L)	22	11/10/46	Gil Steinke at Giants (L)	52
10/24/99	Brian Dawkins at Dolphins (L)	67	12/3/44	Vic Linskog* vs. Brooklyn Tigers (W)	65
10/3/99	Bobby Taylor at Giants (L)	18	11/26/44	Tom Miller vs. Bears (L)	35
12/7/97	Brian Dawkins vs. Giants (L)	64	11/19/44	Jack Hinkle at Redskins (W)	50
11/3/96	Troy Vincent at Cowboys (W)	90 (lateral)	11/7/43	Larry Cabrelli vs. Redskins (T)	24
12/30/95	<u>William Thomas vs. Lions (W)</u>	30	10/31/43	Ben Kish vs. Chicago Cardinals (W)	86
12/30/95	<u>Barry Wilburn vs. Lions (W)</u>	24	9/16/38	Jay Arnold at Pittsburgh Pirates (W)	22
9/10/95	William Thomas at Cardinals (W)	37	10/10/37	Maurice Harper* at Redskins (W)	20
12/24/94	Mike Zordich at Bengals (L)	18	11/6/34	Swede Hanson vs. Cincinnati Reds (W)	N/A
10/30/94	Greg Jackson at Redskins (W)	55	11/26/33	Lee Woodruff vs. Cincinnati Reds (W)	55
12/26/93	Eric Allen vs. Saints (W)	33			
12/26/93	Eric Allen vs. Saints (W)	25			
10/3/93	Eric Allen at Jets (W)	94			
9/19/93	Eric Allen vs. Redskins (W)	29			
1/3/93	<u>Eric Allen at Saints (W)</u>	18			
12/6/92	Seth Joyner vs. Vikings (W)	24			
11/22/92	Seth Joyner at Giants (W)	43			
12/22/91	Otis Smith vs. Washington (W)	74			
12/23/90	Eric Allen vs. Cowboys (W)	35			
11/25/90	Byron Evans vs. Giants (W)	23			
11/12/90	William Frizzell vs. Redskins (W)	30			
12/3/89	Clyde Simmons at Giants (W)	60			
9/10/89	Eric Everett vs. Seahawks (W)	30			
10/27/85	Wes Hopkins vs. Bills (W)	24			
9/29/85	Herman Edwards vs. Giants (L)	3			
12/19/82	Richard Blackmore vs. Oilers (W)	20			
12/17/78	Frank LeMaster vs. Giants (W)	9			
10/15/78	John Sanders vs. Washington (W)	19			
12/21/75	Frank LeMaster at Redskins (W)	89			
12/21/75	Joe Lavender at Redskins (W)	36			

\* - denotes rookie

Underline - denotes playoff game

## MOST INT-TDs, Career (includes playoffs)

1. Eric Allen ..... 6
2. Sheldon Brown, Asante Samuel, Lito Sheppard, Bobby Taylor, Joe Scarpati ..... 3

## MOST INT-TDs, Season (regular season only)

1. Eric Allen (1993) ..... 4
2. Lito Sheppard (2004), Seth Joyner (1992) Bibbles Bawel (1955) ..... 2

## MOST INT-TDs, Game

1. Eric Allen (12/26/93 vs. NO) ..... 2

## CONSECUTIVE GAMES WITH AN INT-TD

1. Eric Allen (1993) ..... 2

# ALL-TIME FUMBLE RECOVERIES FOR TDS



Date	Player/Opponent/Result	Yards		
10/5/14	Cedric Thornton vs. Rams (W)	0	12/12/54	Norm Willey vs. Giants (W) 0
9/7/14	Fletcher Cox vs. Jaguars (W)	17	10/25/53	Tom Scott* at Chicago Cardinals (W) 0
10/27/13	Najee Goode vs. Giants (L)	2	12/7/52	Ebert Van Buren vs. Dallas Texans (W) 0
12/18/11	Juqua Parker vs. Jets (W)	47	11/16/52	Pete Pihos vs. Chicago Cardinals (W) 12
11/7/11	Brian Rolle vs. Bears (L)	22	11/9/52	Mike Jarmoluk vs. Redskins (W) 16
9/11/11	Juqua Parker at Rams (W)	56	11/4/51	Gerry Cowhig at Steelers (W) 25
10/10/10	Quintin Mikell at 49ers (W)	52	10/29/50	John Green vs. Redskins (W) 2
12/13/09	Sheldon Brown at Giants (W)	60	11/6/49	Russ Craft vs. LA Rams (W) 21
9/13/09	Victor Abiamiri at Panthers (W)	2	10/31/48	Bosh Pritchard at Steelers (W) 18
12/28/08	Joselio Hanson vs. Cowboys (W)	96	10/5/47	Joe Muha vs. Giants (W) 2
12/28/08	Chris Clemons vs. Cowboys (W)	73	10/8/44	Jack Banta vs. Redskins (T) 0
9/15/08	Chris Gocong at Cowboys (L)	0	10/31/43	Jack Hinkle vs. Chicago Cardinals (W) 0
12/30/07	Kevin Curtis vs. Bills (W)	0	10/24/43	Al Wukits* at Giants (L) 2
12/23/07	Kevin Curtis at Saints (W)	0	11/1/42	Rupert Pate at Redskins (L) 53
9/24/06	Mike Patterson at 49ers (W)	98	9/20/42	Vic Sears at Cleveland Rams (L) 25
10/9/05	Sheldon Brown at Cowboys (L)	80	9/15/40	Don Looney* at Packers (L) 44
1/16/05	<u>Freddie Mitchell vs. Vikings (W)</u>	0	10/15/39	Theodore Schmitt at Giants (L) 63
12/15/02	Carlos Emmons vs. Redskins (W)	44	9/25/38	Bob Pylman* vs. Giants (W) 88
12/9/01	Brian Dawkins vs. Chargers (W)	49	9/25/38	Joe Carter vs. Giants (W) 92
9/30/01	Damon Moore vs. Cowboys (W)	10	9/16/38	Jay Arnold at Pittsburgh Pirates (W) 18
9/15/97	William Thomas at Cowboys (L)	37	10/31/37	Joe Pilconis at Pittsburgh Pirates (L) 22
12/22/96	Mike Mamula vs. Cardinals (W)	4		
10/13/96	William Thomas at Giants (W)	23		
9/30/96	Rhett Hall vs. Cowboys (L)	32		
12/24/95	Jerome Henderson at Bears (L)	0		
10/29/95	Kevin Johnson vs. St. Louis Rams (W)	37		
10/15/95	Mike Zordich at Giants (W)	58		
9/24/95	Greg Jackson at Raiders (L)	45		
1/3/94	Byron Evans at 49ers (W)	30		
9/13/92	Reggie White at Phoenix Cardinals (W)	37		
11/24/91	Seth Joyner at Phoenix Cardinals (W)	34		
11/24/91	Clyde Simmons at Phoenix Cardinals (W)	0		
10/6/91	Seth Joyner at Buccaneers (L)	0		
11/12/90	Clyde Simmons vs. Redskins (W)	18		
12/3/89	Andre Waters at Giants (W)	3		
11/20/88	Cris Carter at Giants (W)	0		
9/20/87	Seth Joyner vs. Saints (W)	18		
9/13/87	Reggie White at Redskins (L)	70		
12/15/85	Dave Little at Chargers (L)	0		
12/26/82	Greg Brown at Cowboys (W)	0		
10/11/81	Frank LeMaster at Saints (W)	47		
9/27/81	Greg Brown* vs. Redskins (W)	7		
11/16/80	Jerry Robinson at Redskins (W)	59		
11/19/78	Herman Edwards at Giants (W)	26		
12/1/74	Will Wynn vs. Packers (W)	87		
10/6/74	Bill Dunstan at Chargers (W)	46		
9/23/74	Joe Lavender vs. Cowboys (W)	96		
11/4/73	Will Wynn* vs. Patriots (W)	24		
11/21/71	Steve Smith at St. Louis Cardinals (W)	5		
11/21/71	Ben Hawkins at St. Louis Cardinals (W)	5		
11/15/70	Steve Preece vs. Falcons (T)	21		
12/18/66	Harold Wells at Redskins (W)	60		
10/10/65	George Tarasovic at Cowboys (W)	62		
11/22/64	Mike Morgan* vs. St. Louis Cardinals (L)	0		
11/27/60	J.D. Smith vs. Giants (W)	0		
11/20/60	Jimmy Carr at Giants (W)	38		
12/13/59	Don Owens vs. Browns (L)	3		
11/22/59	Jerry Huth vs. LA Rams (W)	0		
10/4/59	Chuck Weber vs. Giants (W)	0		

\* - denotes rookie

Underline - denotes playoff game

## MOST FR-TDs, Career

1. Seth Joyner . . . . . 3
  2. 8 players, last by Juqua Parker . . . . . 2
- \*includes playoff games

## MOST FR-TDs, Season

1. Kevin Curtis (2007) . . . . . 2
  - Seth Joyner (1991) . . . . . 2
  - Juqua Parker (2011) . . . . . 2
- \*regular season only

## CONSECUTIVE GAMES WITH A FR-TD

1. Kevin Curtis (2007) . . . . . 2

# ALL-TIME KICK RETURNS FOR TDS



## PUNT RETURNS FOR TOUCHDOWNS

Date	Player/Opponent/Result	Yards
12/2/12	Damaris Johnson* at Cowboys (L)	98
9/17/15	Darren Sproles at Jets (W)	89
11/22/92	Vai Sikahema at Giants (W)	87
9/13/09	DeSean Jackson at Panthers (W)	85
10/19/03	Brian Westbrook at Giants (W)	84
9/28/14	Darren Sproles at 49ers (L)	82
12/21/03	Brian Westbrook vs. 49ers (L)	81
10/4/59	Tommy McDonald vs. Giants (W)	81
10/25/42	Ernie Steele* at Bears (L)	80 (lateral)
12/21/47	<u>Bosh Pritchard at Steelers (W)</u>	79
11/25/02	Brian Mitchell at 49ers (W)	76
11/30/86	Greg Garrity at LA Raiders (W)	76
12/13/09	DeSean Jackson at Giants (W)	72
9/24/00	Brian Mitchell at Saints (W)	72
10/30/49	Clyde Scott* at Steelers (W)	70
11/23/47	Pat McHugh* at Boston Yanks (L)	69
10/5/08	DeSean Jackson* vs. Redskins (L)	68
11/6/66	Aaron Martin vs. Cowboys (W)	67
12/3/61	Timmy Brown at Steelers (W)	66
11/10/14	Darren Sproles vs. Panthers (W)	65
12/19/10	DeSean Jackson at Giants (W)	65
12/19/65	Bob Shann* vs. Lions (L)	63
10/11/59	Art Powell* vs. Steelers (W)	58
9/3/78	Wally Henry vs. LA Rams (L)	57
11/9/52	Don Stevens* vs. Redskins (W)	56
10/31/48	Bosh Pritchard at Steelers (W)	55
10/22/44	Steve Van Buren* vs. Boston Yanks (W)	55
10/6/68	Alvin Haymond at Redskins (L)	54
10/26/52	Bibbles Bawel* at Giants (W)	52
12/8/46	Steve Van Buren at Boston Yanks (W)	50
12/4/49	Frank Reagan at Giants (W)	41
11/2/47	Pete Pihos* at Redskins (W)	26
10/18/36	Stumpy Thomason at Boston Redskins (L)	15

\* - denotes rookie

Underline - denotes playoff game

## KICKOFF RETURNS FOR TOUCHDOWNS

Date	Player/Opponent/Result	Yards
11/23/14	Josh Huff* vs. Titans (W)	107
9/17/61	Timmy Brown vs. Browns (W)	105
10/7/50	Russ Craft vs. LA Rams (W)	103
9/21/14	Chris Polk vs. Redskins (W)	102
11/13/38	Dave Smukler at Brooklyn Dodgers (L)	100
11/23/08	Quintin Demps* at Ravens (L)	100
9/22/63	Timmy Brown vs. Cardinals (L)	100
12/2/62	Timmy Brown at Redskins (W)	99
12/11/77	Wilbert Montgomery* vs. Giants (W)	99
9/22/68	Alvin Haymond vs. Giants (L)	98
12/2/45	Steve Van Buren at Giants (L)	98
11/1/42	Bosh Pritchard* at Redskins (L)	97
9/22/96	Derrick Witherspoon at Falcons (W)	97
11/12/44	Steve Van Buren* vs. Giants (T)	97
9/24/55	Jerry Norton vs. Giants (W)	96
11/24/96	Derrick Witherspoon at Cardinals (L)	95
9/28/47	Steve Van Buren vs. Redskins (W)	95
11/4/01	Brian Mitchell at Cardinals (W)	94
12/24/94	Herschel Walker at Bengals (L)	94
11/6/66	Timmy Brown vs. Cowboys (W)	93
12/2/79	Billy Campfield vs. Lions (W)	92
11/6/66	Timmy Brown vs. Cowboys (W)	90
11/14/99	Allen Rossum vs. Redskins (W)	89
11/18/84	Andre Waters* vs. Redskins (W)	89
10/1/00	Brian Mitchell vs. Falcons (W)	89
12/17/95	Derrick Witherspoon vs. Cardinals (W)	86
11/2/97	Willie Clark at Cardinals (L)	39

\* - denotes rookie

## BLOCKED PUNT RETURNS FOR TOUCHDOWNS

Date	Player/Opponent/Result	Yards
12/28/14	Trey Burton* at Giants (W)	27
10/5/14	Chris Maragos vs. Rams (W)	10
9/28/14	Brad Smith at 49ers (L)	0
11/22/92	Ken Rose at Giants (W)	3
9/2/84	Rich Kraynak at Giants (L)	8
10/31/71	Bill Hobbs vs. Broncos (W)	0
12/20/70	Mike Dirks vs. Steelers (W)	0
11/12/67	Jim Nettles at LA Rams (L)	0
12/18/49	<u>Leo Skladany* at LA Rams (W)</u>	2
11/3/46	Augie Lio vs. Giants (W)	0

\* - denotes rookie

Underline - denotes playoff game

## MISSED FIELD GOAL RETURNS FOR TOUCHDOWNS

Date	Player/Opponent/Result	Yards
9/26/71	Al Nelson vs. Cowboys (L)	101
12/11/66	Al Nelson vs. Browns (W)	100
9/16/62	Timmy Brown vs. St. Louis Cardinals (L)	99

## BLOCKED FIELD GOAL RETURNS FOR TOUCHDOWNS

Date	Player/Opponent/Result	Yards
10/23/05	Matt Ware vs. Chargers (W)	65
11/20/88	Clyde Simmons at Giants (W)	15



# BEST PERFORMANCES VS. EAGLES



## SCORING

### Most Touchdowns Scored

- 5 James Stewart, Jaguars (10/12/97 at Jax.) [all rushing]
- 4 Joseph Addai, Colts (11/26/06 at Ind.); Larry Brown, Redskins (12/16/73 at Was.); Ron Johnson, Giants (10/2/72 at Phi.); MacArthur Lane, Cardinals (10/18/70 at Phi.); John David Crow, Cardinals (12/16/62 at StL); Jim Taylor, Packers (11/11/62 at Phi.); Jim Brown, Browns (11/19/61 at Cle.)

### Most Field Goals

- 5 [7 times] last by Josh Brown, Giants (10/27/13 at Phi., 5 att) and Al Del Greco, Titans (12/3/00 at Phi., 5 att)

### Longest Field Goal

- 62 Matt Bryant, Buccaneers (10/22/06 at TB)
- 56 Justin Tucker, Ravens (9/16/12 at Phi.)
- 56 Mason Crosby, Packers (9/12/10 at Phi.)
- 56 Morten Andersen, Saints (12/26/93 at Phi.)
- 55 [2 times] last by Martin Gramatica (12/23/07 at NO)

## RUSHING

### Most Rushing Attempts

- 43 Butch Woolfolk, Giants (11/20/83 at Phi.)

### Most Yards Rushing

- 237 Emmitt Smith, Cowboys (10/31/93 at Phi.) 30 att.
- 237 Jim Brown, Browns (11/19/61 at Cle.) 34 att.
- 235 Doug Martin, Buccaneers (11/22/15 vs. TB) 27 att.
- 223 Jim Brown, Browns (11/3/63 at Phi.) 28 att.
- 221 Gerald Riggs, Redskins (9/17/89 at Was.) 29 att.

### Most Touchdowns Rushing

- 5 James Stewart, Jaguars (10/12/97 at Jax.)
- 4 Joseph Addai, Colts (11/26/06 at Ind.); Jim Taylor, Packers (11/11/62 at Phi.); Jim Brown, Browns (11/19/61 at Cle.)

### Longest Run From Scrimmage

- 87t John Henry Johnson, Steelers (12/11/60 at Pit.)
- 85t Reggie Brooks, Redskins (9/19/93 at Phi.)
- 84t Herschel Walker, Cowboys (12/14/86 at Dal.)
- 84 Doug Martin, Buccaneers (11/22/15 vs. TB)

## PASSING

### Most Passes Attempted

- 56 Fran Tarkenton, Vikings (12/3/78 at Min.)
- 54 Tom Brady, Patriots (11/25/07 at NE)
- 54 Dan Marino, Dolphins (12/9/90 at Mia.) (OT)
- 53 [2 times] Eli Manning, Giants (12/28/14 at NYG)

### Most Passes Completed

- 37 Daunte Culpepper, Vikings (9/20/04 at Phi.)
- 36 Philip Rivers, Chargers (9/15/13 at Phi.)
- 34 Tom Brady, Patriots (11/25/07 at NE)
- 34 Tom Ramsey, Patriots (11/29/87 at NE) (OT)

### Most Yards Gained Passing

- 446 Jon Kitna, Lions (9/23/07 at Phi.)
- 429 Eli Manning, Giants (9/28/14 at NYG)
- 428 Joe Montana, 49ers (9/24/89 at Phi.)
- 427 Kirk Cousins, Redskins (9/21/14 at Phi.)
- 419 Philip Rivers, Chargers (9/15/13 at Phi.)

### Most Touchdown Passes

- 5 Matthew Stafford, Lions (11/26/15 at Det.); Jameis Winston, Buccaneers (11/22/15 vs. TB); Eli Manning, Giants (12/30/12 at NYG); Joe Montana, 49ers (9/24/89 at Phi.); Craig Morton, Cowboys (10/19/69 at Dal.); Don Meredith, Cowboys (10/9/66 at Dal.); Don Meredith, Cowboys (9/29/68 at Phi.); Sonny Jurgensen, Redskins (10/11/64 at Was.); Sammy Baugh, Redskins (9/28/47 at Phi.); Frank Filchock, Redskins (10/8/44 at Phi.)

### Longest Pass Play

- 96 Bill Kilmer to Walter Roberts, Saints (11/19/67 at Phi.)
- 93t Neil Lomax to Ernie Jones, Cardinals (12/10/88 at Pho.)
- 91t Jon Kitna to Roy Williams, Lions (9/23/07 at Phi.)
- 90t Seneca Wallace to Koren Robinson (11/2/08 at Sea.)
- 90t Virgil Carter to Speedy Thomas, Bengals (9/19/71 at Cin.)

## RECEIVING

### Most Passes Caught

- 13 Wes Welker, Patriots (11/25/07 at NE)
- 13 Terrell Owens, 49ers (11/25/02 at SF)
- 12 [6 times] last by Odell Beckham Jr. (12/28/14 at NYG)

### Most Yards Gained Receiving

- 225 Kenny Britt, Titans (10/24/10 at Ten.) 7 rec.
- 213 Tony Hill, Cowboys (11/12/79 at Dal.) 7 rec.
- 212 Hugh Taylor, Redskins (9/28/47 at Phi.) 8 rec.
- 204 Roy Williams, Lions (9/23/07 at Phi.) 9 rec.
- 193 Jessie Hester, Raiders (11/30/86 at LA) 4 rec.

### Most Touchdown Passes Caught

- 3 [17 times] last by Calvin Johnson, Lions (11/26/15 vs. Dal.)

## INTERCEPTIONS

### Most Interceptions

- 3 [14 times] last by Lofa Tatupu, Seahawks (12/2/07 at Phi.)

### Longest Interception Return

- 107t Ed Reed, Ravens (11/23/08 at Bal.)
- 100t Mike Gaechter, Cowboys (10/14/62 at Dal.)
- 99t Patrick Robinson, Saints (11/5/12 at NO)
- 98 Brandon McDonald (12/15/08 vs. Cle.)
- 97t Darren Sharper, Saints (9/20/09 at Phi.)

## MISCELLANEOUS

### Most Punts

- 14 Sammy Baugh, Redskins (11/5/39 at Was.)

### Longest Punt

- 85 Sammy Baugh, Redskins (12/1/40 at Was.)
- 80 Parker Hall, Cleveland Rams (12/3/39 at Phi.)

### Longest Kickoff Return

- 105t Trindon Holliday, Broncos (9/29/13 at Den.)
- 104t Buddy Young, Colts (11/15/53 at Phi.)
- 103t George Hoey, Cardinals (11/21/71 at StL)
- 102t Larry Jones, Redskins (11/24/74 at Was.)
- 101t Wallace Francis, Bills (10/7/73 at Buf.)
- 101t Amos March, Cowboys (10/14/62 at Dal.)

### Longest Punt Return

- 90t Adam Jones, Titans (11/19/06 at Phi.)
- 90t Jacquez Green, Redskins (9/16/02 at Was.)
- 88t Andre Coleman, Chargers (9/17/95 at Phi.)
- 88t George Grosvenor, Cardinals (11/8/36 at Chi.)
- 87t Ted Ginn Jr., Dolphins (11/18/07 at Phi.)
- 86t Johnny Roland, Cardinals (10/2/66 at Phi.)

### Longest Fumble Return

- 93t James Sanders, Cardinals (9/23/12 at Arz.)
- 74t Bull Karcis, Giants (10/16/38 at NYG)
- 69t DeMarcus Ware, Cowboys (10/8/06 at Phi.)
- 65t Willie Teal, Vikings (12/1/85 at Phi.)
- 64 Ray Edwards, Falcons (9/18/11 at Atl.)

### Longest Return With Intercepted Lateral

- 93t Dick Poillon, Redskins (11/21/48 at Phi.)

# SINGLE-SEASON TEAM RECORDS



## SCORING

### **Most Points Scored**

474 (2014, 16 games)  
442 (2013, 16 games)  
439 (2010, 16 games)  
429 (2009, 16 games)  
416 (2008, 16 games)

### **Fewest Scored**

51 (1936, 12 games)  
60 (1935, 11 games)  
77 (1933, 9 games)

### **Most Allowed**

444 (2012, 16 games)  
409 (1967, 14 games)  
400 (2014, 16 games)  
393 (1973, 14 games)  
388 (2005, 16 games)

### **Fewest Allowed**

85 (1934, 11 games)  
131 (1944, 10 games)  
133 (1945, 10 games)

## TOUCHDOWNS

### **Most Scored**

54 (2014, 16 games)  
53 (2013, 16 games)  
50 (1948, 12 games)  
49 (3x - 2010, 16 games)

### **Fewest Scored**

6 (1936, 12 games)

### **Most Allowed**

52 (2012, 16 games)  
52 (1967, 14 games)  
48 (2014, 16 games)

### **Fewest Allowed**

10 (1934, 11 games)  
17 (1950, 12 games)  
17 (1949, 12 games)  
18 (1945, 10 games)

### **Most by Rushing**

25 (1949, 12 games)  
25 (1945, 10 games)  
23 (2003, 16 games)

### **Most by Passing**

34 (1990, 16 games)  
34 (1961, 14 games)  
33 (1954, 12 games)  
32 (2013, 16 games)  
32 (2004, 16 games)

## KICKING

### **Most Field Goals Made**

33 (2008, 16 games)  
32 (2014, 16 games)  
32 (2010, 16 games)  
32 (2009, 16 games)  
30 (2x - 2002, 16 games)

### **Most PATs Made**

54 (2014, 16 games)  
50 (1948, 12 games)  
48 (2006, 16 games)  
48 (1980, 16 games)  
47 (2x - 2010, 16 games)

## RUSHING

### **Most Attempts**

632 (1949, 12 games)  
587 (1978, 16 games)  
581 (1950, 12 games)

### **Most Yards Gained**

2,607 (1949, 12 games)  
2,566 (2013, 16 games)  
2,556 (1990, 16 games)  
2,509 (1981, 16 games)  
2,456 (1978, 16 games)

## PASSING

### **Most Attempts**

621 (2014, 16 games)  
620 (2005, 16 games)  
618 (2012, 16 games)  
606 (2008, 16 games)  
606 (1984, 16 games)

### **Most Completions**

384 (2014, 16 games)  
367 (2012, 16 games)  
362 (2008, 16 games)  
350 (2007, 16 games)  
348 (2010, 16 games)

### **Most Yards Gained (Gross)**

4,581 (2014, 16 games)  
4,406 (2013, 16 games)  
4,380 (2009, 16 games)  
4,309 (2006, 16 games)  
4,276 (2011, 16 games)

## TOTAL NET YARDS

### **Most Gained**

6,676 (2013, 16 games)  
6,386 (2011, 16 games)  
6,348 (2014, 16 games)  
6,230 (2010, 16 games)  
6,103 (2006, 16 games)

## FIRST DOWNS

### **Most First Downs**

356 (2014, 16 games)  
356 (2011, 16 games)  
355 (2013, 16 games)  
332 (2012, 16 games)  
332 (1981, 16 games)

### **Most by Rushing**

157 (1981, 16 games)  
143 (1978, 16 games)  
143 (1949, 12 games)  
142 (1950, 12 games)  
138 (1992, 16 games)

### **Most by Passing**

218 (2014, 16 games)  
204 (2008, 16 games)  
203 (1997, 16 games)  
197 (2013, 16 games)  
197 (2011, 16 games)

### **Most by Penalty**

41 (2003, 16 games)  
34 (1988, 16 games)  
32 (1998, 16 games)  
31 (2012, 16 games)  
30 (1989, 16 games)

## FUMBLES

### **Most Opponents' Fumbles Recovered**

27 (1987, 15 games)  
26 (1989, 16 games)  
25 (1971, 14 games)  
22 (1991, 16 games)  
22 (2002, 16 games)  
22 (1954, 12 games)

## INTERCEPTIONS

### **Most Thrown**

36 (1936, 12 games)  
34 (1933, 9 games)  
31 (1963, 14 games)  
31 (1962, 14 games)  
31 (1953, 12 games)

### **Most Intercepted**

33 (1944, 10 games)  
32 (1988, 16 games)  
31 (1950, 12 games)  
30 (1960, 12 games)  
30 (1989, 16 games)

## PENALTIES

### **Most Penalties**

138 (1994, 16 games)  
134 (2005, 16 games)  
129 (2010, 16 games)  
124 (2004, 16 games)  
120 (1990, 16 games)

### **Most Yards Penalized**

1,130 (2005, 16 games)  
1,107 (1994, 16 games)  
1,101 (2010, 16 games)  
995 (2014, 16 games)  
983 (2006, 16 games)

## QUARTERBACK SACKS

### **Most Sacks Made**

62 (1989, 16 games)  
60 (1984, 16 games)  
57 (1987, 15 games)  
56 (2002, 16 games)  
55 (1992, 16 games)  
55 (1991, 16 games)

### **Most Sacks Allowed**

104 (1986, 16 games)  
72 (1987, 15 games)  
64 (1997, 16 games)  
64 (1992, 16 games)  
60 (1984, 16 games)

### **Fewest Sacks Allowed**

22 (1981, 16 games)  
23 (2008, 16 games)  
23 (1970, 14 games)  
26 (1971, 14 games)  
26 (1968, 14 games)

### **Best Season, win percentage**

1949 Won 11, Lost 1 (.917)

### **Best Season, win total**

2004 13 wins, 3 losses

### **Worst Season**

1936 Won 1, Lost 11 (.083)

### **Longest Winning Streak**

9 (10/19/03 - 12/15/03)

9 (9/30/60 - 12/4/60)

### **Longest Winning Streak at Home**

13 (12/14/47 - 12/11/49)

### **Longest Losing Streak at Home**

10 (10/14/12 - 10/27/13)

### **Longest Winning Streak on Road**

9 (10/19/03 - 10/24/04)

9 (11/12/00 - 12/16/01)

### **Longest Losing Streak on Road**

12 (12/14/97 - 10/3/99)

12 (10/15/39 - 12/1/40)

### **Longest Losing Streak**

14 (9/20/36 - 9/21/37)

### **Most Consecutive Wins - Start of Season**

7 in 2004

### **Most Consecutive Wins - End of Season**

8 in 1949 (Reg. Season)

### **Most Consecutive Losses - Start of Season**

11 in 1968

### **Most Consecutive Losses - End of Season**

11 in 1936

### **Total Shutouts by Eagles**

36 last vs. NYG, 10/12/14

### **Most Shutouts in a Season**

4 in 1934 and 1948

### **Most Consecutive Games Scored Points**

120 (11/18/62 - 10/3/71)

### **Most Consecutive Games Scored Touchdown**

92 (10/2/77 - 10/16/83)

### **Largest Comeback Victory**

28-24 vs. Chicago Cardinals at Metropolitan Stadium, October 25, 1959 (came back from 24-0 deficit in 3rd qtr.)

28-24 vs. Washington Redskins at Griffith Stadium, October 27, 1946 (came back from 24-0 deficit at half-time)

### **Largest Comeback vs. Eagles**

28-23 vs. Minnesota Vikings at Veterans Stadium, December 1, 1985 (came back from 23-0 deficit in 4th qtr.)

# SINGLE-GAME TEAM RECORDS



## SCORING

### Most Scored

- 64 vs. Cincinnati Reds, 11/6/34
- 59 at Washington Redskins, 11/15/10
- 56 vs. Detroit Lions, 9/23/07
- 56 at Chicago Cardinals, 10/25/53
- 56 vs. Los Angeles Rams, 10/7/50

### Most Allowed

- 62 at Giants, 11/26/72
- 56 at Cowboys, 10/9/66
- 56 at Giants, 10/15/33

### Most, Both Teams

- 87 Eagles 59, Redskins 28, [at Was.] 11/15/10
- 87 Eagles 45, Redskins 42, [at Phil.] 9/28/47
- 86 Eagles, 44, Bengals 42, [at Phil.] 11/30/97

### Fewest, Both Teams

- 0 Eagles 0, Brooklyn Dodgers 0, [at Phil.], 10/1/39

### Most, Both Teams — One Quarter

- 47 Eagles 20, Cardinals 27, [at StL], 12/13/64

### Most Scored in 1st Quarter

- 28 at Redskins, 11/15/2010
- 27 at Steelers, 12/12/1965
- 26 vs. Cincinnati Reds, 11/6/1934
- 24 at Falcons, 10/8/1967

### Most Allowed in 1st Quarter

- 28 at Broncos, 10/4/1998
- 28 at Cowboys, 10/19/1969
- 24 at Bills, 12/2/1990
- 21 [eight times] last at Broncos, 9/29/13

### Most Scored Both Teams in 1st Quarter

- 35 at Saints, 12/23/2007, [E-21, NO-14]
- 35 at Cowboys, 10/19/1969, [E-7, C-28]
- 28 [four times] last at Redskins, 11/15/2010 [E-28, R-0]

### Most Scored in 2nd Quarter

- 31 vs. Lions, 12/30/1995
- 28 vs. Panthers, 9/13/09
- 28 vs. Packers, 12/5/2004
- 28 at Cowboys, 11/15/2004
- 28 vs. Saints, 11/19/1967

### Most Allowed in 2nd Quarter

- 28 vs. Bears, 10/4/1987
- 28 vs. St. Louis Cardinals, 10/18/1970
- 28 vs. Packers, 11/11/1962
- 28 at Bears, 10/17/1943

### Most Total Both Teams in 2nd Quarter

- 47 at St. Louis Cardinals, 12/13/1964, [E-20, C-27]
- 42 at Cowboys, 11/15/2004, [E-28, D-14]
- 42 at Redskins, 11/27/1983, [E-21, W-21]
- 38 at St. Louis Cardinals, 12/16/1962, [E-21, C-17]

### Most Scored in 1st Half

- 45 at Redskins, 11/15/2010
- 42 vs. Lions, 9/23/2007
- 38 vs. Lions, 12/30/1995
- 35 [three times] last vs. Packers, 12/5/2004

### Most Allowed in 1st Half

- 42 at Cowboys, 10/19/1969
- 38 at Giants, 11/26/1972
- 35 [six times] last at Giants, 12/30/2012

### Most Scored Both Teams 1st Half

- 63 vs. Lions, 9/23/2007, [E-42, D-21]
- 59 at Redskins, 11/15/2010, [E-45, R-14]
- 59 at St. Louis Cardinals, 12/16/1962, [E-28, C-31]
- 57 at St. Louis Cardinals, 12/13/1964, [E-27, C-30]
- 54 at Cowboys, 9/15/2008, [E-30, D-24]

### Most Scored in 3rd Quarter

- 21 at Raiders 11/3/13
- 21 at Falcons, 9/18/11
- 21 vs. Redskins, 11/12/1990
- 21 vs. Patriots, 11/4/1973
- 21 at Redskins, 12/3/1967
- 21 vs. Chi. Cardinals [at Minneapolis], 10/25/1959
- 21 vs. NY Giants, 10/4/1959
- 21 vs. Redskins, 11/28/1954
- 21 vs. NY Bulldogs, 11/20/1949

### Most Allowed in 3rd Quarter

- 28 vs. Redskins, 10/1/1955
- 23 at Giants, 10/21/1951

### Most Scored Both Teams 3rd Quarter

- 42 vs. Redskins, 10/1/1955, [E-14, R-28]
- 35 at Redskins, 12/3/1967, [E-21, R-14]
- 34 at Redskins, 11/1/1942, [E-14, R-20]

### Most Scored in 4th Quarter

- 28 at NY Giants, 12/19/2010
- 28 vs. Lions, 12/8/2013
- 26 at Saints, 1/3/1993
- 24 vs. Baltimore Colts, 11/15/1953
- 23 at 49ers, 10/12/2008

### Most Allowed in 4th Quarter

- 28 vs. 49ers, 9/24/1989
- 28 vs. Vikings, 12/1/1985
- 28 vs. Chicago Cardinals, 12/7/1947
- 28 vs. Bears, 11/30/1941

### Most Scored Both Teams 4th Quarter

- 42 vs. Chicago Cardinals, 12/7/1947, [E-14, C-28]
- 38 vs. 49ers, 9/24/1989, [E-10, S-28]
- 37 at Arizona Cardinals, 11/24/1996, [E-17, A-20]
- 35 [four times] last at Giants, 12/19/2010 [E-28, G-7]

### Most Scored in 2nd Half

- 35 at NY Giants, 12/19/2010
- 35 at St. Louis Cardinals, 11/8/1981
- 34 vs. Jaguars, 9/7/2014
- 34 vs. Lions, 12/8/2013
- 32 [three times] last vs. Falcons, 10/1/2000

### Most Allowed in 2nd Half

- 49 vs. Bears, 11/30/1941
- 42 vs. Chicago Cardinals, 12/7/1947
- 34 at Oakland Raiders, 10/17/1971
- 31 [seven times] last at Broncos 9/29/13

# SINGLE-GAME TEAM RECORDS



## Most Scored Both Teams 2nd Half

- 56 vs. Chicago Cardinals, 12/7/1947, [E-14, C-42]
- 52 at Vikings, 12/15/2013, [E-21, V-31]
- 52 vs. Redskins, 10/1/1955, [E-21, R-31]
- 50 vs. Lions, 12/30/1995, [E-20, D-30]
- 49 vs. Bears, 11/30/1941, [E-0, B-49]
- 49 vs. Redskins, 9/28/47, [E-21, R-28]

## Most Decisive Victory

- 64 Eagles 64, Cincinnati Reds 0, 11/6/34
- 45 (three times) last vs. Boston Yanks [E-45, Y-0], 11/14/48

## Most Decisive Loss

- 56 Giants 56, Eagles 0, 10/15/33
- 52 Giants 62, Eagles 10, 11/26/72

## TOUCHDOWNS

### Most Scored

- 10 vs. Cincinnati Reds, 11/6/34
- 8 at Redskins, 11/15/10
- 8 vs. Lions, 9/23/07
- 8 at Cardinals, 10/25/53
- 8 vs. Rams, 10/7/50

### Most Allowed

- 8 (three times) last at Giants, 11/26/72

### Most Scored by Rushing

- 5 at Cowboys, 10/22/61
- 5 vs. Redskins, 10/23/49
- 5 at Redskins, 10/17/48
- 5 vs. Boston Yanks, 12/9/45

### Most Allowed by Rushing

- 6 Packers, 11/11/62

### Most by Passing

- 7 at Raiders, 11/3/13
- 7 at Redskins, 10/17/54

### Most Allowed by Passing

- 5 (10 times) last at Giants, 12/30/12

## KICKING

### Most Field Goals Made

- 6 at Oilers, 11/12/72
- 5 (five times) last vs. Titans, 11/23/14

### Most Field Goals Allowed

- 5 (seven times) last vs. Giants, 10/27/13

## TOTAL YARDS

### Most Yards Gained

- 592 at Redskins, 11/15/10 (332 passing, 260 rushing)
- 583 vs. 49ers, 9/18/05 (443 passing, 140 rushing)
- 582 at Browns, 11/7/65 (352 passing, 230 rushing)
- 575 vs. Redskins, 11/21/48 (199 passing, 376 rushing)
- 574 vs. Colts, 11/15/81 (339 passing, 235 rushing)

### Fewest Yards Gained

- 23 at Lions, 9/20/35
- 54 vs. Packers, 11/11/62

### Most Yards Allowed

- 652 at Cowboys, 10/9/66 (440 passing, 212 rushing)

### Fewest Yards Allowed

- 29 vs. Brooklyn Dodgers, 12/3/44

## FIRST DOWNS

### Most, Total

- 34 vs. Colts, 11/15/81
- 33 vs. Vikings, 11/11/01
- 32 vs. Cardinals, 11/27/08; at Redskins, 9/17/89; at Chicago Cardinals, 10/25/53; and at Redskins, 12/2/51

### Most Allowed, Total

- 37 vs. Packers, 11/11/62

### Fewest Allowed, Total

- 1 at NY Bulldogs, 9/22/49; vs. Brooklyn Dodgers, 10/1/39; at Browns, 12/3/50
- 2 vs. Brooklyn Dodgers, 11/11/34

### Most by Rushing

- 25 at Redskins, 12/2/51

### Most Allowed by Rushing

- 21 vs. Packers, 11/11/62 and vs. Browns, 12/13/59

### Fewest Allowed by Rushing

- 0 (7 times) last vs. Cardinals, 11/27/08

### Most by Passing

- 24 at Redskins, 9/17/89
- 22 at Redskins, 12/20/14
- 22 at Chargers, 11/15/09
- 22 at Chiefs, 10/2/05

### Most Allowed by Passing

- 22 vs. Chargers, 9/15/13
- 22 at Cardinals, 12/13/64
- 21 (3 times) last vs. Rams, 10/5/14

### Fewest Allowed by Passing

- 0 (8 times) last at Browns, 12/3/50

### Most by Penalty

- 8 at Bears, 11/3/02
- 8 vs. Lions, 12/2/79

### Most Allowed by Penalty

- 6 (six times) last at Redskins, 12/20/14

## RUSHING

### Most Attempts

- 64 at Redskins, 12/2/51
- 64 at Baltimore Colts, 10/15/50
- 64 vs. Los Angeles Rams, 11/6/49
- 64 at Redskins, 11/28/43

### Most Attempts Allowed

- 67 at Lions, 9/20/35

### Most Yards Gained

- 376 vs. Redskins, 11/21/48

### Fewest Yards Gained

- 36 at Bears, 11/19/39
- 23 vs. Lions, 11/17/40

### Most Yards Allowed

- 370 at Lions, 9/20/35

### Fewest Yards Allowed

- 33 vs. Brooklyn Dodgers, 10/2/43
- 26 at Boston Yanks, 12/8/46
- 10 vs. Boston Yanks, 10/22/44
- 13 vs. Brooklyn Tigers, 12/3/44
- 14 vs. Redskins, 9/28/47



# SINGLE-GAME TEAM RECORDS



## PASSING

### Most Attempts

- 62 at Cardinals, 10/26/14
- 62 at Bears, 10/2/89
- 61 vs. Titans, 11/19/06
- 60 at Redskins, 12/1/40

### Fewest Attempts

- 3 vs. Steelers, 12/1/46

### Most Attempts Allowed

- 63 at 49ers, 11/25/02
- 56 at Vikings, 12/3/78
- 55 vs. Rams, 10/7/50

### Fewest Attempts Allowed

- 0 at Browns, 12/3/50
- 1 at NY Bulldogs, 9/22/49; at Cardinals, 11/8/36

### Most Completions

- 37 at Redskins, 12/20/14
- 36 at Falcons, 9/14/15
- 36 at Cardinals, 10/26/14
- 35 at Chargers, 11/15/09
- 35 vs. Chargers, 10/23/05

### Fewest Completions

- 0 at Redskins, 10/18/36

### Most Completions Allowed

- 37 vs. Vikings, 9/20/04
- 36 at 49ers, 11/25/02
- 34 at Patriots, 11/25/07
- 34 at Patriots, 11/29/87

### Fewest Completions Allowed

- 0 at Browns, 12/3/50
- 0 vs. NY Bulldogs, 9/22/49
- 0 at Chicago Cardinals, 11/8/36
- 0 vs. Brooklyn Dodgers, 11/29/36
- 0 vs. Cincinnati Reds, 11/6/34

### Most Yards Gained (gross)

- 486 vs. Giants, 11/8/53
- 464 vs. Packers, 12/5/04

### Fewest Yards Gained (gross)

- 0 at Boston Redskins, 10/18/36

### Most Yards Allowed (gross)

- 447 at Cowboys, 10/9/66
- 446 vs. Lions, 9/23/07

### Fewest Yards Allowed (gross)

- 0 at Browns, 12/3/50, at NY Bulldogs, 9/22/49, at Cardinals, 11/8/36, and vs. Cincinnati Reds, 11/6/34

## PENALTIES

### Most Penalties

- 19 vs. Oilers, 10/2/88
- 16 at Seahawks, 12/13/92
- 16 at Giants, 12/3/89

### Fewest Penalties

- 0 many times; last vs. Cowboys, 12/28/08

### Most Penalties by Opponent

- 22 vs. Bears, 11/26/44

### Fewest Penalties by Opponent

- 0 many times; last at Jets, 10/14/07

### Most Yards Penalized

- 191 at Seahawks, 12/13/92
- 171 vs. Saints, 11/23/03

### Fewest Yards Penalized

- 0 many times; last vs. Cowboys, 12/28/08

### Most Yards Opponent Penalized

- 170 vs. Bears, 11/26/44

### Fewest Yards Opponent Penalized

- 0 many times; last at Jets, 10/14/07

### Most Penalties, Both Teams

- 31 Eagles 19, Houston Oilers 12 (at Phil.), 10/2/88
- 28 Eagles 13, St. Louis Rams 15 (at StL), 12/18/05

### Fewest Penalties, Both Teams

- 1 Eagles 1, Brooklyn Dodgers 0 (at Phil.), 10/1/39
- 1 Eagles 1, Chicago Cardinals 0 (at Chi.), 11/10/35
- 1 Eagles 1, Brooklyn Dodgers 0 (at Phil.), 11/11/34

### Most Yards Penalized, Both Teams

- 272 Eagles 171, Saints 101 (at Phil.), 11/23/03
- 262 Eagles 157, Chicago Cardinals 105 (at Chi.), 11/30/52

### Fewest Yards Penalized, Both Teams

- 5 Eagles 5, Pittsburgh Steelers 0 (at Phil.), 10/24/65
- 5 Eagles 5, Brooklyn Dodgers 0 (at Phil.), 10/1/39
- 5 Eagles 5, Chicago Cardinals 0 (at Chi.), 11/10/35
- 5 Eagles 5, Brooklyn Dodgers 0 (at Phil.), 11/11/34

## FUMBLES

### Most Committed

- 10 vs. Giants, 10/9/43

### Most Lost

- 6 at Redskins, 11/6/55
- 6 at Boston Yanks, 12/8/46
- 6 vs. Steelers, 10/7/34

### Most Committed by Opponent

- 8 Packers (at Phil.), 12/1/74
- 7 (six times) last by Giants (at NY), 12/28/02

### Most Fumbles Lost by Opponent

- 6 Giants (at NY), 11/17/68
- 6 NY Bulldogs (at Phil.), 11/20/49
- 5 (six times) last by Oilers (at Hou.), 12/2/91

## INTERCEPTIONS

### Most Thrown

- 7 vs. Cowboys, 9/26/71
- 7 at Boston Redskins, 11/3/35
- 6 (six times) last vs. Cardinals, 10/21/56

### Most Intercepted

- 9 at Steelers, 12/12/65
- 8 at Cardinals, 9/24/50
- 7 at Redskins, 12/21/75

## TOTAL TURNOVERS

### Most Committed

- 9 at Bears, 10/12/47

### Most Forced by Defense

- 12 at Steelers, 12/12/65 (9 INTs, 3 fumble rec.)
- 12 at Cardinals, 9/24/50 (8 INTs, 4 fumble rec.)

# SINGLE-GAME TEAM RECORDS



## PUNTS

### Most Punts

15 at Giants, 12/6/87  
12 vs. Giants, 12/12/54. at Packers, 11/2/52. vs. Redskins,  
10/4/42

### Fewest Punts

0 (four times) last vs. Colts, 11/15/81

## PUNT RETURNS

### Most Punt Returns

12 at Browns, 12/3/50

### Most Punt Returns by Opponent

9 (five times) last at Cardinals, 12/24/05

### Most Yards Punt Returns

148 at Boston Yanks, 12/8/46

### Most Yards Punt Returns Allowed

147 vs. Cardinals, 10/2/66

## KICKOFF RETURNS

### Most Kickoff Returns

9 at Giants, 11/26/72

9 at Giants, 11/10/46

### Most Kickoff Returns Allowed

9 (six times) last vs. Cardinals, 11/27/08

### Most Yards Kickoff Returns

261 vs. Cowboys, 11/6/66

253 at Cardinals, 11/24/96

235 vs. Cardinals, 9/19/65

### Most Yards Kickoff Returns by Opponent

256 at Browns, 11/7/65

## SACKS

### Most Sacks Made

11 at Cowboys, 9/15/91

10 vs. Lions, 9/23/07

9 vs. Panthers, 11/10/14

9 at Dolphins, 12/11/11

9 vs. Steelers, 9/21/08

9 at Falcons, 12/16/84

### Most Sacks Allowed

12 at Giants, 9/30/07

11 vs. Bears, 10/4/87

11 at Raiders, 11/30/86

11 vs. Lions, 11/16/86

11 at Cardinals, 12/18/83

# ALL-TIME TEAM HIGHS AND LOWS



## EAGLES HIGHS

64	vs. Cin.	11/6/34
10	vs. Cin.	11/6/34
5	(4x) last at Dal.	10/22/61
7	(2x) last at Oak.	11/3/13
7	(2x) last at Hou.	11/12/72
6	at Hou.	11/12/72
34	(2x ) last vs. NO	10/11/15
25	at Was.	12/2/51
24	at Was.	9/17/89
592	at Was.	11/15/10
64	(3x) last at Was.	12/2/51
376	vs. Was.	11/21/48
460	vs. NYG	11/8/53
12	at NYG	9/30/07
486	vs. NYG	11/8/53
62	(2x) last at Ari.	10/26/14
37	last at Was.	12/20/14
7	(2x) last vs. Dal.	9/26/71
9	at Chi.	10/12/47
10	vs. NYG	10/9/43
6	(3x) last at Was.	11/6/55
15	at NYG	12/6/87
60.0	(2x) last at Min.	10/28/62
19	vs. Hou.	10/2/88
191	at Sea.	12/13/92

## CATEGORY

POINTS  
TOUCHDOWNS  
RUSHING TDS  
PASSING TDS  
FIELD GOALS ATTEMPTED  
FIELD GOALS MADE  
TOTAL FIRST DOWNS  
RUSHING FIRST DOWNS  
PASSING FIRST DOWNS  
TOTAL NET YARDS  
RUSHING ATTEMPTS  
NET YARDS RUSHING  
NET YARDS PASSING  
QB SACKS ALLOWED  
GROSS YARDS PASSING  
PASS ATTEMPTS  
PASS COMPLETIONS  
INTERCEPTIONS THROWN  
TOTAL TURNOVERS  
FUMBLES BY  
FUMBLES LOST  
PUNTS  
PUNTING AVERAGE  
PENALTIES  
YARDS PENALIZED

## EAGLES LOWS

0	last at Dal.	1/3/10
0	last vs. Dal.	10/20/13
0	last at Det.	11/26/15
0	last at Car.	10/25/15
0	last vs. Sea.	12/7/14
0	last at Det.	11/26/15
2	(5x) last vs. Was	10/24/37
0	(7x) last at Dal.	10/9/05
0	(2x) last vs. NYG	10/5/57
23	at Det.	9/20/35
9	(4x) last at Dal.	10/9/05
-36	at Chi.	11/19/39
-13	vs. NYG	12/11/77
0	last vs. NO	10/11/15
0	at Boston Redskins	10/18/36
3	vs. Pit.	12/1/46
0	at Bos.	10/18/36
0	last at Det.	11/26/15
0	last at Dal.	11/8/15
0	last at Dal.	11/8/15
0	last vs. TB	11/22/15
0	last vs. Bal.	11/15/81
0.0	last vs. Bal.	11/15/81
0	(16x) last vs. Dal.	12/28/08
0	(16x) last vs. Dal.	12/28/08

## OPPONENTS HIGHS

62	at NYG	11/26/72
8	(3x) last at NYG	11/26/72
6	vs. GB	11/11/62
5	(12x) last last at Det.	11/26/15
7	at NO	11/30/69
5	(7x) last vs. NYG	10/27/13
37	vs. GB	11/11/62
21	(2x) last vs. GB	11/11/62
22	at StL	12/13/64
652	at Dal.	10/9/66
67	at Det.	9/20/35
370	at Det.	9/20/35
440	at Dal.	10/9/66
11	at Dal.	9/15/91
447	at Dal.	10/9/66
63	at SF	11/25/02
37	vs. Min.	9/20/04
9	at Pit.	12/12/65
12	(2x) last at Pit.	12/12/65
8	vs. GB	12/1/74
6	(2x) last at NYG	11/17/68
15	at Was.	11/5/39
69.0	at Was.	12/27/03
22	vs. Chi.	11/26/44
170	vs. Chi.	11/26/44

## CATEGORY

POINTS  
TOUCHDOWNS  
RUSHING TDS  
PASSING TDS  
FIELD GOALS ATTEMPTED  
FIELD GOALS MADE  
TOTAL FIRST DOWNS  
RUSHING FIRST DOWNS  
PASSING FIRST DOWNS  
TOTAL NET YARDS  
RUSHING ATTEMPTS  
NET YARDS RUSHING  
NET YARDS PASSING  
QB SACKS ALLOWED  
GROSS YARDS PASSING  
PASS ATTEMPTS  
PASS COMPLETIONS  
INTERCEPTIONS THROWN  
TOTAL TURNOVERS  
FUMBLES BY  
FUMBLES LOST  
PUNTS  
PUNTING AVERAGE  
PENALTIES  
YARDS PENALIZED

## OPPONENTS LOWS

0	last vs. NYG	10/12/14
0	last vs. NYG	10/12/14
0	last vs. TB	11/22/15
0	last at Dal.	11/27/14
0	last vs. NYG	10/20/15
0	last vs. NYG	10/20/15
1	(3x) last at Cle	12/3/50
0	(6x) last vs. Arz.	11/27/08
0	(8x) last at Cle.	12/3/50
29	vs. Brooklyn	12/3/44
10	(2x) last vs. Arz.	11/27/08
-33	vs. Brooklyn	10/2/43
	NA	
0	last at NYG	12/28/14
0	(4x) last at Cle.	12/3/50
0	at Cle.	12/3/50
0	(5x) last at Cle.	12/3/50
0	last at Det.	11/26/15
0	last at Det.	11/26/15
0	last at Det.	11/26/15
0	last at Det.	11/26/15
0	last at Pit.	11/7/04
	NA	
0	(11x) last at NYJ	10/14/07
0	(11x) last at NYJ	10/14/07

# ATLANTA 26, PHILADELPHIA 24

MONDAY, SEPTEMBER 14, 2015 - GEORGIA DOME

The Eagles kicked off the 2015 regular season with a trip to Atlanta and got off to a slow start as the Falcons jumped out to an early lead that they would carry into halftime.

With the exception of an 11-play, 69-yard drive in the second quarter that was capped by a 29-yard field goal by **K Cody Parkey**, the Eagles offense struggled to find their rhythm in the first half.

The Birds' lone highlight of the first half occurred when **LB Kiko Alonso** made an acrobatic, one-handed interception of Falcons **QB Matt Ryan** to stifle an Atlanta drive in the end zone.

Ryan and **WR Julio Jones** connected on a 4-yard touchdown, and Atlanta **K Matt Bryant** hit two field goals to give the home team a 13-3 lead late in the second quarter.

Atlanta added to that lead when **S William Moore** stepped in front of a pass by Eagles **QB Sam Bradford** at the Philadelphia 30 with 1:05 remaining in the half, setting up Jones' second touchdown of the contest, a 22 yarder from Ryan.

Trailing 20-3 at intermission, the Eagles received a spark when **S Walter Thurmond** intercepted Ryan on third-and-14. Thurmond returned the interception 23 yards to the Atlanta 8, and two plays later **RB DeMarco Murray** ran the ball in from 8 yards out for the Eagles first touchdown of the season.

Murray's score brought the Eagles to within 20-10 and the offense went right back to work after the Birds defense forced a quick stop. Unlike their last scoring drive, which started on the Falcons 8, the Eagles faced a steeper task when they took over at their own 5 following a 62-yard punt by Falcons **P Matt Bosher**.


Despite multiple penalties that would have derailed most drives, the Birds put together a 13-play, 95-yard drive and closed the gap to 20-7 when Bradford connected with Murray in the left flat for a 5-yard touchdown.

Bryant hit another field goal to extend Atlanta's lead to 23-17, but Bradford moved the Eagles down the field on their next possession. Receptions of 24 yards by **RB Darren Sproles**, 21 yards by **TE Zach Ertz** and 19 yards by **WR Jordan Matthews**, moved the Eagles to the Falcons 1, and **RB Ryan Mathews** punched in the ball on first-and-goal to give the Eagles their first lead of the night at 24-23.

The Ryan-to-Jones combination proved to be too much on Atlanta's next possession, as the duo connected on a 44-yard gain on their first play following the Eagles' touchdown. Despite a strong stand from the Eagles defense following the big play, Bryant kicked his fourth field goal of the night: a 47 yarder that proved to be the deciding points in the contest.

The Eagles appeared ready to re-take the lead when Mathews brought a screen pass 25 yards down to the Atlanta 10; however, a holding penalty on **C Jason Kelce** nullified the gain and after Mathews failed to convert on third-and-1 from the 26, Parkey pushed a 44-yard attempt wide right.

Philadelphia received one more opportunity to make a comeback, but Bradford was intercepted on a tipped ball at the Eagles 29 yard line and Atlanta kneeled out the clock for the win.



Celek, Jenkins, Ryans



Murray



## SCORING RECAP

	1st	2nd	3rd	4th	Pts
<b>Philadelphia</b>	0	3	14	7	24
<b>Atlanta</b>	3	17	0	6	26
Atl - M. Bryant, 41 FG (7-52, 3:04)					
Atl - J. Jones, 4 pass from Ryan (Bryant) (11-88, 5:39)					
Phi - C. Parkey, 29 FG (11-69, 3:26)					
Atl - M. Bryant, 39 FG (9-25, 4:00)					
Atl - J. Jones, 22 pass from Ryan (Bryant) (1-27, 0:14)					
Phi - D. Murray, 8 run (Parkey) (2-8, 0:12)					
Phi - D. Murray, 5 pass from Bradford (Parkey) (13-95, 6:10)					
Atl - M. Bryant, 44 FG (14-62, 7:50)					
Phi - R. Mathews, 1 run (Parkey) (6-80, 2:12)					
Atl - M. Bryant, 47 FG (5-51, 2:10)					

## TEAM STATISTICS

	PHILADELPHIA	ATLANTA
<b>First Downs</b>	23	21
<b>Net Yards Gained</b>	399	395
<b>Rushes/Yards</b>	16/63	35/105
<b>Net Yards Passing</b>	336	290
<b>Att/Comp/INT</b>	52/36/2	34/23/2
<b>Sacked/Yards Lost</b>	0/0	1/8
<b>Punts/Average</b>	5/45.2	4/57.8
<b>Fumbles/Lost</b>	0/0	0/0
<b>Penalties/Yards</b>	10/88	7/57
<b>Time of Possession</b>	24:33	35:27
<b>3rd-Down Efficiency</b>	3/12	4/14
<b>Turnover Ratio</b>	0	0

**Notes:** In his first regular season action since 10/20/13, Bradford threw for 336 yards and a touchdown on 36 of 52 passes, setting a career high in completions and marking the third-highest yardage total of his career...Matthews set a career high with 10 receptions, while registering his fourth-career 100-yard performance...Murray scored his first rushing TD as an Eagle and now has at least one rushing score in each of his last eight games (including playoffs), the longest active streak in the NFL.

**Weather:** Indoor **Wind:** None **Surface:** FieldTurf **Time:** 3:03

## EAGLES INDIVIDUAL STATISTICS

<b>RUSHING:</b> D. Sproles 5-50, D. Murray 8-9-1TD, R. Mathews 3-4-1TD
<b>RECEIVING:</b> J. Matthews 10-102, D. Sproles 7-76, D. Murray 4-11-1TD, Z. Ertz 3-46, R. Cooper 3-25, R. Mathews 3-24, M. Austin 2-22, J. Huff 2-19, B. Celek 1-6, N. Agholor 1-5
<b>PASSING:</b> S. Bradford 36-52-336-1TD-2
<b>INTERCEPTIONS:</b> W. Thurmond 1-23, K. Alonso 1-0
<b>SACKS:</b> F. Cox 1.0
<b>FIELD GOALS:</b> C. Parkey (29G, 44N)

## FALCONS INDIVIDUAL STATISTICS

<b>RUSHING:</b> T. Coleman 20-80, D. Freeman 10-18, M. Ryan 5-7
<b>RECEIVING:</b> J. Jones 9-141-2TDs, R. White 4-84, D. Freeman 3-29, J. Tammie 3-19, L. Hankerson 2-16, N. Williams 1-5, L. Toilolo 1-4
<b>PASSING:</b> M. Ryan 23-34-298-2TDs-2
<b>INTERCEPTIONS:</b> W. Moore 1-3, R. Allen 1-0
<b>SACKS:</b> None
<b>FIELD GOALS:</b> M. Bryant (41G, 39G, 44G, 47G)



# DALLAS 20, PHILADELPHIA 10

SUNDAY, SEPTEMBER 20, 2015 - LINCOLN FINANCIAL FIELD

After opening the 2015 season on the road against Atlanta, the Eagles returned to Philadelphia for their home opener against the division-rival Dallas Cowboys.

The highly-anticipated NFC East rivalry game got off to a slow start, with neither offense generating much production throughout the first half.

The Birds defense set the tone early when **LB Connor Barwin** dropped Cowboys **QB Tony Romo** for a loss of 6 on the game's second play from scrimmage.

After back-to-back Eagles possessions ended in punts, Dallas managed to put together the first scoring drive of the game.

Starting at his own 20-yard line, Romo marched the Cowboys deep into Philadelphia territory and eventually hit **TE Gavin Escobar** for a 13-yard gain down to the Eagles 1. Dallas challenged the spot of the ball, but the ruling was upheld and the Cowboys set out to capitalize on first-and-goal from the goalline. The Eagles defense held strong on three-straight plays and forced the Cowboys to settle for a 20-yard field goal by **K Dan Bailey**.

Both offenses remained stagnant in the second quarter until Dallas managed another field goal, this time a 28-yarder, as time expired in the first half.

Although Philadelphia received the second-half kickoff trailing just 6-0, Dallas quickly increased their lead when Cowboys **S Danny McCray** blocked a punt by Eagles **P Donnie Jones** and Dallas **LB Kyle Wilber** returned the ball 26 yards for a touchdown.

Trailing 13-0, the Eagles finally received a jolt when rookie **LB Jordan Hicks** sacked Romo and forced a fumble that was recovered by **DE Fletcher Cox** at the Philadelphia 39.

Romo sustained a clavicle injury on the hit from Hicks and was ruled out for the remainder of the game.


The Eagles offense found a rhythm following the turnover, as an 18-yard catch-and-run by **RB DeMarco Murray** helped convert a second-and-15, and a pair of defensive penalties gave the Eagles two more first downs. **QB Sam Bradford** completed four straight passes to set the Eagles up with first-and-goal from the Dallas 3, but he was intercepted by Cowboys **LB Sean Lee** in the end zone while targeting **TE Zach Ertz** on second down.

While Lee's interception stifled Philadelphia's scoring opportunity, the Birds offense again moved the ball well on its next possession and got on the board with a 46-yard field goal from **K Cody Parkey**.

Trailing 13-3, the home team received another boost from its defensive unit when **CB Byron Maxwell** stripped Escobar at the Eagles 35 on the Cowboys' next drive. **S Malcolm Jenkins** scooped up the loose ball and returned the fumble 34 yards, giving the Eagles offense the ball deep in Dallas territory.

The momentum swing was short lived, as Dallas recovered a botched shotgun snap between Bradford and **C Jason Kelce** on the Eagles' next play.

The Cowboys and Eagles each scored their lone offensive touchdowns with under five minutes left in regulation, as Cowboys **WR Terrance Williams**



## SCORING RECAP

	1st	2nd	3rd	4th	Pts
<b>Dallas</b>	3	3	7	7	20
<b>Philadelphia</b>	0	0	0	10	10
Dal - D. Bailey, 20 FG (12-79, 6:04)					
Dal - D. Bailey, 28 FG (15-79, 5:24)					
Dal - K. Wilber, 26 fumble return of blocked punt (Bailey)					
Phi - C. Parkey, 46 FG (8-52, 2:16)					
Dal - T. Williams, 42 pass from Weeden (Bailey) (3-41, 0:16)					
Phi - J. Matthews, 6 pass from Bradford (Parkey) (11-80, 2:52)					

## TEAM STATISTICS

	DALLAS	PHILADELPHIA
<b>First Downs</b>	21	17
<b>Net Yards Gained</b>	359	226
<b>Rushes/Yards</b>	33/109	17/7
<b>Net Yards Passing</b>	250	219
<b>Att/Comp/INT</b>	34/25/0	37/23/2
<b>Sacked/Yards Lost</b>	3/18	1/5
<b>Punts/Average</b>	6/52.5	7/43.1
<b>Fumbles/Lost</b>	2/2	2/1
<b>Penalties/Yards</b>	18/142	8/60
<b>Time of Possession</b>	40:30	19:30
<b>3rd-Down Efficiency</b>	4/12	2/11
<b>Turnover Ratio</b>	+1	-1

found the end zone on a 42-yard pass from **QB Brandon Weeden** and Eagles **WR Jordan Matthews** hauled in a 6-yard touchdown from Bradford.

Following the loss, the Eagles (0-2) will travel to MetLife Stadium to take on the New York Jets in Week 3.

**Notes:** Through the first two games of the season, the Eagles defense allowed one touchdown in five red zone opportunities and forced field goals on both of Dallas' attempts...**LS Jon Dorenbos** played in his 135th consecutive game, tying Herman Edwards for the sixth-longest streak in team history on defense

**Weather:** Partly Cloudy **Wind:** NNE 15 mph **Surface:** Grass **Time:** 3:13



## EAGLES INDIVIDUAL STATISTICS

**RUSHING:** S. Bradford 2-9, D. Murray 13-2, R. Matthews 1-0, D. Sproles 1--4

**RECEIVING:** J. Matthews 6-80-1TD, D. Murray 5-53, D. Sproles 4-23, N. Agholor 3-31, Z. Ertz 3-17, J. Huff 2-20

**PASSING:** S. Bradford 23-37-224-1TD-2

**INTERCEPTIONS:** None

**SACKS:** C. Barwin 1.0, J. Hicks 1.0, C. Thornton 1.0

**FIELD GOALS:** C. Parkey (46G)

## COWBOYS INDIVIDUAL STATISTICS

**RUSHING:** J. Randle 18-51, D. McFadden 10-31, T. Romo 1-12, L. Dunbar 1-8, B. Weeden 3-7

**RECEIVING:** J. Witten 7-56, T. Williams 4-84-1TD, C. Beasley 4-14, L. Dunbar 3-45, D. McFadden 2-21, G. Escobar 2-16, D. Street 1-18, J. Randle 1-14, G. Swaim 1-0

**PASSING:** T. Romo 18-27-195-0TDs-0, B. Weeden 7-7-73-1TD-0

**INTERCEPTIONS:** J. Wilcox 1-24, S. Lee 1-0

**SACKS:** A. Hitchens 1.0

**FIELD GOALS:** D. Bailey (20G, 28G)

# PHILADELPHIA 24, N.Y. JETS 17

SUNDAY, SEPTEMBER 27, 2015 - METLIFE STADIUM

After opening the season with consecutive losses to the Falcons and the Cowboys, the Eagles headed north to face the New York Jets in search of their first victory of 2015.

The Birds jumped out of the gate against the Jets, with the defense forcing a three-and-out on New York's first series and the offense putting together an 11-play, 59-yard field goal drive on its first possession.

The score remained 3-0 Philadelphia for the duration of the first quarter, as the Eagles defense surrendered just one first down in the first 15 minutes of play.

The Birds' strong defensive effort carried over into the second quarter, as the Jets were forced to punt for the fourth time in as many drives following an incomplete pass from Jets **QB Ryan Fitzpatrick** on third-and-8.

Following the three-and-out, Jets **P Ryan Quigley** unleashed a 54-yard punt that ran return man **Darren Sproles** to the sideline at the Eagles 11-yard line. Sproles fielded the punt and although it initially appeared that he would be pinned down for a short gain, the shifty veteran evaded the first would-be tackler, made five more Jets miss, and broke free down the sideline for an 89-yard touchdown.

Sproles' score gave the Eagles a 10-0 lead and marked the sixth punt return touchdown of his career.

The Eagles defense forced punts on New York's next two possessions, and the offense found a groove with just over eight minutes remaining in the first half.

**RB Ryan Mathews**, who received the bulk of the running workload in the absence of injured starter **DeMarco Murray**, kicked off the drive with an 11-yard run off right tackle. Two plays later, **QB Sam Bradford** found **TE Zach Ertz** for a 21-yard gain to move the Eagles into Jets' territory. Sproles ran for 12 yards on third-and-2 from the Jets 35 and two plays later Bradford hit Mathews in stride on a wheel route down the right sideline for a 23-yard touchdown and a 17-0 lead.

With momentum already in the Eagles' favor following the touchdown, the Birds defense provided another spark on the Jets' next play from scrimmage when rookie **LB Jordan Hicks** recovered a **WR Brandon Marshall** fumble and returned the loose ball to New York's 36-yard line.

An unnecessary roughness call helped extend the Eagles' next drive and after a series of runs by Sproles and Mathews, Bradford hit **WR Jordan Matthews** on a drag route to set up third-and-goal from the 1. Sproles punched the ball in on the next play and gave the Eagles a 24-0 lead that they would never relinquish.

Although Marshall caught an 11-yard touchdown from Fitzpatrick just before halftime to cut the lead to 24-7, the Eagles defense remained stout, surrendering just 10 points while forcing three turnovers in the second half.

In the third quarter, rookie **DB Eric Rowe** blanketed Jets **WR Devin Smith** on a deep pass to the end zone and hauled in the ball for his first-career interception. In the fourth quarter, **DE Brandon Bair** batted a Fitzpatrick pass at the line and Hicks snagged the ball out of the air for the first interception of his career. **S Walter**



## EAGLES INDIVIDUAL STATISTICS

**RUSHING:** R. Mathews 24-108, D. Sproles 11-17-1TD, S. Bradford 3--2

**RECEIVING:** J. Matthews 6-49, D. Sproles 4-19, Z. Ertz 2-30, R. Mathews 2-20-1TD

**PASSING:** S. Bradford 14-28-118-1TD-0

**INTERCEPTIONS:** J. Hicks 1-0, E. Rowe 1-0, W. Thurmond 1-0

**SACKS:** C. Barwin 1.0

**FIELD GOALS:** C. Parkey (30G)



## SCORING RECAP

	1st	2nd	3rd	4th	Pts
Philadelphia	3	21	0	0	24
N.Y. Jets	0	7	0	10	17
Phi - C. Parkey, 30 FG (11-59, 4:15)					
Phi - D. Sproles, 89 punt return (Parkey)					
Phi - R. Mathews, 23 pass from Bradford (Parkey) (8-75, 3:19)					
Phi - D. Sproles, 1 run (Parkey) (7-36, 2:27)					
NYJ - B. Marshall, 16 pass from Fitzpatrick (Folk) (9-79, 2:05)					
NYJ - J. Kerley, 7 pass from Fitzpatrick (Folk) (16-81, 8:11)					
NYJ - N. Folk, 53 FG (5-16, 0:28)					

## TEAM STATISTICS

	PHILADELPHIA	N.Y. JETS
First Downs	18	19
Net Yards Gained	231	323
Rushes/Yards	38/123	16/47
Net Yards Passing	108	276
Att/Comp/INT	28/14/0	58/35/3
Sacked/Yards Lost	1/10	1/7
Punts/Average	9/48.9	8/46.4
Fumbles/Lost	1/1	2/1
Penalties/Yards	5/21	6/53
Time of Possession	28:11	31:49
3rd-Down Efficiency	4/15	7/17
Turnover Ratio	+3	-3

**Thurmond** then secured the Birds' final turnover with his second interception of the season.

Following their first win of the year, the Eagles will head to Washington for a Week 4 divisional matchup.

**Notes:** Sproles' 89-yard punt return touchdown marked the longest punt return of his career and the second-longest punt return in Eagles history...Sproles' rushing TD and punt return TD make him one of three Eagles since 1960 to record both a rushing and punt return touchdown in the same game...**LB Connor Barwin** recorded his second sack of the season and has 21.5 as an Eagle, moving past Brian Dawkins (21) and into 20th on the team's all-time list

**Weather:** Sunny **Wind:** E 7 mph **Surface:** FieldTurf **Time:** 3:15

## JETS INDIVIDUAL STATISTICS

**RUSHING:** B. Powell 10-31, R. Fitzpatrick 4-13, Z. Stacy 2-3

**RECEIVING:** B. Marshall 10-109-1TD, B. Powell 7-44, J. Kerley 6-33-1TD, Q. Enunwa 5-50, D. Smith 3-39, J. Cumberland 2-10, Z. Stacy 2--2

**PASSING:** R. Fitzpatrick 35-58-283-2TDs-3

**INTERCEPTIONS:** None

**SACKS:** M. Wilkerson 0.5, L. Williams 0.5

**FIELD GOALS:** N. Folk (53G)



# WASHINGTON 23, PHILADELPHIA 20

SUNDAY, OCTOBER 4, 2015 - FEDEXFIELD

The Eagles secured their first win of the season against the New York Jets in Week 3 and headed to Washington in Week 4 to take on the division rival Redskins.

The Eagles offense struggled to find a rhythm early in the contest and Washington jumped out to a 13-0 lead following two first-quarter field goals and a 1-yard touchdown run by **QB Kirk Cousins** in the second quarter.

Just before the two-minute warning, Eagles **RB Darren Sproles** provided the visitors with a spark when he returned a punt 45 yards to set up the Eagles offense deep in Redskins' territory.

After collecting a first down, **QB Sam Bradford** found **TE Zach Ertz** in the end zone for what appeared to be the Birds' first points of the game; however, an illegal formation penalty negated the touchdown and pushed the Eagles back to the 16-yard line.

After failing to capitalize following the penalty, the Birds were forced to settle for a 33-yard field goal attempt, which newly-signed **K Caleb Sturgis** pushed wide left.

Despite trailing 13-0 at the half, the Eagles offense came out of the tunnel with a purpose and got to work after receiving the second-half kickoff. Bradford converted two third downs on the first drive of the half, scrambling for 14 yards on third-and-7 from the Eagles 23 and connecting with **WR Nelson Agholor** for 9 yards on third-and-8 from the Eagles 39. Two plays later, **WR Riley Cooper** got behind the Washington secondary and Bradford hit him in stride for a 62-yard touchdown.

Cooper's first touchdown of 2015 pulled the Eagles to within 13-6 and despite a missed extra point by Sturgis, Philadelphia found themselves trailing Washington by just one score.

The Eagles defense forced a three-and-out on the Redskins' next possession and Bradford and the offense took advantage immediately.


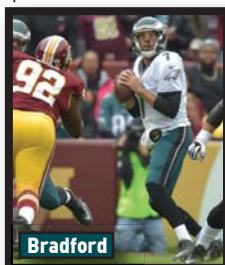
**WR Jordan Matthews** hauled in a 30 pass from Bradford on second-and-11 from the Philadelphia 43 and the officials tacked on an extra 14 yards for an unnecessary roughness penalty on Redskins **S Trenton Robinson**, moving the ball to the Washington 13.

On third-and-7 from the Washington 10, Redskins **LB Ryan Kerrigan** shot into the backfield and flushed Bradford out of the pocket, but the Eagles' signal caller was able to evade the rush and hit **TE Brent Celek** for a 10-yard touchdown to tie the game at 13-13.

The Redskins reclaimed the lead with a field goal on their next possession, but the third quarter ended on a high note for the Birds, as **LB Brandon Graham** stripped Washington **TE Jordan Reed** and Eagles rookie **LB Jordan Hicks** recovered the fumble at the Philadelphia 42.

A 4-yard completion to Ertz, coupled with another unnecessary roughness penalty on Robinson, moved the Eagles to the Redskins 39. On the next play, Bradford connected with **WR Miles Austin** on a perfect deep ball for a 39-yard score to give the Eagles their first lead of the day at 20-16.

After both offenses failed to sustain drives throughout the fourth quarter, the Redskins offense finally found its groove on its final possession of the game. With just over six minutes remaining in regulation,



## SCORING RECAP

	1st	2nd	3rd	4th	Pts
<b>Philadelphia</b>	0	0	13	7	20
<b>Washington</b>	6	7	3	7	23
<b>Was</b> - D. Hopkins, 20 FG (13-78, 7:38)					
<b>Was</b> - D. Hopkins, 38 FG (10-39, 5:11)					
<b>Was</b> - K. Cousins, 1 run (Hopkins) (10-68, 5:35)					
<b>Phi</b> - R. Cooper, 62 pass from Bradford (Sturgis kick failed) (8-80, 3:06)					
<b>Phi</b> - B. Celek, 10 pass from Bradford (Sturgis) (5-56, 1:33)					
<b>Was</b> - D. Hopkins, 33 FG (9-65, 4:28)					
<b>Phi</b> - M. Austin, 39 pass from Bradford (Sturgis) (3-58, 0:21)					
<b>Was</b> - P. Garcon, 4 pass from Cousins (Hopkins) (15-90, 5:39)					

## TEAM STATISTICS

	PHILADELPHIA	WASHINGTON
<b>First Downs</b>	14	25
<b>Net Yards Gained</b>	320	417
<b>Rushes/Yards</b>	18/87	32/127
<b>Net Yards Passing</b>	233	290
<b>Att/Comp/INT</b>	28/15/0	46/31/0
<b>Sacked/Yards Lost</b>	5/37	1/0
<b>Punts/Average</b>	6/41.8	5/44.2
<b>Fumbles/Lost</b>	2/2	2/1
<b>Penalties/Yards</b>	8/72	10/110
<b>Time of Possession</b>	18:52	41:08
<b>3rd-Down Efficiency</b>	4/12	9/17
<b>Turnover Ratio</b>	-1	+1

Cousins took over on his own 10 and engineered a 90-yard drive that featured seven first downs and was capped by a 4-yard touchdown pass to **WR Pierre Garcon** with 26 seconds left on the clock.

After two weeks on the road, the Eagles will return to Philadelphia in Week 5 to take on the New Orleans Saints.

**Notes:** Bradford threw for 270 yards and three touchdowns, marking his seventh-career three-touchdown game. His 122.6 QB rating was the second-highest of his career...Sproles' 45-yard punt return marked his ninth career punt return of 40-plus yards... Hicks' fumble recovery was his third takeaway in two games and the Eagles ninth of the season

**Weather:** Cloudy **Wind:** NE 13 mph **Surface:** Grass **Time:** 3:08

## EAGLES INDIVIDUAL STATISTICS

<b>RUSHING:</b> D. Murray 8-36, R. Matthews 5-20, D. Sproles 4-17, S. Bradford 1-14
<b>RECEIVING:</b> N. Agholor 3-64, J. Matthews 3-50, R. Cooper 2-72-1TD, M. Austin 2-51-1TD, D. Murray 2-12, Z. Ertz 2-11, B. Celek 1-10-1TD
<b>PASSING:</b> S. Bradford 15-28-270-3TDs-0
<b>INTERCEPTIONS:</b> None
<b>SACKS:</b> B. Graham 1.0
<b>FIELD GOALS:</b> C. Sturgis (30N)

## REDSKINS INDIVIDUAL STATISTICS

<b>RUSHING:</b> A. Morris 17-62, C. Thompson 6-53, M. Jones 7-11, K. Cousins 1-1-1TD, D. Young 1-0
<b>RECEIVING:</b> J. Crowder 7-65, P. Garcon 7-55-1TD, R. Grant 5-45, J. Reed 5-37, C. Thompson 2-24, D. Carrier 2-18, A. Morris 2-3, R. Ross 1-43
<b>PASSING:</b> K. Cousins 31-46-290-1TD-0
<b>INTERCEPTIONS:</b> None
<b>SACKS:</b> C. Baker 2.0, R. Kerrigan 1.0, T. Murphy 1.0, P. Smith 1.0
<b>FIELD GOALS:</b> D. Hopkins (20G, 38G, 33G)

# PHILADELPHIA 39, NEW ORLEANS 17

SUNDAY, OCTOBER 11, 2015 - LINCOLN FINANCIAL FIELD

Although two early drives were derailed by red zone interceptions, the Eagles offense had its finest game of the 2015 season when the Birds hosted the New Orleans Saints in Week 5.

**QB Sam Bradford** completed 32-of-45 passes for 333 yards and two touchdowns, while the ground attack got on track with a season-high 186 rushing yards on 34 attempts.

The Saints struck first, taking a 7-0 lead when **QB Drew Brees** found **TE Ben Watson** for a 6-yard touchdown near the end of the first quarter.

The Eagles offense responded early in the second quarter, as Bradford found **WR Josh Huff** for a short gain, and the second-year receiver turned up field and raced down the sideline for a 41-yard score.



Despite giving up the early touchdown to Brees, the Eagles defense held New Orleans in check for the remainder of the half and Eagles **K Caleb Sturgis** connected on a 39-yard field goal late in the second quarter to give the home team a 10-7 halftime lead.


The Saints received the second-half kickoff and were able to move down the field quickly due to a 46-yard reception by **WR Brandin Cooks**, but the Eagles defense tightened inside the 10 and forced New Orleans to settle for a 21-yard field goal that knotted the score at 10-10.

From that point on, it was all Philadelphia.

Following the field goal, Bradford engineered a nine-play, 80-yard touchdown drive, with **RB Ryan Mathews** finding the end zone on a 2-yard plunge up the middle.

It didn't take long for the Birds to extend their lead, as Eagles **DE Fletcher Cox** strip-sacked Brees on the Saints' next play from scrimmage and rookie **LB Jordan Hicks** recovered the loose ball to return possession to the Eagles offense deep in New Orleans territory.

On the very next play, Bradford lofted a pass to the end zone and **TE Brent Celek** hauled it in for a 13-yard touchdown and a 23-10 lead.



The Birds took a 26-10 advantage when Sturgis hit a 29-yard field goal to close out the third quarter and then increased their lead to 29-10 when Sturgis connected on a 26-yard attempt early in the fourth.

Following the field goal, Brees hit **WR Willie Snead** for a 59-yard gain that moved the Saints to the Eagles 12-yard line; however, the Saints' momentum was short lived, as Eagles **LB DeMeco Ryans** stripped New Orleans **TE Michael Hoomanawanui** on the next play and **CB Byron Maxwell** recovered the ball for the Eagles' third takeaway of the game.

The Birds offense put together another field goal drive to make the score 32-10 with less than five minutes remaining in regulation and once again, the Eagles defense quickly forced another New Orleans turnover when **DB Walter Thurmond** jumped in front of a pass intended for Saints **WR Brandon Coleman**.

Thurmond returned the pick to the Saints 4-yard line, and **RB DeMarco Murray** put the finishing touches on the game with a touchdown run on the next play from scrimmage.

The Saints mustered one last touchdown when Brees connected with Cooks for a 14-yard score as time expired, bringing the final tally to 39-17.

## EAGLES INDIVIDUAL STATISTICS

**RUSHING:** D. Murray 20-83-1TD, R. Mathews 8-73-1TD, D. Sproles 5-27, S. Bradford 1-3


**RECEIVING:** D. Murray 7-37, Z. Ertz 5-60, J. Matthews 5-44, J. Huff 4-78-1TD, B. Celek 3-44-1TD, R. Cooper 3-32, R. Mathews 2-23, D. Sproles 1-10, N. Agholor 1-5

**PASSING:** S. Bradford 32-45-333-2TDs-2

**INTERCEPTIONS:** W. Thurmond 1-44

**SACKS:** F. Cox 3.0, B. Brame 1.0, B. Logan 1.0

**FIELD GOALS:** C. Sturgis (39G, 29G, 26G, 41G)



## SCORING RECAP

	1st	2nd	3rd	4th	Pts
<b>New Orleans</b>	7	0	3	7	17
<b>Philadelphia</b>	0	10	16	13	39
<b>NO</b> - B. Watson, 6 pass from Brees (Hocker) [8-80, 3:49]					
<b>Phi</b> - J. Huff, 41 pass from Bradford (Sturgis) [4-81, 1:45]					
<b>Phi</b> - C. Sturgis, 39 FG [6-25, 1:02]					
<b>NO</b> - Z. Hocker, 21 FG [10-72, 3:48]					
<b>Phi</b> - R. Mathews, 2 run (Sturgis) [9-80, 4:28]					
<b>Phi</b> - B. Celek, 13 pass from Bradford (Sturgis kick failed) [1-13, 0:05]					
<b>Phi</b> - C. Sturgis, 29 FG [8-39, 3:29]					
<b>Phi</b> - C. Sturgis, 26 FG [9-73, 3:56]					
<b>Phi</b> - C. Sturgis, 41 FG [9-60, 4:32]					
<b>Phi</b> - D. Murray, 4 run (Sturgis) [1-4, 0:04]					
<b>NO</b> - B. Cooks, 14 pass from Brees (Hocker) [14-80, 3:44]					

## TEAM STATISTICS

	NEW ORLEANS	PHILADELPHIA
<b>First Downs</b>	19	34
<b>Net Yards Gained</b>	388	519
<b>Rushes/Yards</b>	21/96	34/186
<b>Net Yards Passing</b>	292	333
<b>Att/Comp/INT</b>	43/26/1	45/32/2
<b>Sacked/Yards Lost</b>	5/43	0/0
<b>Punts/Average</b>	6/39.5	1/50.0
<b>Fumbles/Lost</b>	3/3	0/0
<b>Penalties/Yards</b>	7/78	4/35
<b>Time of Possession</b>	25:58	34:02
<b>3rd-Down Efficiency</b>	8/16	4/11
<b>Turnover Ratio</b>	-2	+2

The win improved the Eagles record to 2-3 ahead of a Monday night home game against the New York Giants.

**Notes:** The Eagles recorded 34 first downs, which tied for the highest total in team history...The Birds sacked Brees five times, including a career-high three by Cox. Cox also forced two fumbles to become the first Eagles player with three sacks and two forced fumbles in the same game since sacks became an official stat in 1982...

**Weather:** Clear **Wind:** SW 6 mph **Surface:** Grass **Time:** 3:08

## SAINTS INDIVIDUAL STATISTICS

**RUSHING:** M. Ingram 12-57, K. Robinson 5-30, C. Spiller 3-10, D. Brees 1--1

**RECEIVING:** W. Snead 6-141, B. Cooks 5-107-1TD, B. Watson 3-36-1TD, M. Colston 3-36, C. Spiller 3--8, M. Ingram 2-17, M. Hoomanawanui 2-4, K. Robinson 2-2

**PASSING:** D. Brees 26-43-335-2TDs-1

**INTERCEPTIONS:** B. Browner 1-0, D. Breaux 1-0

**SACKS:** None

**FIELD GOALS:** Z. Hocker (21G)



# PHILADELPHIA 27, N.Y. GIANTS 7

MONDAY, OCTOBER 19, 2015 - LINCOLN FINANCIAL FIELD

After starting the season 0-2, the Eagles improved their record to 2-3 in advance of a *Monday Night Football* showdown against the division rival New York Giants, and found themselves in a position to take over first place in the NFC East with a victory over New York.

The Giants jumped out to an early 7-0 lead, as **QB Eli Manning** directed an eight-play, 80-yard touchdown drive on the game's first possession, finding **WR Odell Beckham Jr.** for a 13-yard score to cap the drive.

New York looked to add to their lead on their next drive, as they marched into Eagles territory once again and found themselves with a first-and-10 at the Philadelphia 23.

Manning, who was a perfect 10-for-10 to that point, fired a pass to **TE Larry Donnell** in the left flat, and although it initially appeared that Donnell was able to corral the pass, Eagles **LB DeMeco Ryans** wrestled the ball away for his first interception of the season.



The momentum swing was evident following Ryans' interception, as the Eagles offense capitalized on the early takeaway by driving 78 yards on seven plays and knotting the score at 7-7 when **WR Riley Cooper** hauled in a 32-yard touchdown pass from **QB Sam Bradford**.


Although New York moved the ball with ease on their first two possessions, the Birds defense clamped down on the Giants' ensuing drive. On third-and-1 from the Philadelphia 41, Eagles **DE Fletcher Cox** stuffed Giants **RB Rashad Jennings** for no gain and on fourth-and-1, Eagles **LB Brandon Graham** dropped Jennings for a 2-yard loss.

The Eagles offense went three-and-out on its next possession, but the defense picked up the slack when **CB Nolan Carroll** stepped in front of a pass intended for Giants **WR Dwayne Harris** and took the interception back 17 yards for a score.

Carroll's touchdown was the first of his professional career and marked the defense's first score of the season.

Both teams traded possessions and turnovers for the remainder of the half, with Bradford throwing an interception and Jennings fumbling a ball that was recovered by Ryans.

Just before halftime, the Eagles put together a field goal drive, as **K Caleb Sturgis** connected on a 37-yard attempt to give the home team a 17-7 halftime lead.



The Eagles received the second-half kickoff, but their first drive of the half came to a halt when **WR Jordan Matthews** was stripped after a short catch by Giants **LB Uani 'Unga** and New York **DE Damontre Moore** picked up the loose ball.


Despite the early second-half miscue, the Eagles offense responded on its next possession with an 85-yard scoring drive. It appeared that the drive would stall at the Philadelphia 23 when the Birds failed to convert a third-and-2, but a running-into-the-punter penalty on the Giants extended the drive.

A series of big runs by Eagles **RB DeMarco Murray** and a 19-yard pass from Bradford to Matthews moved the Birds deep into Giants' territory and on first-and-10 from the 12, Murray bounced a run outside, stiff armed Giants **S Brandon Meriweather**, and found paydirt to give the Eagles a 24-7 lead.

Sturgis added a fourth-quarter field goal to help extend the

## EAGLES INDIVIDUAL STATISTICS

<b>RUSHING:</b> D. Murray 21-112-1TD, R. Matthews 9-40, D. Sproles 2-4, S. Bradford 5-2
<b>RECEIVING:</b> J. Matthews 6-59, Z. Ertz 4-43, R. Cooper 3-76-1TD, M. Austin 3-60, J. Huff 3-19, D. Murray 3-14, R. Matthews 1-6, D. Sproles 1-3
<b>PASSING:</b> S. Bradford 24-38-280-1TD-3
<b>INTERCEPTIONS:</b> N. Carroll 1-17-1TD, D. Ryans 1-0
<b>SACKS:</b> F. Cox 1.0, V. Curry 1.0, B. Graham 1.0
<b>FIELD GOALS:</b> C. Sturgis (37G, 39G)



## SCORING RECAP

	1st	2nd	3rd	4th	Pts
<b>N.Y. Giants</b>	7	0	0	0	7
<b>Philadelphia</b>	7	10	7	3	27
<b>NYG</b> - O. Beckham Jr., 13 pass from Manning (Brown) (8-80, 4:37)					
<b>Phi</b> - R. Cooper, 32 pass from Bradford (Sturgis) (7-78, 1:45)					
<b>Phi</b> - N. Carroll, 17 interception return (Sturgis)					
<b>Phi</b> - C. Sturgis, 37 FG (8-47, 1:09)					
<b>Phi</b> - D. Murray, 12 run (Sturgis) (11-85, 4:36)					
<b>Phi</b> - C. Sturgis, 39 FG (10-40, 5:16)					

## TEAM STATISTICS

	N.Y. GIANTS	PHILADELPHIA
<b>First Downs</b>	18	24
<b>Net Yards Gained</b>	247	428
<b>Rushes/Yards</b>	23/81	37/158
<b>Net Yards Passing</b>	166	270
<b>Att/Comp/INT</b>	38/24/2	38/24/3
<b>Sacked/Yards Lost</b>	3/23	1/10
<b>Punts/Average</b>	8/42.4	4/54.3
<b>Fumbles/Lost</b>	2/1	3/1
<b>Penalties/Yards</b>	12/94	9/72
<b>Time of Possession</b>	29:30	30:30
<b>3rd-Down Efficiency</b>	4/13	6/16
<b>Turnover Ratio</b>	+1	-1

lead to 27-7 and the defense did the rest by keeping the Giants off the board for the remainder of the night.

The win improved Philadelphia's record to 3-3 and vaulted the team into first place in the NFC East.

**Notes:** Manning finished the game with 109 yards. Heading into the game, the Giants ranked second in the NFL by allowing just 80.6 rushing yards per game and had not surrendered a 100-yard performer all year...**RB Darren Sproles** (17,178) surpassed Derrick Mason (17,150) and moved into 15th place in NFL history in terms of all-purpose yardage..With his interception, Ryans became the only LB in the NFL with at least one INT in the last four seasons

**Weather:** Clear **Wind:** SSW 6 mph **Surface:** Grass **Time:** 3:05

## GIANTS INDIVIDUAL STATISTICS

<b>RUSHING:</b> R. Jennings 13-63, E. Manning 1-12, A. Williams 5-6, S. Vereen 4-0
<b>RECEIVING:</b> O. Beckham Jr. 7-61-1TD, R. Randle 5-44, L. Donnell 3-29, R. Jennings 3-20, W. Tye 2-22, D. Harris 2-18, S. Vereen 1-6, E. Flowers 1--11
<b>PASSING:</b> E. Manning 24-38-189-1TD-2
<b>INTERCEPTIONS:</b> B. Meriweather 1-26, J. Hosley 1-17, L. Collins 1-0
<b>SACKS:</b> D. Moore 1.0
<b>FIELD GOALS:</b> None

# CAROLINA 27, PHILADELPHIA 16

SUNDAY, OCTOBER 25, 2015 - BANK OF AMERICA STADIUM

Coming off an important Week 6 win over the New York Giants, the Eagles headed to Charlotte in Week 7 to take on the undefeated Carolina Panthers on *Sunday Night Football*.

The Panthers got on the board on their first drive, as they needed just four plays to march down the field for a score. A 36-yard run by **RB Jonathan Stewart** and a 25-yard pass from **QB Cam Newton** to **WR Corey Brown** set up a 2-yard touchdown plunge by **RB Mike Tolbert** that gave the home team a 7-0 lead.


The Eagles took over on their own 20 following a touchback on the ensuing kickoff, but Panthers **S Colin Jones** snagged a tipped pass on first down to immediately return the ball to Carolina.

Given a short field, the Panthers had an opportunity to extend their early lead and it looked as if they might do just that when Newton appeared to hit **WR Ted Ginn Jr.** on a slant pattern inside the Eagles 10-yard line; however, Eagles **CB Nolan Carroll** prevented Ginn from securing the catch, and was able to pluck the ball away for his second interception in as many games.

Carroll's interception kept Carolina off the board and the Eagles tightened the gap to 7-3 midway through the second quarter when **K Caleb Sturgis** connected on a 52-yard field goal.

As they did on their first touchdown drive of the night, the Panthers displayed their quick-strike ability on their next possession, when a 43-yard reverse to Ginn set up Carolina inside the Eagles 10. After a pair of encroachment penalties moved the ball to the 2, Newton plunged up the middle for a touchdown to give Carolina a 14-3 advantage.

The Panthers looked to add to their lead before halftime, but Eagles **S Malcolm Jenkins** leapt in front of a Newton pass on the



sideline to record his first interception of the season and give the Eagles one last opportunity to secure points before the break with 1:05 remaining in the second quarter.

**QB Sam Bradford** and the Eagles offense moved down to the Carolina 11 following the turnover and Sturgis hit a 29-yard field goal with just seconds remaining on the clock to make the score 14-6 at intermission.

Carolina continued to build its lead in the second half, as the offense took the opening possession 80 yards in seven plays and received their third touchdown of the night on a 2-yard reception by Tolbert.

Trailing 21-6, **RB Ryan Mathews** provided the visitors with a spark when he took a handoff on second-and-7 from the Eagles 37, made a quick cut through the hole to the second level and outran Panthers **S Kurt Coleman** and Panthers **LB Luke Kuechly** for a 63-yard score.

With Carolina's margin cut to 21-13, the Eagles defense fed the momentum surge three plays into Carolina's next possession when **CB Byron Maxwell** intercepted a third-down pass from Newton on the Panthers 40 and returned the pick 22 yards to the 18.

The turnover resulted in three more points for the Eagles, as Sturgis hit his third field goal of the night, a 24-yarder, to make the score 21-16.

Following a Panthers punt, Bradford took over at the Eagles 10 and drove the Birds into Carolina territory; however, the drive stalled at the Carolina 31 and Sturgis



## SCORING RECAP

	1st	2nd	3rd	4th	Pts
<b>Philadelphia</b>	0	6	10	0	16
<b>Carolina</b>	7	7	7	6	27
<b>Car</b> - M. Tolbert, 2 run (Gano) [4-72, 2:36]					
<b>Phi</b> - C. Sturgis, 52 FG [8-37, 2:26]					
<b>Car</b> - C. Newton, 2 run (Gano) [4-60, 2:09]					
<b>Phi</b> - C. Sturgis, 29 FG [7-28, 1:01]					
<b>Car</b> - M. Tolbert, 2 pass from Newton (Gano) [7-80, 3:10]					
<b>Phi</b> - R. Mathews, 63 run (Sturgis) [5-80, 2:18]					
<b>Phi</b> - C. Sturgis, 24 FG [7-12, 2:52]					
<b>Car</b> - G. Gano, 35 FG [8-43, 2:59]					
<b>Car</b> - G. Gano, 29 FG [4-5, 1:37]					

## TEAM STATISTICS

	PHILADELPHIA	CAROLINA
<b>First Downs</b>	20	21
<b>Net Yards Gained</b>	349	394
<b>Rushes/Yards</b>	30/177	33/204
<b>Net Yards Passing</b>	172	190
<b>Att/Comp/INT</b>	46/26/1	24/14/3
<b>Sacked/Yards Lost</b>	5/33	1/7
<b>Punts/Average</b>	5/46.6	4/39.3
<b>Fumbles/Lost</b>	1/0	0/0
<b>Penalties/Yards</b>	7/46	5/43
<b>Time of Possession</b>	31:06	28:54
<b>3rd-Down Efficiency</b>	7/18	2/9
<b>Turnover Ratio</b>	+2	-2

pushed a 50-yard field goal attempt wide left.

The Panthers went on to add two **K Graham Gano** field goals and closed out the game by holding Philadelphia scoreless in the fourth quarter to preserve a 27-16 victory.

**Notes:** The Eagles' three interceptions marked their third-consecutive game with at least three takeaways, which is the first time they accomplished the feat since 2009...The Eagles' 19 takeaways in 2015 lead the league and their 78 since 2013 also mark a league high...Mathews' 63-yard touchdown was the longest run of his career and marked the longest touchdown run by the Eagles since Bryce Brown's 65-yarder vs. Chi. (12/22/13)

**Weather:** Cloudy **Wind:** 0 mph **Surface:** Grass **Time:** 3:18

## EAGLES INDIVIDUAL STATISTICS

<b>RUSHING:</b> R. Mathews 6-97-1TD, D. Murray 18-65, D. Sproles 3-9, S. Bradford 3-6
<b>RECEIVING:</b> Z. Ertz 5-63, D. Sproles 5-31, M. Austin 4-52, R. Mathews 3-24, J. Matthews 3-14, B. Celek 2-11, J. Huff 2-5, D. Murray 2-5
<b>PASSING:</b> S. Bradford 26-46-205-0TDs-1
<b>INTERCEPTIONS:</b> B. Maxwell 1-22, N. Carroll 1-1, M. Jenkins 1-0
<b>SACKS:</b> M. Kendricks 1.0
<b>FIELD GOALS:</b> C. Sturgis (52G, 29G, 24G, 50WL)

## PANTHERS INDIVIDUAL STATISTICS

<b>RUSHING:</b> J. Stewart 24-125, T. Ginn Jr. 1-43, C. Newton 4-20-1TD, M. Tolbert 3-16-1TD, C. Artis-Payne 1-0
<b>RECEIVING:</b> T. Ginn Jr. 5-59, G. Olsen 3-65, C. Brown 3-38, D. Funchess 1-20, J. Cotchery 1-13, M. Tolbert 1-2-1TD
<b>PASSING:</b> C. Newton 14-24-197-1TD-3
<b>INTERCEPTIONS:</b> C. Jones 1-0
<b>SACKS:</b> K. Short 3.0, M. Addison 1.0, J. Allen 1.0
<b>FIELD GOALS:</b> G. Gano (35G, 29G)

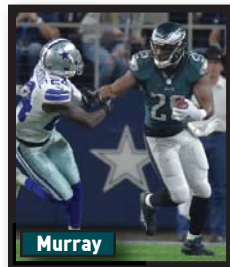


# PHILADELPHIA 33, DALLAS 27

SUNDAY, NOVEMBER 8, 2015 - AT&T STADIUM

Fresh off their Week 8 bye, the Eagles headed to Dallas for the second installment of the NFC East rivalry.

The Cowboys took a quick 7-0 lead after scoring on their first drive, but the Eagles responded in the second quarter, as **QB Sam Bradford** led a 13-play, 80-yard drive with the help of



**RB DeMarco Murray**. The former Cowboy picked up 30 yards and two first downs on the drive and punctuated the march by plunging up the middle for a 1-yard touchdown on fourth-and-goal to tie the game at 7-7.

In the second half, Murray sparked another Eagles' scoring drive when he ran past Dallas **LB Anthony Hitchens** on a wheel route and hauled in a perfectly thrown ball from Bradford for a 44-yard gain to the Cowboys 37-yard line. **RB Ryan**

**Mathews** finished the drive when he bounced a run off left tackle and into the end zone to give the Eagles a 14-7 lead.

Cassel and the Cowboys answered on their next possession with a 10-play, 80-yard drive that was capped by a 17-yard **WR Cole Beasley** touchdown.

With the score tied 14-14, the Cowboys received a jolt at the start of the fourth quarter when Cassel found Beasley for a 30-yard gain to move Dallas into Philadelphia territory. Beasley's reception put the home team in prime position to retake the lead, but three plays later, Hicks jumped in front of a pass in the flat and returned the pick 67 yards for a touchdown.

The defensive score gave the Eagles a short-lived 21-14 lead, as **Cowboys WR Lucky Whitehead** returned the ensuing kickoff 79 yards to the Philadelphia 24 and Bryant made an acrobatic catch in the end zone three plays later to even the score at 21-21.

Philadelphia and Dallas traded field goals on their next possessions, with Eagles **K Caleb Sturgis** hitting at 31 yarder and Cowboys **K Dan Bailey** connecting from 41 yards.

With the score tied at 24-24 and time running out in regulation, Bradford found **WR Jordan Matthews** for a 34-yard gain to move the visitors into Dallas territory. Despite the fast start to the drive, the Birds stalled at the 35 and Sturgis drilled a 53-yard field goal with 1:51 left in regulation to give the Birds a 27-24 lead.

Following Sturgis' field goal, Cassel took over at the Cowboys 20 and quickly marched Dallas down the field to put Bailey in position to tie the game with a 44-yard field goal. Bailey, who entered the game a perfect 14-for-14 on field goal attempts, clanged the kick off the left upright, but the ball caromed through to send the game into overtime.

The Eagles won the coin toss and elected to receive, but the drive got off to a slow start when **T Lane Johnson** was called for a false start on the first play of overtime. A 14-yard pass to Murray negated the loss and allowed the Eagles to convert on second-and-1 for a fresh set of downs. A false start on second down by Matthews put the Eagles in another tough spot, but Murray came through once again when he ran around right end for a gain of 20 and another first down.

After a series of short gains, the Birds found themselves on the edge of field goal range at the Dallas 43 and decided to go for it on fourth-and-1 to keep the drive alive. A 2-yard run by Mathews moved the sticks and set the stage for the game's biggest play.

With the Eagles on the cusp of winning their first overtime game since 2004, Bradford took the first-down snap, faked a handoff and threw a dart across the middle to Matthews. The second-year wideout snagged the ball in stride at the 25-yard line, turned up field, faked out Dallas **S J.J. Wilcox** and sprinted across the goalline for the winning touchdown.

**Notes:** In their storied history, the Eagles and Cowboys have only gone to overtime on one other occasion, a 16-13 Eagles win on 11/5/00 in Philadelphia

**Weather:** Clear **Wind:** ENE 5 mph **Surface:** Artificial **Time:** 3:26



## SCORING RECAP

	1st	2nd	3rd	4th	OT	Pts
Philadelphia	0	7	7	13	6	33
Dallas	7	0	7	13	0	27

**Dal** - C. Beasley, 5 pass from Cassel (Bailey) (11-93, 5:46)

**Phi** - D. Murray, 1 run (Sturgis) (13-80, 4:17)

**Phi** - R. Mathews, 6 run (Sturgis) (7-95, 2:39)

**Dal** - C. Beasley, 17 pass from Cassel (Bailey) (10-80, 6:32)

**Phi** - J. Hicks, 67 interception return (Sturgis)

**Dal** - D. Bryant, 18 pass from Cassel (Bailey) (3-24, 1:55)

**Phi** - C. Sturgis, 31 FG (10-67, 3:30)

**Dal** - D. Bailey, 41 FG (10-57, 4:29)

**Phi** - C. Sturgis, 53 FG (6-45, 1:07)

**Dal** - D. Bailey, 44 FG (9-54, 1:44)

**Phi** - J. Matthews, 41 pass from Bradford (9-80, 4:01)

## TEAM STATISTICS

	PHILADELPHIA	DALLAS
First Downs	25	25
Net Yards Gained	459	411
Rushes/Yards	35/172	29/134
Net Yards Passing	287	277
Att/Comp/INT	36/25/0	38/25/1
Sacked/Yards Lost	1/8	4/22
Punts/Average	5/48.2	4/43.8
Fumbles/Lost	0/0	2/0
Penalties/Yards	10/70	8/58
Time of Possession	25:42	38:19
3rd-Down Efficiency	3/13	8/16
Turnover Ratio	+1	-1

## EAGLES INDIVIDUAL STATISTICS

**RUSHING:** D. Murray 18-83-1TD, R. Mathews 11-67-1TD, D. Sproles 5-23, S. Bradford 1--1

**RECEIVING:** J. Matthews 9-133-1TD, D. Murray 6-78, Z. Ertz 5-44, J. Huff 2-10, D. Sproles 2-3, M. Austin 1-27

**PASSING:** S. Bradford 25-36-295-1TD-0

**INTERCEPTIONS:** J. Hicks 1-67-1TD

**SACKS:** B. Graham 2.0, C. Barwin 1.0, M. Kendricks 1.0

**FIELD GOALS:** C. Sturgis (31G, 53G)

## COWBOYS INDIVIDUAL STATISTICS

**RUSHING:** D. McFadden 27-117, M. Cassel 2-17

**RECEIVING:** C. Beasley 9-112-2TDs, J. Witten 6-43, D. Bryant 5-104-1TD, T. Williams 3-27, L. Whitehead 1-8, D. McFadden 1-5

**PASSING:** M. Cassel 25-38-299-3TDs-1

**INTERCEPTIONS:** None

**SACKS:** G. Hardy 1.0

**FIELD GOALS:** D. Bailey (41G, 44G)



# MIAMI 20, PHILADELPHIA 19

SUNDAY, NOVEMBER 15, 2015 - LINCOLN FINANCIAL FIELD

The Eagles faced a somewhat unfamiliar foe in Week 10, playing host to the Miami Dolphins for the first time since 2007 in a contest that marked just the third game between the two teams in the last decade.

Miami jumped out to a fast start on the first drive of the game when **QB Ryan Tannehill** hit **RB Lamar Miller** for a 35-yard gain on third-and-11 from the Dolphins 31. Miami gained another first down to move into the red zone, but the drive stalled when Eagles DEs **Fletcher Cox** and **Vinny Curry** dropped Tannehill for a 9-yard loss on third-and-5 to force a field goal. Following the sack, Dolphins **K Austin Franks** connected from 42 yards to give the visitors a 3-0 lead.

Philadelphia responded on its first play from scrimmage, as **TE Brent Celek** caught a short pass over the middle from **QB Sam Bradford** and raced down the sideline for a 60-yard gain. Three plays later, on third-and-goal from the 4, Bradford rolled out to his right and threw back across his body to **WR Josh Huff**, who made a leaping catch in the end zone to put the Eagles up 7-3.

Following the score, Dolphins **RB Damien Williams** mishandled the kickoff return and was tackled at the Miami 1. With the Miami offense forced to operate out of its own end zone, Eagles **S Walter Thurmond** blitzed off the blindside edge on first down, sacking Tannehill and forcing a fumble that rolled out of the back of the end zone for a safety.

The big hit by Thurmond put the Eagles up 9-3, and gave the offense a short field following Miami's free kick.

A series of runs by **RB DeMarco Murray** and a 20-yard connection from Bradford to Celek moved the Eagles into the red zone once again, and **RB Ryan Mathews** capped the drive with a 1-yard touchdown plunge on second-and-goal to help extend the Eagles' lead to 16-3.

The Eagles offense took over once again after the defense forced a Miami punt, marching the ball down the field to set up a first-and-10 from the Dolphins 12. However, a 7-yard sack by Dolphins **DT Ndamukong Suh** derailed the drive and Eagles **K Caleb Sturgis** pushed a 32-yard field goal attempt wide right.

Following the missed kick, Dolphins **RB Jay Ajayi** broke off runs of 20 and 24 yards to set up a Franks field goal that cut the Birds' lead to 16-6.


Despite its early success, the Eagles offense failed to move the ball on its next possession and disaster struck when Dolphins **LB Zach Vigil** broke through the punt protection unit and blocked a **P Donnie Jones** punt, which in turn rolled out of bounds at the Philadelphia 12. Two plays later, Tannehill found Miller for a 13-yard touchdown to pull the Miami within three points at 16-13.

The game remained scoreless for the remainder of the first half and the entire third quarter, but the Eagles offense was dealt a blow when Bradford sustained a concussion and left shoulder injury on a third-quarter sack by Dolphins **LB Chris McCain**.


The Dolphins took their first lead of the day two plays into



Celek



Salute to Service



## SCORING RECAP

	1st	2nd	3rd	4th	Pts
<b>Miami</b>	3	10	0	7	20
<b>Philadelphia</b>	16	0	0	3	19
<b>Mia</b> - A. Franks, 42 FG (10-44, 4:33)					
<b>Phi</b> - J. Huff, 2 pass from Bradford (Sturgis) (4-64, 1:44)					
<b>Phi</b> - R. Tannehill fumble out of bounds in end zone for safety					
<b>Phi</b> - R. Mathews, 1 run (Sturgis) (10-58, 3:55)					
<b>Mia</b> - A. Franks, 22 FG (11-74, 4:33)					
<b>Mia</b> - L. Miller, 13 pass from Tannehill (Franks) (2-12, 0:45)					
<b>Mia</b> - J. Landry, 4 pass from Tannehill (Franks) (7-87, 3:14)					
<b>Phi</b> - C. Sturgis, 37 FG (15-61, 4:35)					

## TEAM STATISTICS

	MIAMI	PHILADELPHIA
<b>First Downs</b>	15	29
<b>Net Yards Gained</b>	289	436
<b>Rushes/Yards</b>	26/99	36/83
<b>Net Yards Passing</b>	190	353
<b>Att/Comp/INT</b>	36/21/0	48/33/1
<b>Sacked/Yards Lost</b>	4/27	4/39
<b>Punts/Average</b>	8/49.1	7/36.3
<b>Fumbles/Lost</b>	1/0	3/0
<b>Penalties/Yards</b>	8/84	7/54
<b>Time of Possession</b>	28:53	31:07
<b>3rd-Down Efficiency</b>	5/15	7/18
<b>Turnover Ratio</b>	+1	-1

the fourth quarter when **WR Jarvis Landry** miraculously hauled in a 4-yard touchdown pass that was initially deflected high into the air at the line of scrimmage by Eagles **LB Connor Barwin**.

With the Birds trailing 20-16, Eagles **QB Mark Sanchez**, who came on in relief of Bradford, led Philadelphia to a field goal drive to cut Miami's lead to 20-19.

After a three-and-out by the Dolphins, Sanchez marched the Eagles back down the field to retake the lead, but an interception in the end zone ended the drive with 4:26 remaining in regulation.

The Eagles offense received one last chance with 1:40 remaining, but could not advance the ball into field goal range and Miami left town with a 20-19 victory.

**Weather:** Sunny **Wind:** WSW 13 mph **Surface:** Grass **Time:** 3:12

## DOLPHINS INDIVIDUAL STATISTICS

<b>RUSHING:</b> J. Ajayi 6-48, L. Miller 16-43, J. Landry 1-6, R. Mathews 1-4, R. Tannehill 2--2
<b>RECEIVING:</b> J. Landry 7-52-1TD, L. Miller 6-50-1TD, R. Mathews 5-93, G. Jennings 1-9, D. Sims 1-8, J. Cameron 1-5
<b>PASSING:</b> R. Tannehill 21-36-217-2TDs-0
<b>INTERCEPTIONS:</b> R. Jones 1-7
<b>SACKS:</b> R. Jones 1.0, C. McCain 1.0, D. Shelby 1.0, N. Suh 1.0
<b>FIELD GOALS:</b> A. Franks (42G, 22G)

## EAGLES INDIVIDUAL STATISTICS

<b>RUSHING:</b> D. Murray 22-61, R. Mathews 8-18-1TD, M. Sanchez 2-4, D. Sproles 3-0, S. Bradford 1-0
<b>RECEIVING:</b> Z. Ertz 7-68, D. Murray 6-58, D. Sproles 5-34, B. Celek 4-134, N. Agholor 3-32, J. Huff 3-23, J. Matthews 3-21, R. Mathews 2-22
<b>PASSING:</b> S. Bradford 19-25-236-1TD-0, M. Sanchez 14-23-156-0TDs-1
<b>INTERCEPTIONS:</b> None
<b>SACKS:</b> M. Kendricks 1.0, W. Thurmond 1.0, C. Barwin 0.5, F. Cox 0.5, V. Curry 0.5, B. Graham 0.5
<b>FIELD GOALS:</b> C. Sturgis (32WR, 37G)



# TAMPA BAY 45, PHILADELPHIA 17

SUNDAY, NOVEMBER 22, 2015 - LINCOLN FINANCIAL FIELD

For the second week in a row, the Eagles hosted a team from Florida at Lincoln Financial Field when the Tampa Bay Buccaneers traveled to Philadelphia for the first time since 2009.

The Birds got off to a fast start, as **WR Josh Huff** hauled in a short pass from **QB Mark Sanchez** on a slant route and weaved through the Tampa Bay defense to break away for a 39-yard touchdown.

Later in the first quarter, Tampa Bay tied the game at 7-7 when **RB Doug Martin** broke free for a 58-yard run to set up a 4-yard touchdown reception by **WR Mike Evans**.

**QB Jameis Winston** followed up his first touchdown of the game with a 13-yard strike to **WR Vincent Jackson** on Tampa Bay's next possession to give the visitors their first lead of the day at 14-7.

After the teams traded possessions, Martin sparked the Buccaneers offense once again when he ripped off an 84-yard run and was tackled just short of the end zone by Eagles **CB Nolan Carroll**. Three plays later, Tampa Bay extended its lead when Winston found **WR Russell Shepard** in the back of the end zone for a 4-yard score.

Trailing 21-7 after three-straight touchdowns by Tampa Bay, Sanchez and the Eagles offense responded on their next possession and battled back to 21-14 when **RB Darren Sproles** hauled in a screen pass on third-and-3 and turned up field for a 35-yard touchdown.

While Sproles' touchdown returned the margin to a one-score game, Winston led his fourth touchdown drive of the game on Tampa Bay's next possession and notched his fourth score of the game when he connected with **RB Charles Sims** for a 14-yard touchdown on third-and-10 from the Philadelphia 14-yard line.

Sims' touchdown gave the Buccaneers a 28-14 lead at the half and the visitors added to their lead on their opening drive of the third quarter.

After receiving the second-half kickoff, Tampa Bay chewed up nearly 10 minutes of clock on a 15-play drive and extended its lead to 35-14 when Winston hit **TE Cameron Brate** for an 8-yard touchdown.

Buccaneers **K Connor Barth** and Eagles **K Caleb Sturgis** traded fourth-quarter field goals to bring the score to 38-17 and Tampa Bay received a defensive touchdown when **LB Lavonte David** returned a Sanchez interception 20 yards for the game's final points.

**Notes:** Sproles also accumulated 59 scrimmage yards and moved past Tiki Barber and into 13th place on the NFL's all-purpose yardage list with 17,416 in his career...**S Walter Thurmond** recorded a strip sack of Winston marking his second-consecutive game with a strip sack. Thurmond has established career highs with two sacks and two forced fumbles this season. Prior to Thurmond, the last Eagles safety with a sack in back-to-back regular-season games was Brian Dawkins in 2004.

**Weather:** Cloudy **Wind:** NW 15 mph **Surface:** Grass **Time:** 3:13

## EAGLES INDIVIDUAL STATISTICS

<b>RUSHING:</b> D. Murray 13-64, K. Barner 7-37, D. Sproles 6-21, M. Sanchez 2-14
<b>RECEIVING:</b> B. Celek 7-79, D. Murray 4-27, J. Matthews 4-13, D. Sproles 3-38-1TD, N. Agholor 3-11, R. Cooper 2-42, Z. Ertz 2-12, J. Huff 1-39-1TD
<b>PASSING:</b> M. Sanchez 26-41-261-2TDs-3
<b>INTERCEPTIONS:</b> None
<b>SACKS:</b> W. Thurmond 1.0
<b>FIELD GOALS:</b> C. Sturgis (43G)



## SCORING RECAP

	1st	2nd	3rd	4th	Pts
<b>Tampa Bay</b>	7	21	7	10	45
<b>Philadelphia</b>	7	7	0	3	17
<b>Phi</b> - J. Huff, 39 pass from Sanchez (Sturgis) (7-86, 2:26)					
<b>TB</b> - M. Evans, 4 pass from Winston (Barth) (5-75, 2:55)					
<b>TB</b> - V. Jackson, 13 pass from Winston (Barth) (5-59, 2:09)					
<b>TB</b> - R. Shepard, 4 pass from Winston (Barth) (4-85, 2:03)					
<b>Phi</b> - D. Sproles, 35 pass from Sanchez (Sturgis) (6-61, 2:02)					
<b>TB</b> - C. Sims, 14 pass from Winston (Barth) (13-80, 4:59)					
<b>TB</b> - C. Brate, 8 pass from Winston (Barth) (15-80, 9:47)					
<b>TB</b> - C. Barth, 28 FG (11-70, 5:11)					
<b>Phi</b> - C. Sturgis, 43 FG (12-59, 3:57)					
<b>TB</b> - L. David, 20 interception return (Barth)					

## TEAM STATISTICS

	TAMPA BAY	PHILADELPHIA
<b>First Downs</b>	25	21
<b>Net Yards Gained</b>	521	383
<b>Rushes/Yards</b>	42/283	28/136
<b>Net Yards Passing</b>	238	247
<b>Att/Comp/INT</b>	29/19/0	41/26/3
<b>Sacked/Yards Lost</b>	1/8	3/14
<b>Punts/Average</b>	4/44.8	6/46.5
<b>Fumbles/Lost</b>	3/1	1/1
<b>Penalties/Yards</b>	9/82	5/25
<b>Time of Possession</b>	35:54	24:06
<b>3rd-Down Efficiency</b>	10/16	7/15
<b>Turnover Ratio</b>	+3	-3

## BUCCANEERS INDIVIDUAL STATISTICS

<b>RUSHING:</b> D. Martin 27-235, C. Sims 10-43, B. Rainey 1-5, J. Winston 4-0
<b>RECEIVING:</b> M. Evans 4-63-1TD, V. Jackson 4-56-1TD, A. Humphries 4-50, C. Brate 3-47-1TD, C. Sims 3-26-1TD, R. Shepard 1-4-1TD
<b>PASSING:</b> J. Winston 19-29-246-5TDs-0
<b>INTERCEPTIONS:</b> L. David 2-24-1TD, C. Conte 1--2
<b>SACKS:</b> G. McCoy 1.5, H. Jones 1.0, J. Smith 0.5
<b>FIELD GOALS:</b> C. Barth (28G)

# DETROIT 45, PHILADELPHIA 14

THURSDAY, NOVEMBER 26, 2015 - FORD FIELD

In Week 12, the Eagles hit the road on a short week to take on the Detroit Lions on Thanksgiving Day. This year's contest marked the second year in a row that the Birds have played on the holiday. In 2014, Philadelphia defeated the Dallas Cowboys 33-10 to improve their Thanksgiving record to 6-0.

Detroit struck first when **RB Theo Riddick** caught a pass out of the backfield for an 8-yard touchdown to give the home team a 7-0 lead.

**QB Mark Sanchez** and the Eagles offense responded with a series of big plays as **WR Jordan Matthews** snagged a 13-yard reception, **RB DeMarco Murray** broke off a 19-yard run and **TE Trey Burton** turned his first-career reception into a 43-yard catch and run to the Lions 5-yard line.

On third-and-goal from the 2, Sanchez hit **TE Brent Celek** in the flat and the veteran stretched the ball over the goaline to tie the contest at 7-7.

From that point on, the game belonged to the home team. **QB Matthew Stafford** threw his second touchdown of the contest on the Lions' ensuing possession and **K Matt Prater** added a 48-yard field goal to give Detroit a 17-7 lead with 5:04 remaining in the second quarter.

Detroit marched into the red zone one more time before the half and although they faced a third-and-17 from the 25-yard line, Stafford connected **WR Calvin Johnson** in the left corner of the end zone to put Detroit up 24-7 with just 12 seconds left on the clock.

The Lions received the second-half kickoff and put together a 12-play, 80-yard drive that ate up 7:51 and was capped by another touchdown from Johnson.

Three plays later, Lions **DE Ezekiel Ansah** strip-sacked Sanchez and pounced on the loose ball at the Eagles 15-yard line to give Detroit's offense a short field.

It took just four plays for Detroit to extend its lead, as Stafford and Johnson connected once again, this time from 3 yards out, to take a 38-7 lead through the end of the third quarter.

The Lions offense continued to fire on all cylinders and started the fourth quarter with another scoring drive. A 21-yard reception by **TE Brandon Pettigrew** and a 39-yard catch by **RB Joique Bell** moved Detroit to the 1-yard line and Bell punctuated the drive with a 1-yard plunge up the middle.

Trailing 45-7, Philadelphia managed a late scoring drive that was finished off by a 24-yard touchdown catch from Matthews.

The 45-14 loss dropped the Eagles to 4-7 on the season.

**Notes:** Celek scored his third touchdown of the season and the 30th of his career. Celek's two catches brought his career total to 364 and moved him past Mike Quick into sixth place on the Eagles all-time receptions list... **DE Vinny Curry** recorded two sacks, marking his third-career multi-sack game... **LS Jon Dorenbos** played in his 144th consecutive game, tying Jon Runyan for the fourth-longest streak in team history

**Weather:** Indoors **Wind:** Indoors **Surface:** Field Turf **Time:** 3:03

## EAGLES INDIVIDUAL STATISTICS

**RUSHING:** D. Murray 14-30, K. Barner 7-30, M. Sanchez 2-4, D. Sproles 2-4

**RECEIVING:** D. Sproles 4-21, J. Matthews 3-60-1TD, T. Burton 2-49, R. Cooper 2-16, N. Agholor 2-15, B. Celek 2-10-1TD, M. Austin 1-12, J. Huff 1-11, S. Ajitrotutu 1-4, K. Barner 1-1

**PASSING:** M. Sanchez 19-27-199-2TDs-0

**INTERCEPTIONS:** None

**SACKS:** V. Curry 2.0

**FIELD GOALS:** C. Sturgis (50RU)



## SCORING RECAP

	1st	2nd	3rd	4th	Pts
<b>Philadelphia</b>	0	7	0	7	14
<b>Detroit</b>	7	17	14	7	45
<b>Det</b> - T. Riddick, 8 pass from Stafford (Prater) (8-65, 4:27)					
<b>Phi</b> - B. Celek, 2 pass from Sanchez (Sturgis) (7-80, 2:50)					
<b>Det</b> - G. Tate, 2 pass from Stafford (Prater) (12-80, 6:27)					
<b>Det</b> - M. Prater, 48 FG (6-25, 2:21)					
<b>Det</b> - C. Johnson, 25 pass from Stafford (Prater) (11-88, 3:56)					
<b>Det</b> - C. Johnson, 4 pass from Stafford (Prater) (12-80, 7:51)					
<b>Det</b> - C. Johnson, 3 pass from Stafford (Prater) (4-14, 1:28)					
<b>Det</b> - J. Bell, 1 run (Prater) (6-75, 3:36)					
<b>Phi</b> - J. Matthews, 24 pass from Sanchez (Sturgis) (9-55, 3:07)					

## TEAM STATISTICS

	PHILADELPHIA	DETROIT
<b>First Downs</b>	14	28
<b>Net Yards Gained</b>	227	430
<b>Rushes/Yards</b>	25/68	30/108
<b>Net Yards Passing</b>	159	322
<b>Att/Comp/INT</b>	27/19/0	38/27/0
<b>Sacked/Yards Lost</b>	6/40	2/15
<b>Punts/Average</b>	6/48.0	4/46.0
<b>Fumbles/Lost</b>	1/1	0/0
<b>Penalties/Yards</b>	2/30	4/29
<b>Time of Possession</b>	22:49	37:11
<b>3rd-Down Efficiency</b>	6/14	5/10
<b>Turnover Ratio</b>	-1	+1



## LIONS INDIVIDUAL STATISTICS

**RUSHING:** A. Abdullah 16-63, J. Bell 7-25-1TD, M. Stafford 2-13, T. Riddick 2-6, G. Winn 3-1

**RECEIVING:** C. Johnson 8-93-3TDs, G. Tate 7-50-1TD, T. Riddick 5-62-1TD, J. Bell 2-57, E. Ebron 2-28, B. Pettigrew 1-21, L. Moore 1-14, A. Abdullah 1-12

**PASSING:** M. Stafford 27-38-337-5TDs-0

**INTERCEPTIONS:** None

**SACKS:** E. Ansah 3.5, D. Tapp 1.0, S. Tulloch 1.0, D. Taylor 0.5

**FIELD GOALS:** M. Prater (48G)

# 2015 NFL STANDINGS AND SCHEDULE

	W		L	T	Div	Conf	Wk 1	Wk 2	Wk 3	Wk 4	Wk 5	Wk 6	Wk 7	Wk 8	Wk 9	Wk 10	Wk 11	Wk 12	Wk 13	Wk 14	Wk 15	Wk 16	Wk 17
AFC EAST																							
Washington	5	6	0	2-1	5-3		MIA	STL	at NYG	PHI	at Atl	at NYJ	TB	(BYE)	at NE	NO	at Car	NYG	DAL	at Chi	BUF	at Phi	at Dal
NY Giants	5	6	0	2-3	4-5		at Dal	ATL	WAS	at Buf	SE	at Phi	DAL	at NO	at TB	NE	(BYE)	at Was	NYJ	at Mia	CAR	at Min	at Phi
Philadelphia	4	7	0	2-2	3-6		at Atl	DAL	at NYJ	at Was	NO	(BYE)	at Car	(BYE)	at Dal	MIA	TB	at Det	at NE	BUF	ARZ	WAS	at NYG
Dallas	3	8	0	2-2	2-7		NYG	at Phi	ATL	at NO	NE		at NYG	SEA	PHI	at TB	at Mia	CAR	at Was	at GB	NYJ	at Buf	at WAS
AFC NORTH																							
Minnesota	8	3	0	3-1	5-2		at SF	DET	SD	at Den	(BYE)	KC	at Det	at Chi	STL	at Oak	GB	at Atl	SEA	at Arz	CHI	NYG	at GB
Green Bay	7	4	0	2-2	5-3		at Chi	SEA	KC	at SF	STL	SD	(BYE)	MIN	at SD	DET	at Min	CHI	DAL	at Oak	at Arz	MIN	
Chicago	5	6	0	1-3	2-5		GB	ARZ	at Sea	OAK	at KC	at Det	(BYE)	MIN	at SD	at Stl	DEN	at GB	SF	WAS	at Min	at TB	DET
Detroit	4	7	0	2-2	3-4		at SD	at Min	DEN	at Sea	ARZ	CHI	MIN	at KC	(BYE)	at GB	OAK	PHI	GB	at Stl	at NO	SF	at Chi
AFC SOUTH																							
Carolina	11	0	0	2-0	7-0		at Jax	HOU	NO	at TB	(BYE)	at Sea	PHI	IND	GB	at Ten	WAS	at Dal	at NO	ATL	at NYG	at Atl	TB
Atlanta	6	5	0	0-2	4-4		PHI	at NYG	at Dal	HOU	WAS	at NO	at Ten	TB	at SF	(BYE)	IND	MIN	at TB	at Car	at Jax	CAR	NO
Tampa Bay	5	6	0	2-1	4-3		TEN	at NO	at Hou	CAR	JAX	(BYE)	at Was	at Atl	NYG	DAL	at Phi	at Ind	ATL	NO	at Stl	CHI	at Car
New Orleans	4	7	0	1-2	3-5		at Arz	TB	at Car	DAL	at Phi	ATL	at Ind	NYG	TEN	at Was	(BYE)	at Hou	CAR	at TB	DET	JAX	at Atl
AFC WEST																							
Arizona	9	2	0	3-1	6-1		NO	at Chi	SF	STL	at Det	at Pit	BAL	at Cle	(BYE)	at Sea	CIN	at SF	at Stl	MIN	at Phi	GB	SEA
Seattle	6	5	0	2-2	5-4		at Stl	at GB	CHI	DET	at Cin	CAR	at SF	at Dal	(BYE)	ARZ	SF	PIT	at Min	at Bal	CLE	STL	at Arz
St. Louis	4	7	0	3-0	3-4		SEA	at Was	PIT	at Arz	at GB	(BYE)	CLE	SF	at Min	CHI	at Bal	at Cin	ARZ	DET	TB	at Sea	at SF
San Francisco	3	8	0	0-5	2-7		MIN	at Pit	at Arz	GB	at NYG	BAL	SEA	at Stl	ATL	(BYE)	at Sea	ARZ	at Chi	CIN	at Det	STL	
AFC EAST																							
New England	10	1	0	4-0	7-1		PIT	at Buf	JAX	(BYE)	at Dal	at Ind	NYJ	MIA	WAS	at NYG	BUF	at Den	PHI	at Hou	TEN	at NYJ	at Mia
NY Jets	6	5	0	2-2	5-4		CLE	at Ind	PHI	at Mia	(BYE)	WAS	at NE	at Oak	JAX	BUF	at Hou	MIA	at NYG	TEN	at Dal	NE	at Buf
Buffalo	5	6	0	3-2	5-5		IND	NE	at Mia	NYG	at Ten	CIN	at Jax	(BYE)	MIA	at Phi	at NE	at KC	HOU	at Phi	at Was	DAL	NYJ
Miami	4	7	0	0-5	2-6		at Was	at Jax	BUF	NYJ	(BYE)	at Ten	HOU	at NE	at Buf	at Phi	DAL	at NYJ	BAL	NYG	at SD	IND	NE
AFC NORTH																							
Cincinnati	9	2	0	3-0	7-1		at Oak	SD	at Bal	KC	SEA	at Buf	(BYE)	at Pit	CLE	HOU	at Arz	STL	at Cle	PIT	at SF	at Den	BAL
Pittsburgh	6	5	0	1-2	3-4		at NE	SF	at Stl	BAL	at SD	ARZ	at KC	CIN	OAK	CLE	(BYE)	at Sea	IND	at Cin	DEN	at Bal	at Cle
Baltimore	4	7	0	2-2	3-5		at Den	at Oak	CIN	at Pit	CLE	at SF	at Arz	SD	(BYE)	JAX	STL	at Cle	at Mia	SEA	KC	PIT	at Cin
Cleveland	2	9	0	1-3	2-7		at NYJ	TEN	OAK	at SD	at Bal	DEN	at Stl	ARZ	at Cin	at Pit	(BYE)	BAL	CIN	SF	at Sea	at KC	PIT
AFC SOUTH																							
Indianapolis	6	5	0	3-0	4-3		at Buf	NYJ	at Ten	JAX	at Hou	NE	NO	at Car	DEN	(BYE)	at Atl	TB	at Pit	at Jax	HOU	at Mia	TEN
Houston	6	5	0	2-1	4-3		KC	at Car	TB	at Atl	IND	at Jax	at Mia	BUF	(BYE)	at Cin	NYJ	NO	at Buf	NE	at Ind	at Ten	JAX
Jacksonville	4	7	0	1-2	4-5		CAR	MIA	at NE	at Ind	at TB	HOU	ATL	at Hou	at NYJ	CAR	TEN	SD	at Ten	IND	ATL	at NO	at Hou
Tennessee	2	9	0	0-3	0-7		at TB	at Cle	IND	(BYE)	BUF	MIA	ATL	at Hou	at NO	at NE	at Jax	OAK	JAX	at NYJ	at NE	HOU	at Ind
AFC WEST																							
Denver	9	2	0	2-1	5-2		BAL	at KC	at Det	MIN	at Oak	at Cle	(BYE)	(BYE)	at Ind	KC	at Chi	NE	at SD	OAK	at Pit	CIN	SD
Kansas City	6	5	0	2-1	5-2		at Hou	DEN	at GB	at Cin	CHI	at Min	PIT	DET	(BYE)	at Den	at SD	BUF	at Oak	SD	at Bal	CLE	OAK
Oakland	5	6	0	1-1	5-3		CIN	BAL	at Cle	at Chi	DEN	(BYE)	at SD	NYJ	at Pit	MIN	at Det	at Ten	KC	at Den	GB	SD	at KC
San Diego	3	8	0	0-2	2-5		DET	at Cin	at Min	CLE	PIT	at GB	OAK	at Bal	CHI	(BYE)	KC	at Jax	DEN	at KC	MIA	at Oak	at Den

**Bolded and Underlined Opponent** - win III d - clinched division title III p - clinched playoff berth III e - eliminated from playoff contention

WON 4, LOST 7										* RUSHING										No.		Yds		Avg		Long		TD	
09/14 L 24-26		at Atlanta		70,516		Murray		155		545		3.5		30		4													
09/20 L 10-20		Dallas		69,296		Mathews		75		427		5.7		63t		5													
09/27 W 24-17		at New York Jets		78,160		Sproles		47		168		3.6		27		1													
10/04 L 20-23		at Washington		74,767		Barner		14		67		4.8		16		0													
10/11 W 39-17		New Orleans		69,296		Bradford		17		31		1.8		14		0													
10/19 W 27- 7		New York Giants		69,296		Sanchez		6		22		3.7		11		0													
10/25 L 16-27		at Carolina		74,194		TEAM		314		1260		4.0		63t		10													
11/08 W 33-27 OT		at Dallas		91,827		OPPONENTS		320		1393		4.4		84		4													
11/15 L 19-20		Miami		69,596		* RECEIVING		No.		Yds		Avg		Long		TD													
11/22 L 17-45		Tampa Bay		69,596		Mathews		58		625		10.8		41t		3													
11/26 L 14-45		at Detroit		64,445		Murray		39		295		7.6		44		1													
12/06		at New England				Ertz		38		394		10.4		27		0													
12/13		Buffalo				Sproles		36		258		7.2		35t		1													
12/20		Arizona				Celek		20		294		14.7		60		3													
12/26		Washington				Huff		20		224		11.2		41t		3													
01/03		at New York Giants				Agholor		16		163		10.2		45		0													
		Phil.		Opp.		Cooper		15		263		17.5		62t		2													
TOTAL FIRST DOWNS		239		237		Mathews		14		119		8.5		23t		1													
Rushing		81		58		Austin		13		224		17.2		39t		1													
Passing		126		156		Burton		2		49		24.5		43		0													
Penalty		32		23		Ajirotutu		1		4		4.0		4		0													
3rd Down: Made/Att		53/154		66/155		Barner		1		1		1.0		1		0													
3rd Down Pct.		34.4		42.6		TEAM		273		2913		10.7		62t		15													
4th Down: Made/Att		6/11		4/5		OPPONENTS		270		2959		11.0		59		25													
4th Down Pct.		54.5		80.0		* INTERCEPTIONS		No.		Yds		Avg		Long		TD													
POSSESSION AVG.		26:15		33:45		Thurmond		3		67		22.3		44		0													
TOTAL NET YARDS		3977		4174		Hicks		2		67		33.5		67t		1													
Avg. Per Game		361.5		379.5		Carroll		2		18		9.0		17t		1													
Total Plays		767		764		Maxwell		1		22		22.0		22		0													
Avg. Per Play		5.2		5.5		Alonso		1		0		0.0		0		0													
NET YARDS RUSHING		1260		1393		Jenkins		1		0		0.0		0		0													
Avg. Per Game		114.5		126.6		Rowe		1		0		0.0		0		0													
Total Rushes		314		320		Ryans		1		0		0.0		0		0													
NET YARDS PASSING		2717		2781		TEAM		12		174		14.5		67t		2													
Avg. Per Game		247.0		252.8		OPPONENTS		14																					



WON 10, LOST 1										* RUSHING										No.	Yds	Avg	Long	TD
09/10 W 28-21	Pittsburgh				66,829	Blount				142	596	4.2	38t	6										
09/20 W 40-32	at Buffalo				70,858	Lewis				49	234	4.8	13	2										
09/27 W 51-17	Jacksonville				66,829	Bolden				16	37	2.3	12	0										
10/11 W 30- 6	at Dallas				93,054	White				13	35	2.7	8	1										
10/18 W 34-27	at Indianapolis				66,726	Brady				22	28	1.3	11	2										
10/25 W 30-23	New York Jets				66,829	Edelman				3	23	7.7	12	0										
10/29 W 36- 7	Miami				66,829	Amendola				2	11	5.5	8	0										
11/08 W 27-10	Washington				66,829	Garoppolo				5	-5	-1.0	-1	0										
11/15 W 27-26	at New York Giants				81,061	TEAM				252	959	3.8	38t	11										
11/23 W 20-13	Buffalo				66,829	OPPONENTS				260	1067	4.1	48t	8										
11/29 L 24-30 OT	at Denver				76,970	* RECEIVING				No.	Yds	Avg	Long	TD										
12/06	Philadelphia					Edelman				61	692	11.3	59t	7										
12/13	at Houston					Gronkowski				57	931	16.3	76t	9										
12/20	Tennessee					Amendola				49	520	10.6	41	2										
12/27	at New York Jets					Lewis				36	388	10.8	40	2										
01/03	at Miami					LaFell				21	342	16.3	54	0										
N.E.					Opp.					19	198	10.4	26	3										
TOTAL FIRST DOWNS					257	222					13	141	10.8	24	0									
Rushing					62	56					12	95	7.9	20t	1									
Passing					172	148					9	125	13.9	63t	2									
Penalty					23	18					7	103	14.7	39	1									
3rd Down: Made/Att					62/142	59/155					7	103	14.7	39	1									
3rd Down Pct.					43.7	38.1					6	43	7.2	14	1									
4th Down: Made/Att					5/9	8/14					2	19	9.5	15	0									
4th Down Pct.					55.6	57.1					1	2	2.0	2	0									
POSSESSION AVG.					29:43	30:17					1	1	1.0	1	0									
TOTAL NET YARDS					4425	3846					294	3600	12.2	76t	28									
Avg. Per Game					402.3	349.6					261	3010	11.5	87t	15									
Total Plays					728	730					No.	Yds	Avg	Long	TD									
Avg. Per Play					6.1	5.3					4	39	9.8	25	0									
NET YARDS RUSHING					959	1067					3	50	16.7	30	0									
Avg. Per Game					87.2	97.0					1	27	27.0	27	0									
Total Rushes					252	260					1	9	9.0	9	0									
NET YARDS PASSING					3466	2779					1	0	0.0	0	0									
Avg. Per Game					315.1	252.6					10	125	12.5	30	0									
Sacked/Yards Lost					25/134	35/231					4	64	16.0	44	1									
Gross Yards					3600	3010					No.	Yds	Avg	Net	TB									
Att./Completions					451/294	435/261					46	2064	44.9	41.1	2									
Completion Pct.					65.2	60.0					46	2064	44.9	41.1	2									
Had Intercepted					4	10					57	2644	46.4	39.4	3									
PUNTS/AVERAGE					46/44.9	57/46.4					Ret	FC	Yds	Avg	Long									
NET PUNTING AVG.					46/41.1	57/39.4					18	7	239	13.3	82									
PENALTIES/YARDS					74/700	81/719					10	1	81	8.1	19									
FUMBLES/BALL LOST					11/5	18/5					3	2	17	5.7	10									
TOUCHDOWNS					39	24					1	0	4	4.0	4									
Rushing					11	8					32	10	341	10.7	82									
Passing					28	15					25	9	135	5.4	17									
Returns					0	1					No.	Yds	Avg	Long	TD									
* SCORE BY PERIODS					Q1	Q2	Q3	Q4	OT	PTS	Amendola	8	172	21.5	29									
TEAM					75	99	77	96	0	347	McCourty	2	0	0.0	0									
OPPONENTS					27	56	45	78	6	212	M. Williams	2	18	9.0	10									
* SCORING					TD-Ru-Pa-Rt	K-PAT	FG	S	PTS	Chung	1	17	17.0	17										
Gostkowski					0	0	0																	

**WEEK 12 / THROUGH MONDAY, NOVEMBER 30, 2015**

<b>OFFENSE</b>	<b>G.B.</b>	<b>Det.</b>	<b>NY-J</b>	<b>NY-G</b>	<b>Hou.</b>	<b>Buff.</b>	<b>Balt.</b>	<b>Miami</b>
GAMES (Won-Lost)	7-4	4-7	6-5	5-6	6-5	5-6	4-7	4-7
FIRST DOWNS	216	226	218	226	243	206	222	212
Rushing	67	36	69	48	61	80	73	49
Passing	119	164	134	144	157	110	133	141
Penalty	30	26	15	34	25	16	16	22
YDS GAINED (tot)	3784	3794	3923	3901	3937	3818	3979	3695
Avg per Game	344.0	344.9	356.6	354.6	357.9	347.1	361.7	335.9
RUSHING (net)	1273	819	1257	983	1075	1504	1083	1009
Avg per Game	115.7	74.5	114.3	89.4	97.7	136.7	98.5	91.7
Rushes	288	237	320	265	314	327	271	218
Yards per Rush	4.4	3.5	3.9	3.7	3.4	4.6	4.0	4.6
PASSING (net)	2511	2975	2666	2918	2862	2314	2896	2686
Avg per Game	228.3	270.5	242.4	265.3	260.2	210.4	263.3	244.2
Passes Att.	390	450	401	435	457	335	448	418
Completed	236	288	237	274	262	218	287	260
Pct Completed	60.5	64.0	59.1	63.0	57.3	65.1	64.1	62.2
Yards Gained	2684	3145	2741	3021	2998	2525	3020	3014
Sacked	26	28	14	18	22	30	16	33
Yards Lost	173	170	75	103	136	211	124	328
Had intercepted	4	13	12	9	9	7	14	11
Yards Opp Ret	30	151	101	93	102	68	205	176
Opp TDs on Int	0	0	0	1	1	1	2	2
PUNTS	55	58	58	51	68	57	49	61
Avg Yards	42.3	46.1	42.8	45.6	47.4	47.1	47.7	47.9
PUNT RETURNS	22	25	38	25	38	22	23	30
Avg Return	5.2	7.1	9.3	7.5	7.3	6.8	13.7	10.2
Returned for TD	0	0	0	0	0	0	1	1
KICKOFF RETURNS	23	30	26	25	16	29	19	33
Avg Return	26.4	29.4	21.3	26.6	24.4	18.8	25.6	21.7
Returned for TD	0	0	0	1	0	0	0	0
PENALTIES	70	69	65	75	74	104	85	89
Yards Penalized	594	593	565	589	654	943	801	721
FUMBLES BY	13	13	12	14	16	21	11	17
Fumbles Lost	4	8	6	4	5	7	5	4
Opp Fumbles	12	18	19	22	12	14	12	10
Opp Fum Lost	3	8	11	9	4	6	5	2
POSS. TIME (avg)	29:20	30:12	30:54	28:07	30:02	30:33	29:38	27:25
TOUCHDOWNS	29	27	32	31	28	32	27	29
Rushing	4	4	10	3	5	12	7	6
Passing	24	21	22	23	22	17	16	20
Returns	1	2	0	5	1	3	4	3
EXTRA-PT KICKS	25/25	22/25	32/32	28/29	23/26	25/28	23/23	25/28
2-PT CONVERSIONS	3/4	0/2	0/0	1/2	1/2	1/4	1/4	1/1
FIELD GOALS/FGA	19/21	14/14	16/19	23/23	13/15	15/18	24/30	8/10
POINTS SCORED	262	230	272	287	232	266	259	225

<b>DEFENSE</b>	<b>G.B.</b>	<b>Det.</b>	<b>NY-J</b>	<b>NY-G</b>	<b>Hou.</b>	<b>Buff.</b>	<b>Balt.</b>	<b>Miami</b>
POINTS ALLOWED	215	288	228	273	234	257	276	287
OPP FIRST DOWNS	219	222	193	255	210	228	222	246
Rushing	66	68	48	72	59	59	51	85
Passing	139	132	130	160	124	139	138	140
Penalty	14	22	15	23	27	30	33	21
OPP YARDS GAINED	3976	3901	3563	4616	3598	3915	3878	4309
Avg per Game	361.5	354.6	323.9	419.6	327.1	355.9	352.5	391.7
OPP RUSHING(net)	1241	1237	928	1215	1182	1122	1033	1523
Avg per Game	112.8	112.5	84.4	110.5	107.5	102.0	93.9	138.5
Rushes	297	310	250	303	277	265	281	360
Yards per Rush	4.2	4.0	3.7	4.0	4.3	4.2	3.7	4.2
OPP PASSING(net)	2735	2664	2635	3401	2416	2793	2845	2786
Avg per Game	248.6	242.2	239.5	309.2	219.6	253.9	258.6	253.3
Passes Att.	393	362	435	439	387	425	407	375
Completed	233	249	245	292	231	247	255	235
Pct Completed	59.3	68.8	56.3	66.5	59.7	58.1	62.7	62.7
Sacked	30	30	25	12	29	16	27	23
Yards Lost	185	193	186	65	191	78	174	166
INTERCEPTED BY	11	4	11	14	10	11	4	9
Yards Returned	115	32	82	206	144	213	52	117
Returned for TD	1	1	0	2	1	2	1	2
OPP PUNT RETURNS	30	34	28	23	41	28	28	33
Avg return	5.1	6.7	11.2	9.8	9.8	8.9	5.4	10.2
OPP KICKOFF RET	27	21	33	35	24	30	5	18
Avg return	26.4	25.7	23.8	20.5	25.9	17.2	31.2	22.5
OPP TOUCHDOWNS	24	33	26	30	28	30	29	34
Rushing	10	15	2	8	8	8	6	9
Passing	14	18	21	20	17	20	21	23
Returns	0	0	3	2	3	2	2	2

**WEEK 12 / THROUGH MONDAY, NOVEMBER 30, 2015**

OFFENSE	Cin.	Clev.	Jax	Tenn.	S.F.	Chi.	Sea.	Minn.
GAMES (Won-Lost)	9-2	2-9	4-7	2-9	3-8	5-6	6-5	8-3
FIRST DOWNS	229	203	216	215	175	214	214	214
Rushing	69	42	46	49	57	67	87	87
Passing	136	139	146	137	104	125	121	105
Penalty	24	22	24	29	14	22	6	22
YDS GAINED (tot)	4138	3696	3821	3459	3250	3811	4112	3665
Avg per Game	376.2	336.0	347.4	314.5	295.5	346.5	373.8	333.2
RUSHING (net)	1276	819	1056	1025	1068	1218	1586	1610
Avg per Game	116.0	74.5	96.0	93.2	97.1	110.7	144.2	146.4
Rushes	322	244	255	264	277	321	334	331
Yards per Rush	4.0	3.4	4.1	3.9	3.9	3.8	4.7	4.9
PASSING (net)	2862	2877	2765	2434	2182	2593	2526	2055
Avg per Game	260.2	261.5	251.4	221.3	198.4	235.7	229.6	186.8
Passes Att.	363	430	436	370	339	374	325	326
Completed	239	269	248	235	206	234	220	210
Pct Completed	65.8	62.6	56.9	63.5	60.8	62.6	67.7	64.4
Yards Gained	2974	3119	2952	2665	2382	2694	2723	2295
Sacked	19	38	34	35	32	19	37	31
Yards Lost	112	242	187	231	200	101	197	240
Had intercepted	6	6	13	11	8	7	7	7
Yards Opp Ret	83	89	159	175	88	162	50	46
Opp TDs on Int	0	1	3	2	2	2	0	0
PUNTS	46	55	58	59	61	52	55	45
Avg Yards	44.3	47.7	45.8	46.7	44.2	44.4	45.8	42.0
PUNT RETURNS	34	23	20	26	19	21	30	27
Avg Return	9.6	12.4	10.0	8.8	7.9	6.7	8.7	9.8
Returned for TD	0	1	0	0	0	0	1	1
KICKOFF RETURNS	25	22	18	23	27	20	25	27
Avg Return	20.8	26.1	24.2	22.1	22.7	24.7	25.0	26.9
Returned for TD	0	0	0	0	0	0	1	1
PENALTIES	79	85	74	73	73	74	81	65
Yards Penalized	673	758	649	589	510	679	717	585
FUMBLES BY	14	19	12	17	16	16	10	13
Fumbles Lost	6	14	5	11	3	7	4	4
Opp Fumbles	8	15	13	13	4	11	16	11
Opp Fum Lost	4	9	7	5	1	7	8	6
POSS. TIME (avg)	30:51	30:00	28:29	30:12	26:47	31:05	30:16	31:04
TOUCHDOWNS	36	23	25	24	14	23	30	23
Rushing	12	2	1	6	4	9	7	12
Passing	23	18	22	17	10	14	18	8
Returns	1	3	2	1	0	0	5	3
EXTRA-PT KICKS	34/35	17/19	20/24	19/20	12/12	17/18	22/25	19/22
2-PT CONVERSIONS	1/1	2/4	0/1	2/3	1/2	2/5	1/5	1/1
FIELD GOALS/FGA	15/18	18/19	22/26	12/14	18/19	24/27	21/22	24/29
POINTS SCORED	297	213	236	203	152	231	267	231
DEFENSE	Cin.	Clev.	Jax	Tenn.	S.F.	Chi.	Sea.	Minn.
POINTS ALLOWED	193	310	299	257	271	264	222	194
OPP FIRST DOWNS	206	226	243	217	247	209	203	216
Rushing	51	73	62	70	83	69	59	62
Passing	136	131	156	126	144	121	126	125
Penalty	19	22	25	21	20	19	18	29
OPP YARDS GAINED	3777	4409	3944	3650	4377	3774	3574	3675
Avg per Game	343.4	400.8	358.5	331.8	397.9	343.1	324.9	334.1
OPP RUSHING(net)	1098	1492	1026	1185	1332	1414	1022	1217
Avg per Game	99.8	135.6	93.3	107.7	121.1	128.5	92.9	110.6
Rushes	238	326	307	307	324	295	272	280
Yards per Rush	4.6	4.6	3.3	3.9	4.1	4.8	3.8	4.3
OPP PASSING(net)	2679	2917	2918	2465	3045	2360	2552	2458
Avg per Game	243.5	265.2	265.3	224.1	276.8	214.5	232.0	223.5
Passes Att.	424	373	418	331	391	361	382	383
Completed	273	228	278	214	270	220	240	239
Pct Completed	64.4	61.1	66.5	64.7	69.1	60.9	62.8	62.4
Sacked	29	16	25	32	19	22	27	25
Yards Lost	187	96	175	218	134	150	198	176
INTERCEPTED BY	14	8	5	10	7	6	8	8
Yards Returned	113	114	49	159	71	71	120	136
Returned for TD	1	2	1	1	0	0	0	1
OPP PUNT RETURNS	16	30	31	29	30	23	21	20
Avg return	7.8	10.0	13.0	16.0	6.5	9.5	14.0	4.8
OPP KICKOFF RET	29	29	17	17	14	26	28	24
Avg return	21.9	21.2	25.3	25.6	23.6	27.6	23.9	26.3
OPP TOUCHDOWNS	21	36	34	32	31	29	22	19
Rushing	4	9	9	9	12	3	9	5
Passing	15	23	21	20	17	20	11	14
Returns	2	4	4	3	2	6	2	0

**WEEK 12 / THROUGH MONDAY, NOVEMBER 30, 2015**

<b>OFFENSE</b>	<b>Car.</b>	<b>N.O.</b>	<b>Atl.</b>	<b>T.B.</b>	<b>Ariz.</b>	<b>St.L.</b>	<b>K.C.</b>	<b>Oak.</b>
GAMES (Won-Lost)	11-0	4-7	6-5	5-6	9-2	4-7	6-5	5-6
FIRST DOWNS	235	254	255	223	259	166	216	217
Rushing	92	68	69	66	61	62	78	53
Passing	128	163	161	132	162	85	115	143
Penalty	15	23	25	25	36	19	23	21
YDS GAINED (tot)	3836	4413	4321	4051	4510	3344	3864	3991
Avg per Game	348.7	401.2	392.8	368.3	410.0	304.0	351.3	362.8
RUSHING (net)	1528	1063	1241	1554	1267	1354	1367	1057
Avg per Game	138.9	96.6	112.8	141.3	115.2	123.1	124.3	96.1
Rushes	379	273	297	325	309	289	295	258
Yards per Rush	4.0	3.9	4.2	4.8	4.1	4.7	4.6	4.1
PASSING (net)	2308	3350	3080	2497	3243	1990	2497	2934
Avg per Game	209.8	304.5	280.0	227.0	294.8	180.9	227.0	266.7
Passes Att.	332	453	434	350	382	338	356	410
Completed	190	314	286	203	242	194	228	263
Pct Completed	57.2	69.3	65.9	58.0	63.4	57.4	64.0	64.1
Yards Gained	2466	3535	3212	2650	3347	2093	2685	3037
Sacked	21	26	20	22	17	15	35	14
Yards Lost	158	185	132	153	104	103	188	103
Had intercepted	9	11	12	10	9	9	3	7
Yards Opp Ret	69	230	88	134	25	138	44	141
Opp TDs on Int	0	2	1	2	0	2	0	1
PUNTS	51	50	42	37	38	66	51	50
Avg Yards	45.9	45.0	47.6	42.9	41.3	47.9	45.8	43.8
PUNT RETURNS	25	25	19	24	31	27	31	32
Avg Return	9.3	9.9	11.6	10.3	7.8	7.9	7.7	6.8
Returned for TD	0	1	0	0	0	1	0	0
KICKOFF RETURNS	13	21	17	14	25	19	25	33
Avg Return	17.5	21.2	25.4	25.8	26.1	22.7	24.4	22.3
Returned for TD	0	0	0	0	1	0	0	0
PENALTIES	71	92	75	109	70	89	69	92
Yards Penalized	579	800	762	894	531	655	594	736
FUMBLES BY	6	14	17	17	19	17	9	19
Fumbles Lost	3	7	9	8	10	10	5	10
Opp Fumbles	18	20	9	21	19	17	12	9
Opp Fum Lost	10	9	5	10	6	10	6	5
POSS. TIME (avg)	32:03	30:56	32:05	29:22	31:50	27:44	31:16	29:36
TOUCHDOWNS	37	33	31	26	42	20	30	31
Rushing	12	11	11	7	11	10	15	5
Passing	20	20	16	16	27	8	12	26
Returns	5	2	4	3	4	2	3	0
EXTRA-PT KICKS	35/37	27/29	27/27	21/24	39/42	17/18	27/28	30/30
2-PT CONVERSIONS	0/0	0/3	1/3	1/2	0/0	1/2	1/2	0/1
FIELD GOALS/FGA	25/30	12/17	15/19	23/32	20/22	15/23	26/32	16/19
POINTS SCORED	332	261	260	248	355	186	287	264
<b>DEFENSE</b>	<b>Car.</b>	<b>N.O.</b>	<b>Atl.</b>	<b>T.B.</b>	<b>Ariz.</b>	<b>St.L.</b>	<b>K.C.</b>	<b>Oak.</b>
POINTS ALLOWED	205	339	234	279	229	230	220	280
OPP FIRST DOWNS	199	259	227	244	195	200	217	249
Rushing	49	72	66	65	56	65	59	66
Passing	134	147	138	148	118	114	134	152
Penalty	16	40	23	31	21	21	24	31
OPP YARDS GAINED	3438	4605	3722	3727	3590	3751	3689	4301
Avg per Game	312.5	418.6	338.4	338.8	326.4	341.0	335.4	391.0
OPP RUSHING(net)	976	1479	1065	1072	1002	1221	1055	1191
Avg per Game	88.7	134.5	96.8	97.5	91.1	111.0	95.9	108.3
Rushes	255	304	285	309	252	315	269	271
Yards per Rush	3.8	4.9	3.7	3.5	4.0	3.9	3.9	4.4
OPP PASSING(net)	2462	3126	2657	2655	2588	2530	2634	3110
Avg per Game	223.8	284.2	241.5	241.4	235.3	230.0	239.5	282.7
Passes Att.	444	375	396	384	400	375	406	455
Completed	260	253	261	262	237	260	234	285
Pct Completed	58.6	67.5	65.9	68.2	59.3	69.3	57.6	62.6
Sacked	33	23	12	26	21	30	30	25
Yards Lost	199	160	52	153	147	158	197	131
INTERCEPTED BY	18	5	13	10	15	9	14	11
Yards Returned	245	49	136	98	228	73	171	46
Returned for TD	4	0	1	1	3	0	2	0
OPP PUNT RETURNS	27	23	24	21	13	33	19	19
Avg return	8.9	8.3	8.9	5.7	7.8	6.9	5.5	5.6
OPP KICKOFF RET	29	24	14	25	34	16	27	23
Avg return	26.5	26.3	28.9	23.8	24.1	23.4	23.7	24.3
OPP TOUCHDOWNS	22	40	28	32	25	22	26	28
Rushing	7	8	13	5	7	6	5	7
Passing	13	30	13	23	17	12	20	19
Returns	2	2	2	4	1	4	1	2



**WEEK 12 / THROUGH MONDAY, NOVEMBER 30, 2015**

OFFENSE	Denv.	S.D.	Phil.	N.E.	Ind.	Pitt.	Dal.	Wash.
GAMES (Won-Lost)	9-2	3-8	4-7	10-1	6-5	6-5	3-8	5-6
FIRST DOWNS	212	254	239	257	229	220	224	211
Rushing	53	55	81	62	53	68	71	48
Passing	142	173	126	172	143	130	120	141
Penalty	17	26	32	23	33	22	33	22
YDS GAINED (tot)	3807	4295	3977	4425	3795	4387	3645	3735
Avg per Game	346.1	390.5	361.5	402.3	345.0	398.8	331.4	339.5
RUSHING (net)	1123	899	1260	959	1012	1319	1268	1058
Avg per Game	102.1	81.7	114.5	87.2	92.0	119.9	115.3	96.2
Rushes	273	262	314	252	281	272	302	281
Yards per Rush	4.1	3.4	4.0	3.8	3.6	4.8	4.2	3.8
PASSING (net)	2684	3396	2717	3466	2783	3068	2377	2677
Avg per Game	244.0	308.7	247.0	315.1	253.0	278.9	216.1	243.4
Passes Att.	415	469	426	451	443	387	358	393
Completed	250	322	273	294	259	249	241	268
Pct Completed	60.2	68.7	64.1	65.2	58.5	64.3	67.3	68.2
Yards Gained	2846	3574	2913	3600	2904	3227	2524	2787
Sacked	26	26	27	25	23	25	24	17
Yards Lost	162	178	196	134	121	159	147	110
Had intercepted	19	8	14	4	14	14	14	10
Yards Opp Ret	234	237	99	64	217	179	295	131
Opp TDs on Int	3	4	1	1	0	0	4	1
PUNTS	62	49	61	46	56	44	45	47
Avg Yards	44.1	44.0	45.6	44.9	49.1	42.2	45.8	44.9
PUNT RETURNS	19	11	25	32	26	18	20	22
Avg Return	9.9	3.1	10.9	10.7	5.4	7.0	4.9	5.7
Returned for TD	1	0	1	0	0	0	0	0
KICKOFF RETURNS	19	22	12	14	30	23	16	29
Avg Return	21.7	20.5	22.3	15.1	25.0	25.1	24.8	26.2
Returned for TD	0	0	0	0	0	0	0	2
PENALTIES	85	79	75	74	75	64	80	72
Yards Penalized	816	654	573	700	591	605	616	596
FUMBLES BY	5	12	14	11	16	9	11	19
Fumbles Lost	1	8	7	5	8	3	5	9
Opp Fumbles	16	7	17	18	10	20	5	21
Opp Fum Lost	10	4	9	5	3	9	1	8
POSS. TIME (avg)	30:04	31:10	26:15	29:43	29:49	29:00	33:05	31:06
TOUCHDOWNS	27	27	28	39	29	28	20	26
Rushing	9	2	10	11	4	11	6	6
Passing	13	24	15	28	22	16	12	16
Returns	5	1	3	0	3	1	2	4
EXTRA-PT KICKS	25/25	21/24	25/27	39/39	25/27	17/19	19/19	24/24
2-PT CONVERSIONS	0/1	2/3	0/0	0/0	1/2	6/9	1/1	1/2
FIELD GOALS/FGA	21/23	19/21	16/21	24/25	16/18	23/28	21/22	19/22
POINTS SCORED	252	244	243	347	249	266	204	241
DEFENSE	Denv.	S.D.	Phil.	N.E.	Ind.	Pitt.	Dal.	Wash.
POINTS ALLOWED	207	307	274	212	260	230	261	267
OPP FIRST DOWNS	201	214	237	222	227	230	215	222
Rushing	60	64	58	56	58	51	71	74
Passing	105	129	156	148	149	164	118	130
Penalty	36	21	23	18	20	15	26	18
OPP YARDS GAINED	3144	4154	4174	3846	4267	4150	3652	4033
Avg per Game	285.8	377.6	379.5	349.6	387.9	377.3	332.0	366.6
OPP RUSHING(net)	976	1361	1393	1067	1266	1030	1176	1393
Avg per Game	88.7	123.7	126.6	97.0	115.1	93.6	106.9	126.6
Rushes	283	278	320	260	302	269	289	297
Yards per Rush	3.4	4.9	4.4	4.1	4.2	3.8	4.1	4.7
OPP PASSING(net)	2168	2793	2781	2779	3001	3120	2476	2640
Avg per Game	197.1	253.9	252.8	252.6	272.8	283.6	225.1	240.0
Passes Att.	384	358	418	435	423	423	357	375
Completed	231	235	270	261	256	284	228	233
Pct Completed	60.2	65.6	64.6	60.0	60.5	67.1	63.9	62.1
Sacked	37	21	26	35	19	30	20	20
Yards Lost	231	137	178	231	111	172	170	164
INTERCEPTED BY	10	6	12	10	14	9	6	9
Yards Returned	261	106	174	125	167	210	64	156
Returned for TD	3	1	2	0	3	1	1	1
OPP PUNT RETURNS	24	31	30	25	25	16	15	20
Avg return	7.6	10.2	4.7	5.4	7.8	9.4	9.1	10.4
OPP KICKOFF RET	17	20	24	22	7	33	11	17
Avg return	19.8	28.7	23.0	19.5	19.6	22.4	26.1	16.9
OPP TOUCHDOWNS	22	34	31	24	30	26	28	31
Rushing	8	12	4	8	9	4	11	5
Passing	11	18	25	15	20	22	11	22
Returns	3	4	2	1	1	0	6	4

**WEEK 12 / THROUGH MONDAY, NOVEMBER 30, 2015**

<b>OFFENSE</b>	<b>NFL/Avg</b>
GAMES (Won-Lost)	---
FIRST DOWNS	222.5
Rushing	63.3
Passing	136.0
Penalty	23.2
YDS GAINED (tot)	3911.8
Avg per Game	355.6
RUSHING (net)	1187.2
Avg per Game	107.9
Rushes	289.1
Yards per Rush	4.1
PASSING (net)	2724.7
Avg per Game	247.7
Passes Att.	396.7
Completed	250.0
Pct Completed	63.0
Yards Gained	2886.0
Sacked	24.8
Yards Lost	161.3
Had intercepted	9.7
Yards Opp Ret	128.2
Opp TDs on Int	1.2
PUNTS	52.6
Avg Yards	45.4
PUNT RETURNS	25.3
Avg Return	8.5
Returned for TD	0.3
KICKOFF RETURNS	22.5
Avg Return	23.7
Returned for TD	0.2
PENALTIES	78.3
Yards Penalized	666.3
FUMBLES BY	14.0
Fumbles Lost	6.4
Opp Fumbles	14.0
Opp Fum Lost	6.4
POSS. TIME (avg)	30:00
TOUCHDOWNS	28.3
Rushing	7.7
Passing	18.3
Returns	2.4
EXTRA POINTS(tot)	94%
Kicks Made/2Pt	46%
FIELD GOALS/FGA	19/22
POINTS SCORED	253.2

<b>DEFENSE</b>	<b>NFL/Avg</b>
POINTS ALLOWED	253.2
OPP FIRST DOWNS	222.5
Rushing	63.3
Passing	136.0
Penalty	23.2
OPP YARDS GAINED	3911.8
Avg per Game	355.6
OPP RUSHING(net)	1187.2
Avg per Game	107.9
Rushes	289.1
Yards per Rush	4.1
OPP PASSING(net)	2724.7
Avg per Game	247.7
Passes Att.	396.7
Completed	250.0
Pct Completed	63.0
Sacked	24.8
Yards Lost	161.3
INTERCEPTED BY	9.7
Yards Returned	128.2
Returned for TD	1.2
OPP PUNT RETURNS	25.3
Avg return	8.5
OPP KICKOFF RET	22.5
Avg return	23.7
OPP TOUCHDOWNS	28.3
Rushing	7.7
Passing	18.3
Returns	2.4

**WEEK 12 / THROUGH MONDAY, NOVEMBER 30, 2015**

TEAM RANKINGS						
National Football League						
Offense			Defense			
Total	Rush	Pass	Total	Rush	Pass	
Ariz.	*1	12	4	5	4	10
Atl.	5	15	5	11	10	15
Balt.	11	18	10	17	8	24
Buff.	19	5	28	19	14	22T
Car.	17	4	29	2	2T	5
Chi.	20	16	21	14	29	2
Cin.	7	9	12T	15	13	17
Cleve.	26	31T	11	30	31	25
Dallas	29	11	27	8	15	7
Denver	21	17	18	*1	2T	*1
Det.	23	31T	7	18	22	16
G.B.	24	10	23	21	23	18
Hou.	13	19	12T	6	16	3
Ind.	22	26	14	26	24	27
Jax	18	24	15	20	6	26
K.C.	16	6	24T	10	9	11
Miami	27	27	17	28	32	21
Minn.	28	*1	31	9	20	4
N.E.	2	29	*1	16	11	19
N.O.	3	21	3	31	30	31
Giants	15	28	9	32	19	32
Jets	14	14	20	3	*1	12
Oak.	10	23	8	27	18	29
Phil.	12	13	16	25	27T	20
Pitt.	4	8	6	23	7	30
St. L.	31	7	32	13	21	8
S.D.	6	30	2	24	26	22T
S.F.	32	20	30	29	25	28
Sea.	8	2	22	4	5	9
T.B.	9	3	24T	12	12	14
Tenn.	30	25	26	7	17	6
Wash.	25	22	19	22	27T	13

**T = Tied for position**  
**\* = League Leader**

WEEK 12 / THROUGH MONDAY, NOVEMBER 30, 2015

NFL / TEAM/OFFENSE RANK

Tm	(A)	(B)	(C)	(D)	(E)	(F)	(G)	(H)	(I)	(J)	(K)	(L)	(M)	(N)	(O)	(P)	(Q)
BAL	11	15	18	18	10	18	27	3	15	25	5	1	9	4	1	15	26t
BUF	19	13	5	8	28	17	11	27	29	24	26t	25	30	8	6	9t	20t
CIN	7	5	9	19	12t	2	5	12	9t	9	11	12	28	22	12	4	20t
CLE	26	27	31t	32	11	21	4	26	30	8	25	2	7	5	11	28	6t
DEN	21	20	17	13	18	22	32	17	26t	28	2t	10	24	24	17	16	8
HOU	13	32	19	31	12t	26	9	9	6	18	29	22	17	7	26	23	14
IND	22	30	26	28	14	27	28	11	9t	7	7t	29	12	1	2	17	12t
JAC	18	24	24	12	15	29	25	24	19t	26	9t	8	18	12	29	22	17
KC	16	11	6	6	24t	16	1	31	19t	20	2t	20	16	13	4	5t	25
MIA	27	12	27	7	17	28	18	25	26t	31	32	7	25	3	15	27	26t
NE	2	3	29	24	1	4	2	13	2	6	12t	5	32	20	10	2	3
NYJ	14	19	14	20	20	15	26	2	17	11	28	13	26	28	31	7	18t
OAK	10	7	23	15	8	7	7	1	18	4	18t	26	21	26	14	11	18t
PIT	4	1	8	2	6	3	30	21	16	23	26t	24	11	30	25	9t	24
SD	6	10	30	30	2	8	6	14	4t	5	31	32	29	25	30	19	10t
TEN	30	29	25	22	26	24	24	29	22	29	18t	15	23	9	23	30	16
ARI	1	2	12	14	4	1	14	7	1	1	18t	19	6	32	32	1	9
ATL	5	9	15	11	5	9	21	8	3	2	9t	3	10	6	7	14	28
CAR	17	25	4	16	29	12	20	19	8	16	2t	14	31	11	18	3	20t
CHI	20	18	16	25	21	11	8	10	23t	13	12t	27	15	21	21	24t	12t
DAL	29	21	11	10	27	20	31	23	13	17	18t	31	14	15	5	29	4t
DET	23	23	31t	29	7	19	23	16	11t	21	18t	23	1	10	9	26	1t
GB	24	17	10	9	23	23	3	22	19t	22	18t	30	4	29	24	12	10t
MIN	28	22	1	1	31	31	12	30	23t	19	24	11	2	31	28	24t	23
NO	3	6	21	21	3	5	16	15	4t	3	6	9	27	18	16	13	31
NYG	15	14	28	27	9	14	10	4	11t	15	7t	21	3	16	20	5t	1t
PHI	12	28	13	17	16	25	29	20	7	27	15t	4	22	17	8	20	29
STL	31	26	7	5	32	32	19	6	32	32	30	18	19	2	3	31	32
SF	32	31	20	23	30	30	15	28	31	30	15t	17	20	23	13	32	6t
SEA	8	4	2	4	22	6	13	32	23t	14	1	16	13	14	27	8	4t
TB	9	8	3	3	24t	10	22	18	14	10	12t	6	8	27	22	18	30
WAS	25	16	22	26	19	13	17	5	28	12	15t	28	5	19	19	21	15

- (A) Total Yards per Game
- (B) Yards per Play
- (C) Rushing Yards per Game
- (D) Rushing Yards per Attempt
- (E) Passing Net Yards per Game
- (F) Passing Net Yards per Play
- (G) Passing, Percent Had Intercepted
- (H) Sacks per Pass Play
- (I) First Downs per Game
- (J) Third Down Efficiency
- (K) Fourth Down Efficiency
- (L) Punt Return Average
- (M) Kickoff Return Average
- (N) Gross Punting Average
- (O) Net Punting Average
- (P) Points per Game
- (Q) Field Goal Percentage



WEEK 12 / THROUGH MONDAY, NOVEMBER 30, 2015

NFL / OPPONENT/DEFENSE RANK

Tm	(A)	(B)	(C)	(D)	(E)	(F)	(G)	(H)	(I)	(J)	(K)	(L)	(M)	(N)	(O)	(P)	(Q)	(R)	(S)
BAL	17	14	8	4	24	19	32	14	16t	24	13t	4	32	22	6	24	12	18	14
BUF	19	20	14	22	22t	14	13	30	23	12	1t	18	2	6t	20	15t	15	14	18
CIN	15	17	13	28	17	6	5	12	7	13	13t	15	8	18	5	1	22t	4	7
CLE	30	30	31	27	25	30	21	29	20	22	29t	25	7	6t	1	31	14	31	30
DEN	1	1	2t	2	1	1	11t	2	5	4	13t	12	5	27	30	4	13	7t	2
HOU	6	5	16	23	3	4	14	7	9	1	20	23	23	28	26	13t	2	15	9
IND	26	25	24	20	27	23	4	28	21t	19	29t	13	4	8	28	17	4	16	28
JAC	20	9	6	1	26	21	30	20	26	31	13t	30	20	2	2	29	6t	28t	20
KC	10	7	9	12	11	8	3	9	13t	3	6	6	14	17	18	7	29	5	12
MIA	28	23	32	21	21	27	17t	17t	28	28	7	27	10	10	3	27	5	27	29
NE	16	10	11	17	19	5	20	4	16t	14	21	5	3	26	9	5	3	1	4
NYJ	3	3	1	5	12	3	15	22	1	9	8	29	16	29	23	9	22t	9	8
OAK	27	24	18	26	29	17	16	24	30	18	23	7	19	15	10	26	24	17	26
PIT	23	26	7	9	30	26	22	10	24	23	5	21	9	9	15	11t	8t	11	11
SD	24	31	26	32	22t	28	27	21	10	16	31t	26	30	1	21	30	21	28t	13
TEN	7	15	17	10	6	24	8	1	13t	17	3t	32	21	32	32	15t	16t	24	21
ARI	5	11	4	13	10	9	2	26	2	7	9	14	18	23	27	10	30t	3	1
ATL	11	13	10	6	15	18	6	31	21t	27	10t	19	31	16	12	13t	1	12	3
CAR	2	2	2t	8	5	2	1	8	3	8	24	17	28	31	31	3	8t	2	6
CHI	14	22	29	30	2	10	28	19	8	26	10t	22	29	4	16	19	27	22	15
DAL	8	18	15	16	7	20	26	23	11	11	25t	20	24	13	29	18	16t	25	16
DET	18	21	22	14	16	25	31	3	16t	30	25t	10	22	5	17	28	25t	26	19
GB	21	19	23	19	18	15	10	6	15	15	17t	3	27	3	8	6	6t	6	22t
MIN	9	12	20	24	4	7	24	15	12	6	10t	2	26	12	11	2	18t	10	17
NO	31	32	30	31	31	32	29	17t	32	10	28	16	25	14	4	32	25t	30	22t
NYG	32	29	19	15	32	31	7	32	31	32	19	24	6	30	25	22	20	13	31
PHI	25	16	27t	25	20	13	9	16	25	25	31t	1	11	19	19	23	30t	20t	24
STL	13	6	21	11	8	12	17t	5	4	2	3t	11	12	20	13	11t	28	23	27
SF	29	28	25	18	28	29	25	27	29	21	22	9	13	11	14	21	8t	32	32
SEA	4	8	5	7	9	11	23	11	6	5	1t	31	17	21	22	8	30t	7t	5
TB	12	4	12	3	14	16	11t	13	27	29	25t	8	15	25	7	25	18t	20t	10
WAS	22	27	27t	29	13	22	17t	25	16t	20	17t	28	1	24	24	20	8t	19	25

- (A) Total Yards per Game
- (B) Yards per Play
- (C) Rushing Yards per Game
- (D) Rushing Yards per Attempt
- (E) Passing Net Yards per Game
- (F) Passing Net Yards per Play
- (G) Passing, Percent Had Intercepted
- (H) Sacks per Pass Play
- (I) First Downs per Game
- (J) Third Down Efficiency
- (K) Fourth Down Efficiency
- (L) Punt Return Average
- (M) Kickoff Return Average
- (N) Gross Punting Average
- (O) Net Punting Average
- (P) Points per Game
- (Q) Field Goal Percentage
- Combined Offense/Defense Rank
- (R) Points per Game Differential
- (S) Net Yards per Game Differential

**WEEK 12 / THROUGH MONDAY, NOVEMBER 30, 2015**

**NFL / TOTAL OFFENSE**

Rank	Team	Total	Rushing	Passing	Total	Rushing	Passing
1)	Arizona	4510	1267	3243	410.0	115.2	294.8
2)	New England	4425	959	3466	402.3	87.2	315.1
3)	New Orleans	4413	1063	3350	401.2	96.6	304.5
4)	Pittsburgh	4387	1319	3068	398.8	119.9	278.9
5)	Atlanta	4321	1241	3080	392.8	112.8	280.0
6)	San Diego	4295	899	3396	390.5	81.7	308.7
7)	Cincinnati	4138	1276	2862	376.2	116.0	260.2
8)	Seattle	4112	1586	2526	373.8	144.2	229.6
9)	Tampa Bay	4051	1554	2497	368.3	141.3	227.0
10)	Oakland	3991	1057	2934	362.8	96.1	266.7
11)	Baltimore	3979	1083	2896	361.7	98.5	263.3
12)	Philadelphia	3977	1260	2717	361.5	114.5	247.0
13)	Houston	3937	1075	2862	357.9	97.7	260.2
14)	New York Jets	3923	1257	2666	356.6	114.3	242.4
15)	New York Giants	3901	983	2918	354.6	89.4	265.3
16)	Kansas City	3864	1367	2497	351.3	124.3	227.0
17)	Carolina	3836	1528	2308	348.7	138.9	209.8
18)	Jacksonville	3821	1056	2765	347.4	96.0	251.4
19)	Buffalo	3818	1504	2314	347.1	136.7	210.4
20)	Chicago	3811	1218	2593	346.5	110.7	235.7
21)	Denver	3807	1123	2684	346.1	102.1	244.0
22)	Indianapolis	3795	1012	2783	345.0	92.0	253.0
23)	Detroit	3794	819	2975	344.9	74.5	270.5
24)	Green Bay	3784	1273	2511	344.0	115.7	228.3
25)	Washington	3735	1058	2677	339.5	96.2	243.4
26)	Cleveland	3696	819	2877	336.0	74.5	261.5
27)	Miami	3695	1009	2686	335.9	91.7	244.2
28)	Minnesota	3665	1610	2055	333.2	146.4	186.8
29)	Dallas	3645	1268	2377	331.4	115.3	216.1
30)	Tennessee	3459	1025	2434	314.5	93.2	221.3
31)	St. Louis	3344	1354	1990	304.0	123.1	180.9
32)	San Francisco	3250	1068	2182	295.5	97.1	198.4

**NFL / TOTAL DEFENSE**

Rank	Team	Total	Rushing	Passing	Total	Rushing	Passing
1)	Denver	3144	976	2168	285.8	88.7	197.1
2)	Carolina	3438	976	2462	312.5	88.7	223.8
3)	New York Jets	3563	928	2635	323.9	84.4	239.5
4)	Seattle	3574	1022	2552	324.9	92.9	232.0
5)	Arizona	3590	1002	2588	326.4	91.1	235.3
6)	Houston	3598	1182	2416	327.1	107.5	219.6
7)	Tennessee	3650	1185	2465	331.8	107.7	224.1
8)	Dallas	3652	1176	2476	332.0	106.9	225.1
9)	Minnesota	3675	1217	2458	334.1	110.6	223.5
10)	Kansas City	3689	1055	2634	335.4	95.9	239.5
11)	Atlanta	3722	1065	2657	338.4	96.8	241.5
12)	Tampa Bay	3727	1072	2655	338.8	97.5	241.4
13)	St. Louis	3751	1221	2530	341.0	111.0	230.0
14)	Chicago	3774	1414	2360	343.1	128.5	214.5
15)	Cincinnati	3777	1098	2679	343.4	99.8	243.5
16)	New England	3846	1067	2779	349.6	97.0	252.6
17)	Baltimore	3878	1033	2845	352.5	93.9	258.6
18)	Detroit	3901	1237	2664	354.6	112.5	242.2
19)	Buffalo	3915	1122	2793	355.9	102.0	253.9
20)	Jacksonville	3944	1026	2918	358.5	93.3	265.3
21)	Green Bay	3976	1241	2735	361.5	112.8	248.6
22)	Washington	4033	1393	2640	366.6	126.6	240.0
23)	Pittsburgh	4150	1030	3120	377.3	93.6	283.6
24)	San Diego	4154	1361	2793	377.6	123.7	253.9
25)	Philadelphia	4174	1393	2781	379.5	126.6	252.8
26)	Indianapolis	4267	1266	3001	387.9	115.1	272.8
27)	Oakland	4301	1191	3110	391.0	108.3	282.7
28)	Miami	4309	1523	2786	391.7	138.5	253.3
29)	San Francisco	4377	1332	3045	397.9	121.1	276.8
30)	Cleveland	4409	1492	2917	400.8	135.6	265.2
31)	New Orleans	4605	1479	3126	418.6	134.5	284.2
32)	New York Giants	4616	1215	3401	419.6	110.5	309.2

WEEK 12 / THROUGH MONDAY, NOVEMBER 30, 2015

NFL / TAKE-AWAYS, GIVE-AWAYS

Rank	Team	TAKE-AWAYS			GIVE-AWAYS			Net
		Int	Fum	Total	Int	Fum	Total	
1)	Carolina	18	10	28	9	3	12	= +16
2)	Kansas City	14	6	20	3	5	8	= +12
3)	New York Giants	14	9	23	9	4	13	= +10
4t)	Cincinnati	14	4	18	6	6	12	= +6
4t)	New England	10	5	15	4	5	9	= +6
4t)	Green Bay	11	3	14	4	4	8	= +6
7)	Seattle	8	8	16	7	4	11	= +5
8)	New York Jets	11	11	22	12	6	18	= +4
9t)	Buffalo	11	6	17	7	7	14	= +3
9t)	Minnesota	8	6	14	7	4	11	= +3
11t)	Arizona	15	6	21	9	10	19	= +2
11t)	Tampa Bay	10	10	20	10	8	18	= +2
13)	Pittsburgh	9	9	18	14	3	17	= +1
14t)	Denver	10	10	20	19	1	20	= 0
14t)	Houston	10	4	14	9	5	14	= 0
14t)	Philadelphia	12	9	21	14	7	21	= 0
14t)	St. Louis	9	10	19	9	10	19	= 0
18t)	Oakland	11	5	16	7	10	17	= -1
18t)	Chicago	6	7	13	7	7	14	= -1
20)	Washington	9	8	17	10	9	19	= -2
21t)	Cleveland	8	9	17	6	14	20	= -3
21t)	Atlanta	13	5	18	12	9	21	= -3
21t)	San Francisco	7	1	8	8	3	11	= -3
24t)	Miami	9	2	11	11	4	15	= -4
24t)	New Orleans	5	9	14	11	7	18	= -4
26)	Indianapolis	14	3	17	14	8	22	= -5
27t)	Jacksonville	5	7	12	13	5	18	= -6
27t)	San Diego	6	4	10	8	8	16	= -6
29)	Tennessee	10	5	15	11	11	22	= -7
30)	Detroit	4	8	12	13	8	21	= -9
31)	Baltimore	4	5	9	14	5	19	= -10
32)	Dallas	6	1	7	14	5	19	= -12
	<b>Totals</b>	<b>311</b>	<b>205</b>	<b>516</b>	<b>311</b>	<b>205</b>	<b>516</b>	<b>= 0</b>

**WEEK 12 / THROUGH MONDAY, NOVEMBER 30, 2015**

**NFL / TEAM/OFFENSE INSIDE THE 20**

Rank	Team	Poss	Pts	TD	TD%	FG	Score	Score%
1)	New York Jets	37	213	27	73.0	8	35	94.6
2)	Cincinnati	43	231	30	69.8	7	37	86.0
3)	Detroit	31	160	21	67.7	6	27	87.1
4)	New England	46	252	30	65.2	14	44	95.7
5)	Indianapolis	35	173	22	62.9	7	29	82.9
6)	Carolina	43	229	27	62.8	14	41	95.3
7)	Tennessee	29	144	18	62.1	6	24	82.8
8)	San Diego	34	174	21	61.8	9	30	88.2
9)	Arizona	47	248	29	61.7	16	45	95.7
10)	Oakland	31	156	19	61.3	8	27	87.1
11)	New Orleans	38	181	23	60.5	8	31	81.6
12)	Atlanta	40	194	24	60.0	9	33	82.5
13)	Green Bay	32	163	19	59.4	10	29	90.6
14)	Washington	31	159	18	58.1	11	29	93.5
15t)	Houston	30	138	17	56.7	7	24	80.0
15t)	Miami	30	134	17	56.7	5	22	73.3
17)	Pittsburgh	38	193	21	55.3	14	35	92.1
18)	Buffalo	22	98	12	54.5	6	18	81.8
19)	Baltimore	35	174	19	54.3	14	33	94.3
20)	St. Louis	25	111	13	52.0	7	20	80.0
21)	Kansas City	43	201	22	51.2	16	38	88.4
22t)	Philadelphia	30	131	15	50.0	9	24	80.0
22t)	Tampa Bay	36	166	18	50.0	14	32	88.9
24)	Denver	31	140	15	48.4	12	27	87.1
25)	Seattle	27	127	13	48.1	13	26	96.3
26)	Dallas	30	141	14	46.7	14	28	93.3
27)	Minnesota	30	135	13	43.3	15	28	93.3
28t)	Chicago	37	155	16	43.2	15	31	83.8
28t)	New York Giants	37	157	16	43.2	15	31	83.8
30)	Jacksonville	36	149	15	41.7	16	31	86.1
31)	Cleveland	33	134	13	39.4	15	28	84.8
32)	San Francisco	28	116	11	39.3	13	24	85.7

**NFL / OPPONENTS/DEFENSE INSIDE THE 20**

Rank	Team	Poss	Pts	TD	TD%	FG	Score	Score%
1)	New York Jets	26	94	10	38.5	8	18	69.2
2)	St. Louis	31	139	12	38.7	18	30	96.8
3)	Minnesota	30	119	13	43.3	10	23	76.7
4)	Cincinnati	27	116	12	44.4	11	23	85.2
5)	Seattle	29	134	13	44.8	14	27	93.1
6)	San Diego	38	176	18	47.4	17	35	92.1
7)	Chicago	33	153	16	48.5	14	30	90.9
8)	Baltimore	35	157	17	48.6	14	31	88.6
9t)	Carolina	28	123	14	50.0	9	23	82.1
9t)	Denver	28	116	14	50.0	7	21	75.0
11)	Oakland	41	200	21	51.2	17	38	92.7
12)	New York Giants	34	159	18	52.9	11	29	85.3
13)	Dallas	30	145	16	53.3	11	27	90.0
14t)	Buffalo	33	150	18	54.5	8	26	78.8
14t)	Washington	33	155	18	54.5	10	28	84.8
16)	New England	31	150	17	54.8	11	28	90.3
17)	Houston	25	115	14	56.0	6	20	80.0
18)	Cleveland	46	227	26	56.5	15	41	89.1
19)	Pittsburgh	37	168	21	56.8	8	29	78.4
20)	Green Bay	35	165	20	57.1	9	29	82.9
21)	Miami	36	172	21	58.3	9	30	83.3
22)	Tennessee	34	170	20	58.8	10	30	88.2
23)	San Francisco	36	190	22	61.1	12	34	94.4
24)	New Orleans	47	241	29	61.7	13	42	89.4
25)	Indianapolis	34	171	21	61.8	9	30	88.2
26)	Detroit	45	232	28	62.2	13	41	91.1
27)	Atlanta	35	177	22	62.9	8	30	85.7
28)	Tampa Bay	38	204	24	63.2	13	37	97.4
29)	Kansas City	31	161	20	64.5	8	28	90.3
30)	Arizona	32	172	21	65.6	9	30	93.8
31)	Philadelphia	40	222	27	67.5	11	38	95.0
32)	Jacksonville	37	204	25	67.6	10	35	94.6



**WEEK 12 / THROUGH MONDAY, NOVEMBER 30, 2015**

**NFL / OFFENSE/TEAMS: FIRST DOWNS, THIRD DOWNS, FOURTH DOWNS**

Rank	Team	FIRST DOWNS				THIRD DOWNS			FOURTH DOWNS		
		Total	Rush	Pass	Pen	Made	Att	Pct	Made	Att	Pct
1)	Arizona	259	61	162	36	62	133	46.6	3	6	50.0
2)	New England	257	62	172	23	62	142	43.7	5	9	55.6
3)	Atlanta	255	69	161	25	71	156	45.5	9	15	60.0
4t)	San Diego	254	55	173	26	66	151	43.7	2	7	28.6
4t)	New Orleans	254	68	163	23	70	154	45.5	7	11	63.6
6)	Houston	243	61	157	25	66	172	38.4	4	13	30.8
7)	Philadelphia	239	81	126	32	53	154	34.4	6	11	54.5
8)	Carolina	235	92	128	15	57	146	39.0	4	6	66.7
9t)	Cincinnati	229	69	136	24	59	141	41.8	4	7	57.1
9t)	Indianapolis	229	53	143	33	70	163	42.9	5	8	62.5
11t)	Detroit	226	36	164	26	52	144	36.1	5	10	50.0
11t)	New York Giants	226	48	144	34	59	150	39.3	5	8	62.5
13)	Dallas	224	71	120	33	53	136	39.0	6	12	50.0
14)	Tampa Bay	223	66	132	25	61	146	41.8	5	9	55.6
15)	Baltimore	222	73	133	16	52	150	34.7	11	17	64.7
16)	Pittsburgh	220	68	130	22	48	135	35.6	4	10	40.0
17)	New York Jets	218	69	134	15	67	161	41.6	4	11	36.4
18)	Oakland	217	53	143	21	65	145	44.8	3	6	50.0
19t)	Jacksonville	216	46	146	24	53	153	34.6	6	10	60.0
19t)	Kansas City	216	78	115	23	52	142	36.6	4	6	66.7
19t)	Green Bay	216	67	119	30	49	137	35.8	5	10	50.0
22)	Tennessee	215	49	137	29	42	132	31.8	4	8	50.0
23t)	Chicago	214	67	125	22	62	152	40.8	5	9	55.6
23t)	Minnesota	214	87	105	22	52	139	37.4	4	9	44.4
23t)	Seattle	214	87	121	6	57	144	39.6	5	6	83.3
26t)	Denver	212	53	142	17	51	154	33.1	6	9	66.7
26t)	Miami	212	49	141	22	36	130	27.7	4	15	26.7
28)	Washington	211	48	141	22	62	149	41.6	6	11	54.5
29)	Buffalo	206	80	110	16	52	148	35.1	4	10	40.0
30)	Cleveland	203	42	139	22	67	159	42.1	6	14	42.9
31)	San Francisco	175	57	104	14	45	143	31.5	6	11	54.5
32)	St. Louis	166	62	85	19	37	143	25.9	3	10	30.0
<b>Totals</b>		<b>7120</b>	<b>2027</b>	<b>4351</b>	<b>742</b>	<b>1810</b>	<b>4704</b>	<b>38.5</b>	<b>160</b>	<b>314</b>	<b>51.0</b>

**NFL / DEFENSE/OPPONENTS: FIRST DOWNS, THIRD DOWNS, FOURTH DOWNS**

Rank	Team	FIRST DOWNS				THIRD DOWNS			FOURTH DOWNS		
		Total	Rush	Pass	Pen	Made	Att	Pct	Made	Att	Pct
1)	New York Jets	193	48	130	15	58	162	35.8	5	12	41.7
2)	Arizona	195	56	118	21	49	143	34.3	4	9	44.4
3)	Carolina	199	49	134	16	56	157	35.7	11	17	64.7
4)	St. Louis	200	65	114	21	47	151	31.1	3	10	30.0
5)	Denver	201	60	105	36	49	148	33.1	5	10	50.0
6)	Seattle	203	59	126	18	46	138	33.3	1	4	25.0
7)	Cincinnati	206	51	136	19	54	146	37.0	7	14	50.0
8)	Chicago	209	69	121	19	61	143	42.7	5	11	45.5
9)	Houston	210	59	124	27	37	141	26.2	5	9	55.6
10)	San Diego	214	64	129	21	51	131	38.9	4	5	80.0
11)	Dallas	215	71	118	26	50	136	36.8	4	6	66.7
12)	Minnesota	216	62	125	29	48	142	33.8	5	11	45.5
13t)	Kansas City	217	59	134	24	47	143	32.9	5	14	35.7
13t)	Tennessee	217	70	126	21	54	138	39.1	3	10	30.0
15)	Green Bay	219	66	139	14	60	155	38.7	7	13	53.8
16t)	Baltimore	222	51	138	33	67	161	41.6	3	6	50.0
16t)	New England	222	56	148	18	59	155	38.1	8	14	57.1
16t)	Detroit	222	68	132	22	62	142	43.7	2	3	66.7
16t)	Washington	222	74	130	18	58	145	40.0	7	13	53.8
20)	Cleveland	226	73	131	22	59	146	40.4	6	8	75.0
21t)	Indianapolis	227	58	149	20	64	161	39.8	6	8	75.0
21t)	Atlanta	227	66	138	23	60	140	42.9	5	11	45.5
23)	Buffalo	228	59	139	30	52	141	36.9	3	12	25.0
24)	Pittsburgh	230	51	164	15	62	152	40.8	5	15	33.3
25)	Philadelphia	237	58	156	23	66	155	42.6	4	5	80.0
26)	Jacksonville	243	62	156	25	70	154	45.5	4	8	50.0
27)	Tampa Bay	244	65	148	31	62	143	43.4	4	6	66.7
28)	Miami	246	85	140	21	67	156	42.9	4	10	40.0
29)	San Francisco	247	83	144	20	57	142	40.1	5	8	62.5
30)	Oakland	249	66	152	31	62	156	39.7	7	11	63.6
31)	New York Giants	255	72	160	23	70	153	45.8	6	11	54.5
32)	New Orleans	259	72	147	40	46	128	35.9	7	10	70.0
<b>Totals</b>		<b>7120</b>	<b>2027</b>	<b>4351</b>	<b>742</b>	<b>1810</b>	<b>4704</b>	<b>38.5</b>	<b>160</b>	<b>314</b>	<b>51.0</b>

**WEEK 12 / THROUGH MONDAY, NOVEMBER 30, 2015**

**NFL / FIRST-DOWN PLAYS BY TEAMS**

Rank	Team	Yds/Play	Plays	Yards
1)	Tampa Bay	6.60	315	2080
2)	New England	6.24	335	2090
3)	Atlanta	6.23	340	2118
4)	Arizona	6.17	336	2074
5)	Pittsburgh	6.14	315	1934
6)	St. Louis	6.14	281	1725
7)	Seattle	6.05	313	1893
8)	Kansas City	5.92	307	1817
9)	Tennessee	5.72	310	1773
10)	Miami	5.68	306	1738
11)	Denver	5.60	317	1774
12)	Cincinnati	5.55	317	1758
13)	Oakland	5.53	308	1704
14)	Jacksonville	5.52	323	1784
15)	Baltimore	5.52	324	1787
16)	Philadelphia	5.50	349	1918
17)	Houston	5.49	347	1904
18)	Detroit	5.44	322	1751
19)	Buffalo	5.39	302	1629
20)	Washington	5.33	302	1611
21)	Dallas	5.33	312	1662
22)	New Orleans	5.26	342	1799
23)	Carolina	5.15	335	1726
24)	Minnesota	5.13	310	1589
25)	New York Jets	5.09	322	1639
26)	San Diego	5.09	336	1710
27)	New York Giants	5.01	314	1573
28)	Chicago	4.98	310	1544
29)	Indianapolis	4.79	324	1551
30)	San Francisco	4.70	279	1310
31)	Green Bay	4.50	311	1398
32)	Cleveland	4.45	302	1345
	<b>TOTAL</b>	<b>5.48</b>	<b>10166</b>	<b>55708</b>

**NFL / FIRST-DOWN PLAYS BY OPPONENTS**

Rank	Team	Yds/Play	Plays	Yards
1)	Carolina	3.76	308	1159
2)	Denver	3.88	304	1179
3)	Detroit	4.88	316	1541
4)	St. Louis	4.97	317	1574
5)	Kansas City	5.06	312	1578
6)	Jacksonville	5.08	336	1707
7)	Philadelphia	5.09	340	1732
8)	New York Jets	5.11	304	1554
9)	New England	5.16	323	1666
10)	Seattle	5.28	304	1606
11)	Atlanta	5.31	314	1667
12)	Chicago	5.39	300	1616
13)	Indianapolis	5.39	328	1768
14)	Green Bay	5.40	317	1712
15)	Baltimore	5.43	313	1699
16)	Cincinnati	5.43	302	1641
17)	Tampa Bay	5.44	332	1807
18)	Arizona	5.46	300	1638
19)	Houston	5.46	312	1704
20)	Dallas	5.60	304	1701
21)	Washington	5.60	304	1702
22)	Tennessee	5.73	307	1758
23)	Buffalo	5.74	324	1860
24)	Cleveland	5.91	317	1875
25)	San Francisco	5.93	334	1982
26)	Minnesota	5.93	307	1822
27)	Oakland	6.03	334	2015
28)	Pittsburgh	6.09	327	1993
29)	Miami	6.18	343	2121
30)	New Orleans	6.29	335	2108
31)	San Diego	6.49	303	1966
32)	New York Giants	6.54	345	2257
	<b>TOTAL</b>	<b>5.48</b>	<b>10166</b>	<b>55708</b>

**WEEK 12 / THROUGH MONDAY, NOVEMBER 30, 2015**

**NFL / KICKOFFS (Receiving Team)**

Rank	Team	TotKO	AdjKO	TB	TB%	EZ	EZ%	OB	I20	Avg.Start
1)	Minnesota	49	47	19	40.4	35	71.4	1	7	24.5
2)	Green Bay	50	48	25	52.1	38	76.0	0	8	23.9
3)	Washington	59	58	29	50.0	49	83.1	0	10	23.7
4)	New York Giants	62	58	36	62.1	53	85.5	1	4	23.3
5)	Detroit	65	64	34	53.1	61	93.8	0	9	22.8
6)	Seattle	53	52	28	53.8	42	79.2	0	9	22.8
7)	Baltimore	63	62	43	69.4	53	84.1	1	2	22.7
8)	New York Jets	53	47	22	46.8	36	67.9	2	8	22.7
9)	Arizona	55	53	27	50.9	46	83.6	0	11	22.6
10)	Dallas	57	56	39	69.6	47	82.5	1	4	22.5
11)	Oakland	64	56	26	46.4	45	70.3	2	7	22.5
12)	Cincinnati	47	44	20	45.5	35	74.5	1	12	21.8
13)	Kansas City	51	46	22	47.8	42	82.4	0	8	21.7
14)	Indianapolis	57	54	26	48.1	51	89.5	1	8	21.7
15)	Atlanta	51	50	33	66.0	44	86.3	0	5	21.6
16)	Carolina	49	46	34	73.9	39	79.6	1	3	21.3
17)	Pittsburgh	54	54	31	57.4	51	94.4	0	10	21.1
18)	Philadelphia	61	60	48	80.0	54	88.5	0	3	21.1
19)	Denver	52	50	31	62.0	42	80.8	0	7	21.0
20)	New England	52	47	34	72.3	39	75.0	1	3	20.9
21)	Tampa Bay	63	60	45	75.0	57	90.5	1	6	20.8
22)	Cleveland	63	63	41	65.1	59	93.7	0	8	20.8
23)	Jacksonville	65	65	47	72.3	62	95.4	0	6	20.8
24)	Miami	59	58	24	41.4	50	84.7	1	16	20.7
25)	Chicago	56	55	36	65.5	52	92.9	0	7	20.7
26)	Buffalo	58	56	27	48.2	42	72.4	0	9	20.6
27)	Houston	52	51	35	68.6	48	92.3	1	5	20.4
28)	New Orleans	70	66	47	71.2	61	87.1	0	8	20.2
29)	St. Louis	57	56	37	66.1	52	91.2	0	10	20.1
30)	San Francisco	58	58	31	53.4	50	86.2	0	12	20.1
31)	Tennessee	55	54	32	59.3	53	96.4	0	11	20.1
32)	San Diego	66	63	42	66.7	59	89.4	2	13	19.5
<b>Totals</b>		<b>1826</b>	<b>1757</b>	<b>1051</b>	<b>59.81</b>	<b>547</b>	<b>88.0</b>	<b>17</b>	<b>249</b>	<b>21.6</b>

Note: Average opponent drive start DOES NOT include onside kicks or kickoffs at the end of a half unless either kickoff is returned for a touchdown. All other kickoffs (returned kickoffs, fair catches, touchback and kickoffs out of bounds) are included. Kickoffs resulting in the kicking team retaining possession are not included.

ADJ KO: Adjusted kickoffs are used to compute the Avg. Team Drive Start.

I20: The number of drives that start inside (not including) the 20 yd line.

**WEEK 12 / THROUGH MONDAY, NOVEMBER 30, 2015**

**NFL / KICKOFFS (Kicking Team)**

Rank	Team	TotKO	AdjKO	TB	TB%	EZ	EZ%	OB	I20	Avg.Start
1)	Cincinnati	61	61	32	52.5	54	88.5	0	14	19.6
2)	New England	73	71	50	70.4	67	91.8	0	12	19.9
3)	Buffalo	58	55	27	49.1	47	81.0	1	14	20.2
4)	Indianapolis	55	52	46	88.5	50	90.9	0	2	20.2
5)	Washington	55	50	35	70.0	43	78.2	1	7	20.3
6)	Baltimore	57	57	51	89.5	56	98.2	0	2	20.6
7)	Denver	56	53	37	69.8	45	80.4	0	6	20.7
8)	New York Jets	59	57	23	40.4	52	88.1	1	13	20.8
9)	Arizona	70	69	36	52.2	60	85.7	0	12	20.9
10)	St. Louis	45	44	29	65.9	41	91.1	0	7	20.9
11)	Seattle	61	59	31	52.5	56	91.8	0	15	21.1
12)	Tampa Bay	60	59	34	57.6	55	91.7	0	9	21.1
13)	Tennessee	46	44	28	63.6	41	89.1	1	2	21.2
14)	Kansas City	66	63	36	57.1	57	86.4	1	9	21.2
15)	Oakland	59	58	35	60.3	48	81.4	0	11	21.5
16)	Jacksonville	56	51	34	66.7	46	82.1	3	7	21.6
17)	Houston	51	48	24	50.0	43	84.3	0	5	21.7
18)	Atlanta	56	54	40	74.1	51	91.1	0	1	21.7
19)	New York Giants	64	62	28	45.2	48	75.0	1	13	21.7
20)	Pittsburgh	60	57	25	43.9	48	80.0	1	10	21.8
21)	Detroit	51	47	26	55.3	40	78.4	1	6	21.9
22)	San Francisco	44	44	30	68.2	35	79.5	0	3	22.1
23)	New Orleans	54	53	30	56.6	48	88.9	0	5	22.2
24)	Dallas	53	52	42	80.8	48	90.6	0	3	22.2
25)	Cleveland	52	50	22	44.0	37	71.2	1	10	22.2
26)	Philadelphia	54	50	26	52.0	43	79.6	2	8	22.2
27)	Minnesota	57	57	33	57.9	51	89.5	0	8	22.2
28)	Carolina	72	71	43	60.6	64	88.9	0	13	22.5
29)	San Diego	54	50	31	62.0	47	87.0	0	3	22.6
30)	Miami	51	48	29	60.4	38	74.5	1	4	22.8
31)	Green Bay	59	57	30	52.6	46	78.0	1	8	23.6
32)	Chicago	57	54	28	51.9	42	73.7	1	7	25.9
<b>Totals</b>		<b>1826</b>	<b>1757</b>	<b>1051</b>	<b>59.81</b>	<b>547</b>	<b>88.0</b>	<b>17</b>	<b>249</b>	<b>21.6</b>

Note: Average team drive start DOES NOT include onside kicks or kickoffs at the end of a half unless either kickoff is returned for a touchdown. All other kickoffs (returned kickoffs, fair catches, touchback and kickoffs out of bounds) are included. Kickoffs resulting in the kicking team retaining possession are not included.

ADJ KO: Adjusted kickoffs are used to compute the Avg. Team Drive Start.

I20: The number of drives that start inside (not including) the 20 yd line.



NFL / SINGLE-GAME HIGHS / PLAYERS

**Most Points**-- 21, Santos, K.C. at Cin., 10/4, (0 td, 7 fg, 0 xp, 0 2pt)  
**Passing Yards**-- 505, Brees, N.O. vs. NY-G, 11/1, (39-50, 505, 7 td, 2 int)  
**Longest Pass**-- 88, L. Jones, Pitt. vs. Ariz., 10/18, (to Bryant, Martavis, td)  
**Passing Touchdowns**-- 7, Brees, N.O. vs. NY-G, 11/1, (39-50, 505, 7 td, 2 int)  
**Rushing Yards**-- 235, D. Martin, T.B. at Phil., 11/22, (27-235, 0 td)  
**Rushing Attempts**-- 31, Blue, Hou. vs. T.B., 9/27, (31-139, 1 td)  
**Longest Rush**-- 85, Miller, Miami vs. Hou., 10/25, td  
**Receptions**-- 17, Brown, Pitt. vs. Oak., 11/8, (17-284, 0 td)  
**Receiving Yards**-- 284, Brown, Pitt. vs. Oak., 11/8, (17-284, 0 td)  
**Kickoff Return Yards**-- 177, Roberts, Wash. at Car., 11/22, (4-177, 1 td)  
**Kickoff Returns**-- 7, Thigpen, Buff. at K.C., 11/29, (7-164, 0 td)  
**Longest Kickoff Return**-- 108, D. Johnson, Ariz. at Chi., 9/20, td  
**Punt Return Yards**-- 154, Benjamin, Clev. vs. Tenn., 9/20, (6-154, 0 fc, 1 td)  
**Punt Returns**-- 8, Murphy, N.O. at Ind., 10/25, (8-44, 0 fc, 0 td)  
**Longest Punt Return**-- 89, Sproles, Phil. at NY-J, 9/27, td  
**Interceptions**-- 2, Alford, Atl. vs. Wash., 10/11 (OT), (2-76, 1 td)  
**Interceptions**-- 2, Dansby, Clev. vs. Denv., 10/18 (OT), (2-41, 1 td)  
**Interceptions**-- 2, (17 times in Non-Overtime Games)  
**Longest Interception Return**-- 91, Greenway, Minn. vs. S.D., 9/27, td  
**Sacks**-- 4.0, Wake, Miami at Tenn., 10/18  
**Scrimmage Yards**-- 306, Brown, Pitt. vs. Oak., 11/8, (Rush 2-22, Rec 17-284)  
**Longest Punt**-- 79, Berry, Pitt. vs. Ariz., 10/18  
**Punts**-- 10, Allen, N.E. at Denv., 11/29 (OT), (10-450, 45.0)  
**Punts**-- 10, (3 times in Non-Overtime Games)  
**Field Goals Made**-- 7, Santos, K.C. at Cin., 10/4, (7-7, 51 lg)  
**Longest Field Goal**-- 61, Zuerlein, St.L. at Minn., 11/8 (OT)  
**Longest Field Goal**-- 58, Myers, Jax vs. Miami, 9/20  
**Longest Field Goal**-- 58, Brindza, T.B. at Hou., 9/27

## 300-Yard Passing Games

505, Brees, NO vs. NYG 11/01 (39-50, 7 TD)  
 503, Rivers, SD at GB 10/18 (43-65, 2 TD)  
 466, Brady, NE at BUF 09/20 (38-59, 3 TD)  
 457, McCown, CLE at BAL 10/11 (ot) (36-51, 2 TD)  
 456, Roethlisberger, PIT at SEA 11/29 (36-55, 1 TD)  
 441, Manning, NYG vs. SF 10/11 (41-54, 3 TD)  
 421, Palmer, ARI at PIT 10/18 (29-45, 1 TD)  
 405, Stafford, DET vs. CHI 10/18 (ot) (27-42, 4 TD)  
 403, Rivers, SD vs. DET 09/13 (34-41, 2 TD)  
 397, Ryan, ATL vs. TB 11/01 (ot) (37-45, 2 TD)  
 387, Brees, NO vs. TEN 11/08 (ot) (28-39, 3 TD)  
 386, A. Smith, KC at CIN 10/04 (31-45, 0 TD)  
 384, Flacco, BAL at OAK 09/20 (32-45, 2 TD)  
 383, Dalton, CIN at BAL 09/27 (20-32, 3 TD)  
 381, Bortles, JAX at NYJ 11/08 (24-40, 2 TD)  
 379, Roethlisberger, PIT vs. CLE 11/15 (22-33, 3 TD)  
 374, Palmer, ARI at CLE 11/01 (23-38, 4 TD)  
 372, Manziel, CLE at PIT 11/15 (33-45, 1 TD)  
 371, Mariota, TEN at NO 11/08 (ot) (28-39, 4 TD)  
 369, Roethlisberger, PIT vs. SF 09/20 (21-27, 3 TD)  
 369, A. Rodgers, GB at CAR 11/08 (25-48, 4 TD)  
 367, Mariota, TEN vs. IND 09/27 (27-44, 2 TD)  
 365, Rivers, SD vs. PIT 10/12 (35-48, 2 TD)  
 363, Palmer, ARI at SEA 11/15 (29-47, 3 TD)  
 363, Ryan, ATL at NYG 09/20 (30-46, 1 TD)  
 362, Flacco, BAL vs. CIN 09/27 (32-49, 2 TD)  
 361, Manning, NYG vs. NE 11/15 (24-44, 2 TD)  
 359, Tannehill, MIA at JAX 09/20 (30-44, 2 TD)  
 359, Brees, NO vs. DAL 10/04 (ot) (33-41, 2 TD)  
 358, Rivers, SD vs. CLE 10/04 (23-38, 3 TD)  
 358, Brady, NE vs. JAX 09/27 (33-42, 2 TD)  
 356, Brady, NE vs. MIA 10/29 (26-38, 4 TD)  
 356, Romo, DAL vs. NYG 09/13 (36-45, 3 TD)  
 356, McCown, CLE at SD 10/04 (32-41, 2 TD)  
 355, Brady, NE vs. NYJ 10/25 (34-54, 2 TD)  
 355, Brees, NO at ARI 09/13 (30-48, 1 TD)  
 353, Cutler, CHI at DET 10/18 (ot) (26-41, 1 TD)  
 352, Palmer, ARI vs. STL 10/04 (29-46, 1 TD)  
 351, Carr, OAK vs. BAL 09/20 (30-46, 3 TD)  
 351, Roethlisberger, PIT at NE 09/10 (26-38, 1 TD)  
 351, Tannehill, MIA at NYJ 11/29 (33-58, 3 TD)  
 350, Manning, NYG at NO 11/01 (30-41, 6 TD)  
 345, Cutler, CHI at SD 11/09 (27-40, 2 TD)  
 345, Wilson, SEA vs. PIT 11/29 (21-30, 5 TD)  
 343, Flacco, BAL at SF 10/18 (33-53, 2 TD)  
 341, McCown, CLE vs. OAK 09/27 (28-49, 2 TD)  
 340, Manning, DEN vs. GB 11/01 (21-29, 0 TD)  
 340, Kaepernick, SF vs. BAL 10/18 (16-27, 2 TD)  
 337, Stafford, DET vs. PHI 11/26 (27-38, 5 TD)  
 336, Rivers, SD vs. OAK 10/25 (38-58, 3 TD)  
 336, Bradford, PHI at ATL 09/14 (36-52, 1 TD)  
 335, Kaepernick, SF at PIT 09/20 (33-46, 2 TD)  
 335, Brees, NO at PHI 10/11 (26-43, 2 TD)  
 334, Brady, NE at NYG 11/15 (26-42, 2 TD)  
 334, Roethlisberger, PIT vs. OAK 11/08 (24-44, 2 TD)  
 333, Bradford, PHI vs. NO 10/11 (32-45, 2 TD)  
 333, Carr, OAK vs. NYJ 11/01 (23-36, 4 TD)  
 333, A. Rodgers, GB vs. KC 09/28 (24-35, 5 TD)  
 333, Luck, IND vs. NO 10/25 (23-44, 3 TD)  
 333, A. Rodgers, GB vs. DET 11/15 (35-61, 2 TD)  
 331, Bortles, JAX vs. HOU 10/18 (30-53, 3 TD)  
 331, Dalton, CIN vs. SEA 10/11 (ot) (30-44, 2 TD)  
 330, Carr, OAK at TEN 11/29 (24-37, 3 TD)  
 329, Bortles, JAX vs. SD 11/29 (30-49, 2 TD)  
 324, Manning, DEN at DET 09/27 (31-42, 2 TD)  
 324, Cousins, WAS vs. NO 11/15 (20-25, 4 TD)  
 321, Manning, NYG at WAS 11/29 (26-51, 2 TD)  
 321, Dalton, CIN vs. KC 10/04 (17-24, 1 TD)  
 319, Flacco, BAL vs. SD 11/01 (25-37, 1 TD)  
 318, Gabbert, SF vs. ARI 11/29 (25-36, 1 TD)  
 317, Palmer, ARI vs. CIN 11/22 (20-31, 4 TD)  
 317, Cousins, WAS vs. TB 10/25 (33-40, 3 TD)  
 316, Bridgewater, MIN at DET 10/25 (25-35, 2 TD)  
 316, Cousins, WAS at NYG 09/24 (30-49, 1 TD)  
 316, Flacco, BAL vs. JAX 11/15 (34-45, 3 TD)  
 315, Newton, CAR vs. NO 09/27 (20-31, 2 TD)  
 315, Dalton, CIN at ARI 11/22 (22-39, 2 TD)  
 315, Hasselbeck, IND vs. TB 11/29 (26-42, 2 TD)  
 314, Carr, OAK at CLE 09/27 (20-32, 2 TD)

312, Brees, NO vs. ATL 10/15 (30-39, 1 TD)  
312, Hoyer, HOU vs. IND 10/08 (24-31, 2 TD)  
312, Luck, IND vs. NE 10/18 (30-50, 3 TD)  
312, Brady, NE at IND 10/18 (23-37, 3 TD)  
311, Palmer, ARI vs. SF 09/27 (20-32, 2 TD)  
310, McCown, NO at CAR 09/27 (31-38, 0 TD)  
307, Palmer, ARI vs. NO 09/13 (19-32, 3 TD)  
307, Tannehill, MIA at BUF 11/08 (26-35, 0 TD)  
303, Bortles, JAX at TB 10/11 (23-33, 4 TD)  
303, Ryan, ATL at SF 11/08 (30-45, 1 TD)  
302, Carr, OAK vs. MIN 11/15 (29-43, 2 TD)  
302, Cousins, WAS vs. NYG 11/29 (20-29, 1 TD)  
301, Rivers, SD at BAL 11/01 (28-37, 3 TD)  
301, Carr, OAK at PIT 11/08 (24-44, 4 TD)  
300, Tannehill, MIA at NE 10/29 (28-44, 0 TD)  
300, Rivers, SD at JAX 11/29 (29-43, 4 TD)

## 100-Yard Receiving Games

284, Brown, PIT vs. OAK 11/08 (17 rec., 0 TD)  
 227, Green, CIN at BAL 09/27 (10 rec., 2 TD)  
 201, Wheaton, PIT at SEA 11/29 (9 rec., 1 TD)  
 196, Jo. Brown, ARI at PIT 10/18 (10 rec., 0 TD)  
 195, Brown, PIT vs. SF 09/20 (9 rec., 1 TD)  
 186, S. Smith, BAL vs. CIN 09/27 (13 rec., 2 TD)  
 178, Bryant, PIT vs. CLE 11/15 (6 rec., 1 TD)  
 169, Hopkins, HOU vs. IND 10/08 (11 rec., 0 TD)  
 168, Thomas, DEN vs. GB 11/01 (8 rec., 0 TD)  
 168, S. Watkins, BUF vs. MIA 11/08 (8 rec., 1 TD)  
 166, C. Johnson, DET vs. CHI 10/18 (ot) (6 rec., 1 TD)  
 166, K. Allen, SD vs. DET 09/13 (15 rec., 0 TD)  
 165, Landry, MIA at NYJ 11/29 (13 rec., 1 TD)  
 164, Evans, TB at WAS 10/25 (8 rec., 1 TD)  
 164, Jones, ATL at DAL 09/27 (12 rec., 2 TD)  
 162, Jones, ATL vs. TB 11/01 (ot) (12 rec., 1 TD)  
 160, Maclin, KC vs. BUF 11/29 (9 rec., 1 TD)  
 160, Jones, ATL vs. IND 11/22 (9 rec., 0 TD)  
 158, S. Watkins, BUF at KC 11/29 (6 rec., 2 TD)  
 157, K. Allen, SD at GB 10/18 (14 rec., 0 TD)  
 157, Hopkins, HOU at ATL 10/04 (9 rec., 0 TD)  
 155, A. Robinson, JAX vs. MIA 09/20 (6 rec., 2 TD)  
 151, Jeffery, CHI at SD 11/09 (10 rec., 0 TD)  
 150, Hilton, IND vs. NO 10/25 (4 rec., 2 TD)  
 150, Evans, TB vs. NYG 11/08 (8 rec., 0 TD)  
 150, S. Smith, BAL at OAK 09/20 (10 rec., 0 TD)  
 148, Hopkins, HOU at JAX 10/18 (10 rec., 2 TD)  
 148, Maclin, KC at CIN 10/04 (11 rec., 0 TD)  
 147, Watson, NO vs. NYG 11/01 (9 rec., 1 TD)  
 147, Jackson, TB vs. CAR 10/04 (10 rec., 1 TD)  
 147, Jeffery, CHI at DET 10/18 (ot) (8 rec., 1 TD)  
 146, Beckham, NYG vs. ATL 09/20 (7 rec., 1 TD)  
 145, Baldwin, SEA vs. PIT 11/29 (6 rec., 3 TD)  
 142, Beckham, NYG at WAS 11/29 (9 rec., 1 TD)  
 142, J. Nelson, ARI vs. CIN 11/22 (4 rec., 1 TD)  
 141, Maclin, KC at GB 09/28 (8 rec., 1 TD)  
 141, Jones, ATL vs. PHI 09/14 (9 rec., 2 TD)  
 141, Snead, NO at PHI 10/11 (6 rec., 0 TD)  
 140, Graham, SEA vs. CAR 10/18 (8 rec., 0 TD)  
 139, J. Jones, GB vs. KC 09/28 (7 rec., 1 TD)  
 139, Brown, PIT vs. CLE 11/15 (10 rec., 2 TD)  
 139, Barnidge, CLE at BAL 10/11 (ot) (8 rec., 1 TD)  
 137, Bryant, PIT vs. ARI 10/18 (6 rec., 2 TD)  
 137, S. Smith, BAL at SF 10/18 (7 rec., 1 TD)  
 137, Jones, ATL at SF 11/08 (10 rec., 0 TD)  
 135, Jones, ATL at NYG 09/20 (13 rec., 0 TD)  
 134, Baldwin, SEA vs. ARI 11/15 (7 rec., 1 TD)  
 134, Celek, PHI vs. MIA 11/15 (4 rec., 0 TD)  
 134, Fitzgerald, ARI vs. SF 09/27 (9 rec., 2 TD)  
 134, Cooper, OAK at CLE 09/27 (8 rec., 0 TD)  
 134, Olsen, CAR vs. NO 09/27 (8 rec., 2 TD)  
 133, Matthews, PHI at DAL 11/08 (ot) (9 rec., 1 TD)  
 133, Brown, PIT at NE 09/10 (9 rec., 1 TD)  
 133, Cooper, OAK at SD 10/25 (5 rec., 1 TD)  
 133, K. Allen, SD at MIN 09/27 (12 rec., 2 TD)  
 131, Jones, WAS vs. NO 11/15 (3 rec., 1 TD)  
 131, Marshall, NYJ vs. MIA 11/29 (9 rec., 2 TD)  
 131, Olsen, CAR at SEA 10/18 (7 rec., 1 TD)  
 130, Beckham, NYG at NO 11/01 (8 rec., 3 TD)  
 130, Fitzgerald, ARI at SEA 11/15 (10 rec., 0 TD)  
 129, Diggs, MIN vs. KC 10/18 (7 rec., 0 TD)  
 128, Bernard, CIN at ARI 11/22 (8 rec., 0 TD)  
 128, Marshall, NYJ at MIA 10/04 (7 rec., 0 TD)  
 127, Washington, HOU at MIA 10/25 (9 rec., 2 TD)  
 127, Watson, NO vs. ATL 10/15 (10 rec., 1 TD)  
 126, Evans, TB vs. DAL 11/15 (8 rec., 0 TD)  
 124, Brown, PIT at KC 10/25 (6 rec., 0 TD)  
 122, Moncrief, IND vs. NYJ 09/21 (7 rec., 1 TD)  
 122, Hurns, JAX at NYJ 11/08 (5 rec., 1 TD)  
 121, A. Robinson, JAX at NYJ 11/08 (6 rec., 0 TD)  
 121, Beckham, NYG vs. SF 10/11 (7 rec., 1 TD)  
 120, Edelman, NE at DAL 10/11 (4 rec., 1 TD)  
 120, T. Smith, SF at PIT 09/20 (6 rec., 1 TD)  
 118, Green, CIN at PIT 11/01 (11 rec., 1 TD)  
 118, Hopkins, HOU vs. NYJ 11/22 (5 rec., 2 TD)  
 117, Benjamin, CLE vs. DEN 10/18 (ot) (9 rec., 0 TD)  
 117, Amendola, NE vs. BUF 11/23 (9 rec., 0 TD)  
 116, Hurns, JAX at IND 10/04 (ot) (11 rec., 1 TD)  
 116, Thomas, DEN at KC 09/17 (8 rec., 0 TD)



116, Hurns, JAX at TB 10/11 (5 rec., 1 TD)  
116, Randle, NYG vs. WAS 09/24 (7 rec., 1 TD)  
116, Jeffery, CHI vs. MIN 11/01 (10 rec., 1 TD)  
116, J. Thomas, JAX vs. SD 11/29 (9 rec., 1 TD)  
116, Cobb, GB vs. SEA 09/20 (8 rec., 0 TD)  
115, Cooper, OAK at TEN 11/29 (7 rec., 0 TD)  
115, Matthews, MIA at JAX 09/20 (6 rec., 0 TD)  
115, Benjamin, CLE vs. TEN 09/20 (3 rec., 2 TD)  
114, Colston, NO vs. NYG 11/01 (8 rec., 1 TD)  
114, Moncrief, IND vs. TB 11/29 (8 rec., 0 TD)  
113, Sanders, DEN vs. NE 11/29 (ot) (6 rec., 0 TD)  
113, Benjamin, CLE at PIT 11/15 (7 rec., 0 TD)  
113, Gronkowski, NE vs. MIA 10/29 (6 rec., 1 TD)  
113, Gronkowski, NE at BUF 09/20 (7 rec., 1 TD)  
113, Matthews, MIA vs. BUF 09/27 (6 rec., 2 TD)  
113, Roberts, OAK at TEN 11/29 (6 rec., 2 TD)  
113, A. Robinson, JAX vs. TEN 11/19 (5 rec., 0 TD)  
113, Floyd, ARI at SEA 11/15 (7 rec., 2 TD)  
113, Gronkowski, NE at NYG 11/15 (5 rec., 1 TD)  
112, Fitzgerald, ARI at CHI 09/20 (8 rec., 3 TD)  
112, Beasley, DAL vs. PHI 11/08 (ot) (9 rec., 2 TD)  
111, Sanders, DEN at OAK 10/11 (9 rec., 0 TD)  
111, Marshall, NYJ vs. WAS 10/18 (7 rec., 1 TD)  
111, Crabtree, OAK vs. BAL 09/20 (9 rec., 1 TD)  
111, Thomas, DEN at CLE 10/18 (ot) (10 rec., 0 TD)  
111, Clay, BUF vs. NYG 10/04 (9 rec., 0 TD)  
110, Landry, MIA at JAX 09/20 (8 rec., 0 TD)  
110, Seferian-Jenkins, TB vs. TEN 09/13 (5 rec., 2 TD)  
109, Marshall, NYJ vs. PHI 09/27 (10 rec., 1 TD)  
109, Sanders, DEN at CLE 10/18 (ot) (4 rec., 1 TD)  
109, Cooper, OAK vs. BAL 09/20 (7 rec., 1 TD)  
109, Walker, TEN at JAX 11/19 (8 rec., 0 TD)  
109, J. Jones, GB at MIN 11/22 (6 rec., 1 TD)  
109, Langford, CHI at STL 11/15 (7 rec., 1 TD)  
108, Diggs, MIN at DET 10/25 (6 rec., 1 TD)  
108, Crabtree, OAK at PIT 11/08 (7 rec., 2 TD)  
108, Marshall, NYJ at OAK 11/01 (9 rec., 0 TD)  
108, Gronkowski, NE vs. NYJ 10/25 (11 rec., 1 TD)  
108, Brown, PIT at STL 09/27 (11 rec., 0 TD)  
107, Boldin, SF at NYG 10/11 (8 rec., 1 TD)  
107, Cooks, NO at PHI 10/11 (5 rec., 1 TD)  
107, Miller, CHI at STL 11/15 (5 rec., 2 TD)  
106, Rudolph, MIN vs. GB 11/22 (6 rec., 1 TD)  
106, Kelce, KC at HOU 09/13 (6 rec., 2 TD)  
106, Moore, DET vs. CHI 10/18 (ot) (5 rec., 1 TD)  
106, Floyd, ARI at CLE 11/01 (4 rec., 1 TD)  
105, Miller, PIT vs. CIN 11/01 (10 rec., 0 TD)  
105, Barnidge, CLE vs. OAK 09/27 (6 rec., 1 TD)  
105, Amendola, NE at IND 10/18 (7 rec., 0 TD)  
105, Beckham, NYG at TB 11/08 (9 rec., 0 TD)  
105, Washington, HOU vs. KC 09/13 (6 rec., 0 TD)  
104, Bryant, DAL vs. PHI 11/08 (ot) (5 rec., 1 TD)  
104, Beckham, NYG vs. NE 11/15 (4 rec., 1 TD)  
104, Eifert, CIN at OAK 09/13 (9 rec., 2 TD)  
103, Hankerson, ATL vs. HOU 10/04 (6 rec., 1 TD)  
103, Tammie, ATL vs. TB 11/01 (ot) (10 rec., 1 TD)  
102, Wilson, CHI vs. DEN 11/22 (4 rec., 0 TD)  
102, Britt, STL vs. PIT 09/27 (7 rec., 0 TD)  
102, Crabtree, OAK vs. NYJ 11/01 (7 rec., 1 TD)  
102, Boldin, SF vs. BAL 10/18 (5 rec., 0 TD)  
102, LaFell, NE vs. WAS 11/08 (5 rec., 0 TD)  
102, Daniels, DEN at IND 11/08 (6 rec., 1 TD)  
102, Matthews, PHI at ATL 09/14 (10 rec., 0 TD)  
101, Evans, TB at HOU 09/27 (7 rec., 0 TD)  
101, Hopkins, HOU vs. TB 09/27 (8 rec., 1 TD)  
101, Wright, TEN at TB 09/13 (4 rec., 1 TD)  
101, Gronkowski, NE vs. JAX 09/27 (4 rec., 0 TD)  
101, Gillmore, BAL vs. STL 11/22 (5 rec., 0 TD)  
101, Marshall, NYJ at IND 09/21 (7 rec., 1 TD)  
101, Barnidge, CLE at STL 10/25 (6 rec., 0 TD)  
100, Dunbar, DAL vs. ATL 09/27 (10 rec., 0 TD)

## 100-Yard Rushing Games

235, D. Martin, TB at PHI 11/22 (27 att., 0 TD)  
 209, Rawls, SEA vs. SF 11/22 (30 att., 1 TD)  
 203, Peterson, MIN at OAK 11/15 (26 att., 1 TD)  
 175, Miller, MIA vs. HOU 10/25 (14 att., 1 TD)  
 170, D. Williams, PIT vs. OAK 11/08 (27 att., 2 TD)  
 169, Rawls, SEA at CIN 10/11 (ot) (23 att., 1 TD)  
 168, Hyde, SF vs. MIN 09/14 (26 att., 2 TD)  
 166, Ivory, NYJ at MIA 10/04 (29 att., 1 TD)  
 159, Gurley, STL at GB 10/11 (30 att., 0 TD)  
 158, Peterson, MIN at ATL 11/29 (29 att., 2 TD)  
 153, Freeman, ATL vs. WAS 10/11 (ot) (27 att., 1 TD)  
 152, McFadden, DAL at NYG 10/25 (29 att., 1 TD)  
 150, Forsett, BAL at PIT 10/01 (ot) (27 att., 0 TD)  
 146, Ivory, NYJ vs. WAS 10/18 (20 att., 1 TD)  
 146, Gurley, STL at ARI 10/04 (19 att., 0 TD)  
 143, Ingram, NO at IND 10/25 (14 att., 1 TD)  
 141, Freeman, ATL at DAL 09/27 (30 att., 3 TD)  
 141, Forte, CHI vs. GB 09/13 (24 att., 1 TD)  
 139, Blue, HOU vs. TB 09/27 (31 att., 1 TD)  
 139, Murray, OAK at CLE 09/27 (26 att., 1 TD)  
 136, D. Martin, TB at WAS 10/25 (19 att., 0 TD)  
 134, Peterson, MIN vs. DET 09/20 (29 att., 0 TD)  
 133, Gurley, STL vs. SF 11/01 (20 att., 1 TD)  
 129, McFadden, DAL at MIA 11/22 (29 att., 0 TD)  
 129, Bell, PIT vs. BAL 10/01 (ot) (22 att., 1 TD)  
 129, Blount, NE vs. WAS 11/08 (29 att., 1 TD)  
 128, Gurley, STL vs. CLE 10/25 (19 att., 2 TD)  
 127, D. Williams, PIT at NE 09/10 (21 att., 0 TD)  
 126, Peterson, MIN vs. SD 09/27 (20 att., 2 TD)  
 125, Charles, KC vs. DEN 09/17 (21 att., 1 TD)  
 125, Stewart, CAR vs. PHI 10/25 (24 att., 0 TD)  
 125, Peterson, MIN vs. STL 11/08 (ot) (29 att., 1 TD)  
 123, D. Martin, TB vs. JAX 10/11 (24 att., 2 TD)  
 123, Jones, WAS vs. STL 09/20 (19 att., 2 TD)  
 123, Bernard, CIN vs. SD 09/20 (20 att., 0 TD)  
 122, C. Johnson, ARI vs. BAL 10/26 (18 att., 1 TD)  
 122, Lynch, SEA at SF 10/22 (27 att., 1 TD)  
 121, Morris, WAS vs. MIA 09/13 (25 att., 0 TD)  
 121, Forsett, BAL vs. CLE 10/11 (ot) (21 att., 1 TD)  
 121, Bell, PIT at KC 10/25 (17 att., 0 TD)  
 117, McFadden, DAL vs. PHI 11/08 (ot) (27 att., 0 TD)  
 116, Freeman, ATL at TEN 10/25 (25 att., 0 TD)  
 115, Yeldon, JAX vs. BUF 10/25 (20 att., 1 TD)  
 114, Ware, KC vs. BUF 11/29 (19 att., 1 TD)  
 113, C. Anderson, DEN vs. NE 11/29 (ot) (15 att., 2 TD)  
 113, Murray, OAK vs. NYJ 11/01 (20 att., 0 TD)  
 113, Miller, MIA at TEN 10/18 (19 att., 1 TD)  
 112, Murray, PHI vs. NYG 10/19 (21 att., 1 TD)  
 112, McCoy, BUF vs. MIA 11/08 (16 att., 1 TD)  
 112, McCoy, BUF at NYJ 11/12 (19 att., 0 TD)  
 112, Starks, GB vs. SD 10/18 (10 att., 1 TD)  
 111, Hillman, DEN at CLE 10/18 (ot) (20 att., 0 TD)  
 111, Bell, PIT at SD 10/12 (21 att., 1 TD)  
 110, West, KC vs. PIT 10/25 (22 att., 1 TD)  
 110, Coleman, ATL vs. MIN 11/29 (18 att., 0 TD)  
 110, C. Johnson, ARI vs. SF 09/27 (22 att., 2 TD)  
 110, Ka. Williams, BUF vs. MIA 11/08 (9 att., 2 TD)  
 110, Ka. Williams, BUF at MIA 09/27 (12 att., 1 TD)  
 109, C. Johnson, ARI at CLE 11/01 (30 att., 0 TD)  
 108, Mathews, PHI at NYJ 09/27 (24 att., 0 TD)  
 106, D. Martin, TB vs. CAR 10/04 (20 att., 1 TD)  
 105, Yeldon, JAX at IND 10/04 (ot) (22 att., 0 TD)  
 105, Lacy, GB vs. CHI 11/26 (17 att., 0 TD)  
 104, Rawls, SEA vs. CHI 09/27 (16 att., 0 TD)  
 103, Hillman, DEN vs. MIN 10/04 (11 att., 1 TD)  
 103, Peterson, MIN at CHI 11/01 (20 att., 0 TD)  
 103, C. Johnson, ARI at DET 10/11 (11 att., 0 TD)  
 102, Hillman, DEN at CHI 11/22 (21 att., 0 TD)  
 102, Stewart, CAR vs. WAS 11/22 (21 att., 0 TD)  
 101, C. Anderson, DEN vs. GB 11/01 (14 att., 1 TD)  
 100, Lacy, GB at MIN 11/22 (22 att., 0 TD)  
 100, Freeman, ATL at NO 10/15 (13 att., 1 TD)

**WEEK 12 / THROUGH MONDAY, NOVEMBER 30, 2015**

**NFL / LEADING PASSERS**

	Pct				Avg		Pct			Pct Ratings	
Player, Team	Att	Comp	Comp	Yds	Gain	TD	TD	Long	Int	Int	Points
Brady, N.E.	451	294	65.2	3600	7.98	28	6.2	76t	4	0.9	106.7
Palmer, Ariz	378	241	63.8	3337	8.83	27	7.1	64t	9	2.4	105.9
Dalton, Cin.	362	238	65.7	2971	8.21	23	6.4	80t	6	1.7	105.3
Wilson, Sea.	325	220	67.7	2723	8.38	18	5.5	80t	7	2.2	102.9
Taylor, Buf.	250	165	66.0	1960	7.84	14	5.6	63	4	1.6	101.8
Carr, Oak.	378	240	63.5	2895	7.66	24	6.3	68t	6	1.6	101.5
Rivers, S.D.	463	317	68.5	3511	7.58	23	5.0	70t	8	1.7	100.1
A. Rodgers, G.B.	390	236	60.5	2684	6.88	24	6.2	65t	4	1.0	97.4
Brees, N.O.	414	282	68.1	3200	7.73	20	4.8	80t	10	2.4	97.1
A. Smith, K.C.	354	226	63.8	2681	7.57	12	3.4	80t	3	0.8	94.6
Hoyer, Hou.	264	162	61.4	1909	7.23	15	5.7	42t	5	1.9	94.4
Roethlisberger, Pit.	266	177	66.5	2343	8.81	11	4.1	69t	9	3.4	93.9
McCown, Cle.	292	186	63.7	2109	7.22	12	4.1	56	4	1.4	93.3
*Mariota, Ten.	296	186	62.8	2244	7.58	16	5.4	61t	8	2.7	92.8
Cutler, Chi.	334	211	63.2	2510	7.51	14	4.2	87t	6	1.8	92.5
Manning, NY-G	435	274	63.0	3021	6.94	23	5.3	87t	9	2.1	92.5
Cousins, Was.	392	268	68.4	2787	7.11	16	4.1	78t	10	2.6	91.7
Stafford, Det.	410	266	64.9	2944	7.18	20	4.9	57	12	2.9	90.1
Newton, Car.	332	190	57.2	2466	7.43	20	6.0	59	9	2.7	89.5
Tannehill, Mia.	416	258	62.0	2991	7.19	20	4.8	54t	11	2.6	88.7
Ryan, Atl.	434	286	65.9	3212	7.40	16	3.7	55	12	2.8	88.6
Bridgewater, Min.	319	208	65.2	2280	7.15	8	2.5	52	7	2.2	85.4
Fitzpatrick, NY-J	359	210	58.5	2476	6.90	20	5.6	58	11	3.1	85.4
*Winston, T.B.	350	203	58.0	2650	7.57	16	4.6	68	10	2.9	85.3
Flacco, Bal.	413	266	64.4	2791	6.76	14	3.4	50t	12	2.9	83.1
Bradford, Phi.	335	214	63.9	2297	6.86	11	3.3	62t	10	3.0	82.4
Bortles, Jac.	435	248	57.0	2952	6.79	22	5.1	59t	13	3.0	82.3
Kaepernick, S.F.	244	144	59.0	1615	6.62	6	2.5	76t	5	2.0	78.5
Luck, Ind.	293	162	55.3	1881	6.42	15	5.1	87t	12	4.1	74.9
Foles, St.L	302	175	57.9	1906	6.31	7	2.3	68	9	3.0	72.0
Manning, Den.	322	193	59.9	2180	6.77	9	2.8	75t	17	5.3	67.6

**NFL / LEADING PASSERS, RANKS**

Player, Team	Att	Comp	Pct	Yds	Avg	TD	Pct	TD	Long	Int	Pct	Rating
Brady, N.E.	2	2	10	1	5	1	4		2t	2		1
Palmer, Ariz	12t	11	15	3	1	2	1		15t	15		2
Dalton, Cin.	14	13	8	8	4	5t	2		8t	7		3
Wilson, Sea.	21	16	4	14	3	14	10		11t	13		4
Taylor, Buf.	30	28	6	27	6	21t	8		2t	6		5
Carr, Oak.	12t	12	17	11	8	3t	3		8t	5		6
Rivers, S.D.	1	1	1	2	9	5t	15		13t	8		7
A. Rodgers, G.B.	11	14	23	15	24	3t	5		2t	3		8
Brees, N.O.	7	4	3	5	7	9t	17		20t	16		9
A. Smith, K.C.	16	15	14	16	11	24t	25t		1	1		10
Hoyer, Hou.	29	29t	22	28	16	19t	7		6t	10		11
Roethlisberger, Pit.	28	26	5	21	2	26t	21		15t	29		12
McCown, Cle.	27	24t	16	26	17	24t	22		2t	4		13
*Mariota, Ten.	25	24t	20	24	10	15t	11		13t	19		14
Cutler, Chi.	19	18	18	18	13	21t	20		8t	9		15
Manning, NY-G	3t	5	19	6	22	5t	12		15t	12		16
Cousins, Was.	10	6	2	13	21	15t	23		20t	17		17
Stafford, Det.	9	7t	11	10	19	9t	16		26t	24		18
Newton, Car.	20	23	29	20	14	9t	6		15t	20		19
Tannehill, Mia.	6	9	21	7	18	9t	18		24t	18		20
Ryan, Atl.	5	3	7	4	15	15t	24		26t	21		21
Bridgewater, Min.	23	20	9	23	20	29	29		11t	14		22
Fitzpatrick, NY-J	15	19	26	19	23	9t	9		24t	28		23
*Winston, T.B.	17	21	27	17	12	15t	19		20t	22		24
Flacco, Bal.	8	7t	12	12	28	21t	25t		26t	23		25
Bradford, Phi.	18	17	13	22	25	26t	27		20t	26		26
Bortles, Jac.	3t	10	30	9	26	8	14		30	27		27
Kaepernick, S.F.	31	31	25	31	29	32	30		6t	11		28
Luck, Ind.	26	29t	31	30	30	19t	13		26t	30		29
Foles, St.L	24	27	28	29	31	30t	31		15t	25		30
Manning, Den.	22	22	24	25	27	28	28		31	31		31

## WEEK 12 / THROUGH MONDAY, NOVEMBER 30, 2015

## NFL / FOURTH-QUARTER PASSING LEADERS

Rank	Player, Team	Att	Comp	Comp%	Yards	YPA	TD	TD%	Int	Int%	Rating
1)	Brady, N.E.	106	73	68.9	1004	9.47	10	9.4	2	1.9	122.5
2)	Taylor, Buf.	62	41	66.1	546	8.81	5	8.1	1	1.6	114.0
3)	Palmer, Ariz	98	63	64.3	811	8.28	8	8.2	1	1.0	113.1
4)	Wilson, Sea.	91	62	68.1	758	8.33	5	5.5	1	1.1	107.3
5)	Rivers, S.D.	134	90	67.2	1115	8.32	8	6.0	2	1.5	106.4
6)	Hoyer, Hou.	69	41	59.4	519	7.52	6	8.7	1	1.4	105.9
7)	Newton, Car.	62	40	64.5	524	8.45	4	6.5	1	1.6	105.8
8)	Dalton, Cin.	98	63	64.3	801	8.17	7	7.1	2	2.0	105.0
9)	Manning, NY-G	111	67	60.4	814	7.33	8	7.2	1	0.9	103.2
10)	Weeden, Dal.-Hou.	39	29	74.4	297	7.62	2	5.1	1	2.6	102.2
11)	McCown, Cle.	68	46	67.6	612	9.00	5	7.4	3	4.4	102.1
12)	A. Rodgers, G.B.	110	67	60.9	795	7.23	8	7.3	2	1.8	99.6
13)	A. Smith, K.C.	88	55	62.5	737	8.38	4	4.5	1	1.1	99.5
14)	Luck, Ind.	114	67	58.8	827	7.25	9	7.9	3	2.6	96.6
15)	Manuel, Buf.	28	16	57.1	231	8.25	1	3.6	0	0.0	96.0
16)	Osweiler, Den.	38	21	55.3	288	7.58	3	7.9	1	2.6	95.1
17)	Kaepernick, S.F.	72	39	54.2	542	7.53	4	5.6	1	1.4	91.3
18)	Hasselbeck, Ind.	40	26	65.0	272	6.80	2	5.0	1	2.5	90.8
19)	Ryan, Atl.	115	80	69.6	847	7.37	5	4.3	4	3.5	90.7
20)	Bradford, Phi.	66	46	69.7	513	7.77	2	3.0	2	3.0	90.0
21)	Stafford, Det.	117	75	64.1	866	7.40	5	4.3	3	2.6	89.9
22)	Cousins, Was.	132	87	65.9	808	6.12	4	3.0	1	0.8	89.5
23)	Cutler, Chi.	96	57	59.4	670	6.98	5	5.2	2	2.1	89.3
24)	Roethlisberger, Pit.	65	38	58.5	565	8.69	6	9.2	5	7.7	85.7
25)	Tannehill, Mia.	142	80	56.3	946	6.66	7	4.9	3	2.1	84.4
26)	Bridgewater, Min.	81	54	66.7	623	7.69	1	1.2	2	2.5	83.5
27)	Flacco, Bal.	122	69	56.6	828	6.79	5	4.1	3	2.5	80.9
28)	Brees, N.O.	130	82	63.1	937	7.21	4	3.1	5	3.8	78.9
29)	Bortles, Jac.	142	73	51.4	931	6.56	9	6.3	6	4.2	75.8
30)	Manning, Den.	64	35	54.7	490	7.66	4	6.3	4	6.3	74.3
31)	Fitzpatrick, NY-J	86	47	54.7	546	6.35	6	7.0	5	5.8	73.1
32)	*Winston, T.B.	100	57	57.0	671	6.71	2	2.0	3	3.0	71.7
33)	Manziel, Cle.	50	24	48.0	281	5.62	2	4.0	1	2.0	70.5
34)	Cassel, Buf.-Dal.	57	33	57.9	322	5.65	3	5.3	3	5.3	69.5
35)	Carr, Oak.	105	60	57.1	632	6.02	3	2.9	4	3.8	68.4
36)	*Mariota, Ten.	88	51	58.0	534	6.07	3	3.4	4	4.5	68.1
37)	Mallett, Hou.	37	18	48.6	242	6.54	1	2.7	1	2.7	67.6
38)	Orlovsky, Det.	33	17	51.5	154	4.67	1	3.0	1	3.0	61.9
39)	Sanchez, Phi.	44	28	63.6	288	6.55	1	2.3	3	6.8	61.6
40)	Foles, St.L	80	43	53.8	523	6.54	3	3.8	5	6.3	60.6
41)	Mettenberger, Ten.	28	18	64.3	176	6.29	0	0.0	2	7.1	52.1



**WEEK 12 / THROUGH MONDAY, NOVEMBER 30, 2015**

**NFL / THIRD-DOWN PASSING LEADERS**

Rank	Player, Team	Att	Comp	Comp%	Yards	YPA	TD	TD%	Int	Int%	Rating
1)	McCown, Cle.	78	55	70.5	825	10.58	7	9.0	1	1.3	129.5
2)	Palmer, Ariz	95	63	66.3	853	8.98	9	9.5	2	2.1	117.6
3)	Brady, N.E.	99	66	66.7	834	8.42	8	8.1	1	1.0	115.5
4)	Wilson, Sea.	88	54	61.4	751	8.53	6	6.8	1	1.1	106.8
5)	Cutler, Chi.	96	59	61.5	851	8.86	4	4.2	1	1.0	99.8
6)	Carr, Oak.	112	69	61.6	920	8.21	6	5.4	2	1.8	98.1
7)	Hoyer, Hou.	73	43	58.9	470	6.44	5	6.8	1	1.4	95.1
8)	Luck, Ind.	70	40	57.1	482	6.89	6	8.6	2	2.9	95.1
9)	Dalton, Cin.	88	55	62.5	807	9.17	5	5.7	4	4.5	92.4
10)	A. Rodgers, G.B.	89	47	52.8	656	7.37	5	5.6	1	1.1	90.8
11)	Newton, Car.	92	49	53.3	690	7.50	6	6.5	2	2.2	90.4
12)	Bridgewater, Min.	91	59	64.8	685	7.53	3	3.3	2	2.2	89.3
13)	Taylor, Buf.	74	45	60.8	524	7.08	4	5.4	2	2.7	89.0
14)	Cousins, Was.	118	80	67.8	760	6.44	7	5.9	5	4.2	87.5
15)	Fitzpatrick, NY-J	101	57	56.4	728	7.21	7	6.9	4	4.0	85.7
16)	Rivers, S.D.	113	70	61.9	913	8.08	4	3.5	4	3.5	84.4
17)	Roethlisberger, Pit.	60	37	61.7	658	10.97	1	1.7	3	5.0	83.9
18)	Ryan, Atl.	116	71	61.2	777	6.70	6	5.2	4	3.4	83.9
19)	Manning, NY-G	114	69	60.5	831	7.29	6	5.3	5	4.4	82.2
20)	A. Smith, K.C.	94	57	60.6	598	6.36	2	2.1	1	1.1	81.8
21)	Brees, N.O.	116	76	65.5	964	8.31	1	0.9	4	3.4	79.8
22)	*Winston, T.B.	112	64	57.1	793	7.08	7	6.3	6	5.4	77.7
23)	*Mariota, Ten.	80	46	57.5	573	7.16	3	3.8	3	3.8	76.7
24)	Tannehill, Mia.	105	58	55.2	619	5.90	4	3.8	3	2.9	73.5
25)	Bortles, Jac.	110	53	48.2	732	6.65	4	3.6	3	2.7	70.7
26)	Flacco, Bal.	103	57	55.3	633	6.15	3	2.9	4	3.9	67.3
27)	Kaepernick, S.F.	74	41	55.4	453	6.12	2	2.7	3	4.1	65.9
28)	Foles, St.L	109	53	48.6	608	5.58	5	4.6	5	4.6	62.0
29)	Bradford, Phi.	88	43	48.9	353	4.01	2	2.3	2	2.3	57.6
30)	Stafford, Det.	104	58	55.8	642	6.17	4	3.8	8	7.7	55.0
31)	Manning, Den.	98	54	55.1	566	5.78	4	4.1	8	8.2	51.7

**WEEK 12 / THROUGH MONDAY, NOVEMBER 30, 2015**

**NFL / LEADING RUSHERS**

Rank	Player, Team	Att	Yards	Avg	Long	TD
1)	Peterson, Min.	237	1164	4.9	80t	8
2)	D. Martin, T.B.	202	1038	5.1	84	3
3)	Stewart, Car.	211	832	3.9	36	4
4)	C. Johnson, Ariz	196	814	4.2	62	3
5)	*Gurley, St.L	164	794	4.8	71t	6
6)	Ivory, NY-J	185	766	4.1	54	7
7)	Murray, Oak.	179	765	4.3	54	4
8)	Freeman, Atl.	167	764	4.6	39	9
9)	Ingram, N.O.	154	713	4.6	70	5
10)	*Rawls, Sea.	122	685	5.6	69t	3
11)	McCoy, Buf.	152	680	4.5	48t	3
12)	Gore, Ind.	181	657	3.6	25	4
13)	Forsett, Bal.	151	641	4.2	33	2
14)	McFadden, Dal.	169	634	3.8	35	2
15)	*Yeldon, Jac.	156	621	4.0	45	1
16)	Blount, N.E.	142	596	4.2	38t	6
17)	Forte, Chi.	151	592	3.9	27	2
18)	Hillman, Den.	138	587	4.3	72t	6
19)	Bernard, Cin.	115	581	5.1	28	2
20)	Miller, Mia.	119	567	4.8	85t	5
21)	D. Williams, Pit.	115	563	4.9	55	6
22)	Bell, Pit.	113	556	4.9	42	3
23)	Murray, Phi.	155	545	3.5	30	4
24)	Lacy, G.B.	122	513	4.2	29	2
25)	*Gordon, S.D.	143	510	3.6	27	0
26)	C. Anderson, Den.	117	496	4.2	48t	3
27)	J. Hill, Cin.	140	490	3.5	15	7
28)	Morris, Was.	135	482	3.6	35	0
29)	Hyde, S.F.	115	470	4.1	22	3
30)	Blue, Hou.	123	430	3.5	20t	2
31)	Starks, G.B.	108	429	4.0	65t	1
32t)	Mathews, Phi.	75	427	5.7	63t	5
32t)	Newton, Car. (QB)	98	427	4.4	23	7
34t)	Jennings, NY-G	111	417	3.8	27	1
34t)	Lynch, Sea.	111	417	3.8	24	3
36)	Andrews, Ten.	110	408	3.7	38	2
37)	Wilson, Sea. (QB)	77	399	5.2	24	0
38)	*Ka. Williams, Buf.	66	376	5.7	41t	5
39)	West, K.C.	98	373	3.8	36	3
40)	Charles, K.C.	71	364	5.1	34t	4
41)	Sims, T.B.	80	353	4.4	59	0
42)	*Jones, Was.	98	351	3.6	39t	3
43)	*Abdullah, Det.	96	347	3.6	24t	1
44)	*Coleman, Atl.	77	341	4.4	46	1
45)	Crowell, Cle.	114	335	2.9	32	1
46)	Randle, Dal.	76	315	4.1	37t	4
47t)	*Allen, Bal.	76	304	4.0	44	0
47t)	Austin, St.L (WR)	33	304	9.2	60	3
49)	A. Smith, K.C. (QB)	55	303	5.5	49	1
50)	*Langford, Chi.	90	298	3.3	23	6

## NFL / THIRD-AND-ONE RUSHING LEADERS

Rank	Player, Team	Att	FD	Pct
1t)	Murray, Phi.	10	10	100.0
1t)	Murray, Oak.	5	5	100.0
1t)	McCown, Cle.	4	4	100.0
1t)	Fitzpatrick, NY-J	3	3	100.0
1t)	*Fowler, Ten.	3	3	100.0
1t)	A. Smith, K.C.	3	3	100.0
1t)	Woodhead, S.D.	3	3	100.0
8t)	Newton, Car.	7	6	85.7
8t)	West, K.C.	7	6	85.7
10t)	Brady, N.E.	6	5	83.3
10t)	*Gordon, S.D.	6	5	83.3
10t)	Peterson, Min.	6	5	83.3
13t)	*Jones, Was.	5	4	80.0
13t)	D. Martin, T.B.	5	4	80.0
15t)	Gore, Ind.	8	6	75.0
15t)	Ingram, N.O.	8	6	75.0
15t)	Bernard, Cin.	4	3	75.0
15t)	Bortles, Jac.	4	3	75.0
15t)	Manuel, Buf.	4	3	75.0
15t)	*Rawls, Sea.	4	3	75.0
15t)	Starks, G.B.	4	3	75.0
22t)	Freeman, Atl.	7	5	71.4
22t)	McFadden, Dal.	7	5	71.4
24t)	Lynch, Sea.	9	6	66.7
24t)	C. Anderson, Den.	6	4	66.7
26)	Blount, N.E.	8	5	62.5
27t)	J. Hill, Cin.	5	3	60.0
27t)	C. Johnson, Ariz	5	3	60.0
27t)	D. Williams, Pit.	5	3	60.0
30)	Ivory, NY-J	11	6	54.5
31t)	*Allen, Bal.	6	3	50.0
31t)	Jennings, NY-G	6	3	50.0
33)	Forsett, Bal.	9	4	44.4
34)	Lacy, G.B.	7	3	42.9

**WEEK 12 / THROUGH MONDAY, NOVEMBER 30, 2015**

**NFL / LEADERS IN RECEPTIONS**

Rank	Player, Team	Rec	Yards	Avg	Long	TD
1)	Jones, Atl.	94	1245	13.2	54	6
2)	Brown, Pit.	85	1192	14.0	59	5
3)	Fitzgerald, Ariz	83	992	12.0	44	7
4)	Hopkins, Hou.	81	1081	13.3	61t	9
5)	Landry, Mia.	76	816	10.7	50t	4
6t)	Beckham, NY-G	72	1005	14.0	87t	9
6t)	Thomas, Den.	72	911	12.7	48t	2
8)	Marshall, NY-J	71	931	13.1	58	9
9t)	C. Johnson, Det.	67	921	13.7	57	6
9t)	K. Allen, S.D.	67	725	10.8	38	4
11)	Green, Cin.	65	909	14.0	80t	6
12t)	Crabtree, Oak.	61	715	11.7	38t	6
12t)	Edelman, N.E.	61	692	11.3	59t	7
14t)	Walker, Ten. (TE)	59	708	12.0	61t	3
14t)	Tate, Det.	59	552	9.4	43	2
16t)	*Cooper, Oak.	58	851	14.7	68t	4
16t)	Matthews, Phi.	58	625	10.8	41t	3
18t)	Gronkowski, N.E. (TE)	57	931	16.3	76t	9
18t)	Macclin, K.C.	57	772	13.5	61	3
20t)	A. Robinson, Jac.	55	927	16.9	52	8
20t)	Barnidge, Cle. (TE)	55	758	13.8	40	7
20t)	Cooks, N.O.	55	736	13.4	60t	6
20t)	Reed, Was. (TE)	55	541	9.8	29	6
20t)	Witten, Dal. (TE)	55	508	9.2	35	2
20t)	Riddick, Det. (RB)	55	507	9.2	34	3
26t)	Benjamin, Cle.	54	826	15.3	61	5
26t)	Kelce, K.C. (TE)	54	689	12.8	42t	4
28t)	Olsen, Car. (TE)	53	788	14.9	52	6
28t)	Cobb, G.B.	53	627	11.8	53t	6
30t)	Sanders, Den.	52	752	14.5	75t	4
30t)	Moncrief, Ind.	52	584	11.2	31	5
30t)	Woodhead, S.D. (RB)	52	569	10.9	61	3
33t)	Hilton, Ind.	51	819	16.1	87t	5
33t)	Decker, NY-J	51	700	13.7	35	8
35t)	Baldwin, Sea.	50	684	13.7	80t	6
35t)	Watson, N.O. (TE)	50	604	12.1	46	3
35t)	Bennett, Chi. (TE)	50	425	8.5	24t	3
38t)	Evans, T.B.	49	789	16.1	68	2
38t)	Amendola, N.E.	49	520	10.6	41	2
38t)	Garcon, Was.	49	508	10.4	36	3
41t)	Hurns, Jac.	48	758	15.8	59t	7
41t)	Graham, Sea. (TE)	48	605	12.6	45	2
41t)	Freeman, Atl. (RB)	48	420	8.8	44	2
44t)	S. Smith, Bal.	46	670	14.6	50t	3
44t)	Eifert, Cin. (TE)	46	522	11.3	31	12
44t)	Clay, Buf. (TE)	46	453	9.8	27	2
44t)	Ingram, N.O. (RB)	46	382	8.3	59	0
48t)	Jo. Brown, Ariz	45	704	15.6	49	4
48t)	Snead, N.O.	45	676	15.0	63	3
48t)	S. Johnson, S.D.	45	497	11.0	34	3
48t)	*Crowder, Was.	45	419	9.3	31	1



**WEEK 12 / THROUGH MONDAY, NOVEMBER 30, 2015**

**NFL / RECEIVING YARDAGE LEADERS**

Rank	Player, Team	Yards	Rec	Avg	Long	TD
1)	Jones, Atl.	1245	94	13.2	54	6
2)	Brown, Pit.	1192	85	14.0	59	5
3)	Hopkins, Hou.	1081	81	13.3	61t	9
4)	Beckham, NY-G	1005	72	14.0	87t	9
5)	Fitzgerald, Ariz	992	83	12.0	44	7
6t)	Gronkowski, N.E. (TE)	931	57	16.3	76t	9
6t)	Marshall, NY-J	931	71	13.1	58	9
8)	A. Robinson, Jac.	927	55	16.9	52	8
9)	C. Johnson, Det.	921	67	13.7	57	6
10)	Thomas, Den.	911	72	12.7	48t	2
11)	Green, Cin.	909	65	14.0	80t	6
12)	*Cooper, Oak.	851	58	14.7	68t	4
13)	Benjamin, Cle.	826	54	15.3	61	5
14)	Hilton, Ind.	819	51	16.1	87t	5
15)	Landry, Mia.	816	76	10.7	50t	4
16)	Evans, T.B.	789	49	16.1	68	2
17)	Olsen, Car. (TE)	788	53	14.9	52	6
18)	Maclin, K.C.	772	57	13.5	61	3
19t)	Barnidge, Cle. (TE)	758	55	13.8	40	7
19t)	Hurns, Jac.	758	48	15.8	59t	7
21)	Sanders, Den.	752	52	14.5	75t	4
22)	Cooks, N.O.	736	55	13.4	60t	6
23)	K. Allen, S.D.	725	67	10.8	38	4
24)	Crabtree, Oak.	715	61	11.7	38t	6
25)	Walker, Ten. (TE)	708	59	12.0	61t	3
26)	Jo. Brown, Ariz	704	45	15.6	49	4
27)	Decker, NY-J	700	51	13.7	35	8
28)	Edelman, N.E.	692	61	11.3	59t	7
29)	Kelce, K.C. (TE)	689	54	12.8	42t	4
30)	Baldwin, Sea.	684	50	13.7	80t	6
31)	Snead, N.O.	676	45	15.0	63	3
32)	S. Smith, Bal.	670	46	14.6	50t	3
33)	Matthews, Mia.	662	43	15.4	53t	4
34)	Cobb, G.B.	627	53	11.8	53t	6
35)	Matthews, Phi.	625	58	10.8	41t	3
36t)	Graham, Sea. (TE)	605	48	12.6	45	2
36t)	Jeffery, Chi.	605	43	14.1	47	2
38t)	*Diggs, Min.	604	40	15.1	40t	2
38t)	Watson, N.O. (TE)	604	50	12.1	46	3
40)	J. Jones, G.B.	592	30	19.7	65t	7
41)	Moncrief, Ind.	584	52	11.2	31	5
42)	Woodhead, S.D. (RB)	569	52	10.9	61	3
43)	Boldin, S.F.	558	44	12.7	51	2
44)	Tate, Det.	552	59	9.4	43	2
45)	Reed, Was. (TE)	541	55	9.8	29	6
46)	M. Jones, Cin.	540	42	12.9	45t	3
47)	Aiken, Bal.	536	43	12.5	48	4
48)	S. Watkins, Buf.	526	31	17.0	63	5
49)	Eifert, Cin. (TE)	522	46	11.3	31	12
50)	Amendola, N.E.	520	49	10.6	41	2

**WEEK 12 / THROUGH MONDAY, NOVEMBER 30, 2015**

**NFL / THIRD-DOWN RECEIVING LEADERS**

Rank	Player, Team	Rec	Yards	Avg	Long	TD
1)	Brown, Pit.	27	504	18.7	59	1
2)	Beckham, NY-G	24	285	11.9	31	1
3)	Marshall, NY-J	22	304	13.8	42	5
4)	Hopkins, Hou.	21	268	12.8	28	2
5t)	Moncrief, Ind.	20	230	11.5	24	1
5t)	Garcon, Was.	20	215	10.8	36	1
7t)	C. Johnson, Det.	19	326	17.2	46	1
7t)	Barnidge, Cle. (TE)	19	286	15.1	40	5
7t)	Reed, Was. (TE)	19	186	9.8	29	5
10t)	Sanders, Den.	18	259	14.4	64t	3
10t)	Jones, Atl.	18	212	11.8	45t	2
10t)	K. Allen, S.D.	18	169	9.4	20	0
13t)	Hurns, Jac.	17	246	14.5	59t	1
13t)	Snead, N.O.	17	226	13.3	24	1
13t)	Hartline, Cle.	17	212	12.5	41	2
13t)	Watson, N.O. (TE)	17	210	12.4	26	0
13t)	Tate, Det.	17	185	10.9	43	1
13t)	Amendola, N.E.	17	182	10.7	41	1
13t)	Thomas, Den.	17	179	10.5	24	0
13t)	Witten, Dal. (TE)	17	151	8.9	24	1
21t)	Decker, NY-J	16	246	15.4	35	1
21t)	Walker, Ten. (TE)	16	245	15.3	61t	2
21t)	Graham, Sea. (TE)	16	222	13.9	45	2
21t)	Landry, Mia.	16	156	9.8	18	1
21t)	Woodhead, S.D. (RB)	16	146	9.1	25	1
26t)	Cooks, N.O.	15	245	16.3	47	0
26t)	*D. Johnson, Cle. (RB)	15	194	12.9	52	1
26t)	Bennett, Chi. (TE)	15	144	9.6	19	0
29t)	Green, Cin.	14	275	19.6	47	1
29t)	Hilton, Ind.	14	233	16.6	48	1
29t)	Edelman, N.E.	14	166	11.9	30	2
29t)	Beasley, Dal.	14	161	11.5	30	1
29t)	S. Johnson, S.D.	14	159	11.4	30	1
29t)	Crabtree, Oak.	14	155	11.1	25	0
29t)	Washington, Hou.	14	141	10.1	19	0
29t)	Maclin, K.C.	14	124	8.9	31	0
29t)	*Crowder, Was.	14	97	6.9	22	0
38t)	Benjamin, Cle.	13	317	24.4	61	2
38t)	Jo. Brown, Ariz	13	195	15.0	35	2
38t)	Evans, T.B.	13	191	14.7	24	0
38t)	Kelce, K.C. (TE)	13	188	14.5	38	0
38t)	Hankerson, Atl.	13	184	14.2	55	2
38t)	Boldin, S.F.	13	152	11.7	37	0
38t)	Vereen, NY-G (RB)	13	139	10.7	37	1
38t)	Fitzgerald, Ariz	13	134	10.3	24	2
38t)	Sproles, Phi. (RB)	13	122	9.4	35t	1
38t)	McFadden, Dal. (RB)	13	108	8.3	14	0
48t)	*Cooper, Oak.	12	304	25.3	68t	1
48t)	J. Jones, G.B.	12	229	19.1	52	2
48t)	Jeffery, Chi.	12	169	14.1	45	0
48t)	S. Smith, Bal.	12	155	12.9	22	0
48t)	Tamme, Atl. (TE)	12	137	11.4	24	0
48t)	Cobb, G.B.	12	118	9.8	20	2
48t)	B. Cunningham, St.L (RB)	12	108	9.0	20	0
48t)	Matthews, Phi.	12	94	7.8	24t	1
48t)	Thompson, Was. (RB)	12	75	6.3	19	0

**WEEK 12 / THROUGH MONDAY, NOVEMBER 30, 2015**

**NFL / LEADING SCORERS, NONKICKERS**

Rank	Player, Team	TD	Rush	Rec	Ret	X2	Pts
1)	Eifert, Cin. (TE)	12	0	12	0	0	72
2)	Freeman, Atl. (RB)	11	9	2	0	0	66
3)	Hopkins, Hou. (WR)	9	0	9	0	1	56
4t)	Beckham, NY-G (WR)	9	0	9	0	0	54
4t)	Gronkowski, N.E. (TE)	9	0	9	0	0	54
4t)	Marshall, NY-J (WR)	9	0	9	0	0	54
7)	J. Hill, Cin. (RB)	8	7	1	0	1	50
8t)	Austin, St.L (WR)	8	3	4	1	0	48
8t)	Decker, NY-J (WR)	8	0	8	0	0	48
8t)	Ivory, NY-J (RB)	8	7	1	0	0	48
8t)	*D. Johnson, Ariz (RB)	8	4	3	1	0	48
8t)	Peterson, Min. (RB)	8	8	0	0	0	48
8t)	A. Robinson, Jac. (WR)	8	0	8	0	0	48
14t)	J. Jones, G.B. (WR)	7	0	7	0	1	44
14t)	*Langford, Chi. (RB)	7	6	1	0	1	44
16t)	Barnidge, Cle. (TE)	7	0	7	0	0	42
16t)	Blount, N.E. (RB)	7	6	1	0	0	42
16t)	Edelman, N.E. (WR)	7	0	7	0	0	42
16t)	Fitzgerald, Ariz (WR)	7	0	7	0	0	42
16t)	Hurns, Jac. (WR)	7	0	7	0	0	42
16t)	Jones, Atl. (WR)	7	0	6	1	0	42
16t)	Miller, Mia. (RB)	7	5	2	0	0	42
16t)	Newton, Car. (QB)	7	7	0	0	0	42
16t)	*Ka. Williams, Buf. (RB)	7	5	2	0	0	42
25t)	Landry, Mia. (WR)	6	1	4	1	1	38
25t)	D. Williams, Pit. (RB)	6	6	0	0	1	38
27t)	Baldwin, Sea. (WR)	6	0	6	0	0	36
27t)	Benjamin, Cle. (WR)	6	0	5	1	0	36
27t)	Bryant, Pit. (WR)	6	1	5	0	0	36
27t)	Cobb, G.B. (WR)	6	0	6	0	0	36
27t)	Cooks, N.O. (WR)	6	0	6	0	0	36
27t)	Crabtree, Oak. (WR)	6	0	6	0	0	36
27t)	Green, Cin. (WR)	6	0	6	0	0	36
27t)	*Gurley, St.L (RB)	6	6	0	0	0	36
27t)	Hillman, Den. (RB)	6	6	0	0	0	36
27t)	C. Johnson, Det. (WR)	6	0	6	0	0	36
27t)	Mathews, Phi. (RB)	6	5	1	0	0	36
27t)	Olsen, Car. (TE)	6	0	6	0	0	36
27t)	Reed, Was. (TE)	6	0	6	0	0	36
40)	Brown, Pit. (WR)	5	0	5	0	2	34
41t)	McCoy, Buf. (RB)	5	3	2	0	1	32
41t)	R. Rodgers, G.B. (TE)	5	0	5	0	1	32
43t)	Charles, K.C. (RB)	5	4	1	0	0	30
43t)	Floyd, Ariz (WR)	5	0	5	0	0	30
43t)	D. Harris, NY-G (WR)	5	0	4	1	0	30
43t)	Hilton, Ind. (WR)	5	0	5	0	0	30
43t)	Ingram, N.O. (RB)	5	5	0	0	0	30
43t)	*Lockett, Sea. (WR)	5	0	3	2	0	30
43t)	Moncrief, Ind. (WR)	5	0	5	0	0	30
43t)	Murray, Phi. (RB)	5	4	1	0	0	30
43t)	Stewart, Car. (RB)	5	4	1	0	0	30
43t)	S. Watkins, Buf. (WR)	5	0	5	0	0	30
43t)	Woodhead, S.D. (RB)	5	2	3	0	0	30

**WEEK 12 / THROUGH MONDAY, NOVEMBER 30, 2015**

**NFL / LEADING SCORERS, KICKERS**

Rank	Player, Team	PAT	FG	Pct	Long	Pts
1)	Gostkowski, N.E.	39/39	24/25	.960	57	111
2)	Gano, Car.	35/37	25/30	.833	52	110
3)	Santos, K.C.	27/28	26/32	.813	51	105
4)	Catanzaro, Ariz	39/42	20/22	.909	43	99
5)	Brown, NY-G	28/29	23/23	1.000	53	97
6)	Tucker, Bal.	23/23	24/30	.800	52	95
7)	Walsh, Min.	19/22	24/29	.828	53	91
8)	Gould, Chi.	17/18	24/27	.889	55	89
9)	McManus, Den.	25/25	21/23	.913	57	88
10)	Myers, Jac.	20/24	22/26	.846	58	86
11)	Hauschka, Sea.	22/25	21/22	.955	54	85
12t)	Bailey, Dal.	19/19	21/22	.955	53	82
12t)	Crosby, G.B.	25/25	19/21	.905	56	82
14)	Nugent, Cin.	34/35	15/18	.833	47	79
15t)	Janikowski, Oak.	30/30	16/19	.842	56	78
15t)	*Lambo, S.D.	21/24	19/21	.905	54	78
17)	Hopkins, Was.	23/23	18/20	.900	54	77
18)	Vinatieri, Ind.	25/27	16/18	.889	55	73
19)	Coons, Cle.	17/19	18/19	.947	44	71
20)	Carpenter, Buf.	25/28	15/18	.833	52	70
21)	Bryant, Atl.	26/26	14/18	.778	47	68
22t)	Barth, T.B.	15/16	17/20	.850	53	66
22t)	Dawson, S.F.	12/12	18/19	.947	54	66
24)	Prater, Det.	22/25	14/14	1.000	52	64
25)	Boswell, Pit.	11/12	17/18	.944	51	62
26)	Zuerlein, St.L	16/17	15/23	.652	61	61
27)	Folk, NY-J	19/19	13/16	.813	55	58
28)	Sturgis, Phi.	18/20	13/17	.765	53	57
29)	Succop, Ten.	19/20	12/14	.857	51	55
30)	*Franks, Mia.	25/28	8/10	.800	53	49
31)	Novak, Hou.	20/21	8/ 9	.889	49	44
32)	Hocker, N.O.-St.L	12/13	9/13	.692	51	39
33)	Bullock, Hou.-NY-J	12/14	8/ 9	.889	47	36
34)	Forbath, Was.-N.O.	17/18	4/ 6	.667	57	29
35t)	*Brindza, T.B.	6/ 8	6/12	.500	58	24
35t)	Scobee, Pit.	6/ 7	6/10	.600	45	24
37)	Parkey, Phi.	7/ 7	3/ 4	.750	46	16
38t)	Graham, Atl.	1/ 1	1/ 1	1.000	31	4
38t)	Quigley, NY-J	4/ 4	0/ 0	---	--	4



NFL / TOUCHBACKS ON KICKOFFS

Rank	Player, Team	TB
1)	Tucker, Bal.	51
2)	Gostkowski, N.E.	50
3)	McAfee, Ind.	46
4)	Gano, Car.	43
5)	Bailey, Dal.	42
6)	Bosher, Atl.	40
7)	McManus, Den.	37
8t)	Catanzaro, Ariz	36
8t)	Santos, K.C.	36
10)	Janikowski, Oak.	35
11t)	Hopkins, Was.	34
11t)	Myers, Jac.	34
13)	Walsh, Min.	33
14)	Nugent, Cin.	32
15t)	Hauschka, Sea.	31
15t)	*Lambo, S.D.	31
17t)	Crosby, G.B.	30
17t)	*Pinion, S.F.	30
19)	*Franks, Mia.	29
20t)	Brown, NY-G	28
20t)	Gould, Chi.	28
20t)	Succop, Ten.	28
23t)	Gay, Buf.	27
23t)	Zuerlein, St.L	27
25)	Martin, Det.	26
26)	Sturgis, Phi.	23
27t)	Barth, T.B.	22
27t)	Coons, Cle.	22
29)	Bullock, Hou.-NY-J	19
30)	Morstead, N.O.	16
31)	Novak, Hou.	14
32t)	Boswell, Pit.	13
32t)	Folk, NY-J	13
34t)	*Brindza, T.B.	12
34t)	Scobee, Pit.	12
36)	Hocker, N.O.-St.L	9
37)	Forbath, Was.-N.O.	8
38)	Parkey, Phi.	3
39)	Quigley, NY-J	1

## WEEK 12 / THROUGH MONDAY, NOVEMBER 30, 2015

## NFL / MOST YARDS FROM SCRIMMAGE

Rank	Player, Team	Total			Rushing			Receiving		
		Yards	Att+Rec	Avg	Yards	Att	Avg	Yards	Rec	Avg
1)	Peterson, Min. (RB)	1347	260	5.2	1164	237	4.9	183	23	8.0
2)	Jones, Atl. (WR)	1245	94	13.2	0	0	---	1245	94	13.2
3)	D. Martin, T.B. (RB)	1227	224	5.5	1038	202	5.1	189	22	8.6
4)	Brown, Pit. (WR)	1220	88	13.9	28	3	9.3	1192	85	14.0
5)	Freeman, Atl. (RB)	1184	215	5.5	764	167	4.6	420	48	8.8
6)	Ingram, N.O. (RB)	1095	200	5.5	713	154	4.6	382	46	8.3
7)	Hopkins, Hou. (WR)	1081	81	13.3	0	0	---	1081	81	13.3
8)	Beckham, NY-G (WR)	1008	73	13.8	3	1	3.0	1005	72	14.0
9)	Fitzgerald, Ariz (WR)	992	83	12.0	0	0	---	992	83	12.0
10)	Bernard, Cin. (RB)	958	151	6.3	581	115	5.1	377	36	10.5
11)	Ivory, NY-J (RB)	946	204	4.6	766	185	4.1	180	19	9.5
12)	*Gurley, St.L (RB)	937	181	5.2	794	164	4.8	143	17	8.4
13t)	Gronkowski, N.E. (TE)	931	57	16.3	0	0	---	931	57	16.3
13t)	Marshall, NY-J (WR)	931	71	13.1	0	0	---	931	71	13.1
15)	McCoy, Buf. (RB)	929	179	5.2	680	152	4.5	249	27	9.2
16)	A. Robinson, Jac. (WR)	927	55	16.9	0	0	---	927	55	16.9
17)	Landry, Mia. (WR)	923	91	10.1	107	15	7.1	816	76	10.7
18t)	C. Johnson, Det. (WR)	921	67	13.7	0	0	---	921	67	13.7
18t)	Murray, Oak. (RB)	921	206	4.5	765	179	4.3	156	27	5.8
20)	Thomas, Den. (WR)	911	72	12.7	0	0	---	911	72	12.7
21)	Green, Cin. (WR)	909	65	14.0	0	0	---	909	65	14.0
22)	Miller, Mia. (RB)	908	157	5.8	567	119	4.8	341	38	9.0
23)	McFadden, Dal. (RB)	891	200	4.5	634	169	3.8	257	31	8.3
24)	Stewart, Car. (RB)	886	223	4.0	832	211	3.9	54	12	4.5
25)	C. Johnson, Ariz (RB)	872	202	4.3	814	196	4.2	58	6	9.7
26)	*Cooper, Oak. (WR)	855	60	14.3	4	2	2.0	851	58	14.7
27)	Gore, Ind. (RB)	851	208	4.1	657	181	3.6	194	27	7.2
28)	Murray, Phi. (RB)	840	194	4.3	545	155	3.5	295	39	7.6
29)	Benjamin, Cle. (WR)	829	56	14.8	3	2	1.5	826	54	15.3
30t)	Forte, Chi. (RB)	820	177	4.6	592	151	3.9	228	26	8.8
30t)	*Yeldon, Jac. (RB)	820	187	4.4	621	156	4.0	199	31	6.4
32)	Hilton, Ind. (WR)	819	51	16.1	0	0	---	819	51	16.1
33)	Woodhead, S.D. (RB)	814	120	6.8	245	68	3.6	569	52	10.9
34)	Forsett, Bal. (RB)	794	182	4.4	641	151	4.2	153	31	4.9
35)	Evans, T.B. (WR)	789	49	16.1	0	0	---	789	49	16.1
36t)	Olsen, Car. (TE)	788	53	14.9	0	0	---	788	53	14.9
36t)	D. Williams, Pit. (RB)	788	135	5.8	563	115	4.9	225	20	11.3
38)	Maclin, K.C. (WR)	770	58	13.3	-2	1	-2.0	772	57	13.5
39t)	Barnidge, Cle. (TE)	758	55	13.8	0	0	---	758	55	13.8
39t)	Hurns, Jac. (WR)	758	48	15.8	0	0	---	758	48	15.8
41)	Sanders, Den. (WR)	752	53	14.2	0	1	0.0	752	52	14.5
42)	Cooks, N.O. (WR)	744	59	12.6	8	4	2.0	736	55	13.4
43)	*Rawls, Sea. (RB)	739	128	5.8	685	122	5.6	54	6	9.0
44)	Jo. Brown, Ariz (WR)	726	48	15.1	22	3	7.3	704	45	15.6
45)	K. Allen, S.D. (WR)	725	67	10.8	0	0	---	725	67	10.8
46)	Starks, G.B. (RB)	721	138	5.2	429	108	4.0	292	30	9.7
47t)	Crabtree, Oak. (WR)	715	61	11.7	0	0	---	715	61	11.7
47t)	Edelman, N.E. (WR)	715	64	11.2	23	3	7.7	692	61	11.3
49)	Walker, Ten. (TE)	708	59	12.0	0	0	---	708	59	12.0
50)	Decker, NY-J (WR)	700	51	13.7	0	0	---	700	51	13.7

**WEEK 12 / THROUGH MONDAY, NOVEMBER 30, 2015**

**NFL / LEADERS IN FIRST DOWNS**

Rank	Player, Team	Rush	Rec	Tot
1)	Hopkins, Hou. (WR)	0	65	65
2)	Freeman, Atl. (RB)	48	16	64
3)	Peterson, Min. (RB)	57	6	63
4)	Jones, Atl. (WR)	0	61	61
5)	Ingram, N.O. (RB)	40	19	59
6t)	Brown, Pit. (WR)	1	50	51
6t)	Fitzgerald, Ariz (WR)	0	51	51
6t)	Landry, Mia. (WR)	7	44	51
9)	C. Johnson, Det. (WR)	0	50	50
10t)	Beckham, NY-G (WR)	0	48	48
10t)	Murray, Phi. (RB)	37	11	48
12t)	Marshall, NY-J (WR)	0	47	47
12t)	McFadden, Dal. (RB)	37	10	47
14t)	Forsett, Bal. (RB)	41	4	45
14t)	Green, Cin. (WR)	0	45	45
14t)	Ivory, NY-J (RB)	38	7	45
14t)	D. Martin, T.B. (RB)	38	7	45
14t)	Thomas, Den. (WR)	0	45	45
19t)	McCoy, Buf. (RB)	34	9	43
19t)	Woodhead, S.D. (RB)	16	27	43
21)	Bernard, Cin. (RB)	28	14	42
22t)	Evans, T.B. (WR)	0	41	41
22t)	A. Robinson, Jac. (WR)	0	41	41
24t)	Edelman, N.E. (WR)	3	37	40
24t)	Gronkowski, N.E. (TE)	0	40	40
24t)	Miller, Mia. (RB)	28	12	40
24t)	Murray, Oak. (RB)	34	6	40
24t)	D. Williams, Pit. (RB)	30	10	40
29t)	Gore, Ind. (RB)	31	7	38
29t)	Newton, Car. (QB)	38	0	38
31t)	Barnidge, Cle. (TE)	0	37	37
31t)	Crabtree, Oak. (WR)	0	37	37
31t)	*Gurley, St.L (RB)	32	5	37
31t)	Olsen, Car. (TE)	0	37	37
31t)	Stewart, Car. (RB)	35	2	37
36t)	Jo. Brown, Ariz (WR)	1	35	36
36t)	Decker, NY-J (WR)	0	36	36
36t)	Forte, Chi. (RB)	26	10	36
36t)	Hurns, Jac. (WR)	0	36	36
40t)	*Cooper, Oak. (WR)	0	35	35
40t)	Sanders, Den. (WR)	0	35	35
42t)	K. Allen, S.D. (WR)	0	34	34
42t)	Blount, N.E. (RB)	31	3	34
42t)	*Gordon, S.D. (RB)	27	7	34
42t)	Jeffery, Chi. (WR)	0	34	34
42t)	Lynch, Sea. (RB)	29	5	34
42t)	Moncrief, Ind. (WR)	0	34	34
48t)	Cobb, G.B. (WR)	2	31	33
48t)	Eifert, Cin. (TE)	0	33	33
48t)	Hilton, Ind. (WR)	0	33	33
48t)	Walker, Ten. (TE)	0	33	33

**WEEK 12 / THROUGH MONDAY, NOVEMBER 30, 2015**

**NFL / LEADING PUNTERS**

Rank	Player, Team	No	Yards	Lg	Avg	TB	Blk	Dwn	OB	Opp Ret	In	Net
1)	McAfee, Ind.	56	2747	61	49.1	4	0	7	5	25	194	17 44.2
2)	Bosher, Atl.	41	1999	69	48.8	1	1	2	2	24	214	15 42.0
3)	Hekker, St.L	66	3162	63	47.9	4	0	9	6	33	228	26 43.2
4)	*Darr, Mia.	61	2922	70	47.9	7	0	5	4	33	338	20 40.1
5)	Koch, Bal.	49	2339	62	47.7	1	0	4	8	28	150	17 44.3
6)	Lee, Cle.	55	2625	67	47.7	4	0	4	5	30	300	20 40.8
7)	Lechler, Hou.	67	3190	64	47.6	10	0	5	2	41	401	17 38.6
8)	D. Jones, Phi.	59	2781	60	47.1	5	2	8	1	30	140	21 41.7
9)	Schmidt, Buf.	57	2684	65	47.1	2	0	7	6	28	248	15 42.0
10)	Kern, Ten.	59	2754	61	46.7	1	0	6	7	29	464	22 38.5
11)	Martin, Det.	58	2676	66	46.1	2	0	8	3	34	227	18 41.5
12)	Morstead, N.O.	39	1796	58	46.1	1	0	2	8	21	169	15 41.2
13)	Way, Was.	46	2112	63	45.9	3	1	12	2	20	208	14 39.2
14)	Nortman, Car.	51	2341	65	45.9	4	0	1	6	27	239	14 39.6
15)	Anger, Jac.	58	2657	63	45.8	3	0	4	2	31	404	19 37.8
16)	Colquitt, K.C.	51	2335	62	45.8	3	0	11	6	19	105	25 42.5
17)	Ryan, Sea.	55	2517	73	45.8	6	0	6	4	21	294	20 38.2
18)	C. Jones, Dal.	45	2059	61	45.8	1	0	4	8	15	136	17 42.3
19)	Wing, NY-G	51	2326	64	45.6	5	0	9	1	23	226	22 39.2
20)	Huber, Cin.	45	2040	67	45.3	2	1	10	4	16	125	18 40.8
21)	Scifres, S.D.	48	2156	68	44.9	1	1	4	3	31	317	9 37.1
22)	Allen, N.E.	46	2064	67	44.9	2	0	3	7	25	135	23 41.1
23)	O'Donnell, Chi.	49	2172	72	44.3	3	0	7	6	20	190	16 39.2
24)	Colquitt, Den.	61	2693	62	44.1	3	0	14	8	24	183	15 40.2
25)	*Pinion, S.F.	60	2646	60	44.1	2	0	8	11	29	194	18 40.2
26)	King, Oak.	50	2191	70	43.8	4	0	15	3	19	107	23 40.1
27)	Quigley, NY-J	53	2322	68	43.8	2	1	6	8	25	276	20 37.1
28)	Schum, T.B.	37	1588	56	42.9	2	0	5	2	21	120	11 38.6
29)	Butler, Ariz	37	1569	58	42.4	4	1	6	1	13	101	14 36.5
30)	Masthay, G.B.	55	2329	56	42.3	3	0	4	11	30	153	15 38.5
31)	Berry, Pit.	44	1857	79	42.2	1	0	9	3	16	150	21 38.3
32)	Locke, Min.	45	1888	61	42.0	4	0	4	2	20	95	16 38.1



**WEEK 12 / THROUGH MONDAY, NOVEMBER 30, 2015**

**NFL / LEADING PUNTERS, NET AVERAGE**

Rank	Player, Team	No	Yards	Lg	Avg	TB	Blk	Dwn	OB	Opp Ret	Yds	In	Net
1)	Koch, Bal.	49	2339	62	47.7	1	0	4	8	28	150	17	44.3
2)	McAfee, Ind.	56	2747	61	49.1	4	0	7	5	25	194	17	44.2
3)	Hekker, St.L	66	3162	63	47.9	4	0	9	6	33	228	26	43.2
4)	Colquitt, K.C.	51	2335	62	45.8	3	0	11	6	19	105	25	42.5
5)	C. Jones, Dal.	45	2059	61	45.8	1	0	4	8	15	136	17	42.3
6)	Schmidt, Buf.	57	2684	65	47.1	2	0	7	6	28	248	15	42.0
7)	Bosher, Atl.	41	1999	69	48.8	1	1	2	2	24	214	15	42.0
8)	D. Jones, Phi.	59	2781	60	47.1	5	2	8	1	30	140	21	41.7
9)	Martin, Det.	58	2676	66	46.1	2	0	8	3	34	227	18	41.5
10)	Morstead, N.O.	39	1796	58	46.1	1	0	2	8	21	169	15	41.2
11)	Allen, N.E.	46	2064	67	44.9	2	0	3	7	25	135	23	41.1
12)	Lee, Cle.	55	2625	67	47.7	4	0	4	5	30	300	20	40.8
13)	Huber, Cin.	45	2040	67	45.3	2	1	10	4	16	125	18	40.8
14)	*Pinion, S.F.	60	2646	60	44.1	2	0	8	11	29	194	18	40.2
15)	Colquitt, Den.	61	2693	62	44.1	3	0	14	8	24	183	15	40.2
16)	King, Oak.	50	2191	70	43.8	4	0	15	3	19	107	23	40.1
17)	*Darr, Mia.	61	2922	70	47.9	7	0	5	4	33	338	20	40.1
18)	Nortman, Car.	51	2341	65	45.9	4	0	1	6	27	239	14	39.6
19)	Way, Was.	46	2112	63	45.9	3	1	12	2	20	208	14	39.2
20)	O'Donnell, Chi.	49	2172	72	44.3	3	0	7	6	20	190	16	39.2
21)	Wing, NY-G	51	2326	64	45.6	5	0	9	1	23	226	22	39.2
22)	Lechler, Hou.	67	3190	64	47.6	10	0	5	2	41	401	17	38.6
23)	Schum, T.B.	37	1588	56	42.9	2	0	5	2	21	120	11	38.6
24)	Kern, Ten.	59	2754	61	46.7	1	0	6	7	29	464	22	38.5
25)	Masthay, G.B.	55	2329	56	42.3	3	0	4	11	30	153	15	38.5
26)	Berry, Pit.	44	1857	79	42.2	1	0	9	3	16	150	21	38.3
27)	Ryan, Sea.	55	2517	73	45.8	6	0	6	4	21	294	20	38.2
28)	Locke, Min.	45	1888	61	42.0	4	0	4	2	20	95	16	38.1
29)	Anger, Jac.	58	2657	63	45.8	3	0	4	2	31	404	19	37.8
30)	Quigley, NY-J	53	2322	68	43.8	2	1	6	8	25	276	20	37.1
31)	Scifres, S.D.	48	2156	68	44.9	1	1	4	3	31	317	9	37.1
32)	Butler, Ariz	37	1569	58	42.4	4	1	6	1	13	101	14	36.5

**WEEK 12 / THROUGH MONDAY, NOVEMBER 30, 2015****NFL / PUNT RETURN LEADERS**

Rank	Player, Team	Ret	FC	Yards	Avg	Long	TD
1)	Amendola, N.E.	18	7	239	13.3	82	0
2)	Benjamin, Cle.	23	6	285	12.4	78t	1
3)	A. Jones, Cin.	15	1	175	11.7	35	0
4)	Weems, Atl.	19	16	221	11.6	41	0
5)	J. Ross, Bal.-Oak.	14	6	158	11.3	42	0
6)	Sproles, Phi.	25	15	272	10.9	89t	1
7)	Rainey, T.B.	24	6	247	10.3	58	0
8)	*Murphy, N.O.	25	6	248	9.9	74t	1
9)	Sherels, Min.	27	9	265	9.8	65t	1
10)	Ginn, Car.	24	14	233	9.7	37	0
11)	Landry, Mia.	26	9	252	9.7	69t	1
12)	McCluster, Ten.	23	15	215	9.3	37	0
13)	Kerley, NY-J	38	14	355	9.3	58	0
14)	Peterson, Ariz	25	12	211	8.4	38	0
15)	Tate, Cin.	19	8	150	7.9	18	0
16)	Thomas, K.C.	29	2	227	7.8	37	0
17)	Tate, Det.	15	6	117	7.8	23	0
18)	*Mumphery, Hou.	29	8	222	7.7	15	0
19)	Austin, St.L	25	9	189	7.6	75t	1
20)	D. Harris, NY-G	25	5	187	7.5	29	0
21)	*Lockett, Sea.	29	15	196	6.8	57t	1
22)	Mariani, Chi.	21	14	140	6.7	20	0
23)	Carrie, Oak.	19	2	118	6.2	22	0
24)	Sanders, Den.	14	12	86	6.1	14	0
25)	*Crowder, Was.	21	9	123	5.9	16	0
26)	Hyde, G.B.	18	9	105	5.8	16	0

**WEEK 12 / THROUGH MONDAY, NOVEMBER 30, 2015****NFL / KICKOFF RETURN LEADERS**

Rank	Player, Team	Ret	Yards	Avg	Long	TD
1)	*Abdullah, Det.	24	749	31.2	104	0
2)	D. Harris, NY-G	16	486	30.4	100t	1
3)	Patterson, Min.	22	642	29.2	93t	1
4)	*D. Johnson, Ariz	22	598	27.2	108t	1
5)	Weems, Atl.	15	403	26.9	50	0
6)	Davis, K.C.	17	453	26.6	54	0
7)	Rainey, T.B.	14	361	25.8	38	0
8)	*Lockett, Sea.	24	608	25.3	105t	1
9)	Archer, Pit.	14	354	25.3	38	0
10)	Ross, Was.	18	454	25.2	101t	1
11)	Jones, Oak.	19	471	24.8	41	0
12)	Mariani, Chi.	15	371	24.7	38	0
13)	Ellington, S.F.	16	392	24.5	34	0
14)	B. Cunningham, St.L	14	335	23.9	39	0
15)	Jac. Jones, S.D.-Pit.	17	394	23.2	36	0
16)	Bolden, Den.	14	309	22.1	41	0
17)	D. Williams, Mia.	16	343	21.4	37	0

**WEEK 12 / THROUGH MONDAY, NOVEMBER 30, 2015**

**NFL / LEADERS IN INTERCEPTIONS**

Rank	Player, Team	Int	Yards	Avg	Long	TD
1)	Nelson, Cin.	6	84	14.0	37	0
2t)	Coleman, Car.	5	79	15.8	36t	1
2t)	Adams, Ind.	5	63	12.6	38	1
2t)	M. Williams, NY-J	5	47	9.4	21	0
2t)	Woodson, Oak.	5	22	4.4	11	0
6t)	Norman, Car.	4	110	27.5	46t	2
6t)	Lowery, Ind.	4	96	24.0	69t	1
6t)	Mathieu, Ariz	4	89	22.3	33t	1
6t)	*Peters, K.C.	4	83	20.8	55t	1
6t)	Johnson, St.L	4	69	17.3	29	0
6t)	Ryan, N.E.	4	39	9.8	25	0
6t)	R. Johnson, Ariz	4	21	5.3	11	0
13t)	Talib, Den.	3	123	41.0	63t	2
13t)	Dansby, Cle.	3	93	31.0	52t	2
13t)	McBride, NY-G	3	84	28.0	63t	1
13t)	Rodgers-Cromartie, NY-G	3	72	24.0	58t	1
13t)	Thurmond, Phi.	3	67	22.3	44	0
13t)	Jones, Mia.	3	60	20.0	30t	2
13t)	Hal, Hou.	3	54	18.0	31t	1
13t)	Harmon, N.E.	3	50	16.7	30	0
13t)	Kuechly, Car.	3	48	16.0	32t	1
13t)	Acker, S.F.	3	45	15.0	45	0
13t)	Gilmore, Buf.	3	33	11.0	29	0
13t)	E. Thomas, Sea.	3	32	10.7	32	0
13t)	Brock, S.F.	3	26	8.7	26	0
13t)	Grimes, Mia.	3	19	6.3	17	0
13t)	Mitchell, Pit.	3	16	5.3	9	0
13t)	Allen, Atl.	3	13	4.3	13	0
13t)	Revis, NY-J	3	6	2.0	6	0
13t)	Newman, Min.	3	4	1.3	4	0
13t)	Davis, Car.	3	0	0.0	1	0
13t)	Jenkins, St.L	3	0	0.0	0	0



NFL / LEADERS IN SACKS

Rank	Player, Team	Sacks
1)	Watt, Hou. (DE)	13.5
2)	Ansah, Det. (DE)	11.5
3)	Cha. Jones, N.E. (DE)	10.5
4)	Dunlap, Cin. (DE)	8.5
5t)	Atkins, Cin. (DT)	8.0
5t)	Wilkerson, NY-J (DE)	8.0
7t)	Avril, Sea. (DE)	7.5
7t)	Griffen, Min. (DE)	7.5
7t)	Houston, K.C. (LB)	7.5
10t)	Donald, St.L (DT)	7.0
10t)	Jordan, N.O. (DE)	7.0
10t)	Mack, Oak. (DE)	7.0
10t)	McCoy, T.B. (DT)	7.0
10t)	Miller, Den. (LB)	7.0
10t)	Orakpo, Ten. (LB)	7.0
10t)	Wake, Mia. (DE)	7.0
17t)	Bennett, Sea. (DE)	6.5
17t)	Hali, K.C. (LB)	6.5
17t)	Kerrigan, Was. (LB)	6.5
17t)	Lynch, S.F. (LB)	6.5
17t)	Mercilus, Hou. (LB)	6.5
17t)	Ware, Den. (LB)	6.5
23t)	Dumervil, Bal. (LB)	6.0
23t)	Peppers, G.B. (LB)	6.0
23t)	Short, Car. (DT)	6.0
23t)	J. Smith, T.B. (DE)	6.0
27t)	Cox, Phi. (DE)	5.5
27t)	Ninkovich, N.E. (DE)	5.5
29t)	Baker, Was. (DE)	5.0
29t)	Casey, Ten. (DE)	5.0
29t)	Ealy, Car. (DE)	5.0
29t)	Heyward, Pit. (DE)	5.0
29t)	Houston, Chi. (LB)	5.0
29t)	McPhee, Chi. (LB)	5.0
29t)	Quinn, St.L (DE)	5.0
29t)	Woodyard, Ten. (LB)	5.0
37t)	Addison, Car. (DE)	4.5
37t)	Attaochu, S.D. (LB)	4.5
37t)	Bailey, K.C. (DE)	4.5
37t)	Collins, N.E. (LB)	4.5
37t)	Graham, Phi. (LB)	4.5
37t)	Hardy, Dal. (DE)	4.5
37t)	Irvin, Sea. (LB)	4.5
37t)	Jones, T.B. (DE)	4.5
37t)	Matthews, G.B. (LB)	4.5
37t)	Morgan, Ten. (LB)	4.5
37t)	Tuitt, Pit. (DE)	4.5
48t)	Brooks, S.F. (LB)	4.0
48t)	Colvin, Jac. (DB)	4.0
48t)	J. Crawford, Dal. (DE)	4.0
48t)	T. Crawford, Dal. (DT)	4.0
48t)	Daniels, G.B. (DE)	4.0
48t)	Davis, Car. (LB)	4.0
48t)	*Dupree, Pit. (LB)	4.0
48t)	Ingram, S.D. (LB)	4.0
48t)	*Kendricks, Min. (LB)	4.0
48t)	*Kikaha, N.O. (LB)	4.0
48t)	Mathis, Ind. (LB)	4.0
48t)	Odrick, Jac. (DE)	4.0
48t)	Sheard, N.E. (DE)	4.0
48t)	M. Smith, Oak. (LB)	4.0
48t)	Suh, Mia. (DT)	4.0
48t)	Vernon, Mia. (DE)	4.0

WEEK 12 / THROUGH MONDAY, NOVEMBER 30, 2015

NFL / FUMBLE RECOVERIES

Rank	Player, Team	TotRec	OffRec	DefRec
1t)	Rainey, T.B.	4	4	0
1t)	Tannehill, Mia.	4	4	0
3t)	Bernard, Cin.	3	3	0
3t)	Bortles, Jac.	3	3	0
3t)	Cousins, Was.	3	3	0
3t)	Dalton, Cin.	3	3	0
3t)	Flacco, Bal.	3	3	0
3t)	*Hicks, Phi.	3	0	3
3t)	Manning, NY-G	3	3	0
3t)	*Mumphery, Hou.	3	3	0
3t)	Revis, NY-J	3	0	3
3t)	Ryan, Atl.	3	3	0
3t)	J. Smith, T.B.	3	0	3
3t)	Taylor, Buf.	3	3	0
3t)	*Winston, T.B.	3	3	0

WEEK 12 / THROUGH MONDAY, NOVEMBER 30, 2015

NFL / OFFENSIVE FUMBLE RECOVERIES

Rank	Player, Team	Ret	Yards	Avg	Long	TD
1t)	Rainey, T.B.	4	0	0.0	0	0
1t)	Tannehill, Mia.	4	0	0.0	0	0
3t)	Bernard, Cin.	3	0	0.0	0	0
3t)	Bortles, Jac.	3	0	0.0	0	0
3t)	Cousins, Was.	3	0	0.0	0	0
3t)	Dalton, Cin.	3	0	0.0	0	0
3t)	Flacco, Bal.	3	0	0.0	0	0
3t)	Manning, NY-G	3	0	0.0	0	0
3t)	*Mumphery, Hou.	3	0	0.0	0	0
3t)	Ryan, Atl.	3	0	0.0	0	0
3t)	Taylor, Buf.	3	0	0.0	0	0
3t)	*Winston, T.B.	3	0	0.0	0	0
13t)	McCoy, Buf.	2	6	3.0	6	0
13t)	*Abdullah, Det.	2	0	0.0	0	0
13t)	Bradford, Phi.	2	0	0.0	0	0
13t)	Brees, N.O.	2	0	0.0	0	0
13t)	Cassel, Buf.-Dal.	2	0	0.0	0	0
13t)	Clark, Hou.	2	0	0.0	0	0
13t)	Cutler, Chi.	2	0	0.0	0	0
13t)	*Diggs, Min.	2	0	0.0	0	0
13t)	Fitzpatrick, NY-J	2	0	0.0	0	0
13t)	Foles, St.L	2	0	0.0	0	0
13t)	Johnson, S.F.	2	0	0.0	0	0
13t)	Jones, Atl.	2	0	0.0	0t	1
13t)	Kaepernick, S.F.	2	0	0.0	0	0
13t)	Kelly, Phi.	2	0	0.0	0	0
13t)	Luck, Ind.	2	0	0.0	0	0
13t)	*Mariota, Ten.	2	0	0.0	0	0
13t)	Massie, Ariz	2	0	0.0	0	0
13t)	McCluster, Ten.	2	0	0.0	0	0
13t)	Peterson, Min.	2	0	0.0	0	0
13t)	B. Powell, NY-J	2	0	0.0	0	0
13t)	Rivers, S.D.	2	0	0.0	0	0
13t)	A. Rodgers, G.B.	2	0	0.0	0	0
13t)	Schwartz, Cle.	2	0	0.0	0	0
13t)	Sendlein, Ariz	2	0	0.0	0	0
13t)	Thornton, Ind.	2	0	0.0	0	0
13t)	Wilson, Sea.	2	0	0.0	0	0
13t)	E. Wood, Buf.	2	0	0.0	0	0

**WEEK 12 / THROUGH MONDAY, NOVEMBER 30, 2015**

**NFL / DEFENSIVE FUMBLE RECOVERIES**

Rank	Player, Team	Ret	Yards	Avg	Long	TD
1t)	J. Smith, T.B.	3	22	7.3	10	1
1t)	Revis, NY-J	3	18	6.0	17	0
1t)	*Hicks, Phi.	3	11	3.7	11	0
4t)	Wagner, Sea.	2	45	22.5	23t	2
4t)	Mosley, Bal.	2	41	20.5	41t	1
4t)	Trufant, Atl.	2	21	10.5	24t	1
4t)	Freeny, N.E.	2	12	6.0	7	0
4t)	Wade, NY-G	2	5	2.5	5t	1
4t)	Wright, Sea.	2	4	2.0	4	0
4t)	Ansah, Det.	2	1	0.5	1	0
4t)	Harper, Car.	2	1	0.5	1	0
4t)	Barrett, Den.	2	0	0.0	0	0
4t)	Cox, Phi.	2	0	0.0	0	0
4t)	Johnson, Ten.	2	0	0.0	0	0
4t)	Jar. Jones, Pit.	2	0	0.0	0	0
4t)	Jordan, N.O.	2	0	0.0	0	0
4t)	Melton, T.B.	2	0	0.0	0	0
4t)	Miller, Den.	2	0	0.0	0	0
4t)	Tulloch, Det.	2	0	0.0	0	0
4t)	K. Williams, Cle.	2	0	0.0	0	0
4t)	Breeland, Was.	2	-1	-0.5	0	0
4t)	Howard, K.C.	2	-1	-0.5	0	0
4t)	Jackson, Den.	2	-2	-1.0	0	0



Team/Offense Rank (Within League)

BAL	BUF	CIN	CLE	DEN	HOU	IND	JAX	KC	MIA	NE	NYJ	OAK	PIT	SD	TEN	ARI	ATL	CAR	CHI	DAL	DET	GB	MIN	NO	NYG	PHI	STL	SF	SEA	TB	WAS	
11	19	7	26	21	13	22	18	16	27	2	14	10	4	6	30	TYds/G	1	5	17	20	29	23	24	28	3	15	12	31	32	8	9	25
15	13	5	27	20	32	30	24	11	12	3	19	7	1	10	29	TYds/P	2	9	25	18	21	23	17	22	6	14	28	26	31	4	8	16
18	5	9	31t	17	19	26	24	6	27	29	14	23	8	30	25	RYds/G	12	15	4	16	11	31t	10	1	21	28	13	7	20	2	3	22
18	8	19	32	13	31	28	12	6	7	24	20	15	2	30	22	RshAvG	14	11	16	25	10	29	9	1	21	27	17	5	23	4	3	26
10	28	12t	11	18	12t	14	15	24t	17	1	20	8	6	2	26	PsyD/G	4	5	29	21	27	7	23	31	3	9	16	32	30	22	24t	19
18	17	2	21	22	26	27	29	16	28	4	15	7	3	8	24	PasAvG	1	9	12	11	20	19	23	31	5	14	25	32	30	6	10	13
27	11	5	4	32	9	28	25	1	18	2	26	7	30	6	24	%HdInt	14	21	20	8	31	23	3	12	16	10	29	19	15	13	22	17
3	27	12	26	17	9	11	24	31	25	13	2	1	21	14	29	Sac/PP	7	8	19	10	23	16	22	30	15	4	20	6	28	32	18	5
15	29	9t	30	26t	6	9t	19t	19t	26t	2	17	18	16	4t	22	1D/Gm	1	3	8	23t	13	11t	19t	23t	4t	11t	7	32	31	23t	14	28
25	24	9	8	28	18	7	26	20	31	6	11	4	23	5	29	3D Eff	1	2	16	13	17	21	22	19	3	15	27	32	30	14	10	12
5	26t	11	25	2t	29	7t	9t	2t	32	12t	28	18t	26t	31	18t	4D Eff	18t	9t	2t	12t	18t	18t	18t	24	6	7t	15t	30	15t	1	12t	15t
1	25	12	2	10	22	29	8	20	7	5	13	26	24	32	15	PR Avg	19	3	14	27	31	23	30	11	9	21	4	18	17	16	6	28
9	30	28	7	24	17	12	18	16	25	32	26	21	11	29	23	KR Avg	6	10	31	15	14	1	4	2	27	3	22	19	20	13	8	5
4	8	22	5	24	7	1	12	13	3	20	28	26	30	25	9	GpntAv	32	6	11	21	15	10	29	31	18	16	17	2	23	14	27	19
1	6	12	11	17	26	2	29	4	15	10	31	14	25	30	23	NpntAv	32	7	18	21	5	9	24	28	16	20	8	3	13	27	22	19
15	9t	4	28	16	23	17	22	5t	27	2	7	11	9t	19	30	Pts/Gm	1	14	3	24t	29	26	12	24t	13	5t	20	31	32	8	18	21
26t	20t	20t	6t	8	14	12t	17	25	26t	3	18t	18t	24	10t	16	FG%	9	28	20t	12t	4t	1t	10t	23	31	1t	29	32	6t	4t	30	15

Opponent/Defense Rank (Within League)

BAL	BUF	CIN	CLE	DEN	HOU	IND	JAX	KC	MIA	NE	NYJ	OAK	PIT	SD	TEN	ARI	ATL	CAR	CHI	DAL	DET	GB	MIN	NO	NYG	PHI	STL	SF	SEA	TB	WAS		
17	19	15	30	1	6	26	20	10	28	16	3	27	23	24	7	TYds/G	5	11	2	14	8	18	21	9	31	32	25	13	29	4	12	22	
14	17	14	20	17	30	1	5	25	9	7	23	10	3	24	26	31	TYds/P	11	13	2	22	18	21	19	12	32	29	16	6	28	8	4	27
8	14	13	31	2t	16	24	6	9	32	11	1	18	7	26	17	RYds/G	4	10	2t	29	15	22	23	20	30	19	27t	21	25	5	12	27t	
4	22	28	27	2	23	20	1	12	21	17	5	26	9	32	10	RshAvG	13	6	8	30	16	14	19	24	31	15	25	11	18	7	3	29	
24	22t	17	25	1	3	27	26	11	21	19	12	29	30	22t	6	PsyD/G	10	15	5	2	7	16	18	4	31	32	20	8	28	9	14	13	
19	14	6	30	1	4	23	21	8	27	5	3	17	26	28	24	PasAvG	9	18	2	10	20	25	15	7	32	31	13	12	29	11	16	22	
32	13	5	21	11t	14	4	30	3	17t	20	15	16	22	27	8	%HdInt	2	6	1	28	26	31	10	24	29	7	9	17t	25	23	11t	17t	
14	30	12	29	2	7	28	20	9	17t	4	22	24	10	21	1	Sac/PP	26	31	8	19	23	3	6	15	17t	32	16	5	27	11	13	25	
16t	23	7	20	5	9	21t	26	13t	28	16t	1	30	24	10	13t	1D/Gm	2	21t	3	8	11	16t	15	12	32	31	25	4	29	6	27	16t	
24	12	13	22	4	1	19	31	3	28	14	9	18	23	16	17	3D Eff	7	27	8	26	11	30	15	6	10	32	25	2	21	5	29	20	
13t	1t	13t	29t	13t	20	29t	13t	6	7	21	8	23	5	31t	3t	4D Eff	9	10t	24	10t	25t	25t	17t	10t	28	19	31t	3t	22	1t	25t	17t	
4	18	15	25	12	23	13	30	6	27	5	29	7	21	26	32	PR Avg	14	19	17	22	20	10	3	2	16	24	1	11	9	31	8	28	
32	2	8	7	5	23	4	20	14	10	3	16	19	9	30	21	KR Avg	18	31	28	29	24	22	27	26	25	6	11	12	13	17	15	1	
22	6t	18	6t	27	28	8	2	17	10	26	29	15	9	1	32	GpntAv	23	16	31	4	13	5	3	12	14	30	19	20	11	21	25	24	
6	20	5	1	30	26	28	2	18	3	9	23	10	15	21	32	NpntAv	27	12	31	16	29	17	8	11	4	25	19	13	14	22	7	24	
24	15t	1	31	4	13t	17	29	7	27	5	9	26	11t	30	15t	Pts/Gm	10	13t	3	19	18	28	6	2	32	22	23	11t	21	8	25	20	
12	15	22t	14	13	2	4	6t	29	5	3	22t	24	8t	21	16t	FG%	30t	1	8t	27	16t	25t	6t	18t	25t	20	30t	28	8t	30t	18t	8t	

# EAGLES CARE COMMUNITY MONDAY



## PLAY 60 PEP RALLY AT COOK-WISSAHICKON ELEMENTARY SCHOOL MONDAY, NOVEMBER 30, 2015

**Location:** Cook-Wissahickon Elementary School  
**Eagles Participation:** Caleb Sturgis, SWOOP, Eagles Cheerleaders

Considered one of the most important meals of the day, a healthy breakfast provides the essential nutrients and fuel that keep the body strong. When young children are at the critical stage of growing both physically and mentally, it is vital for their development that they adopt and maintain a balanced diet.

To recognize Cook-Wissahickon Elementary School for their commitment to healthy eating and physical fitness through the NFL's Fuel Up to Play 60 program, the Eagles and Mid-Atlantic Dairy Association (MDA) presented the school with a \$10,000

Hometown grant on Monday. The check presentation was part of a PLAY 60 school pep rally where Eagles kicker Caleb Sturgis, mascot SWOOP and Eagles Cheerleaders emphasized the importance of living a healthy lifestyle. Two farmers from the MDA were also on hand to teach students about healthy eating habits.

Fuel Up to Play 60 is an in-school nutrition and physical activity program launched by the National Dairy Council and NFL, in collaboration with the USDA, to help encourage today's youth to lead healthier lives.



During the NFL season, Monday is typically reserved as a day off for the team. Many Eagles players, however, use this opportunity to enhance the quality of life for residents in the Delaware Valley through the **Eagles Care Community Monday** initiative.

# EAGLES CARE COMMUNITY MONDAY



## EAGLES EMPLOYEES PACKAGE 100 THANKSGIVING BASKETS MONDAY, NOVEMBER 23, 2015

**Location:** NovaCare Complex

**Eagles Participation:** Brandon Graham, Bennie Logan, Christina Weiss Lurie, Eagles Employees

Studies have shown that the poverty rate in Philadelphia is double at both the national and state levels, leaving more than one-third of children in this city hungry on a daily basis. Many underserved families have to make tough decisions due to a lack of financial resources and most often, food is the first sacrifice.

No family deserves to go hungry, especially with the Thanksgiving holiday right around the corner. On Monday, the Eagles and Northern Children's Services tackled hunger by packaging 100 Thanksgiving baskets for families in need. An assembly line with

various food stations was formed in the lobby conference room where Eagles players, team employees and volunteers packaged the items. The Thanksgiving meals, donated by ACME, will be distributed to the designated families in time for the holiday.

As one of five Eagles Care partners in 2015, Northern Children's Services (formerly Northern Home for Children) is a comprehensive social service agency providing a continuum of behavioral health and child welfare services to children and families throughout the Greater Philadelphia area.



During the NFL season, Monday is typically reserved as a day off for the team. Many Eagles players, however, use this opportunity to enhance the quality of life for residents in the Delaware Valley through the **Eagles Care Community Monday** initiative.



# EAGLES CARE PROGRAM



As proud Philadelphians who take their responsibility to the community seriously, the Eagles believe there is no offseason to good citizenship. The Eagles work with a number of organizations in the Philadelphia region to strengthen and support a high quality of life for generations of fans because they believe that strong non-profits build strong communities.

The Eagles host a variety of events and campaigns year-round that aim to inspire, motivate and educate. As a professional football team, the Eagles have a unique platform to reach the community and have a long-lasting effect.

The team takes great pride in serving the fans, local non-profits and the region at large because, to the Eagles, making the Delaware Valley proud is just as important off the field as it is on it.



DT Beau Allen



LB Connor Barwin

## FLYING HIGH IN THE COMMUNITY



WR Jordan Matthews



S Chris Maragos

- **Eagles Care Community Partners:** Each season, the Eagles partner with five charitable organizations as a way to support and uplift the tri-state area. The 2015 partners include the Family Lives on Foundation, Greener Partners, Little Smiles, Northern Children's Services and Steppingstone Scholars.
- **Community Mondays:** Eagles players use their day off during the season to positively impact the region by visiting local children's hospitals, elementary schools, retirement and environmental centers, food pantries and more.
- **Huddle Up For Autism:** A landmark event at Lincoln Financial Field that strives to educate, raise awareness and fundraise for Autism Spectrum Disorder.
- **Youth Football:** Serves as a presence to all youth football constituencies, enables relationship building, stems the tide of youth football players abandoning the game and grows the team's connection to the community.
- **Eagles Care Summit:** Non-profits from the tri-state area assemble at the team's practice facility, the NovaCare Complex, to learn and share best practices in an effort to strengthen our non-profit community.
- **Tackling Breast Cancer:** As part of the NFL's national campaign "A Crucial Catch," the Eagles recognize survivors while also raising awareness for breast cancer every October.
- **PLAY 60:** Encourages the children in our communities to get at least 60 minutes of exercise a day, eat healthy and stay fit by playing football or any other physical activity.
- **Hometown Hero:** Servicemen and women of our country are honored at home games during the season for their bravery and patriotism.



LS Jon Dorenbos



SWOOP



# EAGLES YOUTH PARTNERSHIP



Since 1995, Eagles Youth Partnership (EYP) has served more than one million youth, bringing health and educational programming to those who lack access in the Greater Philadelphia region.

As a 501(c)(3) public charity supported by the Eagles, diverse corporations, foundations and individuals, EYP leverages the power of a sports team to be a positive force in urban communities that are economically disadvantaged.



Each year, the entire Eagles organization comes together - players, coaches, leadership, staff - and teams up with a local Philadelphia elementary school to revitalize the vacant schoolyard. Everyone works together with shovels, paintbrushes, power drills and optimism in an effort to bring joy to the school community. EYP continues its commitment even after the playground is built by providing annual grants for its maintenance and student activities, as well as bringing its direct service programs to the school each year.



Each year, more than 200 Philadelphia students compete in a day-long chess tournament at Lincoln Financial Field, culminating in an awards ceremony in the Eagles Locker Room.



To show appreciation for the support and commitment to the community, the entire Eagles organization hosts fans for an exclusive dining experience at Lincoln Financial Field, benefiting EYP.



## EAGLES EYE MOBILE

Inspired by former Pro Bowl guard Jermaine Mayberry, the Eagles Eye Mobile has been providing free vision screenings, exams, prescription eyeglasses and follow-up care for under- and uninsured youth in the community since 1996.

**How It Works:** The "eye doctor on wheels" travels to more than 120 schools annually, providing free vision care and prescription eyeglasses for youth who need it most.

**Did You Know:** Since 1996, 67% of youth treated on the Eagles Eye Mobile have needed glasses and more than 50,000 pairs have been provided.



## EAGLES BOOK MOBILE

The Eagles Book Mobile tackles literacy to give children a better field position in their lives. The program has been nurturing a love for reading in children, focusing on first through third grade students in an effort to ensure that children can read on grade level by the time they enter fourth grade.

**How It Works:** The Eagles Storybook Man travels to more than 280 sites annually where he conducts an interactive reading session with the children and provides each of them with a brand-new book to keep.


**Did You Know:** Since 2000, the Eagles Book Mobile has donated more than half a million books to kids and has traveled over 70,000 miles.



Eagles staff members each pair up with a second grade student from a local elementary school to promote literacy success by engaging students with reading activities and one-on-one attention.



# GO GREEN INITIATIVE



The Eagles believe the path to sustainability is a journey, not a destination, which is why they developed their Go Green program in 2003 with the opening of Lincoln Financial Field.

What started with a blue recycling bin under each employee's desk has grown into a company-wide sustainability initiative that aims to reduce the organization's overall impact on the environment in a financially-responsible manner.

With the help of partners and fans, the Eagles have been able to develop a multi-year curriculum and action plan that incorporates green energy production, recycling, composting, energy efficiency, reforestation and much more.

The Eagles, who wear the color "green" with pride, view it as their responsibility to be leaders both on and off the football field.

## SOLAR & WIND ENERGY

In March 2012, the Eagles and NRG announced a sustainable energy partnership which made the organization's vision of clean power for Lincoln Financial Field a reality. When the project became fully operational in February 2013, it allowed the Eagles' home in Philadelphia to be among the greenest major sports facilities in the world.

### SOLAR & WIND STATISTICS

- Largest solar power system in the NFL
- Produces around four megawatts of energy annually
- Four megawatts equates to roughly 30% of the team's annual energy usage and is about six times the amount of power needed for all of the team's 10 home games each season
- 100% of the team's operations are powered by the sun and wind

### WIND TURBINE FACTS

- 14 total (7 on north side, 7 on south side)
- Height: 15 feet
- Width: 9.8 feet
- Weight: 1,016 pounds

### SOLAR PANEL FACTS

- 11,108 total
- 274,848 total square feet
- North Parking Lot: 8,096 panels
- Roof: 1,452 panels
- Solar Wing: 1,380 panels
- 11th Street Pavilion: 180 panels



## SUSTAINABILITY EFFORTS

- Lincoln Financial Field's annual electricity usage has been cut by more than 50% since 2004
- Through the team's energy-from-waste program, the Eagles are able to divert 100% of their waste from landfills
- Cooking oils are converted into bio-diesel fuel which powers the team's field maintenance vehicles
- With the help of The Conservation Fund, the Eagles offset 100% of their own travel emissions through the "Go Zero" program
- Cups and flatware are created from bio-plastics which biodegrade in just 45 days
- The team supports reforestation projects by planting trees in various cities, including the "Eagles Forest" in Bensalem, PA
- To conserve energy, lower-wattage light bulbs and automatic sensors/timers have been installed in team buildings
- Corporate offices are stocked with paper made from 100% chlorine-free post-consumer fibers



# LINCOLN FINANCIAL FIELD



Home to the Philadelphia Eagles, Lincoln Financial Field is a prime destination for world-class entertainment, providing the highest quality sports and entertainment experiences for fans in a safe, clean and friendly environment.

In addition to 10 Eagles home games each season, Lincoln Financial Field continues to showcase high-profile sporting events and unique experiences year-round.


Since opening in August 2003, Lincoln Financial Field has hosted nearly 20 sold-out concerts, has welcomed some of the world's most distinguished soccer clubs and serves as the home to Temple University football and the historic Army-Navy game. Additionally, the stadium has hosted multiple NCAA Lacrosse Championships, as well as Monster Jam and many other marquee events.

A state-of-the-art facility located in the heart of Philadelphia, Lincoln Financial Field will continue to provide an electrifying atmosphere for the public in its effort to become one of the world's most-admired stadiums for sports and entertainment.

## BY THE NUMBERS

<b>Broke Ground</b>	<b>May 7, 2001</b>
<b>Opened</b>	<b>August 3, 2003</b>
<b>Revitalized</b>	<b>Feb. '12 - Aug. '14</b>
<b>Capacity</b>	<b>69,596</b>
<b>Executive Suites</b>	<b>172</b>
<b>Concessions</b>	<b>62</b>
<b>HD Televisions</b>	<b>1,185</b>
<b>Wi-Fi Connections</b>	<b>45,000</b>
<b>North End Zone HD Video Board</b>	<b>5,184 sq. ft.</b>
<b>South End Zone HD Video Board</b>	<b>4,320 sq. ft.</b>
<b>Concerts</b>	<b>21</b>
<b>Soccer Matches</b>	<b>15</b>
<b>Home Record (Regular Season + Playoffs)</b>	<b>59-44 (.746)</b>
<b>Twitter</b>	<b>@LFFStadium</b>

## STAYING AHEAD OF THE GAME



The Eagles are always striving for new ways to dramatically enhance the gameday experience for its fans. In August 2014, the organization completed a \$125 million revitalization project to ensure that guests of Lincoln Financial Field are enjoying their in-stadium experience through enhanced convenience, comfort and connectivity.

### NEW ELEMENTS INTRODUCED TO LINCOLN FINANCIAL FIELD

- Two brand-new HD video boards (22,000 sq. ft.)
- LED ribbon-board installation for 360° of video and animation
- 1,626 added seats in lower, middle and upper level bowls
- Two new bridges for easier access around stadium
- 1,185 new HD TVs installed in clubs, suites and on concourse
- Integrated Wi-Fi system
- Touchdown Club and suite level enhancements
- Upgraded team imagery around stadium



# LINCOLN FINANCIAL FIELD



## HOME TO THE PHILADELPHIA EAGLES



## 21 WORLD TOURS & CONCERTS

### LFF CONCERTS

- September 1, 2015: One Direction
- August 30, 2015: Kevin Hart
- July 11, 2015: Kenny Chesney
- June 13, 2015: Taylor Swift
- June 12, 2015: Taylor Swift
- August 15, 2014: Luke Bryan
- August 14, 2014: One Direction
- August 13, 2014: One Direction
- July 20, 2013: Taylor Swift
- July 19, 2013: Taylor Swift
- June 8, 2013: Kenny Chesney
- June 16, 2012: Kenny Chesney
- August 6, 2011: Taylor Swift
- July 14, 2011: U2
- June 18, 2011: Kenny Chesney
- June 27, 2009: Kenny Chesney
- July 19, 2008: Kenny Chesney
- June 23, 2007: Kenny Chesney
- August 11, 2003: Bruce Springsteen
- August 9, 2003: Bruce Springsteen
- August 8, 2003: Bruce Springsteen



## THE ARMY-NAVY GAME



### ARMY-NAVY HISTORY

- December 14, 2013: Navy, 34-7
- December 8, 2012: Navy, 17-13
- December 11, 2010: Navy, 31-17
- December 12, 2009: Navy, 17-3
- December 6, 2008: Navy, 34-0
- December 2, 2006: Navy, 26-14
- December 3, 2005: Navy, 42-23
- December 4, 2004: Navy, 42-13
- December 6, 2003: Navy, 34-6





# LINCOLN FINANCIAL FIELD



## 15 NATIONAL & INTERNATIONAL SOCCER MATCHES



### LFF SOCCER MATCHES

- July 26, 2015: CONCACAF Gold Cup Final  
Mexico vs. Jamaica
- August 2, 2014: A.S. Roma vs. Inter Milan
- August 11, 2012: Real Madrid vs. Celtic
- August 10, 2011: USA vs. Mexico (men)
- July 23, 2011: Philadelphia Union vs. Real Madrid
- May 29, 2010: USA vs. Turkey (men)
- May 15, 2010: Philadelphia Union vs. FC Dallas
- April 10, 2010: Philadelphia Union vs. DC United
- September 13, 2008: USA vs. Ireland (women)
- November 6, 2004: USA vs. Denmark (women)
- August 2, 2004: A.C. Milan vs. Chelsea
- July 28, 2004: Manchester United vs. Glasgow Celtic
- September 25, 2003: Women's World Cup
- September 20, 2003: Women's World Cup
- August 3, 2003: Manchester United vs. FC Barcelona



## STADIUM ENTERTAINMENT & FAN ENGAGEMENT

