

NEW ENGLAND PATRIOTS

GAME RELEASE

REGULAR SEASON WEEK 13

NEW ENGLAND PATRIOTS vs. PHILADELPHIA EAGLES

MEDIA SCHEDULE

WEDNESDAY, DECEMBER 2

| | |
|--|--|
| TBD | Media Check-In and Media Workroom |
| TBD | Patriots Head Coach Bill Belichick |
| | Press Availability (Media Workroom) |
| TBD | Media Availability (Open Locker Room) |
| TBD | Patriots QB Tom Brady Press Availability |
| TBD | Media Meal Provided |
| TBD | Media Access to Practice (Upper Grass Fields. Access limited until team drills begin.) |
| Philadelphia Eagles Conference Calls to New England | |
| 9:45 a.m. | Eagles Head Coach Chip Kelly |
| 1:20 p.m. | Eagles Player TBD |

THURSDAY, DECEMBER 3

| | |
|-----|--|
| TBD | Media Check-In and Media Workroom |
| TBD | Media Access to Practice (Upper Grass Fields. Access limited until team drills begin.) |
| TBD | Media Availability (Open Locker Room) |

FRIDAY, DECEMBER 4

| | |
|-----|--|
| TBD | Media Check-In and Media Workroom |
| TBD | Media Access to Practice (Upper Grass Fields. Access limited until team drills begin.) |
| TBD | Media Availability (Open Locker Room) |

SATURDAY, DECEMBER 5

No Media Availability Scheduled

SUNDAY, DECEMBER 6

4:25 p.m. New England Patriots at Philadelphia Eagles

2015 PATRIOTS SCHEDULE

REGULAR SEASON (10-1)

| | | | |
|------------------|-----------------|------------|------|
| Thurs., Sept. 10 | Pittsburgh | 28-21 | W |
| Sun., Sept. 20 | at Buffalo | 40-32 | W |
| Sun., Sept. 27 | Jacksonville | 51-17 | W |
| Sun., Oct. 4 | BYE WEEK | | |
| Sun., Oct. 11 | at Dallas | 30-6 | W |
| Sun., Oct. 18 | at Indianapolis | 34-27 | W |
| Sun., Oct. 25 | N.Y. Jets | 30-23 | W |
| Thurs., Oct. 29 | Miami | 36-7 | W |
| Sun., Nov. 8 | Washington | 27-10 | W |
| Sun., Nov. 15 | at N.Y. Giants | 27-26 | W |
| Mon., Nov. 23 | Buffalo | 20-13 | W |
| Sun., Nov. 29 | at Denver | 24-30 (OT) | L |
| Sun., Dec. 6 | Philadelphia | 4:25 p.m. | FOX* |
| Sun., Dec. 13 | at Houston | 8:30 p.m. | NBC |
| Sun., Dec. 20 | Tennessee | 1:00 p.m. | CBS* |
| Sun., Dec. 27 | at N.Y. Jets | 1:00 p.m. | CBS* |
| Sun., Jan. 3 | at Miami | 1:00 p.m. | CBS* |

*Game time and network subject to possible flexible scheduling adjustment

2015 AFC EAST STANDINGS

| TEAM | W | L | T | PCT. | PF | PA |
|----------------|----|---|---|------|-----|-----|
| NEW ENGLAND | 10 | 1 | 0 | .909 | 347 | 212 |
| New York Jets | 6 | 5 | 0 | .545 | 272 | 228 |
| Buffalo Bills | 5 | 6 | 0 | .455 | 266 | 257 |
| Miami Dolphins | 4 | 7 | 0 | .364 | 225 | 287 |

GAME SUMMARY

NEW ENGLAND PATRIOTS (10-1) vs. PHILADELPHIA EAGLES (4-7)

Sunday Dec. 6, 2015 • Gillette Stadium (66,829) • 4:25 p.m. ET

The New England Patriots snapped a 10-game winning streak with a 30-24 overtime loss at Denver last week in snowy conditions on Sunday Night Football. The Patriots will return to the confines of Gillette Stadium this Sunday to face the Philadelphia Eagles.

Since the beginning of the 2003 season, the Patriots are 38-4 (.905) in regular-season games following a loss, including 11 straight wins following a defeat since 2012. The Patriots have dropped back-to-back regular season games just four times since 2003 (2006, 2009, 2011 and 2012). As a starter in his career, Tom Brady is 40-8 in games following a loss.

This Sunday's game will be the Patriots fourth meeting against an NFC East team in 2015. The team will look for a sweep of the NFC East following a 30-6 win at Dallas on Oct. 11, a 27-10 victory at home vs. Washington on Nov. 8 and a 27-26 win at the New York Giants on Nov. 15.

BROADCAST INFORMATION

TELEVISION: This week's game will be broadcast by FOX and can be seen locally on WFXT-TV Channel 25 in Boston. Thom Brennemman will handle play-by-play duties with Charles Davis as the color analyst. Tony Siragusa will work the sidelines. The game will be produced by Mark Teitelman and directed by Greg Scoppettone.

NATIONAL RADIO: This week's game will be broadcast to a national audience on ESPN Radio. Bill Rosinski and Mark Dominik will call the game. Michelle Steele will work the sidelines.

LOCAL RADIO: 98.5 FM, The Sports Hub, is the flagship station for the Patriots Radio Network. Play-by-play broadcaster Bob Socci will call the action along with former Patriots quarterback Scott Zolak, who will provide color analysis. Produced by Marc Cappello.

BELICHICK LOOKING FOR ELEVEN

Bill Belichick is one win shy of his 13th 11-win season, which would tie Don Shula for most in NFL history. Belichick has 11 seasons with at least 11 wins with New England and one such season with Cleveland.

NFL HEAD COACHES WITH THE MOST 11-WIN SEASONS

| | |
|-----------------------|-----------|
| Don Shula | 13 |
| Bill Belichick | 12 |
| Tom Landry | 10 |

WEEK 13 HIGHLIGHTS

PAGE 22: Patriots vs. Eagles is one of 19 Super Bowl rematches featured this season as part of the NFL's 50th Super Bowl Celebration.

PAGE 24: New England owns the NFL's best record in December since 2001.

PAGE 34: Tom Brady has 28 touchdowns in 2015 and is just two touchdown passes short of his sixth 30 TD-pass season of his career.

PAGE 38: Tom Brady's record in December is best among all quarterbacks in NFL history.

MEDIA CONTACTS

PATRIOTS MEDIA RELATIONS OFFICE: 508-384-4203

Stacey James, Vice President of Media Relations, staceyj@patriots.com, 508-326-6868
 Aaron Salkin, Director of Media Relations, aarons@patriots.com, 508-326-6870
 Michael Jurovaty, Asst. Director of Media Relations, mjurovaty@patriots.com, 508-326-6187
 Cecily Faenza, Social Media Manager, cecilyf@patriots.com, 774-254-7917
 Travis Basciotta, Media Relations Coord., travisb@patriots.com, 508-431-7773
 Jeremie Smith, Corporate Communications Coord., jeremies@patriots.com, 508-549-0492

GILLETTE STADIUM • ONE PATRIOT PLACE • FOXBOROUGH, MA 02035

TEL: 508-384-9105 • FAX: 508-543-9053

PATRIOTS.COM • HTTP://MEDIA.PATRIOTS.COM





2015 OFFENSIVE STATISTICS

WON 10, LOST 1

| | | |
|------------------|--------------------|--------|
| 09/10 W 28-21 | Pittsburgh | 66,829 |
| 09/20 W 40-32 | at Buffalo | 70,858 |
| 09/27 W 51-17 | Jacksonville | 66,829 |
| 10/11 W 30- 6 | at Dallas | 93,054 |
| 10/18 W 34-27 | at Indianapolis | 66,726 |
| 10/25 W 30-23 | New York Jets | 66,829 |
| 10/29 W 36- 7 | Miami | 66,829 |
| 11/08 W 27-10 | Washington | 66,829 |
| 11/15 W 27-26 | at New York Giants | 81,061 |
| 11/23 W 20-13 | Buffalo | 66,829 |
| 11/29 L 24-30 OT | at Denver | 76,970 |
| 12/06 | Philadelphia | |
| 12/13 | at Houston | |
| 12/20 | Tennessee | |
| 12/27 | at New York Jets | |
| 01/03 | at Miami | |

N.E. Opp.

| | | |
|--------------------|---------|---------|
| TOTAL FIRST DOWNS | 257 | 222 |
| Rushing | 62 | 56 |
| Passing | 172 | 148 |
| Penalty | 23 | 18 |
| 3rd Down: Made/Att | 62/142 | 59/155 |
| 3rd Down Pct. | 43.7 | 38.1 |
| 4th Down: Made/Att | 5/9 | 8/14 |
| 4th Down Pct. | 55.6 | 57.1 |
| POSSESSION AVG. | 29:43 | 30:17 |
| TOTAL NET YARDS | 4425 | 3846 |
| Avg. Per Game | 402.3 | 349.6 |
| Total Plays | 728 | 730 |
| Avg. Per Play | 6.1 | 5.3 |
| NET YARDS RUSHING | 959 | 1067 |
| Avg. Per Game | 87.2 | 97.0 |
| Total Rushes | 252 | 260 |
| NET YARDS PASSING | 3466 | 2779 |
| Avg. Per Game | 315.1 | 252.6 |
| Sacked/Yards Lost | 25/134 | 35/231 |
| Gross Yards | 3600 | 3010 |
| Att./Completions | 451/294 | 435/261 |
| Completion Pct. | 65.2 | 60.0 |
| Had Intercepted | 4 | 10 |
| PUNTS/AVERAGE | 46/44.9 | 57/46.4 |
| NET PUNTING AVG. | 46/41.1 | 57/39.4 |
| PENALTIES/YARDS | 74/700 | 81/719 |
| FUMBLES/BALL LOST | 11/5 | 18/5 |
| TOUCHDOWNS | 39 | 24 |
| Rushing | 11 | 8 |
| Passing | 28 | 15 |
| Returns | 0 | 1 |

| * SCORE BY PERIODS | Q1 | Q2 | Q3 | Q4 | OT | PTS |
|--------------------|----|----|----|----|----|-----|
| TEAM | 75 | 99 | 77 | 96 | 0 | 347 |
| OPPONENTS | 27 | 56 | 45 | 78 | 6 | 212 |

| * SCORING | TD-Ru | Pa | Rt | K-PAT | FG | S | PTS |
|--------------|-------|----|----|-------|-------|-------|-------|
| Gostkowski | 0 | 0 | 0 | 0 | 39/39 | 24/25 | 0 111 |
| Gronkowski | 9 | 0 | 9 | 0 | | | 0 54 |
| Blount | 7 | 6 | 1 | 0 | | | 0 42 |
| Edelman | 7 | 0 | 7 | 0 | | | 0 42 |
| Lewis | 4 | 2 | 2 | 0 | | | 0 24 |
| Chandler | 3 | 0 | 3 | 0 | | | 0 18 |
| Amendola | 2 | 0 | 2 | 0 | | | 0 12 |
| Bolden | 2 | 0 | 2 | 0 | | | 0 12 |
| Brady | 2 | 2 | 0 | 0 | | | 0 12 |
| White | 2 | 1 | 1 | 0 | | | 0 12 |
| K. Martin LG | 1 | 0 | 1 | 0 | | | 0 6 |
| K. Martin TM | 1 | 0 | 1 | 0 | | | 0 6 |
| TEAM | 39 | 11 | 28 | 0 | 39/39 | 24/25 | 1 347 |
| OPPONENTS | 24 | 8 | 15 | 1 | 18/20 | 16/21 | 0 212 |

SACKS: Cha. Jones 10.5, Ninkovich 5.5, Collins 4.5, Sheard 4, Hightower 3.5, M. Brown 3, Branch 1, Easley 1, Freeny 1, McCourty 1, TM 35, OPP 25
FUM/LOST: Brady 5/2, Lewis 2/1, Blount 1/0, Edelman 1/1, Freeny 1/0, Harper 1/1

| * PASSING | Att | Cmp | Yds | Cmp% | Yds/Att | TD | TD% | Int | Int% | Long | Sack/Lost | Rating |
|-----------|-----|-----|------|------|---------|----|-----|-----|------|------|-----------|--------|
| Brady | 451 | 294 | 3600 | 65.2 | 7.98 | 28 | 6.2 | 4 | 0.9 | 76t | 25/ 134 | 106.7 |
| TEAM | 451 | 294 | 3600 | 65.2 | 7.98 | 28 | 6.2 | 4 | 0.9 | 76t | 25/ 134 | 106.7 |
| OPPONENTS | 435 | 261 | 3010 | 60.0 | 6.92 | 15 | 3.4 | 10 | 2.3 | 87t | 35/ 231 | 82.8 |

| * RUSHING | No. | Yds | Avg | Long | TD |
|-----------|-----|------|------|------|----|
| Blount | 142 | 596 | 4.2 | 38t | 6 |
| Lewis | 49 | 234 | 4.8 | 13 | 2 |
| Bolden | 16 | 37 | 2.3 | 12 | 0 |
| White | 13 | 35 | 2.7 | 8 | 1 |
| Brady | 22 | 28 | 1.3 | 11 | 2 |
| Edelman | 3 | 23 | 7.7 | 12 | 0 |
| Amendola | 2 | 11 | 5.5 | 8 | 0 |
| Garoppolo | 5 | -5 | -1.0 | -1 | 0 |
| TEAM | 252 | 959 | 3.8 | 38t | 11 |
| OPPONENTS | 260 | 1067 | 4.1 | 48t | 8 |

| * RECEIVING | No. | Yds | Avg | Long | TD |
|--------------|-----|------|------|------|----|
| Edelman | 61 | 692 | 11.3 | 59t | 7 |
| Gronkowski | 57 | 931 | 16.3 | 76t | 9 |
| Amendola | 49 | 520 | 10.6 | 41 | 2 |
| Lewis | 36 | 388 | 10.8 | 40 | 2 |
| LaFell | 21 | 342 | 16.3 | 54 | 0 |
| Chandler | 19 | 198 | 10.4 | 26 | 3 |
| Dobson | 13 | 141 | 10.8 | 24 | 0 |
| White | 12 | 95 | 7.9 | 20t | 1 |
| Bolden | 9 | 125 | 13.9 | 63t | 2 |
| K. Martin LG | 7 | 103 | 14.7 | 39 | 1 |
| K. Martin TM | 7 | 103 | 14.7 | 39 | 1 |
| Blount | 6 | 43 | 7.2 | 14 | 1 |
| M. Williams | 2 | 19 | 9.5 | 15 | 0 |
| Cadet TM | 1 | 2 | 2.0 | 2 | 0 |
| Cleveland | 1 | 1 | 1.0 | 1 | 0 |
| TEAM | 294 | 3600 | 12.2 | 76t | 28 |
| OPPONENTS | 261 | 3010 | 11.5 | 87t | 15 |

| * INTERCEPTIONS | No. | Yds | Avg | Long | TD |
|-----------------|-----|-----|------|------|----|
| Ryan | 4 | 39 | 9.8 | 25 | 0 |
| Harmon | 3 | 50 | 16.7 | 30 | 0 |
| McCourty | 1 | 27 | 27.0 | 27 | 0 |
| Butler | 1 | 9 | 9.0 | 9 | 0 |
| Cha. Jones | 1 | 0 | 0.0 | 0 | 0 |
| TEAM | 10 | 125 | 12.5 | 30 | 0 |
| OPPONENTS | 4 | 64 | 16.0 | 44 | 1 |

| * PUNTING | No. | Yds | Avg | Net | TB | In | Lg | B |
|-----------|-----|------|------|------|----|----|----|---|
| Allen | 46 | 2064 | 44.9 | 41.1 | 2 | 23 | 67 | 0 |
| TEAM | 46 | 2064 | 44.9 | 41.1 | 2 | 23 | 67 | 0 |
| OPPONENTS | 57 | 2644 | 46.4 | 39.4 | 3 | 12 | 70 | 0 |

| * PUNT RETURNS | Ret | FC | Yds | Avg | Long | TD |
|----------------|-----|----|-----|------|------|----|
| Amendola | 18 | 7 | 239 | 13.3 | 82 | 0 |
| Edelman | 10 | 1 | 81 | 8.1 | 19 | 0 |
| Harper | 3 | 2 | 17 | 5.7 | 10 | 0 |
| Chung | 1 | 0 | 4 | 4.0 | 4 | 0 |
| TEAM | 32 | 10 | 341 | 10.7 | 82 | 0 |
| OPPONENTS | 25 | 9 | 135 | 5.4 | 17 | 0 |

| * KICKOFF RETURNS | No. | Yds | Avg | Long | TD |
|-------------------|-----|-----|------|------|----|
| Amendola | 8 | 172 | 21.5 | 29 | 0 |
| McCourty | 2 | 0 | 0.0 | 0 | 0 |
| M. Williams | 2 | 18 | 9.0 | 10 | 0 |
| Chung | 1 | 17 | 17.0 | 17 | 0 |
| Gronkowski | 1 | 5 | 5.0 | 5 | 0 |
| TEAM | 14 | 212 | 15.1 | 29 | 0 |
| OPPONENTS | 22 | 429 | 19.5 | 50 | 0 |

| * FIELD GOALS | 1-19 | 20-29 | 30-39 | 40-49 | 50+ |
|---------------|--|-------|-------|-------|-----|
| Gostkowski | 0/ 0 | 6/ 6 | 7/ 7 | 7/ 7 | 4/5 |
| TEAM | 0/ 0 | 6/ 6 | 7/ 7 | 7/ 7 | 4/5 |
| OPPONENTS | 0/ 0 | 6/ 6 | 4/ 4 | 2/ 6 | 4/5 |
| Gostkowski: | () (46G, 21G, 50G, 25G) (46G, 20G, 46G) | | | | |
| | 0 12 (49G, 57G, 34G) (40G, 35G) (38G, 46G, 24G) (52G, 36G) | | | | |
| | 0 12 (21G, 21G) (31G, 54G) (35G, 54N, 35G) (47G) | | | | |
| | 0 6 OPP: (44N, 46N, 44G, 24G) () (40G) (51G, 23G) () (20G, | | | | |
| | 0 6 30G, 55G) (63N) (23G) (37G, 38G, 53G, 29G) (52G, 48N, 33G) | | | | |
| | (47N, 21G) | | | | |

2-Pt Conv: TM 0-0, OPP 1-3



2015 DEFENSIVE STATISTICS

Tackle Statistics based on Play-by-Play

| PLAYER Name | TACKLES | | | SACKS | | | INTERCEPTIONS | | | | FUMBLES | | | | SP. TEAMS | | | | |
|------------------|---------|-----|-----|-------|-------|----|---------------|-----|----|----|---------|----|-----|----|-----------|----|---|----|----|
| | TT | UT | A | S | Yds | QH | Int | Yds | TD | PD | FF | FR | Yds | TD | TT | UT | A | FF | FR |
| Logan Ryan | 60 | 45 | 15 | 0.0 | 0.0 | 0 | 4 | 39 | 0 | 12 | 0 | 0 | 0 | 0 | 0 | 0 | 0 | 0 | 0 |
| Dont'a Hightower | 55 | 48 | 7 | 3.5 | 26.5 | 6 | 0 | 0 | 0 | 1 | 0 | 1 | 0 | 0 | 0 | 0 | 0 | 0 | 0 |
| Patrick Chung | 55 | 32 | 23 | 0.0 | 0.0 | 0 | 0 | 0 | 0 | 7 | 0 | 0 | 0 | 0 | 3 | 3 | 0 | 0 | 0 |
| Malcolm Butler | 52 | 42 | 10 | 0.0 | 0.0 | 0 | 1 | 9 | 0 | 12 | 0 | 0 | 0 | 0 | 0 | 0 | 0 | 0 | 0 |
| Jamie Collins | 51 | 38 | 13 | 4.5 | 24.5 | 4 | 0 | 0 | 0 | 1 | 3 | 0 | 0 | 0 | 0 | 0 | 0 | 0 | 0 |
| Devin McCourty | 48 | 39 | 9 | 1.0 | 13.0 | 1 | 1 | 27 | 0 | 5 | 0 | 0 | 0 | 0 | 2 | 2 | 0 | 0 | 0 |
| Jonathan Freeny | 38 | 25 | 13 | 1.0 | 13.0 | 1 | 0 | 0 | 0 | 1 | 1 | 1 | 7 | 0 | 2 | 1 | 1 | 0 | 1 |
| Rob Ninkovich | 34 | 23 | 11 | 5.5 | 37.0 | 13 | 0 | 0 | 0 | 5 | 1 | 1 | 0 | 0 | 0 | 0 | 0 | 0 | 0 |
| Chandler Jones | 33 | 35 | 8 | 10.5 | 61.5 | 14 | 1 | 0 | 0 | 2 | 3 | 0 | 0 | 0 | 0 | 0 | 0 | 0 | 0 |
| Malcom Brown | 31 | 19 | 12 | 3.0 | 17.0 | 3 | 0 | 0 | 0 | 0 | 0 | 0 | 0 | 0 | 0 | 0 | 0 | 0 | 0 |
| Jerod Mayo | 24 | 16 | 8 | 0.0 | 0.0 | 2 | 0 | 0 | 0 | 0 | 0 | 0 | 0 | 0 | 0 | 0 | 0 | 0 | 0 |
| Sealver Siliga | 24 | 12 | 12 | 0.0 | 0.0 | 0 | 0 | 0 | 0 | 0 | 0 | 0 | 0 | 0 | 0 | 0 | 0 | 0 | 0 |
| Justin Coleman | 20 | 17 | 3 | 0.0 | 0.0 | 0 | 0 | 0 | 0 | 4 | 0 | 1 | 0 | 0 | 0 | 0 | 0 | 0 | 0 |
| Alan Branch | 20 | 14 | 6 | 1.0 | 5.0 | 2 | 0 | 0 | 0 | 2 | 2 | 0 | 0 | 0 | 0 | 0 | 0 | 0 | 0 |
| Jabaal Sheard | 18 | 16 | 2 | 4.0 | 28.0 | 7 | 0 | 0 | 0 | 1 | 1 | 0 | 0 | 0 | 0 | 0 | 0 | 0 | 0 |
| Tarell Brown | 14 | 11 | 3 | 0.0 | 0.0 | 0 | 0 | 0 | 0 | 0 | 0 | 0 | 0 | 0 | 0 | 0 | 0 | 0 | 0 |
| Dominique Easley | 14 | 8 | 6 | 1.0 | 5.5 | 8 | 0 | 0 | 0 | 0 | 0 | 0 | 0 | 0 | 0 | 0 | 0 | 0 | 0 |
| Bradley Fletcher | 10 | 7 | 3 | 0.0 | 0.0 | 0 | 0 | 0 | 0 | 0 | 1 | 0 | 0 | 0 | 0 | 0 | 0 | 0 | 0 |
| Duron Harmon | 10 | 7 | 3 | 0.0 | 0.0 | 0 | 3 | 50 | 0 | 5 | 0 | 0 | 0 | 0 | 0 | 0 | 0 | 0 | 0 |
| Jordan Richards | 7 | 6 | 1 | 0.0 | 0.0 | 0 | 0 | 0 | 0 | 1 | 0 | 0 | 0 | 0 | 1 | 1 | 0 | 0 | 0 |
| Akiem Hicks | 7 | 2 | 5 | 0.0 | 0.0 | 1 | 0 | 0 | 0 | 0 | 0 | 0 | 0 | 0 | 0 | 0 | 0 | 0 | 0 |
| Tavon Wilson | 5 | 5 | 0 | 0.0 | 0.0 | 1 | 0 | 0 | 0 | 0 | 0 | 0 | 0 | 0 | 1 | 1 | 0 | 0 | 0 |
| Geneo Grissom | 4 | 2 | 2 | 0.0 | 0.0 | 0 | 0 | 0 | 0 | 0 | 0 | 0 | 0 | 0 | 1 | 0 | 1 | 0 | 0 |
| Rashaan Melvin | 3 | 1 | 2 | 0.0 | 0.0 | 0 | 0 | 0 | 0 | 0 | 0 | 0 | 0 | 0 | 2 | 2 | 0 | 0 | 0 |
| Rufus Johnson | 1 | 1 | 0 | 0.0 | 0.0 | 0 | 0 | 0 | 0 | 0 | 0 | 0 | 0 | 0 | 0 | 0 | 0 | 0 | 0 |
| Brandon Bolden | 1 | 1 | 0 | 0.0 | 0.0 | 0 | 0 | 0 | 0 | 0 | 0 | 0 | 0 | 0 | 1 | 1 | 0 | 1 | 0 |
| Matthew Slater | 1 | 1 | 0 | 0.0 | 0.0 | 0 | 0 | 0 | 0 | 0 | 0 | 0 | 0 | 0 | 8 | 6 | 2 | 0 | 0 |
| Jonathan Bostic | 1 | 0 | 1 | 0.0 | 0.0 | 1 | 0 | 0 | 0 | 0 | 0 | 0 | 0 | 0 | 1 | 1 | 0 | 0 | 0 |
| Darius Fleming | 1 | 0 | 1 | 0.0 | 0.0 | 0 | 0 | 0 | 0 | 0 | 0 | 0 | 0 | 0 | 1 | 1 | 0 | 0 | 0 |
| Joe Cardona | 0 | 0 | 0 | 0.0 | 0.0 | 0 | 0 | 0 | 0 | 0 | 0 | 0 | 0 | 0 | 3 | 3 | 0 | 0 | 0 |
| Eric Martin | 0 | 0 | 0 | 0.0 | 0.0 | 0 | 0 | 0 | 0 | 0 | 0 | 0 | 0 | 0 | 3 | 3 | 0 | 1 | 0 |
| Brandon King | 0 | 0 | 0 | 0.0 | 0.0 | 0 | 0 | 0 | 0 | 0 | 0 | 0 | 0 | 0 | 9 | 8 | 1 | 1 | 0 |
| Ryan Allen | 0 | 0 | 0 | 0.0 | 0.0 | 0 | 0 | 0 | 0 | 0 | 0 | 0 | 0 | 0 | 1 | 1 | 0 | 0 | 0 |
| Dekoda Watson | 0 | 0 | 0 | 0.0 | 0.0 | 0 | 0 | 0 | 0 | 0 | 0 | 0 | 0 | 0 | 1 | 1 | 0 | 0 | 0 |
| Nate Ebner | 0 | 0 | 0 | 0.0 | 0.0 | 1 | 0 | 0 | 0 | 0 | 0 | 0 | 0 | 0 | 8 | 6 | 2 | 0 | 0 |
| | 642 | 473 | 179 | 35.0 | 231.0 | 65 | 10 | 125 | 0 | 59 | 12 | 4 | 7 | 0 | 48 | 41 | 7 | 3 | 1 |

| FUMBLES - LOST (11-5) | | | | |
|-----------------------|-----|------|-----|------|
| | Own | | | |
| | No. | Lost | Rec | O.B. |
| LeGarrette Blount | 1 | 0 | 1 | 0 |
| Tom Brady | 5 | 2 | 1 | 0 |
| Julian Edelman | 1 | 1 | 1 | 0 |
| Jonathan Freeny | 1 | 0 | 0 | 1 |
| Rob Gronkowski | 0 | 0 | 1 | 0 |
| Chris Harper | 1 | 1 | 0 | 0 |
| Dion Lewis | 2 | 1 | 0 | 0 |
| Bryan Stork | 0 | 0 | 1 | 0 |
| | 11 | 5 | 5 | 1 |

| MISC. OFFENSIVE STATS | | | | |
|-----------------------|-----|-----|----|----|
| | Tkl | Ast | FF | FR |
| Tom Brady | 2 | 0 | 0 | 0 |
| Julian Edelman | 1 | 0 | 0 | 0 |
| Cameron Fleming | 1 | 0 | 0 | 0 |
| Rob Gronkowski | 1 | 0 | 0 | 0 |
| Josh Kline | 1 | 0 | 0 | 0 |
| Bryan Stork | 1 | 0 | 0 | 0 |
| | 7 | 0 | 0 | 0 |

| KEY | |
|-----------------------|--------------------------------------|
| TT-Total Tackles | Int/Yds-Interceptions/Yards Returned |
| UT-Unassisted Tackles | PD-Passes Defensed |
| A-Assisted Tackles | FF-Forced Fumbles |

| BLOCKED KICKS | | | |
|---------------|----|----|---|
| | XP | FG | P |
| Jamie Collins | 1 | 0 | 0 |
| Totals | 1 | 0 | 0 |

NEW ENGLAND PATRIOTS 2015 STATS PACK

PATRIOTS PARTICIPATION

| | Regular Season | | | | | | | | | | | | | | | | | | | |
|---------------------|----------------|-----|-----|-----|-----|--------|-----|--------|--------|-----|-----|-----|--------|-----|--------|-----|--------|-----|--------|--------|
| Player | GP | GS | DNP | INA | PIT | at BUF | JAX | at DAL | at IND | NYJ | MIA | WAS | at NYG | BUF | at DEN | PHI | at HOU | TEN | at NYJ | at MIA |
| Allen, Ryan | 11 | 0 | 0 | 0 | sub | sub | sub | sub | sub | sub | sub | sub | sub | sub | sub | | | | | |
| Amendola, Danny | 10 | 7 | 0 | 1 | WR | WR | WR | sub | sub | WR | WR | WR | sub | WR | X | | | | | |
| Andrews, David | 10 | 10 | 1 | 0 | C | C | C | C | C | C | C | C | C | C | dnp | | | | | |
| Barker, Chris | 1 | 0 | 0 | 0 | | | | | | | | | sub | | | | | | | |
| Blount, LeGarrette | 10 | 4 | 0 | 0 | | sub | sub | sub | sub | sub | RB | sub | RB | RB | RB | | | | | |
| Bolden, Brandon | 10 | 0 | 0 | 1 | sub | sub | sub | sub | sub | X | sub | sub | sub | sub | sub | | | | | |
| Bostic, Jonathan | 7 | 0 | 0 | 1 | | | | X | sub | sub | sub | sub | sub | sub | sub | | | | | |
| Brady, Tom | 11 | 11 | 0 | 0 | QB | QB | QB | QB | QB | QB | QB | QB | QB | QB | QB | | | | | |
| Branch, Alan | 11 | 10 | 0 | 0 | sub | DT | DT | DT | DT | DT | DT | DT | DT | DT | DT | | | | | |
| Brown, Malcom | 11 | 7 | 0 | 0 | DT | sub | sub | sub | sub | DT | DT | DT | DT | DT | DT | | | | | |
| Brown, Tarell | 3 | 2 | 1 | 0 | RCB | RCB | dnp | sub | | | | | | | | | | | | |
| Butler, Malcolm | 11 | 11 | 0 | 0 | LCB | LCB | LCB | LCB | LCB | LCB | LCB | LCB | LCB | LCB | LCB | | | | | |
| Cadet, Travaris | 1 | 0 | 0 | 2 | X | sub | X | | | | | | | | | | | | | |
| Cannon, Marcus | 7 | 3 | 0 | 4 | sub | sub | sub | sub | LT | X | X | X | X | LT | RT | | | | | |
| Cardona, Joe | 11 | 0 | 0 | 0 | sub | sub | sub | sub | sub | sub | sub | sub | sub | sub | sub | | | | | |
| Chandler, Scott | 11 | 4 | 0 | 0 | TE | sub | sub | sub | sub | sub | sub | sub | TE | sub | TE | | | | | |
| Chung, Patrick | 11 | 11 | 0 | 0 | S | S | S | S | S | S | S | S | S | S | S | | | | | |
| Cleveland, Asante | 1 | 0 | 0 | 0 | | | | PS | | | | | | | sub | | | | | |
| Coleman, Justin | 7 | 2 | 0 | 4 | X | X | sub | sub | sub | DB | DB | sub | X | X | | | | | | |
| Collins, Jamie | 7 | 7 | 0 | 4 | LB | LB | LB | LB | LB | LB | X | X | X | X | X | | | | | |
| Dobson, Aaron | 8 | 3 | 0 | 2 | sub | WR | WR | X | X | sub | sub | sub | sub | WR | | | | | | |
| Easley, Dominique | 10 | 1 | 0 | 1 | DT | X | sub | sub | sub | sub | sub | sub | sub | sub | sub | | | | | |
| Ebner, Nate | 10 | 0 | 0 | 1 | sub | X | sub | sub | sub | sub | sub | sub | sub | sub | sub | | | | | |
| Edelman, Julian | 9 | 9 | 0 | 2 | WR | WR | WR | WR | WR | WR | WR | WR | WR | X | X | | | | | |
| Fleming, Cameron | 7 | 5 | 0 | 0 | | | | sub | RT | RT | RT | LT | RT | sub | | | | | | |
| Fleming, Darius | 1 | 0 | 0 | 0 | | | | PS | | | | | | | sub | | | | | |
| Fletcher, Bradley | 2 | 0 | 0 | 1 | sub | sub | X | | | | | | | | | | | | | |
| Flowers, Trey | 1 | 0 | 0 | 10 | X | X | X | X | X | sub | X | X | X | X | X | | | | | |
| Freeny, Jonathan | 11 | 6 | 0 | 0 | sub | sub | sub | sub | LB | LB | sub | LB | LB | LB | LB | | | | | |
| Garoppolo, Jimmy | 4 | 0 | 7 | 0 | dnp | dnp | sub | sub | dnp | dnp | sub | sub | dnp | dnp | dnp | | | | | |
| Gostkowski, Stephen | 11 | 0 | 0 | 0 | sub | sub | sub | sub | sub | sub | sub | sub | sub | sub | sub | | | | | |
| Grissom, Geneo | 10 | 0 | 0 | 1 | sub | sub | sub | sub | X | sub | sub | sub | sub | sub | sub | | | | | |
| Gronkowski, Rob | 11 | 11 | 0 | 0 | TE | TE | TE | TE | TE | TE | TE | TE | TE | TE | TE | | | | | |
| Harmon, Duron | 11 | 2 | 0 | 0 | DB | sub | sub | sub | DB | sub | sub | sub | sub | sub | sub | | | | | |
| Harper, Chris | 3 | 0 | 0 | 0 | sub | | | PS | | | | | | sub | sub | | | | | |
| Hicks, Akiem | 8 | 0 | 0 | 0 | | | | sub | sub | sub | sub | sub | sub | sub | sub | | | | | |
| Hightower, Dont'a | 10 | 10 | 0 | 1 | LB | LB | LB | LB | X | LB | LB | LB | LB | LB | LB | | | | | |
| Hoomanawanui, M. | 2 | 0 | 0 | 1 | RG | sub | X | | | | | | | | | | | | | |
| Jackson, Tre' | 8 | 4 | 0 | 3 | RB | sub | RG | sub | sub | RG | RG | X | X | X | sub | | | | | |
| Johnson, Rufus | 1 | 0 | 0 | 5 | X | sub | X | X | X | X | | | | | | | | | | |
| Jones, Chandler | 11 | 11 | 0 | 0 | RE | RE | RE | RE | RE | RE | RE | RE | RE | RE | RE | | | | | |
| King, Brandon | 8 | 0 | 0 | 0 | | PS | | sub | sub | sub | sub | sub | sub | sub | sub | | | | | |
| Kline, Josh | 11 | 11 | 0 | 0 | LG | RG | LG | RG | RG | LG | RG | RG | RG | RG | RG | | | | | |
| LaFell, Brandon | 6 | 2 | 0 | 0 | | | | | | WR | sub | RG | RG | sub | WR | | | | | |
| Lewis, Dion | 7 | 6 | 0 | 1 | RB | RB | RB | RB | RB | X | sub | RB | | | | | | | | |
| Martin, Eric | 3 | 0 | 0 | 0 | sub | | | PS | | | | | sub | sub | | | | | | |
| Martin, Keshawn | 4 | 3 | 0 | 6 | | X | sub | WR | WR | X | X | X | X | X | WR | | | | | |
| Mason, Shaq | 9 | 7 | 0 | 2 | sub | LG | sub | LG | LG | X | X | LG | LG | LG | LG | | | | | |
| Mayo, Jerod | 11 | 6 | 0 | 0 | sub | LB | LB | LB | sub | sub | sub | sub | LB | LB | LB | | | | | |
| McCourt, Devin | 11 | 11 | 0 | 0 | S | S | S | S | S | S | S | S | S | S | S | | | | | |
| McDonald, Dewey | 1 | 0 | 0 | 1 | | | | | | X | sub | | | | | | | | | |
| Melvin, Rashaan | 7 | 0 | 0 | 0 | | | | | sub | sub | sub | sub | sub | sub | sub | | | | | |
| Ninkovich, Rob | 11 | 11 | 0 | 0 | LE | LE | LE | LE | LE | LE | LE | LE | LE | LE | LE | | | | | |
| Richards, Jordan | 10 | 0 | 0 | 1 | sub | sub | sub | sub | sub | sub | sub | sub | sub | sub | X | | | | | |
| Ryan, Logan | 11 | 9 | 0 | 0 | sub | sub | RCB | RCB | RCB | RCB | RCB | RCB | RCB | RCB | RCB | | | | | |
| Sheard, Jabaal | 8 | 0 | 0 | 3 | sub | sub | sub | sub | sub | X | X | X | sub | sub | sub | | | | | |
| Siliga, Sealver | 10 | 4 | 0 | 1 | sub | DT | DT | DT | DT | sub | sub | sub | sub | X | sub | | | | | |
| Slater, Matthew | 11 | 0 | 0 | 0 | sub | sub | sub | sub | sub | sub | sub | sub | sub | sub | sub | | | | | |
| Solder, Nate | 4 | 4 | 0 | 0 | LT | LT | LT | LT | | | | | | | | | | | | |
| Stork, Bryan | 4 | 2 | 0 | 0 | | | | | | | | sub | RT | sub | C | | | | | |
| Thornton, Khyri | 0 | 0 | 0 | 3 | X | | PS | X | X | | | | | | | | | | | |
| Vollmer, Sebastian | 10 | 9 | 0 | 1 | RT | RT | RT | RT | RT | LT | LT | LT | X | sub | LT | | | | | |
| Watson, Dekoda | 2 | 0 | 0 | 0 | | sub | sub | | | | | | | | | | | | | |
| Wendell, Ryan | 2 | 0 | 0 | 5 | X | X | X | X | X | sub | sub | | | | | | | | | |
| White, James | 9 | 1 | 0 | 2 | sub | X | sub | sub | sub | RB | sub | X | sub | sub | sub | | | | | |
| Williams, Michael | 10 | 5 | 0 | 1 | sub | sub | sub | TE | TE | sub | TE | sub | TE | TE | X | | | | | |
| Wilson, Tavon | 6 | 0 | 0 | 5 | X | sub | X | X | sub | sub | X | sub | X | sub | sub | | | | | |
| Totals | 497 | 242 | 9 | 77 | | | | | | | | | | | | | | | | |

X - inactive / CAPS - starters / sub - played / dnp - did not play / PS - Practice Squad

KEY:

Not on active roster



NEW ENGLAND PATRIOTS 2015 STATS PACK

GAME-BY-GAME STARTERS

| 2015 OFFENSIVE STARTERS BY GAME | | | | | | | | | | | | |
|---------------------------------|-----------------|------------------|------------|-----------|------------|------------|--------------|-----------------|------------|----------|-------------|----------------|
| Date | Opponent | WR | LT | LG | C | RG | RT | TE | WR | QB | RB | TE |
| 09/10 | Pittsburgh | D. Amendola | N. Solder | J. Kline | D. Andrews | T. Jackson | S. Vollmer | R. Gronkowski | J. Edelman | T. Brady | D. Lewis | S. Chandler |
| 09/20 | at Buffalo | D. Amendola | N. Solder | S. Mason | D. Andrews | J. Kline | S. Vollmer | R. Gronkowski | J. Edelman | T. Brady | D. Lewis | A. Dobson (WR) |
| 09/27 | Jacksonville | D. Amendola | N. Solder | J. Kline | D. Andrews | T. Jackson | S. Vollmer | R. Gronkowski | J. Edelman | T. Brady | D. Lewis | A. Dobson (WR) |
| 10/11 | at Dallas | K. Martin | N. Solder | S. Mason | D. Andrews | J. Kline | S. Vollmer | R. Gronkowski | J. Edelman | T. Brady | D. Lewis | M. Williams |
| 10/18 | at Indianapolis | K. Martin | M. Cannon | S. Mason | D. Andrews | J. Kline | S. Vollmer | R. Gronkowski | J. Edelman | T. Brady | D. Lewis | M. Williams |
| 10/25 | N.Y. Jets | D. Amendola | S. Vollmer | J. Kline | D. Andrews | T. Jackson | C. Fleming | R. Gronkowski | J. Edelman | T. Brady | J. White | B. LaFell |
| 10/29 | Miami | D. Amendola | S. Vollmer | J. Kline | D. Andrews | T. Jackson | C. Fleming | R. Gronkowski | J. Edelman | T. Brady | L. Blount | M. Williams |
| 11/08 | Washington | D. Amendola | S. Vollmer | S. Mason | D. Andrews | J. Kline | C. Fleming | R. Gronkowski | J. Edelman | T. Brady | D. Lewis | S. Chandler |
| 11/15 | at N.Y. Giants | M. Williams (TE) | C. Fleming | S. Mason | D. Andrews | J. Kline | B. Stork | R. Gronkowski | J. Edelman | T. Brady | L. Blount | S. Chandler |
| 11/23 | Buffalo | D. Amendola | M. Cannon | S. Mason | D. Andrews | J. Kline | C. Fleming | R. Gronkowski | A. Dobson | T. Brady | L. Blount | M. Williams |
| 11/29 | at Denver | B. LaFell | S. Vollmer | S. Mason | B. Stork | J. Kline | M. Cannon | R. Gronkowski | K. Martin | T. Brady | L. Blount | S. Chandler |
| 12/06 | Philadelphia | | | | | | | | | | | |
| 12/13 | at Houston | | | | | | | | | | | |
| 12/20 | Tennessee | | | | | | | | | | | |
| 12/27 | at N.Y. Jets | | | | | | | | | | | |
| 01/03 | at Miami | | | | | | | | | | | |
| 2015 DEFENSIVE STARTERS BY GAME | | | | | | | | | | | | |
| Date | Opponent | LE | DT | DT | RE | LB | LB | LB | LCB | RCB | S | S |
| 09/10 | Pittsburgh | R. Ninkovich | D. Easley | M. Brown | Cha. Jones | J. Collins | D. Hightower | D. Harmon (DB) | M. Butler | T. Brown | D. McCourty | P. Chung |
| 09/20 | at Buffalo | R. Ninkovich | A. Branch | S. Siliga | Cha. Jones | J. Collins | D. Hightower | J. Mayo | M. Butler | T. Brown | D. McCourty | P. Chung |
| 09/27 | Jacksonville | R. Ninkovich | A. Branch | S. Siliga | Cha. Jones | J. Collins | D. Hightower | J. Mayo | M. Butler | L. Ryan | D. McCourty | P. Chung |
| 10/11 | at Dallas | R. Ninkovich | A. Branch | S. Siliga | Cha. Jones | J. Collins | D. Hightower | J. Mayo | M. Butler | L. Ryan | D. McCourty | P. Chung |
| 10/18 | at Indianapolis | R. Ninkovich | A. Branch | S. Siliga | Cha. Jones | J. Collins | J. Freeny | D. Harmon (DB) | M. Butler | L. Ryan | D. McCourty | P. Chung |
| 10/25 | N.Y. Jets | R. Ninkovich | A. Branch | M. Brown | Cha. Jones | J. Collins | D. Hightower | J. Freeny | M. Butler | L. Ryan | D. McCourty | P. Chung |
| 10/29 | Miami | R. Ninkovich | A. Branch | M. Brown | Cha. Jones | J. Collins | D. Hightower | J. Coleman (DB) | M. Butler | L. Ryan | D. McCourty | P. Chung |
| 11/08 | Washington | R. Ninkovich | A. Branch | M. Brown | Cha. Jones | J. Freeny | D. Hightower | J. Coleman (DB) | M. Butler | L. Ryan | D. McCourty | P. Chung |
| 11/15 | at N.Y. Giants | R. Ninkovich | A. Branch | M. Brown | Cha. Jones | J. Freeny | D. Hightower | J. Mayo | M. Butler | L. Ryan | D. McCourty | P. Chung |
| 11/23 | Buffalo | R. Ninkovich | A. Branch | M. Brown | Cha. Jones | J. Freeny | D. Hightower | J. Mayo | M. Butler | L. Ryan | D. McCourty | P. Chung |
| 11/29 | at Denver | R. Ninkovich | A. Branch | M. Brown | Cha. Jones | J. Freeny | D. Hightower | J. Mayo | M. Butler | L. Ryan | D. McCourty | P. Chung |
| 12/06 | Philadelphia | | | | | | | | | | | |
| 12/13 | at Houston | | | | | | | | | | | |
| 12/20 | Tennessee | | | | | | | | | | | |
| 12/27 | at N.Y. Jets | | | | | | | | | | | |
| 01/03 | at Miami | | | | | | | | | | | |





2015 NEW ENGLAND PATRIOTS ROSTER

AS OF DECEMBER 1, 2015

ALPHABETICAL ROSTER

| # | NAME | POS | HT | WT | BORN | YR | COLLEGE | H.S. HOMETOWN |
|----|---------------------|-----|------|-----|------------|----|----------------------|--------------------------|
| 6 | Allen, Ryan | P | 6-2 | 220 | 2/28/1990 | 3 | Louisiana Tech | Salem, Ore. |
| 80 | Amendola, Danny | WR | 5-11 | 190 | 11/2/1985 | 7 | Texas Tech | The Woodlands, Texas |
| 60 | Andrews, David | C | 6-3 | 295 | 7/10/1992 | R | Georgia | Johns Creek, Ga. |
| 29 | Blount, LeGarrette | RB | 6-0 | 250 | 12/5/1986 | 6 | Oregon | Perry, Fla. |
| 38 | Bolden, Brandon | RB | 5-11 | 220 | 1/26/1990 | 4 | Mississippi | Baton Rouge, La. |
| 58 | Bostic, Jonathan | LB | 6-1 | 245 | 5/5/1991 | 3 | Florida | Wellington, Fla. |
| 12 | Brady, Tom | QB | 6-4 | 225 | 8/3/1977 | 16 | Michigan | San Mateo, Calif. |
| 97 | Branch, Alan | DL | 6-6 | 350 | 12/29/1984 | 9 | Michigan | Rio Ranch, N.M. |
| 90 | Brown, Malcom | DL | 6-2 | 320 | 2/2/1994 | R | Texas | Brenham, Texas |
| 21 | Butler, Malcolm | CB | 5-11 | 190 | 3/2/1990 | 2 | West Alabama | Vicksburg, Miss. |
| 61 | Cannon, Marcus | OL | 6-5 | 335 | 5/6/1988 | 5 | Texas Christian | Odessa, Texas |
| 49 | Cardona, Joe | LS | 6-3 | 245 | 4/16/1992 | R | Navy | El Cajon, Calif. |
| 88 | Chandler, Scott | TE | 6-7 | 260 | 7/23/1985 | 8 | Iowa | Southlake, Texas |
| 23 | Chung, Patrick | S | 5-11 | 215 | 8/19/1987 | 7 | Oregon | Rancho Cucamonga, Calif. |
| 44 | Cleveland, Asante | TE | 6-5 | 260 | 3/21/1992 | 2 | Miami (Fla.) | Sacramento, Calif. |
| 22 | Coleman, Justin | DB | 5-11 | 188 | 3/27/1993 | R | Tennessee | Brunswick, Ga. |
| 91 | Collins, Jamie | LB | 6-3 | 250 | 10/20/1989 | 3 | Southern Mississippi | McCall Creek, Miss. |
| 99 | Easley, Dominique | DL | 6-2 | 285 | 4/28/1992 | 2 | Florida | Staten Island, N.Y. |
| 43 | Ebner, Nate | DB | 6-0 | 220 | 12/14/1988 | 4 | Ohio State | Dublin, Ohio |
| 11 | Edelman, Julian | WR | 5-10 | 200 | 5/22/1986 | 7 | Kent State | Redwood City, Calif. |
| 71 | Fleming, Cameron | OL | 6-6 | 320 | 9/3/1992 | 2 | Stanford | Houston, Texas |
| 53 | Fleming, Darius | LB | 6-2 | 250 | 7/19/1989 | 4 | Notre Dame | Chicago, Ill. |
| 98 | Flowers, Trey | DL | 6-2 | 265 | 8/16/1993 | R | Arkansas | Huntsville, Al. |
| 55 | Freemy, Jonathan | LB | 6-2 | 255 | 6/15/1989 | 4 | Rutgers | Coconut Creek, Fla. |
| 10 | Garoppolo, Jimmy | QB | 6-2 | 225 | 1/12/1991 | 2 | Eastern Illinois | Arlington, Ill. |
| 3 | Gostkowski, Stephen | K | 6-1 | 215 | 1/28/1984 | 10 | Memphis | Madison, Miss. |
| 92 | Grissom, Geneo | DL | 6-4 | 265 | 6/4/1992 | R | Oklahoma | Hutchinson, Kan. |
| 87 | Gronkowski, Rob | TE | 6-6 | 265 | 5/14/1989 | 6 | Arizona | Pittsburgh, Pa. |
| 30 | Harmon, Duron | DB | 6-1 | 205 | 1/24/1991 | 3 | Rutgers | Magnolia, Del. |
| 72 | Hicks, Akiem | DL | 6-5 | 324 | 11/16/1989 | 4 | Regina | Fair Oaks, Calif. |
| 54 | Hightower, Dont'a | LB | 6-3 | 265 | 3/12/1990 | 4 | Alabama | Lewisburg, Tenn. |
| 63 | Jackson, Tre' | G | 6-4 | 320 | 12/14/1992 | R | Florida State | Jesup, Ga. |
| 95 | Jones, Chandler | DE | 6-5 | 265 | 2/27/1990 | 4 | Syracuse | Endicott, N.Y. |
| 36 | King, Brandon | DB | 6-2 | 220 | 6/8/1993 | R | Auburn | Alabaster, Ala. |
| 67 | Kline, Josh | OL | 6-3 | 300 | 12/29/1989 | 3 | Kent State | Mason, Ohio |
| 19 | LaFell, Brandon | WR | 6-3 | 210 | 11/4/1986 | 6 | Louisiana State | Houston, Texas |
| 82 | Martin, Keshawn | WR | 5-11 | 194 | 3/15/1990 | 4 | Michigan State | Westland, Mich. |
| 69 | Mason, Shaq | OL | 6-1 | 310 | 8/28/1993 | R | Georgia Tech | Columbia, Tenn. |
| 51 | Mayo, Jerod | LB | 6-1 | 250 | 2/23/1986 | 8 | Tennessee | Hampton, Va. |
| 32 | McCourt, Devin | DB | 5-10 | 195 | 8/13/1987 | 6 | Rutgers | Montvale, N.J. |
| 24 | Melvin, Rashaan | DB | 6-2 | 193 | 10/2/1989 | 3 | Northern Illinois | Waukegan, Ill. |
| 50 | Ninkovich, Rob | DE | 6-2 | 260 | 2/1/1984 | 10 | Purdue | Blue Island, Ill. |
| 37 | Richards, Jordan | DB | 5-11 | 210 | 1/21/1993 | R | Stanford | Folsom, Calif. |
| 26 | Ryan, Logan | CB | 5-11 | 195 | 2/9/1991 | 3 | Rutgers | Voorhees, N.J. |
| 93 | Sheard, Jabaal | DL | 6-3 | 260 | 5/10/1989 | 5 | Pittsburgh | Hollywood, Fla. |
| 96 | Siliga, Sealver | DL | 6-2 | 325 | 4/26/1990 | 4 | Utah | West Jordan, Utah |
| 18 | Slater, Matthew | WR | 6-0 | 205 | 9/9/1985 | 8 | UCLA | Anaheim, Calif. |
| 66 | Stork, Bryan | OL | 6-4 | 310 | 11/15/1990 | 2 | Florida State | Vero Beach, Fla. |
| 76 | Vollmer, Sebastian | T | 6-8 | 325 | 7/10/1984 | 7 | Houston | Kaarst, Germany |
| 28 | White, James | RB | 5-10 | 205 | 2/3/1992 | 2 | Wisconsin | Ft. Lauderdale, Fla. |
| 85 | Williams, Michael | TE | 6-6 | 304 | 9/8/1990 | 2 | Alabama | Reform, Ala. |
| 27 | Wilson, Tavon | DB | 6-0 | 215 | 3/19/1990 | 4 | Illinois | Washington, D.C. |

NUMERICAL ROSTER

| # | NAME | POS |
|----|--------------------|-----|
| 3 | Stephen Gostkowski | K |
| 6 | Ryan Allen | P |
| 10 | Jimmy Garoppolo | QB |
| 11 | Julian Edelman | WR |
| 12 | Tom Brady | QB |
| 18 | Matthew Slater | WR |
| 19 | Brandon LaFell | WR |
| 21 | Malcolm Butler | CB |
| 22 | Justin Coleman | DB |
| 23 | Patrick Chung | S |
| 24 | Rashaan Melvin | DB |
| 26 | Logan Ryan | CB |
| 27 | Tavon Wilson | DB |
| 28 | James White | RB |
| 29 | LeGarrette Blount | RB |
| 30 | Duron Harmon | DB |
| 32 | Devin McCourt | DB |
| 36 | Brandon King | DB |
| 37 | Jordan Richards | DB |
| 38 | Brandon Bolden | RB |
| 43 | Nate Ebner | DB |
| 44 | Asante Cleveland | TE |
| 49 | Joe Cardona | LS |
| 50 | Rob Ninkovich | DE |
| 51 | Jerod Mayo | LB |
| 53 | Darius Fleming | LB |
| 54 | Dont'a Hightower | LB |
| 55 | Jonathan Freemy | LB |
| 58 | Jonathan Bostic | LB |
| 60 | David Andrews | C |
| 61 | Marcus Cannon | OL |
| 63 | Tre' Jackson | G |
| 66 | Bryan Stork | OL |
| 67 | Josh Kline | OL |
| 69 | Shaq Mason | OL |
| 71 | Cameron Fleming | OL |
| 72 | Akiem Hicks | DL |
| 76 | Sebastian Vollmer | T |
| 80 | Danny Amendola | WR |
| 82 | Keshawn Martin | WR |
| 85 | Michael Williams | TE |
| 87 | Rob Gronkowski | TE |
| 88 | Scott Chandler | TE |
| 90 | Malcom Brown | DL |
| 91 | Jamie Collins | LB |
| 92 | Geneo Grissom | DL |
| 93 | Jabaal Sheard | DL |
| 95 | Chandler Jones | DE |
| 96 | Sealver Siliga | DL |
| 97 | Alan Branch | DL |
| 98 | Trey Flowers | DL |
| 99 | Dominique Easley | DL |

PRACTICE SQUAD

| # | NAME | POS | HT | WT | BORN | YR | COLLEGE | H.S. HOMETOWN |
|----|------------------|-----|------|-----|------------|----|------------------|---------------------------|
| 64 | Barker, Chris | OL | 6-2 | 300 | 8/3/1990 | 2 | Nevada | Etiwanda, Calif. |
| 81 | Fauria, Joseph | TE | 6-7 | 262 | 1/16/1990 | 3 | UCLA | Northridge, Calif. |
| 39 | Greenwood, Chris | DB | 6-1 | 197 | 7/10/1989 | 3 | Albion | Detroit, Mich. |
| 47 | Iosefa, Joey | RB | 6-0 | 245 | 6/19/1991 | R | Hawaii | Pago Pago, American Samoa |
| 74 | Milton, Keavon | OL | 6-4 | 324 | 6/23/1990 | 3 | Louisiana-Monroe | Canton, Texas |
| 70 | Thomas, Robert | DL | 6-1 | 336 | 2/18/1991 | 1 | Arkansas | Muskogee, Okla. |
| 35 | Vereen, Brock | DB | 5-11 | 202 | 8/17/1992 | 2 | Minnesota | Valencia, Calif. |
| 65 | Wilson, Torrian | OL | 6-2 | 318 | 11/28/1991 | R | Central Florida | Miami, Fla. |

PRACTICE SQUAD

| # | NAME | POS |
|----|-----------------|-----|
| 35 | Brock Vereen | DB |
| 39 | Chris Greenwood | DB |
| 47 | Joey Iosefa | RB |
| 64 | Chris Barker | OL |
| 65 | Torrian Wilson | OL |
| 70 | Robert Thomas | DL |
| 74 | Keavon Milton | OL |
| 81 | Joseph Fauria | TE |

RESERVE/P.U.P.

| # | NAME | POS | HT | WT | BORN | YR | COLLEGE | H.S. HOMETOWN |
|----|----------------|-----|-----|-----|-----------|----|---------------|------------------|
| 52 | Fletcher, Dane | LB | 6-2 | 245 | 9/14/1986 | 6 | Montana State | Bozeman, Mont. |
| 94 | Jones, Chris | DT | 6-1 | 295 | 7/12/1990 | 3 | Bowling Green | Brownsburg, Ind. |

RESERVE/P.U.P.

| # | NAME | POS |
|----|---------------|-----|
| 52 | Dane Fletcher | LB |
| 94 | Chris Jones | DT |

RESERVE/N.F.I.

| # | NAME | POS | HT | WT | BORN | YR | COLLEGE | H.S. HOMETOWN |
|----|----------------|-----|-----|-----|-----------|----|----------------|---------------|
| 59 | Johnson, Rufus | LB | 6-5 | 280 | 8/28/1990 | 1 | Tarleton State | Dallas, Texas |

RESERVE/N.F.I.

| # | NAME | POS |
|----|---------------|-----|
| 59 | Rufus Johnson | LB |

RESERVE/INJURED LIST

| # | NAME | POS | HT | WT | BORN | YR | COLLEGE | H.S. HOMETOWN |
|----|-----------------|-----|------|-----|------------|----|------------------|----------------------|
| 25 | Brown, Tarell | CB | 5-11 | 190 | 1/6/1985 | 8 | Texas | Mesquite, Texas |
| 86 | Derby, AJ | TE | 6-5 | 255 | 9/20/1991 | R | Arkansas | Iowa City, Iowa |
| 46 | Develin, James | FB | 6-3 | 255 | 7/23/1988 | 3 | Brown | Gilbertsville, Pa. |
| 17 | Dobson, Aaron | WR | 6-3 | 205 | 7/23/1991 | 3 | Marshall | Dunbar, W.V. |
| 35 | Gaffney, Tyler | RB | 6-0 | 220 | 4/20/1991 | 2 | Stanford | San Diego, Calif. |
| 13 | Gibson, Brandon | WR | 6-0 | 210 | 8/13/1987 | 7 | Washington State | Puyallup, Wash. |
| 33 | Lewis, Dion | RB | 5-8 | 195 | 9/27/1990 | 4 | Pittsburgh | Blairtown, N.J. |
| 34 | Roberts, Darryl | DB | 6-0 | 190 | 11/26/1990 | R | Marshall | Lakeland, Fla. |
| 77 | Solder, Nate | T | 6-8 | 325 | 4/12/1988 | 5 | Colorado | Buena Vista, Colo. |
| 84 | Tyms, Brian | WR | 6-3 | 205 | 2/21/1989 | 3 | Florida A&M | Ft. Lauderdale, Fla. |
| 62 | Wendell, Ryan | OL | 6-2 | 300 | 3/4/1986 | 7 | Fresno State | Pomona, Calif. |

RESERVE/INJURED LIST

| # | NAME | POS |
|----|----------------|-----|
| 13 | Brandon Gibson | WR |
| 17 | Aaron Dobson | WR |
| 25 | Tarell Brown | CB |
| 33 | Dion Lewis | RB |
| 34 | Darryl Roberts | DB |
| 35 | Tyler Gaffney | RB |
| 46 | James Develin | FB |
| 62 | Ryan Wendell | OL |
| 77 | Nate Solder | T |
| 84 | Brian Tyms | WR |
| 86 | AJ Derby | TE |

HEAD COACH: BILL BELICHICK

ASSISTANTS: Josh Boyer, Cornerbacks; Moses Cabrera, Assistant Strength and Conditioning; Brian Daboll, Tight Ends; Brendan Daly, Defensive Line; Dave DeGuglielmo, Offensive Line; Ivan Fears, Running Backs; Brian Flores, Safeties; Patrick Graham, Linebackers; Joe Judge, Special Teams; Josh McDaniels, Offensive Coordinator/Quarterbacks; Harold Nash, Head Strength and Conditioning; Chad O'Shea, Wide Receivers; Matt Patricia, Defensive Coordinator; Ray Ventrone, Asst. Special Teams.



2015 NUMERICAL ROSTER

December 1, 2015

| | | | | | | | | |
|----|--------------------|----|------|-----|----|----|----------------------|--------------|
| 3 | Stephen Gostkowski | K | 6-1 | 215 | 31 | 10 | Memphis | D4b-06 |
| 6 | Ryan Allen | P | 6-2 | 220 | 25 | 3 | Louisiana Tech | FA-13 |
| 10 | Jimmy Garoppolo | QB | 6-2 | 225 | 24 | 2 | Eastern Illinois | D2-14 |
| 11 | Julian Edelman | WR | 5-10 | 200 | 29 | 7 | Kent State | D7a-09 |
| 12 | Tom Brady | QB | 6-4 | 225 | 38 | 16 | Michigan | D6b-00 |
| 18 | Matthew Slater | WR | 6-0 | 205 | 30 | 8 | UCLA | D5-08 |
| 19 | Brandon LaFell | WR | 6-3 | 210 | 29 | 6 | Louisiana State | UFA(CAR)-14 |
| 21 | Malcolm Butler | CB | 5-11 | 190 | 25 | 2 | West Alabama | FA-14 |
| 22 | Justin Coleman | DB | 5-11 | 188 | 22 | R | Tennessee | FA-15 |
| 23 | Patrick Chung | S | 5-11 | 215 | 28 | 7 | Oregon | FA-13 |
| 24 | Rashaan Melvin | DB | 6-2 | 193 | 26 | 3 | Northern Illinois | CW (BAL)-15 |
| 26 | Logan Ryan | CB | 5-11 | 195 | 24 | 3 | Rutgers | D3a-13 |
| 27 | Tavon Wilson | DB | 6-0 | 215 | 25 | 4 | Illinois | D2-12 |
| 28 | James White | RB | 5-10 | 205 | 23 | 2 | Wisconsin | D4b-14 |
| 29 | LeGarrette Blount | RB | 6-0 | 250 | 28 | 6 | Oregon | FA-14 |
| 30 | Duron Harmon | DB | 6-1 | 205 | 24 | 3 | Rutgers | D3b-13 |
| 32 | Devin McCourty | DB | 5-10 | 195 | 28 | 6 | Rutgers | D1-10 |
| 36 | Brandon King | DB | 6-2 | 220 | 22 | R | Auburn | FA-15 |
| 37 | Jordan Richards | DB | 5-11 | 210 | 22 | R | Stanford | D2-15 |
| 38 | Brandon Bolden | RB | 5-11 | 220 | 25 | 4 | Mississippi | FA-12 |
| 43 | Nate Ebner | DB | 6-0 | 220 | 26 | 4 | Ohio State | D6-12 |
| 44 | Asante Cleveland | TE | 6-5 | 260 | 23 | 2 | Miami (Fla.) | TR (SF)-15 |
| 49 | Joe Cardona | LS | 6-3 | 245 | 23 | R | Navy | D5-15 |
| 50 | Rob Ninkovich | DE | 6-2 | 260 | 31 | 10 | Purdue | FA-09 |
| 51 | Jerod Mayo | LB | 6-1 | 250 | 29 | 8 | Tennessee | D1-08 |
| 53 | Darius Fleming | LB | 6-2 | 250 | 26 | 4 | Notre Dame | FA-14 |
| 54 | Dont'a Hightower | LB | 6-3 | 265 | 25 | 4 | Alabama | D1b-12 |
| 55 | Jonathan Freeny | LB | 6-2 | 255 | 26 | 4 | Rutgers | FA-15 |
| 58 | Jonathan Bostic | LB | 6-1 | 245 | 24 | 3 | Florida | TR (CHI)-15 |
| 60 | David Andrews | C | 6-3 | 295 | 23 | R | Georgia | FA-15 |
| 61 | Marcus Cannon | OL | 6-5 | 335 | 27 | 5 | Texas Christian | D5a-11 |
| 63 | Tre' Jackson | G | 6-4 | 320 | 22 | R | Florida State | D4b-15 |
| 66 | Bryan Stork | OL | 6-4 | 310 | 25 | 2 | Florida State | D4a-14 |
| 67 | Josh Kline | OL | 6-3 | 300 | 25 | 3 | Kent State | FA-13 |
| 69 | Shaq Mason | OL | 6-1 | 310 | 22 | R | Georgia Tech | D4c-15 |
| 71 | Cameron Fleming | OL | 6-6 | 320 | 23 | 2 | Stanford | D4c-14 |
| 72 | Akiem Hicks | DL | 6-5 | 324 | 26 | 4 | Regina | TR (NO)-15 |
| 76 | Sebastian Vollmer | T | 6-8 | 325 | 31 | 7 | Houston | D2d-09 |
| 80 | Danny Amendola | WR | 5-11 | 190 | 30 | 7 | Texas Tech | UFA (STL)-13 |
| 82 | Keshawn Martin | WR | 5-11 | 194 | 25 | 4 | Michigan State | TR (HOU)-15 |
| 85 | Michael Williams | TE | 6-6 | 304 | 25 | 2 | Alabama | TR (DET)-15 |
| 87 | Rob Gronkowski | TE | 6-6 | 265 | 26 | 6 | Arizona | D2a-10 |
| 88 | Scott Chandler | TE | 6-7 | 260 | 30 | 8 | Iowa | FA-15 |
| 90 | Malcom Brown | DL | 6-2 | 320 | 21 | R | Texas | D1-15 |
| 91 | Jamie Collins | LB | 6-3 | 250 | 26 | 3 | Southern Mississippi | D2a-13 |
| 92 | Geneo Grissom | DL | 6-4 | 265 | 23 | R | Oklahoma | D3-15 |
| 93 | Jabaal Sheard | DL | 6-3 | 260 | 26 | 5 | Pittsburgh | UFA (CLE)-15 |
| 95 | Chandler Jones | DE | 6-5 | 265 | 25 | 4 | Syracuse | D1a-12 |
| 96 | Sealver Siliga | DL | 6-2 | 325 | 25 | 4 | Utah | FA-13 |
| 97 | Alan Branch | DL | 6-6 | 350 | 30 | 9 | Michigan | FA-14 |
| 98 | Trey Flowers | DL | 6-2 | 265 | 22 | R | Arkansas | D4a-15 |
| 99 | Dominique Easley | DL | 6-2 | 285 | 23 | 2 | Florida | D1-14 |

PRACTICE SQUAD

| # | NAME | POS | HT | WT | AGE | YR | COLLEGE | ACQ. |
|----|-----------------|-----|------|-----|-----|----|------------------|-------------|
| 35 | Brock Vereen | DB | 5-11 | 202 | 23 | 2 | Minnesota | FA-15 |
| 39 | Chris Greenwood | DB | 6-1 | 197 | 26 | 3 | Albion | FA-15 |
| 47 | Joey Iosefa | RB | 6-0 | 245 | 24 | R | Hawaii | FA-15 |
| 64 | Chris Barker | OL | 6-2 | 300 | 25 | 2 | Nevada | CW (MIA)-13 |
| 65 | Torrian Wilson | OL | 6-2 | 318 | 24 | R | Central Florida | FA-15 |
| 70 | Robert Thomas | DL | 6-1 | 336 | 24 | 1 | Arkansas | FA-15 |
| 74 | Keavon Milton | OL | 6-4 | 324 | 25 | 3 | Louisiana-Monroe | FA-15 |
| 81 | Joseph Fauria | TE | 6-7 | 262 | 25 | 3 | UCLA | FA-15 |

RESERVE/P.U.P.

| # | NAME | POS | HT | WT | AGE | YR | COLLEGE | ACQ. |
|----|---------------|-----|-----|-----|-----|----|---------------|------------|
| 52 | Dane Fletcher | LB | 6-2 | 245 | 29 | 6 | Montana State | UFA(TB)-15 |
| 94 | Chris Jones | DT | 6-1 | 295 | 25 | 3 | Bowling Green | CW(TB)-13 |

RESERVE/N.F.I.

| # | NAME | POS | HT | WT | AGE | YR | COLLEGE | ACQ. |
|----|---------------|-----|-----|-----|-----|----|----------------|-------|
| 59 | Rufus Johnson | LB | 6-5 | 280 | 25 | 1 | Tarleton State | FA-15 |

RESERVE/INJURED LIST

| # | NAME | POS | HT | WT | AGE | YR | COLLEGE | (IR date) |
|----|----------------|-----|------|-----|-----|----|------------------|--------------|
| 13 | Brandon Gibson | WR | 6-0 | 210 | 28 | 7 | Washington State | (8/24/2015) |
| 17 | Aaron Dobson | WR | 6-3 | 205 | 24 | 3 | Marshall | (11/26/2015) |
| 25 | Tarell Brown | CB | 5-11 | 190 | 30 | 8 | Texas | (10/17/2015) |
| 33 | Dion Lewis | RB | 5-8 | 195 | 25 | 4 | Pittsburgh | (11/9/2015) |
| 34 | Darryl Roberts | DB | 6-0 | 190 | 25 | R | Marshall | (9/1/2015) |
| 35 | Tyler Gaffney | RB | 6-0 | 220 | 24 | 2 | Stanford | (8/13/2015) |
| 46 | James Develin | FB | 6-3 | 255 | 27 | 3 | Brown | (9/1/2015) |
| 62 | Ryan Wendell | OL | 6-2 | 300 | 29 | 7 | Fresno State | (11/08/2015) |
| 77 | Nate Solder | T | 6-8 | 325 | 27 | 5 | Colorado | (10/14/2015) |
| 84 | Brian Tynms | WR | 6-3 | 205 | 26 | 3 | Florida A&M | (8/25/2015) |
| 86 | AJ Derby | TE | 6-5 | 255 | 24 | R | Arkansas | (8/5/2015) |



2015 POSITIONAL ROSTER

December 1, 2015

| DEFENSE (27) | | | | | | | |
|-----------------------------|---------------------|-----|------|-----|------------|----|--------------------------|
| # | NAME | POS | HT | WT | BORN | YR | H.S. HOMETOWN |
| DEFENSIVE LINE (10) | | | | | | | |
| 97 | Branch, Alan | DL | 6-6 | 350 | 12/29/1984 | 9 | Rio Rancho, N.M. |
| 90 | Brown, Malcom | DL | 6-2 | 320 | 2/2/1994 | R | Brenham, Texas |
| 99 | Easley, Dominique | DL | 6-2 | 285 | 4/28/1992 | 2 | Staten Island, N.Y. |
| 98 | Flowers, Trey | DL | 6-2 | 265 | 8/16/1993 | R | Huntsville, Ala. |
| 92 | Grissom, Geno | DL | 6-4 | 265 | 6/4/1992 | R | Hutchinson, Kan. |
| 72 | Hicks, Akiem | DL | 6-5 | 324 | 11/16/1989 | 4 | Fair Oaks, Calif. |
| 95 | Jones, Chandler | DE | 6-5 | 265 | 2/27/1990 | 4 | Endicott, N.Y. |
| 50 | Ninkovich, Rob | DE | 6-2 | 260 | 2/1/1984 | 10 | Blue Island, Ill. |
| 93 | Sheard, Jabaal | DL | 6-3 | 260 | 5/10/1989 | 5 | Hollywood, Fla. |
| 96 | Siliga, Sealver | DL | 6-2 | 325 | 4/26/1990 | 4 | West Jordan, Utah |
| LINEBACKER (6) | | | | | | | |
| 58 | Bostic, Jonathan | LB | 6-1 | 245 | 5/5/1991 | 3 | Wellington, Fla. |
| 91 | Collins, Jamie | LB | 6-3 | 250 | 10/20/1989 | 3 | McCall Creek, Miss. |
| 53 | Fleming, Darius | LB | 6-2 | 250 | 7/19/1989 | 4 | Chicago, Ill. |
| 55 | Freeny, Jonathan | LB | 6-2 | 255 | 6/15/1989 | 4 | Coconut Creek, Fla. |
| 54 | Hightower, Dont'a | LB | 6-3 | 265 | 3/12/1990 | 4 | Lewisburg, Tenn. |
| 51 | Mayo, Jerod | LB | 6-1 | 250 | 2/23/1986 | 8 | Hampton, Va. |
| DEFENSIVE BACK (11) | | | | | | | |
| 21 | Butler, Malcolm | CB | 5-11 | 190 | 3/2/1990 | 2 | Vicksburg, Miss. |
| 23 | Chung, Patrick | S | 5-11 | 215 | 8/19/1987 | 7 | Rancho Cucamonga, Calif. |
| 22 | Coleman, Justin | DB | 5-11 | 188 | 3/27/1993 | R | Brunswick, Ga. |
| 43 | Ebner, Nate | DB | 6-0 | 220 | 12/14/1988 | 4 | Dublin, Ohio |
| 30 | Harmon, Duron | DB | 6-1 | 205 | 1/24/1991 | 3 | Magnolia, Del. |
| 36 | King, Brandon | DB | 6-2 | 220 | 6/8/1993 | R | Alabaster, Ala. |
| 32 | McCourtly, Devin | DB | 5-10 | 195 | 8/13/1987 | 6 | Montvale, N.J. |
| 24 | Melvin, Rashaan | DB | 6-2 | 193 | 10/2/1989 | 3 | Waukegan, Ill. |
| 37 | Richards, Jordan | DB | 5-11 | 210 | 1/21/1993 | R | Folsom, Calif. |
| 26 | Ryan, Logan | CB | 5-11 | 195 | 2/9/1991 | 3 | Voorhees, N.J. |
| 27 | Wilson, Tavon | DB | 6-0 | 215 | 3/19/1990 | 4 | Washington, D.C. |
| OFFENSE (22) | | | | | | | |
| # | NAME | POS | HT | WT | BORN | YR | H.S. HOMETOWN |
| OFFENSIVE LINE (8) | | | | | | | |
| 60 | Andrews, David | C | 6-3 | 295 | 7/10/1992 | R | Johns Creek, Ga. |
| 61 | Cannon, Marcus | OL | 6-5 | 335 | 5/6/1988 | 5 | Odessa, Texas |
| 71 | Fleming, Cameron | OL | 6-6 | 320 | 9/3/1992 | 2 | Houston, Texas |
| 63 | Jackson, Tre' | G | 6-4 | 320 | 12/14/1992 | R | Jesup, Ga. |
| 67 | Kline, Josh | OL | 6-3 | 300 | 12/29/1989 | 3 | Mason, Ohio |
| 69 | Mason, Shaq | OL | 6-1 | 310 | 8/28/1993 | R | Columbia, Tenn. |
| 66 | Stork, Bryan | OL | 6-4 | 310 | 11/15/1990 | 2 | Vero Beach, Fla. |
| 76 | Vollmer, Sebastian | T | 6-8 | 325 | 7/10/1984 | 7 | Kaarst, Germany |
| QUARTERBACK (2) | | | | | | | |
| 12 | Brady, Tom | QB | 6-4 | 225 | 8/3/1977 | 16 | San Mateo, Calif. |
| 10 | Garoppolo, Jimmy | QB | 6-2 | 225 | 11/2/1991 | 2 | Arlington Heights, Ill. |
| WIDE RECEIVER (5) | | | | | | | |
| 80 | Amendola, Danny | WR | 5-11 | 190 | 11/2/1985 | 7 | The Woodlands, Texas |
| 11 | Edelman, Julian | WR | 5-10 | 200 | 5/22/1986 | 7 | Redwood City, Calif. |
| 19 | LaFell, Brandon | WR | 6-3 | 210 | 11/4/1986 | 6 | Houston, Texas |
| 82 | Martin, Keshawn | WR | 5-11 | 194 | 3/15/1990 | 4 | Westland, Mich. |
| 18 | Slater, Matthew | WR | 6-0 | 205 | 9/9/1985 | 8 | UCLA |
| RUNNING BACK (3) | | | | | | | |
| 29 | Blount, LeGarrette | RB | 6-0 | 250 | 12/5/1986 | 6 | Perry, Fla. |
| 38 | Bolden, Brandon | RB | 5-11 | 220 | 1/26/1990 | 4 | Baton Rouge, La. |
| 28 | White, James | RB | 5-10 | 205 | 2/3/1992 | 2 | Ft. Lauderdale, Fla. |
| TIGHT END (4) | | | | | | | |
| 88 | Chandler, Scott | TE | 6-7 | 260 | 7/23/1985 | 8 | Southlake, Texas |
| 44 | Cleveland, Asante | TE | 6-5 | 260 | 3/21/1992 | 2 | Miami (Fla.) |
| 87 | Gronkowski, Rob | TE | 6-6 | 265 | 5/14/1989 | 6 | Pittsburgh, Pa. |
| 85 | Williams, Michael | TE | 6-6 | 304 | 9/8/1990 | 2 | Reform, Ala. |
| SPECIALISTS (3) | | | | | | | |
| # | NAME | POS | HT | WT | BORN | YR | H.S. HOMETOWN |
| SPECIALISTS (3) | | | | | | | |
| 6 | Allen, Ryan | P | 6-2 | 220 | 2/28/1990 | 3 | Louisiana Tech |
| 49 | Cardona, Joe | LS | 6-3 | 245 | 4/16/1992 | R | Navy |
| 3 | Gostkowski, Stephen | K | 6-1 | 215 | 1/28/1984 | 10 | Memphis |
| RESERVE/P.U.P. (2) | | | | | | | |
| # | NAME | POS | HT | WT | BORN | YR | H.S. HOMETOWN |
| RESERVE/P.U.P. (2) | | | | | | | |
| 52 | Fletcher, Dane | LB | 6-2 | 245 | 9/14/1986 | 6 | Montana State |
| 94 | Jones, Chris | DT | 6-1 | 295 | 7/12/1990 | 3 | Bowling Green |
| RESERVE/N.F.I. (1) | | | | | | | |
| # | NAME | POS | HT | WT | BORN | YR | H.S. HOMETOWN |
| RESERVE/N.F.I. (1) | | | | | | | |
| 59 | Johnson, Rufus | LB | 6-5 | 280 | 8/28/1990 | 1 | Tarleton State |
| RESERVE/INJURED (11) | | | | | | | |
| # | NAME | POS | HT | WT | BORN | YR | H.S. HOMETOWN |
| RESERVE/INJURED (11) | | | | | | | |
| 25 | Brown, Tarell | CB | 5-10 | 190 | 1/6/1985 | 8 | Texas |
| 86 | Derby, AJ | TE | 6-5 | 255 | 9/20/1991 | R | Iowa City, Iowa |
| 46 | Develin, James | FB | 6-3 | 255 | 7/23/1988 | 3 | Brown |
| 17 | Dobson, Aaron | WR | 6-3 | 205 | 7/23/1991 | 3 | Marshall |
| 36 | Gaffney, Tyler | RB | 6-0 | 220 | 4/20/1991 | 2 | Stanford |
| 13 | Gibson, Brandon | WR | 6-0 | 210 | 8/13/1987 | 7 | Washington State |
| 33 | Lewis, Dion | RB | 5-8 | 195 | 9/27/1990 | 4 | Pittsburgh |
| 28 | Roberts, Darryl | DB | 6-0 | 190 | 11/26/1990 | R | Marshall |
| 77 | Solder, Nate | T | 6-8 | 325 | 4/12/1988 | 5 | Colorado |
| 84 | Tyms, Brian | WR | 6-3 | 205 | 2/21/1989 | 3 | Florida A&M |
| 62 | Wendell, Ryan | OL | 6-2 | 300 | 3/4/1986 | 7 | Fresno State |



HOW THE PATRIOTS WERE BUILT

UPDATED: December 1, 2015

| <u>YEAR</u> | <u>DRAFTEES (28)</u> | <u>VETERAN FREE AGENTS (11)</u> | <u>WAIVERS (1) / TRADES (5)</u> | <u>ROOKIE AND FIRST-YEAR FREE AGENTS (7)</u> |
|-------------|--|--|--|--|
| 2000 | Tom Brady (6b) | | | |
| 2006 | Stephen Gostkowski (4b) | | | |
| 2008 | Jerod Mayo (1) Matthew Slater (5) | | | |
| 2009 | Sebastian Vollmer (2d) Julian Edelman (7a) | Rob Ninkovich (5) (NO) | | |
| 2010 | Devin McCourty (1) Rob Gronkowski (2a) | | | |
| 2011 | Marcus Cannon (5a) | | | |
| 2012 | Chandler Jones (1a) Dont'a Hightower (1b) Tavon Wilson (2) Nate Ebner (6) | | | Brandon Bolden (fa) |
| 2013 | Jamie Collins (2a) Logan Ryan (3a) Duron Harmon (3b) | Danny Amendola (fa) (DAL) Sealver Siliga (fa) (SF) | | Ryan Allen (fa) Josh Kline (fa) |
| 2014 | Dominique Easley (1) Jimmy Garoppolo (2) Bryan Stork (4a) James White (4b) Cameron Fleming (4c) | LeGarrette Blount (fa) (TEN) Alan Branch (2) (ARI) Patrick Chung (2) (NE) Darius Fleming (5) (SF) Brandon LaFell (3) (CAR) | | Malcolm Butler (fa) |
| 2015 | Malcom Brown (1) Jordan Richards (2) Geneo Grissom (3) Trey Flowers (4a) Tre' Jackson (4b) Shaq Mason (4c) Joe Cardona (5) | Scott Chandler (4) (SD) Jonathan Freeny (fa) (MIA) Jabaal Sheard (2) (CLE) | Asante Cleveland (fa) (tr-SF) Jonathan Bostic (2) (tr-CHI) Akiem Hicks (3) (tr-NO) Keshawn Martin (4) (tr-HOU) Rashaan Melvin (fa) CW (BAL) Michael Williams (7) (tr-DET) | David Andrews (fa) Justin Coleman (fa) (MIN) Brandon King (fa) |

NOTE: Team in parenthesis is the player's prior team
(#) – indicates round drafted
(fa) – indicates non-drafted free agents

Reserve/Injured (11)

Tarell Brown (5) (SF)
AJ Derby (6b) - 2015
James Develin (fa) (CIN)
Aaron Dobson (2b)
Tyler Gaffney (6) CW (CAR)
Brandon Gibson (6) (PHI)
Dion Lewis (5) (PHI)
Darryl Roberts (7a)
Nate Solder (1)
Brian Tyms (fa) (SF)
Ryan Wendell (fa)

Reserve/P.U.P (2)

Dane Fletcher (fa) (NE)
Chris Jones (6) (HOU) CW (TB)

Reserve/N.F.I. (1)

Rufus Johnson (6) (NO)



2015 TRANSACTIONS

UPDATED: DECEMBER 1, 2015

JANUARY, 2015

| | | |
|----------|-------------------|-----------------------------|
| 3/5/2015 | Barker, Chris | Signed to a future contract |
| 3/5/2015 | Bequette, Jake | Signed to a future contract |
| 3/5/2015 | Green, Justin | Signed to a future contract |
| 3/5/2015 | Gilbert, Garrett | Signed to a future contract |
| 3/5/2015 | Hauptmann, Caylin | Signed to a future contract |
| 3/5/2015 | Johnson, Antonio | Signed to a future contract |
| 3/5/2016 | Johnson, Rufus | Signed to a future contract |
| 3/5/2015 | Krause, Jonathan | Signed to a future contract |
| 3/5/2015 | Lewis, Dion | Signed to a future contract |
| 3/5/2015 | Martin, Eric | Signed to a future contract |
| 3/5/2015 | Skinner, Deontae | Signed to a future contract |
| 3/5/2015 | Swanson, Daxton | Signed to a future contract |

MARCH, 2015

| | | |
|-----------|---------------------|-----------------------------|
| 3/2/2015 | Gostkowski, Stephen | Designated Franchise Player |
| 3/6/2015 | Ott, Tyler | Signed |
| 3/11/2015 | Tyms, Brian | Re-signed |
| 3/11/2015 | Dorsey, Kevin | Signed |
| 3/11/2015 | Gibson, Brandon | Signed |
| 3/12/2015 | Chekwa, Chimdi | Signed |
| 3/12/2015 | Freeny, Jonathan | Signed |
| 3/12/2015 | Sheard, Jabaal | Signed |
| 3/13/2015 | White, Chris | Re-signed |

APRIL, 2015

| | | |
|-----------|---------------|---------|
| 4/30/2015 | Brown, Malcom | Drafted |
|-----------|---------------|---------|

MAY, 2015

| | | |
|-----------|-------------------|---------------------|
| 5/1/2015 | Richards, Jordan | Drafted |
| 5/1/2015 | Grissom, Geneo | Drafted |
| 5/2/2015 | Flowers, Trey | Drafted |
| 5/2/2015 | Jackson, Tre' | Drafted |
| 5/2/2015 | Mason, Shaq | Drafted |
| 5/2/2015 | Cardona, Joe | Drafted |
| 5/2/2015 | Wells, Matthew | Drafted |
| 5/2/2015 | Derby, AJ | Drafted |
| 5/2/2015 | Roberts, Darryl | Drafted |
| 5/2/2015 | Dickson, Xzavier | Drafted |
| 5/5/2015 | Dennard, Alfonso | Released |
| 5/5/2015 | Ott, Tyler | Released |
| 5/5/2015 | Skinner, Deontae | Released |
| 5/7/2015 | Buchanan, Michael | Released |
| 5/7/2015 | Dorsey, Kevin | Released |
| 5/8/2015 | Derby, AJ | Signed/Draft Choice |
| 5/8/2015 | Dickson, Xzavier | Signed/Draft Choice |
| 5/8/2015 | Flowers, Trey | Signed/Draft Choice |
| 5/8/2015 | Jackson, Tre' | Signed/Draft Choice |
| 5/8/2015 | Mason, Shaq | Signed/Draft Choice |
| 5/8/2015 | Richards, Jordan | Signed/Draft Choice |
| 5/8/2015 | Roberts, Darryl | Signed/Draft Choice |
| 5/8/2015 | Wells, Matthew | Signed/Draft Choice |
| 5/8/2015 | Andrews, David | Signed |
| 5/8/2015 | Gardner, Devin | Signed |
| 5/8/2015 | Harper, Chris | Signed |
| 5/8/2015 | Jean, Jimmy | Signed |
| 5/8/2015 | King, Brandon | Signed |
| 5/8/2015 | Patterson, Eric | Signed |
| 5/8/2015 | Taylor, Vince | Signed |
| 5/9/2015 | Grissom, Geneo | Signed/Draft Choice |
| 5/11/2015 | Arrington, Kyle | Released |
| 5/11/2015 | Davis, Fred | Signed |
| 5/11/2015 | Hughes, Kevin | Signed |
| 5/12/2015 | Watson, Dekoda | Signed |
| 5/18/2015 | Spikes, Brandon | Signed |
| 5/18/2015 | Chekwa, Chimidi | Released |
| 5/18/2015 | Gardner, Devin | Released |
| 5/18/2015 | Gordon, Cam | Released |
| 5/26/2015 | Fletcher, Dane | Signed |
| 5/26/2015 | D'Orazio, Zach | Signed |

JUNE, 2015

| | | |
|-----------|------------------|---------------------|
| 6/4/2014 | Cardona, Joe | Signed/Draft Choice |
| 6/8/2015 | Spikes, Brandon | Released |
| 6/8/2015 | Cox, Derek | Signed |
| 6/9/2015 | Patterson, Eric | Released |
| 6/11/2015 | Lynch, D.J. | Signed |
| 6/11/2015 | Mundine, Jimmay | Signed |
| 6/11/2015 | Stokes, Logan | Signed |
| 6/11/2015 | Gilbert, Garrett | Released |
| 6/11/2015 | D'Orazio, Zach | Released |
| 6/11/2015 | Wright, Tim | Released |
| 6/12/2015 | Flynn, Matt | Signed |

JUNE, 2015

| | | |
|-----------|---------------|---------------------|
| 6/18/2015 | Stokes, Logan | Released |
| 6/19/2015 | Brown, Malcom | Signed/Draft Choice |
| 6/19/2015 | Davis, Fred | Released |

JULY, 2015

| | | |
|-----------|----------------|--------|
| 7/23/2015 | D'Orazio, Zach | Signed |
| 7/27/2015 | Brown, Tarell | Signed |

AUGUST, 2015

| | | |
|-----------|-------------------|---------------------------|
| 8/1/2015 | Cox, Derek | Released |
| 8/1/2015 | Green, Justin | Released |
| 8/1/2015 | Lynch, DJ | Released |
| 8/3/2015 | Gunn, Harland | Claimed off Waivers (ATL) |
| 8/3/2015 | Hughes, Kevin | Released |
| 8/3/2015 | Taylor, Vince | Released |
| 8/4/2015 | Fort, L.J. | Signed |
| 8/4/2015 | Gordon, Cameron | Signed |
| 8/4/2015 | Kettani, Eric | Signed |
| 8/4/2015 | Pataiali'i, A.J. | Signed |
| 8/5/2015 | Derby, AJ | Placed on Reserve/Injured |
| 8/6/2015 | Asper, Mark | Signed |
| 8/6/2015 | Brodine, Mason | Signed |
| 8/6/2015 | Gunn, Harland | Released |
| 8/10/2015 | Creecy, Tony | Signed |
| 8/10/2015 | Lindley, Ryan | Signed |
| 8/10/2015 | Stokes, Logan | Signed |
| 8/10/2015 | Brodine, Mason | Released |
| 8/10/2015 | Flynn, Matt | Released |
| 8/10/2015 | White, Chris | Released |
| 8/11/2015 | Groy, Ryan | Acquired Via Trade (CHI) |
| 8/11/2015 | Wells, Matthew | Traded to Chicago |
| 8/13/2015 | Gaffney, Tyler | Placed on Reserve/Injured |
| 8/14/2015 | Walker, Casey | Signed |
| 8/18/2015 | Cleveland, Asante | Acquired Via Trade (SF) |
| 8/18/2015 | Devey, Jordan | Traded to San Francisco |
| 8/18/2015 | Fort, L.J. | Released |
| 8/18/2015 | Martin, Chris | Claimed off Waivers (MIA) |
| 8/18/2015 | Stokes, Logan | Released |
| 8/24/2015 | Lynch, D.J. | Signed |
| 8/24/2015 | Gibson, Brandon | Placed on Reserve/Injured |
| 8/25/2015 | Wayne, Reggie | Signed |
| 8/25/2015 | Kettani, Eric | Released |
| 8/25/2015 | Tyms, Brian | Placed on Reserve/Injured |
| 8/26/2015 | Williams, Michael | Acquired via Trade (DET) |
| 8/26/2015 | Jean, Jimmy | Released |
| 8/27/2015 | Asper, Mark | Released |
| 8/27/2015 | Gordon, Cameron | Released |
| 8/27/2015 | Johnson, Antonio | Released |
| 8/28/2015 | Bequette, Jake | Placed on Reserve/Injured |
| 8/31/2015 | Boyce, Josh | Released |
| 8/31/2015 | Krause, Jonathan | Released |
| 8/31/2015 | Mundine, Jimmay | Released |
| 8/31/2015 | Vellano, Joe | Released |
| 8/31/2015 | Watson, Dekoda | Released |

SEPTEMBER, 2015

| | | |
|----------|-------------------|-------------------------------|
| 9/1/2015 | Saunders, Jalen | Acquired via Trade (NO) |
| 9/1/2015 | Daniels, DaVaris | Claimed off Waivers (MIN) |
| 9/1/2015 | Fletcher, Dane | Placed on Reserve/P.U.P. |
| 9/1/2015 | Jones, Chris | Placed on Reserve/P.U.P. |
| 9/1/2015 | Develin, James | Placed on Reserve/Injured |
| 9/1/2015 | Roberts, Darryl | Placed on Reserve/Injured |
| 9/1/2015 | Barker, Chris | Released |
| 9/1/2015 | Lynch, D.J. | Released |
| 9/4/2015 | Coleman, Justin | Signed |
| 9/4/2015 | Bequette, Jake | Released from Reserve/Injured |
| 9/4/2015 | Creecy, Tony | Released |
| 9/4/2015 | D'Orazio, Zach | Released |
| 9/4/2015 | Daniels, DaVaris | Released |
| 9/4/2015 | Groy, Ryan | Released |
| 9/4/2015 | Hauptmann, Caylin | Released |
| 9/4/2015 | Lindley, Ryan | Released |
| 9/4/2015 | Martin, Chris | Released |
| 9/4/2015 | Morris, James | Released |
| 9/4/2015 | Pataiali'i, A.J. | Released |
| 9/4/2015 | Walker, Casey | Released |
| 9/5/2015 | Cleveland, Asante | Released |
| 9/5/2015 | Coleman, Justin | Released |
| 9/5/2015 | Dickson, Xzavier | Released |
| 9/5/2015 | Fleming, Darius | Released |
| 9/5/2015 | Gray, Jonas | Released |
| 9/5/2015 | King, Brandon | Released |
| 9/5/2015 | McClain, Robert | Released |
| 9/5/2015 | Moore, Zach | Released |



2015 TRANSACTIONS

SEPTEMBER, 2015 (continued)

| | | |
|-----------|---------------------|--|
| 9/5/2015 | Saunders, Jalen | Released |
| 9/5/2015 | Swanson, Daxton | Released |
| 9/5/2015 | Wayne, Reggie | Released |
| 9/5/2015 | LaFell, Brandon | Placed on Reserve/P.U.P. |
| 9/6/2015 | Thornton, Khyri | Claimed off Waivers (GB) |
| 9/6/2015 | Fleming, Cameron | Released |
| 9/7/2015 | Barker, Chris | Signed to the practice squad |
| 9/7/2015 | Clausell, Blaine | Signed to the practice squad |
| 9/7/2015 | Cleveland, Asante | Signed to the practice squad |
| 9/7/2015 | Dickson, Xzavier | Signed to the practice squad |
| 9/7/2015 | Fleming,, Darius | Signed to the practice squad |
| 9/7/2015 | King, Brandon | Signed to the practice squad |
| 9/7/2015 | Palmer, Nathan | Signed to the practice squad |
| 9/7/2015 | Staten, Jimmy | Signed to the practice squad |
| 9/7/2015 | Swanson, Daxton | Signed to the practice squad |
| 9/7/2015 | Thompkins, Kenbrell | Signed to the practice squad |
| 9/8/2015 | Fleming, Cameron | Signed to the practice squad |
| 9/8/2015 | Dickson, Xzavier | Released from the practice squad |
| 9/9/2015 | Coleman, Justin | Signed off Seattle practice squad |
| 9/9/2015 | Stork, Bryan | Placed on Reserve/Injured (designated to return) |
| 9/9/2015 | Singleton, Alex | Signed to the practice squad |
| 9/9/2015 | Barker, Chris | Released from the practice squad |
| 9/12/2015 | Martin, Eric | Released |
| 9/15/2015 | Harper, Chris | Released |
| 9/16/2015 | Watson, Dekoda | Signed |
| 9/16/2015 | Martin, Eric | Signed to the practice squad |
| 9/16/2015 | Singleton, Alex | Released from the practice squad |
| 9/16/2015 | Staten, Jimmy | Released from the practice squad |
| 9/17/2015 | Martin, Keshawn | Acquired via Trade (HOU) |
| 9/17/2015 | Thornton, Khyri | Released |
| 9/17/2015 | Harper, Chris | Signed to the practice squad |
| 9/18/2015 | Staten, Jimmy | Signed to the practice squad |
| 9/18/2015 | Palmer, Nathan | Released from the practice squad |
| 9/19/2015 | Barker, Chris | Signed to the practice squad |
| 9/19/2015 | Thornton, Khyri | Signed to the practice squad |
| 9/19/2015 | Staten, Jimmy | Released from the practice squad |
| 9/19/2015 | Swanson, Daxton | Released from the practice squad |
| 9/25/2015 | Vellano, Joe | Signed to the practice squad |
| 9/25/2015 | Martin, Eric | Released from the practice squad |
| 9/29/2015 | Bostic, Jonathan | Acquired via Trade (CHI) |
| 9/29/2015 | Cadet, Travaris | Released |
| 9/30/2015 | Watson, Dekoda | Released |
| 9/30/2015 | Barker, Chris | Released from the practice squad |
| 9/30/2015 | Thompkins, Kenbrell | Released from the practice squad |
| 9/30/2015 | Vellano, Joe | Released from the practice squad |

OCTOBER, 2015

| | | |
|------------|-------------------|----------------------------------|
| 10/1/2015 | Hicks, Akiem | Acquired via Trade (NO) |
| 10/1/2015 | Hoomanawanui, M. | Traded to New Orleans |
| 10/1/2015 | Thornton, Khyri | Signed from the practice squad |
| 10/1/2015 | Dixon, Brandon | Signed to the practice squad |
| 10/1/2015 | Hickey, Sean | Signed to the practice squad |
| 10/1/2015 | Hill, Austin | Signed to the practice squad |
| 10/1/2015 | Martin, Eric | Signed to the practice squad |
| 10/9/2015 | Barker, Chris | Signed to the practice squad |
| 10/9/2015 | Hickey, Sean | Released from the practice squad |
| 10/10/2015 | King, Brandon | Signed from the practice squad |
| 10/10/2015 | Fletcher, Bradley | Released |
| 10/14/2015 | Solder, Nate | Placed on Reserve/Injured |
| 10/14/2015 | Melvin, Rashaan | Claimed off Waivers (BAL) |
| 10/17/2015 | Fleming, Cameron | Signed from the practice squad |
| 10/17/2015 | Brown, Tarell | Placed on Reserve/Injured |
| 10/20/2015 | Williams, Brennan | Signed to the practice squad |
| 10/21/2015 | Iosefa, Joey | Signed to the practice squad |
| 10/22/2015 | Thornton, Khyri | Released |
| 10/22/2015 | Williams, Brennan | Released from the practice squad |
| 10/24/2015 | LaFell, Brandon | Activated to the 53-man roster |
| 10/28/2015 | Raven Sr., Floyd | Signed to the practice squad |
| 10/28/2015 | Ventrone, Ross | Signed to the practice squad |
| 10/28/2015 | Dixon, Brandon | Released from the practice squad |
| 10/28/2015 | McDonald, Dewey | Claimed off Waivers (IND) |
| 10/28/2015 | Johnson, Rufus | Placed on Reserve/Illness |

NOVEMBER, 2015

| | | |
|------------|------------------|----------------------------------|
| 11/7/2015 | Stork, Bryan | Activated to the 53-man roster |
| 11/7/2015 | Wendell, Ryan | Placed on Reserve/Injured |
| 11/9/2015 | Lewis, Dion | Placed on Reserve/Injured |
| 11/10/2015 | Milton, Keavon | Signed to the practice squad |
| 11/10/2015 | Wilson, Torrian | Signed to the practice squad |
| 11/10/2015 | Hill, Austin | Released from the practice squad |
| 11/10/2015 | Raven, Sr, Floyd | Released from the practice squad |
| 11/12/2015 | Martin, Eric | Signed from the practice squad |
| 11/12/2015 | Thomas, Robert | Signed to the practice squad |

NOVEMBER, 2015 (continued)

| | | |
|------------|-------------------|----------------------------------|
| 11/12/2015 | McDonald, Dewey | Released |
| 11/14/2015 | Barker, Chris | Signed from the practice squad |
| 11/14/2015 | McDonald, Dewey | Signed to the practice squad |
| 11/17/2015 | Harper, Chris | Signed from the practice squad |
| 11/17/2015 | Barker, Chris | Released |
| 11/18/2015 | Fauria, Joseph | Signed to the practice squad |
| 11/18/2015 | Greenwood, Chris | Signed to the practice squad |
| 11/18/2015 | Vereen, Brock | Signed to the practice squad |
| 11/18/2015 | McDonald, Dewey | Released from the practice squad |
| 11/19/2015 | Barker, Chris | Signed to the practice squad |
| 11/19/2015 | Clausell, Blaine | Released from the practice squad |
| 11/26/2015 | Dobson, Aaron | Placed on Reserve/Injured |
| 11/26/2015 | McDonald, Dewey | Signed |
| 11/27/2015 | Martin, Eric | Released |
| 11/28/2015 | Cleveland, Asante | Signed from the practice squad |
| 11/28/2015 | Fleming, Darius | Signed from the practice squad |
| 11/28/2015 | McDonald, Dewey | Released |
| 11/30/2015 | Harper, Chris | Released |



UNOFFICIAL DEPTH CHART

Unofficial depth chart compiled by Patriots media relations

OFFENSE

| | | | |
|------------|-------------------------|--------------------|------------------------|
| WR: | 80 Danny Amendola | 19 Brandon LaFell | 18 Matthew Slater |
| LT: | 61 Marcus Cannon | 71 Cameron Fleming | |
| LG: | <u>69 Shaq Mason</u> | 67 Josh Kline | |
| C: | <u>60 David Andrews</u> | 66 Bryan Stork | |
| RG: | 67 Josh Kline | 66 Bryan Stork | <u>63 Tre' Jackson</u> |
| RT: | 76 Sebastian Vollmer | 71 Cameron Fleming | 66 Bryan Stork |
| TE: | 87 Rob Gronkowski | 88 Scott Chandler | 85 Michael Williams |
| WR: | 11 Julian Edelman | 82 Keshawn Martin | |
| QB: | 12 Tom Brady | 10 Jimmy Garoppolo | |
| RB: | 29 LeGarrette Blount | 28 James White | |
| RB: | 38 Brandon Bolden | | |

DEFENSE

| | | | | |
|-------------|------------------------|--------------------------|---------------------------|------------------------|
| LE: | 50 Rob Ninkovich | 72 Akiem Hicks | <u>92 Geneo Grissom</u> | |
| DT: | 97 Alan Branch | 99 Dominique Easley | | |
| DT: | <u>90 Malcom Brown</u> | 96 Sealver Siliga | | |
| RE: | 95 Chandler Jones | 93 Jabaal Sheard | <u>98 Trey Flowers</u> | |
| LB: | 91 Jamie Collins | 55 Jonathan Freeny | | |
| LB: | 51 Jerod Mayo | 55 Jonathan Freeny | | |
| LB: | 54 Dont'a Hightower | 58 Jonathan Bostic | | |
| RCB: | 26 Logan Ryan | <u>22 Justin Coleman</u> | | |
| LCB: | 21 Malcolm Butler | 24 Rashaan Melvin | | |
| S: | 23 Patrick Chung | 30 Duron Harmon | <u>37 Jordan Richards</u> | Dewey McDonald |
| S: | 32 Devin McCourty | 27 Tavon Wilson | 43 Nate Ebner | <u>36 Brandon King</u> |

SPECIAL TEAMS

| | | | |
|------------|-----------------------|-------------------|------------------|
| K: | 3 Stephen Gostkowski | | |
| P: | 6 Ryan Allen | | |
| H: | 6 Ryan Allen | | |
| PR: | 11 Julian Edelman | 80 Danny Amendola | 23 Patrick Chung |
| KR: | 80 Danny Amendola | 18 Matthew Slater | 23 Patrick Chung |
| LS: | <u>49 Joe Cardona</u> | | |

PRONUNCIATION GUIDE

| | | | |
|--------------------|-------------------|------------------|----------------------|
| Danny Amendola | am-men-DOLE-uh | Dont'a Hightower | don-TAY |
| LeGarrette Blount | LUH-gare-et BLUNT | Jerod Mayo | je-ROD |
| Joe Cardona | car-DOAN-a | Jabaal Sheard | juh-BALL SHEERD |
| Dominique Easley | DAW-min-EEK | Sealver Siliga | SIL-ver SEE-ling-gah |
| Stephen Gostkowski | gost-COW-ski | Tavon Wilson | TAY-von |
| Geneo Grissom | GEE-no | | |



PATRIOTS

vs. Eagles

SERIES HISTORY



The Patriots and Eagles will meet for the 12th time in the regular season and the 13th time overall, including New England's 24-21 victory in Super Bowl XXXIX following the 2004 season.

This week's game is one of 19 Super Bowl rematches featured this season as part of the Super Bowl 50 celebration.

The Patriots will face Philadelphia in the regular season for the first time since a 38-20 win at Lincoln Financial Field on Nov. 27, 2011. The Patriots will host Philadelphia in a regular season game for the first time since the 2007 season, when the Patriots edged the Eagles, 31-28, on Nov. 25, 2007 at Gillette Stadium. The 2007 game marked Philadelphia's only regular season game at Gillette Stadium.

Including the Super Bowl XXXIX victory, the Patriots have won the last four meetings between the two teams.

While the teams have played just 12 times in the regular season, the teams have played 22 times in the preseason (most recently in 2014), with the Patriots holding a 12-10 lead in those games. The only team that New England has faced more in the preseason is the New York Giants and Washington Redskins with 25 meetings apiece.

REGULAR SEASON - EAGLES 6, PATRIOTS 5

| Date | Result | Score | H/A | Stadium |
|----------|--------|-------|-----|-------------------------|
| 11/04/73 | L | 23-24 | A | Veterans Stadium |
| 11/27/77 | W | 14-6 | H | Schaefer Stadium |
| 10/08/78 | W | 24-14 | H | Schaefer Stadium |
| 09/13/81 | L | 3-13 | A | Veterans Stadium |
| 12/09/84 | L | 17-27 | A | Veterans Stadium |
| 11/29/87 | L(OT) | 31-34 | H | Sullivan Stadium |
| 11/04/90 | L | 20-48 | A | Veterans Stadium |
| 12/19/99 | L | 9-24 | A | Veterans Stadium |
| 09/14/03 | W | 31-10 | A | Lincoln Financial Field |
| 11/25/07 | W | 31-28 | H | Gillette Stadium |
| 11/27/11 | W | 38-20 | A | Lincoln Financial Field |

PLAYOFFS - PATRIOTS 1, EAGLES 0

| Date | Result | Score | H/A | Stadium |
|----------|--------|-------|-----|----------------|
| 02/06/05 | W | 24-21 | N | Alltel Stadium |

*Super Bowl XXXIX

QUICK HITS

The Patriots schedule rotation has them playing the NFC East in 2015. The Patriots beat Dallas, 30-6, in Texas on Oct. 11, beat Washington, 27-10, at Gillette Stadium on Nov. 8 and beat the New York Giants, 27-26, at MetLife Stadium on Nov. 15. The Patriots will look to finish with a 4-0 record in the division with a win this week. The last time the Patriots played the NFC East was in 2007 when they finished with a 4-0 record.

New England holds an all-time combined regular-season record of 20-23 against the NFC East teams - Dallas (5-7), N.Y. Giants (6-4), Philadelphia (5-6) and Washington (4-6). The Patriots are 1-2 against the NFC East in the Super Bowl after beating Philadelphia 24-21 in Super Bowl XXXIX and losing to the Giants 17-14 in Super Bowl XLI and 21-17 in Super Bowl XLVI.

TALE OF THE TAPE

| 2015 Regular Season | New England | Philadelphia |
|--------------------------|-------------|--------------|
| Record | 10-1 | 4-7 |
| Divisional Standings | 1st | 3rd |
| Total Yards Gained | 4,425 | 3,977 |
| Total Offense (Rank) | 402.3 (2) | 361.5 (12) |
| Rush Offense | 87.2 (29) | 114.5 (13) |
| Pass Offense | 315.1 (1) | 247.0 (16) |
| Points Per Game | 31.5 (2) | 22.0 (20) |
| Total Yards Allowed | 3,846 | 4,174 |
| Total Defense (Rank) | 349.6 (16) | 379.5 (25) |
| Rush Defense | 97.0 (11) | 126.6 (27t) |
| Pass Defense | 252.6 (19) | 252.8 (20) |
| Points Allowed/Game | 19.3 (5) | 24.9 (23) |
| Possession Avg. | 29:43 | 26:15 |
| Sacks Allowed/Yards Lost | 25/134 | 27/196 |
| Sacks Made/Yards | 35/231 | 26/178 |
| Total Touchdowns Scored | 39 | 28 |
| Penalties Against/Yards | 74/700 | 75/573 |
| Punts/Avg. | 46/44.9 | 61/41.7 |
| Turnover Differential | +6 (4t) | 0 (14t) |

PASSING PERFORMANCES

Tom Brady is slated to start against the Eagles for the fifth time in his career and for the fourth time in the regular season.

TOM BRADY VS. PHILADELPHIA (3-0) REGULAR SEASON

| Date | H/A | A | C | Yd | % | TD | I | Rating | W/L | Score |
|---------------|-----|------------|-----------|------------|-------------|----------|----------|--------------|-----|------------|
| 09/14/03 | A | 44 | 30 | 255 | .682 | 3 | 0 | 105.8 | W | 31-10 |
| 11/25/07 | H | 54 | 34 | 380 | .629 | 1 | 0 | 90.0 | W | 31-28 |
| 11/27/11 | A | 34 | 24 | 361 | .706 | 3 | 0 | 134.6 | W | 38-20 |
| Totals | | 132 | 88 | 996 | .667 | 7 | 1 | 106.8 | | 3-0 |

TOM BRADY VS. PHILADELPHIA (1-0) POSTSEASON

| | | | | | | | | | | |
|------------------|----------|-----------|-----------|------------|-------------|----------|----------|--------------|----------|--------------|
| 02/06/05* | N | 33 | 23 | 236 | .697 | 2 | 0 | 110.2 | W | 24-21 |
|------------------|----------|-----------|-----------|------------|-------------|----------|----------|--------------|----------|--------------|

*Super Bowl XXXIX

BRADY IS UNDEFEATED AGAINST THE EAGLES

Philadelphia is one of eight NFL teams that Tom Brady has an undefeated regular season record against as a starting quarterback.

BRADY'S BEST WIN PERCENTAGE AS A STARTER AGAINST SPECIFIC TEAMS

| TEAM | RECORD |
|----------------------|--------|
| Jacksonville Jaguars | 5-0 |
| Atlanta Falcons | 4-0 |
| Chicago Bears | 4-0 |
| Dallas Cowboys | 4-0 |
| Detroit Lions | 4-0 |
| Minnesota Vikings | 4-0 |
| Philadelphia Eagles | 3-0 |
| Tampa Bay Buccaneers | 3-0 |



PATRIOTS

vs. Eagles

LAST MEETING: PATRIOTS 38, EAGLES 20

November 27, 2011 ★ Lincoln Financial Field

| | 1 | 2 | 3 | 4 | Final |
|----------------------|----|----|---|---|-------|
| New England Patriots | 7 | 17 | 7 | 7 | — 38 |
| Philadelphia Eagles | 10 | 3 | 0 | 7 | — 20 |

The New England Patriots overcame a quick 10-0 deficit on their way to a 38-20 victory over the Philadelphia Eagles at Lincoln Financial Field. The AFC-leading Patriots improved to 8-3 and stayed in the hunt for the lead in the conference. With their eighth win of the 2011 season, the Patriots (8-3) were guaranteed to finish the season with a record of .500 or better for the 11th consecutive year.

Tom Brady threw for 361 yards and three touchdowns, WR Deion Branch (125) and WR Wes Welker (115) both went over 100 yards receiving and RB BenJarvus Green-Ellis scored two touchdowns. Both receivers also contributed big plays. Branch caught a 63-yard pass from Brady in the second quarter to set up a touchdown, and Welker scored on a 41-yard touchdown later in the second quarter.

Vince Young, who threw for 400 yards, started for the Eagles in place of Michael Vick and led the Eagles on scoring drives on their first two series for a 10-0 first quarter lead. Young connected on a 22-yard pass on the game's first play and then he connected with WR Riley Cooper on a 58-yard pass to the New England 4-yard line to set up a 2-yard touchdown run by LeSean McCoy for a 7-0 lead. A 44-yard pass from Young to WR DeSean Jackson on the next series positioned the Eagles for a 43-yard field goal and a 10-0 lead.

New England scored on four of their next five drives to take a 24-13 half-time lead. Green-Ellis capped a 12-play, 80-yard drive with a 4-yard touchdown run to make it 10-7 at the end of the first quarter. Brady hit the deep pass to Branch to the Philadelphia 1-yard line to set up Green-Ellis' second touchdown run of the day and give the Patriots a 14-10 lead early in the second quarter.

Young went deep on the next series in an attempt to Jackson, but CB Antwaun Molden registered his first career interception. The Patriots failed to capitalize with a missed field goal, but forced Philadelphia on a three-and-out on the next series. Brady hit Welker for a 41-yard touchdown on the ensuing drive for a 21-10 lead midway through the second quarter.

A Philadelphia field goal closed the score to 21-13, but New England took over with 2:11 left in the first half and all three time outs and were able to move to the Philadelphia 27-yard line where K Stephen Gostkowski drilled a 45-yard field goal for a 24-13 halftime lead.

New England took the second-half kick and engineered an 8-play, 69-yard drive that ended when Brady connected with Welker for a 9-yard touchdown pass for a 31-13 lead. The Patriots opened the fourth quarter with a 75-yard scoring drive that ended in a 24-yard touchdown pass from Brady to TE Rob Gronkowski for a 38-13 lead.

Philadelphia closed out the scoring with a four-minute drive that ended in a touchdown with 36 seconds to play for a 38-20 final.

CONNECTIONS

NEW ENGLAND TIES

★ Eagles **head coach Chip Kelly** is a native of Dover, N.H., and attended the University of New Hampshire, where he played quarterback and defensive back for head coach Bill Bowles from 1981-84. Kelly returned to New Hampshire to coach running backs in 1992. He switched to offensive line coach in 1997, before being promoted to offensive coordinator and quarterbacks coach in 1999. During his six years in the role, Kelly's offenses at his alma mater averaged more than 400 yards of total offense in seven of his eight seasons and more than 30 points per game in his final four years. As a result, three Wildcats received first-team All-America acclaim in each of his last two seasons in the Granite State.

★ Eagles **special teams coordinator Dave Fipp** spent two seasons (1998 safeties, 1999 secondary/special teams coordinator) coaching at Holy Cross in Worcester, Mass.

★ Eagles **defensive line/assistant head coach Jerry Azzinaro** has strong coaching roots in New England, where he served as an assistant at Maine, Boston College, Massachusetts and Westfield State from 1985 to 1998. He began his coaching career in 1978 as a graduate assistant at his alma mater, American International (Springfield, Mass.) while simultaneously serving as head wrestling coach at Hopkins Academy (Hadley, Mass.).

★ Eagles **wide receivers coach Bob Bicknell** is a native of Holliston, Mass., and was a three-year letterman as a tight end at Boston College. His father, Jack, was the head coach at BC from 1981-1990. Bicknell began his coaching career as the safeties coach at his alma mater in 1993. He then coached the running backs at BC in 1994 and linebackers from 1995-97.

★ Eagles **assistant defensive line coach Mike Dawson** was a three-year starter at linebacker and defensive end at UMass-Amherst and graduated with a degree in sports management. He began his coaching career as a defensive line coach at UMass-Lowell in the spring of 1998 before moving on to Maine for the 1998-99 seasons. In 2000, Dawson accepted a position as the linebacker coach at New Hampshire and held several positions at the school from 2000-2005. After leaving the area to coach at Akron in 2006, Dawson returned to New England to coach special teams at Boston College from 2009-11.

★ Eagles **quarterbacks coach Ryan Day** is a native of Manchester, N.H., and attended New Hampshire, where he served as a team captain as a senior and held four UNH passing records upon graduation. Day earned his masters in administrative studies from Boston College in 2004 and held three separate stints coaching at the college (2003-04 graduate assistant, 2007-11 wide receivers, 2013-14 offensive coordinator/quarterbacks).

★ Eagles **outside linebackers coach Bill McGovern** was a four-year starter at defensive back at Holy Cross in Worcester, Mass., and set single-season (11) and career (24) records for interceptions in 1-AA as a senior while earning consensus first-team All-American honors. McGovern had several coaching stints in the New England area at Holy Cross, Massachusetts and Boston College (1986-97 Holy Cross, 1988-90 Massachusetts, 1991-92 Holy Cross, 1993 Massachusetts, 1994-96 Boston College, 2000-12 Boston College).

★ Eagles **assistant linebackers coach Brian Smith** was a three-year starter in the secondary at the University of Massachusetts and began his coaching career at his alma mater in 2004, tutoring the team's outside linebackers. He was named the team's wide receivers coach the following season, where he worked with New York Giants All-Pro and Pro Bowl WR Victor Cruz.



PATRIOTS

vs. Eagles

CONNECTIONS (CONT'D)

- ★ Eagles **offensive line coach Jeff Stoutland** was a four-year letterman and three-year starter at inside linebacker at Southern Connecticut State. He earned Little All-America honors as a senior and was named a team captain. Stoutland began his coaching career at his alma mater as the inside linebackers coach from 1984-85. In 1988, he returned for his second coaching stint at the school where he served as the team's offensive coordinator for four seasons.
- ★ Eagles **defensive quality control coach Stephen Thomas** served a defensive graduate assistant at Delaware from 2009-10.
- ★ Eagles **LB Kiko Alonso** was born in Newton, Mass., but moved to California for high school.

PHILADELPHIA TIES

- ★ Patriots **special teams coach Joe Judge** was born in Philadelphia, and played quarterback and strong safety during a four-year high school career at Landsdale (Pa.) Catholic High School. He was named All-Area as a junior and senior.
- ★ Patriots **special teams assistant Ray Ventrone** appeared in 35 games at Villanova where he earned first-team All-Atlantic 10 honors and was named to the Atlantic 10 All-Academic Team his junior year. Ventrone finished his Wildcat career with 251 tackles, two sacks, five forced fumbles, four fumble recoveries and 11 passes defended.
- ★ Patriots **defensive line coach Brendan Daly** coached the defensive line at Villanova in 2005.

FORMER PATRIOTS

- ★ Eagles **defensive backs coach Cory Undlin** began his NFL career in 2004 as a defensive assistant with the New England Patriots, working with the secondary. In his one year with the Patriots, he helped the team capture a victory in Super Bowl XXXIX.
- ★ Eagles **WR Jonathan Krause** spent this year's training camp with the New England Patriots and was a member of the team's practice squad in 2014.

FORMER EAGLES

- ★ Patriots **S Patrick Chung** spent the 2013 season with the Philadelphia Eagles, where he started in 10 of the 12 games he played and compiled 56 tackles, seven passes defended and one fumble recovery. Chung recorded four tackles in Philadelphia's postseason game vs. New Orleans.

FORMER NFL TEAMMATES

- ★ Eagles **offensive coordinator Pat Shurmur** served as offensive coordinator for the St. Louis Rams from 2009-10, where he worked with Patriots **WR Danny Amendola** (2009-12) and Patriots **defensive line coach Brendan Daly** (defensive line, 2009-11).
- ★ Eagles **offensive coordinator Pat Shurmur** spent two seasons (2011-12) as head coach of the Cleveland Browns where he worked with Patriots **DL Jabbaal Sheard** (2011-14) and **special teams assistant Ray Ventrone**, who played safety for the Browns from 2009-12.

CONNECTIONS (CONT'D)

- ★ Eagles **defensive coordinator Bill Davis** tutored Patriots **DL Alan Branch** (2007-10) when Davis served as a member of the Arizona Cardinals defensive coaching staff (2007-08 linebackers, 2009-10 defensive coordinator).
- ★ Eagles **special teams coordinator Dave Fipp** worked with Patriots **LB Jonathan Freeny** (2012-14) when he served as assistant special teams coach for the Miami Dolphins (2011-12).
- ★ Eagles **wide receivers coach Bob Bicknell** tutored Patriots **TE Scott Chandler** when he served as tight ends coach for the Buffalo Bills from 2010-11 and wide receivers coach in 2012.
- ★ Eagles **defensive backs coach Cory Undlin** tutored Patriots **DL Sealver Siliga** when Undlin served as the defensive quality control coach for the Denver Broncos in 2012.
- ★ Patriots **WR Brandon LaFell** and Eagles **WR Seyi Ajirotutu** were offensive teammates with the Carolina Panthers in 2011.
- ★ Patriots **DL Alan Branch** and **TE Scott Chandler** and Eagles **LB Kiko Alonso** and **QB Thad Lewis** were defensive teammates with the Buffalo Bills in 2013.
- ★ Patriots **TE Scott Chandler** and Eagles **WR Miles Austin** were offensive teammates with the Dallas Cowboys in 2010.
- ★ Eagles **QB Sam Bradford** (2010-14) and **WR Danny Amendola** (2009-12) were offensive teammates with the St. Louis Rams.
- ★ Patriots **DT Akiem Hicks** and Eagles **S Malcolm Jenkins** were defensive teammates with the New Orleans Saints from 2012-13.
- ★ Patriots **DL Alan Branch**, Eagles **S Chris Maragos** and Eagles **DB Walter Thurmond III** were defensive teammates with the Seattle Seahawks from 2011-12.
- ★ Patriots **TE Scott Chandler** and **RB Darren Sproles** were offensive teammates with the San Diego Chargers in 2007.
- ★ Patriots **LB Jonathan Freeny** and Eagles **K Caleb Sturgis** were teammates with the Miami Dolphins from 2013-14.

FORMER COLLEGE TEAMMATES

- ★ Patriots **RB LeGarrette Blount** (2008-09) and Patriots **S Patrick Chung** (2005-08) worked with Eagles **head coach Chip Kelly** (2007-08 offensive coordinator, 2009-12 head coach), Eagles **LB Kiko Alonso** (2008-12), **DE Brandon Bair** (2007-10), Eagles **RB Kenjon Barner** (2009-12) and Eagles **assistant defensive backs coach Matthew Harper** (2006-07 played safety) at Oregon.
- ★ Patriots **defensive coordinator Matt Patricia** (graduate assistant 2001-03) worked with Eagles **defensive line/assistant head coach Jerry Azzinaro** (defensive line/recruiting coordinator 1999-03) when they served as members of the Syracuse coaching staff.
- ★ Patriots **OL Cameron Fleming**, **DB Jordan Richards** and Eagles **TE Zach Ertz** were offensive teammates at Stanford in 2012.
- ★ Patriots **DL Alan Branch** and Eagles **LB Brandon Graham** were defensive teammates at Michigan in 2006.
- ★ Patriots **DB Jordan Richards** and Eagles **S Ed Reynolds** were teammates in the secondary at Stanford from 2012-13.
- ★ Patriots **DL Dominique Easley** (2010-13) and **LB Jon Bostic** (2009-12) played with Eagles **DB Jaylen Watkins** (2010-13), Eagles **K Caleb Sturgis** (2008-12), Eagles **WR Riley Cooper** (2006-09) and Eagles **TE Trey Burton** (2010-13) at Florida.



PATRIOTS

Last Game

DENVER 30, PATRIOTS 24 (OT)

November 29, 2015 ★ Sports Authority Field at Mile High

| | 1 | 2 | 3 | 4 | OT | Final |
|----------------------|---|---|----|---|----|-------|
| New England Patriots | 0 | 3 | 7 | 3 | 0 | — 13 |
| Denver Broncos | 3 | 7 | 10 | 0 | 6 | — 20 |

The Denver Broncos overcame a 21-7 fourth-quarter deficit to win, 30-24, in overtime and hand the visiting New England Patriots their first loss of the season in a snowy Sunday Night Football game in Denver. It was the Patriots first loss in a snow in the Bill Belichick era.

The Patriots were in front, 21-17, when Denver got the ball with 2:31 to play. Denver QB Brock Osweiler completed a 36-yard pass to WR Demaryius Thomas, his only reception of the night. Two plays later, Osweiler connected with WR Emmanuel Sanders on a 39-yard pass that helped get in position for Osweiler's 4-yard touchdown pass to WR Andre Caldwell for a 24-21 lead.

Tom Brady and the Patriots got the ball back with 1:09 to play and moved to the 29-yard line to set up K Stephen Gostkowski's 47-yard field goal as time expired to send the game into overtime.

The Patriots won the coin toss and elected to receive but were stopped on three straight plays. On Denver's second play from scrimmage, RB C.J. Anderson scored on a 48-yard run to power the Broncos to the win.

The Patriots opened the fourth quarter with a 63-yard touchdown pass from Brady to RB Brandon Bolden to go up 21-7. After stopping the Broncos on the ensuing drive, rookie WR Chris Harper muffed a punt that was recovered by Denver at the New England 36-yard line. Denver took advantage of the turnover when Osweiler connected on a 17-yard pass to Sanders followed by a 15-yard touchdown pass to Anderson to make it 21-14.

A holding call on the Patriots next possession nullified a 51-yard pass from Brady to WR Keshawn Martin on a third-and-11 play. New England failed to convert on third-and-20 following the penalty, and Denver's next possession resulted in a 21-yard field goal to make it 21-17.

New England got on the board first in the first quarter when they scored on their first possession. New England fielded a short punt of 25 yards to start their first drive at the Denver 47-yard line. That helped get set up a 23-yard touchdown pass from Brady to TE Rob Gronkowski.

The Patriots defense helped set up the second touchdown in the second quarter. DL Jabaal Sheard tipped a pass that was intercepted by DL Chandler Jones at the Denver 15-yard line. That helped set up a 9-yard touchdown pass from Brady to TE Scott Chandler for a 14-0 lead.

Denver got on the board before the end of the half when RB Ronnie Hillman concluded a 10-play, 77-yard drive with a 19-yard touchdown run to make it 14-7. The score remained 14-7 heading into the final quarter.

Brady's 63-yard touchdown pass to Bolden was his 420th career touchdown, moving him into a third place tie with Dan Marino on the NFL's all-time touchdown list.

New England managed just 16 first downs and held the ball for only 25:57 against the top-ranked Denver defense.

BRADY TIES MARINO

Tom Brady tied Dan Marino for third place on the NFL's all-time touchdown list with 420 after throwing for three touchdowns against Denver - a 23-yard touchdown pass to TE Rob Gronkowski in the first quarter, a 9-yard pass to TE Scott Chandler in the second quarter and a 63-yard pass to RB Brandon Bolden in the fourth quarter.

MOST CAREER TOUCHDOWN PASSES (REGULAR SEASON ONLY) BOLD INDICATES ACTIVE PLAYERS

| RANK | NAME | TOUCHDOWNS |
|------------|------------------|------------|
| 1. | Peyton Manning | 539 |
| 2. | Brett Favre | 508 |
| 3t. | Tom Brady | 420 |
| 3t. | Dan Marino | 420 |
| 5. | Drew Brees | 416 |

BRADY GOES LONG AGAIN

Tom Brady has his fifth straight game with a pass of at least 40 yards after his 63-yard pass touchdown pass to RB Brandon Bolden in the fourth quarter. His longest streak of games with at least 40yard pass was eight straight games in 2007. He had a seven-game streak in 2009 and a four-game streak in 2003 and 2011.

FIFTH 2015 TRIFECTA

Brady threw for three touchdowns against Denver and now has five games in 2015 with three or more touchdowns.

GRONKOWSKI MOVING ON UP

TE Rob Gronkowski (365) is one of 10 Patriots player to reach 300 career receptions. Gronkowski and moved past Irving Fryar (363) into sixth on the Patriots all-time reception list. Kevin Faulk is fifth with 431 receptions.

GRONKOWSKI PASSES SHARPE

Gronkowski scored on a 23-yard pass in the first quarter for his 63rd career touchdown catch. His 63 career touchdown receptions put in him sole possession of third place for most touchdown receptions by an NFL tight end.

MOST TOUCHDOWN RECEPTIONS BY AN NFL TIGHT END

| Player | Career Touchdown Receptions |
|-----------------------|-----------------------------|
| Tony Gonzalez | 111 |
| Antonio Gates | 103 |
| Rob Gronkowski | 63 |
| Shannon Sharpe | 62 |
| Jerry Smith | 60 |
| Jason Witten | 59 |
| Vernon Davis | 55 |



PATRIOTS

Last Game

FREENY GETS FIRST CAREER SACK

LB Jonathan Freeny registered his first NFL sack when he dropped Denver QB Brock Osweiler for a 13-yard loss on a third-down play in the first quarter to force a Denver punt.

CLEVELAND GETS FIRST CATCH

TE Asante Cleveland's 1-yard reception from Tom Brady in the second quarter was his first NFL reception.

JONES PICKS FIRST PASS

DL Chandler Jones recorded his first NFL interception when he picked off a pass that was tipped by DL Jabaal Sheard to give the Patriots a first down at the Denver 15-yard line in the second quarter. It is the first interception by a Patriots defensive lineman since DL Rob Ninkovich picked off a Peyton Manning pass vs. Denver on Nov. 2, 2014.

CHUNG RETURNS FIRST CAREER PUNT

Patrick Chung returned a third quarter punt for four yards, the first NFL punt return of his career.

BOLDEN GOES FOR CAREER LONG TD

Brandon Bolden's 63-yard touchdown reception in the fourth quarter is the longest reception of his career. His previous long was two 18-yard receptions - 18 yards vs. Washington (11/8/15) and 18 yards at Houston (12/2/13).

LINEUP NOTES

BRYAN STORK MAKES FIRST START OF THE SEASON

★ **OL Bryan Stork** made his first start of the season at center.

SEBASTIAN VOLLMER RETURNS TO THE STARTING LINEUP

★ **OL Sebastian Vollmer** returned to the starting lineup at left tackle. He missed the game at the New York Giants and then returned to action last week against Buffalo but did not start.

MARCUS CANNON STARTS AT RIGHT TACKLE

★ **OL Marcus Cannon** made his third start of the season overall and his first start of the year at right tackle after starting at left tackle for two games.

KESHAWN MARTIN RETURNS TO ACTION

★ **WR Keshawn Martin** returned to action with a start at wide receiver after missing the last five games due to injury.

ASANTE CLEVELAND PLAYS IN FIRST GAME WITH THE PATRIOTS

★ **TE Asante Cleveland** was signed to the 53-man roster from the practice squad the day before the game and made his Patriots debut.

DARIUS FLEMING SEES FIRST ACTION OF 2015

★ **LB Darius Fleming** was signed from the practice squad to the 53-man roster the day before the game and saw his first action of the 2015 season.

ROOKIE TRE' JACKSON RETURNED TO ACTION

★ Rookie **G Tre' Jackson** returned to action after missing three games due to injury.



NOTEWORTHY

2015

PATRIOTS

*The Patriots will look to become the ninth team to repeat as Super Bowl champions and the first team to do so since New England won back-to-back Super Bowls in 2003 and 2004. The Patriots will try to match Pittsburgh as the only other NFL team with back-to-back Super Bowl wins two separate times.

*The 2015 Patriots can match the Oakland Raiders (1973-1977) as only the second team in NFL history to advance to five straight conference championship games.

*The Patriots have won six straight division titles (2009-14) and can match the Los Angeles Rams (1973-79) for the most consecutive division titles in NFL history if they win the AFC East in 2015.

PRO BOWL BALLOTING

NFL Pro Bowl balloting has begun with fans voting to select players for the 2016 Pro Bowl. Voting is available online and on web-enabled mobile phones by going to www.NFL.com/probowl/ballot until Tuesday, Dec. 15. The Pro Bowl players will be announced on Tuesday, Dec. 22, live on NFL Network. The Pro Bowl will remain "unconferenced." Players will be selected without regard to conference in voting and assigned to Pro Bowl teams via a fantasy football-style draft. The 2016 Pro Bowl will be played on Sun., Jan. 31, 2016 and televised live from Aloha Stadium in Honolulu, Hawaii.



PRO BOWL - PATRIOTS RANKINGS

The New England Patriots have 17 players in the top 10 in Pro Bowl votes in their respective positions, including QB Tom Brady, K Stephen Gostkowski and TE Rob Gronkowski, who lead the fan voting at their positions. Brady leads all NFL players.

| | |
|--|--|
| RS Danny Amendola ... (2nd in Voting - 42,833) | WR Julian Edelman ... (8th in Voting - 212,741) |
| C David Andrews ... (2nd in Voting - 74,478) | TE Rob Gronkowski ... (1st in Voting - 243,451) |
| P Ryan Allen ... (2nd in Voting - 40,291) | K Stephen Gostkowski (1st in Voting - 109,778) |
| QB Tom Brady ... (1st in Voting - 342,471) | LB Dont'a Hightower ... (7th in Voting - 51,389) |
| DL Alan Branch ... (10th in Voting - 33,825) | DE Chandler Jones ... (2nd in Voting - 124,769) |
| CB Malcolm Butler ... (8th in Voting - 55,805) | S Devin McCourty ... (5th in Voting - 36,531) |
| T Marcus Cannon ... (8th in Voting - 41,975) | ST Matthew Slater ... (2nd in Voting - 53,061) |
| S Patrick Chung ... (9th in Voting - 25,694) | T Sebastian Vollmer ... (2nd in Voting - 67,509) |
| LB Jamie Collins ... (2nd in Voting - 91,949) | |

BILL BELICHICK

*Bill Belichick (6) needs to reach one more Super Bowl as a head coach to break a tie with Don Shula (6) for the most conference titles.

*Belichick has four Super Bowl wins as a head coach to match Pittsburgh's Chuck Noll for the most wins. With one more Super Bowl win, Belichick will have the most wins by a head coach in Super Bowl history.

*Belichick has led the Patriots to 15 straight winning seasons, the second most consecutive winning seasons all-time to the 20 by Tom Landry.

*Belichick is one of five head coaches to win six consecutive division titles (2009-14) - Paul Brown (1950-55), Tom Landry (1966-71), Bud Grant (1973-78) and Chuck Noll (1974-79) - and needs one more division title in 2015 to have seven, the most consecutive division titles among all head coaches.

*Belichick has 12 division titles as a head coach and needs one more to tie Tom Landry and Don Shula for 13, the most division titles among all head coaches.

*Bill Belichick (2007 and 2015) and Don Shula (1972 and 1984) are the only two head coaches to lead their teams to starts of 10-0 or better in the Super Bowl era.

TOM BRADY

CONSISTENT WINNER

Tom Brady has 170 career regular-season wins with the Patriots, the most wins by a starting quarterback with one team.

| QUARTERBACK | TEAM | CAREER WINS |
|------------------|--------------------|-------------|
| Tom Brady | New England | 170 |
| Brett Favre | Green Bay | 160 |
| John Elway | Denver | 148 |
| Dan Marino | Miami | 147 |
| Peyton Manning | Indianapolis | 141 |

TOM BRADY (CONT.)

*Brady is in his 16th season with the Patriots, tying former Patriots QB Steve Grogan (1975-90) for most seasons with the Patriots.

*Brady became the fourth NFL player to ever reach 400 career touchdown passes on a second quarter TD pass vs. Jacksonville (9/27/15).

*If Brady reaches 30 or more touchdown passes in 2015, he will become just the fourth player in NFL history with at least 30 or more touchdown passes in six seasons.

*If Brady reaches 4,000 passing yards in 2015, he will be just the third player in NFL history with at least eight 4,000-yard passing seasons.

*Brady has now played in 219 career games with the Patriots, moving past Bruce Armstrong (212) for most games played in Patriots history. He has started in 217 games and moved past Armstrong (212) for most starts in Patriots history.

*Tom Brady made his 14th opening day start with the Patriots in 2015. The only NFL quarterbacks with more opening day starts with one team are John Elway (16 with Denver), Dan Marino (16 with Miami) and Brett Favre (15 with Green Bay).

*Tom Brady (2007 and 2015) and Peyton Manning (2005 and 2009) are the only Super Bowl era quarterbacks to lead their teams to two 10-0 or better starts to a season.

STEPHEN GOSTKOWSKI

*Stephen Gostkowski has led the NFL in scoring in each of the last three seasons (2012-14). He can become just the third NFL player to lead the NFL in scoring in at least four consecutive seasons, joining Don Hutson (1940-44) and Gino Cappelletti (1963-66).

*If Stephen Gostkowski leads the NFL in scoring in 2015, he will join Don Hutson (5) and Gino Cappelletti (5) as the only NFL players to lead the NFL in scoring in five seasons. Gostkowski has led the NFL in scoring in 2008, 2012, 2013 and 2014.

*Gostkowski (266) moved past Adam Vinatieri (263) for the most field goal sin team history.

*Gostkowski moved past Matt Stover (422) and is first in NFL history with 447 consecutive extra points.

ROB GRONKOWSKI

EXCLUSIVE

64

COMPANY

Rob Gronkowski became the second Patriots player with 60 career touchdowns and the fifth NFL tight end with 60 touchdowns. He reached 60 touchdowns in 70 games, the fastest among all tight ends.

MOST TOUCHDOWNS BY PATRIOTS PLAYER

| Player | Touchdowns |
|----------------|---------------------|
| Stanley Morgan | 68 (67-rec, 1-rt) |
| Rob Gronkowski | 64 (63-rec, 1 rush) |
| Ben Coates | 50 (50-rec) |
| Randy Moss | 50 (50-rec) |

*Rob Gronkowski has 64 overall touchdowns and needs five touchdowns to move past Stanley Morgan (68) to become the all-time leader in touchdowns scored for the Patriots.

*Gronkowski (63) needs six receiving touchdowns to move past Stanley Morgan (67) to become the all-time leader in receiving touchdowns for the Patriots.

*Gronkowski became the seventh Patriots player to reach 5,000 receiving yards (5,222). He reached 5,000 yards in his 72nd NFL game to become the second fastest tight end to reach 5,000 yards. Kellen Winslow reached 5,000 yards in his 69th game.

INDIVIDUAL & TEAM NOTES





ROBERT KRAFT

News & Notes

Since Robert Kraft purchased the team in 1994, the Patriots have experienced one of the most dramatic turnarounds in the history of sports. Now in his 22nd season of ownership, Kraft has transformed one of the league's least successful clubs into what observers view as a model NFL franchise. In the five seasons immediately preceding his purchase (1989-93), the Patriots were a moribund team, winning just 19 of 80 games (.238 pct.) and logging the worst record in the NFL over that span. When he bought the franchise on Jan. 21, 1994, Kraft



announced his intention to bring a championship to New England, a tall order considering the team's previous success rate. But under Kraft's leadership, the Patriots have won more division titles (14), conference crowns (7) and Super Bowl championships (4) than any other NFL team. Super Bowl XLIX was the seventh Super Bowl appearance since Kraft purchased the team, a period during which no other team has earned more than four berths. In Kraft's 21 seasons, the Patriots have qualified for the playoffs 16 times, more than doubling the franchise's accomplishments during its first 34 seasons.

| | Pre-Kraft 1960-93 | Pre-Kraft 1989-93 | Kraft Era 1994-13 |
|---------------------|------------------------------|------------------------------|------------------------------|
| Overall Record | 225-276-9 | 19-61 | 263-120 |
| Winning Pct. | .450 | .238 | .687 |
| Super Bowl Titles | 0 | 0 | 4 |
| Conference Titles | 1 | 0 | 7 |
| Division Titles | 3 | 0 | 14 |
| Playoff Seasons | 6 | 0 | 16 |
| Playoff Record | 4-6 | - | 24-12 |
| Home Playoff Games | 1 | 0 | 20 |
| Home Playoff Record | 0-1 | - | 17-3 |

A CHAMPIONSHIP TRADITION

MULTIPLE LEAGUE CHAMPIONSHIPS SINCE 2001

| TEAM | LEAGUE | TITLES |
|-----------------------------|------------|----------|
| Los Angeles Galaxy | MLS | 5 |
| New England Patriots | NFL | 4 |
| Los Angeles Lakers | NBA | 4 |
| San Antonio Spurs | NBA | 4 |
| Boston Red Sox | MLB | 3 |
| San Francisco Giants | MLB | 3 |

HIGHEST WINNING PERCENTAGE IN MAJOR PROFESSIONAL SPORTS SINCE 1994 (Regular Season)

| TEAM | LEAGUE | PCT. |
|-----------------------------|------------|-------------|
| New England Patriots | NFL | .689 |
| San Antonio Spurs | NBA | .686 |
| Detroit Red Wings | NHL | .656 |
| Green Bay Packers | NFL | .644 |
| Pittsburgh Steelers | NFL | .627 |
| Los Angeles Lakers | NBA | .611 |

236 GAME SELLOUT STREAK

In the early 1990's, the Patriots seemed destined for relocation until Robert Kraft's purchase of the team rejuvenated local interest. In 1991, the season ticket base was just 17,635, barely enough to support the club. Now, the season tickets are capped and more than 50,000 fans are on a season ticket waiting list. The Patriots have sold out 236 consecutive home games, including playoff and preseason games (dating back to the 1994 season opener).

SINCE ROBERT KRAFT PURCHASED THE TEAM IN 1994

TOTAL VICTORIES SINCE 1994 (Regular Season)

| | |
|-----------------------------|------------|
| New England Patriots | 239 |
| Green Bay Packers | 223 |
| Pittsburgh Steelers | 217 |
| Denver Broncos | 212 |
| Indianapolis Colts | 211 |

TOTAL VICTORIES SINCE 1994 (Incl. Postseason)

| | |
|-----------------------------|------------|
| New England Patriots | 263 |
| Green Bay Packers | 240 |
| Pittsburgh Steelers | 234 |
| Indianapolis Colts | 225 |
| Denver Broncos | 223 |
| Philadelphia Eagles | 201 |

MOST HOME VICTORIES SINCE 1994 (Incl. Postseason)

| | |
|-----------------------------|------------|
| New England Patriots | 151 |
| Green Bay Packers | 143 |
| Pittsburgh Steelers | 135 |
| Denver Broncos | 130 |
| Indianapolis Colts | 126 |

WINNING PERCENTAGE SINCE 1994 (Incl. Postseason)

| TEAM | W | L | T | PCT. |
|-----------------------------|------------|------------|----------|-------------|
| New England Patriots | 263 | 120 | 0 | .687 |
| Green Bay Packers | 240 | 137 | 1 | .636 |
| Pittsburgh Steelers | 234 | 140 | 1 | .625 |
| Denver Broncos | 223 | 144 | 0 | .608 |
| Indianapolis Colts | 225 | 151 | 0 | .598 |
| Baltimore Ravens | 187 | 150 | 1 | .555 |
| Philadelphia Eagles | 201 | 167 | 2 | .546 |

SUPER BOWL CHAMPIONSHIPS SINCE 1994

| | |
|-----------------------------|----------|
| New England Patriots | 4 |
| Baltimore Ravens | 2 |
| Green Bay Packers | 2 |
| Pittsburgh Steelers | 2 |
| Denver Broncos | 2 |
| N.Y. Giants | 2 |

CONFERENCE CHAMPIONSHIPS SINCE 1994

| | |
|-----------------------------|----------|
| New England Patriots | 7 |
| Pittsburgh Steelers | 4 |
| Denver Broncos | 3 |
| Green Bay Packers | 3 |
| N.Y. Giants | 3 |
| Seattle Seahawks | 3 |

DIVISION CHAMPIONSHIPS SINCE 1994

| | |
|-----------------------------|-----------|
| New England Patriots | 14 |
| Green Bay Packers | 11 |
| Pittsburgh Steelers | 11 |
| Indianapolis Colts | 10 |

PLAYOFF VICTORIES SINCE 1994

| | |
|-----------------------------|-----------|
| New England Patriots | 24 |
| Pittsburgh Steelers | 17 |
| Green Bay Packers | 17 |
| Baltimore Ravens | 15 |
| Indianapolis Colts | 14 |
| San Francisco 49ers | 12 |

PLAYOFF GAMES PLAYED SINCE 1994

| | |
|-----------------------------|-----------|
| New England Patriots | 36 |
| Green Bay Packers | 31 |
| Indianapolis Colts | 29 |
| Pittsburgh Steelers | 28 |
| Philadelphia Eagles | 23 |
| Baltimore Ravens | 23 |
| San Francisco 49ers | 21 |

PLAYOFF SEASONS SINCE 1994

| | |
|-----------------------------|-----------|
| New England Patriots | 16 |
| Indianapolis Colts | 16 |
| Green Bay Packers | 16 |
| Pittsburgh Steelers | 13 |
| Philadelphia Eagles | 12 |

PLAYOFF WINNING PERCENTAGE SINCE 1994

| TEAM | W | L | PCT. |
|-----------------------------|-----------|-----------|-------------|
| New England Patriots | 24 | 12 | .667 |
| Baltimore Ravens | 15 | 8 | .652 |
| N.Y. Giants | 10 | 6 | .625 |
| Pittsburgh Steelers | 17 | 11 | .607 |
| St. Louis Rams | 6 | 4 | .600 |
| New Orleans Saints | 7 | 5 | .583 |



ROBERT KRAFT

Chairman & CEO

ESTABLISHING A WINNING TRADITION

Kraft's winning percentage with the Patriots (.687) since taking over the team in 1994 is the highest among all owners/ownership groups with at least 200 wins (regular and postseason). He is just one of five owners with at least 200 wins and a winning percentage over .600.

| OWNER | TEAM | YEARS | WINNING PCT. |
|----------------------|-----------------|---------------------|--------------|
| Robert Kraft | Patriots | 1994-present | .687 |
| Eddie DeBartalo, Jr. | 49ers | 1977-1999 | .636 |
| Clint Murchison, Jr. | Cowboys | 1960-1983 | .634 |
| Pat Bowlen | Denver | 1984-2015 | .609 |
| Joe Robbie | Dolphins | 1966-1989 | .609 |

ALL-TIME POSTSEASON WINS BY AN OWNER

Robert Kraft has 24 career postseason wins, which is tied for the third-most in NFL history.

| WINS | OWNERSHIP |
|-----------|---|
| 33 | The Rooney Family, Pittsburgh (1933-present) |
| 30 | Green Bay Packers (1919-present) |
| 24 | Robert Kraft, New England (1994-present) |
| 24 | the Mara Family, N.Y. Giants (1925-present) |
| 22 | Eddie DeBartalo, Jr., San Francisco (1977-1999) |
| 21 | Al Davis, Oakland/Los Angeles (1972-2011) |

QB STABILITY

Since 1994, the Patriots have had 15 quarterbacks on their active roster. Of this group, only four quarterbacks have started a regular-season or post-season game for the club, the fewest total of any team in the NFL. Only Drew Bledsoe and Tom Brady - have started on Opening Weekend for New England

| Team | Starting QBs since 1994 | Opening Day QBs since 1996 |
|--------------------|-------------------------|----------------------------|
| New England | 4 | 2 |
| Green Bay | 4 | 2 |
| N.Y. Giants | 7 | 6 |
| Houston** | 9 | 4 |
| Pittsburgh | 12 | 8 |
| Indianapolis | 12 | 5 |
| San Diego | 12 | 5 |
| Cincinnati | 13 | 8 |
| New Orleans | 15 | 7 |
| Seattle | 15 | 7 |
| Carolina | 15 | 9 |
| Kansas City | 15 | 8 |
| Atlanta | 15 | 6 |
| Denver | 16 | 6 |
| Buffalo | 16 | 9 |
| Jacksonville | 16 | 9 |
| San Francisco | 17 | 7 |
| Baltimore* | 17 | 9 |
| Philadelphia | 17 | 11 |
| Detroit | 17 | 6 |
| Tennessee | 18 | 8 |
| Tampa Bay | 18 | 11 |
| N.Y. Jets | 19 | 8 |
| Minnesota | 19 | 10 |
| Dallas | 20 | 5 |
| Miami | 20 | 8 |
| Washington | 21 | 13 |
| St. Louis | 23 | 8 |
| Arizona | 23 | 13 |
| Oakland | 23 | 8 |
| Chicago | 24 | 9 |
| Cleveland | 26 | 14 |

* Since 1996
** Since 2002

A MODEL OF CONSISTENCY

With Belichick in his 15th season as head coach, the Patriots have had just three head coaches since 1994, the fewest number by far of any AFC East team.

| AFC EAST TEAM | HEAD COACHES SINCE 1994 |
|--------------------|-------------------------|
| New England | 3 |
| N.Y. Jets | 8 |
| Buffalo | 9 |
| Miami | 10 |

COACHING CONSISTENCY

Since Kraft took ownership of the team in 1994, the Patriots have had just three head coaches - Bill Parcells (1994-1996), Pete Carroll (1997-1999) and current head coach Bill Belichick (2000-present). The only team with fewer head coaches since 1994 is the Pittsburgh Steelers, who have had two - Bill Cowher (1992-2006) and Mike Tomlin (2007-present).

| TEAM | HEAD COACHES SINCE 1994 |
|--------------------|-------------------------|
| Pittsburgh | 2 |
| New England | 3 |
| Baltimore Ravens* | 3 |
| Houston Texans** | 3 |
| N.Y. Giants | 3 |

* Since 1996
** Since 2002

| NFL Average of new head coaches per team since 1994 | Patriots |
|---|----------|
| 5.9 | 3 |

MILESTONE WIN FOR KRAFT

The victory over the New York Jets (12/21/14) was the 250th win under Robert Kraft. His 250 wins in his first 368 total games tied Chicago's George Halas for the fastest an owner has reached 250 victories.

CONTINUITY BREEDS SUCCESS

New England is the second team (1970s Pittsburgh Steelers) in NFL history - and first in 35 years - to win four Super Bowls with the same owner (Robert Kraft), head coach (Bill Belichick) and quarterback (Tom Brady).

KRAFT PRODUCES MORE WINS THAN EVERY OTHER PATRIOTS OWNER COMBINED

The Patriots have 263 wins overall under Robert Kraft. He has produced more victories than every other Patriots owner combined. Under Kraft, the Patriots are 263-120 overall since he purchased the team in 1994. Kraft's predecessors in the owner's office went 225-276-9 in the 34 years prior to his purchase of the team.



PATRIOTS VS. EAGLES

SUPER BOWL XXXIX

FEB. 6, 2005

On Feb. 6, 2005, the New England Patriots and the Philadelphia Eagles faced off in Jacksonville, Fla., for Super Bowl XXXIX. Their rematch this Sunday is one of 19 Super Bowl rematches featured this season as part of the NFL's 50th Super Bowl Celebration.

This week, the Patriots host the Eagles for one of 19 Super Bowl rematches on the 2015 NFL schedule. When these teams faced each other a decade ago in Super Bowl XXXIX, the Patriots walked away with a 24-21 win and became the first team since the 1997-1998 Denver Broncos to win back-to-back Super Bowls. The first quarter of the game featured stingy defense on both sides. The two teams traded three-and-outs on each of their first two drives, before S Rodney Harrison handed QB Donovan McNabb his first red-zone interception of the season with a pick in the end zone on a pass intended for RB Brian Westbrook. After two more three-and-outs for the Patriots and another Eagles turnover, Philadelphia put the game's first points on the board, capping a nine-play, 81-yard drive with a 6-yard McNabb pass to L.J. Smith at the beginning of the second quarter. The Patriots responded before the half with seven points of their own after WR David Givens caught a 4-yard touchdown pass from QB Tom Brady. In the third quarter, New England took the lead when LB Mike Vrabel lined up at tight end and scored on a 2-yard pass from Brady. The Eagles struck again and tied the score at 14, when Westbrook caught a 10-yard TD pass from McNabb, but the Patriots answered quickly, putting up seven more points on a 2-yard run by RB Corey Dillon. New England extended their lead to 10 when Adam Vinatieri hit a 22-yard field goal. Two drives later, the Eagles cut their deficit back to four when McNabb aired out a 30-yard pass to WR Greg Lewis in the end zone, but with just 1:48 left to play, the Patriots ran the clock down. P Josh Miller then pinned the Eagles down at their own 4-yard line with just 46 seconds remaining. Harrison ended the game when he picked off McNabb for his second interception of the night. Final score: Patriots 24, Eagles 21

KEY STATISTICS



NEW ENGLAND PATRIOTS

331
112
4.0
219
23-33
3-5
31:37
24


PHILADELPHIA EAGLES

★ TOTAL NET YARDS ★ 369
★ NET RUSHING YARDS ★ 45
★ YARDS PER RUSH ★ 2.6
★ NET PASSING YARDS ★ 324
★ COMPLETED-ATTEMPTED ★ 30-51
★ INTERCEPTIONS-RETURN YARDS ★ 0-0
★ TIME OF POSSESSION ★ 28:23
★ FINAL SCORE ★ 21

Mike Vrabel lined up at tight end and caught a 2-yard touchdown, marking the second postseason touchdown catch of his career.



Deion Branch was named Super Bowl MVP after posting 133 receiving yards and tying a then-Super Bowl record with 11 catches.



Rodney Harrison intercepted Donovan McNabb twice in the Patriots victory over the Eagles.



DEION DOES HIS JOB

Deion Branch was named Super Bowl XXXIX MVP after posting 133 yards and tying a then-Super Bowl record with 11 catches. He is just the third player to be named MVP without scoring a touchdown or throwing a touchdown pass. Branch caught 10 passes in SB XXXVIII and three in SB XLVI. His 24 career Super Bowl receptions are the fourth-most all time. Branch will be an honorary captain for this week's game in recognition for his Super Bowl performance.

| RANK | PLAYER (# of Super Bowls) | SB Catches |
|------|---------------------------|------------|
| 1 | Jerry Rice (4) | 33 |
| 2 | Andre Reed (4) | 27 |
| 3 | Wes Welker (3) | 26 |
| 4 | Deion Branch (3) | 24 |

SCORING SUMMARY

| TEAM | PERIOD | TIME | SCORING PLAY | SCORE |
|----------|--------|-------|--|-------|
| | 1 | | No Scoring | 0-0 |
| Eagles | 2 | 9:55 | L. Smith 6-yard pass from D. McNabb (Akers kick) | 0-7 |
| Patriots | 2 | 1:10 | D. Givens 4-yard pass from T. Brady (Vinatieri kick) | 7-7 |
| Patriots | 3 | 11:04 | M. Vrabel 2-yard pass from T. Brady (Vinatieri kick) | 14-7 |
| Eagles | 3 | 3:35 | B. Westbrook 10-yard from D. McNabb (Akers kick) | 14-14 |
| Patriots | 4 | 13:44 | C. Dillon 2-yard run (Vinatieri kick) | 21-14 |
| Patriots | 4 | 8:40 | A. Vinatieri 22-yard field goal | 24-14 |
| Eagles | 4 | 1:48 | G. Lewis 30-yard pass from D. McNabb (Akers kick) | 24-21 |



STADIUM UPGRADES

GILLETTE STADIUM

PATRIOTS GAME DAY EXPERIENCE REMAINS A CUT ABOVE

Since the team played its inaugural regular-season game at Gillette Stadium against the Steelers in September 2002, the Patriots organization has continued to renovate and install new amenities to ensure that fan satisfaction remains at the forefront of the venue. In 2015, the Kraft family has made some of its most significant and innovative capital improvements to date, with the addition of three new facilities within the stadium: the Optum Field Lounge, the Cross Insurance Pavilion and Business Center and the DraftKings Fantasy Sports Zone, as well as a major expansion to the signature bridge and the addition of more in-bowl LED ribbon boards.

OPTUM FIELD LOUNGE

Offering a game day experience unlike any other, the Optum Field Lounge brings its members closer to the action than ever before with an on-field, outdoor patio and lounge located in the south end zone. Inside, members will enjoy an upscale, climate-controlled space featuring a 9-foot-by-32-foot high-resolution media wall, HD screens, premium food and bar service and private restrooms. On game days, Patriots season ticket members, who have also paid an Optum Field Lounge membership fee, can come and go between their seats and the venue throughout the game. Members can access the lounge beginning three hours prior to kickoff and stay one hour after the game. On non-game days, the space will be utilized for a variety of events, functions and parties, including dinner receptions and business meetings.



CROSS INSURANCE PAVILION

A first of its kind function facility, the Cross Insurance Pavilion & Business Center will be utilized on game days for exclusive pregame hospitality events 2 ½ hours prior to kickoff on Patriots game days. Then, 30 minutes prior to kickoff, the venue will transform into a gathering area open to all ticketed fans inside the stadium. On non-game days, the space and open floor plan will host a variety of functions, from trade shows, car displays and business meetings to proms, galas and dinner receptions. The new venue features a pre-function mezzanine area, outdoor terrace and access to the stadium's main concourse. Inside features 24-foot high ceilings, state-of-the-art audio visual capabilities with Bose sound system, a 24-foot video screen and LED HDTVs and classic furnishings with mahogany finish.



DRAFTKINGS FANTASY SPORTS ZONE

Among the most innovative amenities offered at the stadium is the DraftKings Fantasy Sports Zone located in the southwest corner of the main concourse. This high-tech sports bar offers excellent food choices, DraftKings beer selections of the day and an impressive array of nearly 40 HDTVs to capture all of the NFL and fantasy football action in real time. This venue will keep football and fantasy sports fans up to date with live fantasy scoring updates and the NFL RedZone. Additionally, when the weather is nice, the sports zone is open to the field. During inclement games, the glass front wall closes to keep the space warm and dry while still connecting fans to the action on the field. The DraftKings Fantasy Sports Zone is open to all ticketed patrons inside the stadium.



CARMAX BRIDGE

Since opening Gillette Stadium in 2002, the iconic bridge and lighthouse have stood to represent the home of the Patriots while paying homage to its deep New England roots. The newly expanded CarMax bridge is four times wider and gives fans plenty of room to gather on game days to hang out and watch the action while improving the concourse's foot traffic.



LED RIBBON BOARDS

Information is power! With the addition of more LED ribbon boards, Patriots fans will be the most powerful in the league. Fantasy information, scores from around the league and real-time stats are just some of the information to which fans will have access. Taking it to the next level, starting in 2015 fans will know things like who is the fastest player on the field at any given time and which players are lined up for the start of plays.



PATRIOTS

Team Notes



DIVISIONAL DOMINANCE

The New England Patriots own a 71-19 (.789) record in regular-season AFC East games since the beginning of the 2001 season, compiling the best intra-division record of any team in the NFL.

NFL'S TOP DIVISIONAL RECORDS SINCE 2001

| Team | W | L | T | Pct. |
|--------------------|-----------|-----------|----------|-------------|
| New England | 71 | 19 | 0 | .789 |
| Indianapolis | 66 | 23 | 0 | .742 |
| Green Bay | 63 | 26 | 1 | .706 |
| Pittsburgh | 62 | 29 | 0 | .681 |

AFC EAST DIVISIONAL RECORDS SINCE 2001

| Team | W | L | T | Pct. | Div. Titles | Years |
|--------------------|-----------|-----------|----------|-------------|-------------|---------------------------|
| New England | 71 | 19 | 0 | .789 | 12 | 2001, 03-07, 09-14 |
| N.Y. Jets | 42 | 48 | 0 | .467 | 1 | 2002 |
| Miami | 36 | 55 | 0 | .396 | 1 | 2008 |
| Buffalo | 33 | 58 | 0 | .363 | 0 | — |

The New England Patriots have won 11 division titles and have 11 playoff berths since realignment in 2002, the most in the NFL.

MOST DIVISION TITLES SINCE 2002 REALIGNMENT

| Team | Division Titles | Playoff Berths |
|--------------------|-----------------|----------------|
| New England | 11 | 11 |
| Indianapolis | 9 | 12 |
| Green Bay | 8 | 10 |
| Philadelphia | 6 | 8 |
| Pittsburgh | 6 | 8 |

ROAD WARRIORS

Since the start of the 2000 season, the Patriots have the best regular-season road record in the NFL.

| TEAM | RECORD | PCT. |
|--------------------|--------------|-------------|
| New England | 82-42 | .661 |
| Indianapolis | 76-49 | .608 |
| Philadelphia | 76-49-1 | .607 |
| Pittsburgh | 71-54 | .568 |

DECADE OF DOMINANCE

The Patriots record of 132-39 (.772) over the past 10 seasons is the best in the NFL. Over the past 10 years, only five NFL teams have posted a winning percentage of .600 or better. The Patriots are the only team over .700

BEST RECORDS SINCE 2005

| Team | W | L | T | Pct. |
|--------------------|------------|-----------|----------|-------------|
| New England | 132 | 39 | 0 | .772 |
| Indianapolis | 116 | 55 | 0 | .678 |
| Pittsburgh | 107 | 64 | 0 | .626 |
| Green Bay | 105 | 65 | 1 | .617 |
| Denver | 104 | 67 | 0 | .608 |
| San Diego | 100 | 71 | 0 | .585 |
| Baltimore | 100 | 71 | 0 | .585 |

WINNING THE CLOSE ONES

Since 2001, the New England Patriots own the NFL's best record (including postseason) in games decided by three points or fewer. The Patriots are the only team with a winning percentage above .700 in those games. The Patriots are 7-1 in those close games in the playoffs, the only defeat a 17-14 loss to the N.Y. Giants in Super Bowl XLII.

BEST RECORD IN GAMES DECIDED BY 3 POINTS OR FEWER (Playoffs Included)

| Team | W | L | T | Win Pct |
|-----------------------------|-----------|-----------|----------|-------------|
| New England Patriots | 38 | 15 | 0 | .717 |
| Indianapolis Colts | 40 | 18 | 0 | .689 |
| Chicago Bears | 29 | 19 | 0 | .604 |
| Denver Broncos | 32 | 21 | 0 | .604 |
| Atlanta Falcons | 34 | 24 | 1 | .585 |

DECEMBER REIGN

Since 2001, the Patriots own the NFL's best December record, with a 52-8 mark in 60 games over the last 14 seasons. New England is the only team with a win percentage over .800 during that span.

HIGHEST NOVEMBER WIN PCT (2001-15)

| Team | W | L | T | PCT. |
|--------------------|-----------|----------|----------|-------------|
| New England | 52 | 8 | 0 | .867 |
| Pittsburgh | 43 | 18 | 0 | .705 |
| Indianapolis | 42 | 20 | 0 | .677 |
| Green Bay | 41 | 19 | 0 | .683 |
| Philadelphia | 41 | 20 | 0 | .672 |

THE GREAT EIGHT

The Patriots have the most overall wins among the original eight AFL teams.

OVERALL VICTORY TOTAL OF ORIGINAL AFL TEAMS (REGULAR AND POSTSEASON)

| TEAM | W | L | T |
|-----------------------------|------------|------------|----------|
| New England Patriots | 488 | 396 | 9 |
| Denver Broncos | 473 | 403 | 10 |
| Oakland Raiders | 467 | 412 | 11 |

A DOZEN W'S

The Patriots won 12 games in 2014. It is the ninth time in team history that the team has won at least 12 games in a season and the fifth straight season with at least 12 wins.

TEAMS WITH 4 CONSECUTIVE 12-WIN SEASONS SINCE 1970 MERGER

| | |
|-----------------------------|--------------------|
| Indianapolis Colts | 7 (2003-09) |
| New England Patriots | 5 (2010-14) |
| Dallas Cowboys | 4 (1992-95) |

12-WIN SEASONS SINCE 1970 MERGER

| | |
|------------------------|----------|
| 1. San Francisco | 13 |
| 2. Dallas | 11 |
| 3. Denver | 10 |
| 4t. New England | 9 |
| 4t. Pittsburgh | 9 |
| 6. Indianapolis | 8 |



PATRIOTS

Team Notes

PROTECTING THE BALL

Since 2008, the Patriots lead the NFL with 48 games without turning the ball over. The Patriots are 44-4.

ZERO TURNOVER GAMES (SINCE 2008)

| Rk | Team | Zero-Turnover Games |
|----|---------------|---------------------|
| 1 | New England | 48 |
| 2 | Green Bay | 43 |
| 3 | San Francisco | 40 |
| 4 | Baltimore | 35 |
| 5 | Indianapolis | 34 |

BOUNCE BACK PATS

Since the beginning of 2003, the Patriots are 38-4 (.905) in regular-season games following a loss, including 10 straight wins following a defeat since 2012. The Patriots have dropped back-to-back regular season games just four times since 2003 (2006, 2009, 2011 and 2012). As a starter in his career, Tom Brady is 40-8 in games following a loss.

SECOND-HALF LOCKDOWN

The Patriots have won 80 straight home games when leading at halftime, adding to their NFL record. The last Patriots loss at home after leading at halftime was on Dec. 24, 2000 (vs. Miami), when the Patriots lost 27-24 after leading 21-17 at halftime. New England has never lost a game at Gillette Stadium when leading at halftime, going 74-0 since 2002.

STELLAR INTER-CONFERENCE RECORD

The New England Patriots own a 45-10 (.818) vs. NFC teams since realignment in 2002, the best inter-conference record in the NFL during that time.

NFL'S BEST INTER-CONFERENCE RECORD SINCE 2002

| Team | W | L | T | Pct. |
|--------------|----|----|---|------|
| New England | 45 | 10 | 0 | .818 |
| Pittsburgh | 38 | 17 | 1 | .688 |
| Indianapolis | 36 | 20 | 0 | .643 |
| Baltimore | 34 | 21 | 0 | .618 |
| Denver | 34 | 22 | 0 | .607 |



SACK PACE

The Patriots defense is second in the NFL with **35 sacks through eleven games in 2015**, putting them on pace to finish the season with 51 sacks. The Patriots' record for most sacks in a season is 66 in 1963. The NFL record for sacks in a season is 72 by the 1984 Chicago Bears.

| TEAM | SACKS | YARDS |
|----------------|-------|-------|
| 1. Denver | 37 | 231 |
| 2. New England | 35 | 231 |
| 3. Carolina | 33 | 199 |
| 4. Tennessee | 32 | 218 |

STINGY DEFENSE SHINES AGAIN

The Patriots defense allowed 19.6 points per game in 2014, marking the ninth season since 2001 that the team kept opponents to under 20 points per game, second most in the NFL over that span. The Patriots are allowing 19.3 points per game so far in 2015.

SEASONS ALLOWING 20 POINTS PER GAME OR FEWER SINCE 2001

| Team | Seasons | Years |
|-------------|---------|---------------------------------|
| Baltimore | 10 | 2001, 2003-06, 2008-11, 2014 |
| New England | 9 | 2001, 2003-04, 2006-10, 2014 |
| Pittsburgh | 9 | 2001, 2004-08, 2010-12 |
| Miami | 8 | 2001-03, 2005-06, 2008, 2011-12 |
| Tampa Bay | 7 | 2001-05, 2007, 2010 |

DEFENSE ALLOWS JUST 15 RUSH YARDS

The Patriots allowed the Dolphins (10/29/15) to gain just 15 yards rushing, the fourth-lowest opponent rushing total in Patriots history and the fewest rushing yards allowed by the team since allowing 14 to Buffalo on December 11, 2005.

FEWEST RUSHING YARDS ALLOWED IN PATRIOTS HISTORY

| Date | Opp. | Att | Yds | Avg |
|------------|------|-----|-----|-----|
| 12/17/1961 | SD | 16 | 2 | 0.1 |
| 10/11/1998 | KC | 11 | 14 | 1.3 |
| 12/11/2005 | Buf | 12 | 14 | 1.2 |
| 10/29/2015 | Mia | 13 | 15 | 1.2 |
| 11/1/1963 | Hou | 12 | 19 | 1.6 |
| 11/16/2014 | Ind | 16 | 19 | 1.2 |
| 12/4/1988 | Sea | 19 | 20 | 1.1 |
| 9/9/2012 | Ten | 16 | 20 | 1.3 |
| 9/22/1963 | Oak | 10 | 24 | 2.4 |
| 12/11/1977 | Mia | 19 | 25 | 1.3 |



RED HOT RED ZONE

New England's offense is stringing together a lot of long drives this season. Through 11 games, the Patriots are second in the NFL with 46 red-zone possessions and 252 points. The offense is currently on pace for 67 red-zone possessions in 2015. The Patriots best production in the red zone under Bill Belichick was in 2007 and 2011 with 72 red zone possessions.

NFL TEAM OFFENSE INSIDE THE 20

| Team | Poss. | TD | FG | Pts. |
|-------------|-------|----|----|------|
| Arizona | 47 | 29 | 16 | 248 |
| New England | 46 | 30 | 14 | 252 |
| Cincinnati | 43 | 30 | 7 | 231 |
| Carolina | 43 | 27 | 14 | 229 |
| Kansas City | 43 | 22 | 16 | 201 |



PATRIOTS

Team Notes

PROLIFIC COMBINATION

63

Rob Gronkowski and Tom Brady have connected on 63 touchdown passes, the second-most touchdown connections between a quarterback and a tight end in NFL history.

| Quarterback | Tight End | Team | TD Connections |
|------------------|-----------------------|--------------------|----------------|
| Philip Rivers | Antonio Gates | San Diego | 76 |
| Tom Brady | Rob Gronkowski | New England | 63 |
| Drew Brees | Jimmy Graham | New Orleans | 51 |
| Drew Bledsoe | Ben Coates | New England | 45 |
| Peyton Manning | Dallas Clark | Indianapolis | 44 |
| Sonny Jurgensen | Jerry Smith | Washington | 43 |
| Dan Fouts | Kellen Winslow | San Diego | 41 |
| John Elway | Shannon Sharpe | Denver | 41 |

RUSH TO VICTORY

Since 2000, New England is 41-1 in the regular season when a Patriot eclipses 100 yards rushing. The only loss during the Bill Belichick era came at Miami on Dec. 20, 2004, when Corey Dillon rushed for 121 yards on 26 carries and the Patriots lost to the Dolphins, 29-28. Since then, New England is 28-0 with a 100-yard rusher.

TAKING CARE OF BALL PAYS OFF

The Patriots threw just nine interceptions in 2014. Since 2002, the Patriots are an NFL-best 100-14 when throwing no interceptions.

| TEAM | GAMES WITH 0 INTS | W-L-T | WIN PCT. |
|--------------------|-------------------|-----------------|-------------|
| New England | 114 | 100-14-0 | .877 |
| Kansas City | 106 | 66-40-0 | .623 |
| San Francisco | 99 | 72-26-1 | .732 |
| Jacksonville | 98 | 59-39-0 | .602 |
| Indianapolis | 96 | 82-14-0 | .854 |
| Philadelphia | 95 | 68-27-0 | .716 |
| San Diego | 92 | 70-22-0 | .761 |
| Baltimore | 91 | 76-15-0 | .835 |
| Denver | 89 | 71-18-0 | .799 |
| Tennessee | 89 | 65-24-0 | .730 |

SCORING PACE

The Patriots have scored 347 total points so far in 2015, putting them on pace to finish with 505 points, which would be fifth in team history. The Patriots have scored 39 touchdowns so far in 2015, putting them on pace to finish with 57, which would be the fifth most in team history.

| MOST PATRIOTS TD/SEASON | MOST PATRIOTS PTS /SEASON |
|-------------------------|---------------------------|
| 75 in 2007 | 589 in 2007 |
| 67 in 2012 | 557 in 2012 |
| 65 in 2010 | 518 in 2010 |
| 61 in 2011 | 513 in 2011 |
| 52 in 2014 | 468 in 2014 |
| 52 in 1980 | 444 in 2013 |
| 52 in 1961 | |
| 50 in 2009 | |

40+ TIES TEAM RECORD

The Patriots scored 40 or more points five times in 2014, tying the 2012 team for the franchise record for most 40-plus point games in a single season. New England had four 40-plus point games in 2007 and 2008. The NFL record for most 40-point games in a single season is six by seven teams, most recently by Denver in 2013.

PATRIOTS HISTORY/MOST GAMES WITH 40+ POINTS IN A SEASON

| | |
|-------------|----------|
| 2014 | 5 |
| 2012 | 5 |
| 2008 | 4 |
| 2007 | 4 |
| 2010 | 3 |
| 1996 | 3 |
| 1963 | 3 |
| 1961 | 3 |

2015 NOTES OF INTEREST

BILL BELICHICK

- ★ Bill Belichick (243) moved past Curly Lambeau (229) for fourth place all-time on the NFL wins list. Tom Landry is in third place with 270 total wins.
- ★ Belichick (22) moved past Tom Landry (20) and now has the most postseason wins by any head coach.
- ★ Belichick has led the Patriots to 15 consecutive winning records (2001-15), second all-time, behind 20 by Tom Landry (1966-85).

TOM BRADY

- ★ Tom Brady (4,109) reached 4,000 yards in 2014 for his seventh 4,000-yard passing season. He joined Peyton Manning (14) and Drew Brees (9) as the only players with at least seven 4,000-yard seasons. He has 3,600 passing yards in 2015.
- ★ Brady has 170 regular season wins with the Patriots, the most wins by a quarterback with one team. Brett Favre is second with 160 wins with Green Bay.
- ★ Brady (218) is one of nine NFL quarterbacks with 200 career starts. His 155 wins in his first 200 starts are the most in NFL history. Peyton Manning is second with 136 wins in his first 200 starts.

JULIAN EDELMAN

- ★ Edelman led the team with 92 receptions, which was eighth in the NFL in 2014.
- ★ Edelman returned a second-quarter punt 84 yards for a touchdown vs. Denver Nov. 2, 2014 and now has a franchise-best four punt returns for a touchdown.
- ★ Edelman has a 12.0 career punt return average, third in the NFL since the 1970 merger, Rick Upchurch (12.1) and Devin Hester (12.3 avg.).

ROB NINKOVICH

- ★ Rob Ninkovich has 14 fumble recoveries since 2010, the most of any player in the NFL over that time. J.J. Watt is second with 11.
- ★ Ninkovich recorded his eighth sack of the season vs. Miami (12/14/14) and has had at least eight sacks in three consecutive seasons, becoming the first Patriots player to have at least eight sacks in three consecutive seasons since Pro Football Hall of Famer Andre Tippett achieved the feat from 1985-97 (1985, 16 1/2, 1986, 9 1/2 and 1987 12 1/2).

STEPHEN GOSTKOWSKI

- ★ Stephen Gostkowski led the NFL with 156 points. It was the third straight season that he has led the NFL in scoring (2012, 2013 and 2014). He also led the NFL in scoring in 2008. He joins Don Hutson (5) and Gino Cappelletti (5) as the only NFL players to lead the NFL in scoring in at least four seasons.
- ★ Gostkowski made 94.6 percent of his field goals in 2014 (35-of-37), setting a new team record for field goal percentage in a single season. The previous best was 93.9 by Adam Vinatieri (31-of-33) in 2004.



PATRIOTS

Notes of Interest

TEAM

PATRIOTS 2015 CAPTAINS

The Patriots 2015 team captains were elected by their teammates.

OFFENSE

★ QB Tom Brady, T Nate Solder and OL Ryan Wendell

DEFENSE

★ LB Jerod Mayo, S Devin McCourty and DL Rob Ninkovich

SPECIAL TEAMS

★ Matthew Slater

Brady was chosen as a captain for the 14th straight season. Mayo is serving his seventh season as a captain. McCourty and Slater are captains for a fifth time. Ninkovich is a captain for the second time, while Solder and Wendell are first time team captains.

2015 HONORS & AWARDS

QB TOM BRADY

★ AFC Offensive Player of the Month (September)

★ AFC Offensive Player of the Week (8)

K STEPHEN GOSTKOWSKI

★ AFC Special Teams Player of the Month (September)

★ AFC Special Teams Player of the Week (7)

★ AFC Special Teams Player of the Week (10)

SIXTH STRAIGHT TITLE

The Patriots have won six straight AFC East titles, the longest streak in AFC East history. The Patriots have won 12 of the last 14 division crowns and join the Los Angeles Rams (7-1973-79), Pittsburgh Steelers (6-1974-79) and the Minnesota Vikings (6-1973-78) as the only teams since the merger with at least six straight division titles.

MOST CONSECUTIVE DIVISION TITLES

| Team | Division | Titles | Years |
|-----------------------------|------------------------|----------|----------------|
| Los Angeles Rams | NFC West | 7 | 1973-79 |
| New England Patriots | AFC East | 6 | 2009-14 |
| Pittsburgh Steelers | AFC Central | 6 | 1974-79 |
| Minnesota Vikings | NFC Central | 6 | 1973-78 |
| Dallas Cowboys | NFL Capitol/NFC East | 6 | 1966-71 |
| Cleveland Browns | American/Eastern Conf. | 6 | 1950-55 |
| New England Patriots | AFC East | 5 | 2003-07 |
| Indianapolis Colts | AFC South | 5 | 2003-07 |
| Dallas Cowboys | NFC East | 5 | 1992-96 |
| San Francisco 49ers | NFC West | 5 | 1986-90 |
| Chicago Bears | NFC Central | 5 | 1984-88 |
| Oakland Raiders | AFC West | 5 | 1972-76 |

SUCCESS WITH BALL SECURITY

Last year, the Super Bowl champion Patriots and the NFC North champion Packers had only 13 giveaways, tied for the third fewest giveaways in a 16-game season in NFL history. The 2015 Patriots are tied for second fewest giveaways with nine in 2015.

FEWEST GIVEAWAYS IN 16-GAME SEASON

| | |
|-------------------------|-----------|
| 2011 San Francisco | 10 |
| 2010 New England | 10 |
| 2014 Green Bay | 13 |
| 2014 New England | 13 |
| 2008 Miami | 13 |
| 2008 New York Giants | 13 |

BILL BELICHICK

WINNING SEASONS

Belichick (15 straight winning seasons) has the second-most consecutive winning seasons all time, trailing only Tom Landry with 20.

SUPER STATUS

Bill Belichick won his sixth conference title in 2014 to reach the Super Bowl, tying Miami's Don Shula for the most Super Bowl appearances by a head coach. His four Super Bowl titles tied Chuck Noll for the most Super Bowl titles by a head coach.

POSTSEASON SUCCESS

Belichick (22 playoff wins) passed Tom Landry (20) for the most postseason wins as a head coach.

MOVING ON UP

Belichick (243 overall career wins) moved past Curly Lambeau (229) for sole possession of fourth place on the NFL's all-time list.

CAREER WINS

Bill Belichick has 221 career regular-season wins, fifth all-time in NFL history.

HEAD COACH CAREER WINS

| | |
|-----------------------|------------|
| Don Shula | 328 |
| George Halas | 318 |
| Tom Landry | 250 |
| Curly Lambeau | 226 |
| Bill Belichick | 221 |

TOM BRADY

TOUCHDOWN TOM

Brady currently tied with Dan Marino for third all-time with 420 career touchdowns. and is one of five NFL player to reach 400 touchdown passes.

300-YARD GAMES

Brady is third all-time with 70 career 300-yard passing games. Drew Brees (92) and Peyton Manning (93) are the only quarterbacks in front of him.

30 TD PASSES

Brady (33) reached 30 touchdown passes in 2014 and is just the fourth player in NFL history with at least 30 or more touchdown passes in five seasons. He has an NFL-leading 28 touchdowns so far in 2015.



PATRIOTS

Notes of Interest

4,000-YARD PASSING SEASON

Brady (4,109) reached 4,000 passing yards in 2014. It is his seventh 4,000-yard season to join Peyton Manning (14) and Drew Brees (9) as the only players with at least seven 4,000-yard seasons. He has 3,600 passing yards so far in 2015 and need 400 yards for his ninth 4,000 yard season.

PLAYER OF THE WEEK

Brady (25) needs two more AFC Offensive Player of the Week honors to tie Peyton Manning (27) for the most player of the week honors in NFL history.

12-WIN SEASONS

Since entering the NFL in 2000, Tom Brady's teams have reached 12 regular-season wins in nine different seasons, second all-time, behind Peyton Manning.

STARTING QB'S WITH THE MOST 12-WIN REGULAR SEASONS IN NFL HISTORY

| PLAYER | SEASONS |
|------------------|----------|
| Peyton Manning | 11 |
| Tom Brady | 9 |
| Brett Favre | 6 |
| John Elway | 4 |
| Jim Kelly | 4 |

RECORD TITLE HOLDER

Tom Brady earned his NFL record 12th division championship in 2014.

QUARTERBACK CAREER DIVISION TITLES

| | |
|------------------|-----------|
| Tom Brady | 12 |
| Peyton Manning | 11 |
| Joe Montana | 9 |

STEPHEN GOSTKOWSKI

KICKING INTO THE RECORD BOOKS

Gostkowski became the Patriots all-time scoring leader, passing Adam Vinatieri (1,158), with a 35-yard field goal vs. Miami (12/14/14).

PATRIOTS ALL-TIME LEADING SCORERS

| | |
|------------------------------|--------------|
| 1. Stephen Gostkowski | 1,290 |
| 2. Adam Vinatieri | 1,158 |
| 3. Gino Cappelletti | 1,130 |
| 4. John Smith | 692 |
| 5. Tony Franklin | 442 |

NFL SCORING LEADER #1

Stephen Gostkowski has led the NFL in scoring in each of the last three seasons (2012-14) after finishing with 156 total points in 2014. He is just the fifth NFL player to lead the NFL in scoring in at least three consecutive seasons, joining Don Hutson (1940-44), and Gino Cappelletti (1963-66), Pat Harder (1947-49) and Paul Hornung (1959-61).

NFL SCORING LEADER #2

Stephen Gostkowski led the NFL with 156 points in 2014 and joins Don Hutson (5) and Gino Cappelletti (5) as the only NFL players to lead the NFL in scoring in at least four seasons. Gostkowski has led the NFL in scoring in 2008, 2012, 2013 and 2014.

ROB GRONKOWSKI

GRONK REACHES 1,000

Gronkowski (1,124) reached 1,000 receiving yards for the second time in his career in 2014. He is the ninth NFL tight end with at least two career 1,000 yard seasons.

END ZONE MILITIA

Gronkowski became the first tight end in NFL history to have three consecutive 10-plus touchdown seasons (10 in 2010, 18 in 2011 and 12 in 2012) and the first tight end in NFL history with four seasons of double-digit touchdowns when he scored his 10th touchdown in the win at San Diego (12/7/14). Antonio Gates ended his 2014 season with 12 touchdowns and also has four seasons with 10 or more touchdowns.

NFL TIGHT ENDS WITH MOST 10-PLUS TOUCHDOWN SEASONS

| | |
|-----------------------|--|
| Rob Gronkowski | 4 (10 in 2010, 18 in 2011, 11 in 2012 and 11 in 2014) |
| Antonio Gates | 4 (13 in 2004, 10 in 2005, 10 in 2010 and 12 in 2014) |
| Tony Gonzalez | 3 |
| Jimmy Graham | 3 |
| Dallas Clark | 2 |
| Vernon Davis | 2 |
| Shannon Sharpe | 2 |
| Wesley Walls | 2 |
| Julius Thomas | 2 |

ALL-TIME TDS

Gronkowski now has 64 total touchdowns (63 receiving and 1 rushing) and ranks second in team history to the 68 total touchdowns by Stanley Morgan.

RECEPTIONS STREAK

Gronkowski has a streak of 76 consecutive regular-season games with a reception - every regular season game of his career since 2010.

LONGEST CURRENT STREAKS OF CONSECUTIVE GAMES WITH A RECEPTION BY TIGHT ENDS

| |
|---------------------------|
| 114 Jason Witten (Dallas) |
| 76 Rob Gronkowski |



PATRIOTS

Sustaining Success

PATRIOTS ARE MOST FREQUENT SUPER BOWL TEAM OVER LAST 30 YEARS

The Patriots have won eight conference championships since the 1985 season and have more conference titles than any other team over the last 30 years [since 1983]. Additionally, the Patriots' seven conference titles over the last 25 years are three more than the next closest team and New England's seven conference championships in the last 20 years are also more than any other team. New England also has more conference titles over the last 15 years (6) than any other team.

Most Super Bowl Wins in Last 10 Years (2004-2014)

| | |
|------------------------------|----------|
| New England | 2 |
| Pittsburgh | 2 |
| N.Y. Giants | 2 |
| 5 Other Teams | 1 |

Most Super Bowl Wins in Last 20 Years (1994-2014)

| | |
|------------------------------|----------|
| New England | 4 |
| Pittsburgh | 2 |
| Green Bay | 2 |
| N.Y. Giants | 2 |
| Baltimore | 2 |
| Denver | 2 |
| 7 Other Teams | 1 |

Most Super Bowl Wins in Last 30 Years (1984-2014)

| | |
|------------------------------|----------|
| New England | 4 |
| N.Y. Giants | 4 |
| San Francisco | 4 |
| Dallas | 3 |
| 5 Other Teams | 2 |
| 6 Other Teams | 1 |

Most Conference Championships in Last 7 Years (2007-2014)

| | |
|------------------------------|----------|
| New England | 3 |
| Pittsburgh | 2 |
| N.Y. Giants | 2 |
| 8 Other Teams | 1 |

Most Conference Championships in Last 10 Years (2004-2014)

| | |
|------------------------------|----------|
| New England | 4 |
| Pittsburgh | 3 |
| Indianapolis | 2 |
| N.Y. Giants | 2 |
| Seattle | 2 |
| 8 Other Teams | 1 |

Most Conference Championships in Last 15 Years (1999-2014)

| | |
|------------------------------|----------|
| New England | 6 |
| Pittsburgh | 3 |
| N.Y. Giants | 3 |
| Seattle | 2 |
| Indianapolis | 2 |
| St. Louis Rams | 2 |
| Baltimore | 2 |

Most Conference Championships in Last 20 Years (1994-2014)

| | |
|------------------------------|----------|
| New England | 7 |
| Pittsburgh | 4 |
| Green Bay | 3 |
| N.Y. Giants | 3 |
| 5 Other Teams | 2 |

Most Conference Championships in Last 25 Years (1989-2014)

| | |
|------------------------------|----------|
| New England | 7 |
| Buffalo | 4 |
| N.Y. Giants | 4 |
| Pittsburgh | 4 |
| San Francisco | 4 |
| Dallas | 3 |
| Green Bay | 3 |

Most Conference Championships in Last 30 Years (1984-2014)

| | |
|------------------------------|----------|
| New England | 8 |
| Denver | 6 |
| N.Y. Giants | 5 |
| San Francisco | 5 |
| Buffalo | 4 |
| Pittsburgh | 4 |
| Dallas | 3 |
| Green Bay | 3 |

WHAT HAVE YOU DONE FOR ME LATELY?

Since the 2011 season, the Patriots have maintained their spot atop the NFL in terms of regular season winning percentage and regular season points scored. Since the beginning of the 2011 season, the Patriots have the NFL's highest winning percentage and have scored the most points in the NFL. The Patriots also have the NFL's second highest winning percentage since 2012 and have scored the second most points since 2012.

HIGHEST WINNING PERCENTAGE SINCE 2011

| TEAM | W | L | T | PCT. | PF | PA |
|--------------------|-----------|-----------|----------|-------------|-------------|-------------|
| New England | 59 | 17 | 0 | .787 | 2329 | 1563 |
| Denver | 55 | 20 | 0 | .733 | 2130 | 1615 |
| Green Bay | 53 | 21 | 1 | .713 | 2158 | 1686 |
| Cincinnati | 49 | 25 | 1 | .660 | 1827 | 1485 |
| Seattle | 49 | 26 | 0 | .653 | 1811 | 1267 |
| San Francisco | 47 | 27 | 1 | .633 | 1641 | 1385 |
| Pittsburgh | 45 | 30 | 0 | .600 | 1742 | 1509 |
| Baltimore | 44 | 31 | 0 | .587 | 1764 | 1540 |

HIGHEST WINNING PERCENTAGE SINCE 2012

| TEAM | W | L | T | PCT. | PF | PA |
|--------------------|-----------|-----------|----------|-------------|-------------|-------------|
| Denver | 47 | 12 | 0 | .797 | 1821 | 1249 |
| New England | 46 | 13 | 0 | .780 | 1816 | 1194 |
| Seattle | 42 | 17 | 0 | .712 | 1490 | 952 |
| Cincinnati | 40 | 18 | 1 | .686 | 1483 | 1162 |
| Indianapolis | 39 | 20 | 0 | .661 | 1455 | 1340 |
| Green Bay | 38 | 20 | 1 | .653 | 1598 | 1327 |
| Carolina | 37 | 21 | 1 | .636 | 1394 | 1183 |
| Arizona | 35 | 24 | 0 | .593 | 1294 | 1209 |
| San Francisco | 34 | 24 | 1 | .585 | 1261 | 1156 |

HIGHEST WINNING PERCENTAGE SINCE 2013

| TEAM | W | L | T | PCT. | PF | PA |
|--------------------|-----------|----------|----------|-------------|-------------|------------|
| New England | 34 | 9 | 0 | .791 | 1259 | 863 |
| Denver | 34 | 9 | 0 | .791 | 1340 | 960 |
| Seattle | 31 | 12 | 0 | .721 | 1078 | 707 |
| Cincinnati | 30 | 12 | 1 | .709 | 1081 | 842 |
| Carolina | 30 | 12 | 1 | .709 | 1004 | 820 |
| Arizona | 30 | 13 | 0 | .698 | 1037 | 852 |
| Indianapolis | 28 | 15 | 0 | .651 | 1098 | 965 |

MOST POINTS SCORED SINCE 2011

| Team | Points |
|------------------------------|-------------|
| New England | 2329 |
| Green Bay | 2158 |
| Denver | 2130 |
| New Orleans | 2084 |
| Dallas | 1855 |
| Philadelphia | 1835 |
| Cincinnati | 1827 |
| Atlanta | 1815 |
| Seattle | 1811 |

MOST POINTS SCORED SINCE 2012

| Team | Points |
|------------------------------|-------------|
| Denver | 1821 |
| New England | 1816 |
| Green Bay | 1598 |
| New Orleans | 1537 |
| Seattle | 1490 |
| Dallas | 1486 |
| Cincinnati | 1483 |
| Indianapolis | 1455 |

MOST POINTS SCORED SINCE 2013

| Team | Points |
|------------------------------|-------------|
| Denver | 1340 |
| New England | 1259 |
| Green Bay | 1165 |
| Philadelphia | 1159 |
| Dallas | 1110 |
| Indianapolis | 1098 |
| New Orleans | 1092 |
| Cincinnati | 1081 |



INSIDE

The Numbers

BY THE NUMBERS

3

Stephen Gostkowski executed a successful onside kick vs. Washington (11/08/15). It was his second (Cleveland - 12/8/13) and the third in team history. The first came when Jim Lee Hunt recovered a Gino Cappelletti kick at the end of the first half in a 26-10 win vs. the NY Jets (9/27/64).

3

DE Chandler Jones set a career high with 3 sacks in the win at Buffalo on Sept. 20, 2015. He has eight career multi-sack games.

4

The 2015 Patriots are the fourth defending Super Bowl Champion to start the season with a record of 10-0 or better, joining Green Bay (2011-13-0), Denver (1998-13-0) and San Francisco (1990-10-0).

5

The Patriots became the first team in NFL history in 2014 to earn five straight first round byes. Dallas and San Francisco earned four straight byes from 1992 through 1995.

5

Rob Gronkowski has five 100-yard games so far in 2015. The NFL record for most 100-yard games by a tight end in a season is six by Tony Gonzalez (2004 and 2000) and Jimmy Graham (2013). He also had five in 2011.

7

The Patriots have won seven straight home prime-time games and 14 of 15 since 2007.

9

The Patriots scored on each of their first nine drives before taking a knee to run out the clock in the win vs. Jacksonville (9/27/15), the first time in team history that has occurred.

10

The Patriots lead the NFL with 10 first round byes since the current NFL playoff format was instituted in 1990.

15

The Patriots have gone 15 straight seasons without being swept by a division opponent after beating each of the AFC East teams in 2015, extending the longest such streak since the 1970 NFL merger.

18

The Patriots have scored in the final possessions of the first half and the opening possession of the second half 18 times since 2009, first in the NFL. New Orleans is second with 14 such scoring drives.

38

The Patriots scored in an NFL record 38 straight quarters from 9/10/15-11/23/15.

20

The Patriots have now won 20 straight home games against non-division AFC opponents. Their last loss to a non-division AFC team was a 33-10 loss vs. Pittsburgh on Nov. 30, 2008.

41-1

Since 2000, the Patriots are 41-1 when a Patriots player eclipses 100 yards rushing. The only loss during the Bill Belichick era was on Dec. 20, 2004 in a 29-28 Miami win. Since then, the Patriots are 27-0 with a 100-yard rusher.

45-10

Since realignment in 2002, the Patriots have the best inter-conference record in the NFL.

57

Stephen Gostkowski tied a team record with a 57-yard field goal at Dallas on Oct. 11, 2015.

62

Rob Gronkowski and Tom Brady have connected on 62 touchdown passes. It is the second-most connections between a quarterback and a tight end in NFL history and ninth overall.

71

The Patriots have the best divisional record in the NFL since 2001 with a 71-19 (.789) record.

80

The Patriots have won 80 straight home games when leading at halftime, adding to their NFL record. The last time the Patriots lost at home after leading at halftime was on Dec. 24, 2000, vs. Miami when they lost 27-24 after leading 21-17 at halftime.

TOM BRADY BY THE NUMBERS

6

Brady won his sixth conference title to pass John Elway (5) for most Super Bowl appearances by a quarterback and matched DL Mike Lodish for the most Super Bowls played. Lodish played in six (four with Buffalo and two with Denver).

TOM BRADY BY THE NUMBERS (continued)

4

Brady joined Terry Bradshaw and Joe Montana as the only QBs with four Super Bowl wins. Only Hall of Fame DL Charles Haley (5) has more in NFL history.

9

Brady set an NFL record with his ninth start in a Conference Championship Game in 2014. Charlie Waters and Jack Reynolds are second with eight starts.

12

The number of division championships won by Tom Brady, the most division titles ever by a quarterback. Peyton Manning is second with 11.

16

Brady set a Super Bowl record with 16 straight pass completions in Super Bowl XLVI vs. the New York Giants.

19

The longest streak of consecutive pass completions by Brady in a regular season game (Sept. 10, 2015 vs. Pittsburgh), a team record.

85.7

Brady is 48-8 in his career in December and has the best win percentage in December for any quarterback since the merger in 1970.

91.9

The percent of quarterback keepers converted by Brady (102 of 111) for first downs (76-of-81 on third-and-2 or less and 26-of-30 on fourth-and-2 or less).

170

Brady has 170 career regular-season wins with the Patriots, the most wins by a starting quarterback with one team. Brett Favre is second with 160 with Green Bay.

THE KRAFT ERA

4

The number of Super Bowl championships the Patriots have won since Robert Kraft purchased the team in 1994. That mark is the highest total in the NFL over that span.

7

The number of conference championships the Patriots have won since Robert Kraft purchased the team in 1994, setting a new NFL record for most conference championships as an owner.

14

The number of division championships won by the Patriots since Kraft purchased the team in 1994.

16

The number of playoff seasons earned by the Patriots in the 21 seasons since Robert Kraft purchased the team.

36

The number of playoff games the Patriots have appeared in since 1994, the most in the NFL. Green Bay has the second most with 31.

236

The number of consecutive home games that have been sold out, including all playoff and preseason games dating back to the 1994 season opener.

263

The number of games the Patriots have won since Robert Kraft purchased the franchise in 1994. Prior to Kraft's ownership, the team had won 225 total games in its entire history from 1960-93.

THE BELICHICK ERA

4

Bill Belichick has won four Super Bowls as a head coach to match Chuck Noll for the most Super Bowl wins by a head coach in NFL history.

4

Bill Belichick is the first coach to lead his team to four 500-point seasons (2007, 2010, 2011, 2012).

4

Bill Belichick (243) passed Curly Lambeau (229) for sole possession of fourth place on the NFL wins list.

9

Super Bowl XLIX was Belichick's ninth Super Bowl overall, including six as a head coach and three as an assistant coach.

12

The number of 11-win seasons by Bill Belichick, second to Don Shula's 13.



BILL BELICHICK

NEWS & NOTES



21ST SEASON AS HEAD COACH • 41ST NFL SEASON

Overall Record: 243-119 (.671) • **Regular Season:** 221-110 (.668) • **Postseason:** 22-9 (.710)

With Patriots overall (2000-15): 206-74 (.736)

Super Bowl Titles: 6 (86, 90, 01, 03, 04, 14) • **Conf. Titles:** 9 (86, 90, 96, 01, 03, 04, 07, 11, 14)

Division Titles: 19 (75, 78, 86, 89, 90, 96, 98, 01, 03, 04, 05, 06, 07, 09, 10, 11, 12, 13, 14)

Bill Belichick is the only head coach in NFL history to win three Super Bowl titles in a four-year span. He has won more regular season games (123) and more games overall (136) during a 10-year stretch (2002-2011) than any other coach in NFL history. In the 2007 season, Belichick led the Patriots to the fourth undefeated and untied regular season in NFL history and the first since the NFL established a 16-game schedule in 1978. His 41 consecutive years as an NFL coach are second in NFL history to 43 by Tennessee's Dick LeBeau.

AMONG THE GREAT

Bill Belichick has recorded 243 career wins, which is fourth all-time in NFL history. Belichick owns a career winning percentage of .673, which is second all-time, behind George Halas (.682).

TOP WINNING PERCENTAGE AMONG HEAD COACHES WITH AT LEAST 160 WINS (INCL. POSTSEASON)

| HEAD COACH | TEAM(S) | YEARS | W | L | T | PCT. |
|-----------------------|---------------|------------------------------|------------|------------|----------|-------------|
| George Halas | CHI | 1920-29, 33-41, 46-55, 58-67 | 324 | 151 | 31 | .682 |
| BILL BELICHICK | CLE/NE | 1991-95, 00-15 | 243 | 119 | 0 | .671 |
| Don Shula | BAL/MIA | 1963-95 | 347 | 173 | 6 | .665 |
| Curly Lambeau | GB/CHI/WAS | 1921-53 | 229 | 134 | 22 | .630 |

NOTE: Winning percentage calculated using current NFL rules, counting a tie as a half-win, half-loss.

MOVING ON UP

Bill Belichick is in fourth place on the NFL wins list with 243 career wins.

MOST WINS NFL COACHES

| HEAD COACH | TEAM(S) | YEARS | W | L | T |
|-----------------------|---------------|------------------------------|------------|------------|----------|
| Don Shula | BAL/MIA | 1963-95 | 347 | 173 | 6 |
| George Halas | CHI | 1920-29, 33-41, 46-55, 58-67 | 324 | 151 | 31 |
| Tom Landry | DAL | 1960-88 | 270 | 178 | 6 |
| BILL BELICHICK | CLE/NE | 1991-95, 00-15 | 243 | 119 | 0 |
| Curly Lambeau | GB/CHI/WAS | 1921-53 | 229 | 134 | 22 |

NOTE: Winning percentage calculated using current NFL rules, counting a tie as a half-win, half-loss.

A WINNING EXTENSION

Bill Belichick has led the Patriots to a winning record for 15 consecutive seasons (2001-2015). The only other NFL coach to have at least 10 consecutive winning seasons with one team since the 1970 merger was Tom Landry, who led the Dallas Cowboys to 16 consecutive winning seasons (1970-1985).

ELITE COMPANY

Bill Belichick is one of five NFL head coaches to win four or more championships since the league began postseason play in 1933, but the only one to win three in four years. Belichick joined an exclusive club in which each of the four other members has been enshrined in the Pro Football Hall of Fame.

HEAD COACHES WITH FOUR OR MORE NFL TITLES (Listed alphabetically)

| HEAD COACH | CHAMPIONSHIP TEAM(S) |
|-----------------------|--|
| Bill Belichick | Patriots (SB XXXVI, XXXVIII, XXXIX, XLIX) |
| George Halas | Chicago Bears (1921, 33, 40, 41, 46, 63) |
| Curly Lambeau | Green Bay Packers (1929, 30, 31, 36, 39, 44) |
| Vince Lombardi | Green Bay Packers (1961, 62, 65, SB I, II) |
| Chuck Noll | Pittsburgh Steelers (SB IX, X, XIII, XIV) |

SUPER SUCCESS

Bill Belichick has won four Super Bowls to match Chuck Noll for the most Super Bowl wins by a head coach. He is the only coach to win four Super Bowls in the post-1993 salary cap era.

MOST SUPER BOWL VICTORIES

| HEAD COACH | TEAM | TITLES | SEASONS |
|-----------------------|--------------------|----------|-------------------------------|
| Bill Belichick | New England | 4 | 2001, 2003, 2004, 2014 |
| Chuck Noll | Pittsburgh | 4 | 1974, 1975, 1978, 1979 |
| Joe Gibbs | Washington | 3 | 1982, 1987, 1991 |
| Bill Walsh | San Francisco | 3 | 1981, 1984, 1988 |

NOTE: Sorted by most recent championship. Super Bowls have determined NFL champion since 1966.



BILL BELICHICK

NEWS & NOTES

CAREER MILESTONE FOR BELICHICK

Belichick (221) is just the sixth NFL head coach to reach 200 career regular-season victories, joining Don Shula (328), George Halas (318), Tom Landry (250), Curly Lambeau (226) and Marty Schottenheimer (200).

NUMBER OF GAMES TO 200 REGULAR SEASON WINS

282 Don Shula
288 George Halas
300 Curly Lambeau
306 Bill Belichick
319 Tom Landry
327 Marty Schottenheimer

| Head Coach | Teams | W-L-T (regular season) |
|-----------------------|----------------------------|------------------------|
| Don Shula | Colts/Dolphins | 328-156-6 |
| George Halas | Bears | 318-148-6 |
| Tom Landry | Cowboys | 250-162-6 |
| Curly Lambeau | Packers/Cardinals/Redskins | 226-132-22 |
| Bill Belichick | Browns/Patriots | 221-109-0 |

MANNING ON BELICHICK

Peyton Manning on Bill Belichick

"Coach Belichick is the best coach that I've ever competed against. I think it's safe to say he'll go down as the greatest NFL coach of all-time. His teams are always well-coached, always well-disciplined, and you know it's going to be a 60-minute fight. To me, that speaks to his coaching."

BETTER THAN AVERAGE

Bill Belichick has led the Patriots to 15 straight winning seasons (2001-2015). Belichick's 15 straight winning seasons second all-time, behind 20 by Tom Landry (1966-85).

MOST CONSECUTIVE SEASONS WITH A WINNING RECORD

| HEAD COACH | TEAM | YEARS |
|-----------------------|--------------------|-----------------------|
| Tom Landry | Dallas | 20 - 1966-1985 |
| Bill Belichick | New England | 15 - 2001-2015 |
| Curly Lambeau | Green Bay | 14 - 1934-1947 |
| Curly Lambeau | Green Bay | 12 - 1921-1932 |
| George Halas | Chicago | 10 - 1933-1942 |
| John Madden | Oakland | 10 - 1969-1978 |

11 ON 12

Bill Belichick is one win short of his 13th 11-win season, which would tie Don Shula for most in NFL history. Belichick has twelve 11-win seasons with New England and one with Cleveland.

NFL HEAD COACHES WITH THE MOST 11-WIN SEASONS

| | |
|-----------------------|-----------|
| Don Shula | 13 |
| Bill Belichick | 12 |
| Tom Landry | 10 |

10-WIN SEASONS

Bill Belichick has coached the Patriots to 13 straight seasons with 10 or more wins after reaching his 10th win of the 2015 season vs. Buffalo (11/23/15), adding to his NFL record streak. In 2011, Belichick became the first coach in NFL history with nine straight seasons with at least 10 victories. George Seifert has the second most consecutive 10-win seasons with eight from 1989-1996 for San Francisco.

BELICHICK'S DIVISIONAL SUCCESS

HEAD COACHES WITH THE HIGHEST WINNING PERCENTAGE AGAINST DIVISION OPPONENTS

(SINCE 1970 - MINIMUM 60 GAMES)

| Head Coach | Teams | W-L-T | Win Pct. |
|-----------------------|---------------------------|----------------|-------------|
| George Allen | LA Rams, Washington | 42-18-2 | .700 |
| Bud Grant | Minnesota | 69-31-1 | .688 |
| Bill Belichick | Cleveland/Patriots | 88-42-0 | .677 |
| Marty Schottenheimer | CLE/KC/SD/WAS | 95-51-0 | .651 |

THE HEAD COACHES WITH THE MOST WINS AGAINST DIVISION OPPONENTS SINCE 1970

| Head Coach | Teams | Wins vs. Div. Opponents |
|-----------------------|---------------------|-------------------------|
| Don Shula | Miami | 132 |
| Tom Landry | Dallas | 101 |
| Dan Reeves | DEN/NYG/ATL | 95 |
| Marty Schottenheimer | CLE/KC/SD/WAS | 95 |
| Bill Belichick | CLE/Patriots | 88 |

BELICHICK'S PATRIOTS RENAISSANCE

Once head coach Bill Belichick implemented his coaching design on the Patriots, his approach has given him the best record of any NFL head coach who has coached over 40 games since 2001 (including the postseason).

NFL COACHES' RECORDS SINCE 2001

| COACH | TEAM | W | L | T | PCT. |
|-----------------------|------------------------|------------|-----------|----------|-------------|
| Bill Belichick | New England | 201 | 63 | 0 | .761 |
| Tony Dungy | Tampa Bay/Indianapolis | 101 | 41 | 0 | .711 |
| Jim Harbaugh | San Francisco | 49 | 22 | 1 | .688 |
| Bruce Arians | Arizona | 30 | 15 | 0 | .667 |
| Bill Cowher | Pittsburgh | 70 | 35 | 1 | .665 |
| Mike McCarthy | Green Bay | 108 | 59 | 1 | .646 |
| Chuck Pagano | Indianapolis | 42 | 23 | 0 | .646 |
| Mike Tomlin | Pittsburgh | 93 | 55 | 0 | .628 |
| Pete Carroll | Seattle | 63 | 38 | 0 | .624 |

ABOVE THE CENTURY MARK

Bill Belichick has an overall record of 243-119. He joins Don Shula and George Halas as the only coaches with 100 more wins than losses.

MOST WINS NFL COACHES

| HEAD COACH | TEAM(S) | RECORD |
|-----------------------|----------------|------------------|
| Don Shula | BAL, MIA | 347-173-6 |
| George Halas | Chicago | 324-151-31 |
| Bill Belichick | CLE, NE | 243-119-0 |

500+ FOR THREE STRAIGHT YEARS

Bill Belichick is the first head coach in NFL history to lead a team to three straight 500-point seasons (2010-2012). The Patriots are the first franchise in NFL history to score 500 or more points in four seasons (2007-589, 2010-518, 2011-513 and 2012-557). St. Louis is the only other team to have done it three times (1999-526, 2000-540, 2001-503).



BILL BELICHICK

NEWS & NOTES

POSTSEASON PROWESS

BEST POSTSEASON RECORDS IN NFL HISTORY (minimum of 10 games)

| COACH | TEAM(S) | W | L | PCT. |
|-----------------------|---------------|-----------|----------|-------------|
| Vince Lombardi | GB/WAS | 9 | 1 | .900 |
| Tom Flores | Oakland | 8 | 3 | .727 |
| Bill Walsh | San Francisco | 10 | 4 | .714 |
| Bill Belichick | CLE/NE | 22 | 9 | .710 |
| Joe Gibbs | Washington | 17 | 7 | .708 |
| Jimmy Johnson | DAL/MIA | 9 | 4 | .692 |

MOST POSTSEASON GAMES AS A HEAD COACH

| HEAD COACH | GAMES |
|---|-----------|
| Tom Landry (Dallas) | 36 |
| Don Shula (Baltimore/Miami) | 36 |
| Bill Belichick (Cleveland/New England) | 31 |

3X COACH OF THE YEAR

The Associated Press named Bill Belichick the NFL's Coach of the Year in 2010, the third time that Belichick earned the honor. He was also named Coach of the Year following the 2003 and 2007 seasons, joining Don Shula (4-time winner) and Chuck Knox as the only three-time winners.

PLAYOFF SUCCESS

MOST PLAYOFF WINS BY AN NFL HEAD COACH

| HEAD COACH | TEAM(S) | WINS |
|-----------------------|--------------------------------------|-----------|
| Bill Belichick | Cleveland Browns, NE Patriots | 22 |
| Tom Landry | Dallas Cowboys | 20 |
| Don Shula | Baltimore Colts, Miami Dolphins | 19 |
| Joe Gibbs | Washington Redskins | 17 |
| Chuck Noll | Pittsburgh Steelers | 16 |

DIVISION TITLES RECORD

Bill Belichick guided the Patriots to the AFC East title in 2014. His 12 division titles are the most by a head coach since the 1970 merger. Don Shula is second with 11 division titles since the merger.

FIRST WITH 14 WINS IN 4 SEASONS

Bill Belichick guided the Patriots to an NFL-best 14-2 record in 2010, becoming the first head coach ever to win at least 14 regular-season games in four separate seasons. Only four other coaches — San Francisco's George Seifert (3), Washington's Joe Gibbs (2), Chicago's Mike Ditka (2) and Miami's Don Shula (2) — have more than one 14-win season.

NINE SB APPEARANCES ARE A RECORD

Super Bowl XLIX was Bill Belichick's ninth Super Bowl in his career, the most appearances by an NFL coach in history.

MOST SUPER BOWL APPEARANCES AS A HEAD COACH OR ASSISTANT

| HEAD COACH | SUPER BOWLS |
|-----------------------|--------------------------------|
| Bill Belichick | 9 (six as a head coach) |
| Dan Reeves | 7 (four as a head coach) |
| Don Shula | 6 (six as head coach) |
| Tom Landry | 5 (five as a head coach) |
| Chuck Noll | 5 (four as a head coach) |
| Marv Levy | 5 (four as a head coach) |

GOOD IN DECEMBER

Bill Belichick is 54-10 (.844) in December with New England, the best record in December among head coaches with one team in NFL history (min. 25 games). George Seifert is second (27-6, .818).

9 CONFERENCE CHAMPIONSHIP GAMES

Bill Belichick reached his ninth conference championship game as a head coach in 2014, second to the 10 by Tom Landry.

| Head Coach | Conference Championships |
|-----------------------|--------------------------|
| Tom Landry | 10 |
| Bill Belichick | 9 |
| Don Shula | 7 |
| Chuck Noll | 7 |
| John Madden | 6 |
| Bill Cowher | 6 |





TOM BRADY

NEWS & NOTES



CAREER NOTES

Tom Brady has quarterbacked the Patriots to victories in 170 of his 218 career regular season starts, compiling a .780 winning percentage and giving him the best record of any quarterback in the Super Bowl era (since 1966). Brady's 155 career wins in his first 200 starts are the most in NFL history. Peyton Manning is second with 136 wins in his first 200 career starts.

RECORDING SUCCESS

TOP WINNING PERCENTAGE IN SUPER BOWL ERA (Since 1966, Minimum 50 Starts, Regular Season Only)

| PLAYER | TEAM(S) | YEARS | W | L | T | PCT. |
|------------------|-----------|----------------|------------|-----------|----------|-------------|
| TOM BRADY | NE | 2000-15 | 170 | 48 | 0 | .780 |
| Roger Staubach | DAL | 1969-79 | 85 | 29 | 0 | .746 |
| Joe Montana | SF/KC | 1979-94 | 117 | 47 | 0 | .713 |

ACTIVE QUARTERBACKS WINNING PERCENTAGE (Minimum 32 Starts (two full seasons), Regular Season Only)

| QUARTERBACK | TEAM(S) | W | L | T | PCT. |
|--------------------|-----------|------------|-----------|----------|-------------|
| TOM BRADY | NE | 170 | 48 | 0 | .780 |
| Russell Wilson | SEA | 42 | 17 | 0 | .712 |
| Peyton Manning | IND/DEN | 186 | 79 | 0 | .702 |
| Aaron Rodgers | GB | 77 | 37 | 0 | .675 |
| Ben Roethlisberger | PIT | 109 | 55 | 0 | .665 |
| Andy Dalton | CIN | 49 | 25 | 1 | .660 |
| Andrew Luck | IND | 35 | 20 | 0 | .636 |
| Joe Flacco | BAL | 75 | 47 | 0 | .615 |
| Tony Romo | DAL | 78 | 49 | 0 | .614 |
| Matt Ryan | ATL | 72 | 49 | 0 | .595 |

NINE AFC CHAMPIONSHIP GAME APPEARANCES

The Patriots played in their ninth conference championship game in the Tom Brady - Bill Belichick era (since 2001 with Brady starting at QB) in 2014. By omitting the season Brady missed due to injury in 2008, the Patriots have made nine title games in 13 seasons with Brady as the starter..

FIVE 30-TD SEASONS

Brady has five 30-touchdown seasons overall. The only other Patriots quarterback to have a 30-touchdown season was Vito "Babe" Parilli in 1964 when he led the AFL with 31. Brady is the fourth quarterback in NFL history to have 30 or more touchdown passes in at least five seasons and the fifth quarterback in NFL history with three or more straight seasons with 30 or more touchdowns.

MOST SEASONS WITH 30-PLUS TOUCHDOWN PASSES

| | |
|------------------------|----------|
| Brett Favre | 9 |
| Peyton Manning | 9 |
| Drew Brees | 7 |
| TOM BRADY | 5 |
| Dan Marino | 4 |
| Aaron Rodgers | 4 |
| Tony Romo | 4 |
| Philip Rivers | 4 |
| Kurt Warner | 3 |

THREE OR MORE STRAIGHT 30 TOUCHDOWN SEASONS

| | |
|------------------------|----------------------|
| Drew Brees | 7 (2008-2014) |
| Brett Favre | 5 (1994-98) |
| Peyton Manning | 5 (2009-10, 12-14) |
| TOM BRADY | 3 (2010-2012) |
| Dan Marino | 3 (1984-86) |

300-YARD AVG. IN THREE SEASONS

Brady averaged 301.7 yards per game in 2012. Brady (300.4 in 2007 and 327.2 in 2011) joins Drew Brees as the first NFL players to average 300 yards per game in at least three seasons. Brady is averaging 327.3 yards per game in 2015.

MOST SEASONS AVERAGING 300 OR MORE YARDS PER GAME

- 5 Drew Brees (2014, 2013, 2012, 2011, 2008) • **3 Tom Brady (2012, 2011, 2007)** • 2 Dan Fouts (1982, 1981)

PIILING UP THE WINS

Brady is one of three NFL quarterbacks with at least 170 career wins.
(Regular season only)

| RK | NAME | W | L | T | PCT. |
|-----------|--------------------|------------|-----------|----------|-------------|
| 1. | Brett Favre | 186 | 112 | 0 | .624 |
| 2. | Peyton Manning | 186 | 79 | 0 | .702 |
| 3. | Tom Brady | 170 | 48 | 0 | .780 |
| 4. | John Elway | 148 | 82 | 1 | .643 |
| 5. | Dan Marino | 147 | 93 | 0 | .613 |
| 6. | Fran Tarkenton | 124 | 109 | 6 | .531 |
| 7. | Drew Brees | 121 | 90 | 0 | .573 |
| 8. | Johnny Unitas | 119 | 64 | 4 | .647 |
| 9. | Joe Montana | 117 | 47 | 0 | .713 |
| 10. | Ben Roethlisberger | 109 | 55 | 0 | .665 |
| 11. | Terry Bradshaw | 107 | 51 | 0 | .677 |
| 12. | Warren Moon | 102 | 101 | 0 | .510 |

BRADY ONE OF EIGHT

NFL RECORD FOR MOST PASSING YARDS PER GAME (Minimum 50 Games)

| PLAYER | TEAM | YARDS/GAME |
|------------------------|-----------|--------------|
| Drew Brees | SD/NO | 279.4 |
| Peyton Manning | IND/DEN | 271.2 |
| Kurt Warner | STL/ARI | 260.8 |
| Matt Ryan | ATL | 259.3 |
| Tom Brady | NE | 258.4 |
| Aaron Rodgers | GB | 258.4 |
| Dan Marino | Miami | 253.6 |
| Philip Rivers | SD | 252.6 |



TOM BRADY

NEWS & NOTES

THREE 35-TD SEASONS

Brady is one of five NFL players to have at least 35 touchdown passes in three different seasons. Brady had 33 touchdowns in 2014 and is leading the NFL with 28 touchdowns so far in 2015.

QBS WITH THE MOST 35+ PASSING TOUCHDOWNS IN NFL HISTORY

| PLAYER | 35+ TD SEASONS |
|------------------|--|
| Peyton Manning | 4 (49 in 2004, 37 in 2012, 55 in 2013, 39 in 2014) |
| Tom Brady | 3 (50 in 2007, 36 in 2010 and 39 in 2011) |
| Brett Favre | 3 (38 in 1995, 39 in 1996 and 35 in 1997) |
| Drew Brees | 3 (46 in 2011, 43 in 2012 and 39 in 2013) |
| Aaron Rodgers | 3 (45 in 2011, 39 in 2012 and 38 in 2014). |

BRADY AT 4,000

Brady (4,109) reached 4,000 passing yards for the seventh time in his career in 2014. He enters this week's game with an NFL-best 3,600 passing yards.

ALL-TIME 4,000 YARD PASSING SEASONS

| | |
|----------|------------------|
| 14 | Peyton Manning |
| 9 | Drew Brees |
| 7 | Tom Brady |
| 6 | Dan Marino |
| 6 | Brett Favre |
| 6 | Philip Rivers |
| 5 | Aaron Rodgers |

Additionally, Brady owns seven of the nine 4,000-yard passing seasons in team history

PATRIOTS TOP PASSING YARDS/SEASON

| Yards | Player | Year |
|--------------|------------------|-------------|
| 5,235 | Tom Brady | 2011 |
| 4,827 | Tom Brady | 2012 |
| 4,806 | Tom Brady | 2007 |
| 4,555 | Drew Bledsoe | 1994 |
| 4,398 | Tom Brady | 2009 |
| 4,343 | Tom Brady | 2013 |
| 4,110 | Tom Brady | 2005 |
| 4,109 | Tom Brady | 2014 |
| 4,086 | Drew Bledsoe | 1996 |

24 CAREER 4-TD GAMES

Brady has thrown four or more touchdowns in 24 games - 19 four-TD games, three five-TD games and two six-TD games. The Patriots are 23-1 when Brady throws four or more TD passes.

MOST GAMES WITH 4+ TOUCHDOWN PASSES

| PLAYER | 4+ TD GAMES |
|---------------------|-------------|
| 1. Peyton Manning | 35 |
| 2. Drew Brees | 27 |
| 3. Tom Brady | 24 |
| 4. Brett Favre | 23 |
| 5. Dan Marino | 21 |
| 6. Johnny Unitas | 17 |

MOST GAMES WITH 4+ TDS AND NO INTERCEPTIONS

| PLAYER | GAMES |
|------------------|-----------|
| Tom Brady | 19 |
| Peyton Manning | 18 |
| Drew Brees | 18 |
| Brett Favre | 12 |

SIX FOR SIX-PLUS

Brady has thrown six touchdowns in a game two times and is one of eight NFL players to have thrown at least six touchdowns in a game two times. Brady threw six touchdowns at Miami (10/21/07) and vs. Tennessee (10/18/09).

NFL PLAYERS WITH AT LEAST TWO 6+TD GAMES

| PLAYER | 6+ TD GAMES |
|--------------------|------------------------------------|
| Peyton Manning | 3 (2 6 TD games and 1 7 TD Game) |
| George Blanda | 2 games with 7 touchdowns |
| Y.A. Tittle | 2 (1 game with 7 and 1 with 6 TDs) |
| Drew Brees | 2 (1 game with 7 and 1 with 6 TDs) |
| Tom Brady | 2 games with 6 touchdowns |
| Charley Johnson | 2 games with 6 touchdowns |
| Ben Roethlisberger | 2 games with 6 touchdowns |
| Aaron Rodgers | 2 games with 6 touchdowns |



50,000 YARDS

Tom Brady (56,858) became the sixth NFL quarterback to reach 50,000 passing yards in the win vs. Cincinnati on Oct. 5, 2014. He moved past John Elway into fifth place all-time in a win vs. Denver (11/2/14).

| Player | Passing yards |
|---------------------|---------------|
| 1. Peyton Manning | 71,871 |
| 2. Brett Favre | 71,838 |
| 3. Dan Marino | 61,361 |
| 4. Drew Brees | 59,233 |
| 5. Tom Brady | 56,858 |
| 6. John Elway | 51,475 |
| 7. Warren Moon | 49,325 |
| 8. Fran Tarkenton | 47,003 |
| 9. Vinny Testaverde | 46,233 |
| 10. Drew Bledsoe | 44,611 |

A GOOD RATIO

Brady ranks first in touchdown-to-interception ratio among quarterbacks with 400 career TD passes. He ranks second in TD-to-INT ratio overall, behind only Aaron Rodgers.

BRADY TOPS 400 CLUB IN TD/INT RATIO

NFL All-Time Rank in Parentheses

| Player | Touchdowns | Interceptions | Ratio |
|------------------|-----------------|-----------------|-----------------|
| Tom Brady | 420 (3t) | 147 (58) | 2.86 (2) |
| Peyton Manning | 539 (1) | 251 (9) | 2.15 (5) |
| Drew Brees | 416 (4t) | 204 (23) | 2.04 (8) |
| Dan Marino | 420 (3t) | 252 (8) | 1.67 (20) |
| Brett Favre | 508 (2) | 336 (1) | 1.51 (30) |

400-TD CLUB

Tom Brady is one of five NFL players with at least 400 career touchdowns.

MOST CAREER TOUCHDOWN PASSES

(regular season only) Bold indicates active players

| RANK | NAME | TOUCHDOWNS |
|------------|-----------------------|------------|
| 1. | Peyton Manning | 539 |
| 2. | Brett Favre | 508 |
| 3t. | Tom Brady | 420 |
| 3t. | Dan Marino | 420 |
| 5. | Drew Brees | 416 |
| 6. | Fran Tarkenton | 342 |
| 7. | John Elway | 300 |
| 8. | Warren Moon | 291 |
| 9. | Johnny Unitas | 290 |
| 10. | Eli Manning | 282 |

BRADY THIRD IN ALL-TIME TDS

Brady is third in NFL history in all-time touchdown passes (regular season and playoffs) and ranks second in total TD passes with one team.

ALL-TIME TOUCHDOWN PASS LEADERS (INCLUDING PLAYOFFS)

| Player | Years | Team(s) | Total TD | Reg. Season | Playoffs |
|------------------|---------------------|----------------|------------|-------------|-----------|
| Peyton Manning | 1998-Present | IND/DEN | 577 | 539 | 38 |
| Brett Favre | 1991-2010 | ATL/GB/NYJ/MIN | 552 | 508 | 44 |
| Tom Brady | 2000-Present | NE | 473 | 420 | 53 |
| Dan Marino | 1983-1999 | MIA | 452 | 420 | 32 |
| Drew Brees | 2001-Present | SD/NO | 440 | 416 | 24 |
| Fran Tarkenton | 1961-1978 | MIN/NYG | 353 | 342 | 11 |
| John Elway | 1983-1998 | DEN | 327 | 300 | 27 |
| Joe Montana | 1979-1994 | SF/KC | 318 | 273 | 45 |

MOST TOUCHDOWN PASSES WITH ONE TEAM (INCLUDING PLAYOFFS)

| Player | Years | Team(s) | Total TD | Reg. Season | Playoffs |
|------------------|---------------------|-----------|------------|-------------|-----------|
| Brett Favre | 1992-2007 | GB | 481 | 442 | 39 |
| Tom Brady | 2000-Present | NE | 473 | 420 | 53 |
| Dan Marino | 1983-1999 | MIA | 452 | 420 | 32 |
| Peyton Manning | 1998-2010 | IND | 428 | 399 | 29 |



TOM BRADY

NEWS & NOTES

ECLIPSING 3K

Brady (3,600) once again reached 3,000 yards in 2015 for his 13th 3,000-yard season.

NFL RECORD FOR MOST 3,000-YARD SEASONS

| | |
|-----------|------------------|
| 18 | Brett Favre |
| 16 | Peyton Manning |
| 13 | Tom Brady |
| 13 | Drew Brees |
| 13 | Dan Marino |
| 12 | John Elway |

FRANCHISE LEADING PASSER

| PATRIOTS ALL-TIME LEADING PASSERS | | | | |
|-----------------------------------|----------------|--------------|--------------|---------------|
| PLAYER | YEARS | ATT | COMP | YARDS |
| Tom Brady | 2000-15 | 7,619 | 4,845 | 56,858 |
| Drew Bledsoe | 1993-01 | 4,518 | 2,544 | 29,657 |
| Steve Grogan | 1975-90 | 3,593 | 1,879 | 26,886 |

NFL FRANCHISE WINS LEADER

Tom Brady has 170 career regular-season wins with the Patriots, the most by a starting quarterback with one team. Brady made his 208th career start against Pittsburgh (9/10/15) when he won his 161st game. It took Brett Favre 253 starts to reach 160 wins.

MOST WINS AS A STARTING QUARTERBACK FOR ONE TEAM

| Player | Wins | Team |
|------------------|------------|--------------------|
| Tom Brady | 170 | New England |
| Brett Favre | 160 | Green Bay |
| John Elway | 148 | Denver |
| Dan Marino | 147 | Miami |
| Peyton Manning | 141 | Indianapolis |

BRADY RACKS UP PASSING YARDS

Brady has 70 NFL games with 300 or more yards passing and the Patriots are 59-11 in those games. He is one of three players with 70 300-yard games.

NFL QUARTERBACK 300-YARD GAMES (*ACTIVE)

| PLAYER | 300-YARD GAMES |
|-------------------|----------------|
| Peyton Manning* | 93 |
| Drew Brees* | 92 |
| Tom Brady* | 70 |
| Dan Marino | 63 |
| Brett Favre | 62 |
| Kurt Warner | 52 |
| Dan Fouts | 51 |
| Warren Moon | 49 |
| Tony Romo* | 46 |

Brady had a career-best eleven 300-yard games in the 2011 season, tied for third in NFL history behind Drew Brees (13 in 2011) and Peyton Manning (12 in 2013). He has six 300 yard games so far in 2015.

TOP QB HOME STARTING RECORDS (MIN. 75 STARTS) SINCE 1970 MERGER (INCLUDES POSTSEASON)

| PLAYER | TEAM(S) | W | L | T | PCT. |
|------------------|-----------|------------|-----------|----------|-------------|
| Tom Brady | NE | 110 | 17 | 0 | .866 |
| Terry Bradshaw | PIT | 75 | 14 | 0 | .843 |
| John Elway | DEN | 104 | 25 | 0 | .806 |

39 GAME-WINNING DRIVES

Brady has 39 game-winning drives in the fourth quarter or overtime in the regular season.

MOST GAME WINNING DRIVES IN THE FOURTH QUARTER OR OVERTIME (Regular Season)

| PLAYER | TEAMS | 4TH QTR GAME-WINNING DRIVES |
|---------------------|--------------------|-----------------------------|
| 1. Peyton Manning | IND/DEN | 52 |
| 2. Dan Marino | Miami | 47 |
| 3. Brett Favre | GB/NYJ/MIN | 43 |
| 4. John Elway | Denver | 40 |
| 5. Tom Brady | New England | 39 |
| 6. Warren Moon | HOU/MIN/SEA/KC | 35 |
| 7. Drew Brees | SD/NO | 34 |

BRADY'S COMEBACKS

Brady has engineered 49 career game-winning performances to lead his team to a victory from a fourth-quarter deficit or tie.

| | | TIME REMAINING | | PASSING STATISTICS | | | | | | |
|----------|--------|----------------|---------|--------------------|-----|-----|----|-----|------------|--|
| DATE | OPP. | SCORE | IN REG. | ATT | CMP | YDS | TD | INT | FINAL | |
| 11/15/15 | at NYG | 17-23 | 15:00 | 18 | 11 | 193 | 1 | 1 | 27-26 | |
| 10/25/15 | NYJ | 16-17 | 15:00 | 17 | 14 | 150 | 2 | 0 | 30-23 | |
| 02/01/15 | SEA** | 14-24 | 15:00 | 15 | 13 | 124 | 2 | 0 | 28-24 | |
| 01/10/15 | BAL* | 28-28 | 15:00 | 8 | 9 | 72 | 1 | 0 | 35-31 | |
| 12/21/14 | at NYJ | 10-13 | 15:00 | 6 | 3 | 26 | 0 | 1 | 17-13 | |
| 12/07/14 | at SD | 13-14 | 15:00 | 8 | 7 | 112 | 1 | 0 | 23-14 | |
| 12/08/13 | CLE | 3-19 | 15:00 | 20 | 16 | 142 | 2 | 0 | 27-26 | |
| 12/01/13 | at HOU | 21-24 | 15:00 | 12 | 8 | 87 | 0 | 0 | 34-31 | |
| 11/24/13 | DEN | 21-24 | 15:00 | 19 | 12 | 100 | 1 | 0 | [ot] 34-31 | |
| 10/13/13 | NO | 23-27 | 1:13 | 5 | 7 | 70 | 1 | 0 | 30-27 | |
| 09/08/13 | at BUF | 20-21 | 4:31 | 7 | 7 | 36 | 0 | 0 | 23-21 | |
| 10/21/12 | NYJ | 23-26 | 1:37 | 9 | 13 | 95 | 0 | 0 | [ot] 29-26 | |
| 09/30/12 | at BUF | 21-21 | 15:00 | 7 | 4 | 78 | 2 | 0 | 52-28 | |
| 01/22/12 | BAL* | 16-20 | 15:00 | 6 | 3 | 20 | 0 | 1 | 23-20 | |
| 12/24/11 | MIA | 17-17 | 15:00 | 11 | 8 | 120 | 0 | 0 | 27-24 | |
| 10/16/11 | DAL | 13-16 | 5:13 | 9 | 11 | 87 | 1 | 0 | 20-16 | |
| 12/19/10 | GB | 21-27 | 13:49 | 6 | 5 | 82 | 1 | 0 | 31-27 | |
| 11/25/10 | at DET | 24-24 | 15:00 | 5 | 5 | 86 | 2 | 0 | 45-24 | |
| 10/17/10 | BAL | 10-20 | 14:53 | 24 | 16 | 156 | 1 | 1 | [ot] 23-20 | |
| 09/14/09 | BUF | 13-24 | 5:32 | 13 | 11 | 112 | 2 | 0 | 25-24 | |
| 12/29/07 | at NYG | 23-28 | 15:00 | 12 | 8 | 130 | 1 | 0 | 38-35 | |
| 12/03/07 | at BAL | 17-24 | 14:25 | 17 | 7 | 113 | 1 | 0 | 27-24 | |
| 11/25/07 | PHI | 24-28 | 15:00 | 16 | 11 | 109 | 0 | 0 | 31-28 | |
| 11/04/07 | at IND | 10-20 | 9:42 | 10 | 8 | 144 | 2 | 0 | 24-20 | |
| 01/14/07 | at SD* | 13-21 | 8:35 | 14 | 9 | 122 | 1 | 1 | 24-21 | |
| 12/03/06 | DET | 13-21 | 13:07 | 15 | 14 | 101 | 0 | 0 | 28-21 | |
| 11/26/06 | CHI | 10-10 | 14:46 | 7 | 6 | 98 | 1 | 0 | 17-13 | |
| 09/10/06 | BUF | 14-17 | 15:00 | 6 | 3 | 58 | 0 | 1 | 19-17 | |
| 11/13/05 | at MIA | 15-16 | 2:53 | 2 | 2 | 76 | 1 | 0 | 23-16 | |
| 10/30/05 | BUF | 7-16 | 10:07 | 4 | 4 | 69 | 0 | 0 | 21-16 | |
| 10/09/05 | at ATL | 28-28 | 3:52 | 2 | 2 | 17 | 0 | 0 | 31-28 | |
| 09/25/05 | at PIT | 10-13 | 14:19 | 12 | 12 | 167 | 0 | 0 | 23-20 | |
| 02/06/05 | PHI** | 14-14 | 15:00 | 4 | 2 | 33 | 0 | 0 | 24-21 | |
| 10/03/04 | at BUF | 17-17 | 15:00 | 4 | 2 | 8 | 1 | 0 | 31-17 | |
| 02/01/04 | CAR** | 29-29 | 1:08 | 5 | 4 | 47 | 0 | 0 | 32-29 | |
| 01/10/04 | TEN* | 14-14 | 15:00 | 11 | 6 | 27 | 0 | 0 | 17-14 | |
| 11/30/03 | at IND | 31-31 | 10:21 | 6 | 3 | 31 | 1 | 0 | 38-34 | |
| 11/23/03 | at HST | 13-20 | 3:11 | 14 | 10 | 133 | 1 | 0 | [ot] 23-20 | |
| 11/03/03 | at DEN | 23-26 | 2:51 | 4 | 5 | 58 | 1 | 0 | 30-26 | |
| 10/19/03 | at MIA | 13-13 | 15:00 | 10 | 7 | 147 | 1 | 0 | [ot] 19-13 | |
| 10/05/03 | TEN | 24-27 | 4:40 | 1 | 1 | 15 | 0 | 0 | 38-30 | |
| 12/29/02 | MIA | 13-24 | 4:59 | 13 | 8 | 69 | 1 | 0 | [ot] 27-24 | |
| 11/10/02 | at CHI | 19-30 | 5:16 | 14 | 9 | 116 | 2 | 0 | 33-30 | |
| 09/22/02 | KC | 38-38 | 0:00 | 5 | 4 | 46 | 0 | 0 | [ot] 41-38 | |
| 02/03/02 | STL** | 17-17 | 1:21 | 8 | 5 | 53 | 0 | 0 | 20-17 | |
| 01/19/02 | OAK* | 3-13 | 15:00 | 27 | 20 | 138 | 0 | 0 | [ot] 16-13 | |
| 12/16/01 | at BUF | 6-9 | 5:57 | 13 | 9 | 116 | 0 | 0 | [ot] 12-9 | |
| 12/02/01 | at NYJ | 14-16 | 15:00 | 7 | 6 | 56 | 0 | 0 | 17-16 | |
| 10/14/01 | SD | 16-26 | 8:48 | 18 | 13 | 130 | 1 | 0 | [ot] 29-26 | |

^Statistics are from the time noted until the end of the game * Divisional Playoffs ** Super Bowl



TOM BRADY

NEWS & NOTES

LATE GAME WINNER

Brady now has seven career games in which he threw a game-winning touchdown pass in the final minute of the game to turn a Patriots deficit into a Patriots win.

11/10/02 at Chicago* W 33-30

The Patriots trailed 30-25 when Brady threw a 20-yard touchdown to David Patten with 21 seconds left to give the Patriots a 33-30 win.

*-Champaign, Ill.

11/3/03 at Denver W 30-26

The Patriots trailed 26-23 when Brady threw an 18-yard touchdown to David Givens with 30 seconds left to give the Patriots a 30-26 win.

12/3/07 at Baltimore W 27-24

The Patriots trailed 24-20 when Brady threw an 8-yard touchdown to Jabar Gaffney with 44 seconds left to give the Patriots a 27-24 win.

9/14/09 vs. Buffalo W 25-24

The Patriots trailed 24-19 when Brady threw a 16-yard touchdown to Ben Watson with 50 seconds left to give the Patriots a 25-24 win.

10/16/11 vs. Dallas W 20-16

The Patriots trailed 16-13 when Brady threw an 8-yard touchdown pass to Aaron Hernandez with 22 seconds left to give the Patriots a 20-16 win.

10/13/13 vs. New Orleans W 30-27

The Patriots trailed 27-23 when Brady threw a 17-yard touchdown pass to Kenbrell Thompson with five seconds left to give the Patriots a 30-27 win.

12/08/13 vs. Cleveland W 27-26

The Patriots trailed 26-21 when Brady threw a 1-yard touchdown pass to Danny Amendola with 31 seconds left to give the Patriots a 27-26 win.

THREE TD; NO INT

Tom Brady is second in NFL history with 45 games with three or more touchdowns and no interceptions. The Patriots are 43-2 (.956) in such games.

PLAYER MOST GAMES WITH 3+ TD PASSES AND 0 INT.

| | |
|------------------|-----------|
| Peyton Manning | 51 |
| Tom Brady | 45 |
| Brett Favre | 36 |
| Drew Brees | 35 |
| Aaron Rodgers | 32 |

TOM BRADY'S RECORD AS A STARTER

| | REG. SEASON | PLAYOFFS | TOTAL |
|---------|---------------|-------------|---------------|
| Overall | 170-48 | 21-8 | 191-56 |
| Home: | 96-14 | 14-3 | 110-17 |
| Road: | 74-34 | 7-5* | 81-39 |

By Yardage Total

| | | | |
|----------------|-------|------|-------|
| Less than 200: | 35-15 | 4-1 | 39-16 |
| 200-299: | 76-22 | 11-5 | 87-27 |
| 300 or more: | 59-11 | 6-2 | 65-13 |

Other Records

| | | | |
|------------------------|--------|------|--------|
| On Artificial Turf: | 106-14 | 10-5 | 116-19 |
| Temp Below 40: | 35-6 | 11-2 | 46-8 |
| Thanksgiving or later: | 61-14 | 21-8 | 82-22 |
| Leading at Halftime: | 130-16 | 14-4 | 144-20 |
| Leading after 3 Qtrs: | 139-9 | 13-3 | 152-12 |
| Overtime: | 9-3 | 1-0 | 10-3 |
| Passer rating >100.0: | 94-6 | 10-0 | 104-6 |

*Includes six Super Bowls at neutral sites

RECORD TITLE HOLDER

Tom Brady earned his NFL record 12th division championship in 2014.

QUARTERBACK CAREER DIVISION TITLES

| | |
|------------------|-----------|
| Tom Brady | 12 |
| Peyton Manning | 11 |
| Joe Montana | 9 |

12-WIN SEASONS

Since entering the NFL in 2000, Tom Brady's teams have reached 12 regular-season wins in nine different seasons, second all-time, behind Peyton Manning.

STARTING QB'S WITH THE MOST 12-WIN REGULAR SEASONS IN NFL HISTORY

| PLAYER | SEASONS |
|------------------|----------|
| Peyton Manning | 11 |
| Tom Brady | 9 |
| Brett Favre | 6 |
| John Elway | 4 |
| Jim Kelly | 4 |

MOST WINS IN 200 STARTS

Brady had 155 career regular-season wins in his first 200 regular-season starts (.775 win pct.). Peyton Manning is second with 136 victories in his first 200 starts.

MOST WINS BY A STARTING QB THROUGH 200 REGULAR SEASON STARTS

| Quarterback | Wins Through 200 Starts |
|------------------|-------------------------|
| Tom Brady | 155 |
| Peyton Manning | 136 |
| Dan Marino | 125 |
| John Elway | 124 |

SIXTH TO REACH 4,000 COMPLETIONS

Tom Brady (4,802) is one of six players in NFL history to reach 4,000 completions.

MOST PASS COMPLETIONS IN NFL HISTORY

| | |
|---------------------|--------------|
| 1. Brett Favre | 6,300 |
| 2. Peyton Manning | 6,120 |
| 3. Drew Brees | 5,219 |
| 4. Dan Marino | 4,967 |
| 5. Tom Brady | 4,845 |
| 6. John Elway | 4,123 |
| 7. Warren Moon | 3,988 |

THIRD FASTEST TO 4,000 COMPLETIONS

Tom Brady has now completed 4,845 passes over his career in the regular season, becoming just the sixth player (third fastest) in NFL history to achieve the feat.

GAMES PLAYED TO 4,000 CAREER COMPLETIONS

| | |
|------------------|------------|
| Drew Brees | 169 |
| Peyton Manning | 183 |
| Tom Brady | 187 |
| Dan Marino | 193 |
| Brett Favre | 196 |
| John Elway | 227 |

BRADY HAS FIFTH-BEST QB RATING

| PLAYER | YEARS | TEAM | RATING |
|------------------|----------------|-----------------|-------------|
| Aaron Rodgers | 2005-15 | Green Bay | 105.1 |
| Russell Wilson | 2012-15 | Seattle | 99.5 |
| Tony Romo | 2004-15 | Dallas | 97.1 |
| Steve Young | 1985-99 | TB/SF | 96.8 |
| Tom Brady | 2000-15 | Patriots | 96.5 |
| Peyton Manning | 1998-15 | IND/DEN | 96.5 |
| Philip Rivers | 2004-15 | San Diego | 96.1 |



TOM BRADY

NEWS & NOTES

MOST TD THROWS COACH/QB TANDEM

Tom Brady has thrown 417 career touchdowns under head coach Bill Belichick, the most touchdowns among any head coach/starting quarterback tandem.

MOST TDS/QB TANDEMS (Regular Season Only)

| Quarterback/Head Coach | Team | Touchdowns |
|---------------------------------|-----------|------------|
| Tom Brady/Bill Belichick | NE | 417 |
| Dan Marino/Don Shula | MIA | 352 |
| Drew Brees/Sean Payton | NO | 293 |
| Len Dawson/Hank Stram | KC | 232 |

BRADY UNDEFEATED AGAINST 8

Brady is undefeated against eight teams – Atlanta (4-0), Chicago (4-0), Dallas (4-0), Detroit (4-0), Jacksonville (5-0), Minnesota (4-0), Philadelphia (3-0) and Tampa Bay (3-0). Brady is most successful against Buffalo, with a 24-3 career record and the non-divisional team he has beaten the most is Indianapolis (9-3).

NO PLACE LIKE HOME

Tom Brady made his 100th career home start against Chicago on Oct. 26, 2014. The win over Chicago gave Brady an 87-13 home record in his first 100 home starts, the best in NFL history since the merger for a quarterback with at least 50 starts.

BEST HOME REGULAR SEASON STARTING RECORDS (MINIMUM 40 STARTS)

| Player | Record |
|------------------|---------------------|
| Tom Brady | 96-14 (.873) |
| Terry Bradshaw | 67-12 (.848) |
| Roger Staubach | 49-10 (.831) |
| Aaron Rodgers | 46-11 (.807) |
| John Elway | 92-23 (.805) |
| Joe Flacco | 47-14 (.770) |

BEST HOME REGULAR SEASON STARTING RECORD IN FIRST 100 STARTS

| Player | Record |
|------------------|---------------------|
| Tom Brady | 87-13 (.870) |
| Brett Favre | 82-18 (.820) |
| John Elway | 77-23 (.770) |
| Peyton Manning | 74-26 (.740) |

WINNINGEST COACH/QB TANDEM

Bill Belichick and Tom Brady have the best winning percentage and most wins for a head coach/starting quarterback tandem since the 1970 merger.

WINNINGEST COACH/QB TANDEM SINCE 1970

(Regular Season Only – by winning percentage)

| Quarterback/Head Coach | Team | W | L | T | Pct. |
|---------------------------------|-----------|------------|-----------|----------|-------------|
| Tom Brady/Bill Belichick | NE | 170 | 48 | 0 | .780 |
| Ken Stabler/John Madden | OAK | 60 | 19 | 1 | .756 |
| Jim McMahon/Mike Ditka | CHI | 46 | 15 | 0 | .754 |
| Peyton Manning/Tony Dungy | IND | 73 | 24 | 0 | .753 |

WINNINGEST COACH/QB TANDEM SINCE 1970

(Regular Season Only – by victories)

| Quarterback/Head Coach | Team | W | L | T | Pct. |
|---------------------------------|-----------|------------|-----------|----------|-------------|
| Tom Brady/Bill Belichick | NE | 170 | 48 | 0 | .780 |
| Dan Marino/Don Shula | MIA | 116 | 68 | 0 | .630 |
| Terry Bradshaw/Chuck Noll | PIT | 107 | 51 | 0 | .601 |

MOST STARTS UNDER ONE HC

Tom Brady made his 185th career start at Carolina on Nov. 18, 2013, all under Bill Belichick. It is the most starts by a quarterback under one head coach in NFL history. Brady surpassed Dan Marino, who had 184 career starts under head coach Don Shula. Brady now has 218 career starts under Belichick.

13 GAMES WITH 300 YARDS, 4 TDS & 0 INTS

Tom Brady had his 13th NFL game with 300 yards, four touchdowns and no interceptions vs. Miami (10/29/15), second in NFL history to the 15 such games by Drew Brees.

BRADY BEATS BUFFALO

Tom Brady owns a 25-3 record against the Buffalo Bills and has more wins against Buffalo than any other NFL team. The New York Jets are second with 21 wins.

MOST WINS BY A STARTING QUARTERBACK AGAINST AN OPPONENT

| Player | Wins |
|------------------|--------------------------------|
| Brett Favre | 26 wins against Detroit |
| Tom Brady | 25 wins against Buffalo |
| Brett Favre | 23 wins against Chicago |
| Dan Marino | 22 wins against Indianapolis |

NFL RECORD FOR ATTEMPTS BETWEEN INTS

Tom Brady attempted 358 consecutive regular-season passes without an interception, a streak spanning from Oct. 17, 2010-Sept. 1, 2011. Brady eclipsed Bernie Kosar's record on Dec. 26, 2010 at Buffalo.

MOST CONSECUTIVE PASS ATTEMPTS WITHOUT AN INTERCEPTION

| 358 | Tom Brady (Patriots) | 2010-11 |
|-----|-----------------------------|-----------------------|
| 308 | Bernie Kosar (Cleveland) | 1990-91 |
| 294 | Bart Starr (Green Bay) | 1964-65 |
| 283 | Alex Smith (Kansas City) | 2015 - current streak |
| 279 | Jeff George (IND/ATL) | 1993-94 |
| 277 | Rich Gannon (Oakland) | 2001 |
| 271 | Jason Campbell (Washington) | 2007-08 |

SECOND IN DISTINCT HONOR

Tom Brady has earned 25 AFC Player of the Week honors, second in NFL history Peyton Manning's 27 honors. Brady was named AFC Offensive Player of the Week for Week 8 in 2015. Brady was named AFC Offensive Player of the Month for September in 2015 and is tied with Manning for the most player of the month honors with eight.

CAREER PLAYER OF THE WEEK AWARDS

| Player | Career | Team | POW Awards |
|------------------|---------------------|------------------------|------------|
| Peyton Manning | 1998-present | Colts/Broncos | 27 |
| Tom Brady | 2000-present | Patriots | 25 |
| Dan Marino | 1983-1999 | Dolphins | 18 |
| Brett Favre | 1991-2010 | Packers, Jets, Vikings | 16 |
| John Elway | 1983-1998 | Broncos | 15 |

BIG IN DECEMBER

Tom Brady is 48-8 (.857) in December, the best record in December among quarterbacks with at least 20 starts. Roger Staubach is second (17-3, .850). Among active quarterbacks, Philip Rivers is second with a 31-9 record (.775).



TOM BRADY

NEWS & NOTES

BRADY IS STREAKING

Tom Brady has a streak of 119 consecutive starts and is the only quarterback in NFL history with two separate streaks of 100-plus starts.

MOST CONSECUTIVE STARTS BY AN NFL QB (INCLUDING POSTSEASON)

| Games | QB |
|------------|---------------------------------|
| 321 | Brett Favre (1992-2010) |
| 227 | Peyton Manning (1998-2011) |
| 189 | Eli Manning (2004-present) |
| 164 | Philip Rivers (2006-present) |
| 137 | Joe Flacco (2008-2015) |
| 128 | Tom Brady (2001-2008) |
| 123 | Ron Jaworski (1977-1984) |
| 119 | Tom Brady (2009-present) |
| 110 | Joe Ferguson (1977-1984) |

MOST GAMES PLAYED AS A PATRIOT

Tom Brady passed Bruce Armstrong at Dallas (10/11/15) with his 213th game played in a Patriot uniform.

| Player | Games Played |
|------------------|--------------|
| Tom Brady | 220 |
| Bruce Armstrong | 212 |
| Julius Adams | 206 |

SECOND PATRIOT WITH 200 STARTS

Tom Brady (218) is the second New England Patriots player to start in at least 200 games. Patriots Hall of Fame OL Bruce Armstrong started in 212 games during his career.

200-PLUS STARTS

Tom Brady is one of nine NFL quarterbacks with at least 200 career starts in the regular season.

MOST NFL STARTS BY AN NFL QUARTERBACK

| Player | Starts |
|------------------|------------|
| Brett Favre | 298 |
| Peyton Manning | 265 |
| Dan Marino | 240 |
| Fran Tarkenton | 239 |
| John Elway | 231 |
| Tom Brady | 218 |
| Vinny Testaverde | 214 |
| Drew Brees | 211 |
| Warren Moon | 203 |

ANOTHER 100 STRAIGHT STARTS

Tom Brady made his 100th consecutive regular season start against Dallas (10/11/15) and is the first NFL quarterback to start 100 consecutive regular season games twice.

MOST CONSECUTIVE STARTS IN THE REGULAR SEASON/QUARTERBACK

| Player | Consecutive Starts |
|-------------------|--------------------|
| Brett Favre | 297 |
| Peyton Manning | 208 |
| *Eli Manning | 178 |
| *Philip Rivers | 155 |
| Joe Flacco | 122 |
| Ron Jaworski | 116 |
| Tom Brady | 111 |
| Joe Ferguson | 107 |
| *Tom Brady | 107 |

*Active Streak

ELITE COMPANY

Tom Brady (218 starts in the regular season and 29 postseason starts) and Pro Football Hall of Famer Jerry Rice (284 regular season starts and 29 postseason starts) are the only NFL players with at least 200 regular-season starts and at least 25 postseason starts.

MOST VALUABLE PLAYERS

MOST ASSOCIATED PRESS NFL MVP AWARDS

Peyton Manning 5*

Brett Favre 3

Tom Brady 2* (2007 and 2010)

Joe Montana 2

Aaron Rodgers 2*

Johnny Unitas 2

Kurt Warner 2

Steve Young 2

*Active



BRADY GOES LONG

Brady owns seven of the nine 4,000-yard passing seasons in Patriots history.

PATRIOTS TOP PASSING YARDS/SEASON

| YARDS | PLAYER | YEAR |
|--------------|------------------|-------------|
| 5,235 | Tom Brady | 2011 |
| 4,827 | Tom Brady | 2012 |
| 4,806 | Tom Brady | 2007 |
| 4,555 | Drew Bledsoe | 1994 |
| 4,398 | Tom Brady | 2009 |
| 4,343 | Tom Brady | 2013 |
| 4,110 | Tom Brady | 2005 |
| 4,109 | Tom Brady | 2014 |
| 4,086 | Drew Bledsoe | 1996 |



BRADY THROWS FOR SECOND-HIGHEST TOTAL

Tom Brady threw for 466 yards at Buffalo (09/20/15), marking the seventh time in Brady's career that he has eclipsed the 400-yard mark, the second-highest single-game mark of his career and the most ever against Buffalo, eclipsing the 464 yards by George Blanda in 1961.

MOST PASSING YARDS IN A GAME IN PATRIOTS HISTORY

| Player | Date | Opp | Att | Cmp | Yds | TD | Int |
|--------------|----------|------|-----|-----|-----|----|-----|
| Tom Brady | 9/12/11 | MIA | 48 | 32 | 517 | 4 | 1 |
| Tom Brady | 9/20/15 | BUF | 59 | 38 | 466 | 3 | 0 |
| Tom Brady | 12/16/12 | SF | 65 | 36 | 443 | 1 | 2 |
| Tom Brady | 11/03/13 | PITT | 33 | 23 | 432 | 4 | 0 |
| Drew Bledsoe | 11/13/94 | MIN | 70 | 45 | 426 | 3 | 0 |
| Drew Bledsoe | 11/23/98 | MIA | 54 | 28 | 423 | 2 | 2 |
| Tom Brady | 9/18/11 | SD | 40 | 31 | 423 | 3 | 0 |



TOM BRADY

NEWS & NOTES

50-YARD DOUBLE DOWN

Brady has thrown at least two 50-yard passes in the same game nine times in his career. His career best came in 2009 with three 50-yard strikes in one game.

BRADY'S GAMES WITH AT LEAST TWO 50-YARD PASSES

10/9/05 @ Atlanta

- 55t (3Q) Bethel Johnson
- 51 (1Q) Deion Branch

1/14/06 @ Denver *AFC Divisional Playoff Round

- 73 (4Q) Deion Branch
- 51 (2Q) Andre' Davis

12/31/06 @ Tennessee

- 62t (3Q) Reche Caldwell
- 52 (1Q) Corey Dillon

12/9/07 vs. Pittsburgh

- 63t (2Q) Randy Moss
- 56t (3Q) Jabar Gaffney >Flea-flicker w/R. Moss

11/15/09 @ Indianapolis

- 63t (2Q) Randy Moss
- 55 (1Q) Randy Moss

12/06/09 @ Miami

- 58t (1Q) Randy Moss
- 58 (2Q) Wes Welker
- 81t (3Q) Sam Aiken

11/22/12 @ NY Jets

- 83t (2Q) Shane Vereen
- 56t (2Q) Julian Edelman

11/03/13 vs. Pittsburgh

- 57 (2Q) Danny Amendola
- 81t(4Q) Aaron Dobson

11/15/15 at New York Giants

- 76t (4Q) Rob Gronkowski
- 54(4Q) Brandon LaFell

PASSING YARD PACE

Tom Brady has 3,600 yards passing through 11 games in 2015. Brady is on pace to finish the season with 5,236 passing yards, which challenge Peyton Manning's NFL-record 5,477 passing yards in 2013.

MOST PASSING YARDS IN A SEASON

| <u>Player</u> | <u>Yards</u> |
|-------------------------|--------------|
| Peyton Manning (2013) | 5,477 |
| Drew Brees (2011) | 5,476 |
| Tom Brady (2011) | 5,235 |
| Drew Brees (2012) | 5,177 |
| Drew Brees (2013) | 5,162 |
| Dan Marino (1984) | 5,084 |
| Matthew Stafford (2011) | 5,038 |

BRADY TD PASS RATE

Tom Brady has 28 touchdown passes through the first 11 games of the season, putting him on pace to finish with 41 scoring passes in 2015. If Brady reaches at least 40 touchdown passes in 2015, he will join Peyton Manning (55 in 2013 and 49 in 2004), Dan Marino (48 in 1984 and 44 in 1986) and Drew Brees (46 in 2011 and 43 in 2012) as the only players in NFL history to have multiple seasons of 40+ touchdown passes. Brady threw for 50 touchdown passes in 2007.

QUARTERBACKS WITH 40 OR MORE TOUCHDOWN PASSES IN A SEASON

| <u>Player</u> | <u>Touchdown Passes</u> |
|-------------------------|-------------------------|
| Peyton Manning (2013) | 55 |
| Tom Brady (2007) | 50 |
| Peyton Manning (2004) | 49 |
| Dan Marino (1984) | 48 |
| Drew Brees (2011) | 46 |
| Aaron Rodgers (2011) | 45 |
| Dan Marino (1986) | 44 |
| Drew Brees (2012) | 43 |
| Matthew Stafford (2011) | 41 |
| Kurt Warner (1999) | 41 |
| Andrew Luck (2014) | 40 |

THE BRADY SIX

Tom Brady was the seventh quarterback selected in the 2000 NFL Draft

QUARTERBACKS TAKEN IN THE 2000 NFL DRAFT

| <u>Rd</u> | <u>Pick</u> | <u>Player</u> | <u>Taken By</u> |
|-----------|-------------|-------------------|--------------------|
| 1 | 18 | Chad Pennington | NY Jets |
| 3 | 65 | Giovanni Carmazzi | San Francisco |
| 3 | 75 | Chris Redman | Baltimore |
| 5 | 163 | Tee Martin | Pittsburgh |
| 6 | 168 | Marc Bulger | New Orleans |
| 6 | 183 | Spergon Wynn | Cleveland |
| 6 | 199 | Tom Brady | New England |

BRADY HANGS 50

Brady and the Patriots knocked off Jacksonville, 51-17, on Sept. 27, 2015, the eighth time that New England scored at least 50 points in a game started by Brady, the most in NFL history. Pro Football Hall of Famer Len Dawson (6) is second. Brady eight 50-point games are more than 20 current teams have in their entire history.

| <u>Date</u> | <u>Opponent</u> | <u>Score</u> |
|-------------|------------------|--------------|
| 10/28/07 | vs. Washington | 52-7 |
| 11/18/07 | at Buffalo | 56-10 |
| 10/18/09 | vs. Tennessee | 59-0 |
| 9/30/12 | at Buffalo | 52-28 |
| 11/18/12 | vs. Indianapolis | 59-24 |
| 11/03/13 | vs. Pittsburgh | 55-31 |
| 10/26/14 | vs. Chicago | 51-23 |
| 9/27/15 | vs. Jacksonville | 51-17 |

SPREADING THE WEALTH

Brady completed passes to 10 different receivers in the win at Buffalo (10/12/14). It was the 10th time in his career he has completed passes to 10 different receivers in a game and the first time since 12/8/13 vs. Cleveland.

300 IN A HALF

Brady had his fourth 300-yard half and his third 300-yard second half after throwing for 323 yards in the second half vs. Cleveland on Dec. 8, 2013.

| <u>YARDS</u> | <u>GAME</u> | <u>HALF</u> |
|--------------|---------------------------------|-----------------|
| 367 | vs. San Francisco (12-16-12) | 2nd half |
| 345 | vs. Tennessee (10-18-09) | 1st half |
| 323 | vs. Cleveland (12-08-13) | 2nd half |
| 306 | at Miami (9-12-11) | 2nd half |



TOM BRADY

PLAYOFF NOTES

BRADY MOVES UP POSTSEASON LISTS

Tom Brady threw three touchdown passes in the 2014 AFC Divisional Playoff game vs. Baltimore (01/10/15) to move past Joe Montana (45) for the most touchdown passes in the postseason with 46. He added three more touchdowns in the AFC title win and four in the Super Bowl. Brady had a franchise record of 367 yards against the Ravens. He became the all-time postseason passing leader in the AFC title win.

NFL ALL-TIME LEADERS: POSTSEASON TOUCHDOWN PASSES

| PLAYER | TEAM | TOUCHDOWNS |
|------------------|-----------------------|------------|
| Tom Brady | New England | 53 |
| Joe Montana | San Fran./Kansas City | 45 |
| Brett Favre | Green Bay/Minnesota | 44 |
| Peyton Manning | Indianapolis/Denver | 38 |
| Dan Marino | Miami | 32 |
| Kurt Warner | St. Louis/Arizona | 31 |
| Terry Bradshaw | Pittsburgh | 30 |

NFL ALL-TIME LEADERS: POSTSEASON TD PASSES, SINGLE GAME

| PLAYER | TEAM | GAME | TOUCHDOWNS |
|------------------|-----------|------------------------------|------------|
| Tom Brady | NE | AFC-D: NE vs. DEN '11 | 6 |
| Daryle Lamonica | OAK | AFC-D: OAK vs. HOU '69 | 6 |
| Steve Young | SF | SB: SF vs. SD '94 | 6 |

NFL ALL-TIME LEADERS: POSTSEASON PASSING YARDS

| PLAYER | TEAM | YARDS |
|------------------|-----------------------|--------------|
| Tom Brady | New England | 7,345 |
| Peyton Manning | Indianapolis/Denver | 6,800 |
| Brett Favre | Green Bay/Minnesota | 5,855 |
| Joe Montana | San Fran./Kansas City | 5,772 |
| John Elway | Denver | 4,964 |
| Dan Marino | Miami | 4,510 |

NFL ALL-TIME LEADERS: POSTSEASON COMPLETIONS

| PLAYER | TEAM | COMPLETIONS |
|------------------|-----------------------|-------------|
| Tom Brady | New England | 683 |
| Peyton Manning | Indianapolis/Denver | 598 |
| Brett Favre | Green Bay/Minnesota | 481 |
| Joe Montana | San Fran./Kansas City | 460 |

NFL ALL-TIME LEADERS: POSTSEASON COMP. PCT., SINGLE GAME

| PLAYER | TEAM | GAME | COMP PCT. |
|------------------|-----------|------------------------------|---------------------|
| Tom Brady | NE | AFC-D: NE vs. JAX '07 | 92.9 (26-28) |
| Phil Simms | NYG | SB: NYG vs. DEN, '86 | 88.0 (22-25) |
| Kurt Warner | ARI | NFC-WC: ARI vs. GB '09 | 87.9 (29-33) |

MOST 300-YARD GAMES, POSTSEASON HISTORY

| PLAYER | TEAM | 300-YARD GAMES |
|------------------|-----------------------|----------------|
| Peyton Manning | Indianapolis/Denver | 9 |
| Tom Brady | New England | 8 |
| Joe Montana | SF/Kansas City | 6 |
| Kurt Warner | STL/Arizona | 6 |
| Drew Brees | San Diego/New Orleans | 6 |
| Dan Fouts | San Diego | 5 |

NFL ALL-TIME LEADERS: POSTSEASON TD PASSES, CONSECUTIVE GAMES

| PLAYER | TEAM | GAMES |
|------------------|-----------|-----------------------|
| Brett Favre | GB/MIN | 20 [1995-2009] |
| Tom Brady | NE | 18 (2001-2011) |
| Dan Marino | MIA | 13 [1983-1995] |

BRADY IN POSTSEASON

With the win in Super Bowl XLIX and another MVP Award, Brady is now tied for most Super Bowl wins as a QB and most Super Bowl MVP awards.

NFL ALL-TIME LEADERS/PLAYOFF VICTORIES AS STARTING QUARTERBACK

| PLAYER | TEAM(S) | PLAYOFF WINS |
|------------------|--------------------|--------------|
| Tom Brady | New England | 21 |
| Joe Montana | S.F./K.C. | 16 |
| Terry Bradshaw | Pittsburgh | 14 |
| John Elway | Denver | 14 |
| Brett Favre | GB/MIN | 13 |

QB's WITH 3 OR MORE SUPER BOWL VICTORIES

| PLAYER | TEAM | WINS |
|------------------|-----------|----------|
| Tom Brady | NE | 4 |
| Terry Bradshaw | PIT | 4 |
| Joe Montana | SF | 4 |
| Troy Aikman | DAL | 3 |

PLAYERS WITH MULTIPLE SUPER BOWL MVP AWARDS

| PLAYER | TEAM | MVPS |
|------------------|-----------|----------|
| Tom Brady | NE | 3 |
| Joe Montana | SF | 3 |
| Terry Bradshaw | PIT | 2 |
| Bart Starr | GB | 2 |
| Eli Manning | NYG | 2 |

BRADY HAS MOST PLAYOFF WINS

Tom Brady is the winningest quarterback in NFL playoff history among signal callers who have made at least 10 starts.

MOST PLAYOFF WINS BY STARTING QB IN NFL HISTORY

| PLAYER | TEAM | PLAYOFF WINS |
|------------------|---------------------|--------------|
| Tom Brady | New England | 21 |
| Joe Montana | San Fran./K.C. | 16 |
| Terry Bradshaw | Pittsburgh | 14 |
| John Elway | Denver | 14 |
| Brett Favre | Green Bay | 13 |
| Troy Aikman | Dallas | 11 |
| Roger Staubach | Dallas | 11 |
| Peyton Manning | Indianapolis/Denver | 11 |

HIGHEST PLAYOFF WIN PCT. BY STARTING QB IN NFL HISTORY (Minimum 10 Starts)

| PLAYER | TEAM | W | L | PCT |
|--------------------|--------------------|-----------|----------|-------------|
| Bart Starr | Green Bay | 9 | 1 | .900 |
| Jim Plunkett | Oak./L.A. Raiders | 8 | 2 | .800 |
| Terry Bradshaw | Pittsburgh | 14 | 5 | .737 |
| Troy Aikman | Dallas | 11 | 4 | .733 |
| Eli Manning | NY Giants | 8 | 3 | .727 |
| Tom Brady | New England | 21 | 8 | .724 |
| Joe Montana | San Fran./K.C. | 16 | 7 | .696 |
| Kurt Warner | St. Louis/Arizona | 9 | 4 | .692 |
| John Elway | Denver | 14 | 7 | .667 |
| Ben Roethlisberger | Pittsburgh | 10 | 5 | .667 |
| Joe Flacco | Baltimore | 10 | 5 | .667 |

MOST PLAYOFF STARTS BY A QUARTERBACK

| PLAYER | TEAM | STARTS |
|------------------|-----------------------|-----------|
| Tom Brady | New England | 29 |
| Peyton Manning | Indianapolis/Denver | 24 |
| Brett Favre | Green Bay/Minnesota | 24 |
| Joe Montana | San Fran./Kansas City | 23 |
| John Elway | Denver | 21 |

BRADY IN THE SUPER BOWL

Brady is the all-time leader in Super Bowl passing yards (1,605) and with his four touchdowns in Super Bowl XLIX, to increased his Super Bowl touchdown total to 13, to move past Joe Montana (11) for the most touchdown passes in Super Bowl history. Brady's six Super Bowl starts are the most among all quarterbacks in NFL history.

SUPER BOWL PASSING YARDS

| PLAYER | ATT | COMP | YARDS |
|------------------|------------|------------|--------------|
| Tom Brady | 247 | 164 | 1,605 |
| Kurt Warner | 132 | 83 | 1,156 |
| Joe Montana | 122 | 83 | 1,142 |
| John Elway | 152 | 76 | 1,128 |
| Terry Bradshaw | 84 | 49 | 932 |

SUPER BOWL PASSING TOUCHDOWNS

| PLAYER | APPEARANCES | TDS |
|------------------|-------------|-----------|
| Tom Brady | 6 | 13 |
| Joe Montana | 4 | 11 |
| Terry Bradshaw | 4 | 9 |
| Roger Staubach | 4 | 8 |
| Kurt Warner | 3 | 6 |

SUPER BOWL STARTS BY A QUARTERBACK

| STARTING QB | TEAM | # | APPEARANCES |
|------------------|-----------|----------|--|
| Tom Brady | NE | 6 | XXXVI, XXXVIII, XXXIX, XLII, XLVI, XLIX |
| John Elway | DEN | 5 | XXI, XXII, XXIV, XXXII, XXXIII |
| Terry Bradshaw | PIT | 4 | IX, X, XIII, XIV |
| Jim Kelly | BUF | 4 | XXV, XXVI, XXVII, XXVIII |
| Joe Montana | SF | 4 | XVI, XIX, XXIII, XXIV |
| Roger Staubach | DAL | 4 | VI, X, XII, XIII |

POSTSEASON GP RECORD APPROACHING

Super Bowl XLIX was Tom Brady's 29th NFL postseason game, matching Jerry Rice for the second-most postseason games. He needs to play in one more postseason game to tie Adam Vinatieri for the all-time lead with 30 postseason games.



PATRIOTS OFFENSIVE NOTES

WR DANNY AMENDOLA

WEARING TROY BROWN'S #80 JERSEY

When Danny Amendola joined the Patriots in the 2013 offseason, he was assigned jersey #80, the same number worn by Patriots' Hall of Famer Troy Brown, who finished his career as the team's all-time leading receiver and is punt returner.

Said Amendola on wearing Brown's jersey #80: "I talked to [Troy Brown] a little bit before I came here. I told him he's one of the greatest ever, and it's an honor to wear No. 80. I'm going to try to represent it the best I can."

AMENDOLA GOES OVER 100 YARDS

WR Danny Amendola had his seventh 100-yard day and his fifth with the Patriots after finishing with 9 receptions for 117 yards vs. Buffalo (11/23/15). It was his second of 2015 (105 at Indianapolis 10-18-15). He had three 100-yard days in 2013 during his first season with the Patriots.

RB LEGARRETTE BLOUNT

BLOUNT SCORES FIRST REC. TD

LeGarrette Blount caught an 11-yard touchdown reception in the fourth quarter at Indianapolis (10/18/15), marking the first touchdown reception of his career.

RB BRANDON BOLDEN

BETTER THAN AVERAGE

RB Brandon Bolden's 8.6-yard average at Buffalo (9/30/12) is tied for the third highest ever in a single game for the Patriots among running backs with at least 15 rushing attempts. Bolden earned the FedEx Ground Player of the Week for his performance.

HIGHEST RUSHING AVERAGE/SINGLE GAME (MIN. 15 RUSHING ATTEMPTS)

| Player | Average |
|-----------------------|--|
| Curtis Martin | 9.6 (17-164 vs. Washington, Oct. 13, 1996) |
| Tony Collins | 9.2 (23-212 vs. N.Y. Jets, Sept. 18, 1983) |
| Sammy Morris | 8.6 (16-138 vs. Denver, Oct. 20, 2008) |
| Jim Nance | 8.6 (17-146 at Houston, Dec. 11, 1966) |
| Brandon Bolden | 8.6 (16-137 at Buffalo, Sept. 30, 2012) |
| Stevan Ridley | 8.5 (15-127 at St. Louis, Oct. 28, 2012) |

FOOTBALL FAMILY TRADITION

Bolden's grandfather, Frank Pitts, played 10 years in the NFL (1965-74) as a receiver for Kansas City, Cleveland and Oakland. He was with Kansas City for two Super Bowls, losing Super Bowl I and winning Super Bowl IV. Said Bolden about his grandfather, "I remember being six years old, him popping in a highlight film of Super Bowl I and IV. I've seen that tape at least 500 times."

BOLDEN BLOCK PARTY

Brandon Bolden blocked his first NFL punt in the second quarter at San Diego (12/7/14) to give the Patriots a first down at the Chargers 25-yard line. It was the Patriots first blocked punt since Patrick Chung blocked a punt at Miami on Oct. 4, 2010.

OL MARCUS CANNON

OVERCOMING ADVERSITY

On April 20, 2011, just days before Texas Christian offensive line prospect Marcus Cannon was to enter the NFL Draft, he was diagnosed with non-Hodgkin's lymphoma, a treatable form of cancer found in lymph tissue. A little more than one week later, the Patriots selected Cannon in the fifth round (138th overall) of the draft with the knowledge of his illness. The Patriots placed Cannon on the Reserve/Non Football Injury list to start the 2011 season while he received treatment and recovered. Cannon was activated to the 53-man roster later that year and is now in his fifth season with the team. Cannon made a full recovery and was named the Patriots 2011 Ed Block Courage Award winner - an annual award presented to select players in the National Football League who are voted by their teammates as role models of inspiration, sportsmanship and courage.

WR JULIAN EDELMAN

EDELMAN VERY RECEPTIVE

Julian Edelman has 258 receptions over the last three seasons (2013-15), the third most in the NFL over that time frame.

| Player | Receptions |
|----------------------------|------------|
| Antonio Brown (PIT) | 324 |
| Demaryius Thomas (DEN) | 275 |
| Julian Edelman (NE) | 258 |
| Julio Jones (ATL) | 239 |



RECORD RETURNER

WR Julian Edelman set a franchise record with his fourth career punt returned for a touchdown when he returned a punt 84 yards for a touchdown vs. Denver on Nov. 2, 2014. He set a franchise record with a 94-yard punt returned for a touchdown vs. Miami (1/2/11). The previous longest punt return was an 89-yard touchdown return by Mike Haynes vs. Buffalo (11/7/76). Edelman also returned punts for touchdowns vs. Kansas City (11/21/11 - 72 yards) and vs. Indianapolis (11/18/12 - 68 yards). Edelman is now tied for second-most punt return touchdowns in the NFL since 2010.

Most Punt Return Touchdowns/Patriots Career

4 Julian Edelman

3 Troy Brown
3 Irving Fryar
2 Mike Haynes

MOST PUNT RETURN TOUCHDOWNS IN THE NFL SINCE 2010

| | | |
|-----------------------|------------|----------|
| Devin Hester | CHI/ATL | 7 |
| Julian Edelman | NE | 4 |
| Patrick Peterson | ARZ | 4 |
| Darren Sproles | SD/NO/PHI | 4 |
| Tavon Austin | STL | 3 |
| Ted Ginn, Jr. | SF/CAR/ARZ | 3 |
| Dexter McCluster | TEN | 3 |
| Leodis McKelvin | BUF | 3 |
| Antonio Brown | PIT | 3 |
| Micah Hyde | GB | 3 |
| Travis Benjamin | CLE | 3 |
| Marcus Sherels | MIN | 3 |



PATRIOTS OFFENSIVE NOTES

ANOTHER TEAM RECORD

Edelman had a 47-yard run in the fourth quarter vs. Indianapolis (11/18/12). It is the longest run ever by a Patriots receiver, topping Troy Brown's 35-yard run vs. Tampa Bay on (9/3/00).

NOT YOUR AVERAGE RETURNER

Edelman has returned 142 punts for 1,697 yards during his career and is tied for first in team history and seventh in NFL history with a 12.0 average.

HIGHEST PUNT RETURN AVERAGE, PATRIOTS CAREER (20 Returns)

| Player | Punt Rt Avg. | Year |
|-----------------------|--------------|----------------------------|
| Julian Edelman | 12.0 | 2009-15 (142-1,697) |
| Mack Herron | 12.0 | 1973-75 (74-888) |
| Carl Garrett | 11.3 | 1969-72 (43-487) |
| Wes Welker | 10.4 | 2007-12 (114-1,185) |

HIGHEST PUNT RETURN AVERAGE IN THE NFL (75 Returns)

| Player | Punt Rt Avg. | Year |
|-------------------------------------|-------------------------|-----------------------|
| George McAfee (Chicago) | 12.8 (112-1,431) | (1940-41, 1945-1950) |
| Jack Christiansen (Detroit) | 12.8 (85-1,084) | (1951-58) |
| Claude Gibson (SD/OAK) | 12.6 (110-1,381) | (1961-65) |
| Devin Hester (Chicago/Atlanta) | 12.3 (282-3,481) | (2006-present) |
| Bill Dudley (PITT/DEN/WAS) | 12.2 (124-1,515) | (1942-53) |
| Rick Upchurch (DEN) | 12.1 (248-3,008) | (1975-83) |
| Julian Edelman (NE) | 12.0 (142-1,697) | (2009-present) |
| Desmond Howard (WAS/JAC/GB/OAK/DET) | 11.9 (244-2,895) | (1992-2002) |
| Billy Johnson (HOU/ATL/WAS) | 11.8 (282-3,317) | (1974-88) |

FROM STANDOUT QB TO WR

Edelman began his college football career with a year at the College of San Mateo (Calif.) before transferring to Kent State where as a senior he completed 56 percent of his passes (153 of 275 passes for 1,820 yards) with 13 touchdowns. He was also the leading rusher, gaining 1,551 yards on 215 attempts (an average of 7.5 yards per carry) and scoring 13 touchdowns. His offensive numbers broke Kent State's single-season record for total offense set by Joshua Cribbs in 2003. Said head coach Bill Belichick on the versatility of Edelman: "He played the quarterback position in college at Kent State and all the positions really that he's played in the NFL – covering kicks, returning kicks, slot receiver, outside receiver, slot defender – he didn't do any of those things in college. I think that really speaks to his versatility and how much he's grown as a player and how many things he's learned how to do that he really didn't have much experience with in college. I'd say that's pretty unusual, especially to be as competent in them as he is."

EDELMAN'S BIG RETURN

Julian Edelman had an 84-yard punt return for a touchdown in the second quarter vs. Denver on Nov. 2, 2014. It was Edelman's 13th career punt return of 30 yards or more.

MOST 30-YARD PUNT RETURNS IN PATRIOTS HISTORY

| Player | 30-yard returns |
|-----------------------|-----------------|
| Troy Brown | 14 |
| Julian Edelman | 13 |
| Irving Fryar | 13 |
| Mike Haynes | 13 |

EDELMAN HITS THE CENTURY MARK

Edelman finished the 2013 season fourth in the NFL with 105 receptions to join Wes Welker (2007-09, 11-12) and Troy Brown (2001) as the only Patriots to reach 100 receptions in a season. Edelman finished eighth in the NFL in 2014 with 92 receptions despite missing the final two games. He joins Troy Brown and Wes Welker as the only Patriots with consecutive 90-catch seasons. Edelman has 61 receptions so far in 2015.

PATRIOTS PLAYERS WITH 100 RECEPTIONS

| Player | Receptions | Season |
|-----------------------|------------|-------------|
| Wes Welker | 123 | 2009 |
| Wes Welker | 122 | 2011 |
| Wes Welker | 118 | 2012 |
| Wes Welker | 112 | 2007 |
| Wes Welker | 111 | 2008 |
| Julian Edelman | 105 | 2013 |
| Troy Brown | 101 | 2001 |

BEST PUNT RETURN AVERAGE IN A SEASON

Edelman has the two best punt return averages in a single season in New England history. In 2010, Edelman led the AFC and finished second in the NFL with a 15.3 punt return average. Chicago's Devin Hester led the NFL with a 17.1-yard average.

PATRIOTS BEST PUNT RETURN AVERAGE/SEASON (MIN. 15 RETURNS)

| PLAYER | PR AVG. | YEAR |
|-----------------------|-------------|-------------|
| Julian Edelman | 15.5 | 2012 |
| Julian Edelman | 15.3 | 2010 |
| Mack Herron | 14.8 | 1974 |
| Troy Brown | 14.2 | 2001 |

EDELMAN TAKES HIS FATHER'S ADVICE

If there is one thing Julian Edelman has never lacked, it's athletic ability. A dual-threat quarterback at Kent State and former baseball standout in high school, Edelman once wowed Toronto Blue Jays players with his impressive footwork while fielding ground balls in an appearance at batting practice in 2011.

This natural ability may have been overlooked by NFL scouts, who let him fall to the Patriots in the seventh round of the 2009 NFL Draft. Edelman remains focused on the lessons his father, Frank Edelman, taught him at a young age. "I'm still constantly trying to learn," Edelman told *The Boston Herald*. "My dad always put it in my head, when you're green, you're growing, when you're ripe, you're lost. When you're done learning, you're done."



PATRIOTS OFFENSIVE NOTES

RETURNS PILING UP

Julian Edelman is tied for third place in team history with 142 punt returns.

MOST PUNT RETURNS IN PATRIOTS HISTORY

| <i>Player</i> | <i>Punt Returns</i> |
|---------------------------|---------------------|
| 1. Troy Brown | 252 |
| 2. Irving Fryar | 206 |
| 3t. David Meggett | 142 |
| 3t. Julian Edelman | 142 |
| 5. Wes Welker | 114 |
| 6. Mike Haynes | 111 |

Edelman is in third place in team history with 1,697 punt return yards.

MOST PUNT RETURN YARDS IN PATRIOTS HISTORY

| <i>Player</i> | <i>Punt Return Yards</i> |
|--------------------------|--------------------------|
| 1. Troy Brown | 2,625 |
| 2. Irving Fryar | 2,055 |
| 3. Julian Edelman | 1,697 |
| 3. David Meggett | 1,438 |
| 5. Wes Welker | 1,185 |

EDELMAN ECLIPSES 1,000-YARDS

Edelman finished the 2013 season with 1,056 receiving yards to become the 10th Patriots player to register a 1,000-yard season. He finished the 2014 season with 972 yards despite missing the final two games.

1,000-YARD RECEIVING SEASONS IN PATRIOTS HISTORY

| <i>Player</i> | <i>Yards</i> | <i>Season</i> |
|-----------------------|--------------|---------------|
| Wes Welker | 1,569 | 2011 |
| Randy Moss | 1,493 | 2007 |
| Stanley Morgan | 1,491 | 1986 |
| Wes Welker | 1,354 | 2012 |
| Wes Welker | 1,348 | 2009 |
| Rob Gronkowski | 1,327 | 2011 |
| Randy Moss | 1,264 | 2009 |
| Troy Brown | 1,199 | 2001 |
| Wes Welker | 1,175 | 2007 |
| Ben Coates | 1,174 | 1994 |
| Wes Welker | 1,165 | 2008 |
| Terry Glenn | 1,147 | 1999 |
| Terry Glenn | 1,132 | 1996 |
| Rob Gronkowski | 1,124 | 2014 |
| Julian Edelman | 1,056 | 2013 |
| Stanley Morgan | 1,029 | 1981 |
| Irving Fryar | 1,014 | 1991 |
| Harold Jackson | 1,013 | 1979 |
| Randy Moss | 1,008 | 2008 |
| Stanley Morgan | 1,002 | 1979 |



EDELMAN GOES LONG

WR Julian Edelman set a career-high with a 69-yard touchdown in the fourth quarter at San Diego (12/7/14). His previous best was a 56-yard touchdown at the New York Jets on Nov. 22, 2012. Edelman's 69-yard touchdown was the longest of the season for the Patriots in 2014.

EDELMAN SET CAREER-HIGH

Edelman finished with eight receptions for a career-high 141 yards at San Diego (12/7/14). He has seven career 100-yard games in the regular season..



GAROPPOLO FIRSTS


Jimmy Garoppolo saw his first game action at Kansas City (9/29/14) and engineered a 7-play, 81-yard drive that included a 37-yard pass to WR Brandon LaFell before he culminated the drive with a 13-yard touchdown pass to TE Rob Gronkowski.



PATRIOTS OFFENSIVE NOTES

TE ROB GRONKOWSKI

RECEIVING YARDS RECORD



Rob Gronkowski finished the 2011 season with 1,327 receiving yards, surpassing San Diego's Kellen Winslow's 1980 record of 1,290 receiving yards for most receiving yards in a season by a tight end. He is the ninth NFL tight end and the first Patriots tight end with two 1,000-yard seasons. He has 57 receptions for 8931 yards and 9 TDs so far in 2015.

MOST RECEIVING YARDS BY TIGHT END IN THE NFL

| Player | Yards | Year |
|----------------------------|--------------|-------------|
| Rob Gronkowski | 1,327 | 2011 |
| Jimmy Graham (NO) | 1,310 | 2011 |
| Kellen Winslow (SD) | 1,290 | 1980 |
| Tony Gonzalez (KC) | 1,258 | 2004 |
| Todd Christensen (Raiders) | 1,247 | 1983 |
| Jimmy Graham (NO) | 1,215 | 2013 |
| Jackie Smith (STL) | 1,205 | 1967 |
| Tony Gonzalez (KC) | 1,203 | 2000 |
| Pete Retzlaff (PHI) | 1,190 | 1965 |
| Ben Coates (NE) | 1,174 | 1994 |

MOST RECEIVING YARDS BY A PATRIOTS TIGHT END

| Player | Yards | Year |
|-----------------------|--------------|-------------|
| Rob Gronkowski | 1,327 | 2011 |
| Ben Coates | 1,174 | 1994 |
| Rob Gronkowski | 1,124 | 2014 |
| Ben Coates | 915 | 1995 |
| Aaron Hernandez | 910 | 2011 |
| Marv Cook | 808 | 1991 |
| Don Hasselbeck | 808 | 1981 |

MOST RECEPTIONS BY A PATRIOTS TIGHT END

| Player | Rec. | Year |
|-----------------------|-----------|-------------|
| Ben Coates | 96 | 1994 |
| Rob Gronkowski | 90 | 2011 |
| Ben Coates | 84 | 199 |
| Rob Gronkowski | 82 | 2014 |
| Marv Cook | 82 | 1991 |

GRONKOWSKI JOINS ELITE TE CLUB

Rob Gronkowski eclipsed 1,000 yards receiving and 10+ touchdowns for the second time in his career in 2014, joining Jimmy Graham as the only other tight end in NFL history with two 1,000-yard and double-digit TD seasons.

TIGHT ENDS WITH TWO 1,000-YARD RECEIVING AT 10+TD SEASONS

| Player, Team | Season | Rec. Yards | Touchdowns |
|---------------------------|-------------|--------------|------------|
| Rob Gronkowski, NE | 2011 | 1,327 | 17 |
| Jimmy Graham, NO | 2011 | 1,310 | 11 |
| Jimmy Graham, NO | 2013 | 1,215 | 16 |
| Rob Gronkowski, NE | 2014 | 1,124 | 12 |

SPECIAL CONNECTION

Rob Gronkowski and Tom Brady have connected on 62 touchdown passes, for the most touchdown connections in Patriots history.

THE MOST TD CONNECTIONS IN PATRIOTS HISTORY

| Quarterback | Player | TD Connections |
|------------------|-----------------------|----------------|
| Tom Brady | Rob Gronkowski | 62 |
| Drew Bledsoe | Ben Coates | 45 |
| Tom Brady | Randy Moss | 39 |
| Steve Grogan | Stanley Morgan | 39 |

300 RECEPTIONS FOR GRONK

TE Rob Gronkowski (365) is one of 10 Patriots player to reach 300 career receptions. Gronkowski is sixth on the Patriots reception list, moving past Irving Fryar (363) receptions at Denver (11/29/15). Kevin Faulk is fifth with 431 receptions.

GRONKOWSKI IS STREAKING

Gronkowski has caught at least one pass in all 76 regular-season games that he has played in his career. The only game that Gronkowski has played in at the NFL level where he did not have at least one reception was the 2012 AFC Divisional Playoff game vs. Houston when he left the game in the first quarter with an injury.

LONGEST CURRENT STREAKS OF CONSECUTIVE GAMES WITH A RECEPTION BY TIGHT ENDS

114 Jason Witten (Dallas)

76 Rob Gronkowski (New England)

TIGHT END TD RECORD I

Gronkowski set an NFL record for most touchdowns by a tight end with 18 overall touchdowns in 2011 (17 receiving and 1 rushing). In addition to his 17 touchdown receptions, Gronkowski scored on a lateral in the third quarter vs. Indianapolis (12/4/11), credited as his first career rushing play.

MOST TOTAL TDs BY A TIGHT END IN A SINGLE NFL SEASON

| | | | |
|-----------|-----------------------|-----------|-------------------------------|
| 18 | Rob Gronkowski | NE | 2011 (17 pass, 1 rush) |
| 16 | Jimmy Graham | NO | 2013 (16 pass) |
| 13 | Vernon Davis | SF | 2013 (13 pass) |
| 13 | Vernon Davis | SF | 2009 (13 pass) |
| 13 | Antonio Gates | SD | 2004 (13 pass) |

MOST TD RECEPTIONS BY A TIGHT END IN A SINGLE NFL SEASON

| | | | |
|-----------|-----------------------|-----------|-------------|
| 17 | Rob Gronkowski | NE | 2011 |
| 16 | Jimmy Graham | NO | 2013 |
| 13 | Vernon Davis | SF | 2013 |
| 13 | Vernon Davis | SF | 2009 |
| 13 | Antonio Gates | SD | 2004 |

TE TD CLUB

Gronkowski now has 63 career touchdown receptions, third all-time by a tight end.

MOST TOUCHDOWN RECEPTIONS BY AN NFL TIGHT END

| Player | Total Career TDs |
|-----------------------|------------------|
| Tony Gonzalez | 111 |
| Antonio Gates | 103 |
| Rob Gronkowski | 63 |
| Shannon Sharpe | 62 |
| Jerry Smith | 60 |
| Jason Witten | 59 |
| Vernon Davis | 55 |



PATRIOTS OFFENSIVE NOTES

FIRST TIGHT END TO SCORE A RUSH TD

Gronkowski scored a 2-yard touchdown on a lateral from Tom Brady in the third quarter vs. Indianapolis (12/4/11), becoming the first tight end in Patriots history to score a rushing touchdown. Gronkowski is the first NFL tight end to score a rushing touchdown since Tennessee's Bo Scaife had a 31-yard scoring run against Baltimore on Nov. 12, 2006. He is the first tight end since the 1970 merger to have two receiving touchdowns and a rushing touchdown in the same game.



DIVIDE AND GRONK-ER

Rob Gronkowski has 64 career touchdowns overall (63 receiving, 1 rushing), which ranks second in team history to the 68 total touchdowns by Stanley Morgan. He stands alone with the most TDs by a Patriots tight end.

MOST CAREER TOUCHDOWNS BY A PATRIOTS PLAYER

| Player | Touchdowns |
|--------------------------|-----------------------------|
| 1. Stanley Morgan | 68 (67 rec, 1 ret) |
| 2. Rob Gronkowski | 64 (63, rec, 1 rush) |
| 3. Ben Coates | 50 |
| 4. Randy Moss | 50 |
| 5. Sam Cunningham | 49 |
| 6. Jim Nance | 46 |
| 7. Tony Collins | 44 |

MOST TOUCHDOWN RECEPTIONS BY A PATRIOTS PLAYER

| Player | Touchdowns |
|--------------------------|------------|
| 1. Stanley Morgan | 67 |
| 2. Rob Gronkowski | 63 |
| 2. Ben Coates | 50 |
| 2. Randy Moss | 50 |

MOST RECEIVING TOUCHDOWNS BY A PATRIOTS TIGHT END

| Player | TD | Years |
|-----------------------|-----------|---------------------|
| Rob Gronkowski | 63 | 2010-Present |
| Ben Coates | 50 | 1991-99 |
| Russ Francis | 28 | 1975-80, 87-88 |
| Ben Watson | 20 | 2004-09 |

TIGHT END TD RECORD II

Gronkowski became the first tight end in NFL history to have three consecutive 10-plus touchdown seasons (10 in 2010, 18 in 2011 and 11 in 2012). He also became the first tight end in NFL history with four seasons of 10 touchdowns after catching his 10th touchdown pass of the 2014 season at San Diego on Dec. 7, 2014. Antonio Gates reached four seasons with 10-touchdowns after recording his 10th touchdown the following week.

NFL TIGHT ENDS WITH MOST 10-PLUS TOUCHDOWN SEASONS

| | |
|-----------------------|--|
| Rob Gronkowski | 4 10 in 2010, 18 in 2011, 11 in 2012 and 12 in 2014 |
| Antonio Gates | 4 (13 in 2004, 10 in 2005, 10 in 2010 and 12 in 2014) |
| Tony Gonzalez | 3 |
| Jimmy Graham | 3 |
| Dallas Clark | 2 |
| Vernon Davis | 2 |
| Shannon Sharp | 2 |
| Wesley Walls | 2 |
| Julius Thomas | 2 |

BRADY TO GRONK ON REPEAT

THE MOST TD CONNECTIONS BETWEEN A QB AND A TE IN NFL HISTORY

| Quarterback | Tight End | Team | TD Connections |
|------------------|-----------------------|--------------------|----------------|
| Philip Rivers | Antonio Gates | San Diego | 76 |
| Tom Brady | Rob Gronkowski | New England | 62 |
| Drew Brees | Jimmy Graham | New Orleans | 51 |
| Drew Bledsoe | Ben Coates | New England | 45 |
| Peyton Manning | Dallas Clark | Indianapolis | 44 |
| Sonny Jurgensen | Jerry Smith | Washington | 43 |
| Dan Fouts | Kellen Winslow | San Diego | 41 |
| John Elway | Shannon Sharpe | Denver | 41 |

BRADY TO GRONK - 9TH PLACE ALL-TIME

| Quarterback | Receiver | Touchdown Connections |
|------------------|-----------------------|-----------------------|
| Peyton Manning | Marvin Harrison | 112 |
| Steve Young | Jerry Rice | 85 |
| Dan Marino | Mark Clayton | 79 |
| Philip Rivers | Antonio Gates | 76 |
| Drew Brees | Marques Colston | 69 |
| Peyton Manning | Reggie Wayne | 67 |
| Jim Kelly | Andre Reed | 65 |
| Johnny Unitas | Raymond Berry | 63 |
| Tom Brady | Rob Gronkowski | 62 |
| Brett Favre | Antonio Freeman | 57 |



PATRIOTS OFFENSIVE NOTES

GRONK REACHES 5,000 YARDS

Gronkowski (5,310) became the seventh Patriots player to reach 5,000 yards. He reached 5,000 yards in his 72nd NFL game to become the second fastest tight end to reach 5,000 yards. Kellen Winslow reached 5,000 yards in his 69th NFL game.

THREE STRAIGHT 10-TD SEASONS

Gronkowski had three straight 10-touchdown seasons (10 in 2010, 18 in 2011 and 11 in 2012). Gronkowski joins Randy Moss (2007, 2008 and 2009) and Corey Dillon (2004, 2005, 2006) as the only Patriots with three straight 10-plus touchdown seasons. He is the first Patriots with four 10-plus touchdown seasons overall after reaching 12 touchdowns in 2014.

CONSECUTIVE 10-PLUS TD SEASONS / PATRIOTS HISTORY

3 Rob Gronkowski - 2010, 2011, 2012

3 Randy Moss - 2007, 2008, 2009

3 Corey Dillon - 2004, 2005, 2006

2 BenJarvus Green-Ellis - 2010, 2011

2 Curtis Martin - 1995, 1996

MOST 10-PLUS TOUCHDOWN SEASONS / PATRIOTS HISTORY

4 Rob Gronkowski - 2010, 2011, 2012 and 2014

3 Randy Moss - 2007, 2008, 2009

3 Corey Dillon - 2004, 2005, 2006

2 BenJarvus Green-Ellis - 2010, 2011

2 Curtis Martin - 1995, 1996

2 Stanley Morgan - 1979, 1986

DOUBLE-DIGIT TD SEASONS

Gronkowski is the first tight end in NFL history to have three straight 10-plus touchdown seasons.

CONSECUTIVE 10-PLUS TD SEASON BY A TE/NFL HISTORY

3 Rob Gronkowski 10 in 2010, 18 in 2011, 11 in 2012

2 Antonio Gates 13 in 2004 and 10 in 2005

60 TD CLUB

Rob Gronkowski became the fifth NFL tight end with 60 career touchdowns (63 receiving and 1 rushing) when he scored on a 25-yard reception in the third quarter at Indianapolis (10/18/15). He reached the feat in just 70 games, the fastest among all tight ends that have 60 career touchdowns.

NFL TIGHT ENDS WITH AT LEAST 60 TOUCHDOWNS

| Player | Total Career TDs | Games to 60 TDs |
|-----------------------|------------------|-----------------|
| Tony Gonzalez | 111 | 154 |
| Antonio Gates | 103 | 110 |
| Rob Gronkowski | 64 | 70 |
| Shannon Sharpe | 62 | 199 |
| Jerry Smith | 60 | 151 |

GRONKOWSKI REACHES 1,000 YARDS

Rob Gronkowski finished the 2014 season with 1,124 receiving yards, tops among NFL tight ends. It is his second career 1,000-yard season. He had an NFL tight end record of 1,327 yards in 2011. Gronkowski is the first New England tight end to record two 1,000-yard seasons and the ninth NFL tight end with at least two career 1,000-yard seasons

NFL TIGHT ENDS WITH AT LEAST TWO 1,000-YARD SEASONS

| | |
|-----------------------|----------|
| Tony Gonzalez | 4 |
| Jason Witten | 4 |
| Kellen Winslow, Sr. | 3 |
| Shannon Sharpe | 3 |
| Todd Christensen | 3 |
| Rob Gronkowski | 2 |
| Antonio Gates | 2 |
| Jimmy Graham | 2 |
| Ozzie Newsome | 2 |

GRONK THIRD FASTEST 60 TD REC.

Rob Gronkowski became the third fastest player in NFL history to total at least 60 receiving touchdowns, reaching the milestone in his 71st career regular season game. Gronkowski is the fastest tight end to reach the milestone.

PLAYERS TO REACH 60 CAREER TOUCHDOWN CATCHES IN THE FEWEST GAMES

| Player | Team | Fewest Games to 60 Rec.TDs |
|-----------------------|-----------------|----------------------------|
| Lance Alworth | San Diego | 64 |
| Jerry Rice | San Francisco | 69 |
| Rob Gronkowski | Patriots | 71 |
| Tommy McDonald | Philadelphia | 75 |
| Bob Hayes | Dallas | 78 |
| Randy Moss | Minnesota | 78 |

GRONK NETS 20TH 100-YD GAME

Gronkowski matched his personal best with his fifth 100-yard game this season. He also had five in 2011. The Patriots record for most 100-yard games in a season is nine by Randy Moss (2007) and Stanley Morgan (1986). The NFL record for most 100-yard games in a season by a tight end is six by Tony Gonzalez (2004 and 2000) and Jimmy Graham (2013).

MOST 100-YARD RECEIVING GAMES IN PATRIOTS HISTORY

| | |
|-----------------------|-----------|
| Stanley Morgan | 38 |
| Wes Welker | 28 |
| Rob Gronkowski | 20 |
| Randy Moss | 18 |

MOST 100-YARD GAMES BY A PATRIOTS TIGHT END

| Player | 100-Yard Games |
|-----------------------|----------------|
| Rob Gronkowski | 20 |
| Ben Coates | 9 |

MOST 100-YARD GAMES BY A TIGHT END IN NFL HISTORY

| Player | 100-Yard Games |
|-----------------------|----------------|
| Tony Gonzalez | 31 |
| Kellen Winslow | 24 |
| Jackie Smith | 22 |
| Antonio Gates | 21 |
| Rob Gronkowski | 20 |
| Jason Witten | 20 |
| Shannon Sharpe | 19 |

GRONK GOES OVER 100 AGAIN

Rob Gronkowski has a career-high tying five 100-yard receiving games this season. He also had five in 2011. The NFL record for most 100-yard games in a season by a tight end is six by Tony Gonzalez (2004 and 2000) and Jimmy Graham (2013). The Patriots record for most 100-yard games in a season is nine by Randy Moss (2007) and Stanley Morgan (1986).

MOST 100-YARD RECEIVING GAMES IN A SINGLE SEASON BY A TE

| Player | Season | 100-Yard Games |
|-----------------------|-------------|----------------|
| Tony Gonzalez | 2004 | 6 |
| Tony Gonzalez | 2000 | 6 |
| Jimmy Graham | 2013 | 6 |
| Rob Gronkowski | 2015 | 5 |
| Rob Gronkowski | 2011 | 5 |

MOST TD CATCHES BY A PATS TE

MOST TD CATCHES IN A SEASON BY A PATRIOTS TE

| Player | Year | Rec | Yds | Avg | Lg | TD |
|-----------------------|-------------|-----------|--------------|-------------|------------|-----------|
| Rob Gronkowski | 2011 | 90 | 1327 | 14.7 | 52t | 17 |
| Rob Gronkowski | 2014 | 82 | 1,124 | 13.7 | 46t | 12 |
| Rob Gronkowski | 2012 | 55 | 790 | 14.4 | 41 | 11 |
| Rob Gronkowski | 2010 | 42 | 546 | 13 | 28 | 10 |
| Ben Coates | 1996 | 62 | 682 | 11 | 84t | 9 |

Gronkowski finished the 2011 season with 90 receptions, posting the 15th season with 90 or more receptions by a tight end in NFL history



PATRIOTS OFFENSIVE NOTES

SECOND TO ONE

Gronkowski finished the 2011 season with 18 overall touchdowns (17 receiving, 1 rushing), passing Curtis Martin (17 overall in 1996) for the second highest single-season total in Patriots history.

PATRIOTS RECORD BOOK / MOST TOUCHDOWNS IN A SEASON

| Player | Season | TDs |
|-----------------------|-------------|-----------|
| Randy Moss | 2007 | 23 |
| Rob Gronkowski | 2011 | 18 |
| Curtis Martin | 1996 | 17 |

FINDING A WAY TO SCORE

Rob Gronkowski has the highest touchdown per reception percentage in NFL history among players with at least 200 receptions and 50 touchdowns since the 1970 merger.

| Player, Team | Rec | TD | Pct. |
|------------------------------------|------------|-----------|-------------|
| Rob Gronkowski, New England | 365 | 63 | 17.3 |
| Mike Quick, Philadelphia | 363 | 61 | 16.8 |
| Wesley Walker, New York Jets | 438 | 71 | 16.2 |
| Randy Moss, MIN, OAK, NE, TEN, SF | 982 | 156 | 15.9 |

SCORING EARLY AND OFTEN

Gronkowski has 64 touchdowns in 76 career games through five seasons, averaging 0.840 touchdowns per game, which is good for the eighth highest touchdown per game rate in NFL history.

MOST TDS PER GAME (MIN: 50 GAMES)

| Player | TDs | Games | Rate |
|-----------------------|-----------|-----------|--------------|
| Jim Brown | 126 | 118 | 1.068 |
| LaDainian Tomlinson | 162 | 170 | 0.953 |
| Steve Van Buren | 77 | 83 | 0.928 |
| Shaun Alexander | 112 | 123 | 0.911 |
| Don Hutson | 105 | 116 | 0.905 |
| Arian Foster | 68 | 76 | 0.895 |
| Adrian Peterson | 99 | 115 | 0.861 |
| Rob Gronkowski | 64 | 76 | 0.842 |

ALL-PURPOSE PLAYER

In 2011, Gronkowski became the second tight end in NFL history to rush for a touchdown, catch a touchdown, record a tackle and return a kickoff in the same season. Bo Scaife was the first to accomplish the feat in 2006 with Tennessee.

MOST TDS SINCE 2010

Gronkowski's 63 touchdown receptions since the start of the 2010 season are the most in the NFL. His 64 overall touchdowns during that time are third, behind Arian Foster (65) and Marshawn Lynch (65).

MOST TOUCHDOWN RECEPTIONS SINCE 2010

| Player | Touchdowns |
|-----------------------|------------|
| Rob Gronkowski | 63 |
| Calvin Johnson | 59 |
| Dez Bryant | 58 |
| Jimmy Graham | 53 |

MOST TOUCHDOWNS RECEPTIONS BY A TIGHT END SINCE 2010

| Player | Touchdowns |
|-----------------------|------------|
| Rob Gronkowski | 63 |
| Jimmy Graham | 53 |
| Antonio Gates | 44 |
| Vernon Davis | 33 |
| Greg Olsen | 33 |
| Jason Witten | 32 |
| Tony Gonzalez | 29 |

END ZONE DOUBLE DOWN

Gronkowski's seven games with two or more touchdowns in 2011 are an NFL record for a tight end. Antonio Gates (San Diego in 2004) and Jerry Smith (Washington in 1967) each had four two-touchdown games. Gronkowski has 14 such games in his NFL career.

MOST GAMES WITH 2+ TD RECEPTIONS/SEASON

| | | |
|----------|----------------------------------|-------------|
| 8 | Randy Moss (Patriots) | 2007 |
| 7 | Rob Gronkowski (Patriots) | 2011 |
| 7 | Cris Carter (Minnesota) | 1995 |
| 7 | Jerry Rice (San Francisco) | 1987 |

FOUR 3+ TD GAMES

With his three touchdowns against Pittsburgh (9/10/15), Gronkowski tied the Patriots record for most games with three or more touchdowns (4). His four three-touchdown performances are also most in the NFL since 2010.

MOST GAMES WITH THREE OR MORE TDS (REGULAR SEASON)

| | |
|----------|-----------------------|
| 4 | Rob Gronkowski |
| 4 | Randy Moss |
| 2 | Billy Lott |
| 2 | Curtis Martin |
| 2 | Larry Garron |
| 2 | Sam Cunningham |

MOST THREE-TD GAMES SINCE 2010

| Player | Team | Games with three or more Rec. TDs. |
|-----------------------|-------------------------|------------------------------------|
| Ron Gronkowski | Patriots | 4 |
| Victor Cruz | NY Giants | 2 |
| Vincent Jackson | San Diego, Tampa Bay | 2 |
| Brandon Marshall | Miami, Chicago, NY Jets | 2 |
| Jordy Nelson | Green Bay | 2 |
| Demaryius Thomas | Denver | 2 |



PATRIOTS OFFENSIVE NOTES

ALL IN THE FAMILY

Gronkowski grew up playing football against his brothers in the backyard. Two of his brothers have NFL playing experience. Dan Gronkowski, finished the 2011 season with Cleveland after spending part of the season with the Patriots. He also spent time with Detroit (2009) and Denver (2010). Chris was with San Diego in 2013 after spending 2012 with Denver, 2010 with Dallas and 2011 with Indianapolis. The Gronkowskis are among 23 different sets of three brothers to have played in the NFL and join nine other families with at least three brothers in the NFL playing at the same time.

| <i>Family</i> | <i>Brothers</i> | <i>Yr. in NFL at Same Time</i> |
|-------------------|----------------------------------|--------------------------------|
| Gronkowski | Rob, Dan, Chris | 2010-2011 |
| Baldinger | Brian, Gary, Rich | 1986-88, 90-92 |
| Browner | Joey, Keith, Ross | 1984-87 |
| Olsen | Merlin, Phil, Orrin | 1976 |
| Saul | Rich, Bill, Ron | 1970 |
| Richardson | Gloster, Tom, Willie | 1969 |
| Rooney | Bill, Cobb, Joe | 1924-27 |
| Kinderdine | Hobby, Shine, Walt | 1924 |
| Nesser | Al, Frank, Fred, John, Phil, Ted | 1921 |

IN GOOD COMPANY

In 2011, Rob Gronkowski joined Dallas Clark, Jimmy Graham, Tony Gonzalez and Todd Christiansen, as the only tight ends in NFL history with 90-plus receptions, 1,000-plus yards and 10-plus touchdown receptions in a single season.

TIGHT ENDS WITH 90-PLUS RECEPTIONS, 1000-PLUS YARDS AND 10-PLUS TOUCHDOWNS IN A SEASON

| <i>Player</i> | <i>Rec.</i> | <i>Yards</i> | <i>TDs</i> | <i>Year</i> |
|----------------------------|-------------|--------------|------------|-------------|
| Rob Gronkowski (NE) | 90 | 1,327 | 17 | 2011 |
| Jimmy Graham (NO) | 99 | 1,310 | 11 | 2011 |
| Dallas Clark (IND) | 100 | 1,106 | 10 | 2009 |
| Tony Gonzalez (KC) | 96 | 1,058 | 10 | 2008 |
| Todd Christiansen (LAR) | 92 | 1,247 | 12 | 1983 |



LAFELL FINDS THE END ZONE

WR Brandon LaFell scored his first touchdown with the Patriots on a 44-yard touchdown pass from Tom Brady in the third quarter at Kansas City (9/29/14).

HITTING THE CENTURY MARK

LaFell had his fifth career 100-yard receiving day vs. Washington (11/08/15), finishing with five receptions for 102 yards. It was his third 100-yard day as a member of the Patriots.

TWICE AS NICE

WR Brandon LaFell scored two touchdowns on an 18-yard pass and a 56-yard pass in the fourth quarter at Buffalo on Oct. 12, 2014. It was his second two-touchdown game of his career. He had two touchdowns with Carolina vs. the New York Giants on Sept. 22, 2013. He added his third two-touchdown game at Green Bay on Nov. 30.

CAREER DAY FOR LAFELL

Brandon LaFell had 11 receptions for 124 yards vs. Chicago (10/26/14), setting career highs in each category. LaFell's 11 topped his previous career high of seven receptions last season for Carolina when they played New England on Nov. 18, 2013. His 124 yards topped his previous career high of 119 yards, set at Kansas City on Sept. 29, 2014.

LAFELL REWRITES PERSONAL RECORD BOOK

Brandon LaFell set career high season marks in receptions, yards and touchdowns in 2014. He finished the 2014 season with 74 receptions for 953 yards and seven touchdowns. LaFell's previous high in receptions was 49 in 2013, his previous best in yards was 677 in 2012 and his previous best in touchdowns was five in 2013.



LIKE FATHER LIKE SON

Matthew Slater is one of 10 sons of Hall of Fame members to be drafted in NFL history.

HALL OF FAME FATHERS WITH SONS DRAFTED IN THE NFL

Jackie Slater (class of 2001) – son, Matthew Slater (NE)

Bobby Bell (class of 1983) – son, Bobby Bell (NYJ)

Tony Dorsett (class of 1994) – son, Anthony Dorsett (HOU)

Bob Griese (class of 1990) – son, Brian Griese (DEN)

Russ Grimm (class of 2010) – son, Cody Grimm (TB)

Howie Long (class of 2000) – son, Chris Long (STL)

son, Kyle Long (CHI)

Bruce Matthews (class of 2007) – son, Jake Matthews (ATL)

Don Shula (class of 1997) – son, Mike Shula (TB)

Kellen Winslow (class of 1995) – son, Kellen Winslow (CLE)



PATRIOTS OFFENSIVE NOTES

ALL-STAR COMBINATION

Matthew Slater was voted to his fourth straight Pro Bowl in 2014. His father, Jackie Slater, went to seven Pro Bowls. The Slater family's 11 combined Pro Bowls are the second most among father-son contingents to have been voted to at least one Pro Bowl each.

MOST FATHER AND SON PRO BOWL SELECTIONS

| Players | Pro Bowls |
|---|-----------|
| Archie (2), Peyton (14) and Eli Manning (3) | 19 |
| Jackie (7) and Matthew Slater (4) | 11 |

ELECTED TEAM LEADER

Patriots wide receiver Matthew Slater has been named to four straight Pro Bowls (2011-14) for his special teams work, but perhaps more revealing of his value to New England is the fact that he was elected a captain by his teammates for the fifth straight season in 2015.

The special teams ace was willing to share his advice on being a great captain with high school football players in a story published by *The Boston Globe*. "I think first and foremost, you have to be able to put others before yourself. Being a captain and leadership is about serving, and to me, that means a great deal of sacrifice – putting aside personal agendas for the greater common goal. Leadership is equated with sacrifice. I think you have to be willing to do whatever it takes for the unit to succeed. I think you need to lead by example. A lot of times, it's about what you do, not what you say."

SLATER'S EMERGENCE WAS SPECIAL

Bill Belichick acknowledged Matthew Slater's role as a gunner on special teams: "Matt is one of the best in the league," Belichick said. "Any time the punt return team has to double somebody, that makes it one less guy they can use somewhere else in the return. He almost always draws two guys out there unless they're in an eight-man rush. Most of the time, there's two guys out there — fourth-and-short, where they're trying to protect the box — but he draws a lot of double teams, and deservedly so. He does an outstanding job of covering punts."

SLATER ON BILL BELICHICK

"Guys have really bought into what we're trying to do here and believing in the goals that we've set to accomplish. We try not to acknowledge all the noise and hype surrounding ballgames. We prepare ourselves to have success by the way we work day-in and day-out on the field and in the meeting room, but it definitely starts with our leadership on this team."

PATRIOTS





PATRIOTS DEFENSIVE NOTES

LB JAMIE COLLINS

JAMIE COLLINS' JOURNEY



The road to the NFL has been anything but easy for linebacker and 2013 second-round draft pick Jamie Collins. The youngest of five siblings growing up in Meadville, Miss., Collins lost both of his parents when he was six years old and was raised by one of his sisters, who was in her mid 20s.

Collins turned to football as an outlet to help him through the tough times. "It means a lot. It's my living," Collins told *The Boston Herald*. "It kept me on track." Collins' resiliency in dealing with adversity has made a lasting impact on fellow Mississippi native Stevan Ridley, who grew up 30 miles west of Meadville in Natchez, Miss., and got to know Collins through a family friend. "What I've known about him, he really has been a strong person," Ridley told the *Herald*. "Anybody that's gone through the things that he's gone through and can still find a way to be successful on the football field, you have to be mentally tough. That's what he's kind of done as a teammate here. He's come in here and accepted his role and did a pretty good job as a rookie."

COLLINS RECORDS FIRST INT

LB Jamie Collins intercepted a Kyle Orton pass in the win at Buffalo (10/12/14), marking his first regular-season interception. He had his second of the year at the Jets on Dec. 21, 2014. His first career pick came in the 2013 AFC Divisional Playoff vs. Indianapolis (1/11/14).

COLLINS SETS CAREER HIGH

LB Jamie Collins set a career high with 2 1/2 sacks in the win at Buffalo on Sept. 20, 2015. It was his second career multi-sack game. He registered his first NFL two-sack game with at San Diego (12/7/14).

TEAM LEADER

Collins had a standout second season in 2014. He led the team in total tackles (109), forced fumbles (4) and fumble recoveries (2), and tied for the team lead in interceptions (2).

COLLINS BLOCKS FIRST XP SINCE 2008

LB Jamie Collins blocked a fourth quarter extra point at Indianapolis (10/18/15). It was the Patriots first blocked extra point since Vince Wilfork blocked a PAT at Oakland on Dec. 14, 2008. It is Collins' second blocked kick. He blocked a field goal attempt vs. Miami on Dec. 14, 2014.



LB DONT'A HIGHTOWER

WEARING BRUSCHI'S JERSEY #54

As a first round draft pick, Dont'a Hightower is used to high expectations. Hightower went to training camp with jersey #45 but was switched to jersey #54 prior to the start of his rookie year in 2012. Former LB Tedy Bruschi wore #54 for 13 seasons.

Hightower understands the importance of the number and hopes to live up to its legacy. "I definitely feel honored to be able to wear this number," Hightower said. "I've read that Tedy didn't want it to be retired and he hoped another

linebacker would come in and be able to wear this number and be able to play as well. I feel honored. Tedy was a great player, and he means a lot to this organization. I'm definitely proud to be able to wear this number."



HIGHTOWER HAS A CAREER FIRST


LB Dont'a Hightower registered his first career two-sack game at Minnesota (09/14/14).

HIGHTOWER SETS CAREER HIGH

LB Dont'a Hightower registered a 9-yard sack of Green Bay QB Aaron Rodgers (11/30/14) in the second quarter to set a career high with 4 1/2 sacks in 2014. He finished the year with six. His previous best was four sacks as a rookie in 2012.

DE CHANDLER JONES

FOLLOWING IN BROTHERS' FOOTSTEPS



Chandler Jones has two brothers, Arthur, a fifth-round NFL Draft selection by the Baltimore Ravens in 2010 (currently with the Indianapolis Colts), who was a Syracuse defensive tackle, and Jon "Bones" Jones, a UFC fighter and the former Lightweight Champion.



PATRIOTS DEFENSIVE NOTES

RACKING UP SACKS

Chandler Jones reached a career high with 11½ sacks in 2013. He had six sacks as a rookie in 2012 and had six sacks in 2014. Chandler's 10½ sacks in 2015 are third in the NFL.

MOST SACKS IN THE FIRST FOUR SEASONS/PATRIOTS HISTORY

| Player | Seasons | Sacks |
|-----------------------|----------------|-------------|
| Andre Tippett | 1982-85 | 43.5 |
| Chandler Jones | 2012-15 | 34.0 |
| Garin Veris | 1985-88 | 30.0 |
| Chris Slade | 1993-96 | 29.5 |
| Brent Williams | 1986-89 | 28.0 |
| Willie McGinest | 1994-97 | 27.0 |

JONES WITH ANOTHER MULTI-SACK GAME

Chandler Jones had his third game in 2015 with multiple sacks after finishing with 2½ vs. Miami (10/29/15). He had a career high of three at Buffalo (9/20). He now has eight games with two or more sacks.

JONES INCHING CLOSER TO 10 SACKS

Jones has 10½ so far in 2015 for his second double digit sack total of his career. He joined Tony McGee (3), Andre Tippett (3) and Garin Veris (2) as the only Patriots with at least two 10-plus sack seasons.

PATRIOTS 10-PLUS SACK SEASONS

| Sacks | Player | Year |
|-------------|-----------------------|-------------|
| 12.0 | Tony McGee | 1977 |
| 10.0 | Ray Hamilton | 1977 |
| 11.5 | Tony McGee | 1978 |
| 10.5 | Tony McGee | 1979 |
| 18.5 | Andre Tippett | 1984 |
| 16.5 | Andre Tippett | 1985 |
| 10.0 | Garin Veris | 1985 |
| 11.0 | Garin Veris | 1986 |
| 12.5 | Andre Tippett | 1987 |
| 11.0 | Willie McGinest | 1995 |
| 12.5 | Mike Vrabel | 2007 |
| 10.0 | Tully Banta-Cain | 2009 |
| 10.0 | Mark Anderson | 2011 |
| 10.0 | Andre Carter | 2011 |
| 11.5 | Chandler Jones | 2013 |
| 10.5 | Chandler Jones | 2015 |

JONES ACHIEVES TRIFECTA

DL Chandler Jones blocked a second-quarter Minnesota (9/14/14) 48-yard field goal attempt, recovered the loose ball and returned it 58 yards for a touchdown. It was the fifth blocked field goal returned for a touchdown in Patriots history and the first returned for a touchdown since S Patrick Chung blocked a field goal attempt that was returned 35 yards for a touchdown by DB Kyle Arrington at Miami on Oct. 4, 2010. It is the second field goal block by Jones. He blocked a 39-yard attempt vs. Miami on Oct. 27, 2013. It was Jones' second career touchdown. He recovered an errant shotgun snap squibbed into the end zone at Baltimore on Dec. 22, 2013.

JONES SNAPS A SELFIE

When training camp practice ends at Gillette Stadium, the first wave of players quickly head into the locker room to shower and recover from the tough workout, but Chandler Jones is almost never among them. He is autographing footballs, snapping selfies and chatting with as many fans as he can before he makes his way into the building to rest his body and escape the heat. The Super Bowl Champion defensive end enjoys engaging his fans because he remembers a time when he was the one cheering from a distance.

"I feel like it was just yesterday when I was one of those fans," Jones said to ESPN's Mike Reis. "I didn't have access to an NFL team, but I was the guy that was on Twitter that was like, 'Oh my God, he tweeted me' or 'He shouted me out.' I was that person. So for me to have an opportunity to do that to people, I try to do that whenever I can. You see fans out there, they're sitting in the rain, they're sitting in the heat, sweating, they're drenched, and they're just yelling your name the whole practice. The least I can do is go over there and say hi and take some selfies and sign a few things. I love it. It's great."

DEFENSIVE PLAYER OF THE WEEK

Chandler Jones was named AFC Defensive Player of the Week for his performance in the Patriots' 30-7 victory at Minnesota on Sept. 14, 2014. It was the first time in Jones' career that he has received an AFC Player of the Week honor. He was named AFC Defensive Player of the Month for November last season and NFL Defensive Rookie of the Month in September 2012.

Jones blocked a 48-yard field goal attempt and returned it 58 yards for a touchdown to give New England a 24-7 halftime lead at Minnesota (9/14). He also finished the game with eight total tackles and his fifth career two-sack game.

The last time the Patriots earned an AFC Defensive Player of the Week honor was Week 10 of the 2011 season when Andre Carter tied a team record with four sacks at N.Y. Jets (11/13/11).



SURE TACKLER

Jerod Mayo had his fifth straight 100-tackle season and his second season with over 180 total tackles after finishing the 2012 season with 184 tackles, the fifth-highest single season tackle total in franchise history. Mayo registered at least 10 tackles in 10 games, including a season-high of 20 vs. the New York Jets (10/28/12).

PATRIOTS SINGLE SEASON TACKLE LEADERS ALL-TIME

| Year | Player | Tackles |
|-------------|----------------------|------------|
| 1983 | LB Clayton Weishuhn | 229 |
| 1984 | LB Steve Nelson | 207 |
| 2010 | LB Jerod Mayo | 193 |
| 1980 | LB Steve Nelson | 186 |
| 2012 | LB Jerod Mayo | 184 |



PATRIOTS DEFENSIVE NOTES

TEAM LEADER

Jerod Mayo has led the Patriots in tackles in every season he has played except for the 2013 and 2014 seasons when he was limited to six games each year due to injury.

Most years Leading the Patriots in Tackles

5 Jerod Mayo (2008, 2009, 2010, 2011, 2012)

5 Vincent Brown (1991, 1992, 1993, 1994, 1995)

5 Steve Nelson (1979, 1980, 1982, 1984, 1985)



DOUBLE TROUBLE: DB DEVIN McCOURTY

After being selected by the Patriots in the first round of the 2010 NFL Draft, DB Devin McCourty became part of a select group in league history. McCourty's identical twin brother, Jason, is a cornerback with Tennessee, selected in the sixth round of the 2009 NFL Draft. The two are the 12th set of twins to play in the NFL. Devin redshirted for the 2005 season and therefore was a year behind his brother in eligibility. McCourty is the second twin to suit up for the Patriots, after CB Kato Serwanga was a member of the team from 1998-2000. His twin brother, Wasswa, played for San Francisco and Minnesota from 1999-2001. According to McCourty's mother, the two can only be told apart by tiny scars on their faces left by chickenpox. The McCourty twins are one of two active sets of twins playing in the NFL.

Current Twins Playing in the NFL

Devin (NE) and Jason McCourty (TEN)

Maurkice (PIT) and Mike Pouncey (MIA)

McCOURTY GOES LONG

Devin McCourty had a 104-yard kickoff return for a touchdown vs. N.Y. Jets (10/21/12), the second longest kickoff return in team history. Ellis Hobbs has the longest in team history with a 108-yard return for a touchdown at N.Y. Jets on Sept. 9, 2007. He was named AFC Special Teams Player of the Week for his performance.

Longest Kickoff return in Patriots History

Ellis Hobbs 108TD at New York Jets (9-9-07)

Devin McCourty 104TD vs. New York Jets (10-21-12)

IN GOOD COMPANY

Devin McCourty earned Associated Press All-Pro Second Team honors at safety in 2013. He also earned Second Team All-Pro Honors as a rookie in 2010 when he played cornerback. McCourty joins Pro Football Hall of Famers Rod Woodson and Ronnie Lott as the only NFL players to earn All-Pro honors at both safety and cornerback.


McCOURTY REGISTERS CAREER LONG

DB Devin McCourty returned a first quarter interception 60 yards to the Minnesota (09/14/14) 1-yard line to set up a Patriots touchdown. It is the longest interception return of his career. He had a 50-yard return as a rookie in 2010 at Detroit (11/25) on Thanksgiving Day.



A NOSE FOR THE FOOTBALL

Ninkovich has more opponent fumble recoveries (14) over the last six seasons (2010-2015) than any other NFL player. J.J. Watt is second during that time with 11 opponent fumble recoveries.



CAREER DAY IN BUFFALO

Ninkovich finished with a three-sack game for the first time in his career in the win at Buffalo (10/12/14). He has had two two-sack performances - vs. Miami (1/2/11) and at Carolina (11/18/13).

WHERE DID HE COME FROM?

Rob Ninkovich's journey to the Patriots was not easy. He entered the league as a fifth-round pick by the Saints in 2006 and was waived four times by New Orleans and Miami before landing in New England on Aug. 2, 2009. He spent the 2009 offseason trying to make the New Orleans team as a long snapper. Before coming to the Patriots, he had appeared in just eight games over three seasons. He doubled that total in his first year in New England, appearing in 15 games in 2009 and his role on the team has grown since, earning a starting role at linebacker in 2010 and 2011 before moving to a starting role on the defensive line in 2011.



PATRIOTS DEFENSIVE NOTES

CRAZY EIGHTS

Ninkovich raised his 2014 total to a team-high of eight sacks in 2014. Ninkovich has had at least eight sacks in three consecutive seasons (8.0 in 2012, eight in 2013 and eight in 2014), becoming the first Patriots player to have at least eight sacks in three consecutive seasons since Pro Football Hall of Famer Andre Tippett achieved the feat from 1985-87 (1985, 16½, 1986, 9½ and 1987, 12½).

NINKOVICH SCORED AS A TE IN COLLEGE

Ninkovich played some at tight end in college at Purdue and caught two touchdown passes with a 2-yard touchdown pass from Buffalo QB Kyle Orton and a 1-yard touchdown pass from former New York Giants and Indianapolis QB Curtis Painter.

DB LOGAN RYAN AND DB DURON HARMON

CLASSMATES REUNITE IN NEW ENGLAND

Defensive backs Logan Ryan and Duron Harmon are used to working together. Ryan and Harmon began their college football careers together as members of the same recruiting class at Rutgers University and developed a close friendship during their four years in Piscataway, N.J. As fate would have it, Ryan and Harmon would begin their NFL journeys together as well when the Patriots selected the two defensive backs just eight picks apart in the third round of the 2013 NFL Draft.

Reunited once again, the former Scarlet Knights are excited and eager to make their mark, just as they did at Rutgers. "We talked before the draft and said how good it would be to play on the same team again, and for it to happen again, it's exciting and it's a blessing," Harmon told *The Boston Globe*. "It's great [we're contributing], because at the end of the day you want to play, and to contribute to a team like this, it's fun."

RYAN RETURNS... TO SCHOOL

When Logan Ryan decided to leave Rutgers and enter the NFL Draft after his redshirt junior season in 2012, he made a promise to his parents that after his rookie year, he would return to school and earn his degree.

Ryan kept his promise and graduated in the spring of 2014 with a degree in labor relations and a minor in psychology.

"I committed to Rutgers, not only as a football player, but as a student, so I was going to make sure I finished that end too," Ryan told NJ.com.

"It's a big accomplishment in my life. I held my word to my parents and stuck with it and I'm fortunate. It took a lot of work, but I was able to go back and finish and walk in graduation."

RYAN'S FIRST PICK FOR SIX

Ryan returned his first NFL interception 79 yards for a touchdown N.Y. Jets on Oct. 20, 2013. The last Patriots player to return their first career interception for a touchdown was Kyle Arrington in 2010. The last rookie Patriots player to return their first career interception for a touchdown was James Sanders in 2005:

PATRIOTS PLAYERS TO RETURN THEIR FIRST CAREER INT FOR A TD

| Season | Player | INT TD Yds |
|--------|------------------|------------|
| 2013 | Logan Ryan | 79 |
| 2010 | Gary Guyton | 59 |
| 2010 | Kyle Arrington | 36 |
| 2005 | James Sanders | 39 |
| 2003 | Asante Samuel | 55 |
| 1999 | Andy Katzenmoyer | 59 |
| 1996 | Willie McGinest | 46 |
| 1992 | Chris Singleton | 82 |
| 1967 | John Charles | 35 |
| 1963 | Jim Hunt | 78 |
| 1961 | Don Webb | 27 |

LOGAN RYAN THE BALL HAWK

Logan Ryan intercepted his fourth pass of 2015 vs. Washington (11/08/15). he is tied for tied for the third most interceptions by a cornerback since 2013.

MOST INTERCEPTIONS BY A CORNERBACK SINCE 2013

| Player | Interceptions |
|-----------------|---------------|
| Richard Sherman | 13 |
| Brent Grimes | 12 |
| Logan Ryan | 11 |
| Aqib Talib | 11 |

DL JABAAL SHEARD

SHEARD ON MCGINEST

Jabaal Sheard may be a new face in the Patriots locker room, but he's certainly familiar with Patriots legend, Willie McGinest. Sheard, who is typically soft-spoken around the microphones, was very excited to express his admiration for McGinest following the veteran linebacker's induction to the Patriots Hall of Fame on August 5.

"That's a guy that I watch film on still to this day," Sheard said to the *Boston Globe*. "How he used to rush, how he'd attack, how he was relentless. It's amazing to be out here with him. The heart he had, that dog. He would get after the quarterback, get after the run. He was so into the team, whatever they asked him to do, he would do it."

It makes sense that Sheard would feel a connection to McGinest, given the players' similarities. Before coming to New England as a defensive lineman, Sheard played outside linebacker for Cleveland in Mike Pettine's hybrid 3-4 system. By adding Sheard to his roster, Bill Belichick brings flexibility and, hopefully some of that McGinest magic, back to the Patriots front seven.



PATRIOTS SPECIAL TEAMS NOTES



CONSECUTIVE EXTRA POINTS

Ryan Allen owns the highest percentage of punts downed inside the 20 this season, with 23-of-45 landing inside the 20 (51.1%) in 2015.

| Player | Team | Punts | Inside 20 | Pct. |
|--------------------|------|-------|-----------|-------|
| 1. Ryan Allen | NE | 45 | 23 | 51.1% |
| 2. Dustin Colquitt | KC | 51 | 25 | 49.0% |
| 3. Jordan Berry | PIT | 44 | 21 | 47.7% |
| 4. Marquette King | OAK | 50 | 23 | 46.0% |
| 5. Brad Wing | NYG | 51 | 22 | 43.1% |



CONSECUTIVE EXTRA POINTS

Stephen Gostkowski is first in NFL history for most consecutive extra points made.

Most Consecutive (Kicking) PATS

| | |
|-----|--|
| 450 | Stephen Gostkowski, NE, 2006-present |
| 422 | Matt Stover, BAL, IND 1996-2009 |
| 371 | Jason Elam, DEN, 1993-2002 |
| 371 | Jeff Wilkins, STL, 1999-2007 |
| 360 | Jay Feely, ATL, NYG, MIA, NYJ, ARZ, CHI, 2002-14 |



FRANCHISE SCORING LEADER

K Stephen Gostkowski became the Patriots all-time leader in points, passing Adam Vinatieri (1,158), in the win vs. Miami (12/14/14). Gostkowski entered the game needing five points to take the lead and reached the milestone on a 35-yard field goal in the third quarter. Gostkowski now has 1,290 total points.

| Player | Points |
|--------------------|--------|
| Stephen Gostkowski | 1,290 |
| Adam Vinatieri | 1,158 |
| Gino Cappelletti | 1,130 |

TEAM FG RECORD

Stephen Gostkowski moved past Adam Vinatieri (263) to become the Patriots all-time leader with 267 career field goals.

MOST FIELD GOALS IN PATRIOTS HISTORY

| | |
|--------------------|-----|
| Stephen Gostkowski | 267 |
| Adam Vinatieri | 263 |
| Gino Cappelletti | 176 |
| John Smith | 128 |

EVEN STEPHEN

Since joining the Patriots as a fourth-round draft choice in 2006, Gostkowski has connected on 87.5 percent of his regular-season field goal attempts, the best field goal percentage in Patriots history. Additionally, Gostkowski's 87.5 field goal percentage is third-best among NFL kickers all-time. (Minimum 100 field goals)

PATRIOTS ALL-TIME LEADERS / FIELD GOAL PCT.

| Player | Years | FGM | FGA | Pct. |
|--------------------|---------|-----|-----|------|
| Stephen Gostkowski | 2006-15 | 267 | 305 | .875 |
| Adam Vinatieri | 1996-05 | 263 | 321 | .819 |
| Matt Bahr | 1993-95 | 55 | 72 | .764 |

NFL ALL-TIME LEADERS / FIELD GOAL PCT.

| Player | Years | FGM | FGA | Pct. |
|--------------------|---------|-----|-----|------|
| Stephen Gostkowski | 2006-15 | 267 | 305 | .875 |
| Steven Hauschka | 2008-15 | 150 | 173 | 86.7 |
| Mike Vanderjagt | 1998-06 | 230 | 266 | 86.5 |
| Nate Kaeding | 2004-12 | 181 | 210 | 86.2 |
| Robbie Gould | 2005-15 | 267 | 311 | 85.9 |
| Rob Bironas | 2005-13 | 239 | 279 | 85.7 |
| Shayne Graham | 2001-15 | 267 | 312 | 85.6 |
| Connor Bath | 2008-15 | 133 | 156 | 85.3 |
| Matt Bryant | 2002-15 | 300 | 352 | 85.2 |

NFL SCORING LEADER

Stephen Gostkowski finished first in the NFL in 2014 with 156 points, second only to his team record of 158 points in 2013. Gostkowski led the NFL in scoring in 2014 for the third straight season. He is the first NFL player with three seasons of 150 or more points. Gostkowski is leading the NFL in 2015 with 111 total points and is on pace to finish with 161 points.

Patriots Record for Most Points in a Season

| | |
|-----|---|
| 158 | Stephen Gostkowski, 2013 |
| 156 | Stephen Gostkowski, 2014 |
| 155 | Gino Cappelletti, 1964 (includes 7 TDs) |
| 153 | Stephen Gostkowski, 2012 |
| 148 | Stephen Gostkowski, 2008 |
| 147 | Gino Cappelletti, 1961 |
| 143 | Stephen Gostkowski, 2011 |

NFL Record for Most Points by a Kicker

| | |
|-----|--|
| 166 | David Akers (SF) in 2011 |
| 164 | Gary Anderson (MIN) in 1998 |
| 163 | Jeff Wilkins (STL) in 2003 |
| 161 | Mark Moseley (WAS) in 1983 |
| 158 | Stephen Gostkowski (NE) in 2013 |
| 157 | Mike Vanderjagt (Indianapolis) in 2003 |
| 156 | Stephen Gostkowski (NE) in 2014 |
| 153 | Stephen Gostkowski (NE) in 2012 |

DISTANCE PROFICIENCY

77.3%

Stephen Gostkowski has made 77.3 percent of his field goals (17-for-22) from 50 yards or more, converting the highest percentage of 50-plus yard field goal attempts in NFL history (minimum 15 attempts).

HIGHEST FIELD GOAL PERCENTAGE FROM 50 YARDS

| Player | FGM | FGA | Pct. |
|--------------------|-----|-----|------|
| Stephen Gostkowski | 17 | 22 | 77.3 |
| Matt Prater | 27 | 35 | 77.1 |
| Robbie Gould | 20 | 27 | 74.1 |



PATRIOTS SPECIAL TEAMS NOTES

1,000-POINT BENCHMARK

Stephen Gostkowski (1,290) reached the 1,000 point mark in only his 119th career game. He is the only kicker in NFL history to reach 1,000 career points in less than 120 career games played.

KICKERS TO REACH 1,000 POINTS IN FEWEST GAMES:

| Player | Points | Games |
|---------------------------|--------------|------------|
| Stephen Gostkowski | 1,009 | 119 |
| Mike Vanderjagt | 1,004 | 126 |
| Jason Elam | 1,003 | 132 |
| Ryan Longwell | 1,002 | 136 |
| Jan Stenerud | 1,002 | 136 |

GOSTKOWSKI EXTENDS TEAM MARK

Gostkowski has now scored at least one point in 134 games, a franchise record. He broke a tie with Adam Vinatieri and John Smith for the all-time lead with 102 consecutive games scoring in the win vs. Denver on Nov. 24, 2013.

Patriots Record for Most Consecutive Games Scored

| | |
|------------|---|
| 134 | Stephen Gostkowski (12/17/06- present) |
| 101 | Adam Vinatieri (11/24/96-12/29/02) |
| 101 | John Smith (09/28/75-10/02/80) |

FOUR-TIME LEAGUE LEADER

Gostkowski led the NFL for the third straight season in 2014. He led the NFL with 156 total points in 2014, 158 total points in 2013, 153 points in 2012 and 148 points in 2008. He is one of three players to lead the NFL in scoring for at least four seasons.

He joins Don Hutson, Gino Cappelletti, Pat Harder and Paul Hornung as the fifth player to lead the NFL in scoring for at least three straight seasons.

NFL Record for Most Seasons Leading the League in Scoring

| | |
|----------|--|
| 5 | Don Hutson Green Bay (1940-44) |
| 5 | Gino Cappelletti Patriots (1961, 1963-66) |
| 4 | Stephen Gostkowski (2008, 2012-14) |
| 3 | Earl Clark, Portsmouth (1932), Detroit (1935-36) |
| 3 | Pat Harder, Chicago Cardinals (1947-49) |
| 3 | Paul Hornung, Green Bay (1959-61) |

GOSTKOWSKI GAME WINNERS

Gostkowski has six career regular-season game-winning kicks and one in the playoffs.

GOSTKOWSKI'S CAREER GAME-WINNING FIELD GOALS

| TIME LEFT | DISTANCE | FINAL SCORE | OPP | DATE |
|-----------|----------|-------------|-----|-------------|
| 0:01 4th | 54 | 27-16 | NYG | 11/15/2015 |
| 3:12 4th | 53 | 34-31 | HOU | 12/01/2013 |
| 1:56, OT | 31 | 34-31 | DEN | 11/24/2013 |
| 0:05, 4th | 35 | 23-21 | BUF | 09/08/2013 |
| 1:56, OT | 35 | 23-20 | BAL | 10/17/2010 |
| 11:02 OT | 48 | 29-26 | NYJ | 10/21/2012 |
| 1:10, 4th | 31 | 24-21 | SD | 01/14/2007* |

*Postseason

GOSTKOWSKI BREAKS HIS OWN TEAM RECORD

Gostkowski led the NFL in 2014 with 35 field goals, the third-highest field goal total in team history. Gostkowski tied for the NFL lead with Baltimore's Justin Tucker with 38 field goals in 2013, breaking his own franchise record for most field goals in a season. He originally set the franchise record with 36 field goals in 2008.

MOST FIELD GOALS MADE IN A SEASON/PATRIOTS

| Player | Field Goals | Year |
|---------------------------|-------------|-------------|
| Stephen Gostkowski | 38 | 2013 |
| Stephen Gostkowski | 36 | 2008 |
| Stephen Gostkowski | 35 | 2014 |
| Tony Franklin | 32 | 1986 |
| Adam Vinatieri | 31 | 2004 |
| Adam Vinatieri | 31 | 1998 |

ON THE MARK

Gostkowski made 94.6 percent of his field goals in 2014 (35-of-37), setting a new team record for field goal percentage in a single season.

PATRIOTS BEST FIELD GOAL PCT./SEASON

(Minimum 30 Attempts)

| Player | Years | FGM | FGA | Pct. |
|---------------------------|-------------|-----------|-----------|-------------|
| Stephen Gostkowski | 2014 | 35 | 37 | .946 |
| Adam Vinatieri | 2004 | 31 | 33 | .939 |
| Stephen Gostkowski | 2013 | 38 | 41 | .927 |
| Stephen Gostkowski | 2008 | 36 | 40 | .900 |
| Adam Vinatieri | 2002 | 27 | 30 | .900 |

FIFTH-MOST FGs IN A SEASON

MOST FIELD GOALS MADE IN A SEASON/NFL

| Player | Field Goals | Year |
|--------------------------------------|-------------|-------------|
| David Akers (San Francisco) | 44 | 2011 |
| Neil Rackers (Arizona) | 40 | 2005 |
| Olindo Mare (Miami) | 39 | 1999 |
| Jeff Wilkins (St. Louis) | 39 | 2003 |
| Stephen Gostkowski (Patriots) | 38 | 2013 |
| Justin Tucker (Baltimore) | 38 | 2013 |

MOST 50-YARD FIELD GOALS IN TEAM HISTORY

Gostkowski is 17-of-22 from 50 yards or more as a member of the Patriots and has the most 50-yard field goals in New England history.

PATRIOTS RECORD FOR MOST 50 YARD FIELD GOALS

| Player | Years | FGM | FGA | Pct. |
|---------------------------|----------------|-----------|-----------|-------------|
| Stephen Gostkowski | 2006-15 | 17 | 22 | 77.3 |
| Adam Vinatieri | 1996-2005 | 8 | 17 | 47.1 |
| Tony Franklin | 1984-87 | 3 | 6 | 50.0 |

MOST 50-YARD FGs IN A SEASON

Gostkowski was 5-of-6 on 50 yard field goals in 2013, the most by a Patriots player in a single season. Gostkowski is 4/5 from 50 yards out so far in 2015. The NFL record for most successful 50-yard field goals in a season is 10 by Blair Walsh in 2012 with Minnesota.

AFC SPECIAL TEAMS PLAYER OF THE MONTH

Gostkowski was named AFC Special Teams Player of the Month for September by the National Football League in 2015. It is the third time in his career that he has received the AFC Special Teams Player of the Month honor, Gostkowski was a perfect 7-of-7 on field goal attempts and 14-for-14 on extra points. He also finished the month of September first in the NFL with 35 total points and 18 touchbacks.

KICKING A CAREER HIGH

Stephen Gostkowski made five field goals vs. Cincinnati (10/5/14), setting a new career high for most field goals in a game. His previous career high was four field goals. Gostkowski's five field goals tie the second highest single-game total in Patriots history, trailing only Gino Cappelletti's six successful field goals on Oct. 4, 1964. The last time a Patriots player had five field goals in a game was on Nov. 14, 2004, when Adam Vinatieri had five field goals vs. Buffalo.

TWO FROM 50-PLUS

Gostkowski drilled a 51-yard field goal and a 53-yarder vs. Arizona (9/16/12) and connected on two 53-yard field goals at Houston on (12/1/13). He is the first Patriots player to have two 50-yard field goals in the same game.

GOSTKOWSKI KICKS CAREER-LONG FG

Gostkowski connected on a career-long 57-yard field goal at Dallas on Oct. 11, 2015 to tie a franchise record. Adam Vinatieri kicked a 57-yarder at Chicago on Nov. 10, 2002. Gostkowski's previous long was a 54-yarder vs. New Orleans (10/13/13).



PATRIOTS REFERENCE NOTES

ANNUAL ACHIEVEMENT

The Patriots have won more than half of their games for 15 consecutive seasons; the first team to win more than half of their games in 15 straight seasons since free agency began in 1993. Additionally, the Patriots are the only team in the NFL to have recorded nine or more wins in each of the last 15 seasons.

MOST CONSECUTIVE WINNING SEASONS (SINCE 1970 MERGER)

| | |
|------------------------------|-----------|
| San Francisco (1983-98) | 16 |
| Dallas (1970-85) | 16 |
| New England (2001-15) | 15 |
| Oakland (1970-80) | 11 |

MOST CONSECUTIVE WINNING SEASONS ALL-TIME

| | |
|------------------------------|-----------|
| Dallas (1966-85) | 20 |
| San Francisco (1983-98) | 16 |
| Oakland (1965-80) | 16 |
| New England (2001-15) | 15 |
| Chicago (1930-44) | 15 |
| Green Bay (1934-47) | 14 |

MOST SEASONS OF 9+ WINS SINCE 2001

| | |
|---------------------|-----------|
| New England | 15 |
| Indianapolis | 12 |
| Green Bay | 10 |
| Philadelphia | 10 |
| Baltimore | 10 |
| Pittsburgh | 10 |
| Cleveland (1957-69) | 13 |

MODEL OF CONSISTENCY

The Patriots have 30 winning seasons since the 1970 merger.

MOST WINNING SEASONS SINCE THE 1970 MERGER

| | |
|-----------------------|-----------|
| 1. Pittsburgh | 32 |
| 2. New England | 30 |
| 2. Dallas | 30 |
| 4. Miami | 29 |
| 5. Denver | 28 |
| 6. Minnesota | 27 |
| 7. San Francisco | 26 |

PATRIOTS WIN 10 AGAIN IN 2015

New England reached at least 10 regular-season wins for 13 consecutive seasons, joining San Francisco (16) as the only teams to accomplish the feat.

| Team | Years | Consecutive Seasons with 10+ Wins |
|--------------------|------------------|-----------------------------------|
| San Francisco | 1983-1998 | 16 |
| New England | 2003-2015 | 13 |
| Indianapolis | 2002-2010 | 9 |
| Dallas | 1975-1981 | 7 |

DIVISIONAL DOMINANCE I

The Patriots have the highest winning percentage vs. division opponents from November until the end of the season since 2002.

| Team | W | L | T | Pct. |
|--------------------|-----------|----------|----------|-------------|
| New England | 35 | 9 | 0 | .795 |
| Indianapolis | 36 | 10 | 0 | .783 |
| Green Bay | 36 | 15 | 1 | .702 |
| San Diego | 32 | 14 | 0 | .696 |
| Pittsburgh | 37 | 16 | 0 | .698 |

STRONG IN THE SECOND HALF

Since 2001, the Patriots have done a remarkable job of finishing the season strong, compiling an NFL-best 86-23 (.789) record in games on or after Thanksgiving.

PATRIOTS BEFORE AND AFTER THANKSGIVING SINCE 2001

| Season | Pre-Thanksgiving | Post-Thanksgiving | Overall |
|---------------|----------------------|---------------------|---------------|
| 2001 | 5-5 (.500) | 9-0 (1.000) | 14-5 * |
| 2002 | 6-5 (.545) | 3-2 (.600)^ | 9-7 |
| 2003 | 9-2 (.818) | 8-0 (1.000) | 17-2 * |
| 2004 | 9-1 (.900) | 8-1 (.889) | 17-2 * |
| 2005 | 6-4 (.600) | 5-3 (.625) | 11-7 * |
| 2006 | 7-3 (.700) | 7-2 (.777) | 14-5 * |
| 2007 | 10-0 (1.000) | 8-1 (.889) | 18-1 * |
| 2008 | 7-4 (.636) | 4-1 (.800) | 11-5 |
| 2009 | 7-3 (.700) | 3-4 (.429) | 10-7 * |
| 2010 | 8-2 (.800) | 6-1 (.857)^ | 14-3 * |
| 2011 | 7-3 (.700) | 8-1 (.889) | 15-4 * |
| 2012 | 7-3 (.700) | 6-2 (.750)^ | 13-5 * |
| 2013 | 8-3 (.727) | 5-2 (.833) | 13-5 * |
| 2014 | 9-2 (.818) | 6-2 (.750) | 15-4 * |
| 2015 | 10-0 (1.000) | 0-1 | ??? |
| Totals | 115-40 (.742) | 86-23 (.789) | 191-62 |

*-Includes playoffs ^Includes games played on Thanksgiving

BEST RECORDS ON OR AFTER THANKSGIVING SINCE 2001 (Includes regular-season and playoff games)

| Team | W | L | T | Pct. |
|--------------------|-----------|-----------|----------|-------------|
| New England | 86 | 23 | 0 | .789 |
| Pittsburgh | 67 | 33 | 0 | .670 |
| San Diego | 56 | 34 | 0 | .622 |
| Green Bay | 62 | 38 | 0 | .620 |
| Philadelphia | 59 | 39 | 0 | .602 |

NFL'S BEST AT HOME

Since Gillette Stadium opened in 2002, the Patriots own the NFL's best record at home overall. The Patriots own an overall record of 93-16 (.855) at home in regular season games and a 107-19 (.849) record including playoffs.

BEST HOME RECORDS SINCE 2002 (including playoffs)

| Team | W | L | T | Pct. |
|--------------------|------------|-----------|----------|-------------|
| New England | 107 | 19 | 0 | .849 |
| Indianapolis | 89 | 32 | 0 | .736 |
| Seattle | 86 | 34 | 0 | .717 |
| Pittsburgh | 84 | 34 | 1 | .710 |
| Baltimore | 83 | 30 | 0 | .735 |
| Green Bay | 82 | 36 | 1 | .693 |
| Denver | 78 | 38 | 0 | .672 |
| San Diego | 72 | 43 | 0 | .626 |
| Minnesota | 70 | 41 | 0 | .631 |
| Philadelphia | 69 | 49 | 0 | .585 |
| Arizona | 68 | 44 | 0 | .607 |

SHARP AT GILLETTE

The Patriots concluded a 20-game home winning streak with a 24-20 loss to the New York Giants on Nov. 6, 2011. It was the longest home win streak in team history. The Patriots own an overall record of 94-16 (.855) at Gillette Stadium in regular season games. The NFL record for most consecutive home victories is 27, achieved by Miami from 1971-74.

HIGHEST HOME WINNING PCT. SINCE 1970 (MINIMUM 25 GAMES):

| Team | Stadium | W-L-T | WIN PCT. |
|--------------------|-------------------------|----------------|-------------|
| New England | Gillette Stadium | 94-16-0 | .855 |
| Miami | Orange Bowl | 101-22-1 | .819 |
| Minnesota | Metropolitan Stadium | 64-23-1 | .733 |
| LA Rams | Memorial Coliseum | 53-20-2 | .726 |
| Pittsburgh | Heinz Field | 85-32-1 | .725 |

LONGEST HOME WINNING STREAK/PATRIOTS HISTORY (REG. SEASON)

| Streak | First Win | Last Win |
|--------|----------------|---------------|
| 20 | Dec. 12, 2008 | Oct. 16, 2011 |
| 18 | Dec. 29, 2002 | Sept. 8, 2005 |
| 16 | Dec. 30, 2012 | Dec. 28, 2014 |
| 12 | Nov. 26, 2006 | Sept. 7, 2008 |
| 10 | Sept. 18, 1976 | Oct. 30, 1977 |



PATRIOTS REFERENCE NOTES

FORCING THE ISSUE

The Patriots lead the NFL with a +175 turnover margin since the 1994 season.

NFL TURNOVER MARGIN SINCE 1994

| Rank | Team | Turnover Margin |
|------|-------------|-----------------|
| 1. | New England | +175 |
| 2. | Kansas City | +105 |
| 2. | Green Bay | +94 |

WHAT'S THE POINT?

During the past 16 seasons, the Patriots defense has always ranked higher in points allowed than in yards allowed except for 2007, when both ranked fourth.

| | Avg. Points Allowed | Avg. Yds Allowed |
|------|---------------------|------------------|
| 2015 | 19.3 (5) | 349.6 (16) |
| 2014 | 19.5 (8) | 344.1 (13) |
| 2013 | 21.1 (10) | 373.1 (26) |
| 2012 | 20.7 (9t) | 373.3 (25) |
| 2011 | 21.4 (15) | 411.1 (31) |
| 2010 | 19.6 (8) | 365.5 (25) |
| 2009 | 17.8 (5) | 320.2 (11) |
| 2008 | 19.3 (8) | 309.0 (10) |
| 2007 | 17.1 (4) | 288.3 (4) |
| 2006 | 14.8 (2) | 294.4 (6) |
| 2005 | 21.1 (17) | 330.2 (26) |
| 2004 | 16.3 (2t) | 310.6 (9) |
| 2003 | 14.9 (1) | 291.6 (7) |
| 2002 | 21.6 (17) | 336.1 (23) |
| 2001 | 17.0 (6) | 334.5 (24) |
| 2000 | 21.1 (17) | 334.6 (20) |

TOP 10 OFFENSE

Since the 1970 merger, the Patriots offense has finished in the top 10 a total of 17 times, including eight times under Bill Belichick. The 2015 Patriots offense is ranked second entering this week.

| Year | Rank |
|------|------------|
| 2014 | 11 (365.5) |
| 2013 | 7 (384.5) |
| 2012 | 1 (427.9) |
| 2011 | 2 (428.0) |
| 2010 | 8 (363.8) |
| 2009 | 3 (397.3) |
| 2008 | 5 (365.4) |
| 2007 | 1 (411.3) |

TOP OFFENSE

The Patriots had finished in the top-10 in offense for seven straight seasons (2007-13), second only to the nine straight by New Orleans (2006-14).

The NFL record for the most consecutive seasons finishing in the top-10 in offense since the merger in 1970 is the San Francisco 49ers with 15 (1982-96).

PATRIOTS REACH 6,000 TOTAL YARDS

The Patriots finished seventh in the NFL with 6,152 total yards in 2013. It was the fifth time in team history and third straight season that the Patriots reached 6,000 yards in a season. The Patriots offense had 5,848 yards in 2014. With 4,425 yards in 2015, the Patriots are on pace for 6,436 yards.

Patriots Most Total Net Yards/Season

| |
|---------------|
| 6,848 in 2011 |
| 6,846 in 2012 |
| 6,580 in 2007 |
| 6,357 in 2009 |
| 6,152 in 2013 |

IN A RUSH FOR THE END ZONE

Since 2003, the Patriot and Kansas City are the only teams to average more than one rushing touchdown per game. The Patriots have 222 rushing touchdowns in 202 games.

RUSHING TOUCHDOWNS SINCE 2003 (REGULAR SEASON)

| | |
|--------------|-----|
| New England | 222 |
| Kansas City | 206 |
| San Diego | 198 |
| Minnesota | 198 |
| Philadelphia | 191 |
| Carolina | 188 |
| N.Y. Giants | 182 |
| Seattle | 182 |
| Atlanta | 181 |

HISTORIC SCORING CLIP

The Patriots had a historic scoring output over a three-game span in October and November 2014. New England tied a team record by scoring 40 or more points in three consecutive games from Oct. 26 to Nov. 16. The Patriots also scored 40 or more in three straight games in 2007. The Patriots have scored 40 or more points 62 times in team history, including 35 times since Bill Belichick became head coach in 2000, and 19 times since 2010.

PATRIOTS HISTORY / MOST CONSECUTIVE GAMES WITH 40+ POINTS

| Gm | Year | Game 1 | Game 2 | Game 3 |
|----|------|-------------------------|---------------------------|------------------------|
| 3 | 2014 | 10/26/14 (51-23 v. CHI) | 11/02/14 (43-21 v. DEN) | 11/16/14 (42-20 @ IND) |
| 3 | 2007 | 10/14/07 (48-27 @ DAL) | 10/21/07 (49-28 @ MIA) | 10/28/07 (52-7 v. WAS) |
| 2 | 1962 | 09/21/62 (41-16 v. DEN) | 10/06/62 (43-14 @ NYJ) | |
| 2 | 2002 | 09/15/02 (44-7 @ NYJ) | 09/22/02 (41-38 v. KC) | |
| 2 | 2008 | 12/14/08 (49-26 @ OAK) | 12/21/08 (47-7 v. ARZ) | |
| 2 | 2010 | 11/25/10 (45-24 @ DET) | 12/06/10 (45-3 v. NYJ) | |
| 2 | 2012 | 11/18/12 (59-24 v. IND) | 11/22/12 (49-19 @ NYJ) | |
| 2 | 2015 | 09/20/15 (40-32 @ BUF) | 09/27/15 (51-17 vs. JACK) | |

SCORING FLURRY

The Patriots scored three touchdowns in a 57-second span during the final two minutes of the first half against Chicago on Oct. 26, 2014 to turn a 17-7 lead into a 38-7 cushion. It was the fastest three-touchdown flurry in the NFL since the Patriots had three touchdowns in 52 seconds against the New York Jets on Nov. 22, 2012. The Patriots are one of three teams to score three touchdowns in under a minute since the 1970 merger, and are the only team to have achieved the feat twice.

NFL TEAMS TO SCORE THREE TDs IN LESS THAN 1 MINUTE

2014 New England Patriots vs. Chicago Bears (10-26-14)
2012 New England Patriots at New York Jets (11-22-12)
2002 Seattle Seahawks vs. Minnesota Vikings (9-29-02)
1998 Atlanta Falcons vs. Carolina Panthers (10-4-98)

HOW THE PATRIOTS SCORED THREE TOUCHDOWNS IN 57 SECONDS:

★ Rob Gronkowski got the scoring started by hauling in a 2-yard touchdown pass from Tom Brady with 1:57 left in the first half to make the score 24-7 and cap off a 10-play, 80-yard drive.

★ After the Patriots defense forced a quick three-and-out, a 42-yard Julian Edelman punt return gave New England possession at the Chicago 9-yard line, and Brady found Brandon LaFell for a 9-yard touchdown on the next play to give the Patriots a 31-7 lead with 1:07 left in the first half.

★ On the Bears' first play following the LaFell touchdown, Zach Moore forced a Jay Cutler fumble that was recovered by Rob Ninkovich and returned for a 15-yard touchdown and a 38-7 Patriots lead with 55 seconds left in the first half.

A COMEBACK FOR THE AGES

The Patriots came back from a 24-point deficit to defeat the Broncos, 34-31, in overtime in a Sunday Night Football matchup on Nov. 24, 2013, marking the largest comeback win in team history, after trailing 24-0 at halftime.

New England's previous best comeback win was from a 23-0 deficit to win, 38-23, vs. Seattle (9/16/84). The Patriots also came back from 22 points down to win at the New York Giants, 23-22 (12/21/96). The Patriots have come from 21 points down to win four times, most recently vs. Buffalo (1/1/12).



PATRIOTS

PLAYOFF NOTES

PATRIOTS IN THE PLAYOFFS

The Patriots have qualified for the playoffs 22 times in their 55-year history. Sixteen of those playoff berths have come in the 21 seasons since Robert Kraft purchased the team in 1994, a dramatic contrast to the six total playoff berths the team earned in its first 34 years of existence. The Patriots have won 17 division crowns, including 12 in the last 14 seasons, and have qualified as a Wild Card team on four occasions (1976, 1985, 1994 and 1998). The Patriots also qualified for the playoffs in 1982 as part of a 16-team tournament following a players' strike.

PATRIOTS PLAYOFF SEASONS (22)

| Year | How Qualified | Seed | Record | Result |
|-------|--------------------|------|--------|-----------------------|
| 2014 | Division Champions | 1 | 3-0 | Super Bowl Champions |
| 2013 | Division Champions | 2 | 1-1 | AFC Championship Game |
| 2012 | Division Champions | 2 | 1-1 | AFC Championship Game |
| 2011 | Division Champions | 1 | 2-1 | AFC Champions |
| 2010 | Division Champions | 1 | 0-1 | AFC Divisional Round |
| 2009 | Division Champions | 3 | 0-1 | Wild Card Round |
| 2007 | Division Champions | 1 | 2-1 | AFC Champions |
| 2006 | Division Champions | 4 | 2-1 | AFC Championship Game |
| 2005 | Division Champions | 4 | 1-1 | AFC Divisional Round |
| 2004 | Division Champions | 2 | 3-0 | Super Bowl Champions |
| 2003 | Division Champions | 1 | 3-0 | Super Bowl Champions |
| 2001 | Division Champions | 2 | 3-0 | Super Bowl Champions |
| 1998 | Wild Card | 6 | 0-1 | Wild Card Round |
| 1997 | Division Champions | 3 | 1-1 | AFC Divisional Round |
| 1996 | Division Champions | 2 | 2-1 | AFC Champions |
| 1994 | Wild Card | 5 | 0-1 | Wild Card Round |
| 1986 | Division Champions | 3 | 0-1 | AFC Divisional Round |
| 1985 | Wild Card | 5 | 3-1 | AFC Champions |
| 1982* | 16-Team Format | 7 | 0-1 | First Round |
| 1978 | Division Champions | 2 | 0-1 | AFC Divisional Round |
| 1976 | Wild Card | 4 | 0-1 | AFC Divisional Round |
| 1963 | Division Champions | - | 1-1 | AFL Championship Game |

*-Strike Year

28-18 Record

ALL-TIME PLAYOFF RESULTS

The Patriots have compiled a 28-18 record in their 46 playoff games and their .609 playoff winning percentage is the second-best in NFL history among teams that have played at least 15 playoff games. New England has qualified for eight Super Bowls (XX, XXXI, XXXVI, XXXVIII, XXXIX, XLII, XLVI and XLIX) and one AFL Championship Game in 1963.

PATRIOTS PLAYOFF RECORD BY ROUND

| Round | Record |
|------------------|--------------|
| First Round* | 0-1 |
| Wild Card Round | 4-3 |
| Divisional Round | 12-6 |
| AFC Championship | 8-3 |
| AFL Championship | 0-1 |
| Super Bowl | 4-4 |
| Total | 28-18 |

* 1982 Strike Season

ALL-TIME BEST NFL PLAYOFF RECORDS (Minimum 15 Postseason Games)

| Team | Wins | Losses | Win Pct. |
|------------------------------------|-----------|-----------|-------------|
| Baltimore Ravens | 15 | 8 | .652 |
| New England/Boston Patriots | 28 | 18 | .609 |
| Green Bay Packers | 31 | 20 | .608 |
| Pittsburgh Steelers | 33 | 22 | .600 |
| San Francisco 49ers | 30 | 20 | .600 |
| Oakland/L.A. Raiders | 25 | 18 | .581 |
| Dallas Cowboys | 34 | 26 | .567 |

MOST POSTSEASON WINS ALL-TIME

| Team | Wins |
|-----------------------------|-----------|
| Dallas Cowboys | 34 |
| Pittsburgh Steelers | 33 |
| Green Bay Packers | 31 |
| San Francisco 49ers | 30 |
| New England Patriots | 28 |
| Oakland Raiders | 25 |

TITLE TOWN

The Patriots have now won the AFC East for six straight seasons, besting the five straight the team won from 2003-07 for the longest streak in AFC East division history. The Patriots have won 12 of the last 14 division crowns. The Patriots have won 14 division titles in the 21 seasons since Robert Kraft bought the team in 1994.

MOST CONSECUTIVE AFC EAST TITLES

| Team | Streak | Years |
|-----------------------------|----------|----------------|
| New England Patriots | 6 | 2009-14 |
| New England Patriots | 5 | 2003-07 |
| Buffalo Bills | 4 | 1988-91 |
| Miami Dolphins | 4 | 1981, 1983-85* |
| Miami Dolphins | 4 | 1971-74 |
| Baltimore Colts | 3 | 1975-77 |
| Buffalo Bills | 3 | 1964-66@ |

*Due to 1982 strike, the NFL played just a nine-game season and the standings were not divided into divisions that season.

@AFL

The Patriots are one of six teams to win six consecutive division titles in NFL history, trailing just the Los Angeles Rams, who won seven straight NFC West titles from 1973-79.

MOST CONSECUTIVE DIVISION TITLES

| Team | Division | Titles | Years |
|-----------------------------|------------------------|----------|----------------|
| Los Angeles Rams | NFC West | 7 | 1973-79 |
| New England Patriots | AFC East | 6 | 2009-14 |
| Pittsburgh Steelers | AFC Central | 6 | 1974-79 |
| Minnesota Vikings | NFC Central | 6 | 1973-78 |
| Dallas Cowboys | NFL Capitol/NFC East | 6 | 1966-71 |
| Cleveland Browns | American/Eastern Conf. | 6 | 1950-55 |
| New England Patriots | AFC East | 5 | 2003-07 |
| Indianapolis Colts | AFC South | 5 | 2003-07 |
| Dallas Cowboys | NFC East | 5 | 1992-96 |
| San Francisco 49ers | NFC West | 5 | 1986-90 |
| Chicago Bears | NFC Central | 5 | 1984-88 |
| Oakland Raiders | AFC West | 5 | 1972-76 |

HOME DOMINANCE

The Patriots have a 17-4 (.810) all-time record in home playoff games.

The Patriots' .800 winning percentage at home in the postseason is second among teams with at least 10 home playoff games.

| TEAM | RECORD | PCT. |
|--------------------|-------------|-------------|
| Seattle | 11-2 | .846 |
| New England | 17-4 | .810 |
| Oakland | 19-5 | .792 |
| Green Bay | 17-5 | .773 |
| Buffalo | 10-3 | .769 |
| Washington | 13-4 | .765 |
| Denver | 15-5 | .750 |
| Dallas | 20-8 | .714 |



PATRIOTS

PLAYOFF NOTES

WINNING TANDEM

Bill Belichick and Tom Brady are the winningest coach and quarterback tandem in the postseason and continued to build on their success in 2014.

| <u>Quarterback/Head Coach</u> | <u>Postseason wins</u> |
|---------------------------------|------------------------|
| Bill Belichick/Tom Brady | 21 |
| Chuck Noll/Terry Bradshaw | 14 |
| Tom Landry/Roger Staubach | 11 |

NFL MARK FOR MOST FIRST-ROUND BYES

The Patriots earned a first-round bye in the 2014 NFL playoffs and lead the NFL with 10 first-round byes since the current NFL playoff format was instituted in 1990. The Patriots earned a first-round bye for the fifth consecutive season, becoming the first team in NFL history to do so. Dallas and San Francisco earned four straight byes from 1992 through 1995.

MOST SEASONS EARNING A BYE SINCE 12-TEAM PLAYOFF FORMAT IN 1990

| | |
|--------------------|-----------|
| New England | 10 |
| Pittsburgh | 8 |
| San Francisco | 8 |
| Denver | 7 |





PATRIOTS FOOTBALL Network

The **Patriots Football Network (PFN)** is the full portfolio of media offerings from the three-time Super Bowl Champion New England Patriots. PFN provides Patriots content produced both in-house and with media partners spanning print, television, radio and the Internet.

PATRIOTS ALL ACCESS

The Emmy Award-winning "Patriots All-Access" airs weekly throughout the season on WBZ-TV Channel 4 in Boston and regional affiliates in Hartford, Providence and Springfield, Mass., Burlington, Vt., Portland and Bangor, Maine. "Patriots All-Access" features exclusive behind-the-scenes access and in-depth weekly features on Patriots players and personnel. Hosted by WBZ's Steve Burton, the show features weekly sit-downs with Bill Belichick, including the popular "Belestrator" segment where the coach breaks down upcoming opponents.

"Patriots All-Access" airs Fridays from 7-8 p.m. on **WBZ-TV** and Sunday from 9-10 a.m. on **myTV38** in Boston. **Check local listings for airtime.**

Check your local listings for airtime.



TOTALLY PATRIOTS



Totally Patriots is a unique, one-of-a-kind Patriots show aimed for the next generation of Patriots fans. This weekly, youth-oriented football show allows school-aged fans unprecedented access to their favorite players, enabling them to ask questions in a relaxed informal setting.

PATRIOTS TODAY AND PATRIOTS THIS WEEK

PATRIOTS TODAY: Available daily at Patriots.com.

PATRIOTS THIS Week: Insider information. Passionate debate. Timely analysis. That's what "Patriots This Week" delivers. The show, hosted by Bob Socci with former Patriots Scott Zolak and Matt Chatham, is a fast-paced, half-hour of football talk. From breaking down the previous contest to game planning the next opponent, there's no better way to get ready for football than "Patriots This Week" — every Friday night at 10:30 p.m. on Comcast SportsNet

PATRIOTS.COM

NEWS

Patriots.com features daily updates and exclusive content from the writers of Patriots Football Weekly, offering everything from breaking news to player features and the popular "Ask PFV" postings.

VIDEO

The first professional sports team website to offer streaming video provides Patriots fans with a variety of exclusive video content. Visitors can choose their channel and watch exclusive video from news to cheerleaders. Patriots.com also features video of every Patriots press conference, including postgame press conferences and Coach Belichick's weekday media updates.

AUDIO

Patriots Web Radio programming is available exclusively on Patriots.com beginning at noon each day, Monday through Friday. Kicking off the programming lineup is PFW In Progress, a daily online program that features candid commentary from the writers of Patriots Football Weekly. Following PFW In Progress is Patriots Playbook, hosted by John Rooke, featuring items from around the NFL. Fantasy Football Champs and Football Nation round out the Patriots.com radio lineup. Patriots.com also offers streaming audio of every Patriots press conference, as well as archives of Patriots.com Radio shows and exclusive podcasts.

PATRIOTS MONDAY ON WEEI

WEEI Sports Radio broadcasts Patriots Monday each week, offering fans unique insight and analysis from Coach Belichick and Tom Brady in addition to other Patriots players. WEEI will broadcast Patriots Monday live from Gillette Stadium each Monday, kicking off with Dennis & Callahan at 6 a.m.

PATRIOTS FRIDAY ON WAAF

WAAF broadcasts Patriots Friday each week, offering fans a look ahead at the weekend's game, match ups and rivalries. Various Patriots players will be featured on air. WAAF will broadcast Patriots Fridays each week throughout the season with Greg Hill from the Hill-Man Morning Radio Show.

98.5 THE SPORTS HUB PATRIOTS RADIO NETWORK

98.5 The Sports Hub is the Patriots' flagship station, broadcasting every Patriots game across its FM radio network and featuring broadcasting duo Bob Socci and Scott Zolak. Three hours prior to kickoff, during halftime and after the game, Marc Bertrand and Chris Gasper will be serving up all the pregame and postgame news and notes, including live sound from the postgame press conferences.



FLAGSHIP STATION

| | |
|----------------------|----------|
| WBZ-FM...Boston | 98.5 FM |
| Massachusetts | |
| WBZ-FM...Boston | 98.5 FM |
| WAQY...Springfield | 102.1 FM |
| WBEC...Pittsfield | 1420 AM |
| WPKZ...Fitchburg | 1280 AM |
| WNAW...North Adams | 1230 AM |
| WBSM...New Bedford | 1420 AM |
| WPVQ...Greenfield | 95.3 FM |
| WSAR...Fall River | 1480 AM |
| WWFX...Worcester | 100.1 FM |
| WXTK...Hyannis | 95.1 FM |
| WMRC...Milford | 1490 AM |
| Maine | |
| WBLM...Portland | 102.9 FM |
| WEBB...Augusta | 98.5 FM |
| WEZQ...Bangor | 92.9 FM |
| WEGP...Presque Isle | 1390 AM |

Connecticut

| | |
|-------------------|----------|
| WTIC...Hartford | 1080 AM |
| WINY...Putnam | 1350 AM |
| WMOS...New London | 102.3 FM |
| WGCH...Greenwich | 1490 AM |
| WINE...Brookfield | 940 AM |

New Hampshire

| | |
|-------------------------|----------|
| WFNQ...Nashua | 106.3 FM |
| WPKQ...North Conway | 103.7 FM |
| WSAK...Hampton | 102.1 FM |
| WSHK...Portsmouth/Dover | 105.3 FM |
| WNNH...Concord | 99.1 FM |
| WLNH...Laconia | 98.3 FM |
| WEMJ...Laconia | 1490 AM |
| WINQ...Keene | 98.7 FM |
| WXXX...Lebanon | 100.5 FM |

Vermont

| | |
|-------------------------|----------|
| WCPV...Burlington | 101.3 FM |
| WDVT...Rutland | 94.5 FM |
| WIKE...Newport | 1490 AM |
| WKVT...Brattleboro | 92.7 FM |
| WRFK...Barre/Montpelier | 107.1 FM |
| WSTJ...St. Johnsbury | 1340 AM |

Rhode Island

| | |
|-------------------|---------|
| WPRO...Providence | 630 AM |
| WEAN...Providence | 99.7 FM |

New York

| | |
|--------------------|----------|
| WINU...Albany | 104.9 FM |
| WENU...Glens Falls | 1410 AM |
| WHTK...Rochester | 1280 AM |



WINNINGEST PRO SPORTS TEAM SINCE 1994

PATRIOTS ARE SECOND WINNINGEST PRO SPORTS FRANCHISE SINCE 1994

Since the 1994 season, the Patriots have won 68.9 percent of their regular season games (239-108), compiling the highest winning percentage in major American professional sports over that period. Since 1994, there have been 145 franchises that have fielded teams in the five major American sports leagues (NFL, MLB, NBA, NHL and MLS).

HIGHEST WINNING PERCENTAGE IN MAJOR AMERICAN PROFESSIONAL SPORTS, 1994-PRESENT

(Regular Season – Includes National Football League, Major League Baseball, National Basketball Association, National Hockey League and Major League Soccer)

Records updated through games of November 30, 2015

| Rk | Team | Lg | W | L | T/OTL | Pct. |
|----|-------------------------------------|------------|------------|------------|----------|--------------|
| 1 | New England Patriots | NFL | 239 | 108 | 0 | 0.689 |
| 2 | San Antonio Spurs | NBA | 1160 | 532 | 0 | 0.686 |
| 3 | Detroit Red Wings | NHL | 934 | 436 | 226 | 0.656 |
| 4 | Green Bay Packers | NFL | 223 | 123 | 1 | 0.644 |
| 5 | Pittsburgh Steelers | NFL | 217 | 129 | 1 | 0.627 |
| 6 | Denver Broncos | NFL | 212 | 135 | 0 | 0.611 |
| 6 | Los Angeles Lakers | NBA | 1029 | 661 | 0 | 0.609 |
| 8 | Indianapolis Colts | NFL | 211 | 136 | 0 | 0.608 |
| 9 | New Jersey Devils | NHL | 846 | 531 | 218 | 0.599 |
| 10 | Seattle Sounders FC | MLS | 109 | 67 | 54 | 0.591 |
| 11 | Dallas Stars | NHL | 832 | 547 | 217 | 0.589 |
| 11 | New York Yankees | MLB | 2057 | 1436 | 0 | 0.589 |
| 13 | Philadelphia Flyers | NHL | 796 | 541 | 246 | 0.581 |
| 15 | Utah Jazz | NBA | 981 | 709 | 0 | 0.580 |
| 13 | Colorado Avalanche/Quebec Nordiques | NHL | 823 | 567 | 206 | 0.580 |
| 16 | Dallas Mavericks | NBA | 973 | 719 | 0 | 0.575 |
| 17 | St. Louis Blues | NHL | 798 | 571 | 226 | 0.571 |
| 17 | Miami Heat | NBA | 959 | 721 | 0 | 0.571 |
| 19 | Oklahoma City/Seattle Thunder | NBA | 963 | 729 | 0 | 0.569 |
| 19 | Phoenix Suns | NBA | 961 | 730 | 0 | 0.568 |
| 21 | Los Angeles Galaxy | MLS | 295 | 210 | 123 | 0.568 |
| 22 | Boston Bruins | NHL | 779 | 571 | 244 | 0.565 |
| 23 | Atlanta Braves | MLB | 1972 | 1524 | 0 | 0.564 |
| 24 | San Jose Sharks | NHL | 790 | 588 | 217 | 0.563 |
| 24 | Pittsburgh Penguins | NHL | 801 | 600 | 193 | 0.563 |
| 26 | Houston Rockets | NBA | 945 | 747 | 0 | 0.559 |
| 27 | Vancouver Canucks | NHL | 777 | 592 | 228 | 0.558 |
| 28 | Indiana Pacers | NBA | 939 | 750 | 0 | 0.556 |
| 29 | Ottawa Senators | NHL | 772 | 600 | 223 | 0.554 |
| 30 | Philadelphia Eagles | NFL | 190 | 155 | 1 | 0.551 |
| 31 | Washington Capitals | NHL | 769 | 608 | 217 | 0.551 |
| 32 | Baltimore Ravens | NFL | 172 | 142 | 1 | 0.548 |
| 33 | Nashville Predators | NHL | 616 | 501 | 174 | 0.545 |
| 34 | Boston Red Sox | MLB | 1903 | 1595 | 0 | 0.544 |
| 35 | Montreal Canadiens | NHL | 757 | 618 | 222 | 0.544 |
| 35 | St. Louis Cardinals | MLB | 1898 | 1597 | 0 | 0.543 |
| 37 | Portland TrailBlazers | NBA | 913 | 779 | 0 | 0.540 |
| 37 | New York Rangers | NHL | 761 | 636 | 200 | 0.539 |
| 37 | Minnesota Wild | NHL | 531 | 443 | 162 | 0.539 |
| 41 | Anaheim Ducks | NHL | 749 | 626 | 222 | 0.539 |
| 42 | Chicago Blackhawks | NHL | 737 | 617 | 233 | 0.538 |
| 40 | San Francisco 49ers | NFL | 186 | 160 | 1 | 0.537 |
| 43 | Dallas Cowboys | NFL | 185 | 162 | 0 | 0.533 |
| 44 | Los Angeles Dodgers | MLB | 1862 | 1635 | 0 | 0.532 |
| 45 | Minnesota Vikings | NFL | 184 | 162 | 1 | 0.532 |
| 47 | Seattle Seahawks | NFL | 184 | 163 | 0 | 0.530 |
| 45 | Houston Dynamo | MLS | 123 | 104 | 95 | 0.530 |
| 47 | Los Angeles/Anaheim/CA Angels | MLB | 1850 | 1649 | 0 | 0.529 |
| 49 | Buffalo Sabres | NHL | 735 | 648 | 213 | 0.527 |
| 49 | Chicago Fire | MLS | 230 | 200 | 135 | 0.527 |

NOTES: This analysis uses NFL rules when calculating winning percentage, counting ties as a half-win and a half-loss. For NHL teams, overtime losses (OTL) and ties from 2001-2004 (the NHL abolished ties in 2005-2006 and instituted a shootout system) are counted as ties when calculating winning percentage.

HIGHEST WINNING PERCENTAGE AMONG BOSTON-AREA MAJOR PROFESSIONAL SPORTS TEAMS, 1994-PRESENT

(Rankings listed below are each team's overall ranking among the 145 major American pro sports teams)

Records updated through games of November 30, 2015

| Rank | Team | Lg. | W | L | T/OTL | Pct. |
|------|-----------------------------|------------|------------|------------|----------|--------------|
| 1 | New England Patriots | NFL | 239 | 108 | 0 | 0.689 |
| 22 | Boston Bruins | NHL | 779 | 571 | 244 | 0.565 |
| 34 | Boston Red Sox | MLB | 1903 | 1595 | 0 | 0.544 |
| 87 | Boston Celtics | NBA | 826 | 860 | 0 | 0.490 |
| 99 | New England Revolution | MLS | 239 | 267 | 123 | 0.478 |