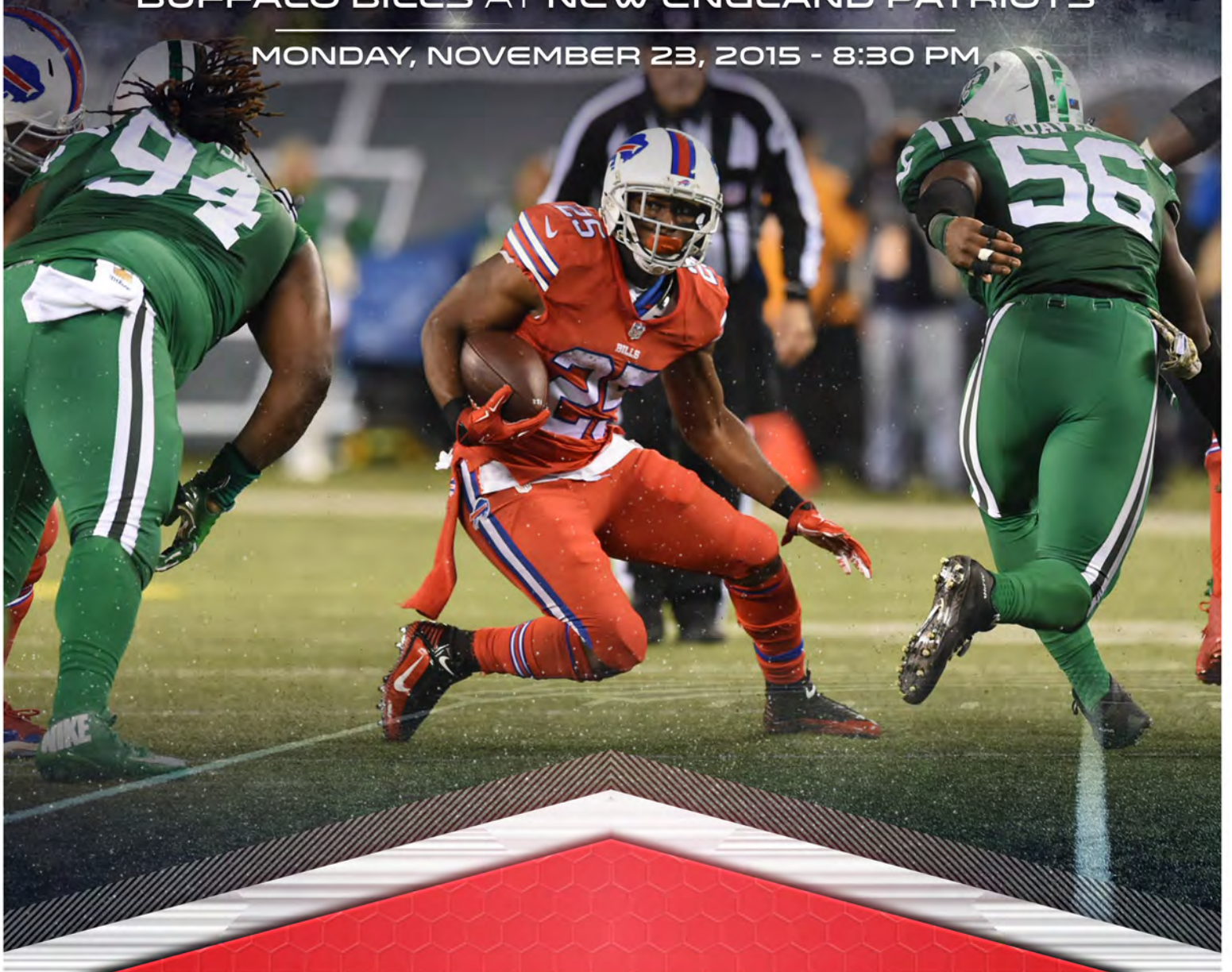


BUFFALO BILLS 2015 WEEKLY RELEASE



REGULAR SEASON WEEK 11 :
BUFFALO BILLS AT NEW ENGLAND PATRIOTS

MONDAY, NOVEMBER 23, 2015 - 8:30 PM





REGULAR SEASON WEEK 11 : BUFFALO BILLS (5-4) AT NEW ENGLAND PATRIOTS (9-0) MONDAY, NOVEMBER 23, 2015 8:30PM ESPN

BILLS TAKE ON PATRIOTS IN PRIMETIME

The Buffalo Bills will take on the New England Patriots on Monday night at Gillette Stadium in the second of back-to-back primetime games for Buffalo. Kickoff is scheduled to take place at 8:30 p.m. ET. Monday's game will be the 112th regular season meeting between Buffalo and New England.

With a win over the Patriots on Monday, the Bills will:

- **Win three straight games for the first time since 2011**
- **Win four divisional games for the second straight year for the first time since 1998 and 1999.**

BILLS-PATRIOTS REGULAR SEASON SERIES

- Overall regular season record: 42-68-1
- Bills on the road at Patriots: 20-25
- Last meeting on the road: 12/28/14, W 17-9
- First regular season meeting: 9/23/1960, W 13-0 at Boston
- Last regular season meeting: 9/20/2015, L 32-40 at Buffalo

Buffalo will travel to Kansas City to take on the Chiefs in its next game in week 12 at Arrowhead Stadium on Sunday, November 29th. Kickoff is scheduled for 1:00 p.m. ET.

2015 SCHEDULE (5-4)

WEEK	DATE	OPPONENT	TIME/RESULT
1	9/13/15	INDIANAPOLIS COLTS	W, 27-14
2	9/20/15	NEW ENGLAND PATRIOTS	L, 32-40
3	9/27/15	at Miami Dolphins	W, 41-14
4	10/4/15	NEW YORK GIANTS	
5	10/11/15	at Tennessee Titans	W, 14-13
6	10/18/15	CINCINNATI BENGALS	L, 21-34
7	10/25/15	at Jacksonville Jaguars (London)	L, 31-34
8	11/1/15	BYE WEEK	
9	11/8/15	MIAMI DOLPHINS	W, 33-17
10	11/12/15	at New York Jets	W, 22-17
11	11/23/15	at New England Patriots	8:30 p.m. (ESPN)
12	11/29/15	at Kansas City Chiefs	1:00 p.m. (CBS)
13	12/6/15	HOUSTON TEXANS	1:00 p.m. (CBS)
14	12/13/15	at Philadelphia Eagles	1:00 p.m. (CBS)
15	12/20/15	at Washington Redskins	1:00 p.m. (CBS)
16	12/27/15	DALLAS COWBOYS	1:00 p.m. (FOX)
17	1/3/16	NEW YORK JETS	1:00 p.m. (CBS)

Scott Berchtold - Senior Vice President/Communications
scott.berchtold@bills.nfl.net :: 716-312-8701

Kevin Kearns - Media Relations Coordinator
kevin.kearns@bills.nfl.net :: 716-312-8704

Chris Jenkins - Executive Director of Media Relations
chris.jenkins@bills.nfl.net :: 716-312-8702

Chris Fanelli - Media Relations Assistant
chris.fanelli@bills.nfl.net :: 716-312-8717

NATIONAL TELEVISION: ESPN
PRODUCER: Jay Rothman
DIRECTOR: Chip Dean
PLAY-BY-PLAY: Mike Tirico
COLOR ANALYST: Jon Gruden
SIDELINE: Lisa Salters



BILLS RADIO NETWORK

FLAGSHIP: Buffalo - WGR550 (550AM); Toronto - Fan 590; Rochester - WCMF (96.5) and WROC (950AM); Syracuse - WTKW (99.5/WTKV 105.5)
PLAY-BY-PLAY: John Murphy (28th year, 12th as play-by-play)
COLOR ANALYST: Mark Kelso (10th year)
SIDELINE: Sal Capaccio (2nd year)

WESTWOOD ONE RADIO

PLAY-BY-PLAY: Kevin Harlan
COLOR ANALYST: Boomer Esiason
SIDELINE: Steve Tasker

MEDIA SCHEDULE

TUESDAY, NOV. 17

Practice: 11:00 AM (Stretch & Individual only)
Coach Ryan Available: Post-Practice
Player Availability: Post-Practice

WEDNESDAY, NOV. 18

Bill Belichick Conference Call: 9 a.m.
Rob Gronkowski Conference Call: 11:45 a.m.

THURSDAY, NOV. 19

Coach Ryan Available: 10:45 AM
Practice: 11:45 AM (Stretch & Individual only)
Player Availability: Post-Practice
Assistant Coaches Available Upon Request

FRIDAY, NOV. 20

Practice: 11:30 AM (Stretch & Individual only)
Coach Ryan Available: Post-Practice
Player Availability: Post-Practice

SATURDAY, NOV. 21

Practice: 11:00 AM (Stretch & Individual only)
Coach Ryan Available: Post-Practice
Player Availability: Post-Practice

SUNDAY, NOV. 22

No Media Availability

MONDAY, NOV. 23

8:30 p.m. Bills at Patriots @ Gillette Stadium

Kristy Boncal - Assistant to the SVP of Media & Content & Media Relations Dept.
kristy.boncal@bills.nfl.net :: 716-312-8620



2-Pt Conv: McCoy, TM 1-3, OPP 3-4
SACKS: Hughes 3, M. Williams 3, Dareus 2, Bradham 1, Charles 1,
Graham 1, Robey 1, Ky. Williams 1, D. Williams 1, TM 14, OPP 27
FUM/LOST: Taylor 3/0, Manuel 2/1, Clay 1/0, Harvin 1/0, Herron 1/0,
McCoy 1/1, Moore 1/1, Schmidt 1/0, Thigpen(TM) 1/0, E. Wood 1/0, Woods 1/1

* PASSING	Att	Cmp	Yds	Cmp%	Yds/Att	TD	TD%	Int	Int%	Long	Sack/Lost	Rating
Taylor	176	124	1436	70.5	8.16	11	6.3	4	2.3	63	21/ 153	106.2
Manuel	84	52	561	61.9	6.68	3	3.6	3	3.6	58t	6/ 45	78.5
Hogan	1	1	4	100.0	4.00	0	0.0	0	0.0	4	0/ 0	83.3
TEAM	261	177	2001	67.8	7.67	14	5.4	7	2.7	63	27/ 198	97.2
OPPONENTS	357	209	2341	58.5	6.56	17	4.8	10	2.8	51t	14/ 72	82.4



BILLS 2015 REGULAR SEASON STATISTICS

WEEK 11 - THROUGH MONDAY, NOVEMBER 16, 2015

2015 DEFENSIVE STATS

DEFENSIVE TACKLES

PLAYER	Solo	Assist	TFL	TOTAL
C. Graham	56	18	3	74
P. Brown	35	32	2	67
N. Bradham	35	13	3	48
R. Darby	43	4	3	47
S. Gilmore	27	0	0	27
N. Robey	22	5	0	27
J. Hughes	19	8	4	27
M. Dareus	19	7	3	26
B. Rambo	18	4	0	22
C. Bryant	11	10	1	21
D. Williams	17	3	3	20
M. Lawson	14	5	2	19
A. Williams	9	6	0	15
Ky. Williams	6	8	2	14
Ma. Williams	11	3	4	14
L. McKelvin	9	1	1	10
S. Charles	4	2	0	6
A. Carrington	4	2	0	6
I. Enemkpali	2	0	0	2
Mar. Butler	1	0	0	1
A. Tarpley	1	0	0	1
TOTAL	363	131	31	494

DEFENSIVE FUMBLE RECOVERIES

P. Brown	1
C. Graham	1
J. Hughes	1
R. Johnson	1
B. Rambo	1
D. Williams	1
TOTAL	6

PASSES DEFENSED

R. Darby	18
S. Gilmore	15
N. Bradham	4
A. Williams	4
P. Brown	4
J. Hughes	3
M. Butler	2
N. Robey	2
C. Graham	2
L. McKelvin	1
B. Rambo	1
M. Lawson	1
TOTAL	57

QUARTERBACK SACKS

Ma. Williams	3.0
J. Hughes	3.0
M. Dareus	2.0
N. Bradham	1.0
S. Charles	1.0
C. Graham	1.0
N. Robey	1.0
D. Williams	1.0
Ky. Williams	1.0
TOTAL	14.0

DEFENSIVE FUMBLES FORCED

J. Hughes	2
B. Rambo	2
P. Brown	1
S. Charles	1
TOTAL	6

INTERCEPTIONS

P. Brown	2
R. Darby	2
S. Gilmore	2
C. Graham	2
B. Rambo	1
A. Williams	1
TOTAL	10

SPECIAL TEAMS TACKLES

PLAYER	Solo	Assist	TOTAL
J. Meeks	6	2	8
R. Brooks	6	1	7
A. Dixon	5	0	5
R. Johnson	4	1	5
M. Easley	4	1	5
B. Rambo	2	1	3
P. Brown	3	0	3
C. Graham	3	0	3
M. Butler	2	1	3
M. Lawson	1	1	2
C. Hogan	2	0	2
R. Woods	2	0	2
N. Robey	1	1	2
D. Carpenter	1	0	1
G. Sanborn	1	0	1
D. Williams	1	0	1
TOTAL	44	9	53

2015 AFC EAST STANDINGS

TEAM	W	L	HOME	ROAD	PF	PA
New England	9	0	5-0	4-0	303	169
Buffalo	5	4	2-3	3-1	231	207
New York	5	4	3-2	2-2	217	184
Miami	4	5	1-2	3-3	191	225

BILLS 2015 RANKINGS

OFFENSE

Category	Total	AFC Rank	NFL Rank
Total Yards/Game	342.7	12th	23rd
Points Per Game	25.7	3rd	6th
Passing Yards/Game	200.3	16th	29th
Passing Yards/Attempt	6.9	7th	18th
Interceptions	7	T-5th	T-10th
Rushing Yards/Game	143.2	1st	2nd
Rushing Yards/Play	4.8	3rd	5th
Times Sacked	27	T-11th	25th
1st Downs/Game	18.3	15th	T-28th
3rd Down Efficiency	36%	10th	T-18th
4th Down Efficiency	38%	T-11th	T-26th
Time of Possession	30:18	9th	18th
Punt Return Average	8.1	9th	19th
Kick Return Average	17.5	15th	31st
Net Punt Average	47.8	4th	5th
Field Goal Percentage	86%	6th	T-14th

DEFENSE

Category	Total	AFC Rank	NFL Rank
Total Yards/Game	349.6	8th	16th
Points Per Game	23	7th	15th
Passing Yards/Game	252.1	8th	18th
Passing Yards/Attempt	6.3	6th	12th
Interceptions	10	2nd	T-7th
Rushing Yards/Game	97.4	7th	9th
Rushing Yards/Play	4.1	10th	12th
Sacks	14	15th	29th
1st Downs/Game	21	T-12th	T-23rd
3rd Down Efficiency	37%	6th	T-12th
4th Down Efficiency	25%	T-1st	T-1st
Time of Possession	29:42	6th	14th
Punt Return Average	8.6	9th	17th
Kick Return Average	16.7	1st	1st
Net Punt Average	44.9	9th	19th
Field Goal Percentage	92%	15th	26th

>>> THE BILLS ARE
SECOND IN THE NFL
IN RUSHING YARDS
PER GAME.



LAST GAME: BILLS-JETS

REGULAR SEASON WEEK 10 – Bills 22, Jets 17 November 12th, 2015 – MetLife Stadium, 78,160

The Buffalo Bills won their fifth game of the season to improve to 5-4 in Head Coach Rex Ryan's return to the Meadowlands.

Turnovers helped the Bills secure their third road win of the season, as they forced two interceptions and two fumbles, one of which was returned for a touchdown. The Bills also managed to stop the Jets on two key fourth down plays to keep the Jets from putting points on the board.

The defense was led by S Bacarri Rambo. Rambo forced two fumbles and had the game sealing interception to stop the Jets last drive. He also had two tackles and one pass defended. S Corey Graham also had an interception and rookie Ronald Darby led the team in passes defended with three. Duke Williams returned a special teams fumble for a touchdown to increase the Bills lead to six and the Bills never looked back.

The Buffalo offense was led by the play of LeSean McCoy who for the second straight game rushed for 112 yards. McCoy also contributed 47 yards receiving, having 159 of the Bills 280 yards of offense. Karlos Williams scored the teams lone offensive touchdown. With the touchdown, Williams became the second player in NFL history to score a touchdown in his first six games.

The Jets offense was led by the play of QB Ryan Fitzpatrick who went 15-34 for 193 yards, with two touchdowns and two interceptions. On the ground Chris Ivory managed 99 yards on 18 carries, and one fumble.

TEAM	1	2	3	4	Final
JETS	3	0	7	7	17
BILLS	0	12	10	0	22

TM	QTR.	TIME	SCORING PLAY	DRIVE	SCR
NYJ	1	4:01	R. Bullock 29 yd. Field Goal	10-76, 4:57	0-3
BUF	2	5:47	D. Carpenter 47 yd. Field Goal	4-5, 1:28	3-3
BUF	2	5:38	Du. Williams 19 yd. fumble return (kick failed, w/)	—, —	9-3
BUF	2	0:03	D. Carpenter 41 yd. Field Goal	12-57, 4:47	12-3
BUF	3	11:15	Ka. Williams 26 yd. pass from T. Taylor (D. Carpenter kick)	7-80, 3:45	19-3
BUF	3	8:42	D. Carpenter 29 yd. Field Goal	5-12, 2:24	22-3
NYJ	3	4:39	B. Marshall 14 yd. pass from R. Fitzpatrick (R. Bullock kick)	8-80, 4:03	22-10
NYJ	4	7:23	E. Decker 31 yd. pass from R. Fitzpatrick (R. Bullock kick)	9-69, 2:51	22-17

	NYJ	BUF
First Downs	15	13
Rushes-Yards	24-128	33-148
Net Passing Yards	190	132
Total Net Yards	280	318
Passing (A-C-I)	34-15-2	27-17-0
Sacked by Opp.	1-3	4-26
Punts-Average	5-51.6	8-43.4
Fumbles-Lost	2-2	1-0
Penalties	3-20	5-44
Time of Poss.	26:44	33:16

RUSHING

JETS: C. Ivory 18-99; R. Fitzpatrick 3-30; S. Ridley 3-(-1)

BILLS: L. McCoy 19-112; Ka. Williams 7-24; T. Taylor 6-12; C. Schmidt 1-0

PASSING

JETS: R. Fitzpatrick 15-35 193, 2 TD, 2 INT

BILLS: T. Taylor 17-27 158, 1 TD

RECEIVING

JETS: E. Decker 6-85 1 TD; B. Marshall 3-23 1 TD; C. Ivory 2-36; D. Smith 1-22; T. Bohanon 1-18; J. Kerley 1-7; K. Thomkins 1-2

BILLS: C. Clay 5-52; L. McCoy 5-47; R. Woods 3-19; S. Watkins 3-14; Ka. Williams 1-26 1 TD

WHAT TO LOOK FOR...

Head Coach Rex Ryan

- Looking to become the fourth Head Coach in franchise history to win his first two primetime games (Lou Saban, Marv Levy and Wade Phillips)

OFFENSE

QB Tyrod Taylor

- With 40 or more yards rushing, will become second QB in franchise history with five or more games of 40+ yards rushing in one season (Doug Flutie, 1999)
- Needs seven completions for 150 in his career
- Looking to become the fourth quarterback in franchise history to win his first two primetime games as the starting quarterback (Joe Ferguson, Jim Kelly and Doug Flutie)

WR Sammy Watkins

- Needs one receiving touchdown to become fifth Bills player with 10+ receiving TDs over first two pro seasons.
- Needs 13 catches for 100 in his career
- Needs 189 yards for 1,500 in his career

RB Karlos Williams

- Looking to become the first player in NFL history with a touchdown in each of his first seven games played. Currently tied with New England RB Robert Edwards in 1998
- With a touchdown, would tie Cookie Gilchrist for the second most consecutive games with a touchdown in franchise history

RB LeSean McCoy

- Needs 41 receiving yards to reach 2,500 for his career
- Looking to rush for over 100 yards for three straight games for the first time in his career
- Needs 221 yards from scrimmage to reach 10,000 for his career

T Seantrel Henderson

- Will start in the 25th game of his career

DEFENSE

DE Mario Williams

- Needs one sack for 95 in his career

DE Jerry Hughes

- Needs two sacks for 30.0 in his career and 25.0 as a Bill

DT Marcell Dareus

- Needs three tackles for a loss for 40 in his career

CB Ronald Darby

- Needs two passes defended to reach 20 on the season
- Needs six passes defended to set a franchise record with 24 on the season (Nate Odomes 23, 1991)

CB Stephon Gilmore

- Needs three passes defended for 50 in his career
- Needs two interceptions for 10 in his career

S Corey Graham

- Will play in his 135th consecutive game
- Needs eight tackles to set a career high. Current high is 81 in 2008.

SPECIAL TEAMS

K Jordan Gay

- Needs two touchbacks for 75 in his career



QUOTE OF THE WEEK

Bills Head Coach Rex Ryan on the play of Bacarri Rambo and the rest of the secondary:

"He had the one interception and forced two fumbles. He played a great game, obviously, a tremendous game. Chris Ivory's a stud and he's able to wrestle the ball out of his hands one time, makes a great play on the kickoff. He just did a tremendous job and I can't tell you how great it is. We roll all those guys back there and it's a tough thing, they all want to be starters but they all start in some capacity and all those guys did a tremendous job for us."

BILLS-PATRIOTS SERIES HIGHS

RUSHING YARDS

Bills: 250, O.J. Simpson 9/16/73 @ NE

Patriots: 189, LeGarrette Blount 12/29/13 @ NE

RECEIVING YARDS

Bills: 177, Eric Moulds 11/29/98 @NE

Patriots: 217, Wes Welker 9/25/11 @BUF

PASSING YARDS

Bills: 369, Ryan Fitzpatrick 9/25/11 @ BUF

Patriots: 466, Tom Brady 9/21/15 @BUF

TALE OF THE TAPE - 2015 STATS

Bills	Category	Patriots
5-4	Record	9-0
231	Points Scored	303
207	Points Allowed	169
28	Touchdowns Scored	34
25	Touchdowns Allowed	19
11	Rushing TDs	10
14	Passing TDs	24
3	Return TDs	0
6	Rushing TDs Allowed	4
17	Passing TDs Allowed	14
2	Return TDs Allowed	1
27/198	Sacked/Yards Lost	21/110
14/4	Fumbles/Lost	9/4
7	Had Intercepted	3
12/14	Field Goals Made/Attempted	21/21
342.7	Average Yards Per Game	418.7
349.6	Opp. Average Yards Per Game	343.8
142.3	Average Rushing Yards Per Game	92.8
97.4	Opp. Avg. Rushing Yards Per Game	88.2
200.3	Average Passing Yards Per Game	325.9
252.1	Opp. Avg. Passing Yards Per Game	255.6
+5	Turnover Ratio	+6
30:18	Average Time of Possession	30:34
23rd/2nd/29th	NFL Rank-Total Offense/Run/Pass	2nd/27th/2nd
16th/9th/18th	NFL Rank-Total Defense/Run/Pass	15th/2nd/22nd
Vs. Houston	Next Week	@ Denver

2015 BILLS / PATRIOTS LEADERS

BILLS

PASSING

Tyrod Taylor – 1,436 yards

EJ Manuel – 561 yards

RUSHING

LeSean McCoy – 528 yards

Karlos Williams – 360 yards

Tyrod Taylor – 243 yards

EJ Manuel – 58 yards

Boom Herron – 37 yards

RECEIVING

Charles Clay – 408 yards

Sammy Watkins – 329 yards

Robert Woods – 314 yards

Chris Hogan – 235 yards

Percy Harvin – 218 yards

LeSean McCoy – 177 yards

Chris Gragg – 104 yards

Karlos Williams – 72 yards

Boobie Dixon – 40 yards

POINTS

Dan Carpenter – 59

Karlos Williams – 42

LeSean McCoy – 20

Sammy Watkins – 18

Charles Clay – 12

Tyrod Taylor – 12

Chris Hogan – 12

Robert Woods – 12

INTERCEPTIONS

Preston Brown – 2

Ronald Darby – 2

Stephon Gilmore – 2

Corey Graham – 1

Aaron Williams – 1

SACKS

Jerry Hughes – 3.0

Mario Williams – 3.0

Marcell Dareus – 2.0

Stephan Charles – 1.0

Corey Graham – 1.0

Nickell Robey – 1.0

Nigel Bradham – 1.0

Duke Williams – 1.0

Kyle Williams – 1.0

TACKLES

Corey Graham – 74

Preston Brown – 67

Nigel Bradham – 48

Ronald Darby – 47

Stephon Gilmore – 27

Nickell Robey – 27

Jerry Hughes – 27

PATRIOTS

Tom Brady – 3,043 yards

LaGarrette Blount – 513 yards

Dion Lewis – 234 yards

Tom Brady – 28 yards

Julian Edelman – 23 yards

James White – 20 yards

Rob Gronkowski – 806 yards

Julian Edelman – 692 yards

Danny Amendola – 403 yards

Dion Lewis – 388 yards

Brandon LaFell – 240 yards

Scott Chandler – 137 yards

Aaron Dobson – 124 yards

Keshawn Martin – 95 yards

James White – 58 yards

Stephen Gostkowski – 97

Rob Gronkowski – 48

LaGarrette Blount – 42

Julian Edelman – 42

Dion Lewis – 24

Danny Amendola – 12

Tom Brady – 12

Scott Chandler – 12

Logan Ryan – 4

Duron Harmon – 3

Devin McCourty – 1

Malcolm Butler – 1

Chandler Jones – 10.5

Jamie Collins – 4.5

Jabaal Sheard – 4.0

Dont'a Hightower – 3.5

Malcom Brown – 2.0

Devin McCourty – 1.0

Alan Branch – 1.0

Dominique Easley – 1.0

Jamie Collins – 51

Dont'a Hightower – 48

Patrick Chung – 48

Devin McCourty – 44

Malcom Butler – 43

Chandler Jones – 30

Jonathan Freeny – 27



FORMER BILLS / PATRIOTS

- Bills senior offensive assistant coach **Chris Palmer** served as the New England Patriots WR coach from the 1993-95 seasons, and as the QB coach during the 1996 season.
- Patriots DL **Alan Branch** started 13 games for the Buffalo Bills during the 2013 season compiling a career-high 39 tackles.
- Patriots TE **Scott Chandler** was a Buffalo Bill during the 2010-14 seasons totaling 2,120 yards and 17 touchdowns.
- Bills TE **Matthew Mulligan** was a Patriot during the 2013 season totaling two catches for 16 yards and one touchdown.

HOMETOWN CONNECTIONS

- Bills TE **Matthew Mulligan** is from Bangor, ME and played his college ball at Maine.
- Bills WR **Marcus Easley** is from Stratford, CT and played his college ball at UConn.
- Patriots Tight End coach **Brian Daboll** is from Buffalo, NY.
- New England TE **Rob Gronkowski** is from the Buffalo suburb of Amherst, NY.
- Bills S **Corey Graham** played his college ball at New Hampshire
- Bills QB **Tyrod Taylor** and Patriots LB **Jerod Mayo** are both from Hampton, VA.

COLLEGE CONNECTIONS

- Buffalo Bills DB **Bacarri Rambo** and Patriots C **David Andrews** were Georgia Bulldogs teammates during the 2012 season.
- Bills DT **Kyle Williams** and Patriots WR **Brandon LaFell** were college teammates while at LSU during the 2005 season.
- Bills DB **Ron Brooks** and Patriots WR **Brandon LaFell** were college teammates while at LSU during the 2007-09 seasons.
- Bills DB **Duke Williams** and Patriots OL **Chris Barker** were college teammates at Nevada during the 2009-12 seasons.
- Patriots DL **Jabaal Sheard** and Bills RB **LeSean McCoy** both attended Pitt during the 2007-08 seasons.
- Bills rookie LB **AJ Tarpley** attended Stanford University with Patriots rookie DB **Jordan Richards** from the 2011-14 seasons

NFL CONNECTIONS

- Patriots DB **Patrick Chung** was teammates with Bills RB **LeSean McCoy** during the 2013 season while at Philadelphia.
- Patriots offensive line coach **Dave DeGuglielmo** served as the offensive line coach under Bills head coach **Rex Ryan** during the 2012 season while on the New York Jets staff.
- Patriots offensive line coach **Dave DeGuglielmo** coached Bills OL **Richie Incognito** during the 2010-11 seasons while they were in the Miami Dolphins organization.
- Patriots defensive assistant **Brendan Daly** and receivers coach **Chad O'Shea** both coached with Bills defensive line coach **Karl Dunbar** on the Minnesota Vikings 2006-08 coaching staff.
- Patriots TE coach **Brian Daboll** coached Bills TE **Charles Clay** during the 2011 season while they were in the Miami Dolphins organization.
- Bills special teams assistant **Eric Smith** was teammates with New England special teams assistant **Ray Ventrone** during the 2007 season when they both played for the New York Jets.

>>> BILLS TE MATTHEW MULLIGAN AND WR MARCUS EASLEY BOTH HAIL FROM THE NEW ENGLAND AREA



OFFENSE

WR Robert Woods - Has recorded 29 receptions for 314 yards and two touchdowns.

LT Cordy Glenn - Has now started in 50 consecutive games at left tackle.

LG Richie Incognito - Has started in all nine games this season after not playing since October 31, 2013.

C Eric Wood - Has now started 88 games in his career.

RG John Miller - The rookie has started all seven games he has appeared in this season.

RT Seantrel Henderson - Has started in all 24 games he has appeared in.

TE Charles Clay - Has pulled in 40 catches for 408 yards and two touchdowns so far this season.

WR Sammy Watkins - Has totaled 22 catches for 329 yards and three touchdowns this season. Set Bills rookie receiving records last year after recording 65 catches for 982 yards and six touchdowns.

QB Tyrod Taylor - Has completed 124 of his 176 pass attempts for 1,436 yards, 11 touchdowns and four interceptions so far this season. Also has added 243 yards and two touchdowns on 47 rush attempts.

RB LeSean McCoy - Has rushed for 528 yards and two touchdowns on 113 attempts and has also recorded 177 yards and a touchdown on 18 catches so far this season.

FB Jerome Felton - Has led the way blocking for a rushing attack that has gone for 1,281 yards so far this season.

KEY RESERVES

RB Karlos Williams - The rookie has rushed for 360 yards and five touchdowns on 58 carries. Also has pulled in six receptions for 72 yards and two touchdowns. Scored a touchdown on his first career carry. The second player in NFL history to score a touchdown in his first six career games.

WR Chris Hogan - Has 235 yards and two touchdowns on 20 receptions so far this season.

DEFENSE

DE Mario Williams - Has picked up 14 tackles, three sacks, four tackles for a loss and eight QB hits so far this season.

DT Kyle Williams - Has recorded 14 tackles, one sack and six QB hits this season. He has missed the last three games with an injury.

DT Marcell Dareus - Has recorded 26 tackles, two sacks, three tackles for a loss and four QB hits on the season. Totaled a career high 10 sacks last season.

DE Jerry Hughes - Has 27 tackles, 3.0 sacks, three passes defended, eight QB hits, four tackles for a loss, two fumbles forced and one fumble recovery on the season.

LB Preston Brown - Has totaled 67 tackles, two interceptions, one touchdown, one forced fumble, one fumble recovery, two tackles for a loss, two QB hits and four passes defended so far this season.

LB Nigel Bradham - Currently has 48 tackles, one sack, two QB hits, three passes defended and three tackles for a loss on the season.

LB Manny Lawson - Recorded 19 tackles, one pass defended and two tackles for a loss so far this season.

CB Ronald Darby - Has totaled 47 tackles, two interceptions and 18 passes defended so far in his rookie season. His 18 passes defended lead the NFL and are a franchise record for a rookie.

CB Stephon Gilmore - Has 27 tackles, two interceptions and 15 passes defended on the season. His 15 passes defended ranks third in the NFL.

S Corey Graham - Leads the team with 74 tackles, one sack, five QB hits, three tackles for a loss, two interceptions, one touchdown and has recovered one fumble so far this season. His 74 tackles is second among all defensive backs in the NFL.

S Duke Williams - Has 20 tackles, one sack, three tackles for a loss, a fumble recovery, a touchdown and two QB hits so far this season.

KEY RESERVES

DT Corbin Bryant - Has 21 tackles, two QB hits and one tackle for a loss so far this season.

DB Leodis McKelvin - Has totaled 10 tackles, one pass defended and one tackle for a loss this season.

CB Nickell Robey - Has recorded 27 tackles, one sack, two passes defended and one QB hit so far this season.

S Bacarri Rambo - Has totaled 22 tackles, two forced fumbles, one fumble recovery, one interception and one QB hit this season.



DT Alex Carrington returns to the team after originally being drafted by the Bills in the third round (72nd overall) of the 2010 NFL Draft. Experienced his most successful seasons with the Bills in 2011 and 2012 as he appeared in all 32 games during those two years while recording 35 tackles and three sacks.

TE Charles Clay signed as a free agent on March 19th, 2015. Clay played in 14 games in 2014 with the Miami Dolphins and caught three touchdown passes while accumulating 605 yards on 58 receptions. After originally being drafted by Miami in the sixth round of the 2011 NFL Draft, Clay has racked up 2,217 receiving yards and 16 touchdowns on 201 receptions.

FB Jerome Felton signed with the Bills on March 11th, 2015 after previously playing for the Minnesota Vikings for three seasons. The fullback played in all 16 games last season carrying the ball four times for 27 yards including a 21-yard carry. Over his career, Felton has played in 110 games, carrying the ball 47 times for 165 yards.

OG Richie Incognito signed with the Bills as a free agent on February 9, 2015 after spending four seasons with the Miami Dolphins, playing and starting 56 games. Entered the NFL as a 3rd round (81st overall) selection of the St. Louis Rams in the 2005 NFL Draft. Has started all 111 games in which he has played during his eight-year career.

RB LeSean McCoy was acquired by the Bills via a trade with the Philadelphia Eagles on March 10th, 2015. McCoy was originally drafted in the second round of the 2009 NFL Draft (53rd overall) by the Philadelphia Eagles. Entering his seventh year in the league, McCoy is a three time Pro Bowler and led the league in rushing touchdowns in 2011 and led the league in rushing in 2013. He has run for 7,320 yards and 46 touchdowns in his career.

TE Matthew Mulligan was signed by the Bills on June 18th, 2015. Mulligan has played for the New York Jets, St. Louis Rams, New England Patriots, Chicago Bears, and Tennessee Titans. Has appeared in 78 games, starting in 31 of them. Has 17 receptions for 162 yards in his career.

QB Tyrod Taylor signed with the Bills as a free agent on March 12th, 2015. The former Virginia Tech Hokie was drafted in the sixth round of the NFL Draft by the Baltimore Ravens and has spent the last 4 seasons with Baltimore behind Joe Flacco. As a member of the Ravens, Taylor won Super Bowl XLVII over the San Francisco 49ers. Has completed 143 of his 211 pass attempts for 1,635 yards, 11 touchdowns and six interceptions so far in his career.

2015 NFL DRAFT SELECTIONS

CB Ronald Darby

- Selected in the second round (50th overall) of the 2015 NFL Draft and was the Bills' first overall pick. Before entering the Draft, Darby played for three years at Florida State where he won numerous individual and team awards including ACC Defensive Rookie of the Year and FWAA Freshman All-American in 2012 along with three straight ACC titles from 2012-2014 and a BCS National Championship in 2014. Has totaled 47 tackles, two interceptions and 18 passes defended so far in his rookie season. His 18 passes defended lead the NFL and are a franchise record for a rookie.

OG John Miller

- Drafted by the Bills in the third-round (81st overall) of the 2015 NFL Draft. Miller was a three year starter at the University of Louisville at the left guard position. During his final season with the Cardinals, Miller was named second team All-American Athletic Conference and during his freshman year, Miller was one of only five true freshman in the nation to start on the offensive line. In total, Miller started in 25 games while at Louisville. Started in the seven games he's played in so far this season.

RB Karlos Williams

- Selected in the fifth round (155th overall) of the 2015 NFL Draft. Williams played college football at Florida State University where he began as a safety and ended his collegiate career as a running back. In his first two seasons at FSU, Williams played in 26 games as a backup safety and return specialist. During his junior year, he made the switch to running back where he stayed for the remainder of his college career. On the ground, Williams totaled 1,419 rushing yards and 22 touchdowns over his final two seasons. He finished his career as a three time ACC Champion and won the BCS National Championship as a junior in 2014. Has rushed for 360 yards and five touchdowns on 58 carries. Also has pulled in six receptions for 72 yards and two touchdowns. Scored a touchdown on his first career carry. The second player in NFL history to score a touchdown in his first six career games.

LB Tony Stewart

- Drafted by the Bills in the sixth round (188th overall) of the 2015 NFL Draft. Stewart played four years at Clemson University and after a shortened freshman year due to injury, he still had a powerful impact at the linebacker position. Overall, he appeared in 42 games recording 4.5 sacks, 141 tackles, and 19 special teams tackles while at Clemson. Has played in four games on special teams.

2015 UNDRAFTED FREE AGENTS

LB AJ Tarpley

- Signed with the Bills out of Stanford University on 5/14/15. Tarpley has appeared in nine games and has recorded one tackle.



POSITION-BY-POSITION BREAKDOWN

QUARTERBACKS (3)

No	Name	Pos	HT	WT	Exp	College
3	EJ Manuel	QB	6'4	237	3	Florida State
5	Tyrod Taylor	QB	6'1	215	5	Virginia Tech
8	Josh Johnson	QB	6'3	210	7	San Diego

Josh Johnson has spent time with the Bengals, Jets and Colts this season, but hasn't seen any game action...**EJ Manuel** has completed 52 of his 84 pass attempts for 561 yards, three touchdowns and three interceptions so far this season....**Tyrod Taylor** has completed 124 of his 176 pass attempts for 1,436 yards, 11 touchdowns and four interceptions so far this season. Also has added 243 yards and two touchdowns on 47 rush attempts.



RUNNING BACKS (5)

No	Name	Pos	HT	WT	Exp	College
25	LeSean McCoy	RB	5'11	208	7	Pittsburgh
26	Boobie Dixon	RB	6'1	233	6	Mississippi State
29	Karlos Williams	RB	6'1	225	R	Florida State
38	Boom Herron	RB	5'10	213	3	Ohio State
42	Jerome Felton	FB	6'0	248	8	Furman

Boobie Dixon has rushed for 19 yards and one touchdown on 15 attempts....**Jerome Felton** has led the way blocking for a rushing attack that has gone for 1,281 yards so far this season...**Boom Herron** has rushed for 37 yards on 11 attempts...**LeSean McCoy** has rushed for 528 yards and two touchdowns on 113 attempts and has also recorded 177 yards and a touchdown on 18 catches so far this season....**Karlos Williams** has rushed for 360 yards and five touchdowns on 58 carries. Also has pulled in six receptions for 72 yards and two touchdowns. Scored a touchdown on his first career carry. The second player in NFL history to score a touchdown in his first six career games.





POSITION-BY-POSITION BREAKDOWN

WIDE RECEIVERS (5)

No	Name	Pos	HT	WT	Exp	College
10	Robert Woods	WR	6'0	190	3	Southern California
14	Sammy Watkins	WR	6'1	211	2	Clemson
15	Chris Hogan	WR	6'1	220	3	Monmouth (N.J.)
17	Denarius Moore	WR	6'0	190	5	Tennessee
81	Marcus Easley	WR	6'2	217	2	Connecticut

Marcus Easley has one catch for 58 yards and a touchdown on the season...**Chris Hogan** has 235 yards and two touchdowns on 20 receptions so far this season...**Denarius Moore** has five punt returns for 77 yards and four kick returns for 56 yards on the year...**Sammy Watkins** has totaled 22 catches for 329 yards and three touchdowns this season. Set Bills rookie receiving records last year after recording 65 catches for 982 yards and six touchdowns...**Robert Woods** has recorded 29 receptions for 314 yards and two touchdowns. Set a franchise record by having a catch in his first 37 games as a Bill.



TIGHT ENDS (3)

No	Name	Pos	HT	WT	Exp	College
49	Matthew Mulligan	TE	6'4	267	6	Maine
85	Charles Clay	TE	6'3	255	5	Tulsa
89	Chris Gragg	TE	6'3	244	2	Arkansas

Charles Clay has pulled in 40 catches for 408 yards and two touchdowns so far this season...**Chris Gragg** has eight catches for 104 yards this season...**Matthew Mulligan** has started in four of the nine games he's appeared in this season and has recorded one catch for two yards.





POSITION-BY-POSITION BREAKDOWN

OFFENSIVE LINE (9)

No	Name	Pos	HT	WT	Exp	College
60	Kraig Urbik	G	6'5	324	7	Wisconsin
61	Gabe Ikard	C	6'4	304	2	Oklahoma
64	Richie Incognito	G	6'3	319	9	Nebraska
66	Seantrel Henderson	T	6'7	331	2	Miami (FL)
70	Eric Wood	C	6'4	310	7	Louisville
71	Cyrus Kouandjio	T	6'7	332	2	Alabama
76	John Miller	G	6'2	312	R	Louisville
77	Cordy Glenn	T	6'6	345	4	Georgia
79	Jordan Mills	T	6'5	316	3	LA Tech

Cordy Glenn started his 50th consecutive game at left tackle...
Seantrel Henderson has started in all 24 games he has appeared in...**Richie Incognito** has started in nine games after not playing since October 31, 2013...**Gabe Ikard** has appeared in two games on the year...**Cyrus Kouandjio** started his first career game against Jacksonville...**John Miller** has started seven games in his rookie season...**Jordan Mills** has started 29 games so far in his NFL career...
Kraig Urbik has appeared in all nine games, with two starts...**Eric Wood** has started in all 88 games he's appeared in.



DEFENSIVE LINE (8)

No	Name	Pos	HT	WT	Exp	College
55	Jerry Hughes	DE	6'2	254	6	Texas Christian
75	IK Enemkpali	DE	6'2	249	2	Louisiana Tech
94	Mario Williams	DE	6'6	292	10	North Carolina State
95	Kyle Williams	DT	6'1	303	10	LSU
96	Stefan Charles	DT	6'3	323	3	Regina
97	Corbin Bryant	DT	6'4	300	3	Northwestern
98	Alex Carrington	DE	6'5	301	6	Arkansas State
99	Marcell Dareus	DT	6'3	331	5	Alabama

Corbin Bryant has 21 tackles, two QB hits and one tackle for a loss so far this season...**Alex Carrington** has six tackles on the season...
Stefan Charles has recorded six tackles, a forced fumble and a sack on the season...**Marcell Dareus** has recorded 26 tackles, two sacks, three tackles for a loss and four QB hits on the season. Totaled a career high 10 sacks last season...**Jerry Hughes** has 27 tackles, 3.0 sacks, three passes defended, eight QB hits, four tackles for a loss, two fumbles forced and one fumble recovery on the season...**Kyle Williams** has recorded 14 tackles, one sack and six QB hits through the first six weeks. He has missed the last three games with an injury...**Mario Williams** has picked up 14 tackles, three sacks, four tackles for a loss and eight QB hits so far this season.





POSITION-BY-POSITION BREAKDOWN

LINEBACKERS (6)

No	Name	Pos	HT	WT	Exp	College
50	Tony Steward	LB	6'0	235	R	Clemson
52	Preston Brown	LB	6'1	251	2	Louisville
53	Nigel Bradham	LB	6'2	241	4	Florida State
58	Randell Johnson	LB	6'4	245	2	Florida Atlantic
59	AJ Tarpley	LB	6'2	241	R	Stanford
91	Manny Lawson	LB	6'5	240	10	North Carolina State

Nigel Bradham currently has 48 tackles, one sack, two QB hits, three passes defended and three tackles for a loss on the season... **Preston Brown** has totaled 67 tackles, two interceptions, one touchdown, one forced fumble, one fumble recovery, two tackles for a loss, two QB hits and four passes defended so far this season... **Randell Johnson** has appeared in seven games on special teams... **Manny Lawson** has recorded 19 tackles, one pass defended and two tackles for a loss so far this season... **Tony Steward** has played in four games so far this season... **AJ Tarpley** has seen time in all nine games and has one tackle.

SPECIALISTS (4)

No	Name	Pos	HT	WT	Exp	College
2	Dan Carpenter	K	6'2	228	8	Montana
4	Jordan Gay	K	6'1	200	2	Centre
6	Colton Schmidt	P	5'11	224	2	California-Davis
65	Garrison Sanborn	LS	6'1	240	7	Florida State

Dan Carpenter has hit 12 of his 14 field goal attempts and is 23/25 on PATs so far this season... **Jordan Gay** handles kickoffs for the team and has 24 touchbacks on the year... **Garrison Sanborn** handles the team's long snapping duties... **Colton Schmidt** has totaled 47 punts for 2,246 yards and a 47.8 average so far this season.

DEFENSIVE BACKS (10)

No	Name	Pos	HT	WT	Exp	College
20	Corey Graham	CB	6'0	196	9	New Hampshire
21	Leodis McKelvin	DB	5'10	185	8	Troy
24	Stephon Gilmore	CB	6'1	190	4	South Carolina
27	Duke Williams	S	5'11	201	3	Nevada
28	Ronald Darby	CB	5'11	195	R	Florida State
30	Bacarri Rambo	S	6'0	211	3	Georgia
33	Ron Brooks	CB	5'10	190	4	LSU
36	Jonathan Meeks	S	6'0	209	2	Clemson
37	Nickell Robey	CB	5'8	165	3	Southern California
39	Mario Butler	CB	6'1	187	2	Georgia Tech

Ron Brooks has recorded four special teams tackles... **Mario Butler** has one tackle and two passes defended this season... **Ronald Darby** has totaled 47 tackles, two interceptions and 18 passes defended so far in his rookie season. His 18 passes defended lead the NFL and are a franchise record for a rookie... **Stephon Gilmore** has 27 tackles, two interceptions and 15 passes defended on the season. His 15 passes defended ranks third in the NFL... **Corey Graham** leads the team with 74 tackles, one sack, five QB hits, three tackles for a loss, two interceptions, one touchdown and has recovered one fumble so far this season. His 74 tackles is second among all defensive backs in the NFL... **Leodis McKelvin** recorded 10 tackles, one pass defended and one tackle for a loss this season... **Jonathan Meeks** has recorded five tackles on special teams... **Bacarri Rambo** totaled 22 tackles, two forced fumbles, one fumble recovery, one interception and one QB hit this season... **Nickell Robey** has recorded 27 tackles, one sack, two passes defended and one QB hit so far this season... **Duke Williams** has 20 tackles, one sack, three tackles for a loss, a fumble recovery, a touchdown and two QB hits so far this season.



2015 OFFENSE NOTES

Big Play Touchdowns

The Bills are currently leading the NFL with 15 big play touchdowns (touchdowns of over 20 yards):

BIG PLAY TD LEADERS - 2015

RK.	TEAM	BIG PLAY TDS
1.	Buffalo	15
2.	Oakland	12
3.	Arizona	9
4t.	New Orleans	8
4t.	NY Giants	8
4t.	Seattle	8

PRODUCING FROM OUTSIDE THE RED ZONE

The Buffalo offense has shown a great ability to put points on the board, even when they aren't in the red zone. The Bills currently lead the NFL with 129 points from outside of the red zone:

SCORING OUTSIDE THE RED ZONE - 2015

RK.	TEAM	TD	FG	PTS
1.	Buffalo	15	8	129
2.	Oakland	12	6	102
3t.	NY Giants	8	8	80
3t.	Seattle	8	8	80
5.	Chicago	7	8	73

DOMINATING RUSHING OFFENSE

The Bills have been very effective so far this season when running the ball, currently ranking second in the NFL with 142.3 yards per game:

NFL RUSHING LEADERS - 2015

RK.	TEAM	YARDS PER GAME
1.	Minnesota	147.2
2.	Buffalo	142.3
3.	Carolina	139.7
4.	Seattle	136.8
5.	St. Louis	130.9

PUTTING UP POINTS

The Bills are sixth in the NFL in points scored per game, putting up 25.7 points a game so far this season:

NFL TEAM SCORING LEADERS- 2015

RK.	TEAM	POINTS PER GAME
1.	New England	33.7
2.	Arizona	33.6
3.	Carolina	28.3
4.	NY Giants	27.3
5.	Cincinnati	26.1
6.	Buffalo	25.7

2015 DEFENSE NOTES

No Fly Zone

The Bills defense has made it very hard for the opposing team to complete their passes, having held their opponents to a completion percentage of 58.5, which is tied for fifth best in the NFL:

NFL OPPONENT QB COMP PCT - 2015

RK.	TEAM	COMP PCT
1.	NY Jets	57.0
2.	Carolina	57.2
3.	Kansas City	57.4
4.	Green Bay	58.3
5t.	Arizona	58.5
5t.	Buffalo	58.5

One of the reasons the Bills have limited the opponent's completion percentage is due to their ability to break up passes. Buffalo is second in the NFL with 57 passes defended:

NFL PASSES DEFENSED - 2015

RK.	TEAM	PD
1.	Kansas City	58
2.	Buffalo	57
3.	Carolina	56
4.	NY Giants	55
5.	Oakland	52

GOAL LINE DOMINATION

The Bills defense has held strong in goal-to-go situations this season, as they have only allowed nine scores in 14 trips. That currently ranks Buffalo first in the NFL:

NFL OPPONENT G-TO-G SCORING - 2015

RK.	TEAM	SCORE PCT.
1.	Buffalo	64.3
2.	NY Jets	66.7
3.	Pittsburgh	70.6
4.	Minnesota	71.4
5.	Green Bay	78.9

TURNOVERS MAKING THE DIFFERENCE

The Bills have proven to be very opportunistic on defense and are currently tied for sixth in the NFL in turnover differential, having caused five more turnovers than they have committed:

NFL TURNOVER DIFFERENTIAL - 2015

RK.	TEAM	TURNOVER DIFF.
1.	NY Giants	+13
2t.	Carolina	+8
2t.	Kansas City	+8
4.	Green Bay	+7
5.	New England	+6
6t.	Buffalo	+5
6t.	Pittsburgh	+5



0	The Bills allowed zero sacks in week one and three, a feat that they only accomplished once last season.	51.9	P Colton Schmidt averaged a career-high 51.9 yards per punt in week four against the Giants.
1 ST	Rex Ryan became the first head coach in Bills history to win his first game with the team on Kickoff Weekend.	51	QB Tyrod Taylor's 51-yard touchdown pass to Percy Harvin is the Bills' longest touchdown pass on Kickoff Weekend since Jim Kelly's 60-yard touchdown pass vs. the New York Giants on September 1, 1996.
1 ST	RB Karlos Williams is the first Bills rookie to produce a rushing touchdown on Kickoff Weekend since Marshawn Lynch on September 9, 2007 vs. Denver.	84	QB Tyrod Taylor's 84 rushing yards through the first two weeks were the most in franchise history in a quarterbacks first two starts
1 ST	With Karlos Williams rushing for 110 yards, LeSean McCoy rushing for 112 yards and Sammy Watkins picking up 168 receiving yards against the Dolphins in week nine, the Bills became the first team in NFL history with two 100-yard rushers and a 150-yard receiver in the same game.	100	P Colton Schmidt had the 100th punt of his career in week three against the Dolphins.
2 ND	QB Tyrod Taylor is the second QB in franchise history to run for 40 or more yards in consecutive games, joining Doug Flutie who accomplished the feat in 1998	116.1	QB Tyrod Taylor's quarterback rating of 116.1 after the first three games this season was the highest in franchise history.
2 ND	RB Karlos Williams is the second player in NFL history with a touchdown in his first six games played.	168	WR Sammy Watkins recorded a career-high 168 receiving yards against the Dolphins in week nine. It was the most receiving yards by a Bill since Terrell Owens recorded 197 yards on 11/22/09 against the Jaguars.
3 RD	Rookie RB Karlos Williams went for over 100 yards in his third game in the NFL, tying O.J. Simpson for the fewest games by a Bill to go for over 100 rushing yards.	266	The Bills 266 rushing yards against Miami in week nine was the most by Buffalo since they picked up 266 yards against the Redskins on 11/3/1996.
4 TH	With G John Miller and CB Ronald Darby both starting in the season opener, it marked the fourth consecutive season that a rookie started on both side of the ball.	400	The Bills won the 400th game in franchise history in week one against the Colts.
5 TH	CB Ronald Darby became the fifth Bill to record an interception in the season opener of his rookie year.	700	RB Karlos Williams ran for the 700th rushing touchdown in franchise history in week two against the Patriots.
5 TH	Rookie RB Karlos Williams is the fifth player since 1960 with touchdowns in his first four games of his rookie season.	800	K Dan Carpenter eclipsed the 800 career point mark in the game against the Colts.
5 TH	QB Tyrod Taylor is the fifth player in NFL history with 100+ passing yards, 70+ rushing yards and a reception in the same game.	1,000	WR Sammy Watkins reached 1,000 receiving yards for his career. He accomplished the feat in 18 games and is tied as the third-fastest Bill to achieve this feat (Glen Bass, JD Hill).
18	CB Ronald Darby's 18 passes defended lead the NFL and a franchise record for a rookie.	1998	Rookie RB Karlos Williams is the first NFL rookie running back with rushing touchdowns in the first three games of the season since Robert Edwards with New England in 1998. Williams is also the second Bills rookie running back to achieve the feat joining Joe Cribbs in 1980.
20	Buffalo is 5-0 this season when they hold their opponent to 20 points or less.		
37	WR Robert Woods set a franchise record by recording a catch in his first 37 career games.		



TAYLOR RUNNING THE SHOW

QB Tyrod Taylor has been a very effective and steady presence at the quarterback position in the seven games he's played in the season.

He has completed 124 of his 176 pass attempts for 1,436 yards, 11 touchdowns and four interceptions so far this season. Also has added 243 yards and two touchdowns on 47 rush attempts.

One of Taylor's top attributes so far this season has been his accuracy. Taylor's showed his accuracy by completing 70.5% of his passes, which leads the NFL this season:

NFL COMPLETION PERCENTAGE - 2015 SEASON

RK.	PLAYER, TEAM	COMP PCT
1.	Tyrod Taylor, BUF	70.5
2.	Drew Brees, NO	69.5
3.	Philip Rivers, SD	69.0
4.	Kirk Cousins, WAS	67.9
5.	Tom Brady, NE	67.8

By completing 11 of his 12 pass attempts in week nine against the Dolphins, Taylor set a franchise record with a completion percentage of 91.9.

His yards per attempt is currently sitting at 8.16, which ranks fifth in the NFL:

NFL YARDS PER ATTEMPT - 2015 SEASON

RK.	PLAYER, TEAM	YARDS/ATT
1.	Ben Roethlisberger, PIT	8.94
2.	Carson Palmer, ARI	8.93
3.	Tom Brady, NE	8.22
4.	Andy Dalton, CIN	8.19
5.	Tyrod Taylor, BUF	8.16

Taylor's QB rating of 106.2 is the third highest in the NFL:

NFL PASSER RATING - 2015 SEASON

RK.	PLAYER, TEAM	PASSER RATING
1.	Tom Brady, NE	111.1
2.	Carson Palmer, ARI	108.0
3.	Tyrod Taylor, BUF	106.2
4.	Andy Dalton, CIN	104.6
5.	Aaron Rodgers, GB	103.4

Taylor has also flashed his athletic ability by rushing for 243 yards, which is currently fourth in the NFL for the most rushing yards by a quarterback. He set a Bills franchise record with 76 rushing yards in week five:

NFL QB RUSHING - 2015 SEASON

RK.	PLAYER, TEAM	YARDS
1.	Cam Newton, CAR	366
2.	Russell Wilson, SEA	355
3.	Colin Kaepernick, SF	256
4.	Tyrod Taylor, BUF	243
5.	Alex Smith, KC	235

THE REAL MCCOY

RB LeSean McCoy has turned in back-to-back 100 yard rushing performances against the Dolphins and the Jets. He has rushed for 528 yards and two touchdowns on 113 attempts and has also recorded 177 yards and a touchdown on 18 catches so far this season.

Since the beginning of the 2010 NFL season, McCoy ranks first in total rushing yards, first in runs that resulted in a first down and fourth in rushing touchdowns.

NFL RUSHING LEADERS - SINCE WEEK ONE, 2010

RK.	PLAYER, CURRENT TEAM	YARDS
1.	LeSean McCoy, BUF	6,683
2.	Adrian Peterson, MIN	6,667
3.	Marshawn Lynch, SEA	6,511
4.	Arian Foster, HOU	6,215
5.	Chris Johnson, ARI	6,128

NFL RUSHING LEADERS - SINCE WEEK ONE, 2010

RK.	PLAYER, CURRENT TEAM	1ST DOWNS
1.	LeSean McCoy, BUF	348
2.	Marshawn Lynch, SEA	332
3.	Arian Foster, HOU	319
4.	Adrian Peterson, MIN	311
5.	Frank Gore, IND	299

NFL RUSHING LEADERS - SINCE WEEK ONE, 2010

RK.	PLAYER, CURRENT TEAM	TD
1.	Marshawn Lynch, SEA	57
2t.	Arian Foster, HOU	51
2t.	Adrian Peterson, MIN	51
4.	LeSean McCoy, BUF	42
5.	Cam Newton, CAR	39

McCoy also is one of the top players in the NFL since 2010 when it comes to all-purpose yards, ranking second with 8,834 yards.

MOST ALL-PURPOSE YARDS - NFL SINCE 2010

RK.	PLAYER, CURRENT TEAM	TOTAL	RUSH	REC.
1.	Matt Forte, CHI	9,083	6,085	2,998
2.	LeSean McCoy, BUF	8,834	6,683	2,151
3.	Arian Foster, HOU	8,390	6,215	2,175
4.	Calvin Johnson, DET	8,117	43	8,074
5.	Marshawn Lynch, SEA	7,827	6,511	1,316



NEW ERA AT TIGHT END

TE Charles Clay has gotten his first season with the Bills off to a great start by totaling 40 catches for 408 yards and two touchdowns so far this season.

Clay is comparing favorably to tight ends all around the AFC. He currently is tied for fifth among tight ends in receptions, sixth in receiving yards and sixth in first downs:

AFC TIGHT END RECEPTIONS - 2015 SEASON

RK.	PLAYER, TEAM	REC
1.	Rob Gronkowski, NE	49
2.	Gary Barnidge, CLE	48
3t.	Delanie Walker, TEN	45
3t.	Travis Kelce, KC	45
5t.	Charles Clay, BUF	40
5t.	Tyler Eifert, CIN	40

AFC TIGHT END RECEIVING YARDS - 2015 SEASON

RK.	PLAYER, TEAM	YARDS
1.	Rob Gronkowski, NE	806
2.	Gary Barnidge, CLE	667
3.	Travis Kelce, KC	574
4.	Delanie Walker, TEN	508
5.	Tyler Eifert, CIN	460
6.	Charles Clay, BUF	408

AFC TIGHT END FIRST DOWNS - 2015 SEASON

RK.	PLAYER, TEAM	1ST DOWNS
1t.	Rob Gronkowski, NE	33
1t.	Gary Barnidge, CLE	33
3.	Tyler Eifert, CIN	28
4.	Travis Kelce, KC	27
5.	Delanie Walker, TEN	26
6.	Charles Clay, BUF	20

Clay not only is comparing favorably to tight ends around the league, but he is putting together one of the best seasons by a tight end in franchise history. His 40 catches for 408 yards are both near the top in franchise history through the first 10 weeks of a season:

BILLS TE RECEIVING - FIRST 10 WEEKS OF SEASON

RK.	PLAYER, YEAR	REC	YARDS	TDS
1.	Charles Clay, 2015	40	408	2
2.	Scott Chandler, 2013	35	388	2
3.	Lonn Johnson, 1996	33	313	0
4t.	Reuben Gant, 1977	30	497	2
4t.	Pete Metzelaars, 1986	30	328	3
4t.	Jay Riemersma, 2001	30	347	3

ROOKIE RUNNING HARD

Rookie RB Karlos Williams has gotten off to a historic start through the first six games of his career, having rushed for 336 yards and five touchdowns on 58 carries. He also has pulled in six receptions for 72 yards and two touchdowns. He scored a touchdown on his first career carry.

Williams is making all of his touches count, as he currently leads the NFL in yards per carry among all players with at least 50 carries, averaging 6.21 yards every time he runs the ball:

NFL RUSHING LEADERS (min. 50 att) - 2015 SEASON

RK.	PLAYER, TEAM	YARDS PER ATT
1.	Karlos Williams, BUF	6.21
2.	Ryan Mathews, PHI	5.69
3.	Thomas Rawls, SEA	5.56
4.	Russell Wilson, SEA	5.55
5.	Giovani Bernard, CIN	5.53

Williams is currently third among all rookie running backs in rushing yards per game and tied for first in rushing touchdowns:

NFL ROOKIE RUSHING LEADERS - 2015 SEASON

RK.	PLAYER, TEAM	YARDS PER GAME
1.	Todd Gurley, STL	101.3
2.	T.J. Yeldon, JAX	66.4
3.	Karlos Williams, BUF	60.0
4.	Melvin Gordon, SD	45.9
5.	Jay Ajayi, MIA	44.5

NFL ROOKIE RUSHING TD LEADERS - 2015 SEASON

RK.	PLAYER, TEAM	TOUCHDOWNS
1t.	Karlos Williams, BUF	5
1t.	Todd Gurley, STL	5
3t.	Jameis Winston, TB	4
3t.	Jeremy Langford, CHI	4
5t.	David Johnson, ARI	3
5t.	Matt Jones, WAS	3

Williams is also producing touchdowns at a unique rate, as he has scored in every game he's played in so far this season. With his touchdown against the Jets, Williams became the second player in NFL history to score a TD in each of the first six games he has played in, joining New England running back Robert Edwards who accomplished the feat in 1998.



SAMMY LOOKS TO CONTINUE SUCCESS

WR Sammy Watkins has totaled 22 catches for 329 yards and three touchdowns this season. Set Bills rookie receiving records last year after recording 65 catches for 982 yards and six touchdowns.

Watkins had the best game of his young career against the Miami Dolphins in week nine, when he pulled in eight catches for a career-high 168 yards and a touchdown.

So far this season, Watkins ranks fourth in the AFC when it comes to average yards at the point he catches the ball, averaging 12.7 yards at the catch:

AFC RECEIVING LEADERS - 2015 SEASON

RK.	PLAYER, TEAM	YARDS AT CATCH
1.	Malcom Floyd, SD	16.1
2.	Allen Robinson, JAX	14.5
3.	Martavis Bryant, PIT	13.5
4.	Sammy Watkins, BUF	12.7
5.	Allen Hurns, JAX	12.0

Watkins reached 1,000 receiving yards for his career in week two. He accomplished the feat in 18 games and is tied as the third-fastest Bill to achieve this feat (Glen Bass, JD Hill).



WATKINS IN 2014

Watkins lived up to the billing in his rookie season as he recorded 65 catches for 982 yards and six touchdowns. His 65 receptions and 982 receiving yards are both the most ever by a Bill in his rookie season.

While Watkins rookie year ranks first amongst all Bills rookie WRs, he also compared favorably to his fellow rookie WRs across the NFL. Watkins' 65 receptions was sixth amongst all rookie WRs, his 982 yards was fourth and his six touchdowns was tied for sixth:

NFL ROOKIE WR STATS - 2014 SEASON

RK.	PLAYER, TEAM	Rec-Yds	TDs
1.	Odell Beckham, NYG	91 - 1,305	12
2.	Mike Evans, TB	68 - 1,051	12
3.	Kelvin Benjamin, CAR	73 - 1,008	9
4.	Sammy Watkins, BUF 65 - 982		6
5.	Jordan Matthews, PHI	67 - 872	8

MAKING HIS CATCHES COUNT

In 2014, Watkins turned 47 of his 65 receptions in to first downs. Among all AFC WR's with at least 65 receptions, Watkins had the third highest first down percentage at 72.3%:

FIRST DOWN PERCENTAGE - 2014 AFC WR

RK.	PLAYER, TEAM	CATCHES-1ST	PCT.
1.	T.Y. Hilton, IND	82-63	76.8
2.	DeAndre Hopkins, HOU	76-57	75.0
3.	Sammy Watkins, BUF	65-47	72.3
4.	Mike Wallace, MIN	67-47	70.1
5.	Emmanuel Sanders, DEN	101-69	68.3

THE 3RD DOWN TARGET

Watkins proved to be an asset on third down, as he finished fourth in the NFL amongst WR with at least 15 catches on third down, averaging 18.5 yards per catch in that situation:

NFL THIRD-DOWN RECEIVING LEADERS - 2014 SEASON

RK.	PLAYER, TEAM	Rec-Yds	AVG.
1.	Jarius Wright, MIN	17-332	19.5
2.	John Brown, ARI	16-304	19.0
3.	Malcom Floyd, SD	15-279	18.6
4.	Sammy Watkins, BUF 18-333		18.5
5.	Steve Smith Sr., BAL	23-420	18.3



WOODS RISES UP

WR Robert Woods has recorded 29 receptions for 314 yards and two touchdowns. He had a reception in all 37 games he'd played in before going without a catch against the Dolphins in week nine. The streak of 37 games was the longest to begin a career in franchise history.

Woods pulled in 65 catches for 699 yards and five touchdowns in his second season in the NFL. All of those totals are new career highs for the USC product. He set career highs in receptions (9) and yards (118), while hauling in a touchdown against the Jets in Week 12. It was his first 100-yard receiving performance.

His 65 catches ranked third among all second-year WR:

NFL SECOND YEAR WR STATS - 2014 SEASON

RK.	PLAYER, TEAM	Rec-Yds	TDs
1.	Keenan Allen, SD	77-783	4
2.	DeAndre Hopkins, HOU	76-1,210	6
3.	Robert Woods, BUF	65-699	5
4.	Kenny Stills, NO	63-931	3

Combined with his 40 receptions in his rookie season, Woods tied for the most receptions in a Bills first two seasons in the NFL:

MOST RECEPTIONS IN FIRST TWO SEASONS - Bills

RK.	PLAYER, YEARS	1ST REC	2ND REC	TOTAL
1t.	Jerry Butler, 79-80	48	57	105
1t.	Robert Woods, 13-14	40	65	105
3.	Andre Reed, 85-86	48	53	101
4.	Josh Reed, 02-03	37	58	95



2015 ROSTER FACTS

OLDEST BILLS PLAYER: DT Kyle Williams, 32, Born 6/10/1983

YOUNGEST BILLS PLAYER: DB Ronald Darby, 21, Born 1/2/1994

HEAVIEST BILLS PLAYER: OL Cordy Glenn, 345 lbs.

LIGHTEST BILLS PLAYER: DB Nickell Robey, 165 lbs.

TALLEST BILLS PLAYER: T Seantrel Henderson and T Cyrus Kouandjio, 6-7

SHORTEST BILLS PLAYER: DB Nickell Robey, 5-8

COACHES WHO PLAYED IN THE NFL: 7 – Dennis Thurman (Defensive Coordinator), Karl Dunbar (DL Coach), Michael Hamlin (Special Teams Quality Control), Anthony Lynn (Asst Head Coach/Running Backs), Tim McDonald (Defensive Backs), Eric Smith (Special Teams Assistant), Pat Meyer (Football operations consultant)

MOST SEASONS WITH THE BILLS: DT Kyle Williams, 10th season

MOST NFL SEASONS: DT Kyle Williams, 10th season

CLOSEST TO HOME: CB Corey Graham - Buffalo, NY (0 Miles)

FURTHEST FROM HOME: FB Jerome Felton – Duren, Germany – 3,846 miles

STATE PRODUCING THE MOST BILLS: Florida, 9 - LB Nigel Bradham, CB Mario Butler, LB Randell Johnson, G John Miller, CB Nickell Robey, LS Garrison Sanborn, LB Tony Steward, WR Sammy Watkins, RB Karlos Williams

COLLEGE WITH THE MOST BILLS: Florida State, 5 – LB Nigel Bradham, DB Ronald Darby, QB EJ Manuel, LS Garrison Sanborn and RB Karlos Williams

BILLS FROM NCAA DIVISION II OR III COLLEGES: 2 – DT Stefan Charles (Regina) and K Jordan Gay (Centre)

FORMER 1ST ROUND PICKS: 9 – DT Marcell Dareus (2011 - Bills), CB Stephon Gilmore (2012 - Bills), DE Jerry Hughes (2010 – Colts), DE Manny Lawson (2006 – Bengals), QB EJ Manuel (2013 - Bills), CB Leodis McKelvin (2008 - Bills), WR Sammy Watkins (2014 - Bills), DE Mario Williams (2006 – Texans) and C Eric Wood (2009 – Bills)

PRO BOWLERS: 8 – K Dan Carpenter (2009 w/ Dolphins), DT Marcell Dareus (2013, 2014 w/ Bills), FB Jerome Felton (2012 w/ Vikings), CB Corey Graham (2011 w/ Bears), G Richie Incognito (2012 w/ Dolphins), RB LeSean McCoy (2011, 2013, 2014 w/ Eagles), DT Kyle Williams (2010, 2012, 13, 14 w/Bills) and DE Mario Williams (2008, 2009 w/ Texans; 2013, 2014 w/ Bills)

BILLS WITH PLAYOFF EXPERIENCE: 8 - K Dan Carpenter, RB Boobie Dixon, FB Jerome Felton, CB Corey Graham, DE Jerry Hughes, DE Manny Lawson, RB LeSean McCoy and QB Tyrod Taylor



SUPER MARIO

DE Mario Williams has picked up 14 tackles, three sacks, four tackles for a loss and eight QB hits so far this season as he looks to continue his dominating play as a Buffalo Bill after recording a career-high 14.5 sacks and 42 tackles in 2014 and being selected to his fourth career Pro Bowl.

Williams joined Bruce Smith as the only Bills players with at least two seasons of 13 sacks or more. Williams has recorded 94.0 sacks in his career, which places him in 39th place on the NFL all-time sack chart (since 1982).

Amongst all players in the NFL, Williams finished tied for fourth with his 14.5 sacks:

NFL SACK LEADERS - 2014 SEASON

RK.	PLAYER/TEAM	SACKS
1.	Justin Houston, KC	22.0
2.	J.J. Watt, HOU	20.5
3.	Elvis Dumervil, BAL	17.0
4t.	Mario Williams, BUF	14.5
4t.	Connor Barwin, PHI	14.5

Williams combined with DE Jerry Hughes and DT Marcell Dareus to become the first NFL team to have three players (Mario Williams, Jerry Hughes, Kyle Williams in 2013; Mario Williams, Marcell Dareus, Jerry Hughes in 2014) to produce at least 10 sacks in consecutive seasons since the 1996-97 San Francisco 49ers (Roy Barker, Bryant Young, Chris Doleman in 1996; Dana Stubblefield, Chris Doleman, Kevin Greene in 1997).

WILLIAMS IN TOP SACK TOTALS SINCE 2006

Since entering the NFL as the first overall draft choice in 2006 by Houston, Williams' 94.0 sacks are fourth most in the NFL:

NFL SACK LEADERS - SINCE 2006

RK.	PLAYER, TEAM	POS	GAMES	SACKS
1.	DeMarcus Ware, DAL-DEN	DE	148	125.5
2.	Jared Allen, KC-MIN-CHI-CAR	DE	149	116.0
3.	Elvis Dumervil, DEN-BAL	LB	131	94.5
4.	Mario Williams, HOU-BUF	DE	139	94.0
5.	Julius Peppers, CAR-CHI-GB	LB	151	90.5

GETTING TO THE QB ON 3RD DOWN

Since joining Buffalo in 2012, 21.5 of his 41.0 sacks have occurred on third-down situations - that is good for second in the league for sacks on third-down plays over the last four seasons:

NFL 3RD DOWN SACK LEADERS - SINCE 2012

RK.	PLAYER/TEAM	POS	SACKS
1.	Cameron Wake, MIA	DE	25.0
2.	Mario Williams, BUF	DE	21.5
3.	Justin Houston, KC	LB	20.5
4t.	J.J. Watt, HOU	DE	18.5
4t.	Robert Quinn, STL	DE	18.5
4t.	Elvis Dumervil, BAL	LB	18.5

KYLE A MODEL OF CONSISTENCY

DT Kyle Williams has missed the last three games with an injury. He had recorded 14 tackles, one sack and six QB hits on the season.

Williams is looking to continue his outstanding play from the 2014 season and was voted in to his fourth career Pro Bowl. For the season, Williams had 42 tackles, 5.5 sacks, 15 QB hits and eight tackles for a loss.

WILLIAMS TOPS SINCE ENTERING THE NFL

Since entering the NFL in 2006, Williams has recorded 469 total tackles (302 solo) to rank first among active NFL defensive tackles over the last nine years:

NFL DEFENSIVE TACKLE LEADERS - SINCE 2006

RK.	PLAYER/TEAM	TACKLES	SOLO	ASST
1.	Kyle Williams, BUF	469	302	167
2.	Domata Peko, CIN	465	238	227
3.	Haloti Ngata, DET	460	292	168

PRESTON LEADING THE WAY

LB Preston Brown is currently second on the team with 67 tackles. He has also totaled two interceptions, one touchdown, one forced fumble, one fumble recovery, two tackles for a loss, two QB hits and four passes defended so far this season.

Last season, he quickly found his role in the defense and led the team in tackles with 108 total as a rookie. Brown also finished second in the NFL amongst his fellow rookies:

NFL ROOKIE TACKLE LEADERS - 2014 REGULAR SEASON

RK.	PLAYER/TEAM	TACKLES	SOLO	ASST
1.	C.J. Mosley, BAL	133	89	44
2.	Preston Brown, BUF	108	66	42
3.	Chris Borland, SF	107	84	23
4.	Telvin Smith, JAC	104	72	32
5.	Ha Ha Clinton-Dix, GB	94	66	28





DAREUS IS DOMINANT

DT Marcell Dareus has recorded 26 tackles, two sacks, three tackles for a loss and three QB hits on the season as he has controlled the middle of the line of scrimmage.

Dareus reached a whole new level of play last season as he dominated the opposition on the way to his second straight Pro Bowl. Against the Chiefs in Week 10, Dareus tied a career-high with 3.0 sacks and he finished the season with a career-high 10.0 sacks, 48 tackles, 12 tackles for a loss, 13 QB hits and one forced fumble on the season.

For the year, Dareus ranked first in the NFL among DT and tied for 15th among all positions with his 10.0 sacks:

NFL DT SACK LEADERS - 2014 SEASON

RK.	PLAYER/TEAM	SACKS
1.	Marcell Dareus, BUF	10.0
2.	Aaron Donald, STL	9.0
3t.	Gerald McCoy, TB	8.5
3t.	Sen'Derrick Marks, JAX	8.5
3t.	Ndamukong Suh, DET	8.5

DAREUS AMONG DT POSITION LEADERS SINCE 2011

Since entering the NFL as the team's first-round (third overall) draft choice in 2011, Dareus has registered 30.5 sacks and 159 solo tackles - the second most sacks and solo tackles among active NFL defensive tackles:

NFL DEFENSIVE TACKLE SACK LEADERS - SINCE 2011

RK.	PLAYER/TEAM	POS	SACKS
1.	Geno Atkins, CIN	DT	35.0
2.	Marcell Dareus, BUF	DT	30.5
3.	Ndamukong Suh, MIA	DT	30.0
4.	Gerald McCoy, TB	DT	28.5
5.	Jurrell Casey, TEN	DT	25.0

NFL DEFENSIVE TACKLE SOLO TACKLE LEADERS - SINCE 2011

RK.	PLAYER/TEAM	POS	SOLO TACKLES
1.	Jurrell Casey, TEN	DT	179
2.	Linval Joseph, MIN	DT	160
3.	Marcell Dareus, BUF	DT	159
3.	Ndamukong Suh, MIA	DT	152

HUGHES BREAKS OUT

DE Jerry Hughes has continued his explosive play for the Bills by picking up 27 tackles, 3.0 sacks, three passes defended, eight QB hits, four tackles for a loss, two fumbles forced and one fumble recovery on the season.

Hughes is continuing his strong play from 2014 when he piled up 54 tackles, 10.5 sacks, 18 QB hits, 13 tackles for a loss, three forced fumbles and a fumble recovery.

Since the start of the 2013 season, Hughes ranks seventh amongst all AFC defensive ends in sacks:

AFC DE SACK LEADERS - SINCE 2013

RK.	PLAYER/TEAM	SACKS
1.	J.J. Watt, HOU	40.5
2.	Mario Williams, BUF	30.5
3.	Cameron Wake, MIA	28.0
4.	Chandler Jones, NE	27.0
5.	Carlos Dunlap, CIN	24.0
6.	Muhammad Wilkerson, NYJ	23.5
7.	Jerry Hughes, BUF	23.0

With 20.0 sacks in his first two seasons with the team, Hughes became the fourth Bill to ever record 20+ sacks in his first two years.



@BuffaloBillsPR

Be sure to follow @BuffaloBillsPR on Twitter to stay up to date with interesting in-game notes, injury reports, post-game notes and quotes of interest.



GILMORE ON THE CORNER

CB Stephon Gilmore has 27 tackles, two interceptions and 15 passes defended on the season. His 15 passes defended ranks third in the NFL.

He's continuing his solid play from last season when he had a career-high three interceptions to go along with 46 tackles, three tackles for a loss, a forced fumble and six passes defended.

Since entering the league, Gilmore has consistently shown his ability to break up passes. Among all AFC defensive backs, Gilmore ranks tied for fourth in passes defended since 2012:

AFC PASSES DEFENSED - SINCE 2012

RK.	PLAYER/TEAM	PD
1.	Joe Haden, CLE	52
2t.	Buster Skrine, NYJ	49
2t.	Sean Smith, KC	49
4t.	Stephon Gilmore, BUF	47
4t.	Vontae Davis, IND	47
4t.	Johnathan Joseph, HOU	47

DARBY STEPS UP

Rookie CB Ronald Darby has gotten his debut season off to a fantastic start. Darby has totaled 47 tackles, two interceptions and 18 passes defended so far in his rookie season. His 18 passes defended lead the NFL and are a franchise record for a rookie:

NFL PASSES DEFENSED - 2015 SEASON

RK.	PLAYER/TEAM	POS	PD
1.	Ronald Darby, BUF	CB	18
2.	Davon House, JAX	CB	16
3.	Stephon Gilmore, BUF	CB	15
4.	Josh Norman, CAR	CB	14
5t.	Delvin Breaux, NO	CB	13
5t.	Marcus Peters, KC	CB	13

His play in the first four weeks earned him the NFL Defensive Rookie of the Month award for September.

GRAHAM THE VETERAN LEADER

Buffalo native CB Corey Graham leads the team with 74 tackles, one sack, five QB hits, three tackles for a loss, two interceptions, one touchdown and has recovered one fumble so far this season. His 74 tackles is second among all defensive backs in the NFL:

NFL DEFENSIVE BACKS TACKLES - 2015 SEASON

RK.	PLAYER/TEAM	TACKLES SOLO	ASST
1.	Reshad Jones, MIA	83	64
2.	Corey Graham, BUF	74	56
3t.	Barry Church, DAL	70	45
3t.	Dashon Goldson, WAS	70	46
5.	Kenny Vaccaro, NO	64	42

Graham is continuing his success from 2014 when he was a consistent contributor no matter where he lined up in the secondary. For the season, Graham had 77 tackles, two interceptions, a career-high 16 passes defended and one fumble recovery.

BEAST MODE BRADHAM

LB Nigel Bradham currently has 48 tackles, one sack, two QB hits, three passes defended and three tackles for a loss on the season.

Bradham broke out last season when he started in all 14 games he played in and he recorded 100 tackles, 2.5 sacks, one interception, seven passes defended, seven quarterback hits and six tackles for a loss. It was his first career season with 100 tackles.

Bradham was the first Bill with a sack and an interception in one game since Jairus Byrd had 1.0 sack and two interceptions against the Jets on 11/17/13. Bradham is the first linebacker with the interception-sack combo since Kiko Alonso did it against Carolina on 9/15/13.

Bradham has showed his ability to play the run and pass in the last two seasons and he currently is tied for sixth among AFC linebackers with 9 passes defended over that time period:

AFC LINEBACKER PASSES DEFENSED - SINCE 2014

RK.	PLAYER/TEAM	POS	PD
1.	C.J. Mosley, BAL	LB	12
2.	Brandon Marshall, DEN	LB	11
3t.	Justin Houston, KC	LB	10
3t.	Daryl Smith, BAL	LB	10
3t.	Telvin Smith, JAX	LB	10
6t.	Nigel Bradham, BUF	LB	9



CARPENTER PASSES 800

K Dan Carpenter has hit 12 of his 14 field goal attempts and is 23/25 on PATs so far this season. With his first extra point in week one, Carpenter officially recorded over 800 career points.

He's continuing the success he had in a record-breaking season in 2014 as he made a franchise record 34 field goals. For the season he went 34-38 and made 31 of his 32 PAT's to record 133 points on the year, the third highest point total in a season in Bills history.

Carpenter finished sixth in the NFL with his 133 points after going 34/38 on field goals and converting 31/32 of his PATs last season.

MOST EFFICIENT IN BILLS HISTORY

Carpenter has converted 89.29 percent of his field goal attempts with the Bills - the best in team history:

FIELD GOAL PERCENTAGE MARK - BILLS HISTORY

RK.	PLAYER, YEARS	FGM-FGA	FG %
1.	Dan Carpenter, 2013-15	79-88	89.77
2.	Rian Lindell, 2003-12	225-270	83.33
3.	Steve Christie, 1992-2000	234-299	78.26

NEW TEAM RECORD

Carpenter set a new team record with 34 made field goals in 2014, after matching former Bills K Stevie Christie's team record of 33 field goals made in a single season set in 1998:

FIELD GOALS MADE - BILLS HISTORY SINGLE SEASON

RK.	PLAYER, YEAR	FIELD GOALS MADE
1.	Dan Carpenter, 2014	34
2t.	Dan Carpenter, 2013	33
2t.	Steve Christie, 1998	33
4.	Scott Norwood, 1988	32

SECOND-MOST FIELD GOALS MADE SINCE 2008

Since entering the NFL in 2008, Carpenter has converted 202-of-239 field goals along with 235-of-238 point after tries in 115 games.

His 202 field goals made are the second most in the NFL among active kickers since 2008:

FIELD GOALS MADE - SINCE 2008

RK.	PLAYER, TEAM	FIELD GOALS MADE
1.	Stephen Gostkowski, NE	223
2.	Dan Carpenter, MIA-BUF	206
3.	Sebastian Janikowski, OAK	198
4t.	Phil Dawson, SF	194
4t.	Matt Bryant, ATL	194

SCHMIDT PINS THEM DEEP

P Colton Schmidt has totaled 47 punts for 2,246 yards and a 47.8 average so far this season. Schmidt had one of the best days of his career in week four against the Giants, averaging a career high 51.9 yards per punt. His average of 47.8 yards per punt is tied for sixth in the NFL:

PUNTING LEADERS - 2015 SEASON


RK.	PLAYER, TEAM	GROSS AVG
1.	Matt Darr, MIA	49.1
2.	Pat McAfee, IND	48.6
3t.	Johnny Hekker, STL	48.5
3t.	Matt Bosher, ATL	48.5
5.	Sam Koch, BAL	48.2
6t.	Andy Lee, CLE	47.8
6t.	Colton Schmidt, BUF	47.8

He got his Bills career off to a solid start in 2014. 31 of his 86 punts pinned the opposing team inside their own 20, including four of his five punts in his debut against the Bears, which is the most punts inside the 20 in any punters first game as a Bill in franchise history. The 31 punts inside the 20 finished tied for fourth in the NFL:

PUNTS INSIDE THE 20 LEADERS - 2014 SEASON

RK.	PLAYER, TEAM	INSIDE THE 20
1t.	Donnie Jones, PHI	34
1t.	Drew Butler, ARI	34
3.	Johnny Hekker, SEA	33
4t.	Colton Schmidt, BUF	31
4t.	Dustin Colquitt, KC	31
4t.	Marquette King, OAK	31





REX RYAN
HEAD COACH

COLLEGE: Southwestern Oklahoma State

NFL: 19th Season

BILLS: First Season

PRO CAREER:

Ryan was named Buffalo's 18th head coach on January 12, 2015. He enters his first season as Buffalo's head coach and his 19th season in the NFL coaching ranks. Ryan spent the previous six years as the head coach of the New York Jets from 2009-14, where he led the Jets to the AFC Championship game in 2009 and 2010. Prior to his Jets tenure, Ryan spent ten seasons with the Baltimore Ravens from 1999-2008. From 2005-08, he was the defensive coordinator for the Ravens. From 1999-2004, Ryan served as the defensive line coach and helped Baltimore win Super Bowl XXXV in 2000. Before arriving in Baltimore, Ryan spent three years as a defensive coordinator in the college ranks. In 1998, he directed the defense at Oklahoma. In 1996 and 1997 he served as the defensive coordinator at the University of Cincinnati. Before coaching at Cincinnati, Ryan coached under his father, Buddy Ryan, for two years with the Arizona Cardinals. In 1995 he coached the linebackers and in 1994 he coached the defensive line. From 1990-93, Ryan served as the defensive coordinator for Morehead State. In 1989, he was the assistant head coach/defensive coordinator for New Mexico Highlands. He got his coaching start in 1987 and 1988 as the defensive ends coach for Eastern Kentucky. Career record: 48-52

BACKGROUND:

Ryan played football at SW Oklahoma State (1983-86), where he earned his bachelor's degree in physical education. He earned his master's in physical education at Eastern Kentucky in 1988.

PERSONAL:

Born December 13, 1962, Ardmore, OK. He and his wife, Michelle, have two sons, Payton and Seth.



OFFENSIVE COACHES



GREG ROMAN

OFFENSIVE COORDINATOR

Born August 19, 1972, Atlantic City, N.J. Defensive line/linebacker John Carroll 1990-94. No pro playing experience. College coach: Stanford 2009-2010. Pro coach: Carolina Panthers 1995-2001, Houston Texans 2002-05, Baltimore Ravens 2006-07, San Francisco 49ers 2011-14, joined Bills in 2015.



KURT ANDERSON

ASSISTANT OFFENSIVE LINE

Born August 8, 1978, Glenview, Ill. Offensive line Michigan 1997-2001. No pro playing experience. College coach: Indiana State 2005, Michigan 2006-07; Eastern Michigan 2008-12. Pro coach: joined Bills in 2013.



AARON KROMER

OFFENSIVE LINE

Born April 30, 1967, Sandusky, Ohio. Tackle Miami (Ohio) 1986-89. No pro playing experience. College coach: Miami (Ohio) 1990-98, Northwestern 1998-2000. Pro coach: Oakland Raiders 2001-04, Tampa Bay Buccaneers 2005-07, New Orleans Saints 2008-12 (interim head coach first six games 2012), Chicago Bears 2013-14, joined Bills in 2015.



SANJAY LAL

WIDE RECEIVERS

Born July 23, 1969, London, England. Wide receiver UCLA 1989, Washington 1990-93. Pro receiver St. Louis Rams 1998, Scottish Claymores (NFL) 1999. College coach: Los Medanos (Calif.) college 2003, St. Mary's College 2004, California 2005-06. Pro coach: Oakland Raiders 2007-11, New York Jets 2012-14, joined the Bills in 2015.



DAVID LEE

QUARTERBACKS

Born July 2, 1953, Cape Girardeau, Mo. Quarterback Vanderbilt 1971-74. No pro playing experience. College coach: Tennessee-Martin 1975-76, Vanderbilt 1977, Mississippi 1978-1982, 2011, New Mexico 1983, Arkansas 1984-88, 2001-02, 2007, Texas-El Paso 1989-1993 (head coach), Rice 1994-2000. Pro coach: Dallas Cowboys 2003-06, Miami Dolphins 2008-2010, Buffalo Bills 2012, New York Jets 2013-14, joined Buffalo in 2015.



OFFENSIVE COACHES



ANTHONY LYNN

ASSISTANT HEAD COACH/RUNNING BACKS


Born December 21, 1968, McKinney, Texas. Running back Texas Tech 1987-1991. Pro running back Denver Broncos 1993, 1997-99, San Francisco 49ers 1995-96. Pro coach: Denver Broncos 2000-02, Jacksonville Jaguars 2003-04, Dallas Cowboys 2005-06, Cleveland Browns 2007-08, New York Jets 2009-14, joined Buffalo in 2015.



CHRIS PALMER

SENIOR OFFENSIVE ASSISTANT

Born September 23, 1949, Brewster, NY. Quarterback Southern Connecticut State 1969-71. No pro playing experience. College coach: Connecticut 1972-74, Lehigh 1975, Colgate 1976-82, University of New Haven 1986-87, Boston University 1988-89. Pro Coach: Montreal Concordes 1983, New Jersey Generals 1984-85, Houston Oilers 1990-92, New England Patriots 1993-96, Jacksonville Jaguars 1997-98, Cleveland Browns 1999-2000, Houston Texans 2002-05, Dallas Cowboys 2006, New York Giants 2007-09, Hartford Colonials 2010, Tennessee Titans 2011-12, San Francisco 49ers 2013-14, joined Buffalo in 2015.



JASON VRABLE

OFFENSIVE QUALITY CONTROL

Born January 23, 1985, South Park, PA. Quarterback Marietta College 2004-06. No pro playing experience. College coach: Marietta 2007, Robert Morris 2008, Syracuse 2009-2010, Charleston 2011-12. Pro coach: Joined Bills in 2013.



TONY SPARANO

TIGHT ENDS

Born October 22 1986, Colleyville, Texas. Defensive end Albany 2006-08. No pro playing experience. Pro coach: Hartford Colonials (UFL) 2010, Miami Dolphins 2011, Jets 2011-14, joined the Bills in 2015.

DEFENSIVE COACHES



DENNIS THURMAN

DEFENSIVE COORDINATOR

Born April 13, 1956, Los Angeles, Calif. Defensive back Southern California 1974-77. Pro defensive back Dallas Cowboys 1978-1985, St. Louis Cardinals 1986. College coach: Southern California 1993-2000. Pro coach: Phoenix Cardinals 1988-89, Ohio Glory (WFLA) 1992, Baltimore Ravens 2002-07, New York Jets 2009-14, joined the Bills in 2015.



BOBBY APRIL III

LINEBACKERS

Born August 15, 1981, Tucson, Ariz. Attended Louisiana-Lafayette. No college or pro playing experience. College coach: Tulane 2005-06, Portland State 2007-09, Nicholls State 2010. Pro coach: Philadelphia Eagles 2011-12, New York Jets 2013-14, joined Bills in 2015.



KARL DUNBAR

DEFENSIVE LINE

Born May 18, 1967, Plaisance, LA. Defensive lineman Louisiana State 1986-89. Pro defensive lineman Pittsburgh Steelers 1990, New Orleans Saints 1992-93, Arizona Cardinals 1994-95. College coach: Nicholls State 1998-99, Louisiana State 2000-01, Oklahoma State 2002-03, Louisiana State 2005. Pro coach: Chicago Bears 2004, Minnesota Vikings 2006-11, New York Jets 2012-14, joined Bills in 2015.



DONNIE HENDERSON

DEFENSIVE BACKS

Born May 17, 1957, Baltimore, MD. Defensive back Utah State 1978-79. No pro playing experience. College coach: Utah State 1983-88, Idaho 1989, California 1990-91, Arizona State 1992-97, Houston 1998, Southern 2011, Syracuse 2012. Pro coach: Baltimore Ravens 1999-2003, New York Jets 2004-05, Detroit Lions 2006, Jacksonville Jaguars 2008, California Redwoods (UFL) 2009, Arizona Cardinals 2010, joined Bills in 2013.



D'ANTON LYNN

DEFENSIVE ASSISTANT

Born October 24, 1989, Plano, TX. Defensive back Penn State 2008-11. Pro defensive back New York Jets 2012, Hamilton Tiger-Cats 2013. Pro Coach: Joined Bills in 2015.



DEFENSIVE COACHES



TIM MCDONALD **DEFENSIVE BACKS**

Born January 6, 1965, Fresno, Calif.
Defensive back Southern California 1983-86.
Pro defensive back St. Louis/Phoenix Cardinals
1987- 1992, San Francisco 49ers 1993-99.
College coach: Fresno State 2012. Pro coach:
New York Jets 2013-14, Joined the Bills in 2015.



JASON REBROVICH **OUTSIDE LINEBACKERS**

Born March 15, 1978, Clarence, N.Y.
Defensive line Alfred State 1996-97, Cortland
1998-99. No pro playing experience. College
coach: Cortland 2001-04, 2008-2010, Ferris
State 2005-07, Syracuse 2011-12. Pro coach:
Joined Bills in 2013.



JEFF WEEKS **ASSISTANT DEFENSIVE LINE**

Born May 30, 1962, Denver, Colo.
Wide receiver Southwest Oklahoma State
1982-84, Northwest Oklahoma State 1995. No
pro playing experience. College coach: West-
ern Kentucky 1987-88, Morehead State 1990-
91, Phoenix (Ariz.) C.C. 1996, Oklahoma 1999,
Fort Scott (Kan.) C.C. 2001-04, Southeast
Oklahoma State 2005, Texas A&M-Kingsville
2006. Pro coach: Oakland Raiders 2008, New
York Jets 2009-2014, joined the Bills in 2015.

OFFENSIVE COACHES



DANNY CROSSMAN **SPECIAL TEAMS COORDINATOR**

Born January 17, 1967, El Paso, Texas.
Defensive back Kansas 1985, Pittsburgh 1987-
89. Pro defensive back Washington Redskins
1990, Detroit Lions 1991-92. College coach:
U.S. Coast Guard Academy 1993, Western
Kentucky 1994- 96, Central Florida 1997-98,
Georgia Tech 1999-2001, Michigan State 2002.
Pro coach: Carolina Panthers 2003-09, Detroit
Lions 2010-12, joined Bills in 2013.



MICHAEL HAMLIN **SPECIAL TEAMS QUALITY CONTROL**


Born November 21, 1985, Lamar, South
Carolina. Defensive back Clemson 2005-08.
Pro defensive back Dallas Cowboys 2009-10,
Jacksonville Jaguars 2010, Indianapolis Colts
2011, Washington Redskins 2011-12. College
coach: Clemson 2013-14. Pro coach: joined
the Bills in 2015.



ERIC SMITH **SPECIAL TEAMS ASSISTANT**

Born March 17, 1983, Columbus, OH.
Defensive back Michigan State 2002-05. Pro
defensive back New York Jets 2006-12. Pro
Coach: New York Jets 2014, joined Buffalo in
2015.

STRENGTH AND CONDITIONING



ERIC CIANO **HEAD STRENGTH AND CONDITIONING**

Born August 8, 1973, Waltham, Mass.
Offensive line Springfield (Mass.) College 1993-
97. No pro playing experience. College coach:
Tennessee 1997-99, Louisiana Tech 2000-02,
Tennessee 2002-04, Georgia Tech 2005-09. Pro
coach: Joined Bills in 2010.



DAN LIBURD **STRENGTH AND CONDITIONING ASSISTANT**

Born August 19, 1984, Rockville Centre, NY.
Attended Springfield College. No college or pro
playing experience. Pro coach: Joined the Bills
in 2009.



MARK LOECHER **STRENGTH AND CONDITIONING ASSISTANT**

Born February 21, 1990, Buffalo, NY.
Attended Mercyhurst University. No college or
pro playing experience. Pro coach: Joined the
Bills in 2015.



HAL LUTHER **ASSISTANT STRENGTH AND CONDITIONING**

Born March 24, 1974, Dolgeville, N.Y.
Quarterback Springfield (Mass.) College 1992-95.
No pro playing experience. College coach: Western
Michigan 1996, Wisconsin-LaCrosse 1996-97,
North Carolina State 1998-2000, Syracuse 2000-
2012. Pro coach: Joined Bills in 2013.



JASON OSZVART **STRENGTH AND CONDITIONING ASSISTANT**

Born December 24, 1988, Robinsville, N.J.
Attended East Stroudsburg. No college or pro
playing experience. Pro coach: New York Jets
2013-14, joined the Bills in 2015.



BILLS 2014 RANKINGS

OFFENSE

Category	Total	AFC Rank	NFL Rank
Total Yards/Game	318.5	13th	26th
Points Per Game	21.4	11th	18th
Passing Yards/Game	225.9	8th	18th
Passing Yards/Attempt	6.2	12th	24th
Interceptions	13	6th	T-13th
Rushing Yards/Game	92.6	13th	25th
Rushing Yards/Play	3.7	13th	26th
Times Sacked	39	11th	18th
1st Downs/Game	17.1	13th	28th
3rd Down Efficiency	36.7%	12th	26th
4th Down Efficiency	42.9%	10th	20th
Punt Return Average	9.6	5th	12th
Kick Return Average	23.3	9th	17th
Net Punt Average	38.7	12th	21th
Field Goal Percentage	89.5%	4th	6th

DEFENSE

Category	Total	AFC Rank	NFL Rank
Total Yards/Game	312.2	2nd	4th
Points Per Game	18.1	2nd	4th
Passing Yards/Game	205.8	2nd	3rd
Passing Yards/Attempt	5.9	2nd	2nd
Interceptions	19	4th	6th
Rushing Yards/Game	105.8	7th	11th
Rushing Yards/Play	4.0	8th	14th
Sacks	54.0	1st	1st
1st Downs/Game	18.9	2nd	5th
3rd Down Efficiency	33.2%	1st	1st
4th Down Efficiency	45.5%	T-10th	T-15th
Time of Possession	30:25	12th	23rd
Punt Return Average	6.5	2nd	4th
Kick Return Average	20.0	1st	3rd
Net Punt Average	37.3	3rd	6th
Field Goal Percentage	81.1%	4th	9th

ADDITIONAL POSTSEASON HONORS

ASSOCIATED PRESS

ALL-PRO TEAM

Mario Williams - 1st Team
Marcell Dareus - 1st Team

PFWA ALL-NFL TEAM

Marcell Dareus - 1st Team
Mario Williams - 1st Team

PFWA ALL-AFC TEAM

Marcell Dareus - 1st Team
Mario Williams - 1st Team
Kyle Williams - 1st Team

PRO FOOTBALL FOCUS

ALL-PRO TEAM

Marcell Dareus - 1st Team
Marcus Easley - 1st Team
Corey Graham - Honorable Mention

NFL.COM ALL-ROOKIE TEAM

Sammy Watkins - 1st Team

BILLS FINISH 9-7 IN 2014

The Bills finished the 2014 season with a 9-7 record, the franchise's best mark since 2004.

Buffalo's offense was led by the young wide receiver duo of rookie Sammy Watkins and second-year pro Robert Woods, with each finishing the season with 65 receptions. Watkins tallied 982 receiving yards and six touchdowns, while Woods recorded 699 receiving yards and five touchdowns. Veteran QB Kyle Orton started 12 games on the season, recording three 300-yard games and throwing for 18 touchdowns to end the season with an 87.8 passer rating. Running back Fred Jackson, in his eighth season, led the team in receptions (66) and rushing yards (525).

The Bills' defense accumulated 50.0+ sacks and 30+ takeaways for the second consecutive season, posting 54.0 and 30, respectively. Buffalo led the NFL in sacks on the backs of three Bills finishing with double-digit sacks – led by DE Mario Williams' 14.5 and followed by Jerry Hughes (10.0) and Marcell Dareus (10.0).

Ultimately, the Bills finished with three Pro Bowlers – DT Marcell Dareus, DE Mario Williams and DT Kyle Williams.

BILLS FINISH 9-7 IN 2014

CATEGORY	Bills
Record	9-7
Points Scored	343
Points Allowed	289
Touchdowns Scored	34
Touchdowns Allowed	28
Rushing TDs	7
Passing TDs	23
Return TDs	4
Rushing TDs Allowed	10
Passing TDs Allowed	16
Return TDs Allowed	2
Sacked/Yards Lost	39/242
Fumbles/Lost	22/10
Had Intercepted	13
Field Goals Made/Attempted	34/38
Average Yards Per Game	318.5
Opp. Average Yards Per Game	312.2
Average Rushing Yards Per Game	92.6
Opp. Avg. Rushing Yards Per Game	106.4
Average Passing Yards Per Game	225.5
Opp. Avg. Passing Yards Per Game	205.8
Turnover Ratio	+7
Average Time of Possession	29:35
NFL Rank-Total Offense/Run/Pass	26th/25th/18th
NFL Rank-Total Defense/Run/Pass	4th/11th/3rd

BUFFALO BILLS ROSTERS



Alphabetical

Numerical

Depth Chart

Transactions

How the Bills Were Built

By Experience

By Position

BUFFALO BILLS 2015 ALPHABETICAL ROSTER

NO	NAME	POS	HT	WT	DOB	EXP	COLLEGE	HOMETOWN	HOW ACQ.
53	Bradham, Nigel	LB	6-2	241	9/4/1989	4	Florida State	Crawfordville, FL	D4a-12
33	Brooks, Ron	CB	5-10	190	10/16/1988	4	LSU	Irving, TX	D4b-12
52	Brown, Preston	LB	6-1	251	10/27/1992	2	Louisville	Cincinnati, OH	D3-14
97	Bryant, Corbin	DT	6-4	300	1/4/1988	3	Northwestern	Chicago, IL	FA-12
39	Butler, Mario	CB	6-1	187	10/20/1988	2	Georgia Tech	Jacksonville, FL	FA-13
2	Carpenter, Dan	K	6-2	228	11/25/1985	8	Montana	Helena, MT	FA-13
98	Carrington, Alex	DT	6-5	301	6/19/1987	6	Arkansas State	Tupelo, MS	FA-15
96	Charles, Stefan	DT	6-5	323	6/9/1988	3	Regina	Toronto, Ontario	FA-13
85	Clay, Charles	TE	6-3	255	2/13/1989	5	Tulsa	Little Rock, AR	FA-15
28	Darby, Ronald	CB	5-11	193	1/2/1994	R	Florida State	Oxon Hill, MD	D2-15
99	Dareus, Marcell	DT	6-3	331	3/13/1990	5	Alabama	Huffman, AL	D1-11
26	Dixon, Boobie	RB	6-1	233	9/24/1987	6	Mississippi State	Jackson, MS	FA-14
81	Easley, Marcus	WR	6-2	217	11/2/1987	5	Connecticut	Stratford, CT	D4-10
75	Enemkpali, IK	DE	6-1	261	7/3/1991	2	Louisiana Tech	Pflugerville, TX	W-15 (NYJ)
42	Felton, Jerome	FB	6-0	248	7/3/1986	8	Furman	Duren, Germany	FA-15
4	Gay, Jordan	K	6-0	200	3/29/1990	2	Centre	Danville, KY	FA-14
24	Gilmore, Stephon	CB	6-1	190	9/19/1990	4	South Carolina	Rock Hill, SC	D1-12
77	Glenn, Cordy	T	6-6	345	9/18/1989	4	Georgia	Riverdale, GA	D2-12
89	Gragg, Chris	TE	6-3	244	6/30/1990	3	Arkansas	Warren, AR	D7-13
20	Graham, Corey	S	6-0	196	7/25/1985	9	New Hampshire	Buffalo, NY	FA-14
66	Henderson, Seantrel	T	6-7	331	1/21/1992	2	Miami	St. Paul, MN	D7b-14
38	Herron, Boom	RB	5-10	213	3/21/1989	3	Ohio State	Warren, OH	FA-15
15	Hogan, Chris	WR	6-1	220	10/24/1988	3	Monmouth (N.J.)	Ramapo, NJ	FA-12
55	Hughes, Jerry	DE	6-2	254	8/13/1988	6	Texas Christian	Sugar Land, TX	TR-13 (IND)
61	Ikard, Gabe	C	6-4	304	9/26/1990	2	Oklahoma	Oklahoma City, OK	W-15 (TEN)
64	Incognito, Richie	G	6-3	319	7/5/1983	9	Nebraska	Englewood, NJ	FA-15
8	Johnson, Josh	QB	6-3	210	5/15/1986	7	San Diego	Oakland, CA	FA-15
58	Johnson, Randell	LB	6-4	245	3/23/1991	2	Florida Atlantic	Miami, FL	D7a-14
71	Kouandjio, Cyrus	T	6-7	322	7/21/1993	2	Alabama	Hyattsville, MD	D2-14
91	Lawson, Manny	LB	6-5	240	7/3/1984	10	North Carolina State	Goldsboro, NC	FA-13
3	Manuel, EJ	QB	6-4	237	3/19/1990	3	Florida State	Virginia Beach, VA	D1-13
25	McCoy, LeSean	RB	5-11	208	7/12/1988	7	Pittsburgh	Harrisburg, PA	TR-15 (PHI)
21	McKelvin, Leodis	CB	5-10	185	9/1/1985	8	Troy	Waycross, GA	D1-08
36	Meeks, Jonathan	S	6-0	209	11/8/1989	3	Clemson	Rock Hill, SC	D5-13
76	Miller, John	G	6-2	303	8/12/1993	R	Louisville	Miami, FL	D3-15
79	Mills, Jordan	T	6-5	316	12/24/1990	3	Louisiana Tech	Thibodaux, LA	FA-15
17	Moore, Denarius	WR	6-0	190	12/9/1988	5	Tennessee	Tatum, TX	FA-15
82	Mulligan, Matthew	TE	6-4	267	1/18/1985	7	Maine	Bangor, ME	FA-15
30	Rambo, Bacarri	S	6-0	211	6/27/1990	3	Georgia	Donalsonville, GA	FA-14
37	Robey, Nickell	CB	5-8	165	1/17/1992	3	Southern California	Frostproof, FL	UFA-13
65	Sanborn, Garrison	LS	6-1	240	7/31/1985	7	Florida State	Tampa, FL	FA-09
6	Schmidt, Colton	P	5-11	224	10/27/1990	2	California-Davis	Bakersfield, CA	FA-14
50	Steward, Tony	LB	6-0	241	9/19/1992	R	Clemson	Hastings, FL	D6a-15
59	Tarpley, AJ	LB	6-2	232	4/30/1992	R	Stanford	Plymouth, MN	UFA-15
5	Taylor, Tyrod	QB	6-1	215	8/3/1989	5	Virginia Tech	Hampton, VA	FA-15
60	Urbik, Kraig	G	6-5	324	9/23/1985	7	Wisconsin	Hudson, WI	W-10 (PIT)
14	Watkins, Sammy	WR	6-1	211	6/14/1993	2	Clemson	Fort Myers, FL	D1-14
27	Williams, Duke	S	5-11	201	10/15/1990	3	Nevada	Reno, NV	D4-13
29	Williams, Karlos	RB	6-1	230	5/4/1993	R	Florida State	Davenport, FL	D5-15
95	Williams, Kyle	DT	6-1	303	6/10/1983	10	LSU	Ruston, LA	D5a-06
94	Williams, Mario	DE	6-6	292	1/31/1985	10	North Carolina State	Richlands, NC	FA-12
70	Wood, Eric	C	6-4	310	3/18/1986	7	Louisville	Cincinnati, OH	D1b-09
10	Woods, Robert	WR	6-0	190	4/10/1992	3	Southern California	Carson, CA	D2a-13
RESERVE/PHYSICALLY UNABLE TO PERFORM									
41	Thomas, Cam	CB	6-1	200	5/5/1991	R	Western Kentucky	Paterson, NJ	UFA-15
RESERVE/INJURED, DESIGNATED FOR RETURN									
23	Williams, Aaron	S	6-0	199	4/23/1990	5	Texas	Round Rock, TX	D2-11
RESERVE/INJURED									
79	Chandler, Tyson	T	6-6	331	2/2/1991	R	North Carolina State	North Plainfield, NJ	UFA-15
88	Goodwin, Marquise	WR	5-9	179	11/19/1990	3	Texas	Garland, TX	D3-13
48	Gray, MarQueis	TE	6-4	242	11/7/1989	3	Minnesota	Indianapolis, IN	W-14 (Min)
18	Harvin, Percy	WR	5-11	184	5/28/1988	7	Florida	Chesapeake, VA	FA-15
57	Powell, Ty	LB	6-2	249	4/27/1988	3	Harding	Marina, CA	FA-13
41	Wood, Cierre	RB	5-11	215	2/21/1991	1	Notre Dame	Bloomington, CA	FA-15
92	Wynn, Jarius	DE	6-3	285	8/29/1986	7	Georgia	Augusta, GA	FA-14
PRACTICE SQUAD									
35	Gillislee, Mike	RB	5-11	219	11/1/1990	3	Florida	DeLand, FL	FA-15
13	Lewis, Dezmin	WR	6-4	214	12/5/1992	R	Central Arkansas	Mesquite, TX	D7-15
46	Noel, Merrill	CB	5-10	175	9/10/1991	R	Wake Forest	Pahokee, FL	FA-15
84	O'Leary, Nick	TE	6-3	252	8/31/1992	R	Florida State	Palm Beach, FL	D6b-15
19	Powell, Walt	WR	6-0	189	11/23/1991	2	Murray State	St. Louis, MI	FA-15
51	Reddick, Kevin	LB	6-1	240	12/28/1989	2	North Carolina	New Bern, NC	W-15 (CAR)
56	Reed, Cedric	DE	6-5	269	10/9/1992	R	Texas	Cleveland, TX	UFA-15
68	Richardson, Cyril	G	6-5	343	12/27/1990	2	Baylor	Fort Worth, TX	D5-14
44	Seamster, Sammy	CB	6-0	205	2/5/1991	2	Middle Tennessee State	Ooltewah, TN	FA-15
7	Vaughan, Dustin	QB	6-5	240	1/27/1991	1	West Texas A&M	Corpus Christi, TX	FA-15
31	Watkins, Jaylen	CB	5-11	194	11/27/1991	2	Florida	Cape Coral, FL	FA-15

BUFFALO BILLS 2015 NUMERICAL ROSTER									
NO	NAME	POS	HT	WT	AGE	EXP	COLLEGE	HOMETOWN	HOW ACQ.
2	Dan Carpenter	K	6-2	228	29	8	Montana	Helena, MT	FA-13
3	EJ Manuel	QB	6-4	237	25	3	Florida State	Virginia Beach, VA	D1-13
4	Jordan Gay	K	6-0	200	25	2	Centre	Danville, KY	FA-14
5	Tyrod Taylor	QB	6-1	215	26	5	Virginia Tech	Hampton, VA	FA-15
6	Colton Schmidt	P	5-11	224	24	2	California-Davis	Bakersfield, CA	FA-14
8	Josh Johnson	QB	6-3	210	29	7	San Diego	Oakland, CA	FA-15
10	Robert Woods	WR	6-0	190	23	3	Southern California	Carson, CA	D2a-13
14	Sammy Watkins	WR	6-1	211	22	2	Clemson	Fort Myers, FL	D1-14
15	Chris Hogan	WR	6-1	220	26	3	Monmouth (N.J.)	Ramapo, NJ	FA-12
17	Denarius Moore	WR	6-0	190	26	5	Tennessee	Tatum, TX	FA-15
20	Corey Graham	S	6-0	196	30	9	New Hampshire	Buffalo, NY	FA-14
21	Leodis McKelvin	CB	5-10	185	30	8	Troy	Waycross, GA	D1-08
24	Stephon Gilmore	CB	6-1	190	24	4	South Carolina	Rock Hill, SC	D1-12
25	LeSean McCoy	RB	5-11	208	27	7	Pittsburgh	Harrisburg, PA	TR-15 (PHI)
26	Boobie Dixon	RB	6-1	233	27	6	Mississippi State	Jackson, MS	FA-14
27	Duke Williams	S	5-11	201	24	3	Nevada	Reno, NV	D4-13
28	Ronald Darby	CB	5-11	193	21	R	Florida State	Oxon Hill, MD	D2-15
29	Karlos Williams	RB	6-1	230	22	R	Florida State	Davenport, FL	D5-15
30	Bacarri Rambo	S	6-0	211	25	3	Georgia	Donalsonville, GA	FA-14
33	Ron Brooks	CB	5-10	190	26	4	LSU	Irving, TX	D4b-12
36	Jonathan Meeks	S	6-0	209	25	2	Clemson	Rock Hill, SC	D5-13
37	Nickell Robey	CB	5-8	165	23	3	Southern California	Frostproof, FL	UFA-13
38	Boom Herron	RB	5-10	213	26	3	Ohio State	Warren, OH	FA-15
39	Mario Butler	CB	6-1	187	26	2	Georgia Tech	Jacksonville, FL	FA-13
42	Jerome Felton	FB	6-0	248	29	8	Furman	Duren, Germany	FA-15
50	Tony Steward	LB	6-0	241	22	R	Clemson	Hastings, FL	D6a-15
52	Preston Brown	LB	6-1	251	22	2	Louisville	Cincinnati, OH	D3-14
53	Nigel Bradham	LB	6-2	241	26	4	Florida State	Crawfordville, FL	D4a-12
55	Jerry Hughes	DE	6-2	254	27	6	Texas Christian	Sugar Land, TX	TR-13 (IND)
58	Randell Johnson	LB	6-4	245	24	2	Florida Atlantic	Miami, FL	D7a-14
59	AJ Tarpley	LB	6-2	242	23	R	Stanford	Plymouth, MN	UFA-15
60	Kraig Urbik	G	6-5	324	29	7	Wisconsin	Hudson, WI	W-10 (PIT)
61	Gabe Ikard	C	6-4	304	24	2	Oklahoma	Oklahoma City, OK	W-15 (TEN)
64	Richie Incognito	G	6-3	319	32	9	Nebraska	Englewood, NJ	FA-15
65	Garrison Sanborn	LS	6-1	240	30	7	Florida State	Tampa, FL	FA-09
66	Seantrel Henderson	T	6-7	331	23	2	Miami	St. Paul, MN	D7b-14
70	Eric Wood	C	6-4	310	29	7	Louisville	Cincinnati, OH	D1b-09
71	Cyrus Kouandjio	T	6-7	322	22	2	Alabama	Hyattsville, MD	D2-14
75	IK Enemkpali	DE	6-1	261	24	2	Louisiana Tech	Pflugerville, TX	W-15 (NYJ)
76	John Miller	G	6-2	303	22	R	Louisville	Miami, FL	D3-15
77	Cordy Glenn	T	6-6	345	25	4	Georgia	Riverdale, GA	D2-12
79	Jordan Mills	T	6-5	316	24	3	Louisiana Tech	Thibodaux, LA	FA-15
81	Marcus Easley	WR	6-2	217	27	5	Connecticut	Stratford, CT	D4-10
82	Matthew Mulligan	TE	6-4	267	30	7	Maine	Bangor, ME	FA-15
85	Charles Clay	TE	6-3	255	26	5	Tulsa	Little Rock, AR	FA-15
89	Chris Gragg	TE	6-3	244	25	3	Arkansas	Warren, AR	D7-13
91	Manny Lawson	LB	6-5	240	31	10	North Carolina State	Goldsboro, NC	FA-13
94	Mario Williams	DE	6-6	292	30	10	North Carolina State	Richlands, NC	FA-12
95	Kyle Williams	DT	6-1	303	32	10	LSU	Ruston, LA	D5a-06
96	Stefan Charles	DT	6-5	323	27	3	Regina	Toronto, Ontario	FA-13
97	Corbin Bryant	DT	6-4	300	27	3	Northwestern	Chicago, IL	FA-12
98	Alex Carrington	DE	6-5	301	28	6	Arkansas State	Tupelo, MS	FA-15
99	Marcell Dareus	DT	6-3	331	25	5	Alabama	Huffman, AL	D1-11
RESERVE/PHYSICALLY UNABLE TO PERFORM									
41	Cam Thomas	CB	6-1	200	24	R	Western Kentucky	Paterson, NJ	UFA-15
RESERVE/INJURED, DESIGNATED FOR RETURN									
23	Aaron Williams	S	6-0	199	25	5	Texas	Round Rock, TX	D2-11
RESERVE/INJURED									
18	Percy Harvin	WR	5-11	184	27	7	Florida	Chesapeake, VA	FA-15
41	Cierre Wood	RB	5-11	215	24	1	Notre Dame	Bloomington, CA	FA-15
48	MarQueis Gray	TE	6-4	242	25	3	Minnesota	Indianapolis, IN	W-14 (Min)
57	Ty Powell	LB	6-2	249	27	3	Harding	Marina, CA	FA-13
79	Tyson Chandler	T	6-6	331	24	R	North Carolina State	North Plainfield, NJ	UFA-15
88	Marquise Goodwin	WR	5-9	179	24	3	Texas	Garland, TX	D3-13
92	Jarius Wynn	DE	6-3	285	28	7	Georgia	Augusta, GA	FA-14
PRACTICE SQUAD									
13	Dezmin Lewis	WR	6-4	214	22	R	Central Arkansas	Mesquite, TX	D7-15
19	Walt Powell	WR	6-0	189	23	2	Murray State	St. Louis, MI	FA-15
31	Jaylen Watkins	CB	5-11	194	23	2	Florida	Cape Coral, FL	FA-15
35	Mike Gillislee	RB	5-11	219	25	3	Florida	DeLand, FL	FA-15
44	Sammy Seamster	CB	6-0	205	24	2	Middle Tennessee State	Ooltewah, TN	FA-15
46	Merrill Noel	CB	5-10	175	23	R	Wake Forest	Pahokee, FL	FA-15
51	Kevin Reddick	LB	6-1	240	25	3	North Carolina	New Bern, NC	W-15 (CAR)
56	Cedric Reed	DE	6-5	269	22	R	Texas	Cleveland, TX	UFA-15
68	Cyril Richardson	G	6-5	343	24	2	Baylor	Fort Worth, TX	D5-14
84	Nick O'Leary	TE	6-3	252	22	R	Florida State	Palm Beach, FL	D6b-15

BUFFALO BILLS UNOFFICIAL 2015 DEPTH CHART

OFFENSE

WR	14 Sammy Watkins	15 Chris Hogan	81 Marcus Easley
LT	77 Cordy Glenn	79 Jordan Mills	
LG	64 Richie Incognito		
C	70 Eric Wood	60 Kraig Urbik	61 Gabe Ikard
RG	<u>76 John Miller</u>		
RT	66 Seantrel Henderson	71 Cyrus Kouandjio	
TE	85 Charles Clay	82 Matthew Mulligan	89 Chris Gragg
QB	5 Tyrod Taylor	3 EJ Manuel	8 Josh Johnson
FB	42 Jerome Felton		
RB	25 LeSean McCoy	<u>29 Karlos Williams</u>	26 Boobie Dixon
WR	10 Robert Woods	17 Denarius Moore	38 Boom Herron

DEFENSE

LDE	94 Mario Williams	98 Alex Carrington	
DT	95 Kyle Williams	96 Stefan Charles	
DT	99 Marcell Dareus	97 Corbin Bryant	
RDE	55 Jerry Hughes	75 IK Enemkpali	
SLB	91 Manny Lawson	58 Randell Johnson	
MLB	52 Preston Brown	<u>59 AJ Tarpley</u>	
WLB	53 Nigel Bradham	<u>50 Tony Steward</u>	
LCB	<u>28 Ronald Darby</u>	21 Leodis McKelvin	39 Mario Butler
DS	20 Corey Graham	36 Jonathan Meeks	
DS	27 Duke Williams	30 Bacarri Rambo	
RCB	24 Stephon Gilmore	37 Nickell Robey	33 Ron Brooks

SPECIALISTS

K	2 Dan Carpenter
KO	4 Jordan Gay
P	6 Colton Schmidt
KOR	38 Boom Herron
PR	17 Denarius Moore
LS	65 Garrison Sanborn
H	6 Colton Schmidt

ROOKIES UNDERLINED

2015 TRANSACTIONS

January 6	Signed to reserve/future contract - G Alex Kupper
January 12	Name Rex Ryan the team's 18th head coach in team history
January 13	Terminate contract of DT Jim Schwartz
January 13	Name Greg Roman offensive coordinator
January 14	Retain Special teams coordinator Danny Crossman
January 15	Name Dennis Thurman defensive coordinator
January 15	Named seven coaches - Bobby April III (LBs) , Karl Dunbar (DL) , Tim McDonald (DBs) , Jason Osvart (S&C asst) , Tony Sparano (TEs) , Jeff Weeks (Asst DL) & Eric Smith (ST asst) .
January 16	Signed to reserve/future contracts - DB Jonte Green , G Darryl Johnson
January 19	Name David Lee as quarterbacks coach
January 26	Named six coaches - Michael Hamlin (STQC) , Aaron Kromer (OL) , Sanjay Lal (WRs) , Anthony Lynn (AHC/RBs) , D'Anton Lynn (DA) , Chris Palmer (SOA) ; Retained - Kurt Anderson (AsstOL) , Donnie Henderson (DBs) , Jason Rebrovich (OLBs) , Jason Vrable (OQC)
February 3	Claimed WR Justin Brown from Pittsburgh
February 9	Signed G Richie Incognito
February 17	Released LB Keith Rivers
March 4	Agreed to terms with the Vikings to acquire QB Matt Cassel and an undisclosed draft pick in exchange for undisclosed draft picks.
March 5	Exercised exclusive rights by tendering offers to WR Justin Brown , DT Corbin Bryant and WR Chris Hogan
March 9	Signed K Jordan Gay to contract extension
March 9	Re-signed DE Jerry Hughes
March 10	Acquired RB LeSean McCoy from the Philadelphia Eagles in exchange for LB Kiko Alonso
March 11	Signed free agent FB Jerome Felton . Released TE Scott Chandler
March 12	Re-signed WR Marcus Easley . Signed free agent QB Tyrod Taylor
March 13	Signed DT Kyle Williams to an extension
March 14	Re-signed DE Jarius Wynn
March 18	Signed free agent WR Percy Harvin
March 20	Signed free agent TE Charles Clay after the Miami Dolphins declined to match the Bills offer
April 27	Waived DB Jonte Green
May 1	Drafted CB Ron Darby No. 50 (second round); G John Miller No. 81 (third round)
May 2	Drafted RB Karlos Williams No. 155 (fifth round); LB Tony Stewart No. 188 (sixth round); TE Nick O'Leary No. 194 (sixth round)
May 4	WR Dezmin Lewis No. 234 (seventh round)
May 4	Signed free agent DE Alex Carrington
May 7	Signed the following undrafted free agents - WR Andre Davis , TE Clay Burton , T Tyson Chandler , CB Cam Thomas , CB Merrill Noel , LB AJ Tarpley , LB Andrew Hudson , DT Justin Hamilton , DE BJ Larsen , DE Cedric Reed , DE Erik Williams , P Spencer Roth
May 11	Signed undrafted free agent S Wes Miller
May 13	Signed free agent FB John Conner ; released FB Corey Knox
May 29	Claimed QB Matt Simms ; released QB Jeff Tuel
June 2	Signed free agent DE/LB Michael Buchanan ; released P Spencer Roth
June 16	Signed free agent DT Andre Fluellen ; waived/injured S Deon Broomfield
June 18	Signed free agent TE Matthew Mulligan ; released CB Merrill Noel
June 23	Released DE Bryan Johnson
July 1	Signed free agent T Wayne Hunter
July 14	Placed offensive line coach Aaron Kromer on indefinite paid administrative leave.
July 21	Released T Wayne Hunter
July 28	Released G Chris Williams
July 30	Placed DE Mario Williams , K Dan Carpenter and CB Leodis McKelvin on the Active/Non-Football Injury list. list.
	Placed TE Chris Manhertz and CB Cam Thomas on the Active/Physically Unable to Perform
July 31	Activated DE Mario Williams
August 1	Claimed T Terren Jones
August 3	Signed free agent CB Merrill Noel
August 5	Activated TE Chris Manhertz
August 6	Signed free agent RB Bronson Hill . Waived DE Erik Williams
August 9	Signed CB Nickell Robey to a contract extension
August 9	Signed free agent DE Erik Williams . WR Justin Brown designated as waived/injured.
August 11	Signed free agent CB Lavelle Westbrooks . WR Caleb Holley designated as waived/injured.
August 12	Claimed DE IK Enemkpali off waivers from the New York Jets. TE Clay Burton designated as waived/injured.
August 13	Reach an injury settlement with WR Justin Brown and release him from injured reserve list.
August 14	Reach an injury settlement with WR Caleb Holley and release him from injured reserve list.
August 16	Activated K Dan Carpenter
August 17	Signed free agent CB Ellis Lankster . CB Lavelle Westbrooks released.
August 18	Signed free agent LB Quentin Groves and RB Ricky Seale . Placed DE Jarius Wynn and LB Ty Powell on injured reserve. Released DE Erik Williams .
August 19	Signed free agent RB Cierre Wood and DE Red Bryant . Waived TE Chris Manhertz and CB Rod Sweeting ,
August 20	Reach an injury settlement with TE Clay Burton and release him from injured reserve list.
August 21	Signed free agent QB Austin Willis . Waived DT Jeremy Towns .
August 31	Released DE Michael Buchanan , CB Ross Cockrell , RB Fred Jackson , DT Justin Hamilton , LB Andrew Hudson , T Terren Jones , CB Ellis Lankster , S Kenny Ladler , S Wes Miller , G DJ Morrell , DE Cedric Reed and RB Ricky Seale . Designated WR Austin Willis as Waived/Injured and placed CB Cam Thomas on Reserve/PUP list.
September 1	Claimed C Dalton Freeman and LB Kevin Reddick off waivers. Released LB Jimmy Gaines and designated T Tyson Chandler as waived/injured.
September 4	Waived G William Campbell , WR Andre Davis , LB IK Enemkpali , RB Bronson Hill , G Darryl Johnson , G Alex Kupper , DE BJ Larsen , WR Dezmin Lewis , DB Merrill Noel , WR Tobais Palmer , G Cyril Richardson , QB Matt Simms and RB Cierre Wood . Designated WR Deonte Thompson as waived/injured. Released RB John Conner , DT Andre Fluellen and LB Quentin Groves . Placed DB Leodis McKelvin on the Reserve/Non-Football Injury List.
September 5	Waived C Dalton Freeman , DB Jonathan Meeks and LB Kevin Reddick . Released DE Red Bryant and QB Matt Cassel .
September 6	Claimed C Gabe Ikard from waivers. Signed WR Dezmin Lewis , S Jonathan Meeks , G Cyril Richardson , LB Kevin Reddick and RB Cierre Wood to the practice squad. WR Austin Willis was waived from the Reserve/Injured list.
September 7	Signed DE IK Enemkpali , T Chris Martin , DE Cedric Reed , QB Alex Tanney and CB Jaylen Watkins to the practice squad.
September 8	Signed QB Matt Cassel and waived TE Nick O'Leary .
September 9	Signed DB Merrill Noel to the practice squad and released QB Alex Tanney .
September 10	Signed TE Nick O'Leary to the practice squad and released DE Cedric Reed
September 11	Promoted DE IK Enemkpali to the active roster. Signed DE Cedric Reed to the practice squad. Reached an injury settlement with WR Deonte Thompson . Released DT Andre Fluellen .
September 12	Placed DE IK Enemkpali on the reserve/suspended list. Signed DT Andre Fluellen .
September 14	Activated DT Marcell Dareus off of the reserve/suspended list.
September 15	Waived RB Bryce Brown
September 22	Traded QB Matt Cassel to the Dallas Cowboys for an undisclosed draft pick
September 23	Promoted S Jonathan Meeks to the active roster. Signed QB Dustin Vaughan to the practice squad.
October 2	Promoted RB Cierre Wood to the active roster. Released DT Andre Fluellen .
October 5	Placed DE IK Enemkpali on the Exempt/Commissioner Permission list.
October 6	Signed RB Boom Herron . Placed TE MarQueis Gray on reserve/injured list and signed WR Walt Powell to the practice squad.
October 7	Signed K Billy Cundiff and WR Denarius Moore . Released K Jordan Gay and WR Marcus Thigpen .
October 12	Placed RB Cierre Wood on Reserve/Injured List. Added DE IK Enemkpali to the active roster.
October 13	Signed QB Josh Johnson . Released K Billy Cundiff .
October 14	Signed S Josh Bush . Placed S Aaron Williams on Reserve/Injured, Designated for Return List.
October 15	WR Walt Powell claimed by Oakland Raiders off of practice squad.
October 16	Signed RB Miguel Maysonet to the practice squad.
October 19	Released QB Dustin Vaughan from the practice squad.
October 20	Signed T Jordan Mills to the active roster. Signed WR Titus Davis to the practice squad. Placed WR Marquise Goodwin on the Reserve/Injured List
October 23	Signed K Jordan Gay . Released S Josh Bush .
November 3	Released RB Miguel Maysonet from the practice squad.
November 4	Signed RB Mike Gillislee to the practice squad.
November 6	Added DB Leodis McKelvin to the active roster. Placed WR Percy Harvin on Reserve/Injured list. Signed WR Walter Powell to the practice squad. Released T Chris Martin from the practice squad.
November 9	Signed CB Sammy Seamster to the practice squad. Released WR Titus Davis from the practice squad.

HOW THE BILLS WERE BUILT

YEAR	DRAFTEES	VETERAN FREE AGENTS	TRADES	FREE AGENTS
2006	Kyle Williams (5a)			
2008	Leodis McKelvin (1)			
2009	Eric Wood (1b)			Garrison Sanborn (UFA)
2010	Marcus Easley (4)	Kraig Urbik (Pittsburgh)		
2011	Marcell Dareus (1) Aaron Williams (2)			
2012	Stephon Gilmore (1) Cordy Glenn (2) Nigel Bradham (4a) Ron Brooks (4b)	Corbin Bryant (Steelers) Chris Hogan (NY Giants) Mario Williams (Houston)		
2013	EJ Manuel (1) Robert Woods (2a) Duke Williams (4) Jonathan Meeks (5) Chris Gragg (7)	Dan Carpenter (Miami) Stefan Charles (Tennessee) Manny Lawson (Cincinnati)	Jerry Hughes (Indianapolis)	Nickell Robey (UFA)
2014	Sammy Watkins (1) Cyrus Kouandjio (2) Preston Brown (3) Randell Johnson (7) Seantrel Henderson (7)	Corey Graham (Baltimore) Boobie Dixon (San Francisco) Jordan Gay (Carolina) Colton Schmidt (San Francisco) Bacarri Rambo (Washington) MarQueis Gray (Minnesota)		
2015	Ronald Darby (2) John Miller (3) Karlos Williams (5) Tony Steward (6)	Alex Carrington (St. Louis) Charles Clay (Miami) IK Enemkpali (NY Jets) Jerome Felton (Minnesota) Boom Herron (Indianapolis) Richie Incognito (Miami) Gabe Ikard (Tennessee) Josh Johnson (Indianapolis) Jordan Mills (Detroit) Denarius Moore (Cincinnati) Matthew Mulligan (Tennessee) Tyrod Taylor (Baltimore)	LeSean McCoy (from Philadelphia)	AJ Tarpley (UFA)

(ufa) indicates undrafted rookie free agent

(team) denotes team last played with

BY EXPERIENCE

10 YEARS (3)

Manny Lawson
Kyle Williams
Mario Williams

9 YEARS (2)

Corey Graham
Richie Incognito

8 YEARS (3)

Dan Carpenter
Jerome Felton
Leodis McKelvin

7 YEARS (6)

Josh Johnson
LeSean McCoy
Matthew Mulligan
Garrison Sanborn
Kraig Urbik
Eric Wood

6 YEARS (3)

Alex Carrington
Boobie Dixon
Jerry Hughes

5 YEARS (5)

Charles Clay
Marcell Dareus
Marcus Easley
Denarius Moore
Tyrod Taylor

4 YEARS (4)

Nigel Bradham
Ron Brooks
Stephon Gilmore
Cordy Glenn

3 YEARS (11)

Corbin Bryant
Stefan Charles
Chris Gragg
Boom Herron
Chris Hogan
EJ Manuel
Jordan Mills
Bacarri Rambo
Nickell Robey
Duke Williams
Robert Woods

2 YEARS (11)

Preston Brown
Mario Butler
IK Enemkpali
Jordan Gay
Seantrel Henderson
Gabe Ikard
Randell Johnson
Cyrus Kouandjio
Jonathan Meeks
Colton Schmidt
Sammy Watkins

1 YEAR (0)

ROOKIE (5)

Ronald Darby
John Miller
Tony Steward
AJ Tarpley
Karlos Williams



2015 BUFFALO BILLS ROSTER BY POSITION

HEAD COACH REX RYAN



Offense: 25

Coordinator: Greg Roman

Quality Control: Jason Vrable

QUARTERBACKS (3)

Coach: David Lee

No	Name	Pos	HT	WT	Exp	College
3	EJ Manuel	QB	6'4	237	3	Florida State
5	Tyrod Taylor	QB	6'1	215	5	Virginia Tech
8	Josh Johnson	QB	6'3	210	7	San Diego

RUNNING BACKS (5)

Coach: Anthony Lynn

No	Name	Pos	HT	WT	Exp	College
25	LeSean McCoy	RB	5'11	208	7	Pittsburgh
26	Boobie Dixon	RB	6'1	233	6	Mississippi State
29	Karlos Williams	RB	6'1	225	R	Florida State
38	Boom Herron	RB	5'10	213	3	Ohio State
42	Jerome Felton	FB	6'0	248	8	Furman

WIDE RECEIVERS (5)

Coach: Sanjay Lal

No	Name	Pos	HT	WT	Exp	College
10	Robert Woods	WR	6'0	190	3	Southern California
14	Sammy Watkins	WR	6'1	211	2	Clemson
15	Chris Hogan	WR	6'1	220	3	Monmouth (N.J.)
17	Denarius Moore	WR	6'0	190	5	Tennessee
81	Marcus Easley	WR	6'2	217	5	Connecticut

TIGHT ENDS (3)

Coach: Tony Sparano

No	Name	Pos	HT	WT	Exp	College
82	Matthew Mulligan	TE	6'4	267	7	Maine
85	Charles Clay	TE	6'3	255	5	Tulsa
89	Chris Gragg	TE	6'3	244	2	Arkansas

OFFENSIVE LINE (9)

Coach: Aaron Kromer

Assistant: Kurt Anderson

No	Name	Pos	HT	WT	Exp	College
60	Kraig Urbik	G	6'5	324	7	Wisconsin
61	Gabe Ikard	C	6'4	304	2	Oklahoma
64	Richie Incognito	G	6'3	319	9	Nebraska
66	Seantrel Henderson	T	6'7	331	2	Miami (FL)
70	Eric Wood	C	6'4	310	7	Louisville
71	Cyrus Kouandjio	T	6'7	332	2	Alabama
76	John Miller	G	6'2	312	R	Louisville
77	Cordy Glenn	T	6'6	345	4	Georgia
79	Jordan Mills	T	6'5	316	3	Louisiana Tech

Defense: 24

Coordinator: Dennis Thurman

Assistant: D'Anton Lynn

DEFENSIVE LINE (8)

Coach: Karl Dunbar

Assistant: Jeff Weeks

No	Name	Pos	HT	WT	Exp	College
55	Jerry Hughes	DE	6'2	254	6	Texas Christian
75	IK Enemkpali	DE	6'1	261	2	Louisiana Tech
94	Mario Williams	DE	6'6	292	10	North Carolina State
95	Kyle Williams	DT	6'1	303	10	LSU
96	Stefan Charles	DT	6'3	323	3	Regina
97	Corbin Bryant	DT	6'4	300	3	Northwestern
98	Alex Carrington	DE	6'5	301	6	Arkansas State
99	Marcell Dareus	DT	6'3	331	5	Alabama

LINEBACKERS (6)

Coach: Bobby April III

Coach: Jason Rebrovich (Outside)

No	Name	Pos	HT	WT	Exp	College
50	Tony Steward	LB	6'0	235	R	Clemson
52	Preston Brown	LB	6'1	251	2	Louisville
53	Nigel Bradham	LB	6'2	241	4	Florida State
58	Randell Johnson	LB	6'4	245	2	Florida Atlantic
59	AJ Tarpley	LB	6'2	241	R	Stanford
91	Manny Lawson	LB	6'5	240	10	North Carolina State

DEFENSIVE BACKS (10)

Coach: Donnie Henderson

Coach: Tim McDonald

No	Name	Pos	HT	WT	Exp	College
20	Corey Graham	S	6'0	196	9	New Hampshire
21	Leodis McKelvin	DB	5'10	185	8	Troy
24	Stephon Gilmore	CB	6'1	190	4	South Carolina
27	Duke Williams	S	5'11	201	3	Nevada
28	Ronald Darby	CB	5'11	195	R	Florida State
30	Bacarri Rambo	S	6'0	211	3	Georgia
33	Ron Brooks	CB	5'10	190	4	LSU
36	Jonathan Meeks	S	6'0	209	2	Clemson
37	Nickell Robey	CB	5'8	165	3	Southern California
39	Mario Butler	CB	6'1	187	2	Georgia Tech

SPECIAL TEAMS (4)

Coordinator: Danny Crossman

Assistants: Michael Hamlin, Eric Smith

No	Name	Pos	HT	WT	Exp	College
2	Dan Carpenter	K	6'2	228	8	Montana
4	Jordan Gay	K	6'1	200	2	Centre
6	Colton Schmidt	P	5'11	224	2	California-Davis
65	Garrison Sanborn	LS	6'1	240	7	Florida State



HERD OF STATS

REGULAR SEASON GAME #9

Buffalo Bills at New York Jets

Thursday, November 12, 2015

2015 HERD OF STATS

Game-By-Game Starters

Offensive Highs & Lows

Defensive Highs & Lows

Bills Superlatives

Opponent Superlatives

Defensive Summaries

Defensive Statistics

Scoring Drives

Game-by-Game Team

Game-by-Game Rushing

Game-by-Game Passing

Game-by-Game Receiving

Game-by-Game Punting/Kicking

Game-by-Game Punt Returns

Game-by-Game Kickoff Returns

Game-by-Game Defensive Stats

Big Plays

Goal-to-Go

Inside the 20

The Last Time

Turnover Analysis

ETCs

Game Summaries

Player Participation

NFL Stats

2015 BUFFALO BILLS GAME-BY-GAME STARTERS

OFFENSE

[illegible]

DEFENSE

[illegible]

2015 OFFENSIVE HIGHS & LOWS

BEST		WORST
41 at MIA 9/27	POINTS	10 vs NYG 10/4
26 at JAX 10/25	FIRST DOWNS	13 (twice) last at NYJ 11/12
11 vs NE 9/20	RUSHING FIRST DOWNS	2 vs NYG 10/4
14 at MIA 9/27	PASSING FIRST DOWNS	6 (twice) last at NYJ 11/12
62% vs. MIA 11/8	THIRD DOWN EFFICIENCY	19% vs NYG 10/4
428 at MIA 9/27	TOTAL NET YARDS	209 at TEN 10/11
8.2 vs. MIA 11/8	AVERAGE PER PLAY	4.2 at TEN 10/11
266 vs. MIA 11/8	NET YARDS RUSHING	55 vs NYG 10/4
277 at MIA 9/27	NET YARDS PASSING	82 at TEN 10/11
0 vs IND&MIA 9/13&9/27	QB SACKS	8 vs NE 9/20
298 at JAX 10/25	GROSS YARDS PASSING	113 at TEN 10/11
42 (3 times) last at JAX 10/25	PASS ATTEMPTS	12 vs. MIA 11/8
28 vs NYG&CIN 10/4&10/18	PASS COMPLETIONS	11 at TEN&MIA 10/11&11/8
0 (4 times) last at NYJ 11/12	INTERCEPTED	3 vs NE 9/20
10.3 vs IND&MIA 9/13&11/8	YARDS PER PASS	3.7 at TEN 10/11
51.9 vs NYG 10/4	PUNTING AVERAGE	34.7 at NE 9/20
5 vs NYG 10/4	PUNT RETURNS	0 vs CIN&MIA 10/18&11/8
40 at TEN 10/11	PUNT RETURN YARDS	0 vs CIN&MIA 10/18&11/8
4 (3 times) last at JAX 10/25	KICKOFF RETURNS	0 at MIA 9/27
87 at JAX 10/25	KICKOFF RETURN YARDS	0 vs IND&MIA 9/13&9/27
5 vs NE&MIA 9/20&9/27	TOUCHDOWNS	1 vs NYG 10/4
3 vs MIA 11/8	RUSHING TOUCHDOWNS	0 vs NYG 10/4
3 vs NE&MIA 9/20&9/27	PASSING TOUCHDOWNS	1 (5 times) last vs MIA 11/8
33:16 at NYJ 11/12	TIME OF POSSESSION	24:29 at TEN 10/11

2015 DEFENSIVE HIGHS & LOWS

BEST		WORST
13 at TEN 10/11	POINTS	40 vs NE 9/20
15 at NYJ 11/12	FIRST DOWNS	29 vs. MIA 11/8
4 (3 times last) at TEN 10/11	RUSHING FIRST DOWNS	7 at MIA 9/27
8 vs NYG 10/4	PASSING FIRST DOWNS	20 vs. NE 9/20
20% vs NYG 10/4	THIRD DOWN EFFICIENCY	58% vs CIN 10/18
276 at TEN 10/11	TOTAL NET YARDS	507 vs. NE 9/20
4.5 vs. IND&TEN 9/13&10/11	AVERAGE PER PLAY	6.7 vs NE 9/20
56 vs. NE 9/20	NET YARDS RUSHING	120 at JAX 10/25
175 at JAX 10/25	NET YARDS PASSING	451 vs. NE 9/20
2 (6 times) last vs. MIA 11/8	QB SACKS	0 vs CIN 10/18
182 at JAX 10/25	GROSS YARDS PASSING	466 vs. NE 9/20
29 at JAX 10/25	PASS ATTEMPTS	59 vs. NE 9/20
12 at JAX 10/25	PASS COMPLETIONS	38 vs. NE 9/20
3 at MIA 9/27	INTERCEPTED	0 (3 times) last vs. MIA 11/8
4.7 vs. IND 9/13	YARDS PER PASS	7.5 vs. MIA 11/8
31.8 at TEN 10/11	PUNTING AVERAGE	51.6 at NYJ 11/12
0 at JAX 10/25	PUNT RETURNS	4 (3 times) last at NYJ 11/12
0 at JAX 10/25	PUNT RETURN YARDS	41 vs. NE 9/20
0 vs. NE 9/20	KICKOFF RETURNS	4 (3 times) last vs. MIA 11/8
0 vs. NE 9/20	KICKOFF RETURN YARDS	84 vs. CIN 10/18
1 at TEN 10/11	TOUCHDOWNS	5 at JAX 10/25
0 (3 times) last vs. NYG 10/4	RUSHING TOUCHDOWNS	2 vs. MIA 11/8
0 (twice) vs. MIA 11/8	PASSING TOUCHDOWNS	3 (3 times) last vs. CIN 10/18
26:44 at NYJ 11/12	TIME OF POSSESSION	35:31 at TEN 10/11

2015 BILLS SUPERLATIVES

RUSHING

Yards	112	L. McCoy twice last at NYJ 11/12
Average (min. 10 carries)	9.2	Ka. Williams at MIA 9/27
Long	48t	L. McCoy vs. MIA 11/8
Touchdowns	2	Ka. Williams vs. MIA 11/8

PASSING

Attempts.....	42	3 times last by E. Manuel at JAX 10/25
Completions.....	28	Twice last by E. Manuel vs. CIN 10/18
Percentage (min. 20 attempts)	76.6%	T. Taylor vs. NE 9/20
Yards	298	E. Manuel vs. JAX 10/25
Long	63	T. Taylor vs. MIA 11/8
Touchdowns.....	3	T. Taylor vs. NE 9/20&MIA 9/27

RECEIVING

Receptions.....	9	3 times last R. Woods at JAX 10/25
Yards	168	S. Watkins vs. MIA 11/8
Average (min. 3 rec.)	20.0	R. Woods vs. NE 9/20
Long	63	S. Watkins vs. MIA 11/8
Touchdowns.....	1	14 times, last by Ka. Williams 11/12

SPECIAL TEAMS

Punts.....	8	C. Schmidt at NYJ 11/12
In 20	2	C. Schmidt 4 times, last at NYJ 11/12
Longest Punt.....	65	C. Schmidt at TEN 10/11
Punt Return Attempts	5	M. Thigpen vs. NYG 10/4
Punt Return Yards	40	D. Moore at TEN 10/11
Punt Return Average (min. 3 ret.).....	13.3	D. Moore at TEN 10/11
Long Punt Return.....	27	D. Moore at TEN 10/11
Kickoff Return Attempts.....	3	D. Herron at JAX 10/25
Kickoff Return Yards.....	45	P. Harvin vs. NE 9/20
Kickoff Return Average (min 3. Ret.)	23.3	D. Herron at at JAX 10/25
Long Kickoff Return	25	P. Harvin vs. NE 9/20
PATs Made	5	D. Carpenter at MIA 9/27
PATs Attempted.....	5	D. Carpenter at MIA 9/27
Field Goals Made.....	3	D. Carpenter at JAX 10/25
Field Goals Attempted	3	D. Carpenter 3 times last at NYJ 11/12
Longest Field Goal	51	D. Carpenter at MIA 9/27

DEFENSE

Most Total Tackles.....	13	C. Graham vs. NYG 10/4
Most Solo Tackles	10	twice last by R. Darby vs. MIA 11/8
Most Sacks	2.0	J. Hughes vs. MIA 11/8
Most Interceptions	2	P. Brown at MIA 9/27

2015 OPPONENT SUPERLATIVES

RUSHING

Yards	115	T. Yeldon at JAX 10/25
Average (min. 10 carries)	5.8	T. Yeldon at JAX 10/25
Long	28T	T. Yeldon at JAX 10/25
Touchdowns	2	L. Miller vs. MIA 11/8

PASSING

Attempts.....	59	T. Brady vs. NE 9/20
Completions.....	38	T. Brady vs. NE 9/20
Percentage (min. 20 attempts)	75%	R. Tannehill vs. MIA 11/8
Yards	466	T. Brady vs. NE 9/20
Long	51t	E. Manning vs. NYG 10/4
Touchdowns.....	3	Twice last A. Dalton vs. CIN 10/18

RECEIVING

Receptions	11	J. Edelman vs. NE 9/20
Yards	113	two times last R. Matthews at MIA 9/27
Average (min. 3 rec.)	24.7	K. Stills vs. MIA 11/8
Long	51t	R. Jennings vs NYG 10/4
Touchdowns.....	2	two times last R. Matthews at MIA 9/27

SPECIAL TEAMS

Punts.....	8	B. Wing vs. NYG 10/4
In 20	4	B. Wing vs. NYG 10/4
Longest Punt.....	59	M. Darr at MIA 9/27
Punt Return Attempts	5	D. McCluster at TEN 10/11
Punt Return Yards	66	D. McCluster at TEN 10/11
Punt Return Average (min. 3 ret.).....	13.2	D. McCluster at TEN 10/11
Long Punt Return.....	28	D. Amendola vs. NE 9/20
Kickoff Return Attempts.....	3	Da. Williams vs. MIA 11/8
Kickoff Return Yards.....	69	A. Jones vs. CIN 10/18
Kickoff Return Average (min 3. Ret.)	12.0	Da. Williams vs. MIA 11/8
Long Kickoff Return	49	A. Jones vs. CIN 10/18
PATs Made	4	3 times last J. Myers at JAX 10/25
PATs Attempted.....	5	J. Myers at JAX 10/25
Field Goals Made.....	4	S. Gostkowski vs. NE 9/20
Field Goals Attempted	4	S. Gostkowski vs. NE 9/20
Longest Field Goal	50	S. Gostkowski vs. NE 9/20

DEFENSE

Most Total Tackles.....	12	D. Hightower vs. NE 9/20
Most Solo Tackles	8	6 times, last by T. Smith at JAX 10/25
Most Sacks	3	C. Jones vs. NE 9/20
Most Interceptions	1	7 times, last by P. Posluszny at JAX 10/25

2015 DEFENSIVE SUMMARIES

September 13, 2015
Bills vs. Indianapolis
Score: W, 27-14

Top Tacklers	Sacks	INTs	Forced Fumbles	Recovered Fumbles	Touchdowns
N. Bradham (8)	N. Bradham (1.0)	R. Darby (1)		R. Johnson (1)	
S. Gilmore (6)	N. Robey (1.0)	A. Williams (1)			
R. Darby (6)					
N. Robey (6)					
P. Brown (6)					
B. Rambo (5)					
C. Bryant (5)					
A. Williams (5)					

September 20, 2015
Bills vs. New England
Score: L, 32-40

Top Tacklers	Sacks	INTs	Forced Fumbles	Recovered Fumbles	Touchdowns
P. Brown (11)	Ma. Williams (1.0)		P. Brown (1)	P. Brown (1)	
C. Graham (9)	J. Hughes (1.0)		J. Hughes (1)	J. Hughes (1)	
N. Robey (6)					
S. Gilmore (5)					

September 27, 2015
Bills at Miami
Score: W, 41-14

Top Tacklers	Sacks	INTs	Forced Fumbles	Recovered Fumbles	Touchdowns
C. Graham (12)	M. Dareus (1.0)	P. Brown (2)	S. Charles (1)		P. Brown (1)
B. Rambo (7)	S. Charles (1.0)	R. Darby (1)			
P. Brown (7)					
R. Darby (5)					
N. Robey (5)					

October 4, 2015
Giants at Bills
Score: L, 10-24

Top Tacklers	Sacks	INTs	Forced Fumbles	Recovered Fumbles	Touchdowns
C. Graham (13)	C. Graham (1.0)	S. Gilmore (1)			
P. Brown (11)					
N. Bradham (8)					

October 11, 2015
Bills at Tennessee
Score: W, 14-13

Top Tacklers	Sacks	INTs	Forced Fumbles	Recovered Fumbles	Touchdowns
C. Graham (10)	Ky. Williams (1.0)	S. Gilmore (1)			
A. Williams (7)	M. Williams (1.0)				
N. Bradham (6)					
P. Brown (6)					
M. Dareus (5)					

October 18, 2015
Cincinnati at Bills
Score: L, 21-34

Top Tacklers	Sacks	INTs	Forced Fumbles	Recovered Fumbles	Touchdowns
P. Brown (9)					
C. Graham (7)					
R. Darby (6)					
D. Williams (6)					
M. Lawson (6)					
S. Gilmore (5)					

October 25, 2015
Bills at Jaguars
Score: L, 31-34

Top Tacklers	Sacks	INTs	Forced Fumbles	Recovered Fumbles	Touchdowns
C. Graham (9)	D. Williams (1)	C. Graham (1)			C. Graham (1)
D. Williams (5)	M. Williams (1)				
R. Darby (5)					
C. Bryant (5)					

November 8, 2015
Dolphins at Bills
Score: W, 33-17

Top Tacklers	Sacks	INTs	Forced Fumbles	Recovered Fumbles	Touchdowns
R. Darby (10)	J. Hughes (2.0)		J. Hughes (1)	J. Hughes (1)	
C. Graham (8)					
N. Bradham (7)					
L. McKelvin (6)					
P. Brown (5)					

November 12, 2015
Bills at Jets
Score: W, 22-17

Top Tacklers	Sacks	INTs	Forced Fumbles	Recovered Fumbles	Touchdowns
P. Brown (8)	M. Dareus (1.0)	C. Graham (1)	B. Rambo (2)	B. Rambo (1)	D. Williams (1)
N. Bradham (7)		B. Rambo (1)			
C. Graham (5)					

2015 SCORING DRIVES

9/13 vs. Indianapolis

Drive	Time/Quarter	Result
5-68, 2:39	0:00/1	P. Harvin 51 yd. pass from T. Taylor (D. Carpenter kick)
7-43, 3:22	7:49/2	D. Carpenter 41 yd. field goal
5-58, 2:22	0:20/2	Ka. Williams 26 yd. run (D. Carpenter kick)
11-80, 5:26	9:34/3	B. Dixon 1 yd. run (D. Carpenter kick)
4- (-1), 1:30	8:14/4	D. Carpenter 45 yd. field goal

9/20 vs. New England

Drive	Time/Quarter	Result
10-80, 5:00	10:00/1	Ka. Williams 2 yd. run (D. Carpenter kick)
2-48, 1:25	5:13/2	C. Clay 9 yd. pass from T. Taylor (kick failed, wr)
10-80, 3:46	11:42/4	R. Woods 32 yd pass from T. Taylor (pass failed)
7-59, 2:43	5:27/4	T. Taylor 7 yd. run (run failed)
2-50, 0:15	4:16/4	S. Watkins 24 yd. pass from T. Taylor (D. Carpenter kick)

9/27 at Miami

Drive	Time/Quarter	Result
5-77, 2:17	11:49/1	C. Clay 25 yd. pass from T. Taylor (D. Carpenter kick)
8-81, 3:40	6:03/1	L. McCoy 10 yd. pass from T. Taylor (D. Carpenter kick)
9-57, 5:00	11:40/2	D. Carpenter 26 yd. Field Goal
--, --	1:44/2	P. Brown 43 yd interception return (D. Carpenter kick)
4-16, 0:42	0:03/2	D. Carpenter 51 yd. Field Goal
11-80, 5:46	14:53/4	C. Hogan 38 yd. pass from T. Taylor (D. Carpenter kick)
2-44, 1:10	6:46/4	Ka. Williams 41 yd. run (D. Carpenter kick)

10/4 vs Giants

Drive	Time/Quarter	Result
5-15, 1:21	4:33/1	D. Carpenter 51 yd. Field Goal
3-43, 0:54	9:41/4	Ka. Williams 23 yd. pass from T. Taylor (D. Carpenter kick)

10/11 at Titans

Drive	Time/Quarter	Result
9-80, 5:31	1:20/3	T. Taylor 22 yd. run (D. Carpenter kick)
8-80, 4:11	5:25/4	C. Hogan 2 yd. pass from T. Taylor (D. Carpenter kick)

10/18 vs Cincinnati

Drive	Time/Quarter	Result
11-80, 5:39	9:21/1	E. Manuel 2 yd. run (D. Carpenter kick)
14-86, 6:55	0:17/2	S. Watkins 22 yd. pass from E. Manuel (D. Carpenter kick)
9-80, 3:50	6:50/4	L. McCoy 4 yd. run (D. Carpenter kick)

10/25 at Jacksonville

Drive	Time/Quarter	Result
7-43, 2:38	7:26/1	D. Carpenter 31 yd. Field Goal
12-85, 5:39	2:46/2	R. Woods 16 yd. pass from E. Manuel (D. Carpenter kick)
7-30, 1:30	0:08/2	D. Carpenter 38 yd. Field Goal
14-91, 5:40	14:50/4	D. Carpenter 26 yd. Field Goal
2-52, 0:42	6:33/4	M. Easley 58 yd. pass from E. Manuel (L. McCoy run)
--, --	5:21/4	C. Graham 44 yd. interception return (D. Carpenter kick)

11/8 vs. Miami

Drive	Time/Quarter	Result
--, --	11:48/1	R. Tannehill fumble out of bounds in end zone for a Safety
5-80, 2:58	8:50/1	L. McCoy 48 yd. run (D. Carpenter kick)
8-47, 4:20	7:08/2	D. Carpenter 48 yd. Field Goal
4-84, 2:07	2:26/2	Ka. Williams 11 yd. run (D. Carpenter kick)
3-40, 2:12	2:21/3	S. Watkins 44 yd. pass from T. Taylor (D. Carpenter kick)
10-80, 6:16	8:35/4	Ka. Williams 38 yd. run (D. Carpenter kick)

11/12 at Jets**Drive**

4-5, 1:28

--,-

12-57, 4:47

7-80, 3:45

5-12, 2:24

Time/Quarter

5:47/2

5:38/2

0:03/2

11:15/3

8:42/3

Result

D. Carpenter 47 yd. Field Goal

D. Williams 19 yd. fumble return (kick failed, wl)

D. Carpenter 41 yd. Field Goal

Ka. Williams 26 yd. pass from T. Taylor (D. Carpenter kick)

D. Carpenter 29 yd. Field Goal

2015 GAME-BY-GAME TEAM OFFENSE

		1ST DOWNS				3rd DOWNS			TOTAL OFFENSE			RUSHING			PASSING							----TDs----										PAT			PAT			PAT			PUNTING			
Date	Game	TOT	R	P	Pn	Att	Cnv	PCT	Yds	Ply	Avg	Yds	Ply	Avg	Net	Sk	Lst	Gr	Att	Com	In	PTS	R	P	S/D	KICK	RUSH	PASS	FG	Saf	No	Yds	Avg											
S 13	v IND	15	7	7	1	13	5	38.5%	342	55	6.2	147	36	4.1	195	0	-	0	195	19	14	0	27	2	1	0	3	-	3	0	-	0	-	0	2	-	2	0	5	-	252	50.4		
S 20	v NE	23	11	11	1	13	4	30.8%	349	65	5.4	160	27	5.9	189	8	-	53	242	30	23	3	32	2	3	0	2	-	3	0	-	1	0	-	1	0	-	0	0	6	-	249	41.5	
S 27	@ MIA	21	4	14	3	13	7	53.8%	428	63	6.8	151	34	4.4	277	0	-	0	277	29	21	0	41	1	3	1	5	-	5	0	-	0	0	-	0	2	-	3	0	3	-	137	45.7	
O 4	v NYG	14	2	11	1	16	3	18.8%	313	68	4.6	55	24	2.3	258	2	-	16	274	42	28	1	10	0	1	0	1	-	1	0	-	0	0	-	0	1	-	2	0	7	-	363	51.9	
O 11	@ TEN	13	5	6	2	12	4	33.3%	209	50	4.2	127	28	4.5	82	4	-	31	113	18	11	0	14	1	1	0	2	-	2	0	-	0	0	-	0	0	-	0	0	7	-	357	51.0	
O 18	v CIN	22	9	13	0	13	5	38.5%	368	67	5.5	112	23	4.9	256	2	-	7	263	42	28	1	21	2	1	0	3	-	3	0	-	0	0	-	0	0	-	0	0	5	-	243	48.6	
O 25	@ JAX	26	10	13	3	12	3	25.0%	375	74	5.1	115	28	4.1	260	4	-	38	298	42	24	2	31	0	2	1	2	-	2	1	-	1	0	-	0	3	-	3	0	3	-	148	49.3	
N 8	v MIA	18	10	7	1	13	8	61.5%	420	51	8.2	266	36	7.4	154	3	-	27	181	12	11	0	33	3	1	0	4	-	4	0	-	0	0	-	0	1	-	1	1	3	-	150	50.0	
N 12	@ NYJ	13	7	6	0	16	5	31.3%	280	64	4.4	148	33	4.5	132	4	-	26	158	27	17	0	22	0	1	1	1	-	2	0	-	0	0	-	0	3	-	3	0	8	-	347	43.4	
N 23	@ NE																																											
N 29	@ KC																																											
D 6	v HOU																																											
D 13	@ PHI																																											
D 20	@ WAS																																											
D 27	v DAL																																											
J 3	v NYJ																																											
2015 TOTALS		165	65	88	12	121	44	36.4%	3084	557	5.5	1281	269	4.8	1803	27	-	198	2001	261	177	7	231	11	14	3	23	-	25	1	-	2	0	-	1	12	-	14	1	47	-	2246	47.8	
AVG. PER GAME		18.3	7.2	9.8	1.3				342.7	61.9		142.3	29.9		200.3	3.0	22.0	222.3	29.0	19.7	0.8		25.7																			5.2	249.6	

Date	Game
S 13	v IND
S 20	v NE
S 27	@ MIA
O 4	v NYG
O 11	@ TEN
O 18	v CIN
O 25	@ JAX
N 8	v MIA
N 12	@ NYJ
N 23	@ NE
N 29	@ KC
D 6	v HOU
D 13	@ PHI
D 20	@ WAS
D 27	v DAL
J 3	v NYJ
2015 TOTALS	

PUNT RET.	
No -	Yds
1 -	6
1 -	14
2 -	7
5 -	20
3 -	40
0 -	0
2 -	37
0 -	0
3 -	13
17 -	137

KO RET.	
No -	Yds
1 -	0
2 -	45
0 -	0
4 -	68
1 -	24
4 -	72
4 -	87
3 -	32
1 -	22
20 -	350

FUM	
No -	Lst
2 -	0
3 -	0
0 -	0
2 -	1
2 -	1
0 -	0
4 -	2
0 -	0
1 -	0
14 -	4

PEN		
No -		Yds
11 -		113
14 -		140
5 -		40
17 -		135
7 -		62
8 -		93
10 -		87
13 -		94
5 -		44
90 -		808

Poss. Time	30:56
	30:03
	31:53
	29:27
	24:29
	30:00
	31:22
	31:13
	33:16

2015 GAME-BY-GAME TEAM DEFENSE

		1ST DOWNS				3rd DOWNS			TOTAL DEFENSE			RUSHING			PASSING								----TDs----										PAT			PAT			PAT			PUNTING							
Date	Game	TOT	R	P	Pn	Att	Cnv	PCT	Yds	Ply	Avg	Yds	Ply	Avg	Net	Sk	Lst	Grs	Att	Com	In	PTS	R	P	S/D	KICK	RUSH	PASS	FG	Saf	No	Yds	Avg																
S 13	v IND	23	5	16	2	15	8	53.3%	304	68	4.5	64	17	3.8	240	2	-	3	243	49	26	2	14	0	2	0	0	-	0	0	-	0	1	-	2	0	-	1	0	4	-	177	44.3						
S 20	v NE	27	4	20	3	10	3	30.0%	507	76	6.7	56	15	3.7	451	2	-	15	466	59	38	0	40	1	3	0	4	-	4	0	-	0	0	-	0	4	-	4	0	1	-	54	54.0						
S 27	@ MIA	21	7	13	1	13	4	30.8%	391	71	5.5	102	20	5.1	289	2	-	8	297	49	26	3	14	0	2	0	0	-	1	0	-	0	1	0	-	0	0	4	-	196	49.0								
O 4	v NYG	19	4	8	7	15	3	20.0%	303	64	4.7	92	28	3.3	211	1	-	1	212	35	20	1	24	0	3	0	1	-	2	1	-	1	0	-	0	1	-	1	0	8	-	355	44.4						
O 11	@ TEN	17	4	10	3	13	5	38.5%	276	62	4.5	97	28	3.5	179	2	-	8	187	32	21	1	13	1	0	0	1	-	1	0	-	0	0	-	0	2	-	2	0	6	-	251	41.8						
O 18	v CIN	21	5	15	1	12	7	58.3%	355	61	5.8	112	28	4.0	243	0	-	0	243	33	22	0	34	1	3	0	4	-	4	0	-	0	0	-	0	2	-	2	0	3	-	121	40.3						
O 25	@ JAX	17	6	9	2	14	5	35.7%	295	63	4.7	120	32	3.8	175	2	-	7	182	29	13	1	34	1	2	2	4	-	5	0	-	0	0	-	0	0	-	0	0	6	-	269	44.8						
N 8	v MIA	29	6	16	7	9	4	44.4%	397	62	6.4	106	23	4.6	291	2	-	27	318	37	28	0	17	2	0	0	2	-	2	0	-	0	0	-	0	1	-	1	0	3	-	114	38.0						
N 12	@ NYJ	15	6	9	0	13	3	23.1%	318	59	5.4	128	24	5.3	190	1	-	3	193	34	15	2	17	0	2	0	2	-	2	0	-	0	0	-	0	1	-	1	0	5	-	258	51.6						
N 23	@ NE																																																
N 29	@ KC																																																
D 6	v HOU																																																
D 13	@ PHI																																																
D 20	@ WAS																																																
D 27	v DAL																																																
J 3	v NYJ																																																
2015 TOTALS		189	47	116	26	114	42	36.8%	3146	586	5.4	877	215	4.1	2269	14	-	72	2341	357	209	10	207	6	17	2	18	-	21	1	-	1	2	-	3	11	-	12	0	40	-	1795	44.9						
AVG. PER GAME		21.0	5.2	12.9	2.9				349.6	65.1		97.4	23.9		252.1	1.6		8.0	260.1	39.7	23.2	1.1	23.0																										

Date	Game
S 13	v IND
S 20	v NE
S 27	@ MIA
O 4	v NYG
O 11	@ TEN
O 18	v CIN
O 25	@ JAX
N 8	v MIA
N 12	@ NYJ
N 23	@ NE
N 29	@ KC
D 6	v HOU
D 13	@ PHI
D 20	@ WAS
D 27	v DAL
J 3	v NYJ
2015 TOTALS	
AVG. PER GAME	

PUNT RET.	
No	Yds
2	- 1
4	- 41
1	- 19
3	- 18
5	- 66
4	- 37
0	- 0
2	- 18
4	- 14
25	- 214
23.8	

KO RET.	
No	Yds
3	- 58
0	- 0
4	- 63
1	- 25
3	- 53
4	- 84
2	- 20
4	- 50
3	- 47
24	- 400
44.4	

FUM	
No	Lst
2	- 1
2	- 2
1	- 0
1	- 0
0	- 0
1	- 0
1	- 0
3	- 1
2	- 2
13	- 6

PEN	
No	Yds
5	- 49
11	- 119
6	- 36
11	- 85
9	- 74
3	- 20
10	- 66
8	- 62
3	- 20
66	- 531
7.3 59.0	

Poss. Time
29:04
29:57
28:07
30:33
35:31
30:00
28:38
28:47
26:44
29:42

2015 GAME-BY-GAME RUSHING

Shaded rows indicates games started

		25 LeSEAN McCOY					29 KARLOS WILLIAMS					5 TYROD TAYLOR					3 EJ MANUEL					
Date	Game	Att	Yds	Avg	LG	TD	Att	Yds	Avg	LG	TD	Att	Yds	Avg	LG	TD	Att	Yds	Avg	LG	TD	
S 13	v IND	17	41	2.4	16	0	6	55	9.2	26	t	1	9	41	4.6	31	0	--- INACTIVE ---				
S 20	v NE	15	89	5.9	18	0	6	21	3.5	7	1	5	43	8.6	23	1	--- INACTIVE ---					
S 27	@ MIA	11	16	1.5	9	0	12	110	9.2	41	t	1	3	12	4.0	6	0	1	-2	-2.0	-2	0
O 4	v NYG	--- INACTIVE ---					18	40	2.2	11	0	6	15	2.5	7	0	--- DID NOT PLAY ---					
O 11	@ TEN	--- INACTIVE ---					--- INACTIVE ---					8	76	9.5	26	1	---					
O 18	v CIN	17	90	5.3	33	1	--- INACTIVE ---					--- INACTIVE ---					6	22	3.7	16	1	
O 25	@ JAX	18	68	3.8	17	0	--- INACTIVE ---					--- INACTIVE ---					8	38	4.8	12	0	
N 8	v MIA	16	112	7.0	48	t	9	110	12.2	38	t	2	10	44	4.4	14	0	--- DID NOT PLAY ---				
N 12	@ NYJ	19	112	5.9	16	0	7	24	3.4	13	0	6	12	2.0	8	0	--- INACTIVE ---					
N 23	@ NE																					
N 29	@ KC																					
D 6	v HOU																					
D 13	@ PHI																					
D 20	@ WAS																					
D 27	v DAL																					
J 3	v NYJ																					
2015 TOTALS		113	528	4.7	48	t	58	360	6.2	41	t	5	47	243	5.2	31	2	15	58	3.9	16	1
NFL CAREER		1574	7320	4.7	66	t	58	360	6.2	41	t	5	74	379	5.1	31	3	84	296	3.5	19	4
w/BUFFALO		113	528	4.7	48	t	58	360	6.2	41	t	5	47	243	5.2	31	2	84	296	3.5	19	4

		38 DAN HERRON					18 PERCY HARVIN					26 BOOBIE DIXON					41 CIERRE WOOD					
Date	Game	Att	Yds	Avg	LG	TD	Att	Yds	Avg	LG	TD	Att	Yds	Avg	LG	TD	Att	Yds	Avg	LG	TD	
S 13	v IND	--- NOT WITH TEAM ---					1	9	9.0	9	0	3	1	0.3	4	1	--- PRACTICE SQUAD ---					
S 20	v NE	--- NOT WITH TEAM ---					1	7	7.0	7	0	---					--- PRACTICE SQUAD ---					
S 27	@ MIA	--- NOT WITH TEAM ---					2	16	8.0	9	0	5	-1	-0.2	2	0	--- PRACTICE SQUAD ---					
O 4	v NYG	--- NOT WITH TEAM ---					---					---					---					
O 11	@ TEN	9	28	3.1	8	0	1	-1	-1.0	-1	0	7	19	2.7	6	0	2	3	1.5	3	0	
O 18	v CIN	---					--- INACTIVE ---					---					--- INJURED RESERVE ---					
O 25	@ JAX	2	9	4.5	5	0	--- INACTIVE ---					---					--- INJURED RESERVE ---					
N 8	v MIA	--- INACTIVE ---					--- INJURED RESERVE ---					---					--- INJURED RESERVE ---					
N 12	@ NYJ	---					--- INJURED RESERVE ---					---					--- INJURED RESERVE ---					
N 23	@ NE																					
N 29	@ KC																					
D 6	v HOU																					
D 13	@ PHI																					
D 20	@ WAS																					
D 27	v DAL																					
J 3	v NYJ																					
2015 TOTALS		11	37	3.4	8	0	5	31	6.2	9	0	15	19	1.3	6	1	2	3	1.5	3	0	
NFL CAREER		98	426	4.3	49	t	145	916	6.3	51	t	5	268	909	3.4	47	11	5	12	2.4	5	0
w/BUFFALO		11	37	3.4	8	0	5	31	6.2	9	0	120	451	3.8	47	3	2	3	1.5	3	0	

		42 JEROME FELTON					10 ROBERT WOODS					6 COLTON SCHMIDT				
Date	Game	Att	Yds	Avg	LG	TD	Att	Yds	Avg	LG	TD	Att	Yds	Avg	LG	TD
S 13	v IND	---					---					---				
S 20	v NE	---					---					---				
S 27	@ MIA	---					---					---				
O 4	v NYG	---					---					---				
O 11	@ TEN	1	2	2.0	2	0	---					---				
O 18	v CIN	---					---					---				
O 25	@ JAX	---					---					---				
N 8	v MIA	---					1	0	0.0	0	0	---				
N 12	@ NYJ	---					---					1	0	0.0	0	0
N 23	@ NE															
N 29	@ KC															
D 6	v HOU															
D 13	@ PHI															
D 20	@ WAS															
D 27	v DAL															
J 3	v NYJ															
2015 TOTALS		1	2	2.0	2	0	1	0	0.0	0	0	1	0	0.0	0	0
NFL CAREER		47	165	3.5	21	0	3	16	5.3	13	0	1	0	0.0	0	0
w/BUFFALO		1	2	2.0	2	0	3	16	5.3	13	0	1	0	0.0	0	0

2015 GAME-BY-GAME PASSING

Date	Game
\$ 13	v IND
\$ 20	v NE
\$ 27	@ MIA
O 4	v NYG
O 11	@ TEN
O 18	v CIN
O 25	@ JAX
N 8	v MIA
N 12	@ NYJ
N 23	@ NE
N 29	@ KC
D 6	v HOU
D 13	@ PHI
D 20	@ WAS
D 27	v DAL
J 3	v NYJ
2015 TOTALS	

NFL CAREER
w/BUFFALO

5 TYROD TAYLOR												
GP	GS	Att	Com	Pct.	Yds	LG	TD	INT	Sck	/	Yds	Rate
❖	❖	19	14	73.7	195	51 t	1	0	0	-	0	123.8
❖	❖	30	23	76.7	242	32 t	3	3	8	-	53	93.3
❖	❖	29	21	72.4	277	39	3	0	0	-	0	136.7
❖	❖	42	28	66.7	274	27	1	1	2	-	16	82.8
❖	❖	17	10	58.8	109	46	1	0	4	-	31	97.4
						--- INACTIVE ---						
						--- INACTIVE ---						
❖	❖	12	11	91.7	181	63	1	0	3	-	27	146.5
❖	❖	27	17	63.0	158	26 t	1	0	4	-	26	91.3
7	7	176	124	70.5	1436	63	11	4	21	-	153	106.2

21	7	211	143	67.8	1635	63	11	6	26	-	186	96.4
7	7	176	124	70.5	1436	63	11	4	21	-	153	106.2

15 CHRIS HOGAN			
Att	Com	Yds	TD
1	1	4	0
1	1	4	0

1	1	4	0
1	1	4	0

Date	Game
\$ 13	v IND
\$ 20	v NE
\$ 27	@ MIA
O 4	v NYG
O 11	@ TEN
O 18	v CIN
O 25	@ JAX
N 8	v MIA
N 12	@ NYJ
N 23	@ NE
N 29	@ KC
D 6	v HOU
D 13	@ PHI
D 20	@ WAS
D 27	v DAL
J 3	v NYJ
2015 TOTALS	

NFL CAREER
w/BUFFALO

3 EJ MANUAL										
GP	GS	Att	Com	Pct.	Yds	LG	TD	INT	Sck / Yds	Rate
		--- INACTIVE --- --- INACTIVE --- 0 0 --- 0 -- 0 0 0 - 0 --- --- DID NOT PLAY ---								
❖		0	0	---	0	--	0	0	0 -	0 ---
❖	❖	42	28	66.7	263	23	1	1	2 -	7 81.7
❖	❖	42	24	57.1	298	58 t	2	2	4 -	38 75.3
		--- DID NOT PLAY --- --- INACTIVE ---								
4	2	84	52	61.9	561	58 t	3	3	6 -	45 78.5

19	16	521	308	59.1	3371	80 t	19	15	40 -	248	78.5
19	16	521	308	59.1	3371	80 t	19	15	40 -	248	78.5

Date	Game
O 18	v CIN
O 25	@ JAX
N 8	v MIA
N 12	@ NYJ
N 23	@ NE
N 29	@ KC
D 6	v HOU
D 13	@ PHI
D 20	@ WAS
D 27	v DAL
J 3	v NYJ
2015 TOTALS	

NFL CAREER
w/BUFFALO

8 JOSH JOHNSON											
GP	GS	Att	Com	Pct.	Yds	LG	TD	INT	Sck	/ Yds	Rate
		--- NOT WITH TEAM, GAMES 1-5; SIGNED 10/13 ---									
		--- DID NOT PLAY ---									
		--- DID NOT PLAY ---									
		--- INACTIVE ---									
		--- DID NOT PLAY ---									
0	0	0	0	---	0	0	0	0	0	-	0 ---

29	5	177	96	54.2	1042	42	5	10	17	-	99	57.7
0	0	0	0	---	0	0	0	0	0	-	0	---

Date	Game
S 13	v IND
S 20	v NE
2015 TOTALS	

NFL CAREER
w/BUFFALO

16 MATT CASSEL										
GP	GS	Att	Com	Pct.	Yds	LG	TD	INT	Sck / Yds	Rate
❖	❖	0	0	---	0	--	0	0	0 - 0	---
--- DID NOT PLAY; TRADED TO DALLAS, 9/22 ---										
I	I	0	0	---	0	0	0	0	0 - 0	---

91	72	2369	1397	59.0	15727	79 t	96	70	182 -	1005	80.1
1	1	0	0	---	0	0	0	0	0 -	0	---

2015 GAME-BY-GAME PASSING (cont.)

		OPPONENTS										
Date	Game	Passer	Att	Comp	Pct.	Yds	LG	TD	INT	Sck /	Yds	Rate
S 13	v IND	Luck	49	26	53.1	243	30	2	2	2 -	3	63.6
S 20	v NE	Brady	59	38	64.4	466	40	3	0	2 -	15	105.6
S 27	@ MIA	Tannehill	49	26	53.1	297	46	2	3	2 -	8	59.7
O 4	v NYG	E.Manning	35	20	57.1	212	51	3	1	1 -	1	91.6
O 11	@ TEN	Mariota	32	21	65.6	187	23	0	1	2 -	8	68.1
O 18	v CIN	Dalton	33	22	66.7	243	42	3	0	0 -	0	118.6
O 25	@ JAX	Bortles	29	13	44.8	182	31	2	1	2 -	7	74.2
N 8	v MIA	Tannehill	36	27	75.0	309	46	0	0	2 -	27	100.3
		Landry	1	1	100.0	9	9	0	0	0 -	0	104.2
N 12	@ NYJ	Fitzpatrick	34	15	44.1	193	36	2	2	1 -	3	57.6
N 23	@ NE											
N 29	@ KC											
D 6	v HOU											
D 13	@ PHI											
D 20	@ WAS											
D 27	v DAL											
J 3	v NYJ											
2015 TOTALS			357	209	58.5	2341	51	17	10	14 -	72	82.4

2015 GAME-BY-GAME RECEIVING

Shaded rows indicates games started

		85 CHARLES CLAY						10 ROBERT WOODS						14 SAMMY WATKINS						15 CHRIS HOGAN					
Date	Game	Rec	Yds	Avg	LG	TD	Rec	Yds	Avg	LG	TD	Rec	Yds	Avg	LG	TD	Rec	Yds	Avg	LG	TD				
S 13	v IND	4	43	10.8	27	0	2	27	13.5	15	0			---					---						
S 20	v NE	3	19	6.3	9	t	1	60	20.0	32	t	1	6	60	10.0	24	t	1	11	11.0	11	0			
S 27	@ MIA	5	82	16.4	25	t	4	38	9.5	16	0	1	39	39.0	39		3	42	14.0	38	t	1			
O 4	v NYG	9	111	12.3	27	0	3	33	11.0	17	0			---	INACTIVE	---	5	43	8.6	13		0			
O 11	@ TEN	1	7	7.0	7	0	1	6	6.0	6	0			---	INACTIVE	---	3	52	17.3	46		1			
O 18	v CIN	9	62	6.9	19	0	4	47	11.8	22	0	4	48	12.0	22	t	2	31	15.5	23		0			
O 25	@ JAX	3	26	8.7	12	0	9	84	9.3	16	t	1			---	INACTIVE	---	6	56	9.3	14		0		
N 8	v MIA	1	6	6.0	6	0			---			8	168	21.0	63				---						
N 12	@ NYJ	5	52	10.4	25	0	3	19	6.3	10	0	3	14	4.7	6	0			---						
N 23	@ NE																								
N 29	@ KC																								
D 6	v HOU																								
D 13	@ PHI																								
D 20	@ WAS																								
D 27	v DAL																								
J 3	v NYJ																								
2015 TOTALS		40	408	10.2	27	2	29	314	10.8	32	t	22	329	15.0	63	3	20	235	11.8	46		2			
NFL CAREER		201	2217	11.0	67	16	134	1600	11.9	57	10	87	1311	15.1	84	9	71	744	10.5	46		6			
w/BUFFALO		40	408	10.2	27	2	134	1600	11.9	57	10	87	1311	15.1	84	9	71	744	10.5	46		6			

		18 PERCY HARVIN						25 LeSEAN McCOY						89 CHRIS GRAGG						29 KARLOS WILLIAMS					
Date	Game	Rec	Yds	Avg	LG	TD	Rec	Yds	Avg	LG	TD	Rec	Yds	Avg	LG	TD	Rec	Yds	Avg	LG	TD				
S 13	v IND	5	79	15.8	51	t	1	3	46	15.3	22	0			---	INACTIVE	---			---					
S 20	v NE	4	47	11.8	25	0	3	27	9.0	11	0			---	INACTIVE	---	2	16	8.0	11	0				
S 27	@ MIA	7	66	9.4	18	0	1	10	10.0	10	t	1			---	INACTIVE	---	3	30	10.0	23	t	1		
O 4	v NYG	3	26	8.7	13	0			---	INACTIVE	---	1	15	15.0	15	0			---	INACTIVE	---				
O 11	@ TEN								---	INACTIVE	---			---				---	INACTIVE	---					
O 18	v CIN			---	INACTIVE	---	2	4	2.0	3	0	5	54	10.8	19	0			---	INACTIVE	---				
O 25	@ JAX			---	INACTIVE	---	2	36	18.0	22	0	2	35	17.5	29	0			---	INACTIVE	---				
N 8	v MIA			---	INJURED RESERVE	---	2	7	3.5	14	0			---					---						
N 12	@ NYJ			---	INJURED RESERVE	---	5	47	9.4	17	0			---			1	26	26.0	26	t	1			
N 23	@ NE																								
N 29	@ KC																								
D 6	v HOU																								
D 13	@ PHI																								
D 20	@ WAS																								
D 27	v DAL																								
J 3	v NYJ																								
2015 TOTALS		19	218	11.5	51	t	1	18	177	9.8	22	1	8	104	13.0	29	0	6	72	12.0	26	t	2		
NFL CAREER		351	4020	11.5	53	t	22	318	2459	7.7	70	11	20	205	10.3	29	2	6	72	12.0	26	t	2		
w/BUFFALO		19	218	11.5	51	t	1	18	177	9.8	22	1	20	205	10.3	29	2	6	72	12.0	26	t	2		

		26 BOOBIE DIXON						38 DAN HERRON						88 MARQUISE GOODWIN						81 MARCUS EASLEY					
Date	Game	Rec	Yds	Avg	LG	TD	Rec	Yds	Avg	LG	TD	Rec	Yds	Avg	LG	TD	Rec	Yds	Avg	LG	TD				
S 13	v IND			---					---	NOT WITH TEAM	---			---	INACTIVE	---			---						
S 20	v NE			---					---	NOT WITH TEAM	---			---	INACTIVE	---			---						
S 27	@ MIA			---					---	NOT WITH TEAM	---			---	INACTIVE	---			---						
O 4	v NYG	2	20	10.0	14	0			---	NOT WITH TEAM	---			---	INACTIVE	---			---						
O 11	@ TEN	3	20	6.7	9	0			---			2	24	12.0	14	0			---						
O 18	v CIN			---			2	17	8.5	9	0			---					---	INACTIVE	---				
O 25	@ JAX			---			1	3	3.0	3	0			---	INJURED RESERVE	---	1	58	58.0	58	t	1			
N 8	v MIA			---					---	INACTIVE	---			---	INJURED RESERVE	---			---						
N 12	@ NYJ			---					---					---	INJURED RESERVE	---			---						
N 23	@ NE																								
N 29	@ KC																								
D 6	v HOU																								
D 13	@ PHI																								
D 20	@ WAS																								
D 27	v DAL																								
J 3	v NYJ																								
2015 TOTALS		5	40	8.0	14	0	3	20	6.7	9	0	2	24	12.0	14	0	1	58	58.0	58	t	1			
NFL CAREER		22	136	6.2	19	0	25	250	10.0	57	0	20	349	17.5	59	t	3	3	71	23.7	58	t	1		
w/BUFFALO		13	89	6.8	14	0	3	20	6.7	9	0	20	349	17.5	59	t	3	3	71	23.7	58	t	1		

2015 GAME-BY-GAME RECEIVING (cont.)

NFL CAREER
w/BUFFALO

2	10	5.0	6	0
1	4	4.0	4	0

12	144	12.0	41	0
9	120	13.3	41	0

17	162	9.5	41	2
1	2	2.0	2	0

1	-6	-6.0	-6	0
1	-6	-6.0	-6	0

2015 GAME-BY-GAME PUNTING

		6 COLTON SCHMIDT																
Date	Game	Gross		Net	Ret		In	LG	Blk	Punt Sequence								
		No	Yds	Avg	Avg.	TB	Yds			20	Outcome/Return							
S 13	@ CHI	5	252	50.4	46.2	1	1	2	63	0	44	44	63	48	53			
											fc	fc	l	0	tb			
S 20	v MIA	6	249	41.5	34.7	0	41	2	54	0	49	54	33	29	48	36		
											10	28	ob	fc	2	l		
S 27	v SD	3	137	45.7	39.3	0	19	1	49	0	49	45	43					
											19	fc	fc					
O 4	@ HOU	7	363	51.9	49.3	0	18	2	62	0	40	52	57	52	43	57	62	
											d	ob	0	3	fc	d	15	
O 11	@ DET	7	357	51.0	41.6	0	66	1	65	0	48	49	65	41	47	61	46	
											fc	2	14	26	fc	15	9	
O 18	v NE	5	243	48.6	41.2	0	37	0	53	0	52	53	45	46	47			
											6	ob	18	8	5			
O 25	v MIN	3	148	49.3	49.3	0	0	1	57	0	35	57	56					
											fc	ob	d					
N 8	@ NYJ	3	150	50.0	44.0	0	18	1	58	0	50	42	58					
											0	fc	18					
N 12	v KC	8	347	43.4	41.6	0	14	2	57	0	57	43	54	38	37	45	35	38
											fc	-3	5	d	ob	d	6	6
N 23	@ MIA																	
N 29	v NYJ																	
D 6	v CLE																	
D 13	@ DEN																	
D 20	v GB																	
D 27	@ OAK																	
J 3	@ NE																	
2015 TOTALS		47	2246	47.8	42.8	1	214	12	65	0								
NFL CAREER		133	5938	44.6	40.1	7	460	43	67	0								
w/BUFFALO		133	5938	44.6	40.1	7	460	43	67	0								

2015 GAME-BY-GAME KICKING

		OPPONENTS										
Date	Game	---PAT---			---FG---		LG	FG Sequence	Kicker	KO	EZ	TB
		Pts.	Made	Att	Made	Att						
S 13	v IND	0	0	0	0	1	--	52wl	Vinatieri			
									McAfee	3	2	2
S 20	v NE	16	4	4	4	4	50	46G, 21G, 50G, 25G	Gostkowski	9	8	7
S 27	@ MIA	0	0	1	0	0	--	---	Franks	2	2	2
									Darr	1	0	0
O 4	v NYG	4	1	2	1	1	47	47G	J.Brown	5	3	1
O 11	@ TEN	7	1	1	2	2	41	21G, 41G	Succop	4	4	3
O 18	v CIN	10	4	4	2	2	47	47G, 39G	Nugent	7	5	3
O 25	@ JAX	4	4	5	0	0	--	---	Myers	6	5	2
N 8	v MIA	5	2	2	1	1	48	48G	Franks	4	1	1
									Darr	1	0	0
N 12	@ NYJ	5	2	2	1	1	29	29G	Bullock	4	4	3
N 23	@ NE											
N 29	@ KC											
D 6	v HOU											
D 13	@ PHI											
D 20	@ WAS											
D 27	v DAL											
J 3	v NYJ											
2015 TOTALS		51	18	21	11	12	50			46	34	24
		85.7%		91.7%								

2015 GAME-BY-GAME PUNT RETURNS

		11 MARCUS THIGPEN						17 DENARIUS MOORE						21 LEODIS McKELVIN					
Date	Game	No	Yds	Avg	LG	FC	TD	No	Yds	Avg	LG	FC	TD	No	Yds	Avg	LG	FC	TD
S 13	v IND	1	6	6.0	6	2	0	--- NOT WITH TEAM ---						--- RESERVE / NON-FOOTBALL INJURY ---					
S 20	v NE	1	14	14.0	14	0	0	--- NOT WITH TEAM ---						--- RESERVE / NON-FOOTBALL INJURY ---					
S 27	@ MIA	2	7	3.5	7	0	0	--- NOT WITH TEAM ---						--- RESERVE / NON-FOOTBALL INJURY ---					
O 4	v NYG	5	20	4.0	9	2	0	--- NOT WITH TEAM ---						--- RESERVE / NON-FOOTBALL INJURY ---					
O 11	@ TEN	--- RELEASED, 10/7 ---						3	40	13.3	27	2	0	--- RESERVE / NON-FOOTBALL INJURY ---					
O 18	v CIN							---						--- RESERVE / NON-FOOTBALL INJURY ---					
O 25	@ JAX							2	37	18.5	19	3	0	--- RESERVE / NON-FOOTBALL INJURY ---					
N 8	v MIA							---						---					
N 12	@ NYJ							--- DID NOT PLAY ---						3	13	4.3	12	1	0
N 23	@ NE																		
N 29	@ KC																		
D 6	v HOU																		
D 13	@ PHI																		
D 20	@ WAS																		
D 27	v DAL																		
J 3	v NYJ																		
2015 TOTALS		9	47	5.2	14	4	0	5	77	15.4	27	8	0	3	13	4.3	12	3	0

NFL CAREER		85	847	10.0	75	t	43	2	47	363	7.7	34	25	0	95	1013	10.7	88	t	52	3
w/BUFFALO		21	202	9.6	75	t	9	1	5	77	15.4	27	8	0	95	1013	10.7	88	t	52	3

2015 GAME-BY-GAME KICKOFF RETURNS

II MARCUS THIGPEN					
Att	Yds	Avg	LG	TD	
1	0	0.0	0	0	

2	29	14.5	15	0	
--- RELEASED, 10/7 ---					
3	29	9.7	15	0	

92	2224	24.2	96	1
9	194	21.6	49	0

11	185	16.8	47	0
6	84	14.0	17	0

2015 GAME-BY-GAME DEFENSIVE STATS (DEFENSIVE BACKS)

Shaded rows indicates games started

		20 COREY GRAHAM									
Date	Game	TT	UT	AT	Sacks	Yds	Int	Yds	TD	FF	FR
S 13	v IND	1	1	0							
S 20	v NE	9	6	3						1	
S 27	@ MIA	12	10	2							
O 4	v NYG	13	8	5	1.0	1.0					
O 11	@ TEN	10	8	2							
O 18	v CIN	7	4	3							
O 25	@ JAX	9	8	1			1	44	1		
N 8	v MIA	8	8	0							
N 12	@ NYJ	5	3	2			1	16	0		
N 23	@ NE										
N 29	@ KC										
D 6	v HOU										
D 13	@ PHI										
D 20	@ WAS										
D 27	v DAL										
J 3	v NYJ										
2015 TOTALS		74	56	18	1.0	1.0	2	60	1	0	1
(LG: 44t)											
NFL CAREER		378	292	86	2.0	1.0	14	200	1	2	3
(LG: 45)											
w/BUFFALO		151	115	36	1.0	1.0	4	135	1	0	2
(LG: 45)											

21 LEODIS McKELVIN											
TT	UT	AT	Sacks	Yds	Int	Yds	TD	FF	FR		
--- RESERVE / NON-FOOTBALL INJURY ---											
--- RESERVE / NON-FOOTBALL INJURY ---											
--- RESERVE / NON-FOOTBALL INJURY ---											
--- RESERVE / NON-FOOTBALL INJURY ---											
--- RESERVE / NON-FOOTBALL INJURY ---											
--- RESERVE / NON-FOOTBALL INJURY ---											
6 6 0											
4 3 1											
10 9 1 0.0 0.0 0 0 0 0 0 0											
282 239 43 0.0 0.0 11 114 1 4 2											
(LG: 64t)											
282 239 43 0.0 0.0 11 114 1 4 2											
(LG: 64t)											

23 AARON WILLIAMS											
TT	UT	AT	Sacks	Yds	Int	Yds	TD	FF	FR		
5	1	4			1	26	0				
3	3	0									
--- INACTIVE ---											
--- INACTIVE ---											
7 5 2											
--- INJURED RESERVE / DESIGNATED FOR RETURN ---											
--- INJURED RESERVE / DESIGNATED FOR RETURN ---											
--- INJURED RESERVE / DESIGNATED FOR RETURN ---											
--- INJURED RESERVE / DESIGNATED FOR RETURN ---											
15 9 6 0.0 0.0 1 26 0 0 0 0											
235 171 64 0.0 0.0 7 95 0 2 0											
(LG: 26)											
235 171 64 0.0 0.0 7 95 0 2 0											
(LG: 34)											
235 171 64 0.0 0.0 7 95 0 2 0											
(LG: 34)											

24 STEPHON GILMORE											27 DUKE WILLIAMS											28 RONALD DARBY										
Date	Game	TT	UT	AT	Sacks	Yds	Int	Yds	TD	FF	FR	TT	UT	AT	Sacks	Yds	Int	Yds	TD	FF	FR	TT	UT	AT	Sacks	Yds	Int	Yds	TD	FF	FR	
S 13	v IND	6	6	0								0	0	0									6	5	1			1	27	0		
S 20	v NE	5	5	0								0	0	0									0	0	0			4	4	0		
S 27	@ MIA	1	1	0								0	0	0									0	0	5			4	1	1		
O 4	v NYG	2	2	0			1	29	0			2	2	0								4	4	0								
O 11	@ TEN	1	1	0			1	0	0			1	1	0								4	4	0								
O 18	v CIN	5	5	0								6	5	1								6	6	0								
O 25	@ JAX	2	2	0								5	4	1	1.0	2.0						5	3	2								
N 8	v MIA	3	3	0								4	3	1								10	10	0								
N 12	@ NYJ	2	2	0								2	2	0								3	3	0								
N 23	@ NE																															
N 29	@ KC																															
D 6	v HOU																															
D 13	@ PHI																															
D 20	@ WAS																															
D 27	v DAL																															
J 3	v NYJ																															
2015 TOTALS		27	27	0	0.0	0.0	2	29	0	0	0	20	17	3	1.0	2.0	0	0	0	0	0	47	43	4	0.0	0.0	2	48	0	0	0	0
(LG: 29)																						(LG: 27)										
NFL CAREER		169	147	22	0.0	0.0	8	113	0	4	0	119	87	32	1.0	2.0	2	68	0	2	4	47	43	4	0.0	0.0	2	48	0	0	0	0
(LG: 29)											(LG: 34)											(LG: 27)										
w/BUFFALO		169	147	22	0.0	0.0	8	113	0	4	0	119	87	32	1.0	2.0	2	68	0	2	4	47	43	4	0.0	0.0	2	48	0	0	0	0
(LG: 29)											(LG: 34)											(LG: 27)										

[illegible]

2015 GAME-BY-GAME DEFENSIVE STATS (DEF. BACKS cont.)

Shaded rows indicates games started

36 JONATHAN MEEKS											37 NICKELL ROBEY											39 MARIO BUTLER											
Date	Game	TT	UT	AT	Sacks	Yds	Int	Yds	TD	FF	FR	TT	UT	AT	Sacks	Yds	Int	Yds	TD	FF	FR	TT	UT	AT	Sacks	Yds	Int	Yds	TD	FF	FR		
S 13	vs IND				--- PRACTICE SQUAD ---							6	4	2	1.0	0.0							0	0	0								
S 20	vs NE				--- PRACTICE SQUAD ---							6	6	0									1	1	0								
S 27	@ MIA	0	0	0								5	3	2								0	0	0									
O 4	vs NYG	0	0	0								3	2	1								0	0	0									
O 11	@ TEN	0	0	0								4	4	0								0	0	0									
O 18	vs CIN	0	0	0								0	0	0								0	0	0									
O 25	@ JAX	0	0	0								0	0	0								0	0	0									
N 8	vs MIA	0	0	0								3	3	0								0	0	0									
N 12	@ NYJ	0	0	0								0	0	0								--- INACTIVE ---											
N 23	@ NE																					--- INACTIVE ---											
N 29	@ KC																																
D 6	vs HOU																																
D 13	@ PHI																																
D 20	@ WAS																																
D 27	vs DAL																																
J 3	vs NYJ																																
2015 TOTALS		0	0	0	0.0	0.0	0	0	0	0	0	27	22	5	1.0	0.0	0	0	0	0	0	1	1	0	0.0	0.0	0	0	0	0	0	0	
NFL CAREER		0	0	0	0.0	0.0	0	0	0	0	0	110	88	22	5.0	25.0	1	19	1	1	2	1	1	0	0.0	0.0	0	0	0	0	0	0	
w/BUFFALO		0	0	0	0.0	0.0	0	0	0	0	0	110	88	22	5.0	25.0	1	19	1	1	2	1	1	0	0.0	0.0	0	0	0	0	0	0	
(LG: 19c)																																	
(LG: 19c)																																	

(LG: 19t)

(LG: 19t)

2015 GAME-BY-GAME DEFENSIVE STATS (LINEBACKERS)

Shaded rows indicates games started

50 TONY STEWARD											
Date	Game	TT	UT	AT	Sacks	Yds	Int	Yds	TD	FF	FR
S 13	v IND	--- INACTIVE ---									
S 20	v NE	--- INACTIVE ---									
S 27	@ MIA	--- INACTIVE ---									
O 4	v NYG	--- INACTIVE ---									
O 11	@ TEN	--- INACTIVE ---									
O 18	v CIN	0	0	0							
O 25	@ JAX	0	0	0							
N 8	v MIA	0	0	0							
N 12	@ NYJ	0	0	0							
N 23	@ NE										
N 29	@ KC										
D 6	v HOU										
D 13	@ PHI										
D 20	@ WAS										
D 27	v DAL										
J 3	v NYJ										
2015 TOTALS		0	0	0	0.0	0.0	0	0	0	0	0
NFL CAREER		0	0	0	0.0	0.0	0	0	0	0	0
w/BUFFALO		0	0	0	0.0	0.0	0	0	0	0	0

52 PRESTON BROWN										
TT	UT	AT	Sacks	Yds	Int	Yds	TD	FF	FR	
6	2	4								
11	6	5						1	1	
7	3	4			2	46	1			
11	6	5								
6	2	4								
9	7	2								
4	3	1								
5	3	2								
8	3	5								
(LG: 43t)										
175	100	75	0.0	0.0	3	46	1	1	2	
(LG: 43t)										
175	100	75	0.0	0.0	3	46	1	1	2	
(LG: 43t)										

53 NIGEL BRADHAM										
TT	UT	AT	Sacks	Yds	Int	Yds	TD	FF	FR	
8	7	1	1.0	3.0						
4	2	2								
4	4	0								
8	7	1								
6	4	2								
3	2	1								
1	1	0								
7	4	3								
7	4	3								
(LG: 0)										
233	147	86	3.5	11.0	1	0	0	2	1	
(LG: 0)										
233	147	86	3.5	11.0	1	0	0	2	1	
(LG: 0)										

58 RANDELL JOHNSON											
Date	Game	TT	UT	AT	Sacks	Yds	Int	Yds	TD	FF	FR
S 13	v IND	0	0	0							
S 20	v NE	0	0	0							
S 27	@ MIA	0	0	0							
O 4	v NYG	0	0	0							
O 11	@ TEN	0	0	0							
O 18	v CIN	0	0	0							
O 25	@ JAX	0	0	0							
N 8	v MIA	--- INACTIVE ---									
N 12	@ NYJ	--- INACTIVE ---									
N 23	@ NE										
N 29	@ KC										
D 6	v HOU										
D 13	@ PHI										
D 20	@ WAS										
D 27	v DAL										
J 3	v NYJ										
2015 TOTALS		0	0	0	0.0	0.0	0	0	0	0	0
NFL CAREER		0	0	0	0.0	0.0	0	0	0	0	0
w/BUFFALO		0	0	0	0.0	0.0	0	0	0	0	0

59 AJ TARPLEY										
TT	UT	AT	Sacks	Yds	Int	Yds	TD	FF	FR	
0	0	0								
0	0	0								
0	0	0								
0	0	0								
1	1	0								
0	0	0								
0	0	0								
0	0	0								
0	0	0								
0	0	0								
(LG: 43t)										
1	1	0	0.0	0.0	0	0	0	0	0	0

91 MANNY LAWSON										
TT	UT	AT	Sacks	Yds	Int	Yds	TD	FF	FR	
1	1	0								
2	2	0								
0	0	0								
1	1	0								
3	2	1								
6	3	3								
1	1	0								
3	2	1								
2	2	0								
(LG: 0)										
19	14	5	0.0	0.0	0	0	0	0	0	0
(LG: 0)										
426	317	109	23.5	144.5	3	0	0	8	6	

(LG: 43t)

(LG: 43t)

(LG: 43t)

(LG: 0)

(LG: 0)

(LG: 0)

		58 RANDELL JOHNSON										59 AJ TARPLEY										91 MANNY LAWSON										
Date	Game	TT	UT	AT	Sacks	Yds	Int	Yds	TD	FF	FR	TT	UT	AT	Sacks	Yds	Int	Yds	TD	FF	FR	TT	UT	AT	Sacks	Yds	Int	Yds	TD	FF	FR	
S 13	√ IND	0	0	0								0	0	0								1	1	0								
S 20	√ NE	0	0	0								0	0	0								2	2	0								
S 27	@ MIA	0	0	0								0	0	0								0	0	0								
O 4	√ NYG	0	0	0								0	0	0								1	1	0								
O 11	@ TEN	0	0	0								1	1	0								3	2	1								
O 18	√ CIN	0	0	0								0	0	0								6	3	3								
O 25	@ JAX	0	0	0								0	0	0								1	1	0								
N 8	√ MIA				--- INACTIVE ---							0	0	0								3	2	1								
N 12	@ NYJ				--- INACTIVE ---							0	0	0								2	2	0								
N 23	@ NE																															
N 29	@ KC																															
D 6	√ HOU																															
D 13	@ PHI																															
D 20	@ WAS																															
D 27	√ DAL																															
J 3	√ NYJ																															
2015 TOTALS		0	0	0	0.0	0.0	0	0	0	0	0	1	1	0	0.0	0.0	0	0	0	0	0	19	14	5	0.0	0.0	0	0	0	0	0	0
NFL CAREER		0	0	0	0.0	0.0	0	0	0	0	0	1	1	0	0.0	0.0	0	0	0	0	0	426	317	109	23.5	144.5	3	0	0	8	6	6
w/BUFFALO		0	0	0	0.0	0.0	0	0	0	0	0	1	1	0	0.0	0.0	0	0	0	0	0	35	28	7	1.5	12.5	0	0	0	0	0	0
(LG: 0)																																

(LG: 0)

2015 GAME-BY-GAME DEFENSIVE STATS (DEFENSIVE LINE)

Shaded rows indicates games started

Date		Game		55 JERRY HUGHES										75 IK ENEMKPALI										93 ANDRE FLUELLEN									
		TT	UT	AT	Sacks	Yds	Int	Yds	TD	FF	FR	TT	UT	AT	Sacks	Yds	Int	Yds	TD	FF	FR	TT	UT	AT	Sacks	Yds	Int	Yds	TD	FF	FR		
S 13	v	IND	4	3	1																												
S 20	v	NE	3	2	1	1.0	15.0				1																						
S 27	@	MIA	1	1	0																												
O 4	v	NYG	2	2	0																												
O 11	@	TEN	4	2	2																												
O 18	v	CIN	4	3	1																												
O 25	@	JAX	3	1	2																												
N 8	v	MIA	3	3	0	2.0	27.0				1	1																					
N 12	@	NYJ	3	2	1																												
N 23	@	NE																															
N 29	@	KC																															
D 6	v	HOU																															
D 13	@	PHI																															
D 20	@	WAS																															
D 27	v	DAL																															
J 3	v	NYJ																															
2015 TOTALS				27	19	8	3.0	42.0	0	0	0	2	1	2	2	0	0.0	0.0	0	0	0	0	0	0	0	0	0.0	0.0	0	0	0	0	
NFL CAREER				172	118	54	28.0	194.5	0	0	0	7	2	2	2	0	0.0	0.0	0	0	0	0	0	0	0	0	0.0	0.0	0	0	0	0	
w/BUFFALO				123	85	38	23.0	171.5	0	0	0	7	2	2	2	0	0.0	0.0	0	0	0	0	0	0	0	0	0.0	0.0	0	0	0	0	

		94 MARIO WILLIAMS										95 KYLE WILLIAMS										96 STEFAN CHARLES									
Date	Game	TT	UT	AT	Sacks	Yds	Int	Yds	TD	FF	FR	TT	UT	AT	Sacks	Yds	Int	Yds	TD	FF	FR	TT	UT	AT	Sacks	Yds	Int	Yds	TD	FF	FR
S 13	v IND	0	0	0								2	0	2								2	2	0							
S 20	v NE	3	3	0	1.0	0.0						2	1	1								--- INACTIVE ---									
S 27	@ MIA	0	0	0								2	1	1								1	1	0	1.0	7.0					1
O 4	v NYG	4	3	1								3	1	2								1	1	0							
O 11	@ TEN	3	1	2	1.0	5.0						4	3	1	1.0	3.0						0	0	0							
O 18	v CIN	1	1	0								1	0	1								2	0	2							
O 25	@ JAX	2	2	0	1.0	5.0						--- INACTIVE ---										0	0	0							
N 8	v MIA	1	1	0								--- INACTIVE ---										0	0	0							
N 12	@ NYJ	0	0	0								--- INACTIVE ---										0	0	0							
N 23	@ NE																														
N 29	@ KC																														
D 6	v HOU																														
D 13	@ PHI																														
D 20	@ WAS																														
D 27	v DAL																														
J 3	v NYJ																														
2015 TOTALS		14	11	3	3.0	10.0	0	0	0	0	0	14	6	8	1.0	3.0	0	0	0	0	0	6	4	2	1.0	7.0	0	0	0	1	0
NFL CAREER		381	304	77	94.0	533.5	0	0	0	16	5	560	341	219	35.5	221.5	1	2	0	3	4	41	24	17	5.0	39.0	0	0	0	2	1
w/BUFFALO		140	112	28	41.0	213.0	0	0	0	5	2	(LG: 2)										41	24	17	5.0	39.0	0	0	0	2	1
												(LG: 2)																			

Date		Game		97 CORBIN BRYANT								98 ALEX CARRINGTON								99 MARCELL DAREUS												
		TT	UT	AT	Sacks	Yds	Int	Yds	TD	FF	FR	TT	UT	AT	Sacks	Yds	Int	Yds	TD	FF	FR	TT	UT	AT	Sacks	Yds	Int	Yds	TD	FF	FR	
S 13	v IND	5	3	2								0	0	0									1	1	0							
S 20	v NE	0	0	0								0	0	0									4	4	0	1.0	1.0					
S 27	@ MIA	3	3	0																			4	4	0							
O 4	v NYG	1	0	1																												
O 11	@ TEN	1	0	1																			5	2	3							
O 18	v CIN	4	1	3																			4	3	1							
O 25	@ JAX	5	3	2																			4	3	1							
N 8	v MIA	1	1	0								1	1	0									1	0	1							
N 12	@ NYJ	1	0	1								4	2	2									3	2	1	1.0	3.0					
N 23	@ NE																															
N 29	@ KC																															
D 6	v HOU																															
D 13	@ PHI																															
D 20	@ WAS																															
D 27	v DAL																															
J 3	v NYJ																															
2015 TOTALS		21	11	10	0.0	0.0	0	0	0	0	0	6	4	2	0.0	0.0	0	0	0	0	0	0	26	19	7	2.0	4.0	0	0	0	0	0
NFL CAREER		49	25	24	2.5	13.0	0	0	0	1	0	60	38	22	4.0	17.0	0	0	0	1	0	227	158	69	30.5	186.5	0	0	0	2	2	
w/BUFFALO		49	25	24	2.5	13.0	0	0	0	1	0	59	41	28	4.0	17.0	0	0	0	1	0	227	158	69	30.5	186.5	0	0	0	2	2	

2015 BIG PLAYS

BILLS BIG PLAYS

◀ or ▶ ◀ ◀ Indicates plays on same drive

Date	Game	BILLS 10+ YARD RUSHES				BILLS 20+ YARD PASSES			
		Gain, Player	Qtr.		Drive Result	Gain, Player	Qtr.		Drive Result
S 13	v IND	31, Taylor	2	◀	TD-R	20, Taylor-McCoy	1		Punt
		26t, Ka.Williams	2	◀	TD-R	51t, Taylor-Harvin	1		TD-P
		14, Ka.Williams	4		Punt	26, Taylor-Clay	2		FG
		16, McCoy	4		Punt	22, Taylor-McCoy	3		TD-R
S 20	v NE	23, Taylor	1	◀	TD-R	20, Taylor-Harvin	4	◀	TD-P
		15, McCoy	1	◀	TD-R	32t, Taylor-Woods	4	◀	TD-P
		12, McCoy	2		INT	25, Taylor-Harvin	4	◀ ◀	TD-R
		18, McCoy	3		Punt	26, Taylor-Woods	4	◀	TD-P
		12, McCoy	4	◀ ◀	TD-R	24t, Taylor-Watkins	4	◀	TD-P
S 27	@ MIA	18, Ka.Williams	1	◀ ◀	FG	24, Taylor-Clay	1	◀	TD-P
		12, Ka.Williams	1	◀ ◀	FG	25t, Taylor-Clay	1	◀	TD-P
		41t, Ka.Williams	4		TD-R	39, Taylor-Watkins	1		TD-P
O 4	v NYG	11, Ka.Williams	1		FG	38t, Taylor-Hogan	4		TD-P
O 11	@ TEN	26, Taylor	3	◀	TD-R	21, Taylor-Clay	3		FGA
		22t, Taylor	3	◀	TD-R	20, Taylor-Clay	3	◀	Downs
		24, Taylor	4	◀ ◀	TD-P	27, Taylor-Clay	4	◀	Downs
O 18	v CIN	33, McCoy	1		TD-R	23t, Taylor-Ka.Williams	4		TD-P
		10, McCoy	3		Punt	20, Taylor-Clay	4		Downs
		16, Manuel	4	◀	TD-P	46, Taylor-Hogan	4	◀ ◀	TD-P
O 25	@ JAX	10, Manuel	1	◀	FG	22t, Manuel-Watkins	2		TD-P
		12, Manuel	2		INT	22, Manuel-Woods	4	◀	TD-P
		12, McCoy	2		TD-P	23, Manuel-Hogan	4		Downs
		10, McCoy	3	◀	FG	29, Manuel-Gragg	1	◀	FG
		17, McCoy	3	◀	FG	58t, Manuel-Easley	4		TD-P
N 8	v MIA	14, Taylor	1		Punt	63, Taylor-Watkins	2	◀ ◀	TD-R
		17, McCoy	1	◀	TD-R	44t, Taylor-Watkins	3		TD-P
		10, Ka.Williams	1	◀	TD-R				
		48t, McCoy	1	◀	TD-R				
		11t, Ka.Williams	2	◀ ◀	TD-R				
		11, McCoy	4	◀	TD-R				
		12, Ka.Williams	4	◀	TD-R				
		38t, Ka.Williams	4	◀	TD-R				
		25, Ka.Williams	4		Game				
N 12	@ NYJ	15, McCoy	1		Punt	25, Taylor-Clay	3	◀ ◀	TD-P
		12, McCoy	2		Punt	26t, Taylor-Ka.Williams	3	◀ ◀	TD-P
		11, McCoy	2	◀	FG				
		15, McCoy	2	◀	FG				
		13, Ka.Williams	3	◀ ◀	TD-P				
		14, McCoy	4		Punt				
		16, McCoy	4		Punt				
		40 10+ yard rushes				28 20+ yard passes			

2015 BIG PLAYS (cont.)

OPPONENTS BIG PLAYS

◀ or ▶ Indicates plays on same drive

Date	Game
S 13	v IND
S 20	v NE
S 27	@ MIA
O 4	v NYG
O 11	@ TEN
O 18	v CIN
O 25	@ JAX
N 8	v MIA
N 12	@ NYJ

OPPONENTS 10+ YARD RUSHES			
Gain, Player	Qtr.		Drive Result
11, Luck	4	◀	TD-P
12, Edelman	2		Downs
13, Lewis	3	◀	FG
10, Lewis	3	◀	FG
14, D. Williams	4	◀	Downs
11, Gray	4	◀	Downs
14, Jennings	2		TD-P
10, Jennings	3		Punt
11, Mariota	1		FG
22, Mariota	4		FG
15t, Bernard	2	◀	TD-R
12, Bernard	3	◀ ◀	TD-P
10, Hill	4		FG
12, Yeldon	1	◀	TD-P
28t, Yeldon	2		TD-R
16, Yeldon	3		Downs
14, Miller	3		Fumble
23, Ajayi	3		Punt
10, Ivory	1	◀	FG
18, Ivory	3	◀ ◀	TD-P
16, Fitzpatrick	3	◀	Downs
21, Ivory	3	◀	Downs
22 10+ yard rushes			

OPPONENTS 20+ YARD PASSES			
Gain, Player	Qtr.		Drive Result
30, Luck-Hilton	1		INT
29, Luck-Dorsett	4	◀	TD-P
36, Brady-Gronkowski	1		TD-P
40, Brady-Lewis	2		FG
28, Brady-Gronkowski	3	◀	FG
24, Brady-Dobson	3	◀ ◀	TD-P
22t, Brady-Edelman	3	◀ ◀	TD-P
23, Brady-Gronkowski	3		FG
29, Brady-Amendola	4		FG
21t, Tannehill-Matthews	3		TD-P
46t, Tannehill-Matthews	4		TD-P
22, E. Manning-Randle	1		Punt
21t, E. Manning-Harris	1		TD-P
51t, E. Manning-Jennings	4		TD-P
23, Mariota-Andrews	2		Punt
23, Dalton-Bernard	2	◀	TD-R
42, Dalton-Jones	3		TD-P
24, Dalton-Sanu	3	◀ ◀	TD-P
20, Bortles-A. Robinson	1		Punt
22, Bortles-Hurns	1	◀	TD-P
23, Bortles-A. Robinson	1	◀	TD-P
20, Bortles-A. Robinson	4	◀ ◀	TD-P
31t, Bortles-Hurns	4	◀ ◀	TD-P
26, Tannehill-Miller	1		TD-R
46, Tannehill-Stills	2		Punt
21, Tannehill-Matthews	2	◀	Half
21, Tannehill-Stills	2	◀	Half
21, Tannehill-Miller	3	◀ ◀	TD-R
27, Tannehill-Miller	3	◀ ◀	TD-R
24, Tannehill-Landry	4		FG
36, Fitzpatrick-Ivory	1	◀	FG
22, Fitzpatrick-D. Smith	2		INT
20, Fitzpatrick-Decker	3	◀ ◀	TD-P
31t, Fitzpatrick-Decker	4		TD-P
34 20+ yard passes			

2015 GOAL TO GO

OFFENSE						DEFENSE					
Date	Opponent	#	Qtr.	Result	(pts)	Date	Opponent	#	Qtr.	Result	(pts)
9/13	IND	1	3	TD	(7)	9/13	IND	1	3	TD	(7)
9/20	NE	2	1	TD	(7)	9/13	IND	2	4	TD	(7)
9/20	NE	3	2	TD	(7)	9/20	NE	3	1	TD	(7)
10/4	NYG	4	4	T.O.D	(0)	9/20	NE	4	1	TD	(7)
10/11	TEN	5	4	TD	(7)	9/20	NE	5	2	TD	(7)
10/18	CIN	6	1	TD	(7)	9/20	NE	6	3	FG	(3)
10/18	CIN	7	4	TD	(7)	9/27	MIA	7	4	T.O.D	(0)
10/25	JAC	8	4	FG	(3)	9/27	MIA	8	4	T.O.D	(0)
11/8	MIA	9	4	E.O.G.	(0)	10/4	NYG	9	4	INT	(0)
11/12	NYJ	10	3	FG	(3)	10/11	TEN	10	3	TD	(7)
						10/18	CIN	11	3	TD	(7)
						10/25	JAX	12	3	T.O.D	(0)
						11/8	MIA	13	2	TD	(7)
						11/8	MIA	14	2	E.O.H	(0)
						11/8	MIA	15	3	TD	(7)

2015 Breakdown: 10 times inside
6 touchdowns
2 Field Goals

Scoring Percentage: 80% (8 of 10)
Failed to Score: 20% (2 of 10)
TD Percentage: 60% (6 of 10)
FG Percentage: 20% (2 of 10)

2015 Breakdown: 15 times inside
9 touchdowns
1 Field Goals

Scoring Percentage: 67% (10 of 15)
Failed to Score: 33% (5 of 15)
TD Percentage: 60% (9 of 15)
FG Percentage: 7% (1 of 15)

2015 INSIDE THE 20

OFFENSE						DEFENSE					
Date	Opponent	#	Qtr.	Result	(pts)	Date	Opponent	#	Qtr.	Result	(pts)
9/13	IND	1	3	TD	(7)	9/13	IND	1	3	TD	(7)
9/20	NE	2	1	TD	(7)	9/13	IND	2	4	TD	(7)
9/20	NE	3	2	TD	(7)	9/20	NE	3	1	TD	(7)
9/20	NE	4	4	TD	(7)	9/20	NE	4	1	TD	(7)
9/27	MIA	5	1	TD	(7)	9/20	NE	5	2	TD	(7)
9/27	MIA	6	2	FG	(3)	9/20	NE	6	3	FG	(3)
10/4	NYG	7	3	MFG	(0)	9/20	NE	7	4	FG	(3)
10/4	NYG	8	4	T.O.D	(0)	9/27	MIA	8	4	T.O.D	(0)
10/4	NYG	9	4	T.O.D	(0)	9/27	MIA	9	4	T.O.D	(0)
10/11	TEN	10	4	TD	(7)	10/4	NYG	10	2	TD	(7)
10/18	CIN	11	1	TD	(7)	10/4	NYG	11	4	INT	(0)
10/18	CIN	12	4	TD	(7)	10/11	TEN	12	2	FG	(3)
10/25	JAC	13	1	FG	(3)	10/11	TEN	13	3	TD	(7)
10/25	JAC	14	2	TD	(7)	10/18	CIN	14	1	TD	(7)
10/25	JAC	15	4	FG	(3)	10/18	CIN	15	2	TD	(7)
11/8	MIA	16	2	TD	(7)	10/18	CIN	16	3	TD	(7)
11/8	MIA	17	4	E.O.G.	(0)	10/18	CIN	17	3	TD	(7)
11/12	NYJ	18	3	FG	(3)	10/25	JAX	18	2	TD	(7)
						10/25	JAX	19	3	T.O.D	(0)
						11/8	MIA	20	2	TD	(7)
						11/8	MIA	21	2	E.O.H	(0)
						11/8	MIA	22	3	TD	(7)
						11/8	MIA	23	4	FG	(3)
						11/12	NYJ	24	1	FG	(3)
						11/12	NYJ	25	3	TD	(7)
						11/12	NYJ	26	4	T.O.D	(0)

2015 Breakdown:	18 times inside 10 touchdowns 4 field goals	2015 Breakdown:	26 times inside 15 touchdowns 5 field goals
Scoring Percentage:	78% (14 of 18)	Scoring Percentage:	77% (20 of 26)
Failed to Score:	22% (4 of 18)	Failed to Score:	23% (6 of 26)
TD Percentage:	55% (10 of 18)	TD Percentage:	58% (15 of 26)
FG Percentage:	22% (4 of 18)	FG Percentage:	19% (5 of 26)

THE LAST TIME...

PUNT RETURNED FOR A TD

By Bills: Marcus Thigpen vs. Green Bay Packers 12/14/14 (75 yards)
By Opponent: Travis Benjamin at Cleveland Browns, 10/3/13 (79 yards)

KICKOFF RETURNED FOR A TD

By Bills: CJ Spiller vs. Miami Dolphins 9/14/14 (102+ yards)
By Opponent: Marcus Thigpen vs. Miami Dolphins, 11/15/12 (96 yards)

INTERCEPTION RETURNED FOR A TD

By Bills: Corey Graham (44 yards) at Jacksonville Jaguars, 10/25/15
By Opponent: Telvin Smith (26 yards) at Jacksonville Jaguars, 10/25/15

AT LEAST TWO INTERCEPTIONS IN A GAME

By Bills: P. Brown (2) at Miami Dolphins, 9/27/15
By Opponent: Lavonte David (2) at Tampa Bay Buccaneers, 12/8/13

FUMBLE RETURNED FOR A TD

By Bills: Duke Williams (19 yards) at New York Jets, 11/12/15
By Opponent: C Clemons (6 yards) at Jacksonville Jaguars, 10/25/15

PUNT BLOCKED

By Bills: Boobie Dixon vs. New York Jets 11/24/14
By Opponent: Chris Clemons at Miami Dolphins, 11/20/11

PUNT BLOCK RETURNED FOR A TD

By Bills: Boobie Dixon vs. New York Jets 11/24/14 (in end zone – Recovered in end zone by LB Manny Lawson)
By Opponent: Lex Hilliard at Miami Dolphins, 11/20/11 (in end zone – Chris Clemons blocked P Brian Moorman's punt)

FIELD GOAL BLOCKED

By Bills: Mario Williams vs. Green Bay Packers, 12/14/14
By Opponent: Joe Haden vs. Cleveland Browns, 11/30/14

FIELD GOAL BLOCK RETURNED FOR TD

By Bills: Cornelius Bennett vs. Denver Broncos, 9/30/90 (80 yards after Nate Odomes blocked David Treadwell's att.)
By Opponent: Lemar Parrish, Cincinnati Bengals, 11/8/70 (83 yards after Ken Riley blocked Grant Guthrie's att.)

EXTRA POINT BLOCKED

By Bills: Alex Carrington at San Diego Chargers, 12/11/11
By Opponent: Israel Idonije, vs. Chicago Bears, 11/7/10

EXTRA POINT MISSED/FAILED

By Bills: Missed – Dan Carpenter at New York Jets, 11/12/15 (wide left)
Failed- Dan Carpenter at New York Jets, 10/26/14 (hit left upright)
By Opponent: Missed- J. Meyers at Jacksonville Jaguars, 10/25/15 (wide right)
Failed- Pete Stoyanovich vs. Miami Dolphins, 9/26/93 (bobbled snap)

TWO POINT CONVERSION ATTEMPTED and SUCCESSFUL

By Bills: LeSean McCoy run at Jacksonville Jaguars, 10/25/15
By Opponent: A. Williams run vs. New York Giants, 10/4/15

TWO POINT CONVERSION FAILED

By Bills: P. Harvin rushes left end. Tackled at 1 vs. New England Patriots, 9/20/15
By Opponent: Andrew Luck pass to Andre Johnson incomplete vs. Indianapolis Colts, 9/13/15

SAFETY RECORDED

By Bills: Ryan Tannehill fumble out of bound in end zone for a Safety vs. Miami Dolphins, 11/8/15
By Opponent: Kyle Orton receives intentional grounding penalty in end zone at Miami Dolphins, 11/13/2014

100 YARD INDIVIDUAL RUSHING GAME

By Bills: LeSean McCoy (112) at New York Jets, 11/12/15
By Opponent: T. Yeldon (115) at Jacksonville Jaguars, 10/25/15

THE LAST TIME...

200 YARD INDIVIDUAL RUSHING GAME

By Bills: Fred Jackson (212 yards) vs. Indianapolis Colts, 1/3/10
By Opponent: Reggie Bush (203 yards) vs. Miami Dolphins, 12/18/11

TWO 100 YARD RUSHERS IN THE SAME GAME

By Bills: LeSean McCoy (112) & Ka. Williams (110) vs. Miami Dolphins 11/8/15
By Opponent: Stevan Ridley (106 yards) and Brandon Bolden (137 yards) vs. New England Patriots, 9/30/12

100 YARD INDIVIDUAL RECEIVING GAME

By Bills: S. Watkins (168 yards) vs. Miami Dolphins, 11/8/15
By Opponent: R. Matthews (113 yards) at Miami Dolphins, 9/27/15

200 YARD INDIVIDUAL RECEIVING GAME

By Bills: Lee Evans (265 yards) at Houston Texans, 11/19/06
By Opponent: Wes Welker (217 yards) vs. New England Patriots, 9/25/11

TWO 100 YARD RECEIVERS IN THE SAME GAME

By Bills: Steve Johnson (158 yards) and Lee Evans (105 yards) at Baltimore Ravens, 10/24/10
By Opponent: Santonio Holmes (154 yards) and Stephen Hill (108 yards) at New York Jets, 9/22/13

300+ YARD INDIVIDUAL PASSING GAME

By Bills: Kyle Orton (329) at Oakland Raiders, 12/21/14
By Opponent: Tom Brady (466) vs. New England Patriots, 09/20/15

FIVE TOUCHDOWNS RUSHING

By Bills: Cookie Gilchrist vs. New York Titans, 12/8/63
By Opponent: Never accomplished

AT LEAST FOUR TOUCHDOWNS RUSHING

By Bills: Willis McGahee at Seattle Seahawks, 11/28/04
By Opponent: Clarence Williams at San Diego Chargers, 9/16/79

AT LEAST THREE TOUCHDOWNS RUSHING

By Bills: Willis McGahee at Seattle Seahawks, 11/28/04
By Opponent: C.J. Anderson (3) at Denver Broncos, 12/7/14

AT LEAST TWO TOUCHDOWNS RUSHING

By Bills: Karlos Williams (2) vs. Miami Dolphins, 11/8/15
By Opponents: C.J. Anderson (3) at Denver Broncos, 12/7/14

FOUR TD RECEPTIONS

By Bills: Don Beebe vs. Pittsburgh Steelers, 9/8/91
By Opponents: Randy Moss vs. New England Patriots, 11/18/07

AT LEAST THREE TD RECEPTIONS

By Bills: Steve Johnson at Cincinnati Bengals, 11/21/10
By Opponents: Marvin Harrison at Indianapolis Colts, 9/23/01

AT LEAST TWO TD RECEPTIONS

By Bills: Sammy Watkins (2) vs. Minnesota Vikings, 10/19/14
By Opponents: R. Gronkowski (2) vs. New England Patriots, 9/20/15

SIX TD PASSES

By Bills: Jim Kelly vs. Pittsburgh Steelers, 9/8/91
By Opponents: Daryle Lamonica at Oakland Raiders, 10/19/69

AT LEAST FIVE TD PASSES

By Bills: Jim Kelly vs. Cincinnati Bengals, 10/21/91
By Opponent: Drew Brees at New Orleans Saints, 10/27/13

THE LAST TIME...

AT LEAST FOUR TD PASSES

By Bills: Kyle Orton (4) at New York Jets, 10/26/14

By Opponent: Tom Brady (4) vs. New England Patriots, 10/12/14

AT LEAST THREE TD PASSES

By Bills: Tyrod Taylor (3) at Miami Dolphins, 9/27/15

By Opponents: Tom Brady (3) vs. New England Patriots, 9/20/15

AT LEAST THREE SACKS

By Bills: (3.5) Mario Williams at Miami Dolphins, 11/13/14

By Opponent: (3.0) C. Jones vs. New England Patriots, 09/20/15

LAST OVERTIME GAME

By Bills: 9/7/14 at Chicago Bears (23-20) W

WON IN OVERTIME

By Bills: 9/7/14 at Chicago Bears (23-20)

By Opponent: 12/1/13 vs. Atlanta Falcons (31-34)

SHUTOUT RECORDED

By Bills: 12/22/13 vs. Miami Dolphins (19-0)

By Opponent: 12/28/08 vs. New England Patriots (13-0)

AT LEAST 200-YARDS RUSHING

By Bills: 266 vs. Miami Dolphins, 11/8/15

By Opponent: 267 at New England Patriots, 12/29/13

AT LEAST 300-YARDS RUSHING

By Bills: 315 vs. Atlanta Falcons, 11/22/92

By Opponent: 311 at San Francisco, 10/7/12

AT LEAST 400 NET YARDS PASSING

By Bills: 437 at Minnesota Vikings, 9/15/02

By Opponent: 451 vs. New England Patriots, 09/20/15

AT LEAST 300 NET YARDS PASSING

By Bills: 308 at Oakland Raiders, 12/21/14

By Opponent: 451 vs. New England Patriots, 09/20/15

AT LEAST 500 TOTAL YARDS

By Bills: 514 at Baltimore Ravens, 10/24/10

By Opponent: 507 vs. New England Patriots, 09/20/15

AT LEAST 400 TOTAL YARDS

By Bills: 420 vs. Miami Dolphins, 11/8/15

By Opponent: 507 vs. New England Patriots, 09/20/15

50 OR MORE POINTS

By Bills: 54 at Kansas City Chiefs, 11/23/08

By Opponent: 52 vs. New England Patriots, 9/30/12

40 OR MORE POINTS

By Bills: 41 at Miami Dolphins, 9/27/15

By Opponent: 40 New England Patriots, 09/20/15

SCORED A TOUCHDOWN ON OFFENSE, DEFENSE AND SPECIAL TEAMS

By Bills: at Denver Broncos, 12/24/11 (C. Spiller rushing TD, J. Byrd interception return, L. McKelvin punt return)

By Opponent: at Cleveland Browns 10/3/13 (Josh Gordon receiving TD, T.J. Ward interception return, Travis Benjamin punt return TD)

2015 TURNOVER ANALYSIS

OFFENSIVE TURNOVERS

Date	Opponent	Turnover	Yardline	Qtr.	Result (Pts.)
9/20	NE	Interception	BUF 30	2	TD (7)
9/20	NE	Interception	NE 34	2	E. O. H. (0)
9/20	NE	Interception	50	4	E. O. G (0)
10/4	NYG	Interception	BUF 31	1	TD (6)
10/4	NYG	Fumble	BUF 40	4	INT (0)
10/18	CIN	Interception	BUF 45	1	Punt (0)
10/25	JAX	Fumble	--	2	TD (7)
10/25	JAX	Interception	--	2	TD (7)
10/25	JAX	Interception	BUF 36	2	TD (6)

DEFENSIVE TURNOVERS

Date	Opponent	Turnover	Yardline	Qtr.	Result (Pts.)
9/13	IND	Interception	BUF 32	1	TD (7)
9/13	IND	Interception	IND 43	4	E.O.G (0)
9/20	NE	Fumble	NE 48	2	Punt (0)
9/20	NE	Fumble	50	4	TD (7)
9/27	MIA	Interception	BUF 35	1	FG (3)
9/27	MIA	Interception	--	2	TD (7)
9/27	MIA	Interception	MIA 49	2	FG (3)
10/4	NYG	Interception	BUF 30	4	T.O.D (0)
10/11	TEN	Interception	BUF 38	4	E.O.G. (0)
10/25	JAX	Interception	--	4	TD (7)
11/8	MIA	Fumble	MIA 40	3	TD (7)
11/12	NYJ	Interception	NYJ 34	2	FG (3)
11/12	NYJ	Fumble	NYJ 23	3	FG (3)
11/12	NYJ	Interception	BUF 42	4	E.O.G (0)

SPECIAL TEAMS TURNOVERS

Date	Opponent	Turnover	Yardline	Qtr.	Result (Pts.)
9/13	IND	Fumble	IND 26	4	FG (3)
10/11	TEN	Fumble	BUF 39	3	TD (7)
11/12	NYJ	Fumble	--	2	TD (7)

MISCELLANEOUS TURONVERS

Date	Opponent	Explanation
------	----------	-------------

2015 ETCs

5-4 Regular Season Record
 3-1 In AFC East Games
 0-1 In AFC North Games
 2-1 In AFC South Games
 0-0 In AFC West Games
 0-1 In NFC Games

2-3 At Home
 3-1 On the Road
 5-4 Outdoors
 0-0 In Domed Stadiums
 2-1 On Grass

1-1 In 3-point or less Games
 2-0 When Won Coin Toss
 3-4 When Lost Coin Toss
 3-3 When Scored First
 2-1 When Opp. Scored First
 0-0 In overtime games

5-0 When Yielding 20 Points or Less

4-3 When Scoring 21 Points or More

4-0 When Led at Halftime
 1-4 When Trailing at Halftime
 0-0 When Tied at Halftime

4-0 When Led at the End of 3rd Quarter
 1-4 When Trailing at the End of 3rd Quarter
 0-0 When Tied at the End of 3rd Quarter

3-0 When Buffalo has 100-Yard Rusher

0-1 When Opp. has 100-Yard Rusher

1-1 When Buffalo has 100-Yard Receiver

1-1 When Opp. has 100-Yard Receiver

0-0 When Buffalo has 300-Yard Passer

1-1 When Opp. has 300-Yard Passer

2015 INSTANT REPLAY

Buffalo has challenged 6 plays this season under the NFL's replay system.

Date	Opp.	Explanation	Result
9/31	IND.	Buffalo challenged receiver caught the ball inbounds	Overturned
10/18	CIN	Buffalo challenged the incomplete pass ruling	Overturned
10/18	CIN	Buffalo challenged the pass completion ruling	Overturned
11/8	MIA	Buffalo challenged the incomplete pass ruling	Overturned
11/12	NYJ	Buffalo challenged the first down ruling	Upheld
11/12	NYJ	Buffalo challenged the pass completion ruling	Overturned

REGULAR SEASON WEEK 1 – Bills 27, Colts 14
September 13, 2015 – Ralph Wilson Stadium – 70,319

The Buffalo Bills won their first game with new Head Coach Rex Ryan, and new starting quarterback Tyrod Taylor as they defeated the Indianapolis Colts by a score of 27-14. The Bills won their home opener at Ralph Wilson stadium and move to 1-0 on the season.

The team was led by a phenomenal performance by Tyrod Taylor as he passed for 195 yards and one touchdown turning in a 123.8 quarterback rating. His play was highlighted by a 51-yard touchdown pass to Percy Harvin to open the scoring as time expired at the end of the first quarter.

On the ground the Bills were just as dominant as the team turned in 147 yards on the ground. Rookie Karlos Williams scored a 26 yard touchdown on his first carry as a Bill to put the team up 17-0 going into the second half. The Bills weren't done on the ground yet as Boobie Dixon jumped over the line to pound home a one yard run to cap off the Bills scoring drive to open the second half and increase their lead to 24-0.

On the other side of the football the Bills were led by starting linebacker Nigel Bradham who would lead the team in tackles, sacks, and quarterback hits. The Bills defense capitalized on turnovers forcing two interceptions and recovering a muffed punt. Ronald Darby got his first interception as a Buffalo Bill and recorded two pass-defensed on the day.

Andrew Luck attempted to lead a second half comeback, but the Bills defense was too much as Aaron Williams picked Luck off in the Colts final drive. Luck finished the day 26-49 with 243 yards, two touchdowns, and two inceptions. The Colts could not capitalize on the Bills mental mistakes they made as they had 11 penalties in the game for 113 yards.

The Bills stay at home for the second week in a row as the New England Patriots come to the Ralph as the Bills look to move to 2-0 on the season.

TEAM	1	2	3	4	Final
COLTS	0	0	8	6	14
BILLS	7	10	7	3	27

TEAM	QTR.	TIME	SCORING PLAY	DRIVE	SCORE
BUF	1	0:00	P. Harvin 51 yd. pass from T. Taylor (D. Carpenter kick)	5-68,2:39	7-0
BUF	2	7:49	D. Carpenter 41 yd. Field Goal	7-43, 3:22	10-0
BUF	2	0:20	Ka. Williams 26 yd. run (D. Carpenter kick)	5-58, 2:22	17-0
BUF	3	9:34	B. Dixon 1 yd. run (D. Carpenter kick)	11-80, 5:26	24-0
IND	3	0:54	D. Moncrief 2 yd. pass from A. Luck (A. Luck-C.Fleener pass)	18-65, 8:40	24-8
BUF	4	8:14	D. Carpenter 45 yd. Field Goal	4- -1, 1:30	27-8
IND	4	5:56	D. Allen 6 yd. pass from A. Luck (pass failed)	9-80, 2:18	27-14

REGULAR SEASON WEEK 2 – Bills 32, Patriots 40
September 20, 2015 – Ralph Wilson Stadium – 70,858

The Buffalo Bills attempted a fourth quarterback comeback that came up short against the New England Patriots. Down 37-13 the Bills rallied back putting up 19 points in the fourth quarter, but a Tyrod Taylor interception on a tipped pass led to the game ending interception.

The Bills day was riddled with penalties for the second week in a row they had over 100-yards in penalties. Starting out on the first drive the Bills marched the ball down 80-yards down the field for a touchdown. The Bills then managed to give up 21 straight points to the Patriots as they took over the first half.

The Patriots were led by quarterback Tom Brady who managed to pick apart the Bills defense. Brady tallied 466 passing yard with three touchdowns as he completed 38 of his 59 passing attempts. He spread the ball around as well as nine different Patriots players had catches.

Tyrod Taylor the Bills on offense. Taylor threw for 242-yards, three touchdowns and three interceptions, while rushing for 43-yards and a touchdown.

On defense the Bills managed to recover to fumbles forced by Preston Brown and Jerry Hughes, while also recording two sacks. It however was not enough to shut down the Patriots offense as they tallied 507-yards of total offense.

The Bills will play their first game on the road this season against the Miami Dolphins when they travel to Florida for next week's game on September 27th. A win would move the Bills to 2-1 on the season and 1-1 in the division.

TEAM	1	2	3	4	Final
PATRIOTS	14	10	13	3	40
BILLS	7	6	0	19	32

TEAM	QTR.	TIME	SCORING PLAY	DRIVE	SCORE
BUF	1	10:00	Ka. Williams 2 yd. run (D. Carpenter kick)	10-80, 5:00	7-0
NE	1	4:02	J. Edelman 8 yd. pass from T. Brady (S. Gostkowski kick)	5-62, 2:30	7-7
NE	1	0:58	D. Lewis 6 yd. run (s. Gostkowski kick)	2-13, 0:31	7-14
NE	2	13:14	R. Gronkowski 2 yd. pass from T. Brady (S. Gostkowski kick)	5-30, 1:36	7-21
BUF	2	5:13	C. Clay 9 yd. pass from T. Taylor (kick failed, wr)	2-48,1:25	13-21
NE	2	2:18	S. Gostkowski 46 yd. field goal	9-52, 2:55	13-24
NE	3	10:02	S. Gostkowski 21 yd. field goal	12-77, 4:58	13-27
NE	3	3:24	J. Edelman 22 yd. pass from T. Brady (S. Gostkowski kick)	9-83, 3:12	13-34
NE	3	0:28	S. Gostkowski 50 yd. field goal	6-23, 0:59	13-37
BUF	4	11:42	R. Woods 32 yd. pass from T. Taylor (pass failed)	10-80, 3:46	19-37
BUF	4	5:27	T. Taylor 7 yd. run (run failed)	7-59, 2:43	25-37
BUF	4	4:16	S. Watkins 24 yd. pass from T. Taylor (D. Carpenter kick)	2-50, 0:15	32-37
NE	4	1:15	S. Gostkowski 25 yd. field goal	7-72, 3:01	32-40

IND BUF

First Downs	23	15
Rushes-Yards	17-64	36-147
Net Passing Yards	240	195
Total Net Yards	304	342
Passing (A-C-I)	49-26-2	19-14-0
Sacked by Opp.	2-3	0-0
Punts-Average	4-44.3	5-50/4
Fumbles-Lost	2-1	2-0
Penalties	5-49	11-113
Time of Poss.	29:04	30:56

RUSHING

COLTS: F. Gore 8-31; A. Luck 4-20; J. Robinson 4-11; T. Varga 1-2

BILLS: Ka. Williams 6-55; L. McCoy 17-41; T. Taylor 9-41; P. Harvin 1-9; A. Dixon 3-1

PASSING

COLTS: A. Luck 26-49, 243 yards, 2 TD, 2 INT

BILLS: T. Taylor 14-19, 195, 1 TD

RECEIVING

COLTS: T. Hilton 7-88; D. Moncrief 6-46

1TD ; A. Johnson 4-24; D. Allen 3-17 1

TD; P. Dorsett 2-45; F. Gore 2-0; T. Varga 1-18; C. Fleener 1-5

BILLS: 5-79 1 TD; C. Clay 4-43; L. McCoy; 3-46; R. Woods 2-27

NE BUF

First Downs	28	23
Rushes-Yards	15-56	27-160
Net Passing Yards	451	189
Total Net Yards	507	349
Passing (A-C-I)	59-38-0	30-23-3
Sacked by Opp.	2-15	8-53
Punts-Average	1-40	6-41.5
Fumbles-Lost	2-2	3-0
Penalties	11-119	14-140
Time of Poss.	29:57	30:03

RUSHING

PATRIOTS: D. Lewis 7-40, 1 TD; J. Edelman 1-12; L. Blount; 2-4; D.

Amendola 1-3; B. Bolden 1-1; T. Brady 3-(-4)

BILLS: L. McCoy 15-89; T. Taylor 5-43, 1 TD; Ka. William 6-21, 1 TD; P. Harvin 1-7

PASSING

PATRIOTS: T. Brady 38-59, 466, 3 TD

BILLS: T. Taylor 23-30, 242, 3 TD, 3 INT

RECEIVING

PATRIOTS: J. Edelman 11-97, 2 TD, R. Gronkowski 7-113, 1 TD; A. Dobson 7-

87; D. Lewis 6-98; S. Chandler 3-23; D. Amendola 1-29; Mi. Williams 1-15; T.

Cadet 1-2; B. Bolden 1-2

BILLS: S. Watkins 6-60, 1 TD; P. Harvin 4-47; R. Woods 3-60 1TD; L. McCoy 3-

27; C. Clay 3-19, 1 TD; Ka. Williams 2-

16; C. Hogan 1-11; M. Mulligan 1-2

REGULAR SEASON WEEK 3 – Bills 41, Dolphins 14
September 27, 2015 – Sun Life Stadium – 64,869

The Buffalo Bills bounced back after a loss in week two to win their first game on the road. The Bills put in a dominant performance on both sides of the ball, winning 41-14.

On defense the Bills were led by Preston Brown, as he had seven tackles on the day, two interceptions, and returned one for a touchdown. The Bills as a defense forced three interceptions in the first half and didn't allow the Dolphins to get on the board until mid-way through the third quarter. Ronald Darby also recorded his second interception of the season.

On offense Tyrod Taylor threw for three touchdowns for the second week in a row. Karlos Williams had his first 100-yard rushing game and scored a touchdown for the third week in a row. The Bills put up 428 yards on offense and did not allow a sack for the second time this year. The Bills dominated the first half as they scored 10 points in the final two minutes to go into halftime up 27-0.

The Dolphins defense did not have an answer for the Bills throughout the whole game as they allowed 41 points, and had no sacks or turnovers on the day. The Dolphins only scored twice, and failed to score twice in goal to go situations.

The Bills return home next Sunday to face the New York Giants and look to improve to 3-1 as they face their first NFC opponent of the season.

TEAM	1	2	3	4	Final
DOLPHINS	0	0	8	6	14
BILLS	14	13	0	14	41

TEAM	QTR.	TIME	SCORING PLAY	DRIVE	SCORE
BUF	1	11:49	C. Clay 27 yd. pass from T. Taylor (D. Carpenter kick)	5-77, 2:17	7-0
BUF	1	6:03	L. McCoy 10 yd. pass from T. Taylor (D. Carpenter kick)	8-81, 3:40	14-0
BUF	2	11:40	D. Carpenter 26 yd. Field Goal	9-57, 5:00	17-0
BUF	2	1:44	P. Brown 43 yd. interception return (D. Carpenter kick)		24-0
BUF	2	0:03	D. Carpenter 51 yd. Field Goal	4-16,0:42	27-0
MIA	3	5:39	R. Matthews 21 yd. pass from R. Tannehill (R. Tannehill-J. Landry pass)	6-56, 3:14	27-8
BUF	4	14:53	C. Hogan 38 yd. pass from T. Taylor (D. Carpenter kick)	11-80, 5:46	34-8
MIA	4	7:56	R. Matthews 46 yd. pass from R. Tannehill (kick failed, wl)	4-48, 0:51	34-14
BUF	4	6:46	Ka. Williams 41 yd. run (D. Carpenter kick)	2-44,1:10	41-14

MIA BUF

First Downs	21	21
Rushes-Yards	20-102	34-151
Net Passing Yards	289	277
Total Net Yards	391	428
Passing (A-C-I)	49-26-3	29-21-0
Sacked by Opp.	2-8	0-0
Punts-Average	4-47.3	3-45.7
Fumbles-Lost	1-0	0-0
Penalties	6-36	5-40
Time of Poss.	28:07	31:53

RUSHING

DOLPHINS: J. Gray 9-49; L. Miller 7-38; D. Williams 2-17; J. Landry 1-(-1); R. Tannehill 1-(-1)

BILLS: Ka. Williams 12-110-1TD; L.

McCoy 11-16; P. Harvin 2-16; T. Taylor 3-12; A. Dixon 5-(-1); E. Manuel 1-(-2)

PASSING

DOLPHINS: R. Tannehill 26-49, 297, 2 TD, 3 INT,

BILLS: T. Taylor 21-29, 277, 3 TD

RECEIVING

DOLPHINS: J. Landry 8-67; R. Matthews 6-113, 2 TD; D. Parker 3-46; L. Miller 3-27; J. Cameron 3-16; J. Stoneburner 1-13 G. Jennings 1-10; D Williams 1-5

BILLS: P. Harvin 7-66; C. Clay 5-82 1 TD; R. Woods 4-38; C. Hogan 3-42 1 TD; S. Watkins 1-39

REGULAR SEASON WEEK 4 – Bills 10, Giants 24
October 4th, 2015 – Ralph Wilson Stadium – 70,677

The Buffalo Bills dropped their second straight home game and fell to 2-2 on the season. Another day of penalties and the inability to finish on offense doomed the Bills.

The Bills for the third time this season had over a 100-yards worth of penalties. The Bills gave the Giants seven first downs off of penalties, helping to continue multiple drives. The Bills also failed to score in the red zone on three separate occasions, turning the ball over on downs twice, and missing a 30-yard field goal.

The Giants managed to capitalize on their interception early in the first half and never relinquished the lead from there. Eli Manning led the Giants offense behind his 212 yards passing and three touchdowns. On defense the Giants thrived from play of DE Kerry Wynn, who led the team with eight tackles, Devon Kennard, and Prince Amukamara who each forced a turnover.

The Bills offense struggled behind play of Tyrod Taylor who went 28 for 42 for 274 yards one touchdown, and one interception. The Bills did produce their first 100-yard receiving game from play of Charles Clay who has nine receptions for 111 yards. Karlos Williams also extended his touchdown streak to four games, catching Taylor's 23-yard pass.

The Bills will travel to Tennessee next week as they look to improve to 2-0 on the road and 3-2 on the season. It will be their second of four games this season versus the AFC south.

TEAM	1	2	3	4	Final
GIANTS	9	7	0	8	24
BILLS	3	0	0	7	10

TEAM	QTR.	TIME	SCORING PLAY	DRIVE	SCORE
NYG	1	10:20	J. Brown 47 yd. Field Goal	8-35, 3:11	0-3
BUF	1	4:33	D. Carpenter 51 yd. Field Goal	5-15, 1:21	3-3
NYG	1	0:25	D. Harris 21 yd. pass from E. Manning (kick failed,hru)	2-32, 0:37	3-9
NYG	2	10:42	R. Randle 11 yd. pass from E. Manning (J. Brown kick)	10-76, 4:02	3-16
BUF	4	9:41	K. Williams 23 yd. pass from T. Taylor (D. Carpenter kick)	3-43, 0:54	10-16
NYG	4	7:42	R. Jennings 51 yd. pass from E. Manning (A. Williams run)	5-72, 1:59	10-24

NYG BUF

First Downs	19	14
Rushes-Yards	28-92	24-55
Net Passing Yards	211	258
Total Net Yards	303	313
Passing (A-C-I)	35-20-1	42-28-1
Sacked by Opp.	1-1	2-16
Punts-Average	8-44.4	7-51.9
Fumbles-Lost	1-0	2-1
Penalties	11-85	17-135
Time of Poss.	30:33	29:27

RUSHING

GIANTS: R. Jennings 9-38; A. Williams 11-35; S. Vereen 5-21; E. Manning 3-(-2)

BILLS: Ka. Williams 18-40; T. Taylor 6-15

PASSING

GIANTS: E. Manning 20-35, 212, 3 TD, 1 INT

BILLS: T. Taylor 28-42, 274, 1 TD, 1 INT

RECEIVING

GIANTS: D. Harris 5-51, 1TD; O.

Beckham Jr 5-38; L. Donnell 5-38; R. Randle 3-31, 1 TD; R. Jennings 2-54, 1 TD

BILLS: C. Clay 9-111; C. Hogan 5-43; R. Woods 3-33; Ka. Williams 3-30, 1 TD; P. Harvin 3-26; A. Dixon 2-20; C. Gragg 1-15; M. Gray 1-2; C. Wood 1-(-6)

REGULAR SEASON WEEK 5 – Bills 14, Titans 13
October 11th, 2015 – Nissan Stadium – 65,670

The Bills completed a fourth quarter comeback to win the game and improve to 3-2 on the season. The Bills managed to win behind strong defensive play.

The Bills offense woes continued without the likes of Sammy Watkins, LeSean McCoy, and Karlos Williams. The Bills only managed 209 yards of total offense. Tyrod Taylor shook off a shaky first half and capped the comeback in the fourth quarter with a touchdown pass to Chris Hogan. Taylor led the team in rushing with 76 yards and one touchdown, had 109 yards passing, and even caught a pass for four yards.

The Titans offense struggled against the Bills defense as they only managed 276 yards. Marcus Mariota also led his team in rushing with 47 yards and threw for 187 yards. The rookie's effort was not enough to overcome a tough Buffalo defense.

Stephon Gilmore had 4 pass defended and the game sealing interception led the Bills defense. Corey Graham led the Bills with 10 tackles. Mario and Kyle Williams also registered sacks in the game.

The Bills will return home to face the undefeated Cincinnati Bengals as they look to put their first winning streak together to move to 4-2 on the season.

TEAM	1	2	3	4	Final
TITANS	0	3	7	3	13
BILLS	0	0	7	7	14

TEAM	QTR.	TIME	SCORING PLAY	DRIVE	SCORE
TEN	2	14:09	R. Succop 21 yd. Field Goal	13-62, 7:39	0-3
TEN	3	6:51	A. Andrews 1 yd. run (R. Succop kick)	7-39, 4:15	0-10
BUF	3	1:20	T. Taylor 22 yd. run (D. Carpenter kick)	9-80, 5:31	7-10
TEN	4	9:36	R. Succop 41 yd. Field Goal	13-72, 6:44	7-13
BUF	4	5:25	C. Hogan 2 yd. pass from T. Taylor (D. Carpenter kick)	8-80, 4:11	14-13

TEN BUF

First Downs	17	13
Rushes-Yards	28-97	28-127
Net Passing Yards	187	82
Total Net Yards	303	209
Passing (A-C-I)	32-21-1	18-113
Sacked by Opp.	2-8	4-31
Punts-Average	6-41.8	7-51.0
Fumbles-Lost	0-0	2-1
Penalties	7-62	7-62
Time of Poss.	35:31	24:29

RUSHING

TITANS: M. Mariota 5-47; D. McCluster 8-20; B. Sankey 7-20; A. Andrews 7-9, 1 TD; K. Wright 1-1

BILLS: T. Taylor 8-76, 1 TD; D. Herron 9-28; A. Dixon 7-19; C. Wood 2-3; J. Felton 1-2, P Harvin 1-(-1)

PASSING

TITANS: M. Mariota 21-32 187, 1 INT

BILLS: T. Taylor 10-17 109 yards, 1 TD
C. Hogan 1-1 4

RECEIVING

TITANS: J. Hunter 4-38; D. Walker 4-36;

A. Andrews 3-45; K. Wright 3-29; B.

Sankey 3-23; H. Douglas 2-17; C.

Stevens 1-1; D. McCluster 1-(-2)

BILLS: C. Hogan 3-52, 1 TD; A. Dixon 3-20; M. Goodwin 2-24; C. Clay 1-7; R.

Woods 1-6; T. Taylor 1-4

REGULAR SEASON WEEK 6 – Bengal 34, Bills 21
October 18th, 2015 – Ralph Wilson Stadium – 69,593

The Bills dropped their third straight at home to move to 3-3 on the season. An inconsistent offense, numerous penalties, and poor red zone defense were some of the things to sink the Bills this week.

The Bills started off strong driving 80 yards on the opening position to move out to an early 7-0 nothing lead. The Bengals however would quickly answer, and then took the lead early in the second and never gave it back. Andy Dalton improved his Bengals to 6-0, with 243 yards and three touchdowns on the day.

The Bills saw some key players return from injury, and also lost some players to injury as well. Backup quarterback EJ Manuel threw the ball 42 times for 263, one touchdown, and one interception. The Bills saw LeSean McCoy back in action after missing two games as he rushed for 90 yards and one touchdown on 17 carries. Sammy Watkins also returned to catch a touchdown, but subsequently injured himself on the play and missed the second half.

The Bills defense could not save the game for the Bills this week either. They forced no turnovers, no sacks, and gave up four touchdowns on four red zone trips by the Bengals. Preston Brown led the Bills with nine total tackles on the day.

The Bengals offense behind Andy Dalton produced 112 rushing yards and one touchdown, and Marvin Jones who had 95 yards receiving and one touchdown. The Bengals defense also performed well producing one interception, two sacks.

The Bills will travel to London for next week's game against the Jacksonville Jaguars. The Bills will look to move to 4-3 on the season before their bye week.

TEAM	1	2	3	4	Final
BENGALS	7	10	14	3	34
BILLS	7	7	0	7	21

TEAM	QTR.	TIME	SCORING PLAY	DRIVE	SCORE
BUF	1	9:21	E. Manuel 2 yd. run (D. Carpenter kick)	11-80, 5:39	7-0
CIN	1	3:26	J. Hill 13 yd. pass from A. Dalton (M. Nugent kick)	7-39, 4:15	7-7
CIN	2	10:19	G. Bernard 17 yd. run (M. Nugent kick)	5-55, 2:11	7-14
CIN	2	7:12	M. Nugent 47 yd. Field Goal	4-7, 1:34	7-17
BUF	2	0:12	S. Watkins 22 yd. pass from E. Manuel (D. Carpenter kick)	14-86, 6:55	14-17
CIN	3	10:55	M. Jones 10 yd. pass from A. Dalton (M. Nugent kick)	8-90, 4:05	14-24
CIN	3	1:42	T. Eifert 4 yd. pass from A. Dalton (M. Nugent kick)	12-78, 4:41	14-31
CIN	4	10:40	M. Nugent 39 yd. Field Goal	10-45, 5:07	14-34
BUF	4	6:50	L. McCoy 4 yd. run (D. Carpenter kick)	9-80, 3:50	21-34

CIN BUF

First Downs	21	22
Rushes-Yards	28-112	23-112
Net Passing Yards	243	256
Total Net Yards	355	368
Passing (A-C-I)	33-22-0	42-28-1
Sacked by Opp.	0-0	2-7
Punts-Average	3-40.3	5-48.6
Fumbles-Lost	0-0	0-0
Penalties	3-20	8-93
Time of Poss.	30:00	30:00

RUSHING

BENGALS: J. Hill 15-56; G. Bernard 8-50, 1 TD; M. Sanu 1-8; A. Dalton 3-(-2)

BILLS: L. McCoy 17-90, 1 TD; E. Manuel 6-22, 1 TD

PASSING

BENGALS: A. Dalton 22-33 243, 3 TD

BILLS: E. Manuel 28-42 263 yards, 1 TD, 1 INT

RECEIVING

BENGALS: M. Jones 9-95, 1 TD; A.

Green 4-36; T. Eifert 4-30, 1 TD; M. Sanu

2-30; G. Bernard 1-23; R. Hewitt 1-16; J.

Hill 1-13, 1 TD

BILLS: C. Clay 9-62; C. Gragg 5-54; S.

Watkins 4-48, 1 TD; R. Woods 4-47; C.

Hogan 2-31; D. Herron 2-17; L. McCoy 2-

4

REGULAR SEASON WEEK 7 – Jaguars 34, Bills 31
October 25th, 2015 – Wembley Stadium, 84,021

In their debut across the pond in London the Bills were unable to recover from the hole they put themselves in early in the game. The Bills lost their second straight game to fall to 3-4 on the season.

The Bills found themselves in trouble in the second quarter as the Jaguars scored four touchdowns in the quarter, and forced three turnovers. Two of the touchdowns came at the ends of the defense as they returned a fumble and an interception. The Jaguars other interception also led to another scoring drive as TJ Yeldon punched in a 28 yard run.

Despite being down 27-3 the Bills managed to turn things around and scored 28 unanswered points and take the lead. However the lead was short lived as the Jaguars scored on their next position to take the lead and win the game.

The Bills offense was led by backup quarterback EJ Manuel who made his second start this season. Manuel had 298 yards passing on 24 completions with two touchdowns and two interceptions. The Bills also scored their longest touchdown of the season so far on a 58 yard strike from Manuel to Marcus Easley.

The offense also got some help from the safety Corey Graham as he returned an interception for a touchdown. Corey Graham also led the team in tackles with 9.

The Jaguars passing game struggled but connected at the right time as quarterback Blake Bortles went 13-29 for 182 yards two touchdowns and one interception. The run game was led by TJ Yeldon for rushed for a 116 yards, to be the first running back to rush for over a 100-yards on the Bills defense this season.

The Jaguars defense had a number of good plays. Telvin Smith led the team in tackles with nine, and had an interception returned for a touchdown.

The Bills will look to get some of their starters back from injury when they take on Miami at home in two weeks after the team's bye week.

TEAM	1	2	3	4	Final
JAGUARS	0	27	0	7	34
BILLS	3	10	0	18	31

TEAM	QTR.	TIME	SCORING PLAY	DRIVE	SCORE
BUF	1	7:26	D. Carpenter 31 yd. Field Goal	7-43, 2:38	3-0
JAX	2	14:05	A. Robinson 10 yd. pass from B. Bortles (J. Myers kick)	7-73, 3:08	7-7
JAX	2	12:21	C. Clemons 6 yd. fumble return (J. Myers kick)	--,--	7-14
JAX	2	12:14	T. Smith 26 yd. interception return (J. Myers kick)	--,--	7-21
JAX	2	8:25	T. Yeldon 28 yd. run (kick failed, wr)	3-36, 1:30	7-27
BUF	2	2:46	R. Woods 16 yd. pass from E. Manuel (D. Carpenter kick)	12-85, 5:39	10-27
BUF	2	0:08	D. Carpenter 38 yd. Field Goal	7-30, 1:30	13-27
BUF	4	14:50	D. Carpenter 26 yd. Field Goal	14-91, 5:40	16-27
BUF	4	6:33	M. Easley 58 yd. pass from E. Manuel (L. McCoy run)	2-52, 0:42	24-27
BUF	4	5:21	C. Graham 44 yd. interception return (D. Carpenter kick)	--,--	31-27
JAX	4	2:16	A. Hurns 31 yd. pass from B. Bortles (J. Myers kick)	7-84, 3:05	31-34

	JAX	BUF
First Downs	17	26
Rushes-Yards	32-120	28-115
Net Passing Yards	175	260
Total Net Yards	295	375
Passing (A-C-I)	29-13-1	42-24-2
Sacked by Opp.	2-7	4-38
Punts-Average	6-44.8	3-49.3
Fumbles-Lost	1-0	4-2
Penalties	10-66	10-87
Time of Poss.	28:38	31:22

RUSHING
JAGUARS: T. Yeldon 20-115, 1 TD; T. Gerhart 6-8; T. Alualu 1-0; B. Bortles 5-(-3)
BILLS: L. McCoy 18-68; E. Manuel 8-38; D. Herron 2-9

PASSING
JAGUARS: B. Bortles 13-29 182 yards, 2 TD, 1 INT
BILLS: E. Manuel 24-42 298 yards, 2 TD, 2 INT

RECEIVING
JAGUARS: A. Robinson 6-98, 1 TD; A. Hurns 2-53, 1 TD; M. Lewis 2-13; T. Yeldon 1-9; B. Walters 1-5; J. Thomas 1-4
BILLS: R. Woods 9-84, 1 TD; C. Hogan 5-56; C. Clay 3-26; L. McCoy 2-36; C. Gragg 2-35; M. Easley 1-58, 1 TD; D. Herron 1-3

REGULAR SEASON WEEK 9 – Dolphins 17, Bills 33
November 8th, 2015 – Ralph Wilson Stadium, 70,214

The Buffalo Bills beat the Miami Dolphins to complete the season sweep and improve to 4-4 on the season.

The Bills took the lead on the Dolphins first offensive play on a botched play that resulted in a Ryan Tannehill fumble out of the back of the end zone for a safety. The Bills took the 2-0 lead and never looked back. The Bills managed to score four touchdowns, three longer than 30-yards, and won the game handily 33-17.

The Dolphins offense still managed to put up 397 yards of offense but failed to capitalize on important opportunities. The biggest of which was coming up empty in a goal to go situation at the end of the first half.

Sammy Watkins, Karlos Williams and Tyrod Taylor all came back from injury this week and provided a spark for the offense. Sammy had a career high 168 yards receiving and one touchdown. While both Karlos Williams and LeSean McCoy turned in 100-rushing performances. It was the first time in Bills history the team had two 100-yard rushers and a 100-yard receiver. Tyrod Taylor also turned in a 11 for 12 performance for 181 yards and one touchdown.

The defense was led by the stand out play of Jerry Hughes who turned in two sacks, one tackle for a loss, two quarterback hits, a forced fumble, and a fumble recovery. Ronald Darby also turned in a team high 10 tackles with one tackle for a loss and one pass defended.

The Bills look forward to a quick turn around as they play Thursday night in the first of their two games against the New York Jets. The Bills with a win would improve to 5-4 on the season and 3-1 in the division.

TEAM	1	2	3	4	Final
DOLPHINS	0	7	7	3	17
BILLS	9	10	7	7	33

TEAM	QTR.	TIME	SCORING PLAY	DRIVE	SCORE
BUF	1	11:48	R. Tannehill fumble out of bounds in end zone for a safety	--, --	2-0
BUF	1	8:50	L. McCoy 48 yd. run (D. Carpenter kick)	5-80, 2:58	9-0
MIA	2	11:28	L. Miller 1 yd. run (A. Franks kick)	9-85, 4:25	9-7
BUF	2	7:08	D. Carpenter 43 yd. Field Goal	8-47, 4:20	12-7
BUF	2	2:26	K. Williams 11 yd. run (D. Carpenter kick)	4-84, 2:07	19-7
MIA	3	10:05	L. Miller 1 yd. run (A. Frank kick)	9-80, 4:55	19-14
BUF	3	2:21	S. Watkins 44 yd. pass from T. Taylor (D. Carpenter kick)	3-40, 2:12	26-14
BUF	4	8:35	K. Williams 38 yd. run (D. Carpenter kick)	10-80, 6:16	33-14
MIA	4	3:53	A. Franks 48 yd. Field Goal	9-63, 4:42	33-17

	MIA	BUF
First Downs	29	18
Rushes-Yards	23-106	36-266
Net Passing Yards	291	154
Total Net Yards	397	420
Passing (A-C-I)	37-28-0	12-11-0
Sacked by Opp.	2-7	3-27
Punts-Average	3-38.0	3-50.0
Fumbles-Lost	3-1	0-0
Penalties	8-62	13-94
Time of Poss.	28:47	31:13

RUSHING
DOLPHINS: 12-44. 2 TD; J. Ajayi 5-41; J. Landry 4-18; R. Tannehill 2-3
BILLS: L. McCoy 16-112, 1 TD; Ka. Williams 9-110, 2 TD; T. Taylor 10-44; R. Woods 1--0

PASSING
DOLPHINS: R. Tannehill 27-36 309
J. Landry 1-9
BILLS: T. Taylor 11-12 181, 1 TD

RECEIVING
DOLPHINS: J. Landry 11-69; L. Miller 7-97; R. Matthews 4-54; K. Stills 3-74; D. Sims 1-9; R. Tannehill 1-9; J. Cameron 1-6
BILLS: S. Watkins 8-168, 1 TD; L. McCoy 2-7; C. Clay 1-6

REGULAR SEASON WEEK 10 – Bills 22, Jets 17
November 12th, 2015 – MetLife Stadium, 78,160

The Buffalo Bills won their fifth game of the season to improve to 5-4 in Head Coach Rex Ryan's return to the Meadowlands. The Bills win was also their first away prime time win in 14 years.

Turnovers helped the Bills secure their third road win of the season, as they forced two interceptions and two fumbles, one of which was returned for a touchdown. The Bills also managed to stop the Jets on two key fourth down plays to keep the Jets from putting points on the board.

The defense was led by the stand out play of Safety Bacarri Rambo. Rambo forced two fumbles and had the game sealing interception to stop the Jets last drive. He also had two tackles, and one pass defended. Veteran safety Corey Graham also had an interception, and rookie Ronald Darby led the team in pass defended with three. Duke Williams returned a special teams fumble for a touchdown to increase the Bills led to six and the Bills never looked back.

The Bills scored 22 straight after conceding the first points of the game to the Jets. The Jets attempted comeback fell short scoring 14 points to end the game, however the Jets couldn't punch the ball into the endzone after starting the drive at the Bills 13 yard line. The Jets offense was led by the play of former Bills quarterback Ryan Fitzpatrick who went 15-34 for 193 yards, with two touchdowns and two interceptions. On the ground Chris Ivory managed 99 yards on 18 carries, and one fumble.

The Buffalo offense was led by the play of LeSean McCoy who for the second straight game rushed for 112 yards. McCoy also contributed 47 yards receiving, having 159 of the Bills 280 yards of offense. Karlos Williams scored the teams lone offensive touchdown. With the touchdown Karlos became the second player in NFL history to score a touchdown in his first six games.

The Bills will play their second prime time game of the season on Monday night against the New England Patriots next week. With a win the Bills would move to 6-4 on the season and 4-1 in the division.

TEAM	1	2	3	4	Final
JETS	3	0	7	7	17
BILLS	0	12	10	0	22

TEAM	QTR.	TIME	SCORING PLAY	DRIVE	SCORE
NYJ	1	4:01	R. Bullock 29 yd. Field Goal	10-76, 4:57	0-3
BUF	2	5:47	D. Carpenter 47 yd. Field Goal	4-5, 1:28	3-3
BUF	2	5:38	Du. Williams 19 yd. fumble return (kick failed, wl)	--,--	9-3
BUF	2	0:03	D. Carpenter 41 yd. Field Goal	12-57, 4:47	12-3
BUF	3	11:15	Ka. Williams 26 yd. pass from T. Taylor (D. Carpenter kick)	7-80, 3:45	19-3
BUF	3	8:42	D. Carpenter 29 yd. Field Goal	5-12, 2:24	22-3
NYJ	3	4:39	B. Marshall 14 yd. pass from R. Fitzpatrick (R. Bullock kick)	8-80, 4:03	22-10
NYJ	4	7:23	E. Decker 31 yd. pass from R. Fitzpatrick (R. Bullock kick)	9-69, 2:51	22-17

NYJ BUF

First Downs	15	13
Rushes-Yards	24-128	33-148
Net Passing Yards	190	132
Total Net Yards	280	318
Passing (A-C-I)	34-15-2	27-17-0
Sacked by Opp.	1-3	4-26
Punts-Average	5-51.6	8-43.4
Fumbles-Lost	2-2	1-0
Penalties	3-20	5-44
Time of Poss.	26:44	33:16

RUSHING

JETS: C. Ivory 18-99; R. Fitzpatrick 3-30; S. Ridley 3-(-1)

BILLS: L. McCoy 19-112; Ka. Williams 7-24; T. Taylor 6-12; C. Schmidt 1-0

PASSING

JETS: R. Fitzpatrick 15-35 193, 2 TD, 2 INT

BILLS: T. Taylor 17-27 158, 1 TD

RECEIVING

JETS: E. Decker 6-85 1 TD; B. Marshall 3-23 1 TD; C. Ivory 2-36; D. Smith 1-22;

T. Bohanon 1-18; J. Kerley 1-7; K.

Thomkins 1-2

BILLS: C. Clay 5-52; L. McCoy 5-47; R.

Woods 3-19; S. Watkins 3-14; Ka.

Williams 1-26 1 TD

2015 PLAYER PARTICIPATION

	GP/GS	IND	NE	@MIA	NYG	@TEN	CIN	@JAC	MIA	@NYJ	@NE	@KC	HOU	@PHI	@WAS	DAL	NYJ
Bradham, Nigel	9/9	WLB	WLB	WLB	WLB	WLB	WLB	WLB	WLB	WLB							
Brooks, Ron	9/0	P	P	P	P	P	P	P	P	P							
Brown, Bryce	0/0	IL	-	-	-	-	-	-	-	-							
Brown, Preston	9/9	MLB	MLB	MLB	MLB	MLB	MLB	MLB	MLB	MLB							
Bryant, Corbin	9/4	DT	P	P	P	P	P	DT	DT	DT							
Butler, Mario	9/0	P	P	P	P	P	P	P	P	P							
Carpenter, Dan	9/0	P	P	P	P	P	P	P	P	P							
Carrington, Alex	7/0	P	P	P	P	IL	IL	P	P	P							
Cassel, Matt	1/1	QB	DNP	-	-	-	-	-	-	-							
Chandler, Tyson	0/0	IR	IR	IR	IR	IR	IR	IR	IR	IR							
Charles, Stefan	9/0	P	P	P	P	P	P	P	P	P							
Clay, Charles	9/9	TE	TE	TE	TE	TE	TE	TE	TE	TE							
Darby, Ronald	9/9	LCB	LCB	LCB	LCB	LCB	LCB	LCB	LCB	LCB							
Dareus, Marcell	8/8	SUS	DT	DT	DT	DT	DT	DT	DT	DT							
Dixon, Boobie	9/1	P	P	P	P	RB	P	P	P	P							
Easley, Marcus	8/0	P	P	P	P	P	IL	P	P	P							
Enemkpali, IK	4/0	SUS	SUS	SUS	SUS	IL	P	P	P	P							
Felton, Jerome	9/2	P	P	P	FB	FB	P	FB	P	P							
Fluellen, Andre	0/0	IL	IL	IL	-	-	-	-	-	-							
Gay, Jordan	7/0	P	P	P	P	-	-	P	P	P							
Gilmore, Stephon	9/9	RCB	RCB	RCB	RCB	RCB	RCB	RCB	RCB	RCB							
Glenn, Cordy	9/9	LT	LT	LT	LT	LT	LT	LT	LT	LT							
Goodwin, Marquise	2/0	IL	IL	IL	IL	P	P	IR	IR	IR							
Gragg, Chris	6/0	IL	IL	IL	P	P	P	P	P	P							
Graham, Corey	9/9	DS	DS	DS	DS	DS	DS	DS	DS	DS							
Gray, MarQueis	4/0	P	P	P	P	IR	IR	IR	IR	IR							
Harvin, Percy	5/5	WR	WR	WR	WR	WR	IL	IL	IR	IR							
Henderson, Seantrel	8/8	RT	RT	RT	RT	RT	RT	IL	RT	RT							
Hogan, Chris	9/2	P	P	P	WR	P	P	WR	P	P							
Hughes, Jerry	9/9	DE	DE	DE	DE	DE	DE	DE	DE	DE							
Ikard, Gabe	2/0	IL	IL	IL	P	IL	IL	P	IL	IL							
Incognito, Richie	9/9	LG	LG	LG	LG	LG	LG	LG	LG	LG							
Johnson, Randell	7/0	P	P	P	P	P	P	P	IL	IL							
Kouandjio, Cyrus	7/1	P	P	P	P	P	P	RT	IL	IL							
Lawson, Manny	9/7	SLB	SLB	P	SLB	SLB	SLB	SLB	P	LSB							
Lewis, Dezmin	0/0	PS	PS	PS	PS	PS	PS	PS	PS	PS							
Manuel, EJ	2/0	IL	IL	P	DNP	P	QB	QB	DNP	DNP							
Martin, Chris	0/0	PS	PS	PS	PS	PS	PS	PS	PS	PS							
McCoy, LeSean	7/7	RB	RB	RB	IL	IL	RB	RB	RB	RB							
McKelvin, Leodis	0/0	IR	IR	IR	IR	IR	IR	IR	DS	P							
Meeks, Jonathan	7/0	PS	PS	P	P	P	P	P	P	P							
Miller, John	7/7	RG	RG	RG	IL	RG	RG	IL	RG	RG							
Mulligan, Matthew	9/6	P	TE	TE	P	P	TE	TE	TE	TE							
Noel, Merrill	0/0	PS	PS	PS	PS	PS	PS	PS	PS	PS							
Powell, Ty	0/0	IR	IR	IR	IR	IR	IR	IR	IR	IR							
Rambo, Bacarri	9/2	P	P	DS	DS	IL	P	P	P	P							
Reddick, Kevin	0/0	PS	PS	PS	PS	PS	PS	PS	PS	PS							
Richardson, Cyril	0/0	PS	PS	PS	PS	PS	PS	PS	PS	PS							
Robey, Nickell	9/2	P	P	SLB	P	P	P	P	CB	P							
Sanborn, Garrison	9/0	P	P	P	P	P	P	P	P	P							
Schmidt, Colton	9/0	P	P	P	P	P	P	P	P	P							
Steward, Tony	6/0	P	P	IL	IL	IL	P	P	P	P							
Tarpley, AJ	9/0	P	P	P	P	P	P	P	P	P							
Taylor, Tyrod	7/7	WR	QB	QB	QB	QB	IL	IL	QB	QB							
Thigpen, Marcus	4/0	P	P	P	P	-	-	-	-	-							
Thomas, Cam	0/0	PUP	PUP	PUP	PUP	PUP	PUP	PUP	PUP	PUP							
Urbik, Kraig	9/2	P	P	P	RG	P	P	RG	P	P							
Watkins, Jaylen	0/0	PS	PS	PS	PS	PS	PS	PS	PS	PS							
Watkins, Sammy	6/6	WR	WR	WR	IL	IL	WR	IL	WR	WR							
Williams, Aaron	3/3	DS	DS	IL	IL	DS	IR	IR	IR	IR							
Williams, Duke	9/6	P	P	P	P	P	DS	DS	P	DS							
Williams, Karlos	6/1	P	P	P	RB	IL	IL	IL	P	P							
Williams, Kyle	6/6	DT	DT	DT	DT	DT	DT	DT	IL	IL							
Williams, Mario	9/9	LDE	LDE	LDE	LDE	LDE	LDE	LDE	LDE	LDE							
Wood, Cierre	2/0	PS	PS	PS	P	P	IR	IR	IR	IR							
Wood, Eric	9/9	C	C	C	C	C	C	C	C	C							
Woods, Robert	9/4	P	P	P	P	WR	WR	WR	WR	WR							
Wynn, Jarius	0/0	IR	IR	IR	IR	IR	IR	IR	IR	IR							

LEGEND:

P - Played

DNP - Did Not Play

IR - Injured Reserve

DNR - Did Not Report

PS - Practice Squad

IL - Inactive List

R - Reserve

PSI - Practice Squad Injured

SUS-Suspended

WON 5, LOST 4				* RUSHING				No.	Yds	Avg	Long	TD		
09/13	W	27-14	Indianapolis	70,319	McCoy	113	528	4.7	48t	2				
09/20	L	32-40	New England	70,858	Ka. Williams	58	360	6.2	41t	5				
09/27	W	41-14	at Miami	64,869	Taylor	47	243	5.2	31t	2				
10/04	L	10-24	New York Giants	70,677	Manuel	15	58	3.9	16t	1				
10/11	W	14-13	at Tennessee	65,670	Herron	11	37	3.4	8	0				
10/18	L	21-34	Cincinnati	69,593	Harvin	5	31	6.2	9	0				
10/25	L	31-34	at Jacksonville	84,021	Dixon	15	19	1.3	6	1				
11/08	W	33-17	Miami	70,214	C. Wood	2	3	1.5	3	0				
11/12	W	22-17	at New York Jets	78,160	Felton	1	2	2.0	2	0				
11/23			at New England		Schmidt	1	0	0.0	0	0				
11/29			at Kansas City		Woods	1	0	0.0	0	0				
12/06			Houston		TEAM	269	1281	4.8	48t	11				
12/13			at Philadelphia		OPPONENTS	215	877	4.1	28t	6				
12/20			at Washington		* RECEIVING	No.	Yds	Avg	Long	TD				
12/27			Dallas		Clay	40	408	10.2	27	2				
01/03			New York Jets		Woods	29	314	10.8	32t	2				
			Buff.	Opp.	S. Watkins	22	329	15.0	63	3				
TOTAL FIRST DOWNS				165	189	Hogan	20	235	11.8	46	2			
			Rushing	65	47	Harvin	19	218	11.5	51t	1			
			Passing	88	116	McCoy	18	177	9.8	22	1			
			Penalty	12	26	Gragg	8	104	13.0	29	0			
			3rd Down: Made/Att	44/121	42/114	Ka. Williams	6	72	12.0	26t	2			
			3rd Down Pct.	36.4	36.8	Dixon	5	40	8.0	14	0			
			4th Down: Made/Att	3/8	3/12	Herron	3	20	6.7	9	0			
			4th Down Pct.	37.5	25.0	Goodwin	2	24	12.0	14	0			
POSSESSION AVG.				30:18	29:42	Easley	1	58	58.0	58t	1			
TOTAL NET YARDS				3084	3146	Taylor	1	4	4.0	4	0			
			Avg. Per Game	342.7	349.6	Gray	1	2	2.0	2	0			
			Total Plays	557	586	Mulligan	1	2	2.0	2	0			
			Avg. Per Play	5.5	5.4	C. Wood	1	-6	-6.0	-6	0			
NET YARDS RUSHING				1281	877	TEAM	177	2001	11.3	63	14			
			Avg. Per Game	142.3	97.4	OPPONENTS	209	2341	11.2	51t	17			
			Total Rushes	269	215	* INTERCEPTIONS	No.	Yds	Avg	Long	TD			
NET YARDS PASSING				1803	2269	Graham	2	60	30.0	44t	1			
			Avg. Per Game	200.3	252.1	Darby	2	48	24.0	27	0			
			Sacked/Yards Lost	27/198	14/72	P. Brown	2	46	23.0	43t	1			
			Gross Yards	2001	2341	Gilmore	2	29	14.5	29	0			
			Att./Completions	261/177	357/209	A. Williams	1	26	26.0	26	0			
			Completion Pct.	67.8	58.5	Rambo	1	0	0.0	0	0			
			Had Intercepted	7	10	TEAM	10	209	20.9	44t	2			
PUNTS/AVERAGE				47/47.8	40/44.9	OPPONENTS	7	68	9.7	26t	1			
NET PUNTING AVG.				47/42.8	40/40.5	* PUNTING	No.	Yds	Avg	Net	TB	In	Lg	B
PENALTIES/YARDS				90/808	66/531	Schmidt	47	2246	47.8	42.8	1	12	65	0
FUMBLES/BALL LOST				14/4	13/6	TEAM	47	2246	47.8	42.8	1	12	65	0
TOUCHDOWNS														

WEEK 10 / THROUGH MONDAY, NOVEMBER 16, 2015

OFFENSE	Buff.
GAMES (Won-Lost)	5-4
FIRST DOWNS	165
Rushing	65
Passing	88
Penalty	12
YDS GAINED (tot)	3084
Avg per Game	342.7
RUSHING (net)	1281
Avg per Game	142.3
Rushes	269
Yards per Rush	4.8
PASSING (net)	1803
Avg per Game	200.3
Passes Att.	261
Completed	177
Pct Completed	67.8
Yards Gained	2001
Sacked	27
Yards Lost	198
Had intercepted	7
Yards Opp Ret	68
Opp TDs on Int	1
PUNTS	47
Avg Yards	47.8
PUNT RETURNS	17
Avg Return	8.1
Returned for TD	0
KICKOFF RETURNS	20
Avg Return	17.5
Returned for TD	0
PENALTIES	90
Yards Penalized	808
FUMBLES BY	14
Fumbles Lost	4
Opp Fumbles	13
Opp Fum Lost	6
POSS. TIME (avg)	30:18
TOUCHDOWNS	28
Rushing	11
Passing	14
Returns	3
EXTRA-PT KICKS	23/25
2-PT CONVERSIONS	1/3
FIELD GOALS/FGA	12/14
POINTS SCORED	231

DEFENSE	Buff.
POINTS ALLOWED	207
OPP FIRST DOWNS	189
Rushing	47
Passing	116
Penalty	26
OPP YARDS GAINED	3146
Avg per Game	349.6
OPP RUSHING(net)	877
Avg per Game	97.4
Rushes	215
Yards per Rush	4.1
OPP PASSING(net)	2269
Avg per Game	252.1
Passes Att.	357
Completed	209
Pct Completed	58.5
Sacked	14
Yards Lost	72
INTERCEPTED BY	10
Yards Returned	209
Returned for TD	2
OPP PUNT RETURNS	25
Avg return	8.6
OPP KICKOFF RET	24
Avg return	16.7
OPP TOUCHDOWNS	25
Rushing	6
Passing	17
Returns	2

WEEK 10 / THROUGH MONDAY, NOVEMBER 16, 2015**TEAM RANKINGS****American Football Conference****Offense Defense****Total Rush Pass Total Rush Pass**

Buff.	12	1	16	8	7	8
-------	----	---	----	---	---	---

National Football League**Offense Defense****Total Rush Pass Total Rush Pass**

Buff.	23	2	29	16	9	18
-------	----	---	----	----	---	----

T = Tied for position*** = League Leader****WEEK 10 / THROUGH MONDAY, NOVEMBER 16, 2015****AFC / TEAM/OFFENSE RANK**

Tm	(A)	(B)	(C)	(D)	(E)	(F)	(G)	(H)	(I)	(J)	(K)	(L)	(M)	(N)	(O)	(P)	(Q)
BUF	12	7	1	3	16	7	9	16	15	10	11t	9	15	5	4	3	6

AFC / OPPONENT/DEFENSE RANK

Tm	(A)	(B)	(C)	(D)	(E)	(F)	(G)	(H)	(I)	(J)	(K)	(L)	(M)	(N)	(O)	(P)	(Q)	(R)	(S)
BUF	8	7	7	10	8	6	6	15	12t	6	1t	9	1	8	9	7	15	7	10

- (A) Total Yards per Game
- (B) Yards per Play
- (C) Rushing Yards per Game
- (D) Rushing Yards per Attempt
- (E) Passing Net Yards per Game
- (F) Passing Net Yards per Play
- (G) Passing, Percent Had Intercepted
- (H) Sacks per Pass Play
- (I) First Downs per Game
- (J) Third Down Efficiency
- (K) Fourth Down Efficiency
- (L) Punt Return Average
- (M) Kickoff Return Average
- (N) Gross Punting Average
- (O) Net Punting Average
- (P) Points per Game
- (Q) Field Goal Percentage
- Combined Offense/Defense Rank
- (R) Points per Game Differential
- (S) Net Yards per Game Differential

WEEK 10 / THROUGH MONDAY, NOVEMBER 16, 2015**NFL / TEAM/OFFENSE RANK**

Tm	(A)	(B)	(C)	(D)	(E)	(F)	(G)	(H)	(I)	(J)	(K)	(L)	(M)	(N)	(O)	(P)	(Q)
BUF	23	12	2	5	29	18	19	30	28t	18t	26t	19	31	6	5	6	14t

- Team/Offense Rank
- (A) Total Yards per Game
- (B) Yards per Play
- (C) Rushing Yards per Game
- (D) Rushing Yards per Attempt
- (E) Passing Net Yards per Game
- (F) Passing Net Yards per Play
- (G) Passing, Percent Had Intercepted
- (H) Sacks per Pass Play
- (I) First Downs per Game
- (J) Third Down Efficiency
- (K) Fourth Down Efficiency
- (L) Punt Return Average
- (M) Kickoff Return Average

(N) Gross Punting Average
(O) Net Punting Average
(P) Points per Game
(Q) Field Goal Percentage

WEEK 10 / THROUGH MONDAY, NOVEMBER 16, 2015

NFL / OPPONENT/DEFENSE RANK

Tm	(A)	(B)	(C)	(D)	(E)	(F)	(G)	(H)	(I)	(J)	(K)	(L)	(M)	(N)	(O)	(P)	(Q)	(R)	(S)
BUF	16	13	9	18	18	12	12	29	23t	12t	1t	17	1	12	19	15	26	13	17

Opponent/Defense Rank

(A) Total Yards per Game
(B) Yards per Play
(C) Rushing Yards per Game
(D) Rushing Yards per Attempt
(E) Passing Net Yards per Game
(F) Passing Net Yards per Play
(G) Passing, Percent Had Intercepted
(H) Sacks per Pass Play
(I) First Downs per Game
(J) Third Down Efficiency
(K) Fourth Down Efficiency
(L) Punt Return Average
(M) Kickoff Return Average
(N) Gross Punting Average
(O) Net Punting Average
(P) Points per Game
(Q) Field Goal Percentage

Combined Offense/Defense Rank

(R) Points per Game Differential
(S) Net Yards per Game Differential

WEEK 10 / THROUGH MONDAY, NOVEMBER 16, 2015

AFC / TOTAL OFFENSE

Rank	Team	Total	Rushing	Passing	Total	Rushing	Passing
12)	Buffalo	3084	1281	1803	342.7	142.3	200.3

AFC / TOTAL DEFENSE

Rank	Team	Total	Rushing	Passing	Total	Rushing	Passing
8)	Buffalo	3146	877	2269	349.6	97.4	252.1

WEEK 10 / THROUGH MONDAY, NOVEMBER 16, 2015

NFL / TOTAL OFFENSE

Rank	Team	Total	Rushing	Passing	Total	Rushing	Passing
23)	Buffalo	3084	1281	1803	342.7	142.3	200.3

NFL / TOTAL DEFENSE

Rank	Team	Total	Rushing	Passing	Total	Rushing	Passing
16)	Buffalo	3146	877	2269	349.6	97.4	252.1

WEEK 10 / THROUGH MONDAY, NOVEMBER 16, 2015**AFC / TAKE-AWAYS, GIVE-AWAYS**

Rank	Team	TAKE-AWAYS			GIVE-AWAYS			Net
		Int	Fum	Total	Int	Fum	Total	
3t)	Buffalo	10	6	16	7	4	11	= +5
	Totals	131	78	209	135	90	225	= -16

NFL / TAKE-AWAYS, GIVE-AWAYS

Rank	Team	TAKE-AWAYS			GIVE-AWAYS			Net
		Int	Fum	Total	Int	Fum	Total	
6t)	Buffalo	10	6	16	7	4	11	= +5
	Totals	260	175	435	260	175	435	= 0

WEEK 10 / THROUGH MONDAY, NOVEMBER 16, 2015**AFC / TEAM/OFFENSE INSIDE THE 20**

Rank	Team	Poss	Pts	TD	TD%	FG	Score	Score%
10)	Buffalo	18	80	10	55.6	4	14	77.8

AFC / OPPONENTS/DEFENSE INSIDE THE 20

Rank	Team	Poss	Pts	TD	TD%	FG	Score	Score%
11)	Buffalo	26	120	15	57.7	5	20	76.9

WEEK 10 / THROUGH MONDAY, NOVEMBER 16, 2015**NFL / TEAM/OFFENSE INSIDE THE 20**

Rank	Team	Poss	Pts	TD	TD%	FG	Score	Score%
17)	Buffalo	18	80	10	55.6	4	14	77.8

NFL / OPPONENTS/DEFENSE INSIDE THE 20

Rank	Team	Poss	Pts	TD	TD%	FG	Score	Score%
21)	Buffalo	26	120	15	57.7	5	20	76.9

WEEK 10 / THROUGH MONDAY, NOVEMBER 16, 2015**AFC / OFFENSE/TEAMS: FIRST DOWNS, THIRD DOWNS, FOURTH DOWNS**

Rank	Team	FIRST DOWNS				THIRD DOWNS			FOURTH DOWNS		
		Total	Rush	Pass	Pen	Made	Att	Pct	Made	Att	Pct
15)	Buffalo	165	65	88	12	44	121	36.4	3	8	37.5
	Totals	2982	804	1878	300	766	1970	38.9	62	133	46.6

AFC / DEFENSE/OPPONENTS: FIRST DOWNS, THIRD DOWNS, FOURTH DOWNS

Rank	Team	FIRST DOWNS				THIRD DOWNS			FOURTH DOWNS		
		Total	Rush	Pass	Pen	Made	Att	Pct	Made	Att	Pct
12t)	Buffalo	189	47	116	26	42	114	36.8	3	12	25.0
	Totals	2962	821	1825	316	763	1978	38.6	65	136	47.8

WEEK 10 / THROUGH MONDAY, NOVEMBER 16, 2015

NFL / OFFENSE/TEAMS: FIRST DOWNS, THIRD DOWNS, FOURTH DOWNS

Rank	Team	FIRST DOWNS				THIRD DOWNS			FOURTH DOWNS		
		Total	Rush	Pass	Pen	Made	Att	Pct	Made	Att	Pct
28t)	Buffalo	165	65	88	12	44	121	36.4	3	8	37.5
	Totals	5943	1711	3606	626	1507	3901	38.6	138	262	52.7

NFL / DEFENSE/OPPONENTS: FIRST DOWNS, THIRD DOWNS, FOURTH DOWNS

Rank	Team	FIRST DOWNS				THIRD DOWNS			FOURTH DOWNS		
		Total	Rush	Pass	Pen	Made	Att	Pct	Made	Att	Pct
23t)	Buffalo	189	47	116	26	42	114	36.8	3	12	25.0
	Totals	5943	1711	3606	626	1507	3901	38.6	138	262	52.7

WEEK 10 / THROUGH MONDAY, NOVEMBER 16, 2015

AFC / FIRST-DOWN PLAYS BY TEAMS

Rank	Team	Yds/Play	Plays	Yards
11)	Buffalo	5.42	243	1317
	TOTAL	5.47	4238	23187

AFC / FIRST-DOWN PLAYS BY OPPONENTS

Rank	Team	Yds/Play	Plays	Yards
8)	Buffalo	5.47	269	1471
	TOTAL	5.53	4234	23413

WEEK 10 / THROUGH MONDAY, NOVEMBER 16, 2015**NFL / FIRST-DOWN PLAYS BY TEAMS**

Rank	Team	Yds/Play	Plays	Yards
20)	Buffalo	5.42	243	1317
	TOTAL	5.50	8460	46542

NFL / FIRST-DOWN PLAYS BY OPPONENTS

Rank	Team	Yds/Play	Plays	Yards
15)	Buffalo	5.47	269	1471
	TOTAL	5.50	8460	46542

WEEK 10 / THROUGH MONDAY, NOVEMBER 16, 2015**AFC / KICKOFFS (Receiving Team)**

Rank	Team	TotKO	AdjKO	TB	TB%	EZ	EZ%	OB	I20	Avg.Start
15)	Buffalo	46	44	24	54.5	34	73.9	0	7	20.0
	Totals	762	728	425	58.4	646	88.7	8	114	21.0

AFC / KICKOFFS (Kicking Team)

Rank	Team	TotKO	AdjKO	TB	TB%	EZ	EZ%	OB	I20	Avg.Start
3)	Buffalo	49	46	24	52.2	40	81.6	1	13	19.9
	Totals	760	725	439	60.6	647	89.2	6	108	21.0

Note: Average team drive start DOES NOT include onside kicks or kickoffs at the end of a half unless either kickoff is returned for a touchdown. All other kickoffs (returned kickoffs, fair catches, touchback and kickoffs out of bounds) are included. Kickoffs resulting in the kicking team retaining possession are not included.

ADJ KO: Adjusted kickoffs are used to compute the Avg. Team Drive Start.

I20: The number of drives that start inside (not including) the 20 yd line.

WEEK 10 / THROUGH MONDAY, NOVEMBER 16, 2015**NFL / KICKOFFS (Receiving Team)**

Rank	Team	TotKO	AdjKO	TB	TB%	EZ	EZ%	OB	I20	Avg.Start
31)	Buffalo	46	44	24	54.5	34	73.9	0	7	20.0
	Totals	1529	1470	887	60.31	302	88.6	12	215	21.4

Note: Average opponent drive start DOES NOT include onside kicks or kickoffs at the end of a half unless either kickoff is returned for a touchdown. All other kickoffs (returned kickoffs, fair catches, touchback and kickoffs out of bounds) are included. Kickoffs resulting in the kicking team retaining possession are not included.

ADJ KO: Adjusted kickoffs are used to compute the Avg. Team Drive Start.

I20: The number of drives that start inside (not including) the 20 yd line.

WEEK 10 / THROUGH MONDAY, NOVEMBER 16, 2015**NFL / KICKOFFS (Kicking Team)**

Rank	Team	TotKO	AdjKO	TB	TB%	EZ	EZ%	OB	I20	Avg.Start
4)	Buffalo	49	46	24	52.2	40	81.6	1	13	19.9
	Totals	1529	1470	887	60.31	302	88.6	12	215	21.4

Note: Average team drive start DOES NOT include onside kicks or kickoffs at the end of a half unless either kickoff is returned for a touchdown. All other kickoffs (returned kickoffs, fair catches, touchback and kickoffs out of bounds) are included. Kickoffs resulting in the kicking team retaining possession are not included.

ADJ KO: Adjusted kickoffs are used to compute the Avg. Team Drive Start.

I20: The number of drives that start inside (not including) the 20 yd line.

WEEK 10 / THROUGH MONDAY, NOVEMBER 16, 2015**100-Yard Receiving Games**

168, S. Watkins, BUF vs. MIA 11/08 (8 rec., 1 TD)

111, Clay, BUF vs. NYG 10/04 (9 rec., 0 TD)

WEEK 10 / THROUGH MONDAY, NOVEMBER 16, 2015**100-Yard Rushing Games**

112, McCoy, BUF vs. MIA 11/08 (16 att., 1 TD)

112, McCoy, BUF at NYJ 11/12 (19 att., 0 TD)

110, Ka. Williams, BUF vs. MIA 11/08 (9 att., 2 TD)

110, Ka. Williams, BUF at MIA 09/27 (12 att., 1 TD)

WEEK 10 / THROUGH MONDAY, NOVEMBER 16, 2015**AFC / LEADING PASSERS**

Player, Team			Pct		Avg		Pct			Pct Rating	
	Att	Comp	Comp	Yds	Gain	TD	TD	Long	Int	Int	Points
Taylor, Buf.	176	124	70.5	1436	8.16	11	6.3	63	4	2.3	106.2

AFC / LEADING PASSERS, RANKS

Player, Team			Pct		Avg		Pct			Pct Rating	
	Att	Comp	Comp	Yds	Gain	TD	TD	Long	Int	Int	Points
Taylor, Buf.	16	16	1	16	4	12t	3		3t	8	2

WEEK 10 / THROUGH MONDAY, NOVEMBER 16, 2015**NFL / LEADING PASSERS**

Player, Team			Pct		Avg		Pct			Pct Rating	
	Att	Comp	Comp	Yds	Gain	TD	TD	Long	Int	Int	Points
Taylor, Buf.	176	124	70.5	1436	8.16	11	6.3	63	4	2.3	106.2

NFL / LEADING PASSERS, RANKS

Player, Team			Pct		Avg		Pct			Pct Rating	
	Att	Comp	Comp	Yds	Gain	TD	TD	Long	Int	Int	Points
Taylor, Buf.	31	31	1	31	5	21t	5		4t	13t	3

WEEK 10 / THROUGH MONDAY, NOVEMBER 16, 2015

AFC / FOURTH-QUARTER PASSING LEADERS

Rank	Player, Team	Att	Comp	Comp%	Yards	YPA	TD	TD%	Int	Int%	Rating
2)	Taylor, Buf.	43	30	69.8	423	9.84	5	11.6	1	2.3	130.3
9)	Manuel, Buf.	28	16	57.1	231	8.25	1	3.6	0	0.0	96.0

WEEK 10 / THROUGH MONDAY, NOVEMBER 16, 2015

NFL / FOURTH-QUARTER PASSING LEADERS

Rank	Player, Team	Att	Comp	Comp%	Yards	YPA	TD	TD%	Int	Int%	Rating
2)	Taylor, Buf.	43	30	69.8	423	9.84	5	11.6	1	2.3	130.3
15)	Manuel, Buf.	28	16	57.1	231	8.25	1	3.6	0	0.0	96.0

WEEK 10 / THROUGH MONDAY, NOVEMBER 16, 2015**AFC / THIRD-DOWN PASSING LEADERS**

Rank	Player, Team	Att	Comp	Comp%	Yards	YPA	TD	TD%	Int	Int%	Rating
4)	Taylor, Buf.	51	34	66.7	357	7.00	4	7.8	2	3.9	96.6

NFL / THIRD-DOWN PASSING LEADERS

Rank	Player, Team	Att	Comp	Comp%	Yards	YPA	TD	TD%	Int	Int%	Rating
6)	Taylor, Buf.	51	34	66.7	357	7.00	4	7.8	2	3.9	96.6

WEEK 10 / THROUGH MONDAY, NOVEMBER 16, 2015**AFC / LEADING RUSHERS**

Rank	Player, Team	Att	Yards	Avg	Long	TD
9)	McCoy, Buf.	113	528	4.7	48t	2
15)	*Ka. Williams, Buf.	58	360	6.2	41t	5
22)	Taylor, Buf. (QB)	47	243	5.2	31	2
50)	Manuel, Buf. (QB)	15	58	3.9	16	1

WEEK 10 / THROUGH MONDAY, NOVEMBER 16, 2015**NFL / LEADING RUSHERS**

Rank	Player, Team	Att	Yards	Avg	Long	TD
17)	McCoy, Buf.	113	528	4.7	48t	2
33)	*Ka. Williams, Buf.	58	360	6.2	41t	5
46)	Taylor, Buf. (QB)	47	243	5.2	31	2

WEEK 10 / THROUGH MONDAY, NOVEMBER 16, 2015**AFC / THIRD-AND-ONE RUSHING LEADERS**

Rank	Player, Team	Att	FD	Pct
11)	Manuel, Buf.	4	3	75.0

NFL / THIRD-AND-ONE RUSHING LEADERS

Rank	Player, Team	Att	FD	Pct
17t)	Manuel, Buf.	4	3	75.0

WEEK 10 / THROUGH MONDAY, NOVEMBER 16, 2015**AFC / LEADERS IN RECEPTIONS**

Rank	Player, Team	Rec	Yards	Avg	Long	TD
25t)	Clay, Buf. (TE)	40	408	10.2	27	2
38t)	Woods, Buf.	29	314	10.8	32t	2
40t)	Washington, Hou.	28	443	15.8	48	3

WEEK 10 / THROUGH MONDAY, NOVEMBER 16, 2015**NFL / LEADERS IN RECEPTIONS**

Rank	Player, Team	Rec	Yards	Avg	Long	TD
44t)	Clay, Buf. (TE)	40	408	10.2	27	2

WEEK 10 / THROUGH MONDAY, NOVEMBER 16, 2015**AFC / RECEIVING YARDAGE LEADERS**

Rank	Player, Team	Yards	Rec	Avg	Long	TD
31)	Clay, Buf. (TE)	408	40	10.2	27	2
39)	S. Watkins, Buf.	329	22	15.0	63	3
42t)	Woods, Buf.	314	29	10.8	32t	2

WEEK 10 / THROUGH MONDAY, NOVEMBER 16, 2015**AFC / THIRD-DOWN RECEIVING LEADERS**

Rank	Player, Team	Rec	Yards	Avg	Long	TD
30t)	Woods, Buf.	9	86	9.6	17	0
32t)	Clay, Buf. (TE)	8	56	7.0	12	0
44t)	Harvin, Buf.	7	80	11.4	18	0

WEEK 10 / THROUGH MONDAY, NOVEMBER 16, 2015**AFC / LEADING SCORERS, NONKICKERS**

Rank	Player, Team	TD	Rush	Rec	Ret	X2	Pts
4t)	*Ka. Williams, Buf. (RB)	7	5	2	0	0	42
36t)	McCoy, Buf. (RB)	3	2	1	0	1	20
39t)	S. Watkins, Buf. (WR)	3	0	3	0	0	18

WEEK 10 / THROUGH MONDAY, NOVEMBER 16, 2015**NFL / LEADING SCORERS, NONKICKERS**

Rank	Player, Team	TD	Rush	Rec	Ret	X2	Pts
6t)	*Ka. Williams, Buf. (RB)	7	5	2	0	0	42

WEEK 10 / THROUGH MONDAY, NOVEMBER 16, 2015**AFC / LEADING SCORERS, KICKERS**

Rank	Player, Team	PAT	FG	Pct	Long	Pts
10)	Carpenter, Buf.	23/25	12/14	.857	51	59

WEEK 10 / THROUGH MONDAY, NOVEMBER 16, 2015**NFL / LEADING SCORERS, KICKERS**

Rank	Player, Team	PAT	FG	Pct	Long	Pts
20t)	Carpenter, Buf.	23/25	12/14	.857	51	59

WEEK 10 / THROUGH MONDAY, NOVEMBER 16, 2015**AFC / TOUCHBACKS ON KICKOFFS**

Rank	Player, Team	TB
9t)	Gay, Buf.	24

WEEK 10 / THROUGH MONDAY, NOVEMBER 16, 2015**NFL / TOUCHBACKS ON KICKOFFS**

Rank	Player, Team	TB
21t)	Gay, Buf.	24

WEEK 10 / THROUGH MONDAY, NOVEMBER 16, 2015**AFC / MOST YARDS FROM SCRIMMAGE**

		Total			Rushing			Receiving		
Rank	Player, Team	Yards	Att+Rec	Avg	Yards	Att	Avg	Yards	Rec	Avg
19)	McCoy, Buf. (RB)	705	131	5.4	528	113	4.7	177	18	9.8
49)	*Ka. Williams, Buf. (RB)	432	64	6.8	360	58	6.2	72	6	12.0

WEEK 10 / THROUGH MONDAY, NOVEMBER 16, 2015**NFL / MOST YARDS FROM SCRIMMAGE**

		Total			Rushing			Receiving		
Rank	Player, Team	Yards	Att+Rec	Avg	Yards	Att	Avg	Yards	Rec	Avg
32)	McCoy, Buf. (RB)	705	131	5.4	528	113	4.7	177	18	9.8

WEEK 10 / THROUGH MONDAY, NOVEMBER 16, 2015**AFC / LEADERS IN FIRST DOWNS**

Rank	Player, Team	Rush	Rec	Tot
26t)	McCoy, Buf. (RB)	25	5	30

WEEK 10 / THROUGH MONDAY, NOVEMBER 16, 2015**NFL / LEADERS IN FIRST DOWNS**

Rank	Player, Team	Rush	Rec	Tot
43t)	McCoy, Buf. (RB)	25	5	30

WEEK 10 / THROUGH MONDAY, NOVEMBER 16, 2015**AFC / LEADING PUNTERS**

Rank	Player, Team	No	Yards	Lg	Avg	TB	Blk	Dwn	OB	Opp Ret	In	Net
5)	Schmidt, Buf.	47	2246	65	47.8	1	0	5	5	25	214	12 42.8

NFL / LEADING PUNTERS

Rank	Player, Team	No	Yards	Lg	Avg	TB	Blk	Dwn	OB	Opp Ret	In	Net
7)	Schmidt, Buf.	47	2246	65	47.8	1	0	5	5	25	214	12 42.8

WEEK 10 / THROUGH MONDAY, NOVEMBER 16, 2015**AFC / LEADING PUNTERS, NET AVERAGE**

Rank	Player, Team	No	Yards	Lg	Avg	TB	Blk	Dwn	OB	Opp Ret	In	Net
4)	Schmidt, Buf.	47	2246	65	47.8	1	0	5	5	25	214	12 42.8

NFL / LEADING PUNTERS, NET AVERAGE

Rank	Player, Team	No	Yards	Lg	Avg	TB	Blk	Dwn	OB	Opp Ret	In	Net
5)	Schmidt, Buf.	47	2246	65	47.8	1	0	5	5	25	214	12 42.8

WEEK 10 / THROUGH MONDAY, NOVEMBER 16, 2015**AFC / LEADERS IN INTERCEPTIONS**

Rank	Player, Team	Int	Yards	Avg	Long	TD
12t)	Graham, Buf.	2	60	30.0	44t	1
12t)	*Darby, Buf.	2	48	24.0	27	0
12t)	P. Brown, Buf.	2	46	23.0	43t	1
12t)	Gilmore, Buf.	2	29	14.5	29	0

WEEK 10 / THROUGH MONDAY, NOVEMBER 16, 2015**NFL / LEADERS IN INTERCEPTIONS**

Rank	Player, Team	Int	Yards	Avg	Long	TD
24t)	Graham, Buf.	2	60	30.0	44t	1
24t)	*Darby, Buf.	2	48	24.0	27	0
24t)	P. Brown, Buf.	2	46	23.0	43t	1
24t)	Gilmore, Buf.	2	29	14.5	29	0

WEEK 10 / THROUGH MONDAY, NOVEMBER 16, 2015**AFC / LEADERS IN SACKS**

Rank	Player, Team	Sacks
33t)	Hughes, Buf. (DE)	3.0
33t)	M. Williams, Buf. (DE)	3.0

WEEK 10 / THROUGH MONDAY, NOVEMBER 16, 2015**AFC / FUMBLE RECOVERIES**

Rank	Player, Team	TotRec	OffRec	DefRec
5t)	McCoy, Buf.	2	2	0
5t)	Taylor, Buf.	2	2	0
5t)	E. Wood, Buf.	2	2	0

WEEK 10 / THROUGH MONDAY, NOVEMBER 16, 2015**NFL / FUMBLE RECOVERIES**

Rank	Player, Team	TotRec	OffRec	DefRec
9t)	McCoy, Buf.	2	2	0
9t)	Taylor, Buf.	2	2	0
9t)	E. Wood, Buf.	2	2	0

WEEK 10 / THROUGH MONDAY, NOVEMBER 16, 2015

AFC / OFFENSIVE FUMBLE RECOVERIES

Rank	Player, Team	Ret	Yards	Avg	Long	TD
4t)	McCoy, Buf.	2	6	3.0	6	0
4t)	Taylor, Buf.	2	0	0.0	0	0
4t)	E. Wood, Buf.	2	0	0.0	0	0

NFL / OFFENSIVE FUMBLE RECOVERIES

Rank	Player, Team	Ret	Yards	Avg	Long	TD
7t)	McCoy, Buf.	2	6	3.0	6	0
7t)	Taylor, Buf.	2	0	0.0	0	0
7t)	E. Wood, Buf.	2	0	0.0	0	0

BUF	
23	TYds/G
12	TYds/P
2	RYds/G
5	RshAvg
29	PsYd/G
18	PasAvg
19	%HdInt
30	Sac/PP
28t	1D/Gm
18t	3D Eff
26t	4D Eff
19	PR Avg
31	KR Avg
6	GpntAv
5	NpntAv
6	Pts/Gm
14t	FG%

Opponent/Defense Rank (Within League)

BUF	
16	TYds/G
13	TYds/P
9	RYds/G
18	RshAvg
18	PsYd/G
12	PasAvg
12	%HdInt
29	Sac/PP
23t	1D/Gm
12t	3D Eff
1t	4D Eff
17	PR Avg
1	KR Avg
12	GpntAv
19	NpntAv
15	Pts/Gm
26	FG%



LAST WEEK

Flip Card and Gamebook

Regular Season Game # 9

**Buffalo Bills at New York Jets
Thursday, November 12, 2015**



Buffalo Bills at New York Jets



Thursday, November 12, 2015 - MetLife Stadium

NO.	NAME	POS.
2	Dan Carpenter	K
3	EJ Manuel	QB
4	Jordan Gay	K
5	Tyrod Taylor	QB
6	Colton Schmidt	P
8	Josh Johnson	QB
10	Robert Woods	WR
14	Sammy Watkins	WR
15	Chris Hogan	WR
17	Denarius Moore	WR
20	Corey Graham	S
21	Leodis McKelvin	CB
24	Stephon Gilmore	CB
25	LeSean McCoy	RB
26	Boobie Dixon	RB
27	Duke Williams	S
28	Ronald Darby	CB
29	Karlos Williams	RB
30	Bacarri Rambo	S
33	Ron Brooks	CB
36	Jonathan Meeks	S
37	Nickell Robey	CB
38	Boom Herron	RB
39	Mario Butler	CB
42	Jerome Felton	FB
50	Tony Steward	LB
52	Preston Brown	LB
53	Nigel Bradham	LB
55	Jerry Hughes	DE
58	Randell Johnson	LB
59	AJ Tarpley	LB
60	Kraig Urbik	G
61	Gabe Ikard	C
64	Richie Incognito	G
65	Garrison Sanborn	LS
66	Seantrel Henderson	T
70	Eric Wood	C
71	Cyrus Kouandjio	T
75	IK Enemkpali	DE
76	John Miller	G
77	Cordy Glenn	T
79	Jordan Mills	T
81	Marcus Easley	WR
82	Matthew Mulligan	TE
85	Charles Clay	TE
89	Chris Gragg	TE
91	Manny Lawson	LB
94	Mario Williams	DE
95	Kyle Williams	DT
96	Stefan Charles	DT
97	Corbin Bryant	DT
98	Alex Carrington	DE
99	Marcell Dareus	DT

ADDITIONS

JETS OFFENSE

WR	15 Brandon Marshall	11 Jeremy Kerley
LT	60 D'Brickashaw Ferguson	71 Ben Ijalana
LG	77 James Carpenter	70 Dakota Dozier
C	74 Nick Mangold	76 Wesley Johnson
RG	66 Willie Colon	67 Brian Winters
RT	68 Breno Giacomini	79 Brent Qvale
TE	85 Jeff Cumberland	47 Kellen Davis
WR	87 Eric Decker	19 Devin Smith
QB	14 Ryan Fitzpatrick	7 Geno Smith
FB	40 Tommy Bohanon	9 Bryce Petty
RB	33 Chris Ivory	29 Bilal Powell
		30 Zac Stacy
		22 Stevan Ridley

BILLS DEFENSE

LDE	94 Mario Williams	98 Alex Carrington
DT	95 Kyle Williams	96 Stefan Charles
DT	99 Marcell Dareus	97 Corbin Bryant
RDE	55 Jerry Hughes	75 IK Enemkpali
SLB	91 Manny Lawson	58 Randell Johnson
MLB	52 Preston Brown	59 AJ Tarpley
WLB	53 Nigel Bradham	50 Tony Steward
LCB	28 Ronald Darby	21 Leodis McKelvin
DS	20 Corey Graham	36 Jonathan Meeks
DS	27 Duke Williams	30 Bacarri Rambo
RCB	24 Stephon Gilmore	37 Nickell Robey
		33 Ron Brooks

BILLS SPECIALISTS

K	2 Dan Carpenter
KO	4 Jordan Gay
P	6 Colton Schmidt
KOR	17 Denarius Moore
PR	21 Leodis McKelvin
LS	65 Garrison Sanborn
H	6 Colton Schmidt

Underlined = Rookies

PRONUNCIATION GUIDE

BRADHAM, NIGEL	BRAD-UM	IKARD, GABE	EYE-CURD
CHARLES, STEFAN	STEH-FAHN	KOUANDJIO, CYRUS	KWAN-JO
DAREUS, MARCELL	DAR-E-US (LIKE 'JAR')	RAMBO, BACARRI	BUH-CAR-EE
ENEMKPALI, IK	IN-EM-PALL-EE	ROBEY, NICKELL	NICK-ELL
GILMORE, STEPHON	STEPH-AHN	URBIK, KRAIG	ER-BICK
HENDERSON, SEANTREL	SHAWN-TRELL		

JETS DEFENSE

DE	96 Muhammad Wilkerson	78 Leger Douzable	72 Stephen Bowen
NT	94 Damon Harrison	99 T.J. Barnes	
DE	92 Leonard Williams	91 Sheldon Richardson	
OLB	98 Quinton Coples	55 Lorenzo Mauldin	
ILB	56 Demario Davis	54 Jamari Lattimore	
ILB	52 David Harris	58 Erin Henderson	
OLB	97 Calvin Pace	57 Trevor Reilly	
CB	31 Antonio Cromartie	41 Buster Skrine	26 Darrin Walls
CB	24 Darrelle Revis	20 Marcus Williams	23 Dexter McDougale
SS	25 Calvin Pryor	34 Dion Bailey	
FS	21 Marcus Gilchrist	45 Rontez Miles	

BILLS OFFENSE

WR	14 Sammy Watkins	15 Chris Hogan	81 Marcus Easley
LT	77 Cordy Glenn	79 Jordan Mills	
LG	64 Richie Incognito		
C	70 Eric Wood	60 Kraig Urbik	61 Gabe Ikard
RG	76 John Miller		
RT	66 Seantrel Henderson	71 Cyrus Kouandjio	
TE	85 Charles Clay	82 Matthew Mulligan	89 Chris Gragg
QB	5 Tyrod Taylor	3 EJ Manuel	8 Josh Johnson
FB	42 Jerome Felton		
RB	25 LeSean McCoy	29 <u>Karlos Williams</u>	26 Boobie Dixon
			38 Boom Herron
WR	10 Robert Woods	17 Denarius Moore	

JETS SPECIALISTS

K	2 Nick Folk		
P	4 Ryan Quigley		
H	4 Ryan Quigley		
PR	11 Jeremy Kerley	87 Eric Decker	
KR	30 Zac Stacy	31 Antonio Cromartie	10 Kenbrell Thompsons
LS	46 Tanner Purdum		

PRONUNCIATION GUIDE

Quinton COPLES	CO-pulls	Ben IALANA	EYE-juh-LAH-nuh
DEMARIO Davis	duh-MAH-rio	Kevin PATULLO	pa-TOO-low
Joe DANNA	DAN-ah	BILAL Powell	buh-LAHL
LEGER DOUZABLE	lee-JAY DOO-zuh-bul	Tanner PURDUM	PER-dum
Dakota DOZIER	DOUGH-jer	Brent QVALE	KWAH-lee
D'BRICKASHAW Ferguson	duh-BRICK-a-shaw	Buster SKRINE	Screen
BRENO GIACOMINI	BREN-oh JAH-cuh-MEE-nee		

TODAY'S OFFICIALS

Referee – Brad Allen (122); Umpire – Fred Bryan (11); Head Linesman – Jim Mello (48); Line Judge – Tom Symonette (100); Field Judge – Tom Hill (97); Back Judge – Shawn Hochuli (83); Replay Official – Jim Lapetina; Replay Assistant – Jim Grant

ADDITIONS

NO.	NAME	POS.
2	Nick Folk	K
4	Ryan Quigley	P
7	Geno Smith	QB
9	Bryce Petty	QB
10	Kenbrell Thompsons	WR
11	Jeremy Kerley	WR
14	Ryan Fitzpatrick	QB
15	Brandon Marshall	WR
19	Devin Smith	WR
20	Marcus Williams	CB
21	Marcus Gilchrist	FS
22	Stevan Ridley	RB
23	Dexter McDougale	CB
24	Darrelle Revis	CB
25	Calvin Pryor	SS
26	Darrin Walls	CB
29	Bilal Powell	RB
30	Zac Stacy	RB
31	Antonio Cromartie	CB
33	Chris Ivory	CB
34	Dion Bailey	S
40	Tommy Bohanon	FB
41	Buster Skrine	CB
45	Rontez Miles	SS
46	Tanner Purdam	LS
47	Kellen Davis	TE
52	David Harris	ILB
54	Jamari Lattimore	ILB
55	Lorenzo Mauldin	OLB
56	Demario Davis	ILB
57	Trevor Reilly	OLB
58	Erin Henderson	ILB
60	D'Brickashaw Ferguson	LT
66	Willie Colon	RG
67	Brian Winters	LG
68	Breno Giacomini	RT
70	Dakota Dozier	RG
71	Ben Ijalana	LT
72	Stephen Bowen	DE
74	Nick Mangold	C
76	Wesley Johnson	LG
77	James Carpenter	LG
78	Leger Douzable	DE
79	Brent Qvale	LG
85	Jeff Cumberland	TE
87	Eric Decker	WR
91	Sheldon Richardson	DE
92	Leonard Williams	DE
94	Damon Harrison	NT
96	Muhammad Wilkerson	DE
97	Calvin Pace	OLB
98	Quinton Coples	OLB
99	T.J. Barnes	NT



NO.	NAME	POS.
53	Bradham, Nigel	LB
33	Brooks, Ron	CB
52	Brown, Preston	LB
97	Bryant, Corbin	DT
39	Butler, Mario	CB
2	Carpenter, Dan	K
98	Carrington, Alex	DT
96	Charles, Stefan	DT
85	Clay, Charles	TE
28	Darby, Ronald	CB
99	Dareus, Marcell	DT
26	Dixon, Boobie	RB
81	Easley, Marcus	WR
75	Enemkpali, IK	DE
42	Felton, Jerome	FB
4	Gay, Jordan	K
24	Gilmore, Stephon	CB
77	Glenn, Cordy	T
89	Gragg, Chris	TE
20	Graham, Corey	S
66	Henderson, Seantrel	T
38	Herron, Boom	RB
15	Hogan, Chris	WR
55	Hughes, Jerry	DE
61	Ikard, Gabe	C
64	Incognito, Richie	G
8	Johnson, Josh	QB
58	Johnson, Randall	LB
71	Kouandjio, Cyrus	T
91	Lawson, Manny	LB
3	Manuel, EJ	QB
25	McCoy, LeSean	RB
21	McKelvin, Leodis	CB
36	Meeks, Jonathan	S
76	Miller, John	G
79	Mills, Jordan	T
17	Moore, Denarius	WR
82	Mulligan, Matthew	TE
30	Rambo, Bacarri	S
37	Robey, Nickell	CB
65	Sanborn, Garrison	LS
6	Schmidt, Colton	P
50	Steward, Tony	LB
59	Tarpley, AJ	LB
5	Taylor, Tyrod	QB
60	Urbik, Kraig	G
14	Watkins, Sammy	WR
27	Williams, Duke	S
29	Williams, Karlos	RB
95	Williams, Kyle	DT
94	Williams, Mario	DE
70	Wood, Eric	C
10	Woods, Robert	WR

Buffalo Bills

NO.	NAME	POS.	HT	WT	AGE	EXP.	COLLEGE
2	Dan Carpenter	K	6-2	228	29	8	Montana
3	EJ Manuel	QB	6-4	237	25	3	Florida State
4	Jordan Gay	K	6-0	200	25	2	Centre
5	Tyrod Taylor	QB	6-1	215	26	5	Virginia Tech
6	Colton Schmidt	P	5-11	224	24	2	California-Davis
8	Josh Johnson	QB	6-3	210	29	7	San Diego
10	Robert Woods	WR	6-0	190	23	3	Southern California
14	Sammy Watkins	WR	6-1	211	22	2	Clemson
15	Chris Hogan	WR	6-1	220	26	3	Monmouth (N.J.)
17	Denarius Moore	WR	6-0	190	26	5	Tennessee
20	Corey Graham	S	6-0	196	30	9	New Hampshire
21	Leodis McKelvin	CB	5-10	185	30	8	Troy
24	Stephon Gilmore	CB	6-1	190	24	4	South Carolina
25	LeSean McCoy	RB	5-11	208	27	7	Pittsburgh
26	Boobie Dixon	RB	6-1	233	27	6	Mississippi State
27	Duke Williams	S	5-11	201	24	3	Nevada
28	Ronald Darby	CB	5-11	193	21	R	Florida State
29	Karlos Williams	RB	6-1	230	22	R	Florida State
30	Bacarri Rambo	S	6-0	211	25	3	Georgia
33	Ron Brooks	CB	5-10	190	26	4	LSU
36	Jonathan Meeks	S	6-0	209	25	2	Clemson
37	Nickell Robey	CB	5-8	165	23	3	Southern California
38	Boom Herron	RB	5-10	213	26	3	Ohio State
39	Mario Butler	CB	6-1	187	26	2	Georgia Tech
42	Jerome Felton	FB	6-0	248	29	8	Furman
50	Tony Steward	LB	6-0	241	22	R	Clemson
52	Preston Brown	LB	6-1	251	22	2	Louisville
53	Nigel Bradham	LB	6-2	241	26	4	Florida State
55	Jerry Hughes	DE	6-2	254	27	6	Texas Christian
58	Randell Johnson	LB	6-4	245	24	2	Florida Atlantic
59	AJ Tarpley	LB	6-2	242	23	R	Stanford
60	Kraig Urbik	G	6-5	324	29	7	Wisconsin
61	Gabe Ikard	C	6-4	304	24	2	Oklahoma
64	Richie Incognito	G	6-3	319	32	9	Nebraska
65	Garrison Sanborn	LS	6-1	240	30	7	Florida State
66	Seantrel Henderson	T	6-7	331	23	2	Miami
70	Eric Wood	C	6-4	310	29	7	Louisville
71	Cyrus Kouandjio	T	6-7	322	22	2	Alabama
75	IK Enemkpali	DE	6-1	261	24	2	Louisiana Tech
76	John Miller	G	6-2	303	22	R	Louisville
77	Cordy Glenn	T	6-6	345	25	4	Georgia
79	Jordan Mills	T	6-5	316	24	3	Louisiana Tech
81	Marcus Easley	WR	6-2	217	27	5	Connecticut
82	Matthew Mulligan	TE	6-4	267	30	7	Maine
85	Charles Clay	TE	6-3	255	26	5	Tulsa
89	Chris Gragg	TE	6-3	244	25	3	Arkansas
91	Manny Lawson	LB	6-5	240	31	10	North Carolina State
94	Mario Williams	DE	6-6	292	30	10	North Carolina State
95	Kyle Williams	DT	6-1	303	32	10	LSU
96	Stefan Charles	DT	6-5	323	27	3	Regina
97	Corbin Bryant	DT	6-4	300	27	3	Northwestern
98	Alex Carrington	DE	6-5	301	28	6	Arkansas State
99	Marcell Dareus	DT	6-3	331	25	5	Alabama

HEAD COACH:

Rex Ryan

Assistant Head Coach/Running backs: Anthony Lynn

Coordinators: Danny Crossman (Special Teams), Greg Roman (Offense), Dennis Thurman (Defense)

Assistants: Kurt Anderson (Assistant Offensive Line), Bobby April III (Linebackers), Eric Ciano (Head Strength and Conditioning), Karl Dunbar (Defensive Line), Michael Hamlin (Special Teams Quality Control), Donnie Henderson (Defensive Backs), Aaron Kromer (Offensive Line), Sanjay Lal (Wide Receivers), David Lee (Quarterbacks), Dan Liburd (Strength and Conditioning Assistant), Hal Luther (Assistant Strength and Conditioning), D'Anton Lynn (Defensive Assistant), Tim McDonald (Defensive Backs), Jason Oszvart (Strength and Conditioning Assistant), Chris Palmer (Senior Offensive Assistant), Jason Rebrovich (Outside Linebackers), Eric Smith (Special Teams Assistant), Tony Sparano (Tight Ends), Jeff Weeks (Assistant Defensive Line), Jason Vrable (Offensive Quality Control).

New York Jets

NO.	NAME	POS.	HT	WT	AGE	EXP.	COLLEGE
2	Nick Folk	K	6-1	222	31	9	Arizona
4	Ryan Quigley	P	6-3	188	25	3	Boston College
7	Geno Smith	QB	6-3	221	25	3	West Virginia
9	Bryce Petty	QB	6-3	230	24	R	Baylor
10	Kenbrell Thompsons	WR	6-0	195	27	3	Cincinnati
11	Jeremy Kerley	WR	5-9	188	26	5	TCU
14	Ryan Fitzpatrick	QB	6-2	223	32	11	Harvard
15	Brandon Marshall	WR	6-4	230	31	10	Central Florida
19	Devin Smith	WR	6-1	199	23	R	Ohio State
20	Marcus Williams	CB	5-11	196	24	2	North Dakota State
21	Marcus Gilchrist	FS	5-10	198	26	5	Clemson
22	Stevan Ridley	RB	5-11	220	26	5	LSU
23	Dexter McDougle	CB	5-10	195	24	2	Maryland
24	Darrelle Revis	CB	5-11	198	30	9	Pittsburgh
25	Calvin Pryor	SS	5-11	207	23	2	Louisville
26	Darrin Walls	CB	6-0	190	27	5	Notre Dame
29	Bilal Powell	RB	5-10	204	27	5	Louisville
30	Zac Stacy	RB	5-9	224	24	3	Vanderbilt
31	Antonio Cromartie	CB	6-2	210	31	10	Florida State
33	Chris Ivory	RB	6-0	222	27	6	Tiffin
34	Dion Bailey	S	6-0	211	23	2	Southern California
40	Tommy Bohanon	FB	6-1	247	25	3	Wake Forest
41	Buster Skrine	CB	5-9	185	26	5	Tennessee-Chattanooga
45	Rontez Miles	SS	6-0	203	26	1	California (PA)
46	Tanner Purdum	LS	6-3	270	31	6	Baker
47	Kellen Davis	TE	6-7	265	30	8	Michigan State
52	David Harris	ILB	6-2	250	31	9	Michigan
54	Jamari Lattimore	ILB	6-2	229	27	5	Middle Tennessee State
55	Lorenzo Mauldin	OLB	6-4	259	23	R	Louisville
56	Demario Davis	ILB	6-2	239	26	4	Arkansas State
57	Trevor Reilly	OLB	6-5	245	27	2	Utah
58	Erin Henderson	ILB	6-3	244	29	7	Maryland
60	D'Brickashaw Ferguson	LT	6-6	310	31	10	Virginia
66	Willie Colon	RG	6-3	315	32	10	Hofstra
67	Brian Winters	LG	6-4	320	24	3	Kent State
68	Breno Giacomini	RT	6-7	318	30	8	Louisville
70	Dakota Dozier	RG	6-4	313	24	2	Furman
71	Ben Ijalana	LT	6-4	322	26	5	Villanova
72	Stephen Bowen	DE	6-5	300	31	10	Hofstra
74	Nick Mangold	C	6-4	307	31	10	Ohio State
76	Wesley Johnson	LG	6-5	297	24	2	Vanderbilt
77	James Carpenter	LG	6-5	321	26	5	Alabama
78	Leger Douzable	DE	6-4	284	29	8	Central Florida
79	Brent Quale	LG	6-7	315	24	1	Nebraska
85	Jeff Cumberland	TE	6-4	260	28	6	Illinois
87	Eric Decker	WR	6-3	214	28	6	Minnesota
91	Sheldon Richardson	DE	6-3	294	24	3	Missouri
92	Leonard Williams	DE	6-5	302	21	R	Southern California
94	Damon Harrison	NT	6-4	350	26	4	William Penn
96	Muhammad Wilkerson	DE	6-4	315	26	5	Temple
97	Calvin Pace	OLB	6-4	265	35	13	Wake Forest
98	Quinton Coples	OLB	6-6	290	25	4	North Carolina
99	T.J. Barnes	NT	6-7	364	25	2	Georgia Tech

HEAD COACH:

Todd Bowles

Bobby April (special teams coordinator), Robby Brown (quality control – offense), Mike Caldwell (assistant head coach/inside linebackers), Mark Collins (outside linebackers), Joe Danna (defensive backs), Karl DORRELL (wide receivers), Chan Gailey (offensive coordinator), Justus GALAC (strength and conditioning), Steve HAGEN (assistant special teams), Ron HELLER (assistant offensive line), Jimmie JOHNSON (tight ends), Pepper JOHNSON (defensive line), Kavan LATHAM (assistant strength and conditioning), Steve MARSHALL (offensive line), Daylon McCUTCHEON (assistant defensive backs), Aaron McLaurin (assistant strength and conditioning), Kevin PATULLO (quarterbacks), Kacy RODGERS (defensive coordinator), John SCOTT, JR. (quality control – defense), Marcel SHIPP (running backs), Ryan SLOWIK (assistant defensive line)



NO.	NAME	POS.
34	Bailey, Dion	S
99	Barnes, T.J.	NT
40	Bohanon, Tommy	FB
72	Bowen, Stephen	DE
77	Carpenter, James	LG
66	Colon, Willie	RG
98	Coples, Quinton	OLB
31	Cromartie, Antonio	CB
85	Cumberland, Jeff	TE
56	Davis, Demario	ILB
47	Davis, Kellen	TE
87	Decker, Eric	WR
78	Douzable, Leger	DE
70	Dozier, Dakota	RG
60	Ferguson, D'Brickashaw	LT
14	Fitzpatrick, Ryan	QB
2	Folk, Nick	K
68	Giacomini, Breno	RT
21	Gilchrist, Marcus	FS
52	Harris, David	ILB
94	Harrison, Damon	NT
58	Henderson, Erin	ILB
71	Ijalana, Ben	LT
33	Ivory, Chris	RB
76	Johnson, Wesley	LG
11	Kerley, Jeremy	WR
54	Lattimore, Jamari	ILB
74	Mangold, Nick	C
15	Marshall, Brandon	WR
55	Mauldin, Lorenzo	OLB
23	McDougle, Dexter	CB
45	Miles, Rontez	SS
97	Pace, Calvin	OLB
9	Petty, Bryce	QB
29	Powell, Bilal	RB
25	Pryor, Calvin	SS
46	Purdum, Tanner	LS
4	Quigley, Ryan	P
79	Qvale, Brent	LG
57	Reilly, Trevor	OLB
24	Revis, Darrelle	CB
91	Richardson, Sheldon	DE
22	Ridley, Stevan	RB
41	Skrine, Buster	CB
19	Smith, Devin	WR
7	Smith, Geno	QB
30	Stacy, Zac	RB
10	Thompkins, Kenbrell	WR
26	Walls, Darrin	CB
96	Wilkerson, Muhammad	DE
92	Williams, Leonard	DE
20	Williams, Marcus	CB
67	Winters, Brian	LG

National Football League Game Summary

NFL Copyright © 2015 by The National Football League. All rights reserved. This summary and play-by-play is for the express purpose of assisting media in their coverage of the game; any other use of this material is prohibited without the written permission of the National Football League. Updated: 11/13/2015

Date: Thursday, 11/12/2015 **Buffalo Bills at New York Jets** Start Time: 8:26 PM EST
at MetLife, East Rutherford, NJ

Game Day Weather

Game Weather: Cloudly Temp: 60° F (15.6° C) Humidity: 75%, Wind: WSW 16 MPH mph
Played Outdoor on Turf: FieldTurf Outdoor Weather: Cloudy,

Officials

Referee: Allen, Brad (122) Umpire: Hall, Richard (49) Head Linesman: Mello, Jim (48)
Line Judge: Symonette, Thomas (100) Side Judge: Hill, Tom (97) Field Judge: Rosenbaum, Doug (67)
Back Judge: Hochuli, Shawn (83) Replay Official: Lapetina, Jim ()

Lineups

Buffalo Bills				New York Jets			
Offense		Defense		Offense		Defense	
WR	14 S.Watkins	LDE	94 M.Williams	WR	15 B.Marshall	DE	96 M.Wilkerson
LT	77 C.Glenn	DT	97 C.Bryant	LT	60 D.Ferguson	NT	94 D.Harrison
LG	64 R.Incognito	DT	99 M.Dareus	LG	77 J.Carpenter	DE	92 L.Williams
C	70 E.Wood	RDE	55 J.Hughes	C	74 N.Mangold	DE	91 S.Richardson
RG	76 J.Miller	SLB	91 M.Lawson	RG	67 B.Winters	ILB	56 D.Davis
RT	66 S.Henderson	MLB	52 P.Brown	RT	68 B.Giacomini	ILB	52 D.Harris
TE	85 C.Clay	WLB	53 N.Bradham	TE	85 J.Cumberland	OLB	97 C.Pace
QB	5 T.Taylor	LCB	28 R.Darby	WR	87 E.Decker	CB	20 M.Williams
TE	82 M.Mulligan	DS	20 C.Graham	QB	14 R.Fitzpatrick	CB	24 D.Revis
RB	25 L.McCoy	DS	27 Du.Williams	WR	10 K.Thompkins	SS	45 R.Miles
WR	10 R.Woods	RCB	24 S.Gilmore	RB	33 C.Ivory	FS	21 M.Gilchrist

Substitutions

K 2 D.Carpenter, P 4 J.Gay, P 6 C.Schmidt, WR 15 C.Hogan, CB 21 L.McKelvin, RB 26 A.Dixon, RB 29 Ka.Williams, S 30 B.Rambo, CB 33 R.Brooks, S 36 J.Meeks, CB 37 N.Robey, RB 38 D.Herron, FB 42 J.Felton, LB 50 T.Steward, LB 59 A.Tarpley, G 60 K.Urbik, LS 65 G.Sanborn, DE 75 I.Enemkpali, T 79 J.Mills, WR 81 M.Easley, TE 89 C.Gragg, DE 98 A.Carrington

Substitutions

P 4 R.Quigley, K 8 R.Bullock, WR 11 J.Kerley, WR 19 D.Smith, RB 22 S.Ridley, CB 23 D.McDougle, CB 26 Dar.Walls, CB 27 D.Milliner, RB 30 Z.Stacy, FB 40 T.Bohanon, CB 41 B.Skrine, DB 42 R.Martin, LS 46 T.Purdum, TE 47 K.Davis, ILB 54 J.Lattimore, OLB 55 L.Mauldin, OLB 57 T.Reilly, ILB 58 E.Henderson, DE 72 S.Bowen, LG 76 W.Johnson, DE 78 L.Douzable, LG 79 B.Qvale, OLB 98 Q.Coples

Did Not Play

QB 8 J.Johnson, WR 17 D.Moore

Did Not Play

QB 7 G.Smith

Not Active

QB 3 E.Manuel, CB 39 M.Butler, LB 58 R.Johnson, C 61 G.Ikard, T 71 C.Kouandjio, DT 95 Ky.Williams, DT 96 S.Charles

Not Active

QB 9 B.Petty, SS 25 C.Pryor, RB 29 B.Powell, CB 31 A.Cromartie, S 34 D.Bailey, RG 70 D.Dozier, LT 71 B.Ijalana

Field Goals (made () & missed)

D.Carpenter		(47) (41) (29)	R.Bullock		(29)		
			1	2	3	4	OT
VISITOR:	Buffalo Bills		0	12	10	0	22
HOME:	New York Jets		3	0	7	7	17

Scoring Plays

Team	Qtr	Time	Play Description (Extra Point) (Drive Info)	Visitor	Home
Jets	1	4:01	R.Bullock 29 yd. Field Goal (10-76, 4:57)	0	3
Bills	2	5:47	D.Carpenter 47 yd. Field Goal (4-5, 1:28)	3	3
Bills	2	5:38	Du.Williams 19 yd. fumble return (kick failed, wl)	9	3
Bills	2	0:03	D.Carpenter 41 yd. Field Goal (12-57, 4:47)	12	3
Bills	3	11:15	Ka.Williams 26 yd. pass from T.Taylor (D.Carpenter kick) (7-80, 3:45)	19	3
Bills	3	8:42	D.Carpenter 29 yd. Field Goal (5-12, 2:24)	22	3
Jets	3	4:39	B.Marshall 14 yd. pass from R.Fitzpatrick (R.Bullock kick) (8-80, 4:03)	22	10
Jets	4	7:23	E.Decker 31 yd. pass from R.Fitzpatrick (R.Bullock kick) (9-69, 2:51)	22	17

Paid Attendance: 78,160

Time: 3:21

Buffalo Bills vs New York Jets

11/12/2015 at MetLife

Final Individual Statistics

Buffalo Bills

RUSHING	ATT	YDS	AVG	LG	TD
L.McCoy	19	112	5.9	16	0
Ka.Williams	7	24	3.4	13	0
T.Taylor	6	12	2.0	8	0
C.Schmidt	1	0	0.0	0	0
Total	33	148	4.5	16	0

PASSING	ATT	CMP	YDS	SK/YD	TD	LG	IN	RT
T.Taylor	27	17	158	4/26	1	26	0	91.3
Total	27	17	158	4/26	1	26	0	91.3

PASS RECEIVING	TAR	REC	YDS	AVG	LG	TD
C.Clay	6	5	52	10.4	25	0
L.McCoy	5	5	47	9.4	17	0
R.Woods	7	3	19	6.3	10	0
S.Watkins	7	3	14	4.7	6	0
Ka.Williams	1	1	26	26.0	26	1
Total	26	17	158	9.3	26	1

INTERCEPTIONS	NO	YDS	AVG	LG	TD
C.Graham	1	16	16.0	16	0
B.Rambo	1	0	0.0	0	0
Total	2	16	8.0	16	0

PUNTING	NO	YDS	AVG	NET	TB	IN20	LG
C.Schmidt	8	347	43.4	41.6	0	2	57
Total	8	347	43.4	41.6	0	2	57

PUNT RETURNS	NO	YDS	AVG	FC	LG	TD
L.McKelvin	3	13	4.3	1	12	0
[DOWNED]	1	0	0.0	0	0	0
Total	3	13	4.3	1	12	0

KICKOFF RETURNS	NO	YDS	AVG	FC	LG	TD
D.Herron	1	22	22.0	0	22	0
[TOUCHBACK]	3	0	0.0	0	0	0
Total	1	22	22.0	0	22	0

New York Jets

RUSHING	ATT	YDS	AVG	LG	TD
C.Ivory	18	99	5.5	21	0
R.Fitzpatrick	3	30	10.0	16	0
S.Ridley	3	-1	-0.3	3	0
Total	24	128	5.3	21	0

PASSING	ATT	CMP	YDS	SK/YD	TD	LG	IN	RT
R.Fitzpatrick	34	15	193	1/3	2	36	2	57.6
Total	34	15	193	1/3	2	36	2	57.6

PASS RECEIVING	TAR	REC	YDS	AVG	LG	TD
E.Decker	11	6	85	14.2	31	1
B.Marshall	10	3	23	7.7	14	1
C.Ivory	3	2	36	18.0	36	0
D.Smith	1	1	22	22.0	22	0
T.Bohanon	1	1	18	18.0	18	0
J.Kerley	3	1	7	7.0	7	0
K.Thompkins	4	1	2	2.0	2	0
K.Davis	1	0	0	0.0	0	0
Total	34	15	193	12.9	36	2

INTERCEPTIONS	NO	YDS	AVG	LG	TD
Total	0	0	0	0	0

PUNTING	NO	YDS	AVG	NET	TB	IN20	LG
R.Quigley	5	258	51.6	49.0	0	1	68
Total	5	258	51.6	49.0	0	1	68

PUNT RETURNS	NO	YDS	AVG	FC	LG	TD
J.Kerley	4	14	3.5	1	6	0
[DOWNED]	2	0	0.0	0	0	0
[OUT OF BOUNDS]	1	0	0.0	0	0	0
Total	4	14	3.5	1	6	0

KICKOFF RETURNS	NO	YDS	AVG	FC	LG	TD
D.Smith	1	21	21.0	0	21	0
K.Thompkins	1	17	17.0	0	17	0
Z.Stacy	1	9	9.0	0	9	0
[TOUCHBACK]	3	0	0.0	0	0	0
Total	3	47	15.7	0	21	0

Buffalo Bills

FUMBLES	FUM	LOST	OWN-REC	YDS	TD	FORCED	OPP-REC	YDS	TD	OUT-BDS
C.Schmidt	1	0	1	-15	0	0	0	0	0	0
B.Rambo	0	0	0	0	0	2	1	0	0	0
Du.Williams	0	0	0	0	0	0	1	19	1	0
Total	1	0	1	-15	0	2	2	19	1	0

New York Jets

FUMBLES	FUM	LOST	OWN-REC	YDS	TD	FORCED	OPP-REC	YDS	TD	OUT-BDS
C.Ivory	1	1	0	0	0	0	0	0	0	0
D.Smith	1	1	0	0	0	0	0	0	0	0
Total	2	2	0	0	0	0	0	0	0	0

Buffalo Bills vs New York Jets

11/12/2015 at MetLife

Final Team Statistics

	Visitor Bills	Home Jets
TOTAL FIRST DOWNS	13	15
By Rushing	7	6
By Passing	6	9
By Penalty	0	0
THIRD DOWN EFFICIENCY	5-16-31%	3-13-23%
FOURTH DOWN EFFICIENCY	0-1-0%	1-3-33%
TOTAL NET YARDS	280	318
Total Offensive Plays (inc. times thrown passing)	64	59
Average gain per offensive play	4.4	5.4
NET YARDS RUSHING	148	128
Total Rushing Plays	33	24
Average gain per rushing play	4.5	5.3
Tackles for a loss-number and yards	5-10	2-5
NET YARDS PASSING	132	190
Times thrown - yards lost attempting to pass	4-26	1-3
Gross yards passing	158	193
PASS ATTEMPTS-COMPLETIONS-HAD INTERCEPTED	27-17-0	34-15-2
Avg gain per pass play (inc.# thrown passing)	4.3	5.4
KICKOFFS Number-In End Zone-Touchbacks	6-5-3	4-4-3
PUNTS Number and Average	8-43.4	5-51.6
Had Blocked	0	0
FGs - PATs Had Blocked	0-0	0-0
Net Punting Average	41.6	49.0
TOTAL RETURN YARDAGE (Not Including Kickoffs)	29	14
No. and Yards Punt Returns	3-13	4-14
No. and Yards Kickoff Returns	1-22	3-47
No. and Yards Interception Returns	2-16	0-0
PENALTIES Number and Yards	5-44	3-20
FUMBLES Number and Lost	1-0	2-2
TOUCHDOWNS	2	2
Rushing	0	0
Passing	1	2
Fumbles	1	0
EXTRA POINTS Made-Attempts	1-2	2-2
Kicking Made-Attempts	1-2	2-2
FIELD GOALS Made-Attempts	3-3	1-1
RED ZONE EFFICIENCY	0-1-0%	1-3-33%
GOAL TO GO EFFICIENCY	0-1-0%	0-0-0%
SAFETIES	0	0
FINAL SCORE	22	17
TIME OF POSSESSION	33:16	26:44

Ball Possession And Drive Chart

Buffalo Bills

#	Time Recd	Time Lost	Time Poss	How Ball Obtained	Drive Began	# Play	Yds Gain	Yds Pen	Net Yds	1st Down	Last Scrm	How Given Up
1	14:29	13:12	1:17	Punt	BUF 18	3	7	-9	-2	0	BUF 16	Punt
2	11:44	8:58	2:46	Punt	BUF 24	4	17	0	17	1	BUF 41	Punt
3	4:01	0:00	4:01	Kickoff	BUF 20	6	19	-10	9	1	BUF 29	Punt
4	13:30	10:24	3:06	Punt	BUF 39	5	11	0	11	1	50	Punt
5	7:15	5:47	1:28	Interception	NYJ 34	4	5	0	5	0	NYJ 29	Field Goal
6	4:50	0:03	4:47	Punt	BUF 19	12	57	0	57	4	NYJ 24	Field Goal
7	15:00	11:15	3:45	Kickoff	BUF 20	7	80	0	80	3	NYJ 26	Touchdown
8	11:06	8:42	2:24	Fumble	NYJ 23	5	12	0	12	1	* NYJ 11	Field Goal
9	4:39	2:49	1:50	Kickoff	BUF 20	3	8	0	8	0	BUF 28	Punt
10	14:50	13:21	1:29	Downs	BUF 22	3	13	-5	8	0	BUF 30	Punt
11	11:35	10:14	1:21	Punt	BUF 31	3	9	0	9	0	BUF 40	Punt
12	7:23	5:12	2:11	Kickoff	BUF 20	4	-7	0	-7	0	BUF 28	Downs
13	2:58	0:24	2:34	Downs	BUF 7	7	35	0	35	2	BUF 42	Punt
14	0:17	0:00	0:17	Interception	BUF 42	1	-1	0	-1	0	BUF 42	End of Game

(425) Average BUF 30

New York Jets

#	Time Recd	Time Lost	Time Poss	How Ball Obtained	Drive Began	# Play	Yds Gain	Yds Pen	Net Yds	1st Down	Last Scrm	How Given Up
1	15:00	14:29	0:31	Kickoff	NYJ 14	3	0	0	0	0	NYJ 14	Punt
2	13:12	11:44	1:28	Punt	NYJ 27	3	7	0	7	0	NYJ 34	Punt
3	8:58	4:01	4:57	Punt	NYJ 13	10	81	-5	76	4	* BUF 11	Field Goal
4	15:00	13:30	1:30	Punt	NYJ 22	3	-1	0	-1	0	NYJ 21	Punt
5	10:24	7:15	3:09	Punt	NYJ 12	6	22	-5	17	1	NYJ 29	Interception
6	5:47	5:38	0:09	Kickoff		0	0	0	0	0		Fumble
7	5:38	4:50	0:48	Kickoff	NYJ 20	3	0	0	0	0	NYJ 20	Punt
8	0:03	0:00	0:03	Kickoff		0	0	0	0	0		End of Half
9	11:15	11:06	0:09	Kickoff	NYJ 20	1	3	0	3	0	NYJ 20	Fumble
10	8:42	4:39	4:03	Kickoff	NYJ 20	8	80	0	80	5	* BUF 14	Touchdown
11	2:49	14:50	2:59	Punt	NYJ 35	6	43	0	43	2	BUF 20	Downs
12	13:21	11:35	1:46	Punt	NYJ 25	3	8	0	8	0	NYJ 33	Punt
13	10:14	7:23	2:51	Punt	NYJ 31	9	69	0	69	3	BUF 31	Touchdown
14	5:12	2:58	2:14	Downs	BUF 13	4	6	0	6	0	* BUF 7	Downs
15	0:24	0:17	0:07	Punt	NYJ 36	1	0	0	0	0	NYJ 36	Interception

(362) Average NYJ 28

* inside opponent's 20

Time of Possession by Quarter

		1st	2nd	3rd	4th	OT	Total
Visitor	Buffalo Bills	8:04	9:21	7:59	7:52		33:16
Home	New York Jets	6:56	5:39	7:01	7:08		26:44

Kickoff Drive No.-Start Average

Bills: 4 - BUF 20 Jets: 4 - NYJ 18

Final Defensive Statistics

Buffalo Bills

Regular Defensive Plays

Special Teams

Misc

	TKL	AST	COMB	SK	/ YDS	TFL	Q	IN	PD	FF	FR	TKL	AST	FF	FR	BL	TKL	AST	FF	FR
P.Brown	3	5	8	0	0	0	0	0	0	0	0	0	0	0	0	0	0	0	0	0
N.Bradham	4	3	7	0	0	0	0	0	0	0	0	0	0	0	0	0	0	0	0	0
C.Graham	3	2	5	0	0	0	1	1	1	0	0	0	0	0	0	0	0	0	0	0
L.McKelvin	3	1	4	0	0	0	0	0	0	0	0	0	0	0	0	0	0	0	0	0
A.Carrington	2	2	4	0	0	0	0	0	0	0	0	0	0	0	0	0	0	0	0	0
R.Darby	3	0	3	0	0	1	0	0	3	0	0	0	0	0	0	0	0	0	0	0
M.Dareus	2	1	3	1	3	1	1	0	0	0	0	0	0	0	0	0	0	0	0	0
J.Hughes	2	1	3	0	0	1	1	0	0	0	0	0	0	0	0	0	0	0	0	0
S.Gilmore	2	0	2	0	0	0	0	0	2	0	0	0	0	0	0	0	0	0	0	0
B.Rambo	2	0	2	0	0	0	0	1	1	1	1	1	0	1	0	0	0	0	0	0
M.Lawson	2	0	2	0	0	1	0	0	1	0	0	0	0	0	0	0	0	0	0	0
Du.Williams	2	0	2	0	0	1	0	0	0	0	0	0	0	0	1	0	0	0	0	0
C.Bryant	0	1	1	0	0	0	0	0	0	0	0	0	0	0	0	0	0	0	0	0
R.Brooks	0	0	0	0	0	0	0	0	0	0	0	2	1	0	0	0	0	0	0	0
J.Meeks	0	0	0	0	0	0	0	0	0	0	0	2	0	0	0	0	0	0	0	0
C.Hogan	0	0	0	0	0	0	0	0	0	0	0	1	0	0	0	0	0	0	0	0
M.Easley	0	0	0	0	0	0	0	0	0	0	0	0	1	0	0	0	0	0	0	0
C.Schmidt	0	0	0	0	0	0	0	0	0	0	0	0	0	0	0	0	0	0	0	1
Total	30	16	46	1	3	5	3	2	8	1	1	6	2	1	1	0	0	0	0	1

TKL = Tackle AST = Assist COMB = Combined QH=QB Hit IN = Interception PD = Pass Defense FF = Forced Fumble FR = Fumble Recovery

New York Jets

Regular Defensive Plays

Special Teams

Misc

	TKL	AST	COMB	SK	/ YDS	TFL	QH	IN	PD	FF	FR	TKL	AST	FF	FR	BL	TKL	AST	FF	FR
D.Harris	3	6	9	1	7	1	2	0	0	0	0	0	0	0	0	0	0	0	0	0
D.Davis	6	2	8	1	1	1	2	0	0	0	0	0	0	0	0	0	0	0	0	0
M.Gilchrist	4	3	7	0	0	0	0	0	0	0	0	0	0	0	0	0	0	0	0	0
R.Miles	4	3	7	0	0	0	0	0	0	0	0	0	0	0	0	0	0	0	0	0
M.Wilkerson	3	3	6	2	18	2	3	0	0	0	0	0	0	0	0	0	0	0	0	0
L.Williams	3	3	6	0	0	1	0	0	0	0	0	0	0	0	0	0	0	0	0	0
S.Richardson	1	3	4	0	0	0	1	0	0	0	0	0	0	0	0	0	0	0	0	0
D.Revis	3	0	3	0	0	0	0	0	1	0	0	0	0	0	0	0	0	0	0	0
M.Williams	2	1	3	0	0	0	0	0	0	0	0	0	0	0	0	0	0	0	0	0
C.Pace	1	2	3	0	0	0	0	0	0	0	0	0	0	0	0	0	0	0	0	0
D.Harrison	1	1	2	0	0	0	0	0	0	0	0	0	0	0	0	0	0	0	0	0
L.Mauldin	1	0	1	0	0	0	0	0	0	0	0	0	0	0	0	0	0	0	0	0
B.Skrine	1	0	1	0	0	0	0	0	0	0	0	0	0	0	0	0	0	0	0	0
J.Lattimore	1	0	1	0	0	1	0	0	0	0	0	0	0	0	0	0	0	0	0	0
S.Bowen	0	1	1	0	0	0	0	0	0	0	0	0	0	0	0	0	0	0	0	0
D.Smith	0	0	0	0	0	0	0	0	0	0	0	2	0	0	0	0	0	0	0	0
T.Purdum	0	0	0	0	0	0	0	0	0	0	0	1	0	0	0	0	0	0	0	0
E.Henderson	0	0	0	0	0	0	0	0	0	0	0	1	0	0	0	0	0	0	0	0
N.Mangold	0	0	0	0	0	0	0	0	0	0	0	0	0	0	0	0	1	0	0	0
C.Ivory	0	0	0	0	0	0	0	0	0	0	0	0	0	0	0	0	1	0	0	0
K.Thompkins	0	0	0	0	0	0	0	0	0	0	0	0	0	0	0	0	1	0	0	0
Total	34	28	62	4	26	6	8	0	1	0	0	4	0	0	0	0	3	0	0	0

11/12/2015 at MetLife

PERIOD SCORES

TIME OF POSSESSION

Scoring Plays

	Buffalo Bills	New York Jets
TOTAL FIRST DOWNS	7	5
First Downs Rushing-Passing-by Penalty	5 - 2 - 0	1 - 4 - 0
THIRD DOWN EFFICIENCY	3-8-38%	2-8-25%
TOTAL NET YARDS	116	109
Total Offensive Plays	32	27
NET YARDS RUSHING	76	22
NET YARDS PASSING	40	87
Gross Yards Passing	59	90
Times thrown-yards lost attempting to pass	3-19	1-3
Pass Attempts-Completions-Had Intercepted	15 - 9 - 0	17 - 5 - 1
Punts-Number and Average	4 - 48	4 - 52.8
Penalties-Number and Yards	3 - 29	2 - 10
Fumbles-Number and Lost	0 - 0	1 - 1
Red Zone Efficiency	0-0-0%	0-1-0%
Average Drive Start	BUF 31	NYJ 18

Buffalo Bills									New York Jets										
RUSHING		ATT	YDS	AVG	LG	TD			RUSHING		ATT	YDS	AVG	LG	TD				
L.McCoy		8	63	7.9	15	0			C.Ivory		7	23	3.3	10	0				
Ka.Williams		3	10	3.3	8	0			S.Ridley		2	-1	-0.5	3	0				
T.Taylor		3	3	1.0	4	0													
Total		14	76	5.4	15	0			Total		9	22	2.4	10	0				
PASSING		ATT	CMP	YDS	SK/YD	TD	LG	IN	RT	PASSING		ATT	CMP	YDS	SK/YD	TD	LG	IN	RT
T.Taylor		15	9	59	3/19	0	15	0	68.5	R.Fitzpatrick		17	5	90	1/3	0	36	1	24.6
Total		15	9	59	3/19	0	15	0	68.5	Total		17	5	90	1/3	0	36	1	24.6
PASS RECEIVING		TAR	REC	YDS	AVG	LG	TD			PASS RECEIVING		TAR	REC	YDS	AVG	LG	TD		
L.McCoy		3	3	22	7.3	15	0			C.Ivory		1	1	36	36.0	36	0		
R.Woods		3	2	19	9.5	10	0			D.Smith		1	1	22	22.0	22	0		
S.Watkins		6	2	10	5.0	6	0			T.Bohanon		1	1	18	18.0	18	0		
C.Clay		2	2	8	4.0	7	0			E.Decker		5	1	7	7.0	7	0		
										J.Kerley		3	1	7	7.0	7	0		
										B.Marshall		5	0	0	0.0	0	0		
										K.Thompkins		1	0	0	0.0	0	0		
Total		14	9	59	6.6	15	0			Total		17	5	90	18.0	36	0		

[illegible]

11/12/2015 at MetLife

[illegible]

Play By Play

First Quarter

11/12/2015

BUF wins the coin toss and elects to defer. NYJ elects to Receive, and BUF elects to defend the east goal.

J.Gay kicks 68 yards from BUF 35 to NYJ -3. K.Thompkins to NYJ 14 for 17 yards (C.Hogan).

New York Jets at 15:00, (1st play from scrimmage 14:57)

- 1-10-NYJ 14 (14:57) (Shotgun) R.Fitzpatrick pass incomplete deep left to B.Marshall (R.Darby).
- 2-10-NYJ 14 (14:51) (Shotgun) R.Fitzpatrick pass incomplete deep left to E.Decker.
- 3-10-NYJ 14 (14:46) (Shotgun) R.Fitzpatrick pass incomplete deep middle to K.Thompkins [J.Hughes].
- 4-10-NYJ 14 (14:41) R.Quigley punts 68 yards to BUF 18, Center-T.Purdum, downed by NYJ-D.Smith.

Buffalo Bills at 14:29

- 1-10-BUF 18 (14:29) (Shotgun) T.Taylor pass incomplete deep middle to S.Watkins.
- 2-10-BUF 18 (14:21) (Shotgun) L.McCoy left guard to BUF 18 for no gain (S.Richardson).
PENALTY on BUF-M.Mulligan, Offensive Holding, 9 yards, enforced at BUF 18 - No Play.
- 2-19-BUF 9 (14:00) (Shotgun) T.Taylor pass short right to C.Clay pushed ob at BUF 16 for 7 yards (D.Davis).
- 3-12-BUF 16 (13:25) (Shotgun) T.Taylor pass incomplete deep left [D.Harris].
- 4-12-BUF 16 (13:19) C.Schmidt punts 57 yards to NYJ 27, Center-G.Sanborn, fair catch by J.Kerley.

New York Jets at 13:12

- 1-10-NYJ 27 (13:12) (Shotgun) C.Ivory up the middle to NYJ 27 for no gain (M.Dareus).
- 2-10-NYJ 27 (12:35) (No Huddle, Shotgun) R.Fitzpatrick pass incomplete short middle to E.Decker (M.Lawson).
- 3-10-NYJ 27 (12:31) (Shotgun) R.Fitzpatrick pass short middle to J.Kerley to NYJ 34 for 7 yards (L.McKelvin).
- 4-3-NYJ 34 (11:55) R.Quigley punts 54 yards to BUF 12, Center-T.Purdum. L.McKelvin to BUF 24 for 12 yards (D.Smith).

Buffalo Bills at 11:44

- 1-10-BUF 24 (11:44) (Shotgun) L.McCoy up the middle to BUF 39 for 15 yards (M.Gilchrist).
- 1-10-BUF 39 (11:09) (Shotgun) T.Taylor left end to BUF 36 for -3 yards (S.Richardson; R.Miles).
- 2-13-BUF 36 (10:27) (Shotgun) T.Taylor pass short left to L.McCoy to BUF 39 for 3 yards (R.Miles).
- 3-10-BUF 39 (9:40) (Shotgun) T.Taylor scrambles up the middle to BUF 41 for 2 yards (L.Mauldin).
- 4-8-BUF 41 (9:06) C.Schmidt punts 43 yards to NYJ 16, Center-G.Sanborn. J.Kerley to NYJ 13 for -3 yards (R.Brooks).

R1

New York Jets at 8:58

- 1-10-NYJ 13 (8:58) C.Ivory left tackle to NYJ 17 for 4 yards (N.Bradham).
- 2-6-NYJ 17 (8:20) C.Ivory right end to NYJ 21 for 4 yards (R.Darby).
- 3-2-NYJ 21 (7:34) (Shotgun) *PENALTY on NYJ-R.Fitzpatrick, Delay of Game, 5 yards, enforced at NYJ 21 - No Play.*
- 3-7-NYJ 16 (7:07) (Shotgun) R.Fitzpatrick pass short left to E.Decker to NYJ 23 for 7 yards (S.Gilmore).
Buffalo challenged the first down ruling, and the play was Upheld. The ruling on the field stands. (Timeout #1.)
- 1-10-NYJ 23 (6:48) R.Fitzpatrick pass short right to T.Bohanon to NYJ 41 for 18 yards (N.Bradham).
- 1-10-NYJ 41 (6:25) R.Fitzpatrick pass short middle to C.Ivory to BUF 23 for 36 yards (C.Graham; J.Hughes).
- 1-10-BUF 23 (5:40) C.Ivory up the middle to BUF 13 for 10 yards (C.Graham; N.Bradham).
- 1-10-BUF 13 (4:59) C.Ivory up the middle to BUF 11 for 2 yards (P.Brown; C.Bryant).
- 2-8-BUF 11 (4:13) (Shotgun) R.Fitzpatrick pass incomplete short right to B.Marshall.
Penalty on NYJ-E.Decker, Offensive Pass Interference, declined.
- 3-8-BUF 11 (4:09) (Shotgun) R.Fitzpatrick pass incomplete short middle to E.Decker.
- 4-8-BUF 11 (4:03) **R.Bullock 29 yard field goal is GOOD, Center-T.Purdum, Holder-R.Quigley.**

P1

P2

P3

R4

BUF 0 NYJ 3, 10 plays, 76 yards, 4:57 drive, 10:59 elapsed

R.Bullock kicks 65 yards from NYJ 35 to end zone, Touchback.

Buffalo Bills at 4:01

- 1-10-BUF 20 (4:01) T.Taylor sacked at BUF 13 for -7 yards (D.Harris).
- 2-17-BUF 13 (3:16) (Shotgun) T.Taylor pass short right to L.McCoy to BUF 28 for 15 yards (C.Pace) [M.Wilkerson].
- 3-2-BUF 28 (2:25) (Shotgun) T.Taylor pass short right to S.Watkins ran ob at BUF 32 for 4 yards.
- 1-10-BUF 32 (1:52) L.McCoy up the middle to BUF 35 for 3 yards (D.Harrison; D.Harris).
- 2-7-BUF 35 (1:17) T.Taylor pass short left to S.Watkins to BUF 46 for 11 yards (D.Davis).
PENALTY on BUF-R.Incognito, Offensive Holding, 10 yards, enforced at BUF 35 - No Play.
- 2-17-BUF 25 (:45) (Shotgun) T.Taylor pass incomplete short right to S.Watkins.
- 3-17-BUF 25 (:42) T.Taylor left tackle to BUF 29 for 4 yards (D.Davis).
- 4-13-BUF 29 (:12) C.Schmidt punts 54 yards to NYJ 17, Center-G.Sanborn. J.Kerley to NYJ 22 for 5 yards (R.Brooks).

P2

Buffalo Bills vs New York Jets at MetLife								
END OF QUARTER	Score	Time Poss	First Downs				Efficiencies	
			R	P	X	T	3 Down	4 Down
Buffalo Bills	0	8:04	1	1	0	2	1/4	0/0
New York Jets	3	6:56	1	3	0	4	1/4	0/0

Second Quarter

11/12/2015

Play By Play

New York Jets continued.

New York Jets at 15:00

- 1-10-NYJ 22 (15:00) S.Ridley up the middle to NYJ 25 for 3 yards (P.Brown; A.Carrington).
 2-7-NYJ 25 (14:23) S.Ridley right guard to NYJ 21 for -4 yards (Du.Williams).
 3-11-NYJ 21 (13:43) (Shotgun) R.Fitzpatrick pass incomplete short right to J.Kerley (R.Darby).
 4-11-NYJ 21 (13:39) R.Quigley punts 40 yards to BUF 39, Center-T.Purdum, fair catch by L.McKelvin.

Buffalo Bills at 13:30

- 1-10-BUF 39 (13:30) (Shotgun) L.McCoy right tackle to BUF 41 for 2 yards (M.Wilkerson; C.Pace).
 2-8-BUF 41 (12:44) (Shotgun) L.McCoy up the middle to NYJ 47 for 12 yards (M.Williams).
1-10-NYJ 47 (12:14) Ka.Williams left guard to NYJ 39 for 8 yards (D.Harris; M.Williams).
 2-2-NYJ 39 (11:43) (Shotgun) Ka.Williams left end to NYJ 39 for no gain (L.Williams).
 3-2-NYJ 39 (11:06) T.Taylor sacked at 50 for -11 yards (M.Wilkerson).
 4-13-50 (10:32) C.Schmidt punts 38 yards to NYJ 12, Center-G.Sanborn, downed by BUF-J.Meeks.

R3

New York Jets at 10:24

- 1-10-NYJ 12 (10:24) C.Ivory left guard to NYJ 15 for 3 yards (P.Brown; A.Carrington).
 2-7-NYJ 15 (9:46) R.Fitzpatrick pass incomplete deep middle to B.Marshall.
 3-7-NYJ 15 (9:38) (Shotgun) R.Fitzpatrick pass deep left to D.Smith to NYJ 37 for 22 yards (S.Gilmore).
1-10-NYJ 37 (9:05) (Shotgun) C.Ivory left guard to NYJ 37 for no gain (P.Brown; N.Bradham).
 2-10-NYJ 37 (8:31) (Shotgun) *PENALTY on NYJ-B.Giacomini, False Start, 5 yards, enforced at NYJ 37 - No Play.*
 2-15-NYJ 32 (8:08) (Shotgun) R.Fitzpatrick sacked at NYJ 29 for -3 yards (M.Dareus).
 3-18-NYJ 29 (7:27) (Shotgun) R.Fitzpatrick pass deep middle intended for B.Marshall INTERCEPTED by C.Graham (S.Gilmore) at 50. C.Graham to NYJ 34 for 16 yards (N.Mangold).

P5

Buffalo Bills at 7:15

- 1-10-NYJ 34 (7:15) (Shotgun) T.Taylor pass short right to L.McCoy to NYJ 30 for 4 yards (M.Gilchrist).
 2-6-NYJ 30 (6:35) L.McCoy right guard to NYJ 29 for 1 yard (D.Harrison).
 3-5-NYJ 29 (5:55) (Shotgun) T.Taylor pass incomplete short left to S.Watkins [D.Davis].
 4-5-NYJ 29 (5:51) **D.Carpenter 47 yard field goal is GOOD, Center-G.Sanborn, Holder-C.Schmidt.**

BUF 3 NYJ 3, 4 plays, 5 yards, 1:28 drive, 9:13 elapsed
--

J.Gay kicks 70 yards from BUF 35 to NYJ -5. D.Smith to NYJ 16 for 21 yards (B.Rambo). FUMBLES (B.Rambo), RECOVERED by BUF-Du.Williams at NYJ 19. Du.Williams for 19 yards, TOUCHDOWN.

Buffalo Bills at 5:38

D.Carpenter extra point is No Good, Wide Left, Center-G.Sanborn, Holder-C.Schmidt.

BUF 9 NYJ 3, 0 plays, 19 yards, 0:00 drive , 9:22 elapsed
--

J.Gay kicks 65 yards from BUF 35 to end zone, Touchback.

New York Jets at 5:38

- 1-10-NYJ 20 (5:38) R.Fitzpatrick pass incomplete short left to B.Marshall.
 2-10-NYJ 20 (5:34) (Shotgun) R.Fitzpatrick pass short left to E.Decker to NYJ 26 for 6 yards (J.Hughes).
 Buffalo challenged the pass completion ruling, and the play was REVERSED.
 (Shotgun) R.Fitzpatrick pass incomplete short left to E.Decker.
 3-10-NYJ 20 (5:09) (Shotgun) R.Fitzpatrick pass incomplete short left to J.Kerley (S.Gilmore).
 4-10-NYJ 20 (5:03) R.Quigley punts 49 yards to BUF 31, Center-T.Purdum. L.McKelvin to 50 for 19 yards (T.Purdum).
PENALTY on BUF-N.Robey, Offensive Holding, 10 yards, enforced at BUF 29.

Buffalo Bills at 4:50

- 1-10-BUF 19 (4:50) (Shotgun) L.McCoy right end to BUF 30 for 11 yards (D.Harris).
1-10-BUF 30 (4:13) T.Taylor sacked at BUF 29 for -1 yards (D.Davis).
 2-11-BUF 29 (3:30) L.McCoy up the middle to BUF 44 for 15 yards (S.Richardson; M.Gilchrist).
1-10-BUF 44 (2:57) T.Taylor pass short left to S.Watkins to 50 for 6 yards (S.Richardson).
 2-4-50 (2:17) Ka.Williams right end pushed ob at NYJ 48 for 2 yards (D.Revis).

R4

R5

Two-Minute Warning

- 3-2-NYJ 48 (2:00) (Shotgun) L.McCoy right end to NYJ 44 for 4 yards (L.Williams).
1-10-NYJ 44 (1:19) (Shotgun) T.Taylor pass incomplete deep right to S.Watkins (D.Revis).
 2-10-NYJ 44 (1:10) (Shotgun) T.Taylor pass short right to C.Clay pushed ob at NYJ 43 for 1 yard (R.Miles).
 3-9-NYJ 43 (:27) (Shotgun) T.Taylor pass short right to R.Woods pushed ob at NYJ 33 for 10 yards (M.Williams).

R6

P7

Buffalo Bills vs New York Jets at MetLife

- 1-10-NYJ 33 (:21) (Shotgun) T.Taylor pass incomplete short right to R.Woods.
- 2-10-NYJ 33 (:15) (Shotgun) T.Taylor pass short left to R.Woods pushed ob at NYJ 24 for 9 yards (D.Revis).
- 3-1-NYJ 24 (:07) D.Carpenter 41 yard field goal is GOOD, Center-G.Sanborn, Holder-C.Schmidt.

BUF 12 NYJ 3, 12 plays, 57 yards, 4:47 drive, 14:57 elapsed

J.Gay kicks 63 yards from BUF 35 to NYJ 2. Z.Stacy to NYJ 11 for 9 yards (J.Meeks). NYJ-Z.Stacy was injured during the play. He is Out.

END OF QUARTER

	Score	Time	First Downs				Efficiencies	
		Poss	R	P	X	T	3 Down	4 Down
Buffalo Bills	12	9:21	4	1	0	5	2/4	0/0
New York Jets	3	5:39	0	1	0	1	1/4	0/0

Third Quarter

11/12/2015

Play By Play

BUF elects to Receive, and NYJ elects to defend the East goal.

R.Bullock kicks 65 yards from NYJ 35 to end zone, Touchback.

Buffalo Bills at 15:00

1-10-BUF 20	(15:00) (Shotgun) T.Taylor pass short right to C.Clay pushed ob at BUF 27 for 7 yards (D.Harris).	
2-3-BUF 27	(14:22) (Shotgun) T.Taylor pass short right to C.Clay to NYJ 48 for 25 yards (M.Gilchrist; S.Richardson).	P8
1-10-NYJ 48	(13:50) (Shotgun) L.McCoy left end pushed ob at NYJ 40 for 8 yards (R.Miles).	
	Timeout #1 by BUF at 13:12.	
2-2-NYJ 40	(13:12) (Shotgun) Ka.Williams up the middle to NYJ 39 for 1 yard (D.Davis; L.Williams).	
3-1-NYJ 39	(12:35) (Shotgun) Ka.Williams left tackle ran ob at NYJ 26 for 13 yards.	R9
1-10-NYJ 26	(12:06) (Shotgun) L.McCoy up the middle to NYJ 26 for no gain (M.Wilkerson; D.Davis).	
2-10-NYJ 26	(11:24) (Shotgun) T.Taylor pass deep middle to Ka.Williams for 26 yards, TOUCHDOWN.	P10
	D.Carpenter extra point is GOOD, Center-G.Sanborn, Holder-C.Schmidt.	

BUF 19 NYJ 3, 7 plays, 80 yards, 3:45 drive, 3:45 elapsed

J.Gay kicks 65 yards from BUF 35 to end zone, Touchback.

New York Jets at 11:15

1-10-NYJ 20	(11:15) (Shotgun) C.Ivory right guard to NYJ 23 for 3 yards (B.Rambo). FUMBLES (B.Rambo), RECOVERED by BUF-B.Rambo at NYJ 23. B.Rambo to NYJ 23 for no gain (C.Ivory).	
-------------	--	--

Buffalo Bills at 11:06

1-10-NYJ 23	(11:06) (Shotgun) T.Taylor pass short left to L.McCoy to NYJ 6 for 17 yards (D.Davis).	P11
1-6-NYJ 6	(10:23) T.Taylor sacked at NYJ 13 for -7 yards (M.Wilkerson).	
2-13-NYJ 13	(9:35) (Shotgun) T.Taylor up the middle to NYJ 11 for 2 yards (M.Wilkerson).	
3-11-NYJ 11	(8:50) (Shotgun) T.Taylor pass incomplete short middle to R.Woods.	
4-11-NYJ 11	(8:46) D.Carpenter 29 yard field goal is GOOD, Center-G.Sanborn, Holder-C.Schmidt.	

BUF 22 NYJ 3, 5 plays, 12 yards, 2:24 drive, 6:18 elapsed

J.Gay kicks 65 yards from BUF 35 to end zone, Touchback.

New York Jets at 8:42

1-10-NYJ 20	(8:42) (Shotgun) R.Fitzpatrick pass short left to B.Marshall pushed ob at NYJ 31 for 11 yards (B.Rambo).	P6
1-10-NYJ 31	(8:00) (Shotgun) R.Fitzpatrick pass deep middle to E.Decker to BUF 49 for 20 yards (N.Bradham).	P7
1-10-BUF 49	(7:15) (Shotgun) R.Fitzpatrick pass short middle to E.Decker to BUF 40 for 9 yards (P.Brown).	
2-1-BUF 40	(6:39) C.Ivory right end pushed ob at BUF 35 for 5 yards (R.Darby).	R8
1-10-BUF 35	(6:10) R.Fitzpatrick pass incomplete short left to C.Ivory.	
2-10-BUF 35	(6:05) (Shotgun) C.Ivory right tackle to BUF 17 for 18 yards (C.Graham).	R9
1-10-BUF 17	(5:20) (Shotgun) C.Ivory right tackle to BUF 14 for 3 yards (L.McKelvin; N.Bradham). BUF-N.Bradham was injured during the play.	
2-7-BUF 14	(4:46) (Shotgun) R.Fitzpatrick pass short left to B.Marshall for 14 yards, TOUCHDOWN.	P10
	R.Bullock extra point is GOOD, Center-T.Purdum, Holder-R.Quigley.	

BUF 22 NYJ 10, 8 plays, 80 yards, 4:03 drive, 10:21 elapsed

R.Bullock kicks 67 yards from NYJ 35 to BUF -2. D.Herron to BUF 20 for 22 yards (E.Henderson).

Timeout #2 by BUF at 04:33.

Buffalo Bills at 4:39, (1st play from scrimmage 4:33)

1-10-BUF 20	(4:33) (Shotgun) T.Taylor pass incomplete short right to R.Woods.	
2-10-BUF 20	(4:26) (Shotgun) T.Taylor left end to BUF 28 for 8 yards (D.Revis).	
3-2-BUF 28	(3:32) (Shotgun) T.Taylor pass short right to R.Woods to BUF 28 for no gain (B.Skrine).	
4-2-BUF 28	(2:57) C.Schmidt punts 37 yards to NYJ 35, Center-G.Sanborn, out of bounds.	

New York Jets at 2:49

1-10-NYJ 35	(2:49) R.Fitzpatrick scrambles up the middle to BUF 49 for 16 yards (M.Lawson).	R11
1-10-BUF 49	(2:09) C.Ivory left tackle to BUF 28 for 21 yards (Du.Williams).	R12
1-10-BUF 28	(1:27) R.Fitzpatrick pass short middle to C.Ivory to BUF 28 for no gain (A.Carrington).	
2-10-BUF 28	(:46) (Shotgun) R.Fitzpatrick scrambles up the middle to BUF 20 for 8 yards (L.McKelvin).	

END OF QUARTER

	Score	Time Poss	First Downs				Efficiencies	
			R	P	X	T	3 Down	4 Down
Buffalo Bills	22	7:59	1	3	0	4	1/3	0/0
New York Jets	10	7:01	4	3	0	7	0/0	0/0

Fourth Quarter

11/12/2015

Play By Play

New York Jets continued.

- 3-2-BUF 20 (15:00) (Shotgun) R.Fitzpatrick pass incomplete short right to E.Decker [C.Graham].
- 4-2-BUF 20 (14:57) (Shotgun) R.Fitzpatrick pass short right to B.Marshall to BUF 22 for -2 yards (R.Darby). NYJ-B.Marshall was injured during the play.

Buffalo Bills at 14:50

- 1-10-BUF 22 (14:50) (Shotgun) L.McCoy right end to BUF 21 for -1 yards (R.Miles; C.Pace).
- 2-11-BUF 21 (14:12) T.Taylor pass incomplete short left to C.Clay [S.Richardson].
- 3-11-BUF 21 (14:12) (Shotgun) *PENALTY on BUF-T.Taylor, Delay of Game, 5 yards, enforced at BUF 21 - No Play.*
- 3-16-BUF 16 (14:07) (Shotgun) L.McCoy left guard to BUF 30 for 14 yards (M.Gilchrist).
- 4-2-BUF 30 (13:36) C.Schmidt punts 45 yards to NYJ 25, Center-G.Sanborn, downed by BUF-R.Brooks.

New York Jets at 13:21

- 1-10-NYJ 25 (13:21) (Shotgun) C.Ivory right tackle to NYJ 31 for 6 yards (C.Graham).
- 2-4-NYJ 31 (12:50) (Shotgun) S.Ridley up the middle to NYJ 31 for no gain (J.Hughes).
- 3-4-NYJ 31 (12:15) (Shotgun) R.Fitzpatrick pass short right to K.Thompkins to NYJ 33 for 2 yards (P.Brown).
- 4-2-NYJ 33 (11:44) R.Quigley punts 47 yards to BUF 20, Center-T.Purdum. L.McKelvin to BUF 21 for 1 yard (D.Smith).
- PENALTY on NYJ-R.Miles, Offensive Holding, 10 yards, enforced at BUF 21.*

Buffalo Bills at 11:35

- 1-10-BUF 31 (11:35) T.Taylor pass incomplete short right to R.Woods.
- 2-10-BUF 31 (11:31) L.McCoy right guard to BUF 28 for -3 yards (R.Miles; D.Harris).
- Timeout #3 by BUF at 10:46.
- 3-13-BUF 28 (10:46) (Shotgun) T.Taylor pass short right to C.Clay ran ob at BUF 40 for 12 yards.
- 4-1-BUF 40 (10:22) C.Schmidt punts 35 yards to NYJ 25, Center-G.Sanborn. J.Kerley pushed ob at NYJ 31 for 6 yards (R.Brooks; M.Easley).

New York Jets at 10:14

- 1-10-NYJ 31 (10:14) (Shotgun) R.Fitzpatrick pass incomplete deep right to B.Marshall.
- 2-10-NYJ 31 (10:09) (Shotgun) C.Ivory left end pushed ob at NYJ 40 for 9 yards (C.Graham).
- 3-1-NYJ 40 (9:38) C.Ivory left guard to NYJ 41 for 1 yard (P.Brown). R13
- 1-10-NYJ 41 (9:03) (Shotgun) R.Fitzpatrick pass incomplete short middle to K.Thompkins (R.Darby).
- 2-10-NYJ 41 (8:59) (Shotgun) R.Fitzpatrick pass incomplete deep left to B.Marshall.
- 3-10-NYJ 41 (8:51) R.Fitzpatrick up the middle to NYJ 47 for 6 yards (A.Carrington).
- 4-4-NYJ 47 (8:24) (Shotgun) R.Fitzpatrick pass deep right to E.Decker to BUF 34 for 19 yards (L.McKelvin). P14
- 1-10-BUF 34 (8:01) (Shotgun) C.Ivory left guard to BUF 31 for 3 yards (P.Brown; M.Dareus).
- 2-7-BUF 31 (7:28) (No Huddle, Shotgun) **R.Fitzpatrick pass deep middle to E.Decker for 31 yards, TOUCHDOWN.** P15
- R.Bullock extra point is GOOD, Center-T.Purdum, Holder-R.Quigley.

BUF 22 NYJ 17, 9 plays, 69 yards, 2:51 drive, 7:37 elapsed

R.Bullock kicks 65 yards from NYJ 35 to end zone, Touchback.

Buffalo Bills at 7:23

- 1-10-BUF 20 (7:23) (Shotgun) T.Taylor pass short left to L.McCoy to BUF 28 for 8 yards (D.Davis).
- 2-2-BUF 28 (6:45) Ka.Williams right guard to BUF 29 for 1 yard (S.Bowen; D.Harris).
- 3-1-BUF 29 (6:01) Ka.Williams up the middle to BUF 28 for -1 yards (M.Wilkerson; L.Williams).
- 4-2-BUF 28 (5:17) (Punt formation) C.Schmidt FUMBLES (Aborted) at BUF 13, and recovers at BUF 13. C.Schmidt to BUF 13 for no gain (J.Lattimore).

New York Jets at 5:12

- 1-10-BUF 13 (5:12) C.Ivory right end to BUF 5 for 8 yards (N.Bradham).
- 2-2-BUF 5 (4:29) C.Ivory left tackle to BUF 6 for -1 yards (M.Lawson).
- 3-3-BUF 6 (3:47) (Shotgun) R.Fitzpatrick pass short right to E.Decker to BUF 7 for -1 yards (J.Hughes).
- 4-4-BUF 7 (3:02) (Shotgun) R.Fitzpatrick pass incomplete short right to K.Davis.

Buffalo Bills at 2:58

- 1-10-BUF 7 (2:58) (Shotgun) L.McCoy left guard to BUF 10 for 3 yards (D.Harris; L.Williams).
- Timeout #1 by NYJ at 02:53.
- 2-7-BUF 10 (2:53) (Shotgun) L.McCoy left end to BUF 15 for 5 yards (R.Miles).
- Timeout #2 by NYJ at 02:47.
- 3-2-BUF 15 (2:47) (Shotgun) T.Taylor pass short left to S.Watkins ran ob at BUF 19 for 4 yards. P12

Buffalo Bills vs New York Jets at MetLife

R13

1-10-BUF 19 (2:43) (Shotgun) L.McCoy left tackle to BUF 35 for 16 yards (M.Gilchrist).

Timeout #3 by NYJ at 02:28.

1-10-BUF 35 (2:28) (Shotgun) L.McCoy right tackle to BUF 43 for 8 yards (D.Davis).

Two-Minute Warning

2-2-BUF 43 (2:00) (Shotgun) L.McCoy left end to BUF 44 for 1 yard (M.Gilchrist; D.Harris).

3-1-BUF 44 (1:18) (Shotgun) L.McCoy left end to BUF 42 for -2 yards (L.Williams).

4-3-BUF 42 (:35) C.Schmidt punts 38 yards to NYJ 20, Center-G.Sanborn. J.Kerley to NYJ 26 for 6 yards (J.Meeks).

PENALTY on BUF-G.Sanborn, Offensive Holding, 10 yards, enforced at NYJ 26.

New York Jets at 0:24

1-10-NYJ 36 (:24) (Shotgun) R.Fitzpatrick pass deep right intended for K.Thompkins INTERCEPTED by B.Rambo at BUF 42. B.Rambo to BUF 42 for no gain (K.Thompkins).

Buffalo Bills at 0:17

1-10-BUF 42 (:17) T.Taylor kneels to BUF 41 for -1 yards.

END OF QUARTER

		Time Poss	First Downs				Efficiencies	
	Score		R	P	X	T	3 Down	4 Down
Buffalo Bills	22	7:52	1	1	0	2	1/5	0/1
New York Jets	17	7:08	1	2	0	3	1/5	1/3

Miscellaneous Statistics Report

Buffalo Bills vs New York Jets

11/12/2015 at MetLife

Ten Longest Plays for Buffalo Bills

Yards	Qtr	Play Start	Play Description
26	3	2-10-NYJ 26	(11:24) (Shotgun) T.Taylor pass deep middle to Ka.Williams for 26 yards, TOUCHDOWN.
25	3	2-3-BUF 27	(14:22) (Shotgun) T.Taylor pass short right to C.Clay to NYJ 48 for 25 yards (M.Gilchrist; S.Richardson).
17	3	1-10-NYJ 23	(11:06) (Shotgun) T.Taylor pass short left to L.McCoy to NYJ 6 for 17 yards (D.Davis).
16	4	1-10-BUF 19	(2:43) (Shotgun) L.McCoy left tackle to BUF 35 for 16 yards (M.Gilchrist).
15	1	1-10-BUF 24	(11:44) (Shotgun) L.McCoy up the middle to BUF 39 for 15 yards (M.Gilchrist).
15	1	2-17-BUF 13	(3:16) (Shotgun) T.Taylor pass short right to L.McCoy to BUF 28 for 15 yards (C.Pace) [M.Wilkerson].
15	2	2-11-BUF 29	(3:30) L.McCoy up the middle to BUF 44 for 15 yards (S.Richardson; M.Gilchrist).
14	4	3-16-BUF 16	(14:07) (Shotgun) L.McCoy left guard to BUF 30 for 14 yards (M.Gilchrist).
13	3	3-1-NYJ 39	(12:35) (Shotgun) Ka.Williams left tackle ran ob at NYJ 26 for 13 yards.
12	2	2-8-BUF 41	(12:44) (Shotgun) L.McCoy up the middle to NYJ 47 for 12 yards (M.Williams).

Ten Longest Plays for New York Jets

Yards	Qtr	Play Start	Play Description
36	1	1-10-NYJ 41	(6:25) R.Fitzpatrick pass short middle to C.Ivory to BUF 23 for 36 yards (C.Graham; J.Hughes).
31	4	2-7-BUF 31	(7:28) (No Huddle, Shotgun) R.Fitzpatrick pass deep middle to E.Decker for 31 yards, TOUCHDOWN.
22	2	3-7-NYJ 15	(9:38) (Shotgun) R.Fitzpatrick pass deep left to D.Smith to NYJ 37 for 22 yards (S.Gilmore).
21	3	1-10-BUF 49	(2:09) C.Ivory left tackle to BUF 28 for 21 yards (Du.Williams).
20	3	1-10-NYJ 31	(8:00) (Shotgun) R.Fitzpatrick pass deep middle to E.Decker to BUF 49 for 20 yards (N.Bradham).
19	4	4-4-NYJ 47	(8:24) (Shotgun) R.Fitzpatrick pass deep right to E.Decker to BUF 34 for 19 yards (L.McKelvin).
18	1	1-10-NYJ 23	(6:48) R.Fitzpatrick pass short right to T.Bohanon to NYJ 41 for 18 yards (N.Bradham).
18	3	2-10-BUF 35	(6:05) (Shotgun) C.Ivory right tackle to BUF 17 for 18 yards (C.Graham).
16	3	1-10-NYJ 35	(2:49) R.Fitzpatrick scrambles up the middle to BUF 49 for 16 yards (M.Lawson).
14	3	2-7-BUF 14	(4:46) (Shotgun) R.Fitzpatrick pass short left to B.Marshall for 14 yards, TOUCHDOWN.

Touchdown Scoring Information

		Offense	Defense	Special Teams
VISITOR	Buffalo Bills	1	0	1
HOME	New York Jets	2	0	0

Player Scoring Information

Club	Player	TD	Rush TD	Rec TD	KO TD	Punt TD	Int TD	Fum TD	Misc TD	FG	XP	2Pt Rush	2Pt Rec	Sfty	Points
BUF	D.Carpenter	0	0	0	0	0	0	0	0	3	1	0	0	0	10
BUF	Ka.Williams	0	0	1	0	0	0	0	0	0	0	0	0	0	6
NYJ	E.Decker	0	0	1	0	0	0	0	0	0	0	0	0	0	6
NYJ	B.Marshall	0	0	1	0	0	0	0	0	0	0	0	0	0	6
NYJ	R.Bullock	0	0	0	0	0	0	0	0	1	2	0	0	0	5

Possession Detail

	First Half		Second Half		Game	
	Visitor	Home	Visitor	Home	Visitor	Home
Largest Lead	9	3	19	0	19	3
Drives Leading	1	2	8	0	9	2
Time of Possession Leading	4:47	4:39	15:51	0:00	20:38	4:39
Largest Deficit	-3	-9	0	-19	-3	-19
Drives Trailing	3	3	0	7	3	10
Time of Possession Trailing	8:35	1:00	0:00	14:09	8:35	15:09
Times Score Tied Up		1		0		1
Lead Changes		2		0		2

Playtime Percentage

Percent of playtime per player on offense, defense and special teams

Buffalo Bills						New York Jets					
		Offense	Defense	Special Teams				Offense	Defense	Special Teams	
R Incognito	G	65 100%		5	16%	D Ferguson	T	59 100%		3	9%
C Glenn	T	65 100%		5	16%	B Giacomini	T	59 100%		3	9%
S Henderson	T	65 100%		5	16%	J Carpenter	G	59 100%		3	9%
J Miller	G	65 100%		5	16%	B Winters	G	59 100%		3	9%
T Taylor	QB	65 100%				N Mangold	C	59 100%			
E Wood	C	65 100%				R Fitzpatrick	QB	59 100%			
C Clay	TE	62 95%				B Marshall	WR	58 98%			
R Woods	WR	61 94%				E Decker	WR	57 97%			
S Watkins	WR	58 89%				C Ivory	RB	43 73%			
L McCoy	RB	52 80%				K Thompkins	WR	40 68%		2	6%
C Hogan	WR	33 51%		10	31%	J Cumberland	TE	32 54%		22	69%
M Mulligan	TE	26 40%		9	28%	K Davis	TE	20 34%		11	34%
K Williams	RB	13 20%		5	16%	T Bohanon	FB	19 32%		17	53%
J Felton	FB	13 20%		4	12%	J Kerley	WR	9 15%		9	28%
C Gragg	TE	5 8%		5	16%	Z Stacy	RB	8 14%		6	19%
M Easley	WR	1 2%		24	75%	S Ridley	RB	8 14%			
D Moore	WR	1 2%				D Smith	WR	1 2%		11	34%
C Graham	CB		59 100%	12	38%	D Davis	LB		65 100%	6	19%
P Brown	LB		59 100%	12	38%	D Harris	LB		65 100%	6	19%
R Darby	CB		59 100%	3	9%	D Revis	CB		65 100%	5	16%
S Gilmore	CB		59 100%	3	9%	M Gilchrist	FS		65 100%	5	16%
J Hughes	DE		57 97%	3	9%	R Miles	DB		64 98%	11	34%
N Bradham	LB		56 95%	7	22%	M Williams	CB		62 95%	7	22%
M Dareus	DT		56 95%	3	9%	M Wilkerson	DE		62 95%	6	19%
A Carrington	DE		43 73%	3	9%	L Williams	DE		58 89%	6	19%
M Lawson	LB		37 63%	17	53%	S Richardson	DT		58 89%		
N Robey	CB		37 63%	11	34%	D Harrison	NT		52 80%	2	6%
C Bryant	DT		32 54%	7	22%	C Pace	LB		35 54%	6	19%
L McKelvin	CB		30 51%	5	16%	B Skrine	CB		32 49%	9	28%
D Williams	FS		22 37%	11	34%	L Douzable	DE		9 14%	13	41%
B Rambo	SS		17 29%	9	28%	L Mauldin	LB		8 12%	7	22%
I Enemkpali	LB		15 25%			S Bowen	DE		8 12%		
M Williams	DE		8 14%			Q Coples	LB		7 11%	6	19%
T Steward	LB		3 5%	20	62%	D Walls	CB			24	75%
A Tarpley	LB			24	75%	J Lattimore	LB			23	72%
A Dixon	RB			24	75%	E Henderson	LB			23	72%
J Meeks	SS			24	75%	T Reilly	LB			23	72%
R Brooks	CB			24	75%	R Martin	SS			18	56%
G Sanborn	LS			14	44%	D McDougale	CB			18	56%
C Schmidt	P			14	44%	R Quigley	P			8	25%
J Gay	K			6	19%	D Milliner	CB			8	25%
J Mills	T			5	16%	T Purdum	LS			8	25%
K Urbik	C			5	16%	R Bullock	K			7	22%
D Carpenter	K			5	16%	W Johnson	T			3	9%
D Herron	RB			4	12%						

