

# NEW ENGLAND PATRIOTS

# GAME RELEASE



## REGULAR SEASON WEEK 11

## NEW ENGLAND PATRIOTS vs. BUFFALO BILLS



### MEDIA SCHEDULE

#### WEDNESDAY, NOVEMBER 18

9:00 a.m.	Media Check-In and Media Workroom
9:45-10:00 a.m.	Patriots Head Coach Bill Belichick Press Availability (Media Workroom)
11:45 a.m.-12:30 p.m.	Media Availability (Open Locker Room)
TBD	Patriots QB Tom Brady Press Availability
TBD	Media Meal Provided
12:50 p.m.	Media Access to Practice (Upper Grass Fields. Access limited until team drills begin.)

#### THURSDAY, NOVEMBER 19

TBD	Media Check-In and Media Workroom
TBD	Media Availability (Open Locker Room)
TBD	Media Access to Practice (Upper Grass Fields. Access limited until team drills begin.)
<b>Buffalo Bills Conference Calls to New England</b>	
TBD	Bills Head Coach Rex Ryan
TBD	Bills Player

#### FRIDAY, NOVEMBER 20

TBD	Media Check-In and Media Workroom
TBD	Media Access to Practice (Upper Grass Fields. Access limited until team drills begin.)
TBD	Media Availability (Open Locker Room)

#### SATURDAY, NOVEMBER 21

TBD	Media Check-In and Media Workroom
TBD	Media Access to Practice (Upper Grass Fields. Access limited until team drills begin.)
TBD	Media Availability (Open Locker Room)

#### SUNDAY, NOVEMBER 22

No media availability

#### MONDAY, NOVEMBER 23

8:30 p.m. New England Patriots vs. Buffalo Bills

## 2015 PATRIOTS SCHEDULE

### REGULAR SEASON (9-0)

Thurs., Sept. 10	Pittsburgh	28-21	W
Sun., Sept. 20	at Buffalo	40-32	W
Sun., Sept. 27	Jacksonville	51-17	W
Sun., Oct. 4	BYE WEEK		
Sun., Oct. 11	at Dallas	30-6	W
Sun., Oct. 18	at Indianapolis	34-27	W
Sun., Oct. 25	N.Y. Jets	30-23	W
Thurs., Oct. 29	Miami	36-7	W
Sun., Nov. 8	Washington	27-10	W
Sun., Nov. 15	at N.Y. Giants	27-26	W
Mon., Nov. 23	Buffalo	8:30 p.m.	ESPN
Sun., Nov. 29	at Denver	8:30 p.m.	NBC*
Sun., Dec. 6	Philadelphia	4:25 p.m.	FOX*
Sun., Dec. 13	at Houston	1:00 p.m.	CBS*
Sun., Dec. 20	Tennessee	1:00 p.m.	CBS*
Sun., Dec. 27	at N.Y. Jets	1:00 p.m.	CBS*
Sun., Jan. 3	at Miami	1:00 p.m.	CBS*

\*Game time and network subject to possible flexible scheduling adjustment

## 2015 AFC EAST STANDINGS

TEAM	W	L	T	PCT.	PF	PA
NEW ENGLAND	9	0	0	1.000	303	169
Buffalo Bills	5	4	0	.556	231	207
New York Jets	5	4	0	.556	217	184
Miami Dolphins	4	5	0	.444	191	225

### GAME SUMMARY

#### NEW ENGLAND PATRIOTS (9-0) vs. BUFFALO BILLS (5-4)

Monday Nov. 23, 2015 • Gillette Stadium (66,829) • 8:30 p.m. ET

The New England Patriots improved to 9-0 with last week's win at the New York Giants and secured a winning record for the 15th consecutive season, joining San Francisco (16) and Dallas (16) as the only teams with a streak of 15 straight winning seasons since the 1970 NFL merger.

The Patriots will begin a two-game set of nationally televised games when they host the Buffalo Bills on Monday Night Football. It will be the second meeting of the two teams this season. On Sept. 20, the Patriots beat the Bills, 40-32, at Ralph Wilson Stadium. The week after the Buffalo game, the Patriots will travel to Denver to face the Broncos in a Sunday Night Football game.

The Patriots are an NFL-best 42-15 in the month of November since 2001 for a .737 winning percentage. Also, the Patriots own a 70-19 (.787) record in the regular season against AFC East opponents, the best intra-division record of any team in the NFL since 2001. The Patriots are 3-0 in the AFC East in 2015.

### BROADCAST INFORMATION

**TELEVISION:** This week's game will be broadcast by **ESPN** and can be seen locally on **WCVB-TV Channel 5** in Boston. **Mike Tirico** will handle play-by-play duties with **John Gruden** as the color analyst. **Lisa Salters** will work the sidelines. The game will be produced by **Jay Rothman** and directed by **Chip Dean**.

**NATIONAL RADIO:** This week's game will be broadcast to a national audience on **Westwood One Sports**. **Kevin Harlan** and **Boomer Esiason** will call the game. **Steve Tasker** will work the sidelines.

**LOCAL RADIO:** 98.5 FM, The Sports Hub, is the flagship station for the **Patriots Radio Network**. Play-by-play broadcaster **Bob Socci** will call the action along with former Patriots quarterback **Scott Zolak**, who will provide color analysis. Produced by **Marc Cappello**.

### BETTER THAN AVERAGE

The New England Patriots can reach double-digit wins for the 13th consecutive season with a win vs. Buffalo on Monday Night Football. San Francisco (16) is the only other team to accomplish the feat.

#### MOST SEASONS OF 10+ WINS SINCE 2001

Team	Years	Consecutive Seasons With 10+ Wins
San Francisco	1983-1998	16
New England	2003-2014	12

## WEEK 11 HIGHLIGHTS

**PAGE 24:** The storied rivalry between the Patriots and the Bills predates their entry into the National Football League.

**PAGE 34:** Bill Belichick is one victory away from another 10-win season.

**PAGE 47:** With one more touchdown reception, Rob Gronkowski will move into sole possession of third place for touchdown catches by a tight end.

**PAGE 57:** Stephen Gostkowski is the most accurate long-distance kicker in NFL history.

### MEDIA CONTACTS

#### PATRIOTS MEDIA RELATIONS OFFICE: 508-384-4203

Stacey James, Vice President of Media Relations, staceyj@patriots.com, 508-326-6868

Aaron Salkin, Director of Media Relations, aarons@patriots.com, 508-326-6870

Michael Jurovaty, Asst. Director of Media Relations, mjurovaty@patriots.com, 508-326-6187

Cecily Faenza, Social Media Manager, cecilyf@patriots.com, 774-254-7917

Travis Basciotta, Media Relations Coord., travisb@patriots.com, 508-431-7773

Jeremie Smith, Corporate Communications Coord., jeremies@patriots.com, 508-549-0492

GILLETTE STADIUM • ONE PATRIOT PLACE • FOXBOROUGH, MA 02035

TEL: 508-384-9105 • FAX: 508-543-9053

PATRIOTS.COM • HTTP://MEDIA.PATRIOTS.COM







# 2015 OFFENSIVE STATISTICS

## WON 9, LOST 0

09/10 W 28-21	Pittsburgh	66,829
09/20 W 40-32	at Buffalo	70,858
09/27 W 51-17	Jacksonville	66,829
10/11 W 30- 6	at Dallas	93,054
10/18 W 34-27	at Indianapolis	66,726
10/25 W 30-23	New York Jets	66,829
10/29 W 36- 7	Miami	66,829
11/08 W 27-10	Washington	66,829
11/15 W 27-26	at New York Giants	81,061
11/23	Buffalo	
11/29	at Denver	
12/06	Philadelphia	
12/13	at Houston	
12/20	Tennessee	
12/27	at New York Jets	
01/03	at Miami	

	N.E.	Opp.
TOTAL FIRST DOWNS	223	183
Rushing	57	41
Passing	147	127
Penalty	19	15
3rd Down: Made/Att	56/115	52/124
3rd Down Pct.	48.7	41.9
4th Down: Made/Att	5/8	6/12
4th Down Pct.	62.5	50.0
POSSESSION AVG.	30:34	29:26
TOTAL NET YARDS	3768	3094
Avg. Per Game	418.7	343.8
Total Plays	605	585
Avg. Per Play	6.2	5.3
NET YARDS RUSHING	835	794
Avg. Per Game	92.8	88.2
Total Rushes	214	198
NET YARDS PASSING	2933	2300
Avg. Per Game	325.9	255.6
Sacked/Yards Lost	21/110	30/207
Gross Yards	3043	2507
Att./Completions	370/251	357/218
Completion Pct.	67.8	61.1
Had Intercepted	3	9
PUNTS/AVERAGE	29/45.7	42/47.1
NET PUNTING AVG.	29/41.5	42/39.3
PENALTIES/YARDS	64/592	70/629
FUMBLES/BALL LOST	9/4	13/4
TOUCHDOWNS	34	19
Rushing	10	4
Passing	24	14
Returns	0	1

* SCORE BY PERIODS	Q1	Q2	Q3	Q4	OT	PTS
TEAM	65	85	67	86	0	303
OPPONENTS	27	46	38	58	0	169

* SCORING	TD-Ru	Pa	Rt	K-PAT	FG	S	PTS
Gostkowski	0	0	0	0	34/34	21/21	0 97
Gronkowski	8	0	8	0			0 48
Blount	7	6	1	0			0 42
Edelman	7	0	7	0			0 42
Lewis	4	2	2	0			0 24
Amendola	2	0	2	0			0 12
Brady	2	2	0	0			0 12
Chandler	2	0	2	0			0 12
Bolden	1	0	1	0			0 6
K. Martin LG	1	0	1	0			0 6
K. Martin TM	1	0	1	0			0 6
TEAM	34	10	24	0	34/34	21/21	1 303
OPPONENTS	19	4	14	1	14/16	13/16	0 169

2-Pt Conv: TM 0-0, OPP 1-3

SACKS: Cha. Jones 10.5, Collins 4.5, Sheard 4, Hightower 3.5, Ninkovich 3, M. Brown 2, Branch 1, McCourty 1, Easley 0.5, TM 30, OPP 21 FUM/LOST: Brady 5/2, Lewis 2/1, Blount 1/0, Edelman 1/1

* PASSING	Att	Cmp	Yds	Cmp%	Yds/Att	TD	TD%	Int	Int%	Long	Sack/Lost	Rating
Brady	370	251	3043	67.8	8.22	24	6.5	3	0.8	76t	21/ 110	111.1
TEAM	370	251	3043	67.8	8.22	24	6.5	3	0.8	76t	21/ 110	111.1
OPPONENTS	357	218	2507	61.1	7.02	14	3.9	9	2.5	87t	30/ 207	84.8

* RUSHING	No.	Yds	Avg	Long	TD
Blount	117	513	4.4	38t	6
Lewis	49	234	4.8	13	2
Brady	22	28	1.3	11	2
Edelman	3	23	7.7	12	0
White	8	20	2.5	5	0
Amendola	2	11	5.5	8	0
Bolden	8	11	1.4	12	0
Garoppolo	5	-5	-1.0	-1	0
TEAM	214	835	3.9	38t	10
OPPONENTS	198	794	4.0	28	4

* RECEIVING	No.	Yds	Avg	Long	TD
Edelman	61	692	11.3	59t	7
Gronkowski	49	806	16.4	76t	8
Amendola	40	403	10.1	35	2
Lewis	36	388	10.8	40	2
LaFell	13	240	18.5	54	0
Chandler	13	137	10.5	26	2
Dobson	12	124	10.3	24	0
White	8	58	7.3	12	0
K. Martin LG	6	95	15.8	39	1
K. Martin TM	6	95	15.8	39	1
Bolden	5	41	8.2	18t	1
Blount	5	38	7.6	14	1
M. Williams	2	19	9.5	15	0
Cadet TM	1	2	2.0	2	0
TEAM	251	3043	12.1	76t	24
OPPONENTS	218	2507	11.5	87t	14

* INTERCEPTIONS	No.	Yds	Avg	Long	TD
Ryan	4	39	9.8	25	0
Harmon	3	50	16.7	30	0
McCourty	1	27	27.0	27	0
Butler	1	9	9.0	9	0
TEAM	9	125	13.9	30	0
OPPONENTS	3	60	20.0	44	1

* PUNTING	No.	Yds	Avg	Net	TB	In	Lg	B
Allen	29	1326	45.7	41.5	1	15	67	0
TEAM	29	1326	45.7	41.5	1	15	67	0
OPPONENTS	42	1978	47.1	39.3	2	10	70	0

* PUNT RETURNS	Ret	FC	Yds	Avg	Long	TD
Amendola	15	7	205	13.7	82	0
Edelman	10	1	81	8.1	19	0
TEAM	25	8	286	11.4	82	0
OPPONENTS	17	8	103	6.1	17	0

* KICKOFF RETURNS	No.	Yds	Avg	Long	TD
Amendola	8	172	21.5	29	0
Chung	1	17	17.0	17	0
Gronkowski	1	5	5.0	5	0
McCourty	1	0	0.0	0	0
M. Williams	1	8	8.0	8	0
TEAM	12	202	16.8	29	0
OPPONENTS	18	340	18.9	50	0

* FIELD GOALS	1-19	20-29	30-39	40-49	50+
Gostkowski	0/ 0	6/ 6	5/ 5	6/ 6	4/ 4
TEAM	0/ 0	6/ 6	5/ 5	6/ 6	4/ 4
OPPONENTS	0/ 0	5/ 5	3/ 3	2/ 4	3/ 4
Gostkowski:	() (46G, 21G, 50G, 25G) (46G, 20G, 46G) (49G, 57G, 34G) (40G, 35G) (38G, 46G, 24G) (52G, 36G) (21G, 21G) (31G, 54G)				
OPP:	(44N, 46N, 44G, 24G) () (40G) (51G, 23G) () (20G, 30G, 55G) (63N) (23G) (37G, 38G, 53G, 29G)				





# 2015 DEFENSIVE STATISTICS

Tackle Statistics based on Play-by-Play

PLAYER Name	TACKLES			SACKS			INTERCEPTIONS				FUMBLES				SP. TEAMS				
	TT	UT	A	S	Yds	QH	Int	Yds	TD	PD	FF	FR	Yds	TD	TT	UT	A	FF	FR
Jamie Collins	51	38	13	4.5	24.5	4	0	0	0	1	3	0	0	0	0	0	0	0	0
Dont'a Hightower	49	43	6	3.5	26.5	6	0	0	0	1	0	1	0	0	0	0	0	0	0
Logan Ryan	46	36	10	0.0	0.0	0	4	39	0	7	0	0	0	0	0	0	0	0	0
Patrick Chung	45	26	19	0.0	0.0	0	0	0	0	5	0	0	0	0	3	3	0	0	0
Devin McCourty	43	34	9	1.0	13.0	1	1	27	0	2	0	0	0	0	2	2	0	0	0
Malcolm Butler	42	32	10	0.0	0.0	0	1	9	0	11	0	0	0	0	0	0	0	0	0
Chandler Jones	30	22	8	10.5	61.5	14	0	0	0	1	2	0	0	0	0	0	0	0	0
Jonathan Freeny	26	17	9	0.0	0.0	0	0	0	0	1	1	1	7	0	2	1	1	0	0
Malcom Brown	24	13	11	2.0	14.0	2	0	0	0	0	0	0	0	0	0	0	0	0	0
Sealver Siliga	22	10	12	0.0	0.0	0	0	0	0	0	0	0	0	0	0	0	0	0	0
Rob Ninkovich	22	15	7	3.0	29.0	11	0	0	0	5	0	1	0	0	0	0	0	0	0
Justin Coleman	20	17	3	0.0	0.0	0	0	0	0	4	0	1	0	0	0	0	0	0	0
Alan Branch	16	10	6	1.0	5.0	1	0	0	0	0	2	0	0	0	0	0	0	0	0
Jerod Mayo	16	9	7	0.0	0.0	0	0	0	0	0	0	0	0	0	0	0	0	0	0
Tarell Brown	14	11	3	0.0	0.0	0	0	0	0	0	0	0	0	0	0	0	0	0	0
Jabaal Sheard	13	12	1	4.0	28.0	6	0	0	0	0	0	0	0	0	0	0	0	0	0
Dominique Easley	11	6	5	0.5	5.5	6	0	0	0	0	0	0	0	0	0	0	0	0	0
Bradley Fletcher	10	7	3	0.0	0.0	0	0	0	0	0	1	0	0	0	0	0	0	0	0
Duron Harmon	10	7	3	0.0	0.0	0	3	50	0	5	0	0	0	0	0	0	0	0	0
Jordan Richards	7	6	1	0.0	0.0	0	0	0	0	1	0	0	0	0	1	1	0	0	0
Akiem Hicks	6	2	4	0.0	0.0	1	0	0	0	0	0	0	0	0	0	0	0	0	0
Geneo Grissom	4	2	2	0.0	0.0	0	0	0	0	0	0	0	0	0	1	0	1	0	0
Rashaan Melvin	2	0	2	0.0	0.0	0	0	0	0	0	0	0	0	0	1	1	0	0	0
Rufus Johnson	1	1	0	0.0	0.0	0	0	0	0	0	0	0	0	0	0	0	0	0	0
Brandon Bolden	1	1	0	0.0	0.0	0	0	0	0	0	0	0	0	0	1	1	0	1	0
Matthew Slater	1	1	0	0.0	0.0	0	0	0	0	0	0	0	0	0	7	5	2	0	0
Tavon Wilson	1	1	0	0.0	0.0	0	0	0	0	0	0	0	0	0	0	0	0	0	0
Jonathan Bostic	1	0	1	0.0	0.0	1	0	0	0	0	0	0	0	0	1	1	0	0	0
Eric Martin	0	0	0	0.0	0.0	0	0	0	0	0	0	0	0	0	3	3	0	1	0
Brandon King	0	0	0	0.0	0.0	0	0	0	0	0	0	0	0	0	7	6	1	0	0
Ryan Allen	0	0	0	0.0	0.0	0	0	0	0	0	0	0	0	0	1	1	0	0	0
Dekoda Watson	0	0	0	0.0	0.0	0	0	0	0	0	0	0	0	0	1	1	0	0	0
Nate Ebner	0	0	0	0.0	0.0	1	0	0	0	0	0	0	0	0	5	3	2	0	0
	<b>534</b>	<b>379</b>	<b>155</b>	<b>30.0</b>	<b>207.0</b>	<b>54</b>	<b>9</b>	<b>125</b>	<b>0</b>	<b>44</b>	<b>9</b>	<b>4</b>	<b>7</b>	<b>0</b>	<b>36</b>	<b>29</b>	<b>7</b>	<b>2</b>	<b>0</b>

FUMBLES - LOST (9-4)				
	Own			
	No.	Lost	Rec	O.B.
LeGarrette Blount	1	0	1	0
Tom Brady	5	2	1	0
Julian Edelman	1	1	1	0
Rob Gronkowski	0	0	1	0
Dion Lewis	2	1	0	0
Bryan Stork	0	0	1	0
	<b>9</b>	<b>4</b>	<b>5</b>	<b>0</b>

MISC. OFFENSIVE STATS				
	Tkl	Ast	FF	FR
Tom Brady	2	0	0	0
Julian Edelman	1	0	0	0
Cameron Fleming	1	0	0	0
Josh Kline	1	0	0	0
Bryan Stork	1	0	0	0
	<b>6</b>	<b>0</b>	<b>0</b>	<b>0</b>

KEY	
TT-Total Tackles	Int/Yds-Interceptions/Yards Returned
UT-Unassisted Tackles	PD-Passes Defensed
A-Assisted Tackles	FF-Forced Fumbles

BLOCKED KICKS			
	XP	FG	P
Jamie Collins	1	0	0
<b>Totals</b>	<b>1</b>	<b>0</b>	<b>0</b>



# NEW ENGLAND PATRIOTS 2015 STATS PACK

## PATRIOTS PARTICIPATION

Player	Regular Season				PT	at BUF	JAX	at DAL	at IND	NYJ	MIA	WAS	at NYG	BUF	at DEN	PHI	at HOU	TEN	at NYJ	at MIA
	GP	GS	DNP	INA																
Allen, Ryan	9	0	0	0	sub	sub	sub	sub	sub	sub	sub	sub	sub							
Amendola, Danny	9	6	0	0	WR	WR	WR	sub	sub	WR	WR	WR	sub							
Andrews, David	9	9	0	0	C	C	C	C	C	C	C	C	C							
Barker, Chris	1	0	0	0									sub							
Blount, LeGarrette	8	2	0	0		sub	sub	sub	sub	sub	RB	sub	RB							
Bolden, Brandon	8	0	0	1	sub	sub	sub		sub	X	sub	sub	sub							
Bostic, Jonathan	5	0	0	1				X	sub	sub	sub	sub	sub							
Brady, Tom	9	9	0	0	QB	QB	QB	QB	QB	QB	QB	QB	QB							
Branch, Alan	9	8	0	0	sub	DT	DT	DT	DT	DT	DT	DT	DT							
Brown, Malcom	9	5	0	0	DT	sub	sub	sub	sub	DT	DT	DT	DT							
Brown, Tarell	3	2	1	0	RCB	RCB	dnp	sub												
Butler, Malcolm	9	9	0	0	LCB	LCB	LCB	LCB	LCB	LCB	LCB	LCB	LCB							
Cadet, Travaris	1	0	0	2	X	sub	X													
Cannon, Marcus	5	1	0	4	sub	sub	sub	sub	LT	X	X	X	X							
Cardona, Joe	9	0	0	0	sub	sub	sub	sub	sub	sub	sub	sub	sub							
Chandler, Scott	9	3	0	0	TE	sub	sub	sub	sub	sub	sub	TE	TE							
Chung, Patrick	9	9	0	0	S	S	S	S	S	S	S	S	S							
Coleman, Justin	7	2	0	2	X	X	sub	sub	sub	sub	DB	DB	sub							
Collins, Jamie	7	7	0	2	LB	LB	LB	LB	LB	LB	LB	X	X							
Dobson, Aaron	7	2	0	2	sub	WR	WR	X	X	sub	sub	sub	sub							
Easley, Dominique	8	1	0	1	DT	X	sub	sub	sub	sub	sub	sub	sub							
Ebner, Nate	8	0	0	1	sub	X	sub	sub	sub	sub	sub	sub	sub							
Edelman, Julian	9	9	0	0	WR	WR	WR	WR	WR	WR	WR	WR	WR							
Fleming, Cameron	5	4	0	0					sub	RT	RT	RT	LT							
Fletcher, Bradley	2	0	0	1	sub	sub	X													
Flowers, Trey	1	0	0	8	X	X	X	X	X	sub	X	X	X							
Freeny, Jonathan	9	4	0	0	sub	sub	sub	sub	LB	LB	sub	LB	LB							
Garoppolo, Jimmy	4	0	5	0	dnp	dnp	sub	sub	dnp	dnp	sub	sub	dnp							
Gostkowski, Stephen	9	0	0	0	sub	sub	sub	sub	sub	sub	sub	sub	sub							
Grissom, Geneo	8	0	0	1	sub	sub	sub	sub	X	sub	sub	sub	sub							
Gronkowski, Rob	9	9	0	0	TE	TE	TE	TE	TE	TE	TE	TE	TE							
Harmon, Duron	9	2	0	0	DB	sub	sub	sub	DB	sub	sub	sub	sub							
Harper, Chris	1	0	0	0	sub				PS											
Hicks, Akiem	6	0	0	0				sub	sub	sub	sub	sub	sub							
Hightower, Dont'a	8	8	0	1	LB	LB	LB	LB	X	LB	LB	LB	LB							
Hoomanawanui, M.	2	0	0	1	sub	sub	X													
Jackson, Tre'	7	4	0	2	RG	sub	RG	sub	sub	RG	RG	X	X							
Johnson, Rufus	1	0	0	5	X	sub	X	X	X	X										
Jones, Chandler	9	9	0	0	RE	RE	RE	RE	RE	RE	RE	RE	RE							
King, Brandon	6	0	0	0		PS		sub	sub	sub	sub	sub	sub							
Kline, Josh	9	9	0	0	LG	RG	LG	RG	RG	LG	LG	RG	RG							
LaFell, Brandon	4	1	0	0						WR	sub	sub	sub							
Lewis, Dion	7	6	0	1	RB	RB	RB	RB	RB	X	sub	RB								
Martin, Eric	2	0	0	0	sub				PS				sub							
Martin, Keshawn	3	2	0	5		X	sub	WR	WR	X	X	X	X							
Mason, Shaq	7	5	0	2	sub	LG	sub	LG	LG	X	X	LG	LG							
Mayo, Jerod	9	4	0	0	sub	LB	LB	LB	sub	sub	sub	sub	LB							
McCourty, Devin	9	9	0	0	S	S	S	S	S	S	S	S	S							
McDonald, Dewey	1	0	0	1							X	sub								
Melvin, Rashaan	5	0	0	0					sub	sub	sub	sub	sub							
Ninkovich, Rob	9	9	0	0	LE	LE	LE	LE	LE	LE	LE	LE	LE							
Richards, Jordan	9	0	0	0	sub	sub	sub	sub	sub	sub	sub	sub	sub							
Ryan, Logan	9	7	0	0	sub	sub	RCB	RCB	RCB	RCB	RCB	RCB	RCB							
Sheard, Jabaal	6	0	0	3	sub	sub	sub	sub	sub	X	X	X	sub							
Siliga, Sealver	9	4	0	0	sub	DT	DT	DT	DT	sub	sub	sub	sub							
Slater, Matthew	9	0	0	0	sub	sub	sub	sub	sub	sub	sub	sub	sub							
Solder, Nate	4	4	0	0	LT	LT	LT	LT												
Stork, Bryan	2	1	0	0								sub	RT							
Thornton, Khyri	0	0	0	3	X		PS	X	X											
Vollmer, Sebastian	8	8	0	1	RT	RT	RT	RT	RT	LT	LT	LT	X							
Watson, Dekoda	2	0	0	0		sub	sub													
Wendell, Ryan	2	0	0	5	X	X	X	X	X	sub	sub									
White, James	7	1	0	2	sub	X	sub	sub	sub	RB	sub	X	sub							
Williams, Michael	9	4	0	0	sub	sub	sub	TE	TE	sub	TE	sub	TE							
Wilson, Tavon	4	0	0	5	X	sub	X	X	sub	sub	X	sub	X							
<b>Totals</b>	<b>408</b>	<b>198</b>	<b>6</b>	<b>63</b>																

X - inactive / CAPS - starters / sub - played / dnp - did not play / PS - Practice Squad

KEY:

Not on active roster





# NEW ENGLAND PATRIOTS 2015 STATS PACK

## GAME-BY-GAME STARTERS

2015 OFFENSIVE STARTERS BY GAME												
Date	Opponent	WR	LT	LG	C	RG	RT	TE	WR	QB	RB	TE
09/10	Pittsburgh	D. Amendola	N. Solder	J. Kline	D. Andrews	T. Jackson	S. Vollmer	R. Gronkowski	J. Edelman	T. Brady	D. Lewis	S. Chandler
09/20	at Buffalo	D. Amendola	N. Solder	S. Mason	D. Andrews	J. Kline	S. Vollmer	R. Gronkowski	J. Edelman	T. Brady	D. Lewis	A. Dobson (WR)
09/27	Jacksonville	D. Amendola	N. Solder	J. Kline	D. Andrews	T. Jackson	S. Vollmer	R. Gronkowski	J. Edelman	T. Brady	D. Lewis	A. Dobson (WR)
10/11	at Dallas	K. Martin	N. Solder	S. Mason	D. Andrews	J. Kline	S. Vollmer	R. Gronkowski	J. Edelman	T. Brady	D. Lewis	M. Williams
10/18	at Indianapolis	K. Martin	M. Cannon	S. Mason	D. Andrews	J. Kline	S. Vollmer	R. Gronkowski	J. Edelman	T. Brady	D. Lewis	M. Williams
10/25	N.Y. Jets	D. Amendola	S. Vollmer	J. Kline	D. Andrews	T. Jackson	C. Fleming	R. Gronkowski	J. Edelman	T. Brady	J. White	B. LaFell
10/29	Miami	D. Amendola	S. Vollmer	J. Kline	D. Andrews	T. Jackson	C. Fleming	R. Gronkowski	J. Edelman	T. Brady	L. Blount	M. Williams
11/08	Washington	D. Amendola	S. Vollmer	S. Mason	D. Andrews	J. Kline	C. Fleming	R. Gronkowski	J. Edelman	T. Brady	D. Lewis	S. Chandler
11/15	at N.Y. Giants	M. Williams (TE)	C. Fleming	S. Mason	D. Andrews	J. Kline	B. Stork	R. Gronkowski	J. Edelman	T. Brady	L. Blount	S. Chandler
11/23	Buffalo											
11/29	at Denver											
12/06	Philadelphia											
12/13	at Houston											
12/20	Tennessee											
12/27	at N.Y. Jets											
01/03	at Miami											
2015 DEFENSIVE STARTERS BY GAME												
Date	Opponent	LE	DT	DT	RE	LB	LB	LB	LCB	RCB	S	S
09/10	Pittsburgh	R. Ninkovich	D. Easley	M. Brown	Cha. Jones	J. Collins	D. Hightower	D. Harmon (DB)	M. Butler	T. Brown	D. McCourty	P. Chung
09/20	at Buffalo	R. Ninkovich	A. Branch	S. Siliga	Cha. Jones	J. Collins	D. Hightower	J. Mayo	M. Butler	T. Brown	D. McCourty	P. Chung
09/27	Jacksonville	R. Ninkovich	A. Branch	S. Siliga	Cha. Jones	J. Collins	D. Hightower	J. Mayo	M. Butler	L. Ryan	D. McCourty	P. Chung
10/11	at Dallas	R. Ninkovich	A. Branch	S. Siliga	Cha. Jones	J. Collins	D. Hightower	J. Mayo	M. Butler	L. Ryan	D. McCourty	P. Chung
10/18	at Indianapolis	R. Ninkovich	A. Branch	S. Siliga	Cha. Jones	J. Collins	J. Freeny	D. Harmon (DB)	M. Butler	L. Ryan	D. McCourty	P. Chung
10/25	N.Y. Jets	R. Ninkovich	A. Branch	M. Brown	Cha. Jones	J. Collins	D. Hightower	J. Freeny	M. Butler	L. Ryan	D. McCourty	P. Chung
10/29	Miami	R. Ninkovich	A. Branch	M. Brown	Cha. Jones	J. Collins	D. Hightower	J. Coleman (DB)	M. Butler	L. Ryan	D. McCourty	P. Chung
11/08	Washington	R. Ninkovich	A. Branch	M. Brown	Cha. Jones	J. Freeny	D. Hightower	J. Coleman (DB)	M. Butler	L. Ryan	D. McCourty	P. Chung
11/15	at N.Y. Giants	R. Ninkovich	A. Branch	M. Brown	Cha. Jones	J. Freeny	D. Hightower	J. Mayo	M. Butler	L. Ryan	D. McCourty	P. Chung
11/23	Buffalo											
11/29	at Denver											
12/06	Philadelphia											
12/13	at Houston											
12/20	Tennessee											
12/27	at N.Y. Jets											
01/03	at Miami											







# 2015 NEW ENGLAND PATRIOTS ROSTER

AS OF NOVEMBER 17, 2015

## ALPHABETICAL ROSTER

#	NAME	POS	HT	WT	BORN	YR	COLLEGE	H.S. HOMETOWN
6	Allen, Ryan	P	6-2	220	2/28/1990	3	Louisiana Tech	Salem, Ore.
80	Amendola, Danny	WR	5-11	190	11/2/1985	7	Texas Tech	The Woodlands, Texas
60	Andrews, David	C	6-3	295	7/10/1992	R	Georgia	Johns Creek, Ga.
64	Barker, Chris	OL	6-2	300	8/3/1990	2	Nevada	Etiwanda, Calif.
29	Blount, LeGarrette	RB	6-0	250	12/5/1986	6	Oregon	Perry, Fla.
38	Bolden, Brandon	RB	5-11	220	1/26/1990	4	Mississippi	Baton Rouge, La.
58	Bostic, Jonathan	LB	6-1	245	5/5/1991	3	Florida	Wellington, Fla.
12	Brady, Tom	QB	6-4	225	8/3/1977	16	Michigan	San Mateo, Calif.
97	Branch, Alan	DL	6-6	350	12/29/1984	9	Michigan	Rio Ranch, N.M.
90	Brown, Malcom	DL	6-2	320	2/2/1994	R	Texas	Brenham, Texas
21	Butler, Malcolm	CB	5-11	190	3/2/1990	2	West Alabama	Vicksburg, Miss.
61	Cannon, Marcus	OL	6-5	335	5/6/1988	5	Texas Christian	Odessa, Texas
49	Cardona, Joe	LS	6-3	245	4/16/1992	R	Navy	El Cajon, Calif.
88	Chandler, Scott	TE	6-7	260	7/23/1985	8	Iowa	Southlake, Texas
23	Chung, Patrick	S	5-11	215	8/19/1987	7	Oregon	Rancho Cucamonga, Calif.
22	Coleman, Justin	DB	5-11	188	3/27/1993	R	Tennessee	Brunswick, Ga.
91	Collins, Jamie	LB	6-3	250	10/20/1989	3	Southern Mississippi	McCall Creek, Miss.
17	Dobson, Aaron	WR	6-3	205	7/23/1991	3	Marshall	Dunbar, W.V.
99	Easley, Dominique	DL	6-2	285	4/28/1992	2	Florida	Staten Island, N.Y.
43	Ebner, Nate	DB	6-0	220	12/14/1988	4	Ohio State	Dublin, Ohio
11	Edelman, Julian	WR	5-10	200	5/22/1986	7	Kent State	Redwood City, Calif.
71	Fleming, Cameron	OL	6-6	320	9/3/1992	2	Stanford	Houston, Texas
98	Flowers, Trey	DL	6-2	265	8/16/1993	R	Arkansas	Huntsville, Al.
55	Freeny, Jonathan	LB	6-2	255	6/15/1989	4	Rutgers	Coconut Creek, Fla.
10	Garoppolo, Jimmy	QB	6-2	225	11/2/1991	2	Eastern Illinois	Arlington, Ill.
3	Gostkowski, Stephen	K	6-1	215	1/28/1984	10	Memphis	Madison, Miss.
92	Grissom, Geneo	DL	6-4	265	6/4/1992	R	Oklahoma	Hutchinson, Kan.
87	Gronkowski, Rob	TE	6-6	265	5/14/1989	6	Arizona	Pittsburgh, Pa.
30	Harmon, Duron	DB	6-1	205	1/24/1991	3	Rutgers	Magnolia, Del.
72	Hicks, Akiem	DL	6-5	324	11/16/1989	4	Regina	Fair Oaks, Calif.
54	Hightower, Dont'a	LB	6-3	265	3/12/1990	4	Alabama	Lewisburg, Tenn.
63	Jackson, Tre'	G	6-4	320	12/14/1992	R	Florida State	Jesup, Ga.
95	Jones, Chandler	DE	6-5	265	2/27/1990	4	Syracuse	Endicott, N.Y.
36	King, Brandon	DB	6-2	220	6/8/1993	R	Auburn	Alabaster, Ala.
67	Kline, Josh	OL	6-3	300	12/29/1989	3	Kent State	Mason, Ohio
19	LaFell, Brandon	WR	6-3	210	11/4/1986	6	Louisiana State	Houston, Texas
53	Martin, Eric	LB	6-2	250	7/21/1991	3	Nebraska	Moreno Valley, Calif.
82	Martin, Keshawn	WR	5-11	194	3/15/1990	4	Michigan State	Westland, Mich.
69	Mason, Shaq	OL	6-1	310	8/28/1993	R	Georgia Tech	Columbia, Tenn.
51	Mayo, Jerod	LB	6-1	250	2/23/1986	8	Tennessee	Hampton, Va.
32	McCourty, Devin	DB	5-10	195	8/13/1987	6	Rutgers	Montvale, N.J.
24	Melvin, Rashawn	DB	6-2	193	10/2/1989	3	Northern Illinois	Waukegan, Ill.
50	Ninkovich, Rob	DE	6-2	260	2/1/1984	10	Purdue	Blue Island, Ill.
37	Richards, Jordan	DB	5-11	210	1/21/1993	R	Stanford	Folsom, Calif.
26	Ryan, Logan	CB	5-11	195	2/9/1991	3	Rutgers	Voorhees, N.J.
93	Sheard, Jabaal	DL	6-3	260	5/10/1989	5	Pittsburgh	Hollywood, Fla.
96	Siliga, Sealver	DL	6-2	325	4/26/1990	4	Utah	West Jordan, Utah
18	Slater, Matthew	WR	6-0	205	9/9/1985	8	UCLA	Anaheim, Calif.
66	Stork, Bryan	OL	6-4	310	11/15/1990	2	Florida State	Vero Beach, Fla.
76	Vollmer, Sebastian	T	6-8	325	7/10/1984	7	Houston	Kaarst, Germany
28	White, James	RB	5-10	205	2/3/1992	2	Wisconsin	Ft. Lauderdale, Fla.
85	Williams, Michael	TE	6-6	304	9/8/1990	2	Alabama	Reform, Ala.
27	Wilson, Tavon	DB	6-0	215	3/19/1990	4	Illinois	Washington, D.C.

## NUMERICAL ROSTER

#	NAME	POS
3	Stephen Gostkowski	K
6	Ryan Allen	P
10	Jimmy Garoppolo	QB
11	Julian Edelman	WR
12	Tom Brady	QB
17	Aaron Dobson	WR
18	Matthew Slater	WR
19	Brandon LaFell	WR
21	Malcolm Butler	CB
22	Justin Coleman	DB
23	Patrick Chung	S
24	Rashawn Melvin	DB
26	Logan Ryan	CB
27	Tavon Wilson	DB
28	James White	RB
29	LeGarrette Blount	RB
30	Duron Harmon	DB
32	Devin McCourty	DB
36	Brandon King	DB
37	Jordan Richards	DB
38	Brandon Bolden	RB
43	Nate Ebner	DB
49	Joe Cardona	LS
50	Rob Ninkovich	DE
51	Jerod Mayo	LB
53	Eric Martin	LB
54	Dont'a Hightower	LB
55	Jonathan Freeny	LB
58	Jonathan Bostic	LB
60	David Andrews	C
61	Marcus Cannon	OL
63	Tre' Jackson	G
64	Chris Barker	OL
66	Bryan Stork	OL
67	Josh Kline	OL
69	Shaq Mason	OL
71	Cameron Fleming	OL
72	Akiem Hicks	DL
76	Sebastian Vollmer	T
80	Danny Amendola	WR
82	Keshawn Martin	WR
85	Michael Williams	TE
87	Rob Gronkowski	TE
88	Scott Chandler	TE
90	Malcom Brown	DL
91	Jamie Collins	LB
92	Geneo Grissom	DL
93	Jabaal Sheard	DL
95	Chandler Jones	DE
96	Sealver Siliga	DL
97	Alan Branch	DL
98	Trey Flowers	DL
99	Dominique Easley	DL

## PRACTICE SQUAD

#	NAME	POS	HT	WT	BORN	YR	COLLEGE	H.S. HOMETOWN
68	Clausell, Blaine	OL	6-6	339	1/31/1992	R	Mississippi State	Mobile, Ala.
44	Cleveland, Asante	TE	6-5	260	3/21/1992	2	Miami (Fla.)	Sacramento, Calif.
48	Fleming, Darius	LB	6-2	250	7/19/1989	4	Notre Dame	Chicago, Ill.
14	Harper, Chris	WR	5-11	185	12/7/1993	R	California	Encino, Calif.
47	Iosefa, Joey	RB	6-0	245	6/19/1991	R	Hawaii	Pago Pago, American Samoa
31	McDonald, Dewey	DB	6-0	220	6/10/1990	2	California (Pa.)	Ranson, W.Va.
74	Milton, Keavon	OL	6-4	324	6/23/1990	3	Louisiana-Monroe	Canton, Texas
70	Thomas, Robert	DL	6-1	336	2/18/1991	1	Arkansas	Muskogee, Okla.
35	Ventrone, Ross	DB	5-8	195	9/2/1986	3	Villanova	Brideville, Pa.
65	Wilson, Torrian	OL	6-2	318	11/28/1991	R	Central Florida	Miami, Fla.

## PRACTICE SQUAD

#	NAME	POS
14	Chris Harper	WR
31	Dewey McDonald	DB
35	Ross Ventrone	DB
44	Asante Cleveland	TE
47	Joey Iosefa	RB
48	Darius Fleming	LB
65	Torrian Wilson	OL
70	Blaine Clausell	OL
68	Robert Thomas	DL
74	Keavon Milton	OL

## RESERVE/P.U.P.

#	NAME	POS	HT	WT	BORN	YR	COLLEGE	H.S. HOMETOWN
52	Fletcher, Dane	LB	6-2	245	9/14/1986	6	Montana State	Bozeman, Mont.
94	Jones, Chris	DT	6-1	295	7/12/1990	3	Bowling Green	Brownsville, Ind.

## RESERVE/P.U.P.

#	NAME	POS
52	Dane Fletcher	LB
94	Chris Jones	DT

## RESERVE/N.F.I.

#	NAME	POS	HT	WT	BORN	YR	COLLEGE	H.S. HOMETOWN
59	Johnson, Rufus	LB	6-5	280	8/28/1990	1	Tarleton State	Dallas, Texas

## RESERVE/N.F.I.

#	NAME	POS
59	Rufus Johnson	LB

## RESERVE/INJURED LIST

#	NAME	POS	HT	WT	BORN	YR	COLLEGE	H.S. HOMETOWN
25	Brown, Tarell	CB	5-11	190	1/6/1985	8	Texas	Mesquite, Texas
86	Derby, AJ	TE	6-5	255	9/20/1991	R	Arkansas	Iowa City, Iowa
46	Develin, James	FB	6-3	255	7/23/1988	3	Brown	Gilbertsville, Pa.
35	Gaffney, Tyler	RB	6-0	220	4/20/1991	2	Stanford	San Diego, Calif.
13	Gibson, Brandon	WR	6-0	210	8/13/1987	7	Washington State	Puyallup, Wash.
34	Roberts, Darryl	DB	6-0	190	11/26/1990	R	Marshall	Lakeland, Fla.
33	Lewis, Dion	RB	5-8	195	9/27/1990	4	Pittsburgh	Blairtown, N.J.
77	Solder, Nate	T	6-8	325	4/12/1988	5	Colorado	Buena Vista, Colo.
84	Tyms, Brian	WR	6-3	205	2/21/1989	3	Florida A&M	Ft. Lauderdale, Fla.
62	Wendell, Ryan	OL	6-2	300	3/4/1986	7	Fresno State	Pomona, Calif.

## RESERVE/INJURED LIST

#	NAME	POS
13	Brandon Gibson	WR
25	Tarell Brown	CB
33	Dion Lewis	RB
34	Darryl Roberts	DB
35	Tyler Gaffney	RB
46	James Develin	FB
62	Ryan Wendell	OL
77	Nate Solder	T
84	Brian Tyms	WR
86	AJ Derby	TE

## HEAD COACH: BILL BELICHICK

**ASSISTANTS:** Josh Boyer, Cornerbacks; Moses Cabrera, Assistant Strength and Conditioning; Brian Daboll, Tight Ends; Brendan Daly, Defensive Line; Dave DeGuglielmo, Offensive Line; Ivan Fears, Running Backs; Brian Flores, Safeties; Patrick Graham, Linebackers; Joe Judge, Special Teams; Josh McDaniels, Offensive Coordinator/Quarterbacks; Harold Nash, Head Strength and Conditioning; Chad O'Shea, Wide Receivers; Matt Patricia, Defensive Coordinator; Ray Ventrone, Asst. Special Teams.





# 2015 NUMERICAL ROSTER

November 17, 2015

3	Stephen Gostkowski	K	6-1	215	31	10	Memphis	D4b-06
6	Ryan Allen	P	6-2	220	25	3	Louisiana Tech	FA-13
10	Jimmy Garoppolo	QB	6-2	225	24	2	Eastern Illinois	D2-14
11	Julian Edelman	WR	5-10	200	29	7	Kent State	D7a-09
12	Tom Brady	QB	6-4	225	38	16	Michigan	D6b-00
17	Aaron Dobson	WR	6-3	205	24	3	Marshall	D2b-13
18	Matthew Slater	WR	6-0	205	30	8	UCLA	D5-08
19	Brandon LaFell	WR	6-3	210	29	6	Louisiana State	UFA(CAR)-14
21	Malcolm Butler	CB	5-11	190	25	2	West Alabama	FA-14
22	Justin Coleman	DB	5-11	188	22	R	Tennessee	FA-15
23	Patrick Chung	S	5-11	215	28	7	Oregon	FA-13
24	Rashaan Melvin	DB	6-2	193	26	3	Northern Illinois	CW (BAL)-15
26	Logan Ryan	CB	5-11	195	24	3	Rutgers	D3a-13
27	Tavon Wilson	DB	6-0	215	25	4	Illinois	D2-12
28	James White	RB	5-10	205	23	2	Wisconsin	D4b-14
29	LeGarrette Blount	RB	6-0	250	28	6	Oregon	FA-14
30	Duron Harmon	DB	6-1	205	24	3	Rutgers	D3b-13
32	Devin McCourty	DB	5-10	195	28	6	Rutgers	D1-10
36	Brandon King	DB	6-2	220	22	R	Auburn	FA-15
37	Jordan Richards	DB	5-11	210	22	R	Stanford	D2-15
38	Brandon Bolden	RB	5-11	220	25	4	Mississippi	FA-12
43	Nate Ebner	DB	6-0	220	26	4	Ohio State	D6-12
49	Joe Cardona	LS	6-3	245	23	R	Navy	D5-15
50	Rob Ninkovich	DE	6-2	260	31	10	Purdue	FA-09
51	Jerod Mayo	LB	6-1	250	29	8	Tennessee	D1-08
53	Eric Martin	LB	6-2	250	24	3	Nebraska	FA-14
54	Dont'a Hightower	LB	6-3	265	25	4	Alabama	D1b-12
55	Jonathan Freeny	LB	6-2	255	26	4	Rutgers	FA-15
58	Jonathan Bostic	LB	6-1	245	24	3	Florida	TR (CHI)-15
60	David Andrews	C	6-3	295	23	R	Georgia	FA-15
61	Marcus Cannon	OL	6-5	335	27	5	Texas Christian	D5a-11
63	Tre' Jackson	G	6-4	320	22	R	Florida State	D4b-15
64	Chris Barker	OL	6-2	300	25	2	Nevada	CW (MIA)-13
66	Bryan Stork	OL	6-4	310	25	2	Florida State	D4a-14
67	Josh Kline	OL	6-3	300	25	3	Kent State	FA-13
69	Shaq Mason	OL	6-1	310	22	R	Georgia Tech	D4c-15
71	Cameron Fleming	OL	6-6	320	23	2	Stanford	D4c-14
72	Akiem Hicks	DL	6-5	324	25	4	Regina	TR (NO)-15
76	Sebastian Vollmer	T	6-8	325	31	7	Houston	D2d-09
80	Danny Amendola	WR	5-11	190	30	7	Texas Tech	UFA (STL)-13
82	Keshawn Martin	WR	5-11	194	25	4	Michigan State	TR (HOU)-15
85	Michael Williams	TE	6-6	304	25	2	Alabama	TR (DET)-15
87	Rob Gronkowski	TE	6-6	265	26	6	Arizona	D2a-10
88	Scott Chandler	TE	6-7	260	30	8	Iowa	FA-15
90	Malcom Brown	DL	6-2	320	21	R	Texas	D1-15
91	Jamie Collins	LB	6-3	250	26	3	Southern Mississippi	D2a-13
92	Geneo Grissom	DL	6-4	265	23	R	Oklahoma	D3-15
93	Jabaa Sheard	DL	6-3	260	26	5	Pittsburgh	UFA (CLE)-15
95	Chandler Jones	DE	6-5	265	25	4	Syracuse	D1a-12
96	Sealver Siliga	DL	6-2	325	25	4	Utah	FA-13
97	Alan Branch	DL	6-6	350	30	9	Michigan	FA-14
98	Trey Flowers	DL	6-2	265	22	R	Arkansas	D4a-15
99	Dominique Easley	DL	6-2	285	23	2	Florida	D1-14

## PRACTICE SQUAD

#	NAME	POS	HT	WT	AGE	YR	COLLEGE	ACQ.
14	Chris Harper	WR	5-11	185	21	R	California	FA-15
31	Dewey McDonald	DB	6-0	220	25	2	California (Pa.)	CW (IND)-15
35	Ross Ventrone	DB	5-8	195	29	3	Villanova	FA-15
44	Asante Cleveland	TE	6-5	260	23	2	Miami (Fla.)	TR (SF)-15
47	Joey Iosefa	RB	6-0	245	24	R	Hawaii	FA-15
48	Darius Fleming	LB	6-2	250	26	4	Notre Dame	FA-14
65	Torrian Wilson	OL	6-2	318	23	R	Central Florida	FA-15
68	Blaine Clausell	OL	6-6	339	23	R	Mississippi State	FA-15
70	Robert Thomas	DL	6-1	336	24	1	Arkansas	FA-15
74	Keavon Milton	OL	6-4	324	25	3	Louisiana-Monroe	FA-15

## RESERVE/P.U.P.

#	NAME	POS	HT	WT	AGE	YR	COLLEGE	ACQ.
52	Dane Fletcher	LB	6-2	245	29	6	Montana State	UFA(TB)-15
94	Chris Jones	DT	6-1	295	25	3	Bowling Green	CW(TB)-13

## RESERVE/N.F.I.

#	NAME	POS	HT	WT	AGE	YR	COLLEGE	ACQ.
59	Rufus Johnson	LB	6-5	280	25	1	Tarleton State	FA-15

## RESERVE/INJURED LIST

#	NAME	POS	HT	WT	AGE	YR	COLLEGE	(IR date)
13	Brandon Gibson	WR	6-0	210	28	7	Washington State	(8/24/2015)
25	Tarell Brown	CB	5-11	190	30	8	Texas	(10/17/2015)
33	Dion Lewis	RB	5-8	195	25	4	Pittsburgh	FA-15
34	Darryl Roberts	DB	6-0	190	24	R	Marshall	(9/1/2015)
35	Tyler Gaffney	RB	6-0	220	24	2	Stanford	(8/13/2015)
46	James Develin	FB	6-3	255	27	3	Brown	(9/1/2015)
62	Ryan Wendell	OL	6-2	300	29	7	Fresno State	(11/08/15)
77	Nate Solder	T	6-8	325	27	5	Colorado	(10/14/2015)
84	Brian Tyms	WR	6-3	205	26	3	Florida A&M	(8/25/2015)
86	AJ Derby	TE	6-5	255	24	R	Arkansas	(8/5/2015)





# 2015 POSITIONAL ROSTER

November 17, 2015

DEFENSE (27)							
#	NAME	POS	HT	WT	BORN	YR	H.S. HOMETOWN
<b>DEFENSIVE LINE (10)</b>							
97	Branch, Alan	DL	6-6	350	12/29/1984	9	Rio Rancho, N.M.
90	Brown, Malcom	DL	6-2	320	2/2/1994	R	Brenham, Texas
99	Easley, Dominique	DL	6-2	285	4/28/1992	2	Staten Island, N.Y.
98	Flowers, Trey	DL	6-2	265	8/16/1993	R	Huntsville, Ala.
92	Grissom, Geno	DL	6-4	265	6/4/1992	R	Hutchinson, Kan.
72	Hicks, Akiem	DL	6-5	324	11/16/1989	4	Fair Oaks, Calif.
95	Jones, Chandler	DE	6-5	265	2/27/1990	4	Endicott, N.Y.
50	Ninkovich, Rob	DE	6-2	260	2/1/1984	10	Blue Island, Ill.
93	Sheard, Jabaal	DL	6-3	260	5/10/1989	5	Hollywood, Fla.
96	Siliga, Sealver	DL	6-2	325	4/26/1990	4	West Jordan, Utah
<b>LINEBACKER (6)</b>							
58	Bostic, Jonathan	LB	6-1	245	5/5/1991	3	Wellington, Fla.
91	Collins, Jamie	LB	6-3	250	10/20/1989	3	McCall Creek, Miss.
55	Freemy, Jonathan	LB	6-2	255	6/15/1989	4	Coconut Creek, Fla.
54	Hightower, Dont'a	LB	6-3	265	3/12/1990	4	Lewisburg, Tenn.
53	Martin, Eric	LB	6-2	250	7/21/1991	3	Moreno Valley, Calif.
51	Mayo, Jerod	LB	6-1	250	2/23/1986	8	Hampton, Va.
<b>DEFENSIVE BACK (11)</b>							
21	Butler, Malcolm	CB	5-11	190	3/2/1990	2	Vicksburg, Miss.
23	Chung, Patrick	S	5-11	215	8/19/1987	7	Rancho Cucamonga, Calif.
22	Coleman, Justin	DB	5-11	188	3/27/1993	R	Brunswick, Ga.
43	Ebner, Nate	DB	6-0	220	12/14/1988	4	Dublin, Ohio
30	Harmon, Duron	DB	6-1	205	1/24/1991	3	Magnolia, Del.
36	King, Brandon	DB	6-2	220	6/8/1993	R	Alabaster, Ala.
32	McCourt, Devin	DB	5-10	195	8/13/1987	6	Montvale, N.J.
24	Melvin, Rashaan	DB	6-2	193	10/2/1989	3	Waukegan, Ill.
37	Richards, Jordan	DB	5-11	210	1/21/1993	R	Folsom, Calif.
26	Ryan, Logan	CB	5-11	195	2/9/1991	3	Voorhees, N.J.
27	Wilson, Tavon	DB	6-0	215	3/19/1990	4	Washington, D.C.
OFFENSE (23)							
#	NAME	POS	HT	WT	BORN	YR	H.S. HOMETOWN
<b>OFFENSIVE LINE (9)</b>							
60	Andrews, David	C	6-3	295	7/10/1992	R	Johns Creek, Ga.
64	Barker, Chris	OL	6-2	300	8/3/1990	2	Etiwanda, Calif.
61	Cannon, Marcus	OL	6-5	335	5/6/1988	5	Odessa, Texas
71	Fleming, Cameron	OL	6-6	320	9/3/1992	2	Houston, Texas
63	Jackson, Tre'	G	6-4	320	12/14/1992	R	Jesup, Ga.
67	Kline, Josh	OL	6-3	300	12/29/1989	3	Mason, Ohio
69	Mason, Shaq	OL	6-1	310	8/28/1993	R	Columbia, Tenn.
66	Stork, Bryan	OL	6-4	310	11/15/1990	2	Vero Beach, Fla.
76	Vollmer, Sebastian	T	6-8	325	7/10/1984	7	Kaarst, Germany
<b>QUARTERBACK (2)</b>							
12	Brady, Tom	QB	6-4	225	8/3/1977	16	San Mateo, Calif.
10	Garoppolo, Jimmy	QB	6-2	225	11/2/1991	2	Arlington Heights, Ill.
<b>WIDE RECEIVER (6)</b>							
80	Amendola, Danny	WR	5-11	190	11/2/1985	7	The Woodlands, Texas
17	Dobson, Aaron	WR	6-3	205	7/23/1991	3	Dunbar, W.V.
11	Edelman, Julian	WR	5-10	200	5/22/1986	7	Redwood City, Calif.
19	LaFell, Brandon	WR	6-3	210	11/4/1986	6	Houston, Texas
82	Martin, Keshawn	WR	5-11	194	3/15/1990	4	Westland, Mich.
18	Slater, Matthew	WR	6-0	205	9/9/1985	8	Anaheim, Calif.
<b>RUNNING BACK (3)</b>							
29	Blount, LeGarrette	RB	6-0	250	12/5/1986	6	Perry, Fla.
38	Bolden, Brandon	RB	5-11	220	1/26/1990	4	Baton Rouge, La.
28	White, James	RB	5-10	205	2/3/1992	2	Ft. Lauderdale, Fla.
<b>TIGHT END (3)</b>							
88	Chandler, Scott	TE	6-7	260	7/23/1985	8	Southlake, Texas
87	Gronkowski, Rob	TE	6-6	265	5/14/1989	6	Pittsburgh, Pa.
85	Williams, Michael	TE	6-6	304	9/8/1990	2	Reform, Ala.
SPECIALISTS (3)							
#	NAME	POS	HT	WT	BORN	YR	H.S. HOMETOWN
<b>SPECIALISTS (3)</b>							
6	Allen, Ryan	P	6-2	220	2/28/1990	3	Salem, Ore.
49	Cardona, Joe	LS	6-3	245	4/16/1992	R	El Cajon, Calif.
3	Gostkowski, Stephen	K	6-1	215	1/28/1984	10	Madison, Miss.
RESERVE/P.U.P. (2)							
#	NAME	POS	HT	WT	BORN	YR	H.S. HOMETOWN
<b>RESERVE/P.U.P. (2)</b>							
52	Fletcher, Dane	LB	6-2	245	9/14/1986	6	Bozeman, Mont.
94	Jones, Chris	DT	6-1	295	7/12/1990	3	Bowling Green
RESERVE/N.F.I. (1)							
#	NAME	POS	HT	WT	BORN	YR	H.S. HOMETOWN
<b>RESERVE/N.F.I. (1)</b>							
59	Johnson, Rufus	LB	6-5	280	8/28/1990	1	Tarleton State
<b>RESERVE/INJURED (10)</b>							
#	NAME	POS	HT	WT	BORN	YR	H.S. HOMETOWN
<b>RESERVE/INJURED (10)</b>							
25	Brown, Tarell	CB	5-10	190	1/6/1985	8	Mesquite, Texas
86	Derby, AJ	TE	6-5	255	9/20/1991	R	Iowa City, Iowa
46	Develin, James	FB	6-3	255	7/23/1988	3	Gilbertsville, Pa.
36	Gaffney, Tyler	RB	6-0	220	4/20/1991	2	San Diego, Calif.
13	Gibson, Brandon	WR	6-0	210	8/13/1987	7	Puyallup, Wash.
33	Lewis, Dion	RB	5-8	195	9/27/1990	4	Blairstown, N.J.
28	Roberts, Darryl	DB	6-0	190	11/26/1990	R	Lakeland, Fla.
77	Solder, Nate	T	6-8	325	4/12/1988	5	Buena Vista, Co.
84	Tyms, Brian	WR	6-3	205	2/21/1989	3	Ft. Lauderdale, Fla.
62	Wendell, Ryan	OL	6-2	300	3/4/1986	7	Pomona, Calif.





# HOW THE PATRIOTS WERE BUILT

UPDATED: November 17, 2015

YEAR	DRAFTTEES (29)	VETERAN FREE AGENTS (10)	WAIVERS (2) / TRADES (4)	ROOKIE AND FIRST-YEAR FREE AGENTS (8)
2000	Tom Brady (6b)			
2006	Stephen Gostkowski (4b)			
2008	Jerod Mayo (1) Matthew Slater (5)			
2009	Sebastian Vollmer (2d) Julian Edelman (7a)	Rob Ninkovich (5) (NO)		
2010	Devin McCourty (1) Rob Gronkowski (2a)			
2011	Marcus Cannon (5a)			
2012	Chandler Jones (1a) Dont'a Hightower (1b) Tavon Wilson (2) Nate Ebner (6)			Brandon Bolden (fa)
2013	Jamie Collins (2a) Aaron Dobson (2b) Logan Ryan (3a) Duron Harmon (3b)	Danny Amendola (fa) (DAL) Sealver Siliga (fa) (SF)	Chris Barker (fa) CW (MIA)	Ryan Allen (fa) Josh Kline (fa)
2014	Dominique Easley (1) Jimmy Garoppolo (2) Bryan Stork (4a) James White (4b) Cameron Fleming (4c)	LeGarrette Blount (fa) (TEN) Alan Branch (2) (ARI) Patrick Chung (2) (NE) Brandon LaFell (3) (CAR)		Malcolm Butler (fa) Eric Martin (fa) (NO)
2015	Malcom Brown (1) Jordan Richards (2) Geneo Grissom (3) Trey Flowers (4a) Tre' Jackson (4b) Shaq Mason (4c) Joe Cardona (5)	Scott Chandler (4) (SD) Jonathan Freeny (fa) (MIA) Jabaal Sheard (2) (CLE)	Jonathan Bostic (2) (tr-CHI) Akiem Hicks (3) (tr-NO) Keshawn Martin (4) (tr-HOU) Rashaan Melvin (fa) CW (BAL) Michael Williams (7) (tr-DET)	David Andrews (fa) Justin Coleman (fa) (MIN) Brandon King (fa)

**NOTE:** Team in parenthesis is the player's prior team  
(#) – indicates round drafted  
(fa) – indicates non-drafted free agents

## Reserve/Injured (10)

Tarell Brown (5) (SF)  
AJ Derby (6b) - 2015  
James Develin (fa) (CIN)  
Tyler Gaffney (6) CW (CAR)  
Brandon Gibson (6) (PHI)  
Dion Lewis (5) (PHI)  
Darryl Roberts (7a)  
Nate Solder (1)  
Brian Tyms (fa) (SF)  
Ryan Wendell (fa)

## Reserve/P.U.P (2)

Dane Fletcher (fa) (NE)  
Chris Jones (6) (HOU) CW (TB)

## Reserve/N.F.I. (1)

Rufus Johnson (6) (NO)





# 2015 TRANSACTIONS

UPDATED: NOVEMBER 17, 2015

## JANUARY, 2015

3/5/2015	Barker, Chris	Signed to a future contract
3/5/2015	Bequette, Jake	Signed to a future contract
3/5/2015	Green, Justin	Signed to a future contract
3/5/2015	Gilbert, Garrett	Signed to a future contract
3/5/2015	Hauptmann, Caylin	Signed to a future contract
3/5/2015	Johnson, Antonio	Signed to a future contract
3/5/2016	Johnson, Rufus	Signed to a future contract
3/5/2015	Krause, Jonathan	Signed to a future contract
3/5/2015	Lewis, Dion	Signed to a future contract
3/5/2015	Martin, Eric	Signed to a future contract
3/5/2015	Skinner, Deontae	Signed to a future contract
3/5/2015	Swanson, Daxton	Signed to a future contract

## MARCH, 2015

3/2/2015	Gostkowski, Stephen	Designated Franchise Player
3/6/2015	Ott, Tyler	Signed
3/11/2015	Tyms, Brian	Re-signed
3/11/2015	Dorsey, Kevin	Signed
3/11/2015	Gibson, Brandon	Signed
3/12/2015	Chekwa, Chimdi	Signed
3/12/2015	Freemy, Jonathan	Signed
3/12/2015	Sheard, Jabaal	Signed
3/13/2015	White, Chris	Re-signed

## APRIL, 2015

4/30/2015	Brown, Malcom	Drafted
-----------	---------------	---------

## MAY, 2015

5/1/2015	Richards, Jordan	Drafted
5/1/2015	Grissom, Geneo	Drafted
5/2/2015	Flowers, Trey	Drafted
5/2/2015	Jackson, Tre'	Drafted
5/2/2015	Mason, Shaq	Drafted
5/2/2015	Cardona, Joe	Drafted
5/2/2015	Wells, Matthew	Drafted
5/2/2015	Derby, AJ	Drafted
5/2/2015	Roberts, Darryl	Drafted
5/2/2015	Dickson, Xzavier	Drafted
5/5/2015	Dennard, Alfonso	Released
5/5/2015	Ott, Tyler	Released
5/5/2015	Skinner, Deontae	Released
5/7/2015	Buchanan, Michael	Released
5/7/2015	Dorsey, Kevin	Released
5/8/2015	Derby, AJ	Signed/Draft Choice
5/8/2015	Dickson, Xzavier	Signed/Draft Choice
5/8/2015	Flowers, Trey	Signed/Draft Choice
5/8/2015	Jackson, Tre'	Signed/Draft Choice
5/8/2015	Mason, Shaq	Signed/Draft Choice
5/8/2015	Richards, Jordan	Signed/Draft Choice
5/8/2015	Roberts, Darryl	Signed/Draft Choice
5/8/2015	Wells, Matthew	Signed/Draft Choice
5/8/2015	Andrews, David	Signed
5/8/2015	Gardner, Devin	Signed
5/8/2015	Harper, Chris	Signed
5/8/2015	Jean, Jimmy	Signed
5/8/2015	King, Brandon	Signed
5/8/2015	Patterson, Eric	Signed
5/8/2015	Taylor, Vince	Signed
5/9/2015	Grissom, Geneo	Signed/Draft Choice
5/11/2015	Arrington, Kyle	Released
5/11/2015	Davis, Fred	Signed
5/11/2015	Hughes, Kevin	Signed
5/12/2015	Watson, Dekoda	Signed
5/18/2015	Spikes, Brandon	Signed
5/18/2015	Chekwa, Chimidi	Released
5/18/2015	Gardner, Devin	Released
5/18/2015	Gordon, Cam	Released
5/26/2015	Fletcher, Dane	Signed
5/26/2015	D'Orazio, Zach	Signed

## JUNE, 2015

6/4/2014	Cardona, Joe	Signed/Draft Choice
6/8/2015	Spikes, Brandon	Released
6/8/2015	Cox, Derek	Signed
6/9/2015	Patterson, Eric	Released
6/11/2015	Lynch, D.J.	Signed
6/11/2015	Mundine, Jimmay	Signed
6/11/2015	Stokes, Logan	Signed
6/11/2015	Gilbert, Garrett	Released
6/11/2015	D'Orazio, Zach	Released
6/11/2015	Wright, Tim	Released
6/12/2015	Flynn, Matt	Signed

## JUNE, 2015

6/18/2015	Stokes, Logan	Released
6/19/2015	Brown, Malcom	Signed/Draft Choice
6/19/2015	Davis, Fred	Released

## JULY, 2015

7/23/2015	D'Orazio, Zach	Signed
7/27/2015	Brown, Tarell	Signed

## AUGUST, 2015

8/1/2015	Cox, Derek	Released
8/1/2015	Green, Justin	Released
8/1/2015	Lynch, DJ	Released
8/3/2015	Gunn, Harland	Claimed off Waivers (ATL)
8/3/2015	Hughes, Kevin	Released
8/3/2015	Taylor, Vince	Released
8/4/2015	Fort, L.J.	Signed
8/4/2015	Gordon, Cameron	Signed
8/4/2015	Kettani, Eric	Signed
8/4/2015	Pataiali'i, A.J.	Signed
8/5/2015	Derby, AJ	Placed on Reserve/Injured
8/6/2015	Asper, Mark	Signed
8/6/2015	Brodine, Mason	Signed
8/6/2015	Gunn, Harland	Released
8/10/2015	Creedy, Tony	Signed
8/10/2015	Lindley, Ryan	Signed
8/10/2015	Stokes, Logan	Signed
8/10/2015	Brodine, Mason	Released
8/10/2015	Flynn, Matt	Released
8/10/2015	White, Chris	Released
8/11/2015	Groy, Ryan	Acquired Via Trade (CHI)
8/11/2015	Wells, Matthew	Traded to Chicago
8/13/2015	Gaffney, Tyler	Placed on Reserve/Injured
8/14/2015	Walker, Casey	Signed
8/18/2015	Cleveland, Asante	Acquired Via Trade (SF)
8/18/2015	Devey, Jordan	Traded to San Francisco
8/18/2015	Fort, L.J.	Released
8/18/2015	Martin, Chris	Claimed off Waivers (MIA)
8/18/2015	Stokes, Logan	Released
8/24/2015	Lynch, D.J.	Signed
8/24/2015	Gibson, Brandon	Placed on Reserve/Injured
8/25/2015	Wayne, Reggie	Signed
8/25/2015	Kettani, Eric	Released
8/25/2015	Tyms, Brian	Placed on Reserve/Injured
8/26/2015	Williams, Michael	Acquired via Trade (DET)
8/26/2015	Jean, Jimmy	Released
8/27/2015	Asper, Mark	Released
8/27/2015	Gordon, Cameron	Released
8/27/2015	Johnson, Antonio	Released
8/28/2015	Bequette, Jake	Placed on Reserve/Injured
8/31/2015	Boyce, Josh	Released
8/31/2015	Krause, Jonathan	Released
8/31/2015	Mundine, Jimmay	Released
8/31/2015	Vellano, Joe	Released
8/31/2015	Watson, Dekoda	Released

## SEPTEMBER, 2015

9/1/2015	Saunders, Jalen	Acquired via Trade (NO)
9/1/2015	Daniels, DaVaris	Claimed off Waivers (MIN)
9/1/2015	Fletcher, Dane	Placed on Reserve/P.U.P.
9/1/2015	Jones, Chris	Placed on Reserve/P.U.P.
9/1/2015	Develin, James	Placed on Reserve/Injured
9/1/2015	Roberts, Darryl	Placed on Reserve/Injured
9/1/2015	Barker, Chris	Released
9/1/2015	Lynch, D.J.	Released
9/4/2015	Coleman, Justin	Signed
9/4/2015	Bequette, Jake	Released from Reserve/Injured
9/4/2015	Creedy, Tony	Released
9/4/2015	D'Orazio, Zach	Released
9/4/2015	Daniels, DaVaris	Released
9/4/2015	Groy, Ryan	Released
9/4/2015	Hauptmann, Caylin	Released
9/4/2015	Lindley, Ryan	Released
9/4/2015	Martin, Chris	Released
9/4/2015	Morris, James	Released
9/4/2015	Pataiali'i, A.J.	Released
9/4/2015	Walker, Casey	Released
9/5/2015	Cleveland, Asante	Released
9/5/2015	Coleman, Justin	Released
9/5/2015	Dickson, Xzavier	Released
9/5/2015	Fleming, Darius	Released
9/5/2015	Gray, Jonas	Released
9/5/2015	King, Brandon	Released
9/5/2015	McClain, Robert	Released
9/5/2015	Moore, Zach	Released





# 2015 TRANSACTIONS

## SEPTEMBER, 2015 (continued)

9/5/2015	Saunders, Jalen	Released
9/5/2015	Swanson, Daxton	Released
9/5/2015	Wayne, Reggie	Released
9/5/2015	LaFell, Brandon	Placed on Reserve/P.U.P.
9/6/2015	Thornton, Khyri	Claimed off Waivers (GB)
9/6/2015	Fleming, Cameron	Released
9/7/2015	Barker, Chris	Signed to the practice squad
9/7/2015	Clausell, Blaine	Signed to the practice squad
9/7/2015	Cleveland, Asante	Signed to the practice squad
9/7/2015	Dickson, Xzavier	Signed to the practice squad
9/7/2015	Fleming,, Darius	Signed to the practice squad
9/7/2015	King, Brandon	Signed to the practice squad
9/7/2015	Palmer, Nathan	Signed to the practice squad
9/7/2015	Staten, Jimmy	Signed to the practice squad
9/7/2015	Swanson, Daxton	Signed to the practice squad
9/7/2015	Thompkins, Kenbrell	Signed to the practice squad
9/8/2015	Fleming, Cameron	Signed to the practice squad
9/8/2015	Dickson, Xzavier	Released from the practice squad
9/9/2015	Coleman, Justin	Signed off Seattle practice squad
9/9/2015	Stork, Bryan	Placed on Reserve/Injured (designated to return)
9/9/2015	Singleton, Alex	Signed to the practice squad
9/9/2015	Barker, Chris	Released from the practice squad
9/12/2015	Martin, Eric	Released
9/15/2015	Harper, Chris	Released
9/16/2015	Watson, Dekoda	Signed
9/16/2015	Martin, Eric	Signed to the practice squad
9/16/2015	Singleton, Alex	Released from the practice squad
9/16/2015	Staten, Jimmy	Released from the practice squad
9/17/2015	Martin, Keshawn	Acquired via Trade (HOU)
9/17/2015	Thornton, Khyri	Released
9/17/2015	Harper, Chris	Signed to the practice squad
9/18/2015	Staten, Jimmy	Signed to the practice squad
9/18/2015	Palmer, Nathan	Released from the practice squad
9/19/2015	Barker, Chris	Signed to the practice squad
9/19/2015	Thornton, Khyri	Signed to the practice squad
9/19/2015	Staten, Jimmy	Released from the practice squad
9/19/2015	Swanson, Daxton	Released from the practice squad
9/25/2015	Vellano, Joe	Signed to the practice squad
9/25/2015	Martin, Eric	Released from the practice squad
9/29/2015	Bostic, Jonathan	Acquired via Trade (CHI)
9/29/2015	Cadet, Travaris	Released
9/30/2015	Watson, Dekoda	Released
9/30/2015	Barker, Chris	Released from the practice squad
9/30/2015	Thompkins, Kenbrell	Released from the practice squad
9/30/2015	Vellano, Joe	Released from the practice squad

## OCTOBER, 2015

10/1/2015	Hicks, Akiem	Acquired via Trade (NO)
10/1/2015	Hoomanawanui, M.	Traded to New Orleans
10/1/2015	Thornton, Khyri	Signed from the practice squad
10/1/2015	Dixon, Brandon	Signed to the practice squad
10/1/2015	Hickey, Sean	Signed to the practice squad
10/1/2015	Hill, Austin	Signed to the practice squad
10/1/2015	Martin, Eric	Signed to the practice squad
10/9/2015	Barker, Chris	Signed to the practice squad
10/9/2015	Hickey, Sean	Released from the practice squad
10/10/2015	King, Brandon	Signed from the practice squad
10/10/2015	Fletcher, Bradley	Released
10/14/2015	Solder, Nate	Placed on Reserve/Injured
10/14/2015	Melvin, Rashaan	Claimed off Waivers (BAL)
10/17/2015	Fleming, Cameron	Signed from the practice squad
10/17/2015	Brown, Tarell	Placed on Reserve/Injured
10/20/2015	Williams, Brennan	Signed to the practice squad
10/21/2015	Iosefa, Joey	Signed to the practice squad
10/22/2015	Thornton, Khyri	Released
10/22/2015	Williams, Brennan	Released from the practice squad
10/24/2015	LaFell, Brandon	Activated to the 53-man roster
10/28/2015	Raven Sr., Floyd	Signed to the practice squad
10/28/2015	Ventrone, Ross	Signed to the practice squad
10/28/2015	Dixon, Brandon	Released from the practice squad
10/28/2015	McDonald, Dewey	Claimed off Waivers (IND)
10/28/2015	Johnson, Rufus	Placed on Reserve/Illness

## NOVEMBER, 2015

11/7/2015	Stork, Bryan	Activated to the 53-man roster
11/7/2015	Wendell, Ryan	Placed on Reserve/Injured
11/9/2015	Lewis, Dion	Placed on Reserve/Injured
11/10/2015	Milton, Keavon	Signed to the practice squad
11/10/2015	Wilson, Torrian	Signed to the practice squad
11/10/2015	Hill, Austin	Released from the practice squad
11/10/2015	Raven, Sr. Floyd	Released from the practice squad
11/12/2015	Martin, Eric	Signed from the practice squad
11/12/2015	Thomas, Robert	Signed to the practice squad

## NOVEMBER, 2015 (continued)

11/12/2015	McDonald, Dewey	Released
11/14/2015	Barker, Chris	Signed from the practice squad
11/14/2015	McDonald, Dewey	Signed to the practice squad





# UNOFFICIAL DEPTH CHART

Unofficial depth chart compiled by Patriots media relations

## OFFENSE

<b>WR:</b>	80 Danny Amendola	19 Brandon LaFell	18 Matthew Slater
<b>LT:</b>	61 Marcus Cannon	71 Cameron Fleming	
<b>LG:</b>	<u>69 Shaq Mason</u>	67 Josh Kline	64 Chris Barker
<b>C:</b>	<u>60 David Andrews</u>	66 Bryan Stork	
<b>RG:</b>	67 Josh Kline	66 Bryan Stork	<u>63 Tre' Jackson</u>
<b>RT:</b>	76 Sebastian Vollmer	71 Cameron Fleming	66 Bryan Stork
<b>TE:</b>	87 Rob Gronkowski	88 Scott Chandler	85 Michael Williams
<b>WR:</b>	11 Julian Edelman	17 Aaron Dobson	82 Keshawn Martin
<b>QB:</b>	12 Tom Brady	10 Jimmy Garoppolo	
<b>RB:</b>	29 LeGarrette Blount	28 James White	
<b>RB:</b>	38 Brandon Bolden		

## DEFENSE

<b>LE:</b>	50 Rob Ninkovich	72 Akiem Hicks	<u>92 Geneo Grissom</u>
<b>DT:</b>	97 Alan Branch	99 Dominique Easley	
<b>DT:</b>	<u>90 Malcom Brown</u>	96 Sealver Siliga	
<b>RE:</b>	95 Chandler Jones	93 Jabaal Sheard	<u>98 Trey Flowers</u>
<b>LB:</b>	91 Jamie Collins	53 Eric Martin	
<b>LB:</b>	51 Jerod Mayo	55 Jonathan Freeny	
<b>LB:</b>	54 Dont'a Hightower	58 Jonathan Bostic	
<b>RCB:</b>	26 Logan Ryan	<u>22 Justin Coleman</u>	
<b>LCB:</b>	21 Malcolm Butler	24 Rashaan Melvin	
<b>S:</b>	23 Patrick Chung	30 Duron Harmon	<u>37 Jordan Richards</u>
<b>S:</b>	32 Devin McCourty	27 Tavon Wilson	43 Nate Ebner <u>36 Brandon King</u>

## SPECIAL TEAMS

<b>K:</b>	3 Stephen Gostkowski		
<b>P:</b>	6 Ryan Allen		
<b>H:</b>	6 Ryan Allen		
<b>PR:</b>	11 Julian Edelman	80 Danny Amendola	
<b>KR:</b>	80 Danny Amendola	18 Matthew Slater	82 Keshawn Martin
<b>LS:</b>	<u>49 Joe Cardona</u>		

## PRONUNCIATION GUIDE

Danny Amendola	am-men-DOLE-uh	Dont'a Hightower	don-TAY
LeGarrette Blount	LUH-gare-et BLUNT	Jerod Mayo	je-ROD
Joe Cardona	car-DOAN-a	Jabaal Sheard	juh-BALL SHEERD
Dominique Easley	DAW-min-EEK	Sealver Siliga	SIL-ver SEE-ling-gah
Stephen Gostkowski	gost-COW-ski	Tavon Wilson	TAY-von
Geneo Grissom	GEE-no		





# PATRIOTS

## v s . Bills

### SERIES HISTORY



The Patriots and Bills will meet for the 112th time and for the second of two 2015 meetings. The Patriots traveled to Buffalo on Sept. 20 and walked away with a 40-32 victory.

New England holds a 68-42-1 edge in the series. The teams split the season series last year with Buffalo winning at Gillette Stadium for the first time in 13 tries.

New England has swept the series 23 times. The Patriots have won 27 of the last 31 games between the clubs, dating back to the 2000 season.

The Patriots are 35-20 all-time in home games against Buffalo, including 12-1 at Gillette Stadium. The Patriots are 32-22-1 all-time at Buffalo, including 26-16 at Ralph Wilson Stadium.

The series between the AFC East rivals began in 1960. The Patriots' 68 wins over the Bills are their highest victory total over any opponent, nine more than they own over the New York Jets (59).

After seven straight series sweeps and 15 straight Patriots wins, Buffalo ended the streak with a 34-31 victory at Ralph Wilson Stadium in the first meeting of the two teams in 2011 on Sept. 25. The 15-game win streak is the third longest winning streak over a single opponent in NFL history. The Patriots avenged that loss in the 2011 regular season finale on Jan. 1, 2012 by overcoming a 21-0 first quarter deficit and scoring 49 unanswered points en route to a 49-21 victory.

The teams have had many memorable matchups over the years, including a five-game span from 1999 to 2001 where four of the five contests were decided in overtime.

### SERIES BREAKDOWN

<b>Home Record</b> .....	<b>35-20</b>
Record in Foxborough .....	29-15
Foxboro Stadium .....	17-14
Gillette Stadium .....	12-1
Record in Boston .....	6-5
<b>Road Record</b> .....	<b>33-22-1</b>
War Memorial Stadium .....	7-6-1
Ralph Wilson/Rich Stadium .....	26-16
Largest Margin of Victory .....	46 points (2007)
Largest Margin of Defeat .....	35 points (1970)
Longest Win Streak .....	15 games (2003-2010)
Bill Belichick vs. Buffalo Bills .....	27-5 (27-4 with NE)
Rex Ryan vs. NE .....	3-10 RS (1-0 in the PS)

### PATRIOTS-BILLS QUICK HITS

- ★ The Patriots have recorded 68 wins over the Bills, the most by the Patriots against any one opponent. The Jets are second with 59 wins.
- ★ The Buffalo Bills snapped a streak of 13 straight home wins by the Patriots, including 12 straight wins by the Patriots at Gillette Stadium, with their 17-9 win in the 2014 season-finale on Dec. 28, 2014.
- ★ Bill Belichick has a 72-25 (.742) all-time regular season record against the AFC East as head coach of the Patriots.

### TALE OF THE TAPE

2015 Regular Season	New England	Buffalo
Record	9-0	5-4
Divisional Standings	1st	2ndT
Total Yards Gained	3,768	3,084
Total Offense (Rank)	418.7 (2)	342.7 (23)
Rush Offense	92.8 (27)	142.3 (2)
Pass Offense	325.9 (2)	200.3 (29)
Points Per Game	33.7 (1)	25.7 (6)
Total Yards Allowed	3,094	3,146
Total Defense (Rank)	343.8 (15)	349.6 (16)
Rush Defense	88.2 (2)	97.4 (9)
Pass Defense	255.6 (22)	252.1 (18)
Points Allowed/Game	18.8 (4)	23.0 (15)
Possession Avg.	30:34	29:42
Sacks Allowed/Yards Lost	21/110	27/198
Sacks Made/Yards	30/207	14/72
Total Touchdowns Scored	34	28
Penalties Against/Yards	64/592	90/808
Punts/Avg.	29/45.7	47/47.8
Turnover Differential	+6 (5)	+5 (6t)

### PASSING PERFORMANCES

Tom Brady has led the Patriots to 24 regular-season victories over the Bills, recording his highest regular season victory total over any opponent. Additionally, Brady has thrown for more touchdowns (61) against Buffalo than any other opponent. He has 49 touchdowns against the Dolphins and 38 against the Jets. Brady also has more 300-yard games (9) against Buffalo than any other NFL team. He has seven 300-yard games against Miami.

#### TOM BRADY VS. BUFFALO (24-3)

DATE	H/A	A	C	YDS	%	TD	I	RT	W/L	SCORE
11/11/01	H	21	15	107	.714	1	1	78.9	W	21-11
12/16/01	A	35	19	237	.543	0	1	63.6	W(ot)	12-9
11/03/02	A	26	22	265	.846	3	0	147.6	W	38-7
12/08/02	H	27	15	183	.556	2	0	101.3	W	27-17
09/07/03	A	28	14	123	.500	0	4	22.4	L	0-31
12/27/03	H	32	21	204	.656	4	0	122.9	W	31-0
10/03/04	A	30	17	298	.567	2	0	112.9	W	31-17
11/14/04	H	35	19	233	.543	2	1	82.2	W	29-6
10/30/05	H	21	14	199	.667	1	0	113.9	W	21-16
12/11/05	A	38	29	329	.763	2	2	97.4	W	35-7
09/10/06	H	23	11	163	.478	2	1	82.3	W	19-17
10/22/06	A	27	18	195	.667	2	0	112.4	W	28-6
09/23/07	H	29	23	311	.793	4	0	150.9	W	38-7
11/18/07	A	39	31	373	.795	5	0	146.1	W	56-10
09/14/09	H	53	39	378	.736	2	1	97.8	W	25-24
12/20/09	A	23	11	115	.478	1	1	59.1	W	17-10
09/26/10	H	27	21	252	.778	3	0	142.6	W	38-30
12/26/10	A	27	15	140	.556	3	0	107.0	W	38-7
09/25/11	A	45	30	387	.667	4	4	86.1	L	31-34
01/01/12	H	35	23	338	.657	3	1	113.8	W	49-21
09/30/12	A	36	22	340	.611	3	0	120.1	W	52-28
11/11/12	H	38	23	237	.605	2	0	96.1	W	37-31
09/08/13	A	52	29	288	.558	2	1	76.4	W	23-21
12/29/13	H	24	14	122	.583	1	1	68.4	W	34-20
10/12/14	A	37	27	361	.730	4	0	129.6	W	37-22
12/28/14	H	16	8	80	.500	0	0	64.6	L	9-17
09/20/15	A	59	38	466	.644	3	0	105.6	W	40-32
<b>Career Totals</b>		<b>883</b>	<b>568</b>	<b>6,724</b>	<b>.643</b>	<b>61</b>	<b>19</b>	<b>101.5</b>		<b>24-3</b>





# PATRIOTS

## v s . Bills

### 2015 FIRST MEETING MEETING: PATRIOTS 40, BUFFALO 32

September 20, 2015 ★ Ralph Wilson Stadium

	1	2	3	4	Final
New England Patriots	14	10	13	3	— 40
Buffalo Bills	7	6	0	19	— 32

Tom Brady threw for 466 yards and three touchdowns to help lead the Patriots to a 40-32 victory at Ralph Wilson Stadium against the AFC East rival Buffalo Bills. The 466 yards were the second-most in his career to the 517 yards he had in the 2011 season opener at Miami. The 466 yards were also the most ever against Buffalo, eclipsing the previous high of 464 by George Blanda of Oakland in a 1961 game.

Down 37-13 at the start of the fourth quarter, the Bill scored 19 points in three straight drives before their rally fell short in the final 90 seconds.

Buffalo opened the fourth quarter with a 10-play, 80-yard drive that ended in a touchdown. Then, the Patriots failed to convert on a fourth-and-one try from the Buffalo 41-yard line. The Bills took advantage and moved 59-yards on seven plays before scoring a touchdown to make it 37-25 with just over five minutes to play. On the second play of the ensuing drive, Brady fumbled on a sack and Buffalo recovered the ball at the 50-yard line. Two plays later, the Bills scored on a touchdown pass to make it 37-32 with 4:16 to play.

A 22-yard pass interference call and a 29-yard diving reception by WR Danny Amendola helped the Patriots get in position for K Stephen Gostkowski's 25-yard field goal with 1:18 to play to give the Patriots a 40-32 lead.

On Buffalo's first play of the next drive, CB Logan Ryan intercepted a Buffalo pass that deflected off the receiver, and New England ran off the final minute to secure the win. It was the third interception of the day thrown by Buffalo QB Tyrod Taylor.

Wide receiver Julian Edelman hauled in 11 receptions for 97 yards and two touchdowns, while TE Rob Gronkowski caught seven passes for 113 yards with one touchdown. WR Aaron Dobson caught seven passes for 87 yards, and RB Dion Lewis caught six passes for 98 yards.

The Patriots defense registered eight sacks, including a career-high three sacks by DE Chandler Jones. The Buffalo Bills were penalized 14 times for 140 yards.

Buffalo managed just 127 yards on its first 10 possessions with 80 of those coming on the game-opening drive that ended when rookie RB Karlos Williams scored on a two-yard run to take a 7-0 lead. After that opening score, the Patriots took the lead by scoring touchdowns on their next three drives. Edelman caught an 8-yard touchdown pass from Brady, Lewis scored on a 6-yard run and Gronkowski scored on a 2-yard pass.

Following a failed fourth-down attempt by the Patriots at midfield, a 39-yard pass interference call against New England helped Buffalo get in position for a touchdown to make it 21-13. New England responded with a 9-play, 52-yard drive that ended with a 46-yard field goal by Gostkowski to make it 24-13. Buffalo got the ball back before the end of the first half, but S Duron Harmon intercepted Buffalo deep in New England territory to help preserve the lead at the break.

New England added 13 points in the third quarter on all three of their possessions with two Gostkowski field goals and a 22-yard touchdown pass from Brady to Edelman to make it 37-13.

### BRADY BIG AGAINST BUFFALO

Tom Brady owns a 24-3 record against the Buffalo Bills. He has more wins against Buffalo than any other NFL team. The New York Jets are second with 21 wins on Brady's list. Brady's 24 wins against Buffalo are the second most wins by a quarterback against an opponent.

#### MOST WINS BY A STARTING QUARTERBACK AGAINST AN OPPONENT

Player	Wins
Brett Favre	26 wins against Detroit
<b>Tom Brady</b>	<b>24 wins against Buffalo</b>
Brett Favre	23 wins against Chicago
Dan Marino	22 wins against Indianapolis

### BRADY VS. AFC EAST

As a starter against the AFC East, Tom Brady owns a 66-16 (.805) record. He is 24-3 against Buffalo, 21-5 against the New York Jets, 19-8 against Miami and was 2-0 against Indianapolis when they were in the AFC East (2001 season).

### BRADY ON MNF

QB Tom Brady owns a 13-6 record when playing on Monday Night Football. His best statistical performance on Monday Night Football was in the 2011 season-opener when he completed 32-of-48 pass attempts for 517 yards and four touchdowns, including a 99-yard touchdown pass to Wes Welker in the win at Miami (9/12).

Brady has thrown three or more touchdowns in a Monday Night game nine times, including four four-touchdown performances.

Date	OPP.	ATT	CMP	YDS	TD	INT	LG		SCORE
09/09/02	Pit	43	29	294	3	0	40t	W	30-14
12/16/02	@Ten	29	14	134	0	1	35	L	7-24
11/03/03	@Den	35	20	350	3	1	66t	W	30-26
11/22/04	@KC	26	17	315	1	0	48	W	27-19
12/20/04	@Mia	29	18	171	3	4	31t	L	28-29
11/07/05	Ind	33	22	265	3	0	35	L	21-40
12/26/05	@NYJ	29	18	185	2	1	23	W	31-21
10/30/06	@Min	43	29	372	4	1	45	W	31-7
10/01/07	@Cin	32	25	231	3	1	23	W	34-13
12/03/07	@Bal	38	18	257	2	1	43	W	27-24
09/14/09	Buf	53	39	378	2	1	31	W	25-24
11/30/09	@NO	36	21	237	0	2	47	L	17-38
10/04/10	@MIA	24	19	153	1	0	17	W	41-14
12/06/10	NYJ	29	21	326	4	0	50	W	45-3
09/12/11	@MIA	48	32	517	4	1	99t	W	38-24
11/21/11	KC	27	15	234	2	0	52t	W	34-3
12/10/12	HOU	35	21	296	4	0	63T	W	42-14
11/18/13	@CAR	40	29	296	1	1	37	L	20-24
09/29/14	@KC	23	14	159	1	2	44t	L	14-41
<b>Totals</b>		<b>652</b>	<b>421</b>	<b>5170</b>	<b>43</b>	<b>17</b>	<b>99t</b>		<b>13-6</b>

### MONDAY NIGHT TD TOSSES

Brady has 43 touchdown passes on Monday Night Football, the third most in Monday Night Football history, behind Brett Favre (69) and Dan Marino (74). Quarterbacks with the most career touchdown passes on Monday Night Football.

Player	TD Passes on MNF	Games
Dan Marino	74	38
Brett Favre	69	38
<b>Tom Brady</b>	<b>43</b>	<b>19</b>
Steve Young	42	25
Peyton Manning	38	18
Joe Montana	36	20

### BELICHICK ON MNF

Bill Belichick is 16-10 all-time on Monday Night Football, including 15-7 as head coach of the Patriots.

As head coach of the Patriots, Belichick is 8-6 on the road on Monday and 7-1 at home.

### NE VS. BUF ON MONDAY NIGHT

This week's game will be the third time that the Patriots and Bills have played on Monday Night Football.

PATRIOTS VS. BILLS ON MONDAY NIGHT (2-0)			
Year	Date	Opponent	Score
1995	10/23	vs. Buffalo	27-14 (W)
2009	09/14	vs. Buffalo	25-24 (W)





# PATRIOTS

v s . Bills

## CONNECTIONS

### NEW ENGLAND TIES

★ Bills **CB Corey Graham** attended New Hampshire from 2003-06, starting all 42 games and recording 302 tackles, 12 INTs, 31 passes defended, four forced fumbles and three fumble recoveries. He also holds the New Hampshire school record with 1,787 kickoff return yards on 65 returns and three touchdowns.

★ Bills **WR Marcus Easley** attended Bunnell HS in Stratford, Conn., and won a pair of state playoff berths in his final two seasons before playing collegiately at the University of Connecticut, where he finished his career with 53 catches for 997 yards and eight touchdowns.

★ Bills **TE Matthew Mulligan** grew up in Enfield, Maine, and attended the University of Maine in 2006-07 after transferring from Husson College.

### BUFFALO TIES

★ Patriots **TE Rob Gronkowski** attended Williamsville HS just outside Buffalo, N.Y., for three years, earning first-team All-Western New York honors and second-team all-state as a junior in 2005.

★ Patriots **DE Chandler Jones** was born in Rochester, N.Y., and attended Union-Endicott HS in Endicott, N.Y., where he was a 2007 SuperPrep All-Northeast and PrepStar All-East Region selection. He went on to play collegiately at Syracuse University, where he was an All-Big East selection as a junior in 2011 after posting 39 tackles and 41½ sacks.

★ Patriots **defensive coordinator Matt Patricia** attended Vernon-Vernon-Sherrill HS in Sherrill, N.Y., before going on to serve as a graduate assistant at Syracuse from 2001-03.

★ Patriots **tight ends coach Brian Daboll** is a Buffalo, N.Y., native who attended St. Francis HS before playing collegiately at the University of Rochester. As a senior safety in 1997, Daboll once recorded three interceptions in a game.

★ Patriots **running backs coach Ivan Fears** coached the wide receivers at Syracuse from 1980-90.

## CONNECTIONS (CONT'D)

### FORMER PATRIOTS

★ Bills **TE Matthew Mulligan** played in 15 games with four starts for the Patriots in 2013.

### FORMER BILLS

★ Patriots **DL Alan Branch** played all 16 games with 13 starts for the Bills in 2013.

★ Patriots **TE Scott Chandler** spent four full seasons (2011-14) with the Bills. Last year, Chandler posted a career-high 105 receiving yards against the Patriots (10/12/14), marking the first 100-yard performance of his career.

### FORMER NFL TEAMMATES

★ Patriots **RB Dion Lewis** and Bills **RB LeSean McCoy** shared a backfield in Philadelphia when they were offensive teammates for the Eagles in 2012-13.

★ Bills **TE Charles Clay** was tutored by Patriots **tight ends coach Brian Daboll** in 2011, when Daboll served as offensive coordinator of the Miami Dolphins.

★ Patriots **WR Danny Amendola** and Bills **OL Richie Incognito** were offensive teammates in 2009 when they played for the St. Louis Rams.

★ Patriots **offensive line coach Dave DeGuglielmo** worked under Bills **head coach Rex Ryan** when both coaches held the same roles with the New York Jets in 2012.

### FORMER COLLEGE TEAMMATES

★ Patriots **C David Andrews** and Bills **T Cordy Glenn** played on the offensive line together at Georgia in 2011.

★ Patriots **TE Michael Williams** and Bills **T Cyrus Kouandjio** were offensive teammates at Alabama, where they helped the Crimson Tide capture a BCS National Championship in 2013.

★ Patriots **DB Jordan Richards** and Bills **LB AJ Tarpley** were defensive teammates for all four years at Stanford (2011-14).

★ Patriots **C Bryan Stork** (2011-13) and **G Tre' Jackson** (2011-14) blocked for Bills **QB EJ Manuel** (2009-12) at Florida State.





# PATRIOTS

## Last Game

### PATRIOTS 27, NEW YORK GIANTS 26

November 15, 2015 ★ MetLife Stadium

	1	2	3	4	Final
New England Patriots	7	3	7	10	— 27
New York Giants	7	10	6	3	— 26

Kicker Stephen Gostkowski drilled a 54-yard field goal with one second to play to lift the New England Patriots to a 27-26 come-from-behind victory over the New York Giants at MetLife Stadium. The Patriots improved to a 9-0 record with the win and secured a winning season for the 15 straight year, joining San Francisco (16) and Dallas (16) as the only teams with at least 15 straight winning seasons since the 1970 merger.

The Giants appeared to give the Patriots their first loss of the season after Josh Brown kicked a 29-yard field goal to give New York a 26-24 lead with 1:47 left to play. QB Tom Brady then drove the Patriots 44 yards, converting a fourth-and-10 on the series, to set up the game-winning field goal. It is the 49th time and the second time in 2015 that Brady has engineered a game-winning performance to lead his team to a victory from a fourth quarter deficit or tie. The Patriots also survived what could have been the game-clincher for the Giants. On the first play of the winning drive, Brady lofted a pass over the middle of the field that fell in and out of the hands of Giants S Landon Collins.

On the Giants final series, it appeared at first that QB Eli Manning had completed a 5-yard touchdown pass to WR Odell Beckham, Jr., but at the last second CB Malcolm Butler stripped the ball out of Beckham's hands. The play, initially ruled a touchdown, was reversed on replay.

The Patriots erased a 23-17 fourth-quarter deficit when Brady connected with TE Rob Gronkowski on a career-long 76-yard touchdown pass to give the Patriots a 24-23 lead. After stopping the Giants on three-straight plays, the Patriots got the ball and marched to the New York 1-yard line with 6:10 to play and a chance to put the game away. A 1-yard touchdown run by RB LeGarrette Blount was nullified by a holding call and then three plays later, Brady's pass to WR Brandon LaFell was intercepted by CB Trumaine McBride, to give the Giants the ball at the 5-yard line with six minutes to play.

Brady finished the game 26-of-42 for 334 yards with two touchdowns and one interception. Gronkowski caught four passes for 113 yards and one score. WR Danny Amendola caught 10 passes for 79 yards, including a 12-yard pass on fourth-and-10 on the game-winning drive. Amendola totaled three passes for 31 yards on that sequence. He also set a personal best with an 82-yard punt return that set up a touchdown in the third quarter.

The Patriots opened the game with a methodical 14-play, 80-yard drive that was capped with a 1-yard touchdown pass to TE Scott Chandler. Just 51 seconds later, Manning connected with Beckham on an 87-yard touchdown pass to tie the game at seven. Both teams added field goals in the second quarter before the Giants took the lead after two 31-yard pass plays helped get into position for Manning's 1-yard touchdown pass to WR Dwayne Harris for a 17-10 lead at halftime.

The Giants opened the third quarter with a drive that ended in a field goal to extend their lead to 20-10. The Patriots closed the lead after an 82-yard punt return by Amendola helped set up a 1-yard touchdown run by Blount to make it 20-17. The Giants added a field goal later in the third quarter to take a 23-17 lead into the fourth quarter.



### ANNUAL ACHIEVEMENT

The Patriots improved to 9-0 and have secured their 15th straight winning season. They are the first team to win more than half of their games in 15 straight seasons since free agency began in 1993. The Patriots have now had a winning record in 19 of the 22 seasons that Robert Kraft as owned the team.

#### MOST CONSECUTIVE WINNING SEASONS (SINCE 1970 MERGER)

San Francisco (1983-98)	16
Dallas (1970-85)	16
<b>New England (2001-14)</b>	<b>15</b>
Oakland (1970-80)	11

#### MOST CONSECUTIVE WINNING SEASONS ALL-TIME

Dallas (1966-85)	20
San Francisco (1983-98)	16
Oakland (1965-80)	16
<b>New England (2001-14)</b>	<b>15</b>
Chicago (1930-44)	15
Green Bay (1934-47)	14
Cleveland (1957-69)	13

16

### WINNING STREAK

The Patriots are the only team in the NFL to have recorded nine or more wins in each of the last 15 seasons.

#### MOST SEASONS OF 9+ WINS SINCE 2001

<b>New England</b>	<b>15</b>
Indianapolis	12
Green Bay	10
Philadelphia	10
Baltimore	10
Pittsburgh	10

### 30TH WINNING SEASON

The Patriots now have 30 winning seasons since the 1970 merger, tied with Dallas for second behind only Pittsburgh with 32.

#### MOST WINNING SEASONS SINCE THE 1970 MERGER

1. Pittsburgh	32
<b>2. New England</b>	<b>30</b>
2. Dallas	30
3. Miami	29
5. Minnesota	27
5. Denver	27
7. San Francisco	26

### PATS SET NFL SCORING RECORD

The Patriots set an NFL record by scoring in 32 straight quarters on Tom Brady's 1-yard touchdown pass to TE Scott Chandler in the first quarter. The only quarter in which the Patriots failed to score a point in 2015 was the first quarter of the 2015 season opener vs. Pittsburgh (9/10).

#### THE MOST CONSECUTIVE REGULATION QUARTERS WITH AT LEAST ONE POINT:

Team	Year(s)	Consecutive Scoring Quarters
<b>New England</b>	<b>2015</b>	<b>35</b>
St. Louis	1999-2000	31
Indianapolis	2005	31
New England	1993-94	27
Kansas City	2002	27
Oakland	2002	27

### FOURTH TIME CHAMPS START 9-0

The Patriots are the fourth defending Super Bowl champion to start 9-0, joining Green Bay (2011-13-0), Denver (1998 - 13-0) and San Francisco (1990 - 10-0).

### INTER-CONFERENCE DOMINANCE

The Patriots improved to 45-10 against NFC teams since NFL realignment in 2002, improving on the best inter-conference record over that span.

#### NFL'S BEST INTER-CONFERENCE RECORD SINCE 2002

Team	W	L	T	Pct.
<b>New England</b>	<b>45</b>	<b>10</b>	<b>0</b>	<b>.818</b>
Pittsburgh	38	16	1	.700
Indianapolis	34	19	0	.642
Baltimore	33	21	0	.611
Denver	33	22	0	.600

### WIN STREAK REACHES 12

The Patriots have now won 12 consecutive games, dating back to last season. The Patriots won three straight playoff games to end 2014 and their first nine of 2015. The overall win streak is the fourth longest in team history.

#### LONGEST PATRIOTS WINNING STREAKS (INCLUDING PLAYOFFS)

Wins	Dates
21	Oct. 5, 2003 to Oct. 24, 2004
18	Sept. 9, 2007 to Jan. 20, 2008
12	Nov. 25, 2001 to Sept. 22, 2002
<b>12</b>	<b>Jan. 10, 2015 to Present</b>

### NOVEMBER REIGN

The Patriots improved to 42-15 (.737) in November since 2001, the best winning percentage in November since that time. Indianapolis is second (41-20, .672).





# PATRIOTS

## Last Game

### INDIVIDUAL NOTES

#### BELICHICK'S 15TH STRAIGHT WINNING SEASON

Bill Belichick has led the Patriots to a winning record for 15 consecutive seasons (2001-2015). Tom Landry is the only other coach in NFL with more consecutive winning seasons - 20 overall and 16 straight after the 1970 NFL merger.

##### MOST CONSECUTIVE SEASONS WITH A WINNING RECORD

HEAD COACH	TEAM	YEARS
Tom Landry	Dallas	20 - 1966-1985
<b>Bill Belichick</b>	<b>New England</b>	<b>15 - 2001-2015</b>
Curly Lambeau	Green Bay	14 - 1934-1947
Curly Lambeau	Green Bay	12 - 1921-1932
George Halas	Chicago	10 - 1933-1942
John Madden	Oakland	10 - 1969-1978

#### GOSTKOWSKI SETS TEAM FG RECORD

Stephen Gostkowski set the team record for most field goals in team history with two field goals to surpass Adam Vinatieri (263) with 264 career field goals.

##### MOST FIELD GOALS IN PATRIOTS HISTORY

<b>Stephen Gostkowski</b>	<b>264</b>
Adam Vinatieri	263
Gino Cappelletti	176
John Smith	128

#### GOSTKOWSKI IS GOOD FROM 50

Gostkowski is the first to reach 80 percent from 50 yards or more. Gostkowski has made 81 percent of his field goals (17-for-21) from 50 yards or more. Gostkowski is 4-for-4 from 50-plus yards in 2015. His 17 50-yard field goals are the most in team history.

##### HIGHEST FIELD GOAL PERCENTAGE FROM 50 YARDS.

Player	FM	FA	Pct.
<b>Stephen Gostkowski</b>	<b>17</b>	<b>21</b>	<b>81.0</b>
Matt Prater	26	34	76.5
Robbie Gould	20	27	74.1

#### GOSTKOWSKI'S 7TH GAME WINNER

Gostkowski's 54-yard field goal with one second to play was his seventh game-winning field goal.

#### GOSTKOWSKI REMAINS PERFECT

Stephen Gostkowski hit both of his field goal attempts against the Giants, upping his season total to 21-for-21 on field goals.

##### Highest Field Goal Pct. Season

100.0	Tony Zendejas, LA Rams, 1991 (17-17)
100.0	Gary Anderson, Minneosta, 1998 (35-35)
100.0	Jeff Wilkins, St. Louis, 2000 (17-17)
100.0	Mike Vanderjagt, Indianapolis, 2003 (37-37)

#### GOSTKOWSKI EXTENDS TEAM RECORD

Stephen Gostkowski has now connected on 30 consecutive field goals dating back to last season, improving on his franchise record. The NFL record for most consecutive field goals is 42 by Mike Vanderjagt (2002-04).

Gostkowski's current streak of 445 consecutive extra points is an NFL record, and he has not missed an extra point since Dec. 31, 2006, at Tennessee.

##### Most Consecutive Field Goals/Patriots History

<b>30 Stephen Gostkowski (12/07/14-present)</b>
25 Adam Vinatieri (11/24/96-11/09/97)
23 Adam Vinatieri (10/17/04-12/26/04)
21 Stephen Gostkowski (9/22/13-11/24/13)
20 Stephen Gostkowski (12/15/13-10/05/14)

#### JONES REACHES DOUBLE-DIGIT SACKS

Chandler Jones reached double digit sacks when he forced a fumble on a second quarter sack of Eli Manning to increase his total to 10½ sacks. It is his second season with double-digit sacks. He had 11½ sacks in 2013. Tony McGee (3), Andre Tippett (3) and Garin Veris (2) are the only other Patriots players with at least two 10-plus sack seasons.

##### PATRIOTS 10-PLUS SACK SEASONS

Sacks	Player	Year
12.0	Tony McGee	1977
10.0	Bobby Hamilton	1977
11.5	Tony McGee	1978
10.5	Tony McGee	1979
18.5	Andre Tippett	1984
16.5	Andre Tippett	1985
10.0	Garin Veris	1985
11.0	Garin Veris	1986
12.5	Andre Tippett	1987
11.0	Willie McGinest	1995
12.5	Mike Vrabel	2007
10.0	Tully Banta-Cain	2009
10.0	Mark Anderson	2011
10.0	Andre Carter	2011
11.5	Chandler Jones	2013
<b>10.5</b>	<b>Chandler Jones</b>	<b>2015</b>

#### JONES GETS ANOTHER SACK

Chandler Jones has recorded a sack in five straight games and is the first Patriots player to accomplish such a streak since Roosevelt Colvin had a streak of five straight games with at least a half sack in 2005. The Patriots record for most consecutive games with at least a half sack is seven by Andre Tippett in 1984.

#### AMENDOLA SETS PERSONAL RECORD

Danny Amendola set a career best with an 82-yard punt return in the third quarter. His previous best was a 56-yard punt return vs. San Francisco on Jan. 3, 2010, when he played for St. Louis. It is the Patriots seventh punt return of at least 80 yards and the first since Julian Edelman had an 84-yard touchdown return vs. Denver on Nov. 2, 2014.

#### AMENDOLA HAS SIXTH 10-CATCH GAME

Amendola finished with 10 receptions for 79 yards. It is his sixth 10-reception game and his third with the Patriots.

#### GRONKOWSKI GOES LONG

Rob Gronkowski's 76-yard touchdown reception from Tom Brady in the fourth quarter is the longest reception of his career. His previous long was a 52-yard touchdown pass vs. Kansas City on Nov. 21, 2011. It is the longest play of the season for the Patriots. Julian Edelman had a 59-yard touchdown at Dallas on Oct. 11.

#### GRONK TIED FOR THIRD-MOST TDS

Gronkowski now has 62 career touchdown receptions, tied for third all-time by a tight end.

##### MOST TOUCHDOWN RECEPTIONS BY AN NFL TIGHT END

Player	Career TD Reception
Tony Gonzalez	111
Antonio Gates	101
<b>Rob Gronkowski</b>	<b>62</b>
Shannon Sharpe	62
Jerry Smith	60
Jason Witten	59
Vernon Davis	55





# PATRIOTS

## Last Game

### GRONK NETS 20TH 100-YD GAME

Gronkowski matched his personal best with his fifth 100-yard game this season. He also had five in 2011. The Patriots record for most 100-yard games in a season is nine by Randy Moss (2007) and Stanley Morgan (1986). The NFL record for most 100-yard games in a season by a tight end is six by Tony Gonzalez (2004 and 2000) and Jimmy Graham (2013).

#### Most 100-yard receiving games in Patriots History

Stanley Morgan	38
Wes Welker	28
<b>Rob Gronkowski</b>	<b>20</b>
Randy Moss	18

### GRONK GOES OVER 100 AGAIN

Ron Gronkowski finished with his 20th 100-yard game, his fifth of the season. Gronkowski's 20 career 100-yard games are tied with Jason Witten for fifth all-time by a tight end. Gronkowski matched his personal best with his fifth 100-yard receiving game in a season. He also had five in 2011. The Patriots record for most 100-yard games in a season is nine by Randy Moss (2007) and Stanley Morgan (1986). The NFL record for most 100-yard games in a season by a tight end is six by Tony Gonzalez (2004 and 2000) and Jimmy Graham (2013).

### BRADY GOOD VS. NFC EAST

Tom Brady improved his career record as a starter against NFC East opposition to 13-2. It is the best mark of any quarterback in the past 15 seasons with at least 10 starts against the division.

### BRADY GREAT IN NOVEMBER

#### QUARTERBACKS WITH THE BEST RECORDS IN NOVEMBER IN SUPER BOWL ERA (MIN. 20 STARTS)

Player	Record in November	Win PCT.
Daryle Lamonica	19-4-2	.826
Tony Romo	26-6	.813
Jim McMahon	18-5	.783
<b>Tom Brady</b>	<b>40-12</b>	<b>.769</b>
Joe Flacco	23-10	.697

### BRADY WITH ANOTHER COMEBACK

Tom Brady engineered his 49th career game-winning performance to lead his team to a victory from a fourth-quarter deficit and second of 2015. The Patriots entered the fourth quarter down 23-17 and were losing 17-16 in the fourth quarter vs. the Jets (10/25), before winning, 30-23.

### PASSING YARDS PACE

Tom Brady has 3,043 passing yards through nine games this season and is on pace to pass for 5,409 yards, which would be a career high and challenge Peyton Manning's NFL-record 5,477 passing yards in 2013.

#### MOST PASSING YARDS IN A SEASON

Player	Yards
Peyton Manning (2013)	5,477
Drew Brees (2011)	5,476
<b>Tom Brady (2011)</b>	<b>5,235</b>
Drew Brees (2012)	5,177
Drew Brees (2013)	5,162
Dan Marino (1984)	5,084
Matthew Stafford (2011)	5,038

### BRADY ON PACE FOR 43 TDS

Tom Brady has 24 touchdown passes through the first nine games of the season, putting him on pace to finish with 43 scoring passes in 2015. If Brady reaches at least 40 touchdown passes, he will join Peyton Manning (Dan Marino and Drew Brees as the only players in NFL history to have multiple seasons of 40-plus touchdown passes.

#### QUARTERBACKS WITH 40 OR MORE TOUCHDOWN PASSES IN A SEASON

Player	TD Passes
Peyton Manning (2013)	55
<b>Tom Brady (2007)</b>	<b>50</b>
Peyton Manning (2004)	49
Dan Marino (1984)	48
Drew Brees (2011)	46
Aaron Rodgers (2011)	45
Dan Marino (1986)	44
Drew Brees (2012)	43
Matthew Stafford (2011)	41
Kurt Warner (1999)	41
Andrew Luck (2014)	40

### BRADY THROWS MULTIPLE TDS AGAIN

Tom Brady has opened the 2015 season with nine straight games with at least two touchdown passes after throwing for two against the Giants. In 2007, Brady started the season by throwing two or more touchdowns in the first 10 games of the season. He had a nine-game streak in 2010 and 2011 and a 10-game streak in 2014 with two or more touchdowns.

### BRADY ECLIPSES 300 AGAIN

Tom Brady finished the game with 334 passing yards for his 70th career 300-yard game and the sixth 300-yard game of the 2015 season. Only Peyton Manning (93) and Drew Brees (92) have more 300-yard games than Brady. The Patriots are 59-11 in Brady's 70 career 300-yard games. Brady had five 300-yard games in 2014 and his personal single-season record is 11 300-yard games in 2011. Drew Brees has the league record with 13 300-yard games in 2011. Brady now has seven 300-yard games against Miami, the most 300-yard games against the Dolphins. The only team that Brady has more 300-yard games against is Buffalo with nine.

### LINEUP NOTES

#### BRYAN STORK MAKES FIRST NFL START AT RIGHT TACKLE

★ **OL Bryan Stork** made his first NFL start at right tackle. As a rookie in 2014, Stork started in 11 games at center. It was also Stork's first start of the 2015 season.

#### CAMERON FLEMING MAKES FIRST START AT LEFT TACKLE

★ **OL Cameron Fleming** made his sixth NFL start and his first at left tackle. He started three games in 2015 at right tackle.

#### OL CHRIS BARKER SAW HIS FIRST ACTION

★ **OL Chris Barker** saw his first action of the season on a goal line play in the first quarter.

#### DL JABAAL SHEARD RETURNS TO ACTION

★ **DL Jabaal Sheard** returned to action after missing three games due to injury.





# NOTEWORTHY

## 2015

### PATRIOTS

\*The 2015 Patriots can match the Oakland Raiders (1973-1977) as only the second team in NFL history to advance to five straight AFC Championship games.

\*The Patriots will look to become the ninth team to repeat as Super Bowl champions and the first team to do so since New England won back-to-back Super Bowls in 2003 and 2004. The Patriots will try to match Pittsburgh as the only other NFL team with back-to-back Super Bowl wins two separate times.

\*The Patriots have won six straight division titles (2009-14) and can match the Los Angeles Rams (1973-79) for the most consecutive division titles in NFL history if they win the AFC East in 2015.

### PRO BOWL BALLOTING

NFL Pro Bowl balloting has begun with fans voting to select players for the 2016 Pro Bowl. Voting is available online and on web-enabled mobile phones by going to [www.NFL.com/probowl/ballot](http://www.NFL.com/probowl/ballot) until Tuesday, Dec. 15. The Pro Bowl players will be announced on Tuesday, Dec. 22, live on NFL Network. The Pro Bowl will remain "unconferenced." Players will be selected without regard to conference in voting and assigned to Pro Bowl teams via a fantasy football-style draft. The 2016 Pro Bowl will be played on Sun., Jan. 31, 2016 and televised live from Aloha Stadium in Honolulu, Hawaii.



### PRO BOWL - PATRIOTS RANKINGS

The New England Patriots have 16 players in the top 10 in Pro Bowl votes in their respective positions, including QB Tom Brady, K Stephen Gostkowski, TE Rob Gronkowski, Spt. Matthew Slater and T Sebastian Vollmer, who lead the fan voting at their positions. Brady leads all NFL players.

RS Danny Amendola ... (3rd in Voting - 16,525)	WR Julian Edelman ... (8th in Voting - 54,646)
C David Andrews ... (3rd in Voting - 31,282)	TE Rob Gronkowski ... (1st in Voting - 101,674)
P Ryan Allen ... (3rd in Voting - 17,019)	K Stephen Gostkowski (1st in Voting - 46,071)
QB Tom Brady ... (1st in Voting - 141,750)	LB Dont'a Hightower ... (7th in Voting - 23,315)
CB Malcolm Butler ... (9th in Voting - 23,585)	DE Chandler Jones ... (2nd in Voting - 51,793)
T Marcus Cannon ... (8th in Voting - 17,241)	S Devin McCourty ... (4th in Voting - 15,559)
S Patrick Chung ... (7th in Voting - 10,570)	ST Matthew Slater ... (1st in Voting - 21,457)
LB Jamie Collins ... (2nd in Voting - 42,907)	T Sebastian Vollmer ... (1st in Voting - 32,135)

### BILL BELICHICK

\*Bill Belichick (6) needs to reach one more Super Bowl as a head coach to break a tie with Don Shula (6) for the most conference titles.

\*Belichick has four Super Bowl wins as a head coach to match Pittsburgh's Chuck Noll for the most wins. With one more Super Bowl win, Belichick will have the most wins by a head coach in Super Bowl history.

\*Belichick has led the Patriots to 15 straight winning seasons, the second most consecutive winning seasons all-time to the 20 by Tom Landry.

\*Belichick is one of five head coaches to win six consecutive division titles (2009-14) - Paul Brown (1950-55), Tom Landry (1966-71), Bud Grant (1973-78) and Chuck Noll (1974-79) - and needs one more division title in 2015 to have seven, the most consecutive division titles among all head coaches.

\*Belichick has 12 division titles as a head coach and needs one more to tie Tom Landry and Don Shula for 13, the most division titles among all head coaches.

### TOM BRADY

## CONSISTENT WINNER

Tom Brady has 169 career regular-season wins with the Patriots, the most wins by a starting quarterback with one team.

QUARTERBACK	TEAM	CAREER WINS
<b>Tom Brady</b>	<b>New England</b>	<b>169</b>
Brett Favre	Green Bay	160
John Elway	Denver	148
Dan Marino	Miami	147
Peyton Manning	Indianapolis	141

### TOM BRADY (CONT.)

\*Brady is in his 16th season with the Patriots, tying former Patriots QB Steve Grogan (1975-90) for most seasons with the Patriots.

\*Brady became the fourth NFL player to ever reach 400 career touchdown passes on a second quarter TD pass vs. Jacksonville (9/27/15).

\*If Brady reaches 30 or more touchdown passes in 2015, he will become just the fourth player in NFL history with at least 30 or more touchdown passes in six seasons.

\*If Brady reaches 4,000 passing yards in 2015, he will be just the third player in NFL history with at least eight 4,000-yard passing seasons.

\*Brady has now played in 218 career games with the Patriots, moving past Bruce Armstrong (212) for most games played in Patriots history. He has started in 216 games and moved past Armstrong (212) for most starts in Patriots history.

\*Tom Brady made his 14th opening day start with the Patriots in 2015. The only NFL quarterbacks with more opening day starts with one team are John Elway (16 with Denver), Dan Marino (16 with Miami) and Brett Favre (15 with Green Bay).

### STEPHEN GOSTKOWSKI

\*Stephen Gostkowski has led the NFL in scoring in each of the last three seasons (2012-14). He can become just the third NFL player to lead the NFL in scoring in at least four consecutive seasons, joining Don Hutson (1940-44) and Gino Cappelletti (1963-66).

\*If Stephen Gostkowski leads the NFL in scoring in 2015, he will join Don Hutson (5) and Gino Cappelletti (5) as the only NFL players to lead the NFL in scoring in five seasons. Gostkowski has led the NFL in scoring in 2008, 2012, 2013 and 2014.

\*Gostkowski (264) moved past Adam Vinatieri (263) for the most field goal sin team history.

\*Gostkowski moved past Matt Stover (422) and is first in NFL history with 445 consecutive extra points.

### ROB GRONKOWSKI

## EXCLUSIVE COMPANY

# 63

Rob Gronkowski became the second Patriots player with 60 career touchdowns and the fifth NFL tight end with 60 touchdowns. he reached 60 touchdowns in 70 games, the fastest among all tight end.

#### MOST TOUCHDOWNS BY PATRIOTS PLAYER

Player	Touchdowns
Stanley Morgan	68 (67-rec, 1-rt)
Rob Gronkowski	63 (62-rec, 1 rush)
Ben Coates	50 (50-rec)
Randy Moss	50 (50-rec)

\*Rob Gronkowski has 63 overall touchdowns and needs six touchdowns to move past Stanley Morgan (68) to become the all-time leader in touchdowns scored for the Patriots.

\*Gronkowski (62) needs six receiving touchdowns to move past Stanley Morgan (67) to become the all-time leader in receiving touchdowns for the Patriots.

\*Gronkowski became the seventh Patriots player to reach 5,000 receiving yards (5,185). He reached 5,000 yards in his 72nd NFL game to become the second fastest tight end to reach 5,000 yards. Kellen Winslow reached 5,000 yards in his 69th game.







# INDIVIDUAL & TEAM NOTES







# ROBERT KRAFT

## News & Notes

Since Robert Kraft purchased the team in 1994, the Patriots have experienced one of the most dramatic turnarounds in the history of sports. Now in his 22nd season of ownership, Kraft has transformed one of the league's least successful clubs into what observers view as a model NFL franchise. In the five seasons immediately preceding his purchase (1989-93), the Patriots were a moribund team, winning just 19 of 80 games (.238 pct.) and logging the worst record in the NFL over that span. When he bought the franchise on Jan. 21, 1994, Kraft



announced his intention to bring a championship to New England, a tall order considering the team's previous success rate. But under Kraft's leadership, the Patriots have won more division titles (14), conference crowns (7) and Super Bowl championships (4) than any other NFL team. Super Bowl XLIX was the seventh Super Bowl appearance since Kraft purchased the team, a period during which no other team has earned more than four berths. In Kraft's 21 seasons, the Patriots have qualified for the playoffs 16 times, more than doubling the franchise's accomplishments during its first 34 seasons.

	<b>Pre-Kraft 1960-93</b>	<b>Pre-Kraft 1989-93</b>	<b>Kraft Era 1994-13</b>
Overall Record	225-276-9	19-61	262-119
Winning Pct.	.450	.238	.688
Super Bowl Titles	0	0	4
Conference Titles	1	0	7
Division Titles	3	0	14
Playoff Seasons	6	0	16
Playoff Record	4-6	-	24-12
Home Playoff Games	1	0	20
Home Playoff Record	0-1	-	17-3

## A CHAMPIONSHIP TRADITION

### MULTIPLE LEAGUE CHAMPIONSHIPS SINCE 2001

TEAM	LEAGUE	TITLES
Los Angeles Galaxy	MLS	5
<b>New England Patriots</b>	<b>NFL</b>	<b>4</b>
Los Angeles Lakers	NBA	4
San Antonio Spurs	NBA	4
Boston Red Sox	MLB	3
San Francisco Giants	MLB	3

### HIGHEST WINNING PERCENTAGE IN MAJOR PROFESSIONAL SPORTS SINCE 1994 (Regular Season)

TEAM	LEAGUE	PCT.
<b>New England Patriots</b>	<b>NFL</b>	<b>.690</b>
San Antonio Spurs	NBA	.685
Detroit Red Wings	NHL	.656
Green Bay Packers	NFL	.645
Pittsburgh Steelers	NFL	.629
Los Angeles Lakers	NBA	.611

## 235 GAME SELLOUT STREAK

In the early 1990's, the Patriots seemed destined for relocation until Robert Kraft's purchase of the team rejuvenated local interest. In 1991, the season ticket base was just 17,635, barely enough to support the club. Now, the season tickets are capped and more than 50,000 fans are on a season ticket waiting list. The Patriots have sold out 235 consecutive home games, including playoff and preseason games (dating back to the 1994 season opener).

## SINCE ROBERT KRAFT PURCHASED THE TEAM IN 1994

### TOTAL VICTORIES SINCE 1994 (Regular Season)

<b>New England Patriots</b>	<b>238</b>
Green Bay Packers	222
Pittsburgh Steelers	217
Denver Broncos	210
Indianapolis Colts	209

### TOTAL VICTORIES SINCE 1994 (Incl. Postseason)

<b>New England Patriots</b>	<b>262</b>
Green Bay Packers	239
Pittsburgh Steelers	234
Indianapolis Colts	223
Denver Broncos	221
Philadelphia Eagles	201

### MOST HOME VICTORIES SINCE 1994 (Incl. Postseason)

<b>New England Patriots</b>	<b>150</b>
Green Bay Packers	143
Pittsburgh Steelers	135
Denver Broncos	129
Indianapolis Colts	125

### WINNING PERCENTAGE SINCE 1994 (Incl. Postseason)

TEAM	W	L	T	PCT.
<b>New England Patriots</b>	<b>262</b>	<b>119</b>	<b>0</b>	<b>.688</b>
Green Bay Packers	239	136	1	.637
Pittsburgh Steelers	234	139	1	.627
Denver Broncos	221	144	0	.605
Indianapolis Colts	223	151	0	.596
Baltimore Ravens	185	150	1	.552
Philadelphia Eagles	201	165	2	.549

### SUPER BOWL CHAMPIONSHIPS SINCE 1994

<b>New England Patriots</b>	<b>4</b>
Baltimore Ravens	2
Green Bay Packers	2
Pittsburgh Steelers	2
Denver Broncos	2
N.Y. Giants	2

### CONFERENCE CHAMPIONSHIPS SINCE 1994

<b>New England Patriots</b>	<b>7</b>
Pittsburgh Steelers	4
Denver Broncos	3
Green Bay Packers	3
N.Y. Giants	3
Seattle Seahawks	3

### DIVISION CHAMPIONSHIPS SINCE 1994

<b>New England Patriots</b>	<b>14</b>
Green Bay Packers	11
Pittsburgh Steelers	11
Indianapolis Colts	10

### PLAYOFF VICTORIES SINCE 1994

<b>New England Patriots</b>	<b>24</b>
Pittsburgh Steelers	17
Green Bay Packers	17
Baltimore Ravens	15
Indianapolis Colts	14
San Francisco 49ers	12

### PLAYOFF GAMES PLAYED SINCE 1994

<b>New England Patriots</b>	<b>36</b>
Green Bay Packers	31
Indianapolis Colts	29
Pittsburgh Steelers	28
Philadelphia Eagles	23
Baltimore Ravens	23
San Francisco 49ers	21

### PLAYOFF SEASONS SINCE 1994

<b>New England Patriots</b>	<b>16</b>
Indianapolis Colts	16
Green Bay Packers	16
Pittsburgh Steelers	13
Philadelphia Eagles	12

### PLAYOFF WINNING PERCENTAGE SINCE 1994

TEAM	W	L	PCT.
<b>New England Patriots</b>	<b>24</b>	<b>12</b>	<b>.667</b>
Baltimore Ravens	15	8	.652
N.Y. Giants	10	6	.625
Pittsburgh Steelers	17	11	.607
St. Louis Rams	6	4	.600
New Orleans Saints	7	5	.583





# ROBERT KRAFT

## Chairman & CEO

### ESTABLISHING A WINNING TRADITION

Kraft's winning percentage with the Patriots (.688) since taking over the team in 1994 is the highest among all owners/ownership groups with at least 200 wins (regular and postseason). He is just one of five owners with at least 200 wins and a winning percentage over .600.

OWNER	TEAM	YEARS	WINNING PCT.
<b>Robert Kraft</b>	<b>Patriots</b>	<b>1994-present</b>	<b>.688</b>
Eddie DeBartalo, Jr.	49ers	1977-1999	.636
Clint Murchison, Jr.	Cowboys	1960-1983	.634
Pat Bowlen	Denver	1984-2015	.609
Joe Robbie	Dolphins	1966-1989	.609

### ALL-TIME POSTSEASON WINS BY AN OWNER

Robert Kraft has 24 career postseason wins, which is tied for the third-most in NFL history.

WINS	OWNERSHIP
33	The Rooney Family, Pittsburgh (1933-present)
30	Green Bay Packers (1919-present)
<b>24</b>	<b>Robert Kraft, New England (1994-present)</b>
24	the Mara Family, N.Y. Giants (1925-present)
22	Eddie DeBartalo, Jr., San Francisco (1977-1999)
21	Al Davis, Oakland/Los Angeles (1972-2011)

### QB STABILITY

Since 1994, the Patriots have had 15 quarterbacks on their active roster. Of this group, only four quarterbacks have started a regular-season or post-season game for the club, the fewest total of any team in the NFL. Only Drew Bledsoe and Tom Brady - have started on Opening Weekend for New England

Team	Starting QBs since 1994	Opening Day QBs since 1996
<b>New England</b>	<b>4</b>	<b>2</b>
Green Bay	5	2
N.Y. Giants	8	6
Houston**	10	3
Pittsburgh	11	6
Indianapolis	12	5
San Diego	12	6
Cincinnati	12	8
New Orleans	14	7
Seattle	15	6
Carolina	15	8
Kansas City	16	5
San Francisco	16	6
Baltimore*	16	8
Buffalo	16	9
Jacksonville	17	5
Tennessee	17	7
Denver	17	7
Philadelphia	17	8
Tampa Bay	17	10
Detroit	18	5
Atlanta	18	6
N.Y. Jets	18	8
Minnesota	20	9
Miami	20	9
Dallas	21	5
St. Louis	21	6
Washington	22	13
Chicago	24	9
Arizona	24	11
Oakland	24	11
Cleveland	25	12

\* Since 1996

\*\* Since 2002

### A MODEL OF CONSISTENCY

With Belichick in his 15th season as head coach, the Patriots have had just three head coaches since 1994, the fewest number by far of any AFC East team.

AFC EAST TEAM	HEAD COACHES SINCE 1994
<b>New England</b>	<b>3</b>
N.Y. Jets	8
Buffalo	9
Miami	10

### COACHING CONSISTENCY

Since Kraft took ownership of the team in 1994, the Patriots have had just three head coaches - Bill Parcells (1994-1996), Pete Carroll (1997-1999) and current head coach Bill Belichick (2000-present). The only team with fewer head coaches since 1994 is the Pittsburgh Steelers, who have had two - Bill Cowher (1992-2006) and Mike Tomlin (2007-present).

TEAM	HEAD COACHES SINCE 1994
Pittsburgh	2
<b>New England</b>	<b>3</b>
Baltimore Ravens*	3
Houston Texans**	3
N.Y. Giants	3

\* Since 1996

\*\* Since 2002

NFL Average of new head coaches per team since 1994	Patriots
5.9	3

### MILESTONE WIN FOR KRAFT

The victory over the New York Jets (12/21/14) was the 250th win under Robert Kraft. His 250 wins in his first 368 total games tied Chicago's George Halas for the fastest an owner has reached 250 victories.

### CONTINUITY BREEDS SUCCESS

New England is the second team (1970s Pittsburgh Steelers) in NFL history - and first in 35 years - to win four Super Bowls with the same owner (Robert Kraft), head coach (Bill Belichick) and quarterback (Tom Brady).

### KRAFT PRODUCES MORE WINS THAN EVERY OTHER PATRIOTS OWNER COMBINED

The Patriots have 262 wins overall under Robert Kraft. He has produced more victories than every other Patriots owner combined. Under Kraft, the Patriots are 262-119 overall since he purchased the team in 1994. Kraft's predecessors in the owner's office went 225-276-9 in the 34 years prior to his purchase of the team.





# LOCATION LOCATION

## BUFFALO BILLS

The storied rivalry between the Patriots and the Bills goes back so far that it predates their entry into the National Football League. The teams faced each other for the first time as members of the American Football League, in a preseason game on July 30, 1960 at War Memorial Stadium. Since then, the Patriots and the Bills have battled it out 111 times over over a 55-year span in eight different stadiums. In those 111 regular and postseason games, the Patriots hold a record advantage at 68-42-1 and have outscored Buffalo by a total of 410 points, or 3.7 points per game.

### NICKERSON FIELD

**Years:** 1960-62

**Games:** 3

**Record:** Patriots 2-1

**Points:** Patriots 24.3, Bills 14.7

**Historical Note:** Located in Boston, Mass., seven different professional sports franchises have used the stadium. It is currently the home for Boston University Athletics.

**Key Matchup:** Oct. 22, 1961 - The Patriots score 52 points on the Bills, marking the most points scored by an AFL team at Nickerson Field.

### WAR MEMORIAL STADIUM

**Years:** 1960-72

**Games:** 14

**Record:** Patriots 7-6-1 (includes one postseason game)

**Points:** Bills 20.7, Patriots 19.9

**Historical Note:** Located in Buffalo, N.Y., War Memorial Stadium hosted two AFL Championships in its heyday.

**Key Matchup:** Dec. 28, 1963 - The Patriots defeat the Bills 26-8 in the AFL Eastern Division playoffs at War Memorial Stadium. It was the first playoff game for both franchises.

### FENWAY PARK

**Years:** 1963-68

**Games:** 6

**Record:** 3-3

**Points:** Bills 17.8, Patriots 15.2

**Historical Note:** Located in Boston, Mass., the storied stadium became the home of the Boston Red Sox at its opening in 1912 and is the oldest ballpark in the MLB.

**Key Matchup:** Dec. 9, 1967 - The Bills beat the Patriots 44-16 after snagging six interceptions and returning two of them for touchdowns.

### ALUMNI STADIUM

**Years:** 1969

**Games:** 1

**Points:** Patriots 35, Bills 21

**Historical Note:** Located in Chestnut Hill, Mass., the stadium, which opened in 1915, is currently the home of the Boston College Eagles. It was nicknamed the "Dustbowl" in its early years, when it was often used as a practice field, a baseball field and a track for BC athletics.

**Key Matchup:** Nov. 23, 1969 - After the Bills tied it up, 21-21, in the third quarter, the Patriots scored 14 unanswered points to edge out Buffalo, 32-21, in the only Patriots-Bills game played at the stadium.

### HARVARD STADIUM

**Years:** 1970

**Games:** 1

**Points:** Bills 45, Patriots 10

**Historical Note:** Located in Boston, Mass., the stadium was built in 1903 and was the first athletic stadium in the US. It was designated a National Historic Landmark in 1987, and its design was thought to influence the construction of later stadiums.

**Key Matchup:** Nov. 1, 1970 - Buffalo shut out the Patriots in the first half en route to a 45-10 victory in the only Patriots-Bills game played at Harvard Stadium.

### FOXBORO STADIUM

**Years:** 1971-2001

**Games:** 31

**Record:** Patriots 17-14

**Points:** Patriots 20.8, Bills 19.1

**Historical Note:** The stadium was originally named Schaefer Stadium after the brewery that owned the naming rights. In 1983, Anheuser-Busch took over the rights and named the field Sullivan Stadium after the Patriots' majority owners. Once the Sullivans sold their interest in the team, the field was renamed Foxboro Stadium.

**Key Matchup:** Oct. 27, 1996 - Buffalo led the Patriots, 18-15, at the two-minute warning. The Patriots scored 14 points in the final minutes, winning 28-25.

### RALPH WILSON STADIUM

**Years:** 1973-Present

**Games:** 42

**Record:** Patriots 26-16

**Points:** Patriots 22.7, Bills 17.6

**Historical Note:** Upon its opening in 1973, the stadium was originally named Rich Stadium after Rich Products, a Buffalo-based food product company, who bought the naming rights for \$1.5 million. When the deal expired in 1998, Rich didn't care to pay for the increased rights fees, which would've brought the price up to NFL standards, and the field was renamed Ralph Wilson Stadium after the Bills founder.

**Key Matchup:** Sept. 30, 2012 - The Patriots overcame a 21-7 lead in the third quarter, outscoring the Bills 45-7 on six straight touchdown drives, winning 52-28.

### GILLETTE STADIUM

**Years:** 2002-Present

**Games:** 13

**Record:** Patriots 12-1

**Points:** Patriots 29, Bills 16.6

**Historical Note:** Located adjacent to where Foxboro Stadium used to stand, Gillette Stadium is currently the home of the Patriots and the New England Revolution. Since its opening in 2002, Gillette Stadium has sold out every Patriots home game. This past offseason, several upgrades were made to Gillette, including the creation of the DraftKings Fantasy Sports Zone, the Cross Insurance Pavilion and the Optum Field Lounge, where fans can watch the game from field level in the South End Zone.

**Key Matchup:** Jan. 1, 2012 - After falling behind, 21-0, in the first quarter, Tom Brady rallies the Patriots, who scored 49 unanswered points en route to a 49-21 victory.





# STADIUM UPGRADES

## GILLETTE STADIUM

### PATRIOTS GAME DAY EXPERIENCE REMAINS A CUT ABOVE

Since the team played its inaugural regular-season game at Gillette Stadium against the Steelers in September 2002, the Patriots organization has continued to renovate and install new amenities to ensure that fan satisfaction remains at the forefront of the venue. In 2015, the Kraft family has made some of its most significant and innovative capital improvements to date, with the addition of three new facilities within the stadium: the Optum Field Lounge, the Cross Insurance Pavilion and Business Center and the DraftKings Fantasy Sports Zone, as well as a major expansion to the signature bridge and the addition of more in-bowl LED ribbon boards.

#### OPTUM FIELD LOUNGE

Offering a game day experience unlike any other, the Optum Field Lounge brings its members closer to the action than ever before with an on-field, outdoor patio and lounge located in the south end zone. Inside, members will enjoy an upscale, climate-controlled space featuring a 9-foot-by-32-foot high-resolution media wall, HD screens, premium food and bar service and private restrooms. On game days, Patriots season ticket members, who have also paid an Optum Field Lounge membership fee, can come and go between their seats and the venue throughout the game. Members can access the lounge beginning three hours prior to kickoff and stay one hour after the game. On non-game days, the space will be utilized for a variety of events, functions and parties, including dinner receptions and business meetings.



#### CARMAX BRIDGE

Since opening Gillette Stadium in 2002, the iconic bridge and lighthouse have stood to represent the home of the Patriots while paying homage to its deep New England roots. The newly expanded CarMax bridge is four times wider and gives fans plenty of room to gather on game days to hang out and watch the action while improving the concourse's foot traffic.



#### CROSS INSURANCE PAVILION

A first of its kind function facility, the Cross Insurance Pavilion & Business Center will be utilized on game days for exclusive pregame hospitality events 2 ½ hours prior to kickoff on Patriots game days. Then, 30 minutes prior to kickoff, the venue will transform into a gathering area open to all ticketed fans inside the stadium. On non-game days, the space and open floor plan will host a variety of functions, from trade shows, car displays and business meetings to proms, galas and dinner receptions. The new venue features a pre-function mezzanine area, outdoor terrace and access to the stadium's main concourse. Inside features 24-foot high ceilings, state-of-the-art audio visual capabilities with Bose sound system, a 24-foot video screen and LED HDTVs and classic furnishings with mahogany finish.



#### DRAFTKINGS FANTASY SPORTS ZONE

Among the most innovative amenities offered at the stadium is the DraftKings Fantasy Sports Zone located in the southwest corner of the main concourse. This high-tech sports bar offers excellent food choices, DraftKings beer selections of the day and an impressive array of nearly 40 HDTVs to capture all of the NFL and fantasy football action in real time. This venue will keep football and fantasy sports fans up to date with live fantasy scoring updates and the NFL RedZone. Additionally, when the weather is nice, the sports zone is open to the field. During inclement games, the glass front wall closes to keep the space warm and dry while still connecting fans to the action on the field. The DraftKings Fantasy Sports Zone is open to all ticketed patrons inside the stadium.



#### LED RIBBON BOARDS

Information is power! With the addition of more LED ribbon boards, Patriots fans will be the most powerful in the league. Fantasy information, scores from around the league and real-time stats are just some of the information to which fans will have access. Taking it to the next level, starting in 2015 fans will know things like who is the fastest player on the field at any given time and which players are lined up for the start of plays.





# PATRIOTS

## Team Notes



### DIVISIONAL DOMINANCE

The New England Patriots own a 70-19 (.787) record in regular-season AFC East games since the beginning of the 2001 season, compiling the best intra-division record of any team in the NFL.

#### NFL'S TOP DIVISIONAL RECORDS SINCE 2001

Team	W	L	T	Pct.
<b>New England</b>	<b>70</b>	<b>19</b>	<b>0</b>	<b>.787</b>
Indianapolis	66	23	0	.742
Green Bay	62	25	1	.710
Pittsburgh	62	29	0	.681

#### AFC EAST DIVISIONAL RECORDS SINCE 2001

Team	W	L	T	Pct.	Div. Titles	Years
<b>New England</b>	<b>70</b>	<b>19</b>	<b>0</b>	<b>.787</b>	<b>12</b>	<b>2001, 03-07, 09-14</b>
N.Y. Jets	41	48	0	.461	1	2002
Miami	36	54	0	.400	1	2008
Buffalo	33	57	0	.367	0	—

The New England Patriots have won 11 division titles and have 11 playoff berths since realignment in 2002, the most in the NFL.

#### MOST DIVISION TITLES SINCE 2002 REALIGNMENT

Team	Division Titles	Playoff Berths
<b>New England</b>	<b>11</b>	<b>11</b>
Indianapolis	9	12
Green Bay	8	10
Philadelphia	6	8
Pittsburgh	6	8

## ROAD WARRIORS

Since the start of the 2000 season, the Patriots have the best regular-season road record in the NFL.

TEAM	RECORD	PCT.
<b>New England</b>	<b>82-42</b>	<b>.661</b>
Philadelphia	76-48-1	.612
Indianapolis	75-49	.605
Pittsburgh	71-53	.573

### DECADE OF DOMINANCE

The Patriots record of 131-38 (.775) over the past 10 seasons is the best in the NFL. Over the past 10 years, only five NFL teams have posted a winning percentage of .600 or better. The Patriots are the only team over .700

#### BEST RECORDS SINCE 2005

Team	W	L	T	Pct.
<b>New England</b>	<b>131</b>	<b>38</b>	<b>0</b>	<b>.775</b>
Indianapolis	114	55	0	.675
Pittsburgh	107	63	0	.629
Green Bay	104	64	1	.618
Denver	102	67	0	.604
San Diego	99	70	0	.586
Baltimore	98	71	0	.580

### THE GREAT EIGHT

The Patriots have the most overall wins among the original eight AFL teams.

#### OVERALL VICTORY TOTAL OF ORIGINAL AFL TEAMS (REGULAR AND POSTSEASON)

TEAM	W	L	T
<b>New England Patriots</b>	<b>487</b>	<b>395</b>	<b>9</b>
Denver Broncos	471	403	10
Oakland Raiders	466	411	11

### A DOZEN W'S

The Patriots won 12 games in 2014. It is the ninth time in team history that the team has won at least 12 games in a season and the fifth straight season with at least 12 wins.

#### TEAMS WITH 4 CONSECUTIVE 12-WIN SEASONS SINCE 1970 MERGER

Indianapolis Colts	7 (2003-09)
<b>New England Patriots</b>	<b>5 (2010-14)</b>
Dallas Cowboys	4 (1992-95)

#### 12-WIN SEASONS SINCE 1970 MERGER

1. San Francisco	13
2. Dallas	11
3. Denver	10
<b>4t. New England</b>	<b>9</b>
4t. Pittsburgh	9
6. Indianapolis	8

### PROTECTING THE BALL

Since 2008, the Patriots lead the NFL with 48 games without turning the ball over. The Patriots are 44-4.

#### ZERO TURNOVER GAMES (SINCE 2008)

Rk	Team	Zero-Turnover Games
<b>1</b>	<b>New England</b>	<b>48</b>
2	Green Bay	42
3	San Francisco	39
4	Baltimore	35
5	Indianapolis	33

### BOUNCE BACK PATS

Since the beginning of 2003, the Patriots are 37-4 (.902) in regular-season games following a loss, including 10 straight wins following a defeat since 2012. The Patriots have dropped back-to-back regular season games just four times since 2003 (2006, 2009, 2011 and 2012). As a starter in his career, Tom Brady is 38-8 in games following a loss.

### SECOND-HALF LOCKDOWN

The Patriots have won 79 straight home games when leading at halftime, adding to their NFL record. The last Patriots loss at home after leading at halftime was on Dec. 24, 2000 (vs. Miami), when the Patriots lost 27-24 after leading 21-17 at halftime. New England has never lost a game at Gillette Stadium when leading at halftime, going 73-0 since 2002.

### STELLAR INTER-CONFERENCE RECORD

The New England Patriots own a 45-10 (.818) vs. NFC teams since realignment in 2002, the best inter-conference record in the NFL during that time.

#### NFL'S BEST INTER-CONFERENCE RECORD SINCE 2002

Team	W	L	T	Pct.
<b>New England</b>	<b>45</b>	<b>10</b>	<b>0</b>	<b>.818</b>
Pittsburgh	38	16	1	.700
Indianapolis	34	20	0	.630
Baltimore	33	21	0	.611
Denver	33	22	0	.600





# PATRIOTS

## Team Notes



### STINGY DEFENSE SHINES AGAIN

The Patriots defense allowed 19.6 points per game in 2014, marking the ninth season since 2001 that the team kept opponents to under 20 points per game, second most in the NFL over that span. The Patriots are allowing 18.8 points per game so far in 2015.

#### SEASONS ALLOWING 20 POINTS PER GAME OR FEWER SINCE 2001

Team	Seasons	Years
Baltimore	10	2001, 2003-06, 2008-11, 2014
<b>New England</b>	<b>9</b>	<b>2001, 2003-04, 2006-10, 2014</b>
Pittsburgh	9	2001, 2004-08, 2010-12
Miami	8	2001-03, 2005-06, 2008, 2011-12
Tampa Bay	7	2001-05, 2007, 2010

## SACK PACE

The Patriots defense is second in the NFL with **30 sacks through nine games in 2015**, putting them on pace to finish the season with 53 sacks. The Patriots' record for most sacks in a season is 66 in 1963. The NFL record for sacks in a season is 72 by the 1984 Chicago Bears.

TEAM	SACKS	YARDS
1. Denver	32	209
<b>2. New England</b>	<b>30</b>	<b>207</b>
3.. St. Louis	29	151
4. Pittsburgh	28	163
5. Tennessee	27	187

### BLOCK PARTY

The Patriots blocked five kicks in 2014, one shy of the record six blocked in 1975. The four blocked field goals is a single season team record. The Patriots have one block in 2015 following Jamie Collins blocked extra points at Indianapolis (10/18/15).

#### PATRIOTS BLOCKED KICKS IN 2014

- ★ Field Goal blocked by Chandler Jones, 9/14 at Minnesota (returned for TD by Chandler Jones)
- ★ Field Goal blocked by Chris Jones, 10/16 vs. NY Jets
- ★ Punt blocked by Brandon Bolden, 12/7 at San Diego
- ★ Field Goal blocked by Jamie Collins, 12/14 vs. Miami (returned for TD by Kyle Arrington)
- ★ Field goal blocked by Vince Wilfork, 12/21 at N.Y. Jets

#### MOST BLOCKED KICKS IN PATRIOTS HISTORY

Season	Tot	XP	FG	Punt
1975	6	2	3	1
<b>2014</b>	<b>5</b>	<b>0</b>	<b>4</b>	<b>1</b>
1973	5	1	3	1
1974	4	3	1	0
1977	4	1	3	0
2002	4	1	3	0
1986	4	0	1	3

### DEFENSE ALLOWS JUST 15 RUSH YARDS

The Patriots allowed the Dolphins (10/29/15) to gain just 15 yards rushing, the fourth-lowest opponent rushing total in Patriots history and the fewest rushing yards allowed by the team since allowing 14 to Buffalo on December 11, 2005.

#### FEWEST RUSHING YARDS ALLOWED IN PATRIOTS HISTORY

Date	Opp.	Att	Yds	Avg
12/17/1961	SD	16	2	0.1
10/11/1998	KC	11	14	1.3
12/11/2005	Buf	12	14	1.2
<b>10/29/2015</b>	<b>Mia</b>	<b>13</b>	<b>15</b>	<b>1.2</b>
11/1/1963	Hou	12	19	1.6
11/16/2014	Ind	16	19	1.2
12/4/1988	Sea	19	20	1.1
9/9/2012	Ten	16	20	1.3
9/22/1963	Oak	10	24	2.4
12/11/1977	Mia	19	25	1.3



### TAKING CARE OF BALL PAYS OFF

The Patriots threw just nine interceptions in 2014. Since 2002, the Patriots are an NFL-best 100-13 when throwing no interceptions.

TEAM	GAMES WITH 0 INTS	W-L-T	WIN PCT.
<b>New England</b>	<b>113</b>	<b>100-13-0</b>	<b>.885</b>
Kansas City	104	64-40-0	.615
Jacksonville	98	59-39-0	.602
San Francisco	98	72-25-1	.740
Indianapolis	95	81-14-0	.853
Philadelphia	94	68-26-0	.723
Baltimore	91	76-15-0	.835
San Diego	91	69-22-0	.758
Denver	88	70-18-0	.795
Tennessee	88	65-23-0	.739

### 40+ TIES TEAM RECORD

The Patriots scored 40 or more points five times in 2014, tying the 2012 team for the franchise record for most 40-plus point games in a single season. New England had four 40-plus point games in 2007 and 2008. The NFL record for most 40-point games in a single season is six by seven teams, most recently by Denver in 2013.

#### PATRIOTS HISTORY/MOST GAMES WITH 40+ POINTS IN A SEASON

<b>2014</b>	<b>5</b>
2012	5
2008	4
2007	4
2010	3
1996	3
1963	3
1961	3

## RUSH TO VICTORY

# 41-1

Since 2000, New England is 41-1 in the regular season when a Patriot eclipses 100 yards rushing after LeGarrette Blount gained 129 yards rushing vs. Washington (11/08/15). The only loss during the Bill Belichick era came at Miami on Dec. 20, 2004, when Corey Dillon rushed for 121 yards on 26 carries and the Patriots lost to the Dolphins, 29-28. Since then, New England is 28-0 with a 100-yard rusher.





# PATRIOTS

## Team Notes

### PROLIFIC COMBINATION

61

Rob Gronkowski and Tom Brady have connected on 61 touchdown passes, the second-most touchdown connections between a quarterback and a tight end in NFL history.

Quarterback	Tight End	Team	TD Connections
Philip Rivers	Antonio Gates	San Diego	74
<b>Tom Brady</b>	<b>Rob Gronkowski</b>	<b>New England</b>	<b>61</b>
Drew Brees	Jimmy Graham	New Orleans	51
Drew Bledsoe	Ben Coates	New England	45
Peyton Manning	Dallas Clark	Indianapolis	44
Sonny Jurgensen	Jerry Smith	Washington	43
Dan Fouts	Kellen Winslow	San Diego	41
John Elway	Shannon Sharpe	Denver	41

### HISTORIC SCORING CLIP

The Patriots had a historic scoring output over a three-game span in October and November 2014. New England tied a team record by scoring 40 or more points in three consecutive games from Oct. 26 to Nov. 16. The Patriots also scored 40 or more in three straight games in 2007. The Patriots have scored 40 or more points 62 times in team history, including 35 times since Bill Belichick became head coach in 2000, and 19 times since 2010.

#### PATRIOTS HISTORY / MOST CONSECUTIVE GAMES WITH 40+ POINTS

Gm	Year	Game 1	Game 2	Game 3
3	2014	10/26/14 (51-23 v. CHI)	11/02/14 (43-21 v. DEN)	11/16/14 (42-20 @ IND)
3	2007	10/14/07 (48-27 @ DAL)	10/21/07 (49-28 @ MIA)	10/28/07 (52-7 v. WAS)
2	1962	09/21/62 (41-16 v. DEN)	10/06/62 (43-14 @ NYT)	
2	2002	09/15/02 (44-7 @ NYJ)	09/22/02 (41-38 v. KC)	
2	2008	12/14/08 (49-26 @ OAK)	12/21/08 (47-7 v. ARZ)	
2	2010	11/25/10 (45-24 @ DET)	12/06/10 (45-3 v. NYJ)	
2	2012	11/18/12 (59-24 v. IND)	11/22/12 (49-19 @ NYJ)	
2	2015	09/20/15 (40-32 @ BUF)	09/27/15 (51-17 vs. JACK)	

### SCORING FLURRY

The Patriots scored three touchdowns in a 57-second span during the final two minutes of the first half against Chicago on Oct. 26, 2014 to turn a 17-7 lead into a 38-7 cushion. It was the fastest three-touchdown flurry in the NFL since the Patriots had three touchdowns in 52 seconds against the New York Jets on Nov. 22, 2012. The Patriots are one of three teams to score three touchdowns in under a minute since the 1970 merger, and are the only team to have achieved the feat twice.

#### NFL TEAMS TO SCORE THREE TDs IN LESS THAN 1 MINUTE

2014 New England Patriots vs. Chicago Bears (10-26-14)  
 2012 New England Patriots at New York Jets (11-22-12)  
 2002 Seattle Seahawks vs. Minnesota Vikings (9-29-02)  
 1998 Atlanta Falcons vs. Carolina Panthers (10-4-98)

#### HOW THE PATRIOTS SCORED THREE TOUCHDOWNS IN 57 SECONDS:

- ★ Rob Gronkowski got the scoring started by hauling in a 2-yard touchdown pass from Tom Brady with 1:57 left in the first half to make the score 24-7 and cap off a 10-play, 80-yard drive.
- ★ After the Patriots defense forced a quick three-and-out, a 42-yard Julian Edelman punt return gave New England possession at the Chicago 9-yard line, and Brady found Brandon LaFell for a 9-yard touchdown on the next play to give the Patriots a 31-7 lead with 1:07 left in the first half.
- ★ On the Bears' first play following the LaFell touchdown, Zach Moore forced a Jay Cutler fumble that was recovered by Rob Ninkovich and returned for a 15-yard touchdown and a 38-7 Patriots lead with 55 seconds left in the first half.

### SCORING PAGE

The Patriots have scored 303 total points so far in 2015, putting them on pace to finish with 539 points, which would be third in team history. The Patriots have scored 34 touchdowns so far in 2015, putting them on pace to finish with 60, which would be the fifth most in team history.

#### MOST PATRIOTS TD / SEASON

75 in 2007  
 67 in 2012  
 65 in 2010  
 61 in 2011  
 52 in 2014  
 52 in 1980  
 52 in 1961  
 50 in 2009

#### MOST PATRIOTS PTS / SEASON

589 in 2007  
 557 in 2012  
 518 in 2010  
 513 in 2011  
 468 in 2014  
 444 in 2013

### 2015 NOTES OF INTEREST

#### BILL BELICHICK

- ★ Bill Belichick (242) moved past Curly Lambeau (229) for fourth place all-time on the NFL wins list. Tom Landry is in third place with 270 total wins.
- ★ Belichick (22) moved past Tom Landry (20) and now has the most postseason wins by any head coach.
- ★ Belichick has led the Patriots to 15 consecutive winning records (2001-15), second all-time, behind 20 by Tom Landry (1966-85).

#### TOM BRADY

- ★ Tom Brady (4,109) reached 4,000 yards in 2014 for his seventh 4,000-yard passing season. He joined Peyton Manning (14) and Drew Brees (9) as the only players with at least seven 4,000-yard seasons.
- ★ Brady has 169 regular season wins with the Patriots, the most wins by a quarterback with one team. Brett Favre is second with 160 wins with Green Bay.
- ★ Brady (216) is one of nine NFL quarterbacks with 200 career starts. His 155 wins in his first 200 starts are the most in NFL history. Peyton Manning is second with 136 wins in his first 200 starts.

#### JULIAN EDELMAN

- ★ Edelman led the team with 92 receptions, which was eighth in the NFL in 2014. He is 8th in 2015 with 61 receptions.
- ★ Edelman returned a second-quarter punt 84 yards for a touchdown vs. Denver Nov. 2, 2014 and now has a franchise-best four punt returns for a touchdown.
- ★ Edelman has a 12.0 career punt return average, third in the NFL since the 1970 merger, Rick Upchurch (12.1) and Devin Hester (12.3 avg.).

#### ROB NINKOVICH

- ★ Rob Ninkovich has 14 fumble recoveries since 2010, the most of any player in the NFL over that time. J.J. Watt is second with 11.
- ★ Ninkovich recorded his eighth sack of the season vs. Miami (12/14/14) and has had at least eight sacks in three consecutive seasons, becoming the first Patriots player to have at least eight sacks in three consecutive seasons since Pro Football Hall of Famer Andre Tippett achieved the feat from 1985-97 (1985, 16 1/2, 1986, 9 1/2 and 1987 12 1/2).

#### STEPHEN GOSTKOWSKI

- ★ Stephen Gostkowski led the NFL with 156 points. It was the third straight season that he has led the NFL in scoring (2012, 2013 and 2014). He also led the NFL in scoring in 2008. He joins Don Hutson (5) and Gino Cappelletti (5) as the only NFL players to lead the NFL in scoring in at least four seasons.
- ★ Gostkowski made 94.6 percent of his field goals in 2014 (35-of-37), setting a new team record for field goal percentage in a single season. The previous best was 93.9 by Adam Vinatieri (31-of-33) in 2004.





# PATRIOTS

## Notes of Interest

### TEAM

#### PATRIOTS 2015 CAPTAINS

The Patriots 2015 team captains were elected by their teammates.

##### OFFENSE

★ QB Tom Brady, T Nate Solder and OL Ryan Wendell

##### DEFENSE

★ LB Jerod Mayo, S Devin McCourty and DL Rob Ninkovich

##### SPECIAL TEAMS

★ Matthew Slater

Brady was chosen as a captain for the 14th straight season. Mayo is serving his seventh season as a captain. McCourty and Slater are captains for a fifth time. Ninkovich is a captain for the second time, while Solder and Wendell are first time team captains.

#### 2015 HONORS & AWARDS

##### QB TOM BRADY

★ AFC Offensive Player of the Month (September)

★ AFC Offensive Player of the Week (8)

##### K STEPHEN GOSTKOWSKI

★ AFC Special Teams Player of the Month (September)

★ AFC Special Teams Player of the Week (7)

#### SIXTH STRAIGHT TITLE

The Patriots have won six straight AFC East titles, the longest streak in AFC East history. The Patriots have won 12 of the last 14 division crowns and join the Los Angeles Rams (7-1973-79), Pittsburgh Steelers (6-1974-79) and the Minnesota Vikings (6-1973-78) as the only teams since the merger with at least six straight division titles.

##### MOST CONSECUTIVE DIVISION TITLES

Team	Division	Titles	Years
Los Angeles Rams	NFC West	7	1973-79
<b>New England Patriots</b>	<b>AFC East</b>	<b>6</b>	<b>2009-14</b>
Pittsburgh Steelers	AFC Central	6	1974-79
Minnesota Vikings	NFC Central	6	1973-78
Dallas Cowboys	NFL Capitol/NFC East	6	1966-71
Cleveland Browns	American/Eastern Conf.	6	1950-55
<b>New England Patriots</b>	<b>AFC East</b>	<b>5</b>	<b>2003-07</b>
Indianapolis Colts	AFC South	5	2003-07
Dallas Cowboys	NFC East	5	1992-96
San Francisco 49ers	NFC West	5	1986-90
Chicago Bears	NFC Central	5	1984-88
Oakland Raiders	AFC West	5	1972-76

#### SUCCESS WITH BALL SECURITY

Last year, the Super Bowl champion Patriots and the NFC North champion Packers had only 13 giveaways, tied for the third fewest giveaways in a 16-game season in NFL history. The 2015 Patriots have the second fewest giveaways with seven in 2015.

##### FEWEST GIVEAWAYS IN 16-GAME SEASON

2011 San Francisco	10
2010 New England	10
2014 Green Bay	13
<b>2014 New England</b>	<b>13</b>
2008 Miami	13
2008 New York Giants	13

### BILL BELICHICK

#### WINNING SEASONS

Belichick (15 straight winning seasons) has the second-most consecutive winning seasons all time, trailing only Tom Landry with 20.

#### SUPER STATUS

Bill Belichick won his sixth conference title in 2014 to reach the Super Bowl, tying Miami's Don Shula for the most Super Bowl appearances by a head coach. His four Super Bowl titles tied Chuck Noll for the most Super Bowl titles by a head coach.

#### POSTSEASON SUCCESS

Belichick (22 playoff wins) passed Tom Landry (20) for the most postseason wins as a head coach.

#### MOVING ON UP

Belichick (242 overall career wins) moved past Curly Lambeau (229) for sole possession of fourth place on the NFL's all-time list.

#### CAREER WINS

Bill Belichick has 220 career regular-season wins, fifth all-time in NFL history.

<u>HEAD COACH</u>	<u>CAREER WINS</u>
Don Shula	328
George Halas	318
Tom Landry	250
Curly Lambeau	226
<b>Bill Belichick</b>	<b>220</b>

### TOM BRADY

#### TOUCHDOWN TOM

Brady currently is tied for fourth all-time with 416 career touchdowns and is one of five NFL player to reach 400 touchdown passes.

#### 300-YARD GAMES

Brady is third all-time with 70 career 300-yard passing games. Drew Brees (92) and Peyton Manning (93) are the only quarterbacks in front of him.

#### 30 TD PASSES

Brady (33) reached 30 touchdown passes in 2014 and is just the fourth player in NFL history with at least 30 or more touchdown passes in five seasons.





# PATRIOTS

## Notes of Interest

### 4,000-YARD PASSING SEASON

Brady (4,109) reached 4,000 passing yards in 2014. It is his seventh 4,000-yard season to join Peyton Manning (14) and Drew Brees (9) as the only players with at least seven 4,000-yard seasons.

### PLAYER OF THE WEEK

Brady (25) needs two more AFC Offensive Player of the Week honors to tie Peyton Manning (27) for the most player of the week honors in NFL history.

### 12-WIN SEASONS

Since entering the NFL in 2000, Tom Brady's teams have reached 12 regular-season wins in nine different seasons, second all-time, behind Peyton Manning.

#### STARTING QB'S WITH THE MOST 12-WIN REGULAR SEASONS IN NFL HISTORY

PLAYER	SEASONS
Peyton Manning	11
<b>Tom Brady</b>	<b>9</b>
Brett Favre	6
John Elway	4
Jim Kelly	4

### RECORD TITLE HOLDER

Tom Brady earned his NFL record 12th division championship in 2014.

QUARTERBACK	CAREER DIVISION TITLES
<b>Tom Brady</b>	<b>12</b>
Peyton Manning	11
Joe Montana	9

## STEPHEN GOSTKOWSKI

### KICKING INTO THE RECORD BOOKS

**Gostkowski became the Patriots all-time scoring leader, passing Adam Vinatieri (1,158), with a 35-yard field goal vs. Miami (12/14/14).**

#### PATRIOTS ALL-TIME LEADING SCORERS

<b>1. Stephen Gostkowski</b>	<b>1,276</b>
2. Adam Vinatieri	1,158
3. Gino Cappelletti	1,130
4. John Smith	692
5. Tony Franklin	442

### NFL SCORING LEADER #1

Stephen Gostkowski has led the NFL in scoring in each of the last three seasons (2012-14) after finishing with 156 total points in 2014. He is just the fifth NFL player to lead the NFL in scoring in at least three consecutive seasons, joining Don Hutson (1940-44), and Gino Cappelletti (1963-66), Pat Harder (1947-49) and Paul Hornung (1959-61).

### NFL SCORING LEADER #2

Stephen Gostkowski led the NFL with 156 points in 2014 and joins Don Hutson (5) and Gino Cappelletti (5) as the only NFL players to lead the NFL in scoring in at least four seasons. Gostkowski has led the NFL in scoring in 2008, 2012, 2013 and 2014.

## ROB GRONKOWSKI

### GRONK REACHES 1,000

Gronkowski (1,124) reached 1,000 receiving yards for the second time in his career in 2014. He is the ninth NFL tight end with at least two career 1,000 yard seasons.

### 2 FAST 2 FIFTY

Rob Gronkowski reached 50 career touchdown receptions in his 59th NFL game vs. Denver (11/2/14) to tie Randy Moss for the second-fastest player in NFL history to reach 50 touchdown receptions. Pro Football Hall of Famer Lance Alworth (54 games) is the only NFL player to reach the milestone in fewer games.

#### PLAYER GAMES TO REACH 50 TD RECEPTIONS

Lance Alworth	54
<b>Rob Gronkowski</b>	<b>59</b>
Randy Moss	59
Jerry Rice	61
Tommy McDonald	63
Bob Hayes	66

## END ZONE MILITIA

Gronkowski became the first tight end in NFL history to have three consecutive 10-plus touchdown seasons (10 in 2010, 18 in 2011 and 12 in 2012) and the first tight end in NFL history with four seasons of double-digit touchdowns when he scored his 10th touchdown in the win at San Diego (12/7/14). Antonio Gates ended his 2014 season with 12 touchdowns and also has four seasons with 10 or more touchdowns.

#### NFL TIGHT ENDS WITH MOST 10-PLUS TOUCHDOWN SEASONS

<b>Rob Gronkowski</b>	<b>4 (10 in 2010, 18 in 2011, 11 in 2012 and 11 in 2014)</b>
Antonio Gates	4 (13 in 2004, 10 in 2005, 10 in 2010 and 12 in 2014)
Tony Gonzalez	3
Jimmy Graham	3
Dallas Clark	2
Vernon Davis	2
Shannon Sharpe	2
Wesley Walls	2
Julius Thomas	2

### ALL-TIME TDS

Gronkowski now has 63 total touchdowns (62 receiving and 1 rushing) and ranks second in team history to the 68 total touchdowns by Stanley Morgan.

### RECEPTIONS STREAK

Gronkowski has a streak of 74 consecutive regular-season games with a reception - every regular season game of his career since 2010.

#### LONGEST CURRENT STREAKS OF CONSECUTIVE GAMES WITH A RECEPTION BY TIGHT ENDS

112 Jason Witten (Dallas)
<b>74 Rob Gronkowski</b>





# PATRIOTS

## Sustaining Success

### PATRIOTS ARE MOST FREQUENT SUPER BOWL TEAM OVER LAST 30 YEARS

The Patriots have won eight conference championships since the 1985 season and have more conference titles than any other team over the last 30 years [since 1983]. Additionally, the Patriots' seven conference titles over the last 25 years are three more than the next closest team and New England's seven conference championships in the last 20 years are also more than any other team. New England also has more conference titles over the last 15 years (6) than any other team.

#### Most Super Bowl Wins in Last 10 Years (2004-2014)

<b>New England</b> . . . . .	<b>2</b>
Pittsburgh . . . . .	2
N.Y. Giants . . . . .	2
5 Other Teams . . . . .	1

#### Most Super Bowl Wins in Last 20 Years (1994-2014)

<b>New England</b> . . . . .	<b>4</b>
Pittsburgh . . . . .	2
Green Bay . . . . .	2
N.Y. Giants . . . . .	2
Baltimore . . . . .	2
Denver . . . . .	2
7 Other Teams . . . . .	1

#### Most Super Bowl Wins in Last 30 Years (1984-2014)

<b>New England</b> . . . . .	<b>4</b>
N.Y. Giants . . . . .	4
San Francisco . . . . .	4
Dallas . . . . .	3
5 Other Teams . . . . .	2
6 Other Teams . . . . .	1

#### Most Conference Championships in Last 7 Years (2007-2014)

<b>New England</b> . . . . .	<b>3</b>
Pittsburgh . . . . .	2
N.Y. Giants . . . . .	2
8 Other Teams . . . . .	1

#### Most Conference Championships in Last 10 Years (2004-2014)

<b>New England</b> . . . . .	<b>4</b>
Pittsburgh . . . . .	3
Indianapolis . . . . .	2
N.Y. Giants . . . . .	2
Seattle . . . . .	2
8 Other Teams . . . . .	1

#### Most Conference Championships in Last 15 Years (1999-2014)

<b>New England</b> . . . . .	<b>6</b>
Pittsburgh . . . . .	3
N.Y. Giants . . . . .	3
Seattle . . . . .	2
Indianapolis . . . . .	2
St. Louis Rams . . . . .	2
Baltimore . . . . .	2

#### Most Conference Championships in Last 20 Years (1994-2014)

<b>New England</b> . . . . .	<b>7</b>
Pittsburgh . . . . .	4
Green Bay . . . . .	3
N.Y. Giants . . . . .	3
5 Other Teams . . . . .	2

#### Most Conference Championships in Last 25 Years (1989-2014)

<b>New England</b> . . . . .	<b>7</b>
Buffalo . . . . .	4
N.Y. Giants . . . . .	4
Pittsburgh . . . . .	4
San Francisco . . . . .	4
Dallas . . . . .	3
Green Bay . . . . .	3

#### Most Conference Championships in Last 30 Years (1984-2014)

<b>New England</b> . . . . .	<b>8</b>
Denver . . . . .	6
N.Y. Giants . . . . .	5
San Francisco . . . . .	5
Buffalo . . . . .	4
Pittsburgh . . . . .	4
Dallas . . . . .	3
Green Bay . . . . .	3

### WHAT HAVE YOU DONE FOR ME LATELY?

Since the 2011 season, the Patriots have maintained their spot atop the NFL in terms of regular season winning percentage and regular season points scored. Since the beginning of the 2011 season, the Patriots have the NFL's highest winning percentage and have scored the most points in the NFL. The Patriots also are tied for the NFL's highest winning percentage since 2012 and have scored the second-most points since 2012.

#### HIGHEST WINNING PERCENTAGE SINCE 2011

TEAM	W	L	T	PCT.	PF	PA
<b>New England</b>	<b>58</b>	<b>15</b>	<b>0</b>	<b>.795</b>	<b>2285</b>	<b>1493</b>
Denver	53	20	0	.726	2083	1600
Green Bay	52	20	1	.719	2115	1656
Cincinnati	48	24	1	.664	1765	1444
San Francisco	47	25	1	.651	1615	1337
Seattle	47	26	0	.644	1743	1224
Pittsburgh	45	29	0	.608	1712	1470
Baltimore	42	31	0	.575	1715	1500

#### HIGHEST WINNING PERCENTAGE SINCE 2012

TEAM	W	L	T	PCT.	PF	PA
<b>New England</b>	<b>45</b>	<b>12</b>	<b>0</b>	<b>.789</b>	<b>1772</b>	<b>1151</b>
Denver	45	12	0	.789	1774	1210
Seattle	40	17	0	.702	1422	909
Cincinnati	39	17	1	.793	1421	1121
Green Bay	37	19	1	.658	1555	1297
Indianapolis	37	20	0	.649	1406	1319
Carolina	35	21	1	.623	1317	1153
San Francisco	34	22	1	.605	1235	1108
Arizona	33	24	0	.579	1241	1165

#### HIGHEST WINNING PERCENTAGE SINCE 2013

TEAM	W	L	T	PCT.	PF	PA
<b>New England</b>	<b>33</b>	<b>8</b>	<b>0</b>	<b>.805</b>	<b>1215</b>	<b>820</b>
Denver	32	9	0	.780	1293	921
Cincinnati	29	11	1	.720	1030	801
Seattle	29	12	0	.707	1010	664
Carolina	28	12	1	.695	960	790
Arizona	28	13	0	.683	991	808
Green Bay	26	14	1	.646	1122	961

#### MOST POINTS SCORED SINCE 2011

Team	Points
<b>New England</b> . . . . .	<b>2285</b>
Green Bay . . . . .	2115
Denver . . . . .	2083
New Orleans . . . . .	2078
Dallas . . . . .	1817
Philadelphia . . . . .	1804
Atlanta . . . . .	1784
NY Giants . . . . .	1770
Cincinnati . . . . .	1765

#### MOST POINTS SCORED SINCE 2012

Team	Points
Denver . . . . .	1774
<b>New England</b> . . . . .	<b>1772</b>
Green Bay . . . . .	1555
New Orleans . . . . .	1531
Dallas . . . . .	1448
Seattle . . . . .	1422
Cincinnati . . . . .	1421
Philadelphia . . . . .	1408

#### MOST POINTS SCORED SINCE 2013

Team	Points
Denver . . . . .	1293
<b>New England</b> . . . . .	<b>1215</b>
Philadelphia . . . . .	1128
Green Bay . . . . .	1122
Dallas . . . . .	1072
New Orleans . . . . .	1070
Pittsburgh . . . . .	1051
Indianapolis . . . . .	1049





# INSIDE

## The Numbers

### BY THE NUMBERS

3

Stephen Gostkowski executed a successful onside kick vs. Washington (11/08/15). It was his second (Cleveland - 12/8/13) and the third in team history. The first came when Jim Lee Hunt recovered a Gino Cappelletti kick at the end of the first half in a 26-10 win vs. the NY Jets (9/27/64).

3

DE Chandler Jones set a career high with 3 sacks in the win at Buffalo on Sept. 20, 2015. He has eight career multi-sack games.

4

The 2015 Patriots are the fourth defending Super Bowl Champion to start the season with a record of 9-0 or better, joining Green Bay (2011-13-0), Denver (1998-13-0) and San Francisco (1990-10-0).

5

The Patriots became the first team in NFL history in 2014 to earn five straight first round byes. Dallas and San Francisco earned four straight byes from 1992 through 1995.

5

Rob Gronkowski has five 100-yard games so far in 2015. The NFL record for most 100-yard games by a tight end in a season is six by Tony Gonzalez (2004 and 2009) and Jimmy Graham (2013). He also had five in 2011.

9

The Patriots scored on each of their first nine drives before taking a knee to run out the clock in the win vs. Jacksonville (9/27/15), the first time in team history that has occurred.

10

The Patriots lead the NFL with 10 first round byes since the current NFL playoff format was instituted in 1990.

15

The Patriots have gone 15 straight seasons without being swept by a division opponent after beating each of the AFC East teams in 2015, extending the longest such streak since the 1970 NFL merger.

15

The Patriots have scored in the final possession of the first half and the opening possession of the second half 15 times since 2009, first in the NFL. New Orleans is second with 11 such scoring drives.

35

The Patriots have scored in 35 straight quarters to set an NFL record.

20

The Patriots have now won 20 straight home games against non-division AFC opponents. Their last loss to a non-division AFC team was a 33-10 loss vs. Pittsburgh on Nov. 30, 2008.

41-1

Since 2000, the Patriots are 41-1 when a Patriots player eclipses 100 yards rushing. The only loss during the Bill Belichick era was on Dec. 20, 2004 in a 29-28 Miami win. Since then, the Patriots are 27-0 with a 100-yard rusher.

45-10

Since realignment in 2002, the Patriots have the best inter-conference record in the NFL.

48-4

The Patriots are 48-4 in their last 52 home games, the best 52-game home record in the last 50 years.

57

Stephen Gostkowski tied a team record with a 57-yard field goal at Dallas on Oct. 11, 2015.

61

Rob Gronkowski and Tom Brady have connected on 61 touchdown passes. It is the second-most connections between a quarterback and a tight end in NFL history and ninth overall.

70

The Patriots have the best divisional record in the NFL since 2001 with a 70-19 (.787) record.

79

The Patriots have won 79 straight home games when leading at halftime, adding to their NFL record. The last time the Patriots lost at home after leading at halftime was on Dec. 24, 2000, vs. Miami when they lost 27-24 after leading 21-17 at halftime.

81.0

Stephen Gostkowski is 17-21 all-time from 50 yards out and is the only kicker in NFL history to reach 80 percent from that range.

### TOM BRADY BY THE NUMBERS

6

Brady won his sixth conference title to pass John Elway (5) for most Super Bowl appearances by a quarterback and matched DL Mike Lodish for the most Super Bowls played. Lodish played in six (four with Buffalo and two with Denver).

### TOM BRADY BY THE NUMBERS (continued)

4

Brady joined Terry Bradshaw and Joe Montana as the only QBs with four Super Bowl wins. Only Hall of Fame DL Charles Haley (5) has more in NFL history.

9

Brady set an NFL record with his ninth start in a Conference Championship Game in 2014. Charlie Waters and Jack Reynolds are second with eight starts.

12

The number of division championships won by Tom Brady, the most division titles ever by a quarterback. Peyton Manning is second with 11.

16

Brady set a Super Bowl record with 16 straight pass completions in Super Bowl XLVI vs. the New York Giants.

19

The longest streak of consecutive pass completions by Brady in a regular season game (Sept. 10, 2015 vs. Pittsburgh), a team record.

85.7

Brady is 48-8 in his career in December and has the best win percentage in December for any quarterback since the merger in 1970.

91.9

The percent of quarterback keepers converted by Brady (102 of 111) for first downs (76-of-81 on third-and-2 or less and 26-of-30 on fourth-and-2 or less).

169

Brady has 169 career regular-season wins with the Patriots, the most wins by a starting quarterback with one team. Brett Favre is second with 160 with Green Bay.

### THE KRAFT ERA

4

The number of Super Bowl championships the Patriots have won since Robert Kraft purchased the team in 1994. That mark is the highest total in the NFL over that span.

7

The number of conference championships the Patriots have won since Robert Kraft purchased the team in 1994, setting a new NFL record for most conference championships as an owner.

14

The number of division championships won by the Patriots since Kraft purchased the team in 1994.

16

The number of playoff seasons earned by the Patriots in the 21 seasons since Robert Kraft purchased the team.

36

The number of playoff games the Patriots have appeared in since 1994, the most in the NFL. Green Bay has the second most with 31.

235

The number of consecutive home games that have been sold out, including all playoff and preseason games dating back to the 1994 season opener.

262

The number of games the Patriots have won since Robert Kraft purchased the franchise in 1994. Prior to Kraft's ownership, the team had won 225 total games in its entire history from 1960-93.

### THE BELICHICK ERA

4

Bill Belichick has won four Super Bowls as a head coach to match Chuck Noll for the most Super Bowl wins by a head coach in NFL history.

4

Bill Belichick is the first coach to lead his team to four 500-point seasons (2007, 2010, 2011, 2012).

4

Bill Belichick (242) passed Curly Lambeau (229) for sole possession of fourth place on the NFL wins list.

9

Super Bowl XLIX was Belichick's ninth Super Bowl overall, including six as a head coach and three as an assistant coach.

12

The number of 11-win seasons by Bill Belichick, second to Don Shula's 13.





# BILL BELICHICK

## NEWS & NOTES



### 21ST SEASON AS HEAD COACH • 41ST NFL SEASON

**Overall Record:** 242-118 (.672) • **Regular Season:** 220-109 (.669) • **Postseason:** 22-9 (.710)

**With Patriots overall (2000-15):** 205-73 (.737)

**Super Bowl Titles:** 6 (86, 90, 01, 03, 04, 14) • **Conf. Titles:** 9 (86, 90, 96, 01, 03, 04, 07, 11, 14)

**Division Titles:** 19 (75, 78, 86, 89, 90, 96, 98, 01, 03, 04, 05, 06, 07, 09, 10, 11, 12, 13, 14)

Bill Belichick is the only head coach in NFL history to win three Super Bowl titles in a four-year span. He has won more regular season games (123) and more games overall (136) during a 10-year stretch (2002-2011) than any other coach in NFL history. In the 2007 season, Belichick led the Patriots to the fourth undefeated and untied regular season in NFL history and the first since the NFL established a 16-game schedule in 1978. His 41 consecutive years as an NFL coach are second in NFL history to 43 by Tennessee's Dick LeBeau.

### AMONG THE GREAT

Bill Belichick has recorded 242 career wins, which is fourth all-time in NFL history. Belichick owns a career winning percentage of .672, which is second all-time, behind George Halas (.682).

#### TOP WINNING PERCENTAGE AMONG HEAD COACHES WITH AT LEAST 160 WINS (INCL. POSTSEASON)

HEAD COACH	TEAM(S)	YEARS	W	L	T	PCT.
George Halas	CHI	1920-29, 33-41, 46-55, 58-67	324	151	31	.682
<b>BILL BELICHICK</b>	<b>CLE/NE</b>	<b>1991-95, 00-15</b>	<b>242</b>	<b>118</b>	<b>0</b>	<b>.672</b>
Don Shula	BAL/MIA	1963-95	347	173	6	.665
Curly Lambeau	GB/CHI/WAS	1921-53	229	134	22	.630

NOTE: Winning percentage calculated using current NFL rules, counting a tie as a half-win, half-loss.

### MOVING ON UP

Bill Belichick is in fourth place on the NFL wins list with 241 career wins.

#### MOST WINS NFL COACHES

HEAD COACH	TEAM(S)	YEARS	W	L	T
Don Shula	BAL/MIA	1963-95	347	173	6
George Halas	CHI	1920-29, 33-41, 46-55, 58-67	324	151	31
Tom Landry	DAL	1960-88	270	178	6
<b>BILL BELICHICK</b>	<b>CLE/NE</b>	<b>1991-95, 00-15</b>	<b>242</b>	<b>118</b>	<b>0</b>
Curly Lambeau	GB/CHI/WAS	1921-53	229	134	22

NOTE: Winning percentage calculated using current NFL rules, counting a tie as a half-win, half-loss.

### A WINNING EXTENSION

Bill Belichick has led the Patriots to a winning record for 15 consecutive seasons (2001-2015). The only other NFL coach to have at least 10 consecutive winning seasons with one team since the 1970 merger was Tom Landry, who led the Dallas Cowboys to 16 consecutive winning seasons (1970-1985).

### ELITE COMPANY

Bill Belichick is one of five NFL head coaches to win four or more championships since the league began postseason play in 1933, but the only one to win three in four years. Belichick joined an exclusive club in which each of the four other members has been enshrined in the Pro Football Hall of Fame.

#### HEAD COACHES WITH FOUR OR MORE NFL TITLES (Listed alphabetically)

HEAD COACH	CHAMPIONSHIP TEAM(S)
<b>Bill Belichick</b>	<b>Patriots (SB XXXVI, XXXVIII, XXXIX, XLIX)</b>
George Halas	Chicago Bears (1921, 33, 40, 41, 46, 63)
Curly Lambeau	Green Bay Packers (1929, 30, 31, 36, 39, 44)
Vince Lombardi	Green Bay Packers (1961, 62, 65, SB I, II)
Chuck Noll	Pittsburgh Steelers (SB IX, X, XIII, XIV)

## SUPER SUCCESS

Bill Belichick has won four Super Bowls to match Chuck Noll for the most Super Bowl wins by a head coach. He is the only coach to win four Super Bowls in the post-1993 salary cap era.

#### MOST SUPER BOWL VICTORIES

HEAD COACH	TEAM	TITLES	SEASONS
<b>Bill Belichick</b>	<b>New England</b>	<b>4</b>	<b>2001, 2003, 2004, 2014</b>
Chuck Noll	Pittsburgh	4	1974, 1975, 1978, 1979
Joe Gibbs	Washington	3	1982, 1987, 1991
Bill Walsh	San Francisco	3	1981, 1984, 1988

NOTE: Sorted by most recent championship. Super Bowls have determined NFL champion since 1966.





# BILL BELICHICK

## NEWS & NOTES

### CAREER MILESTONE FOR BELICHICK

Belichick (220) is just the sixth NFL head coach to reach 200 career regular-season victories, joining Don Shula (328), George Halas (318), Tom Landry (250), Curly Lambeau (226) and Marty Schottenheimer (200).

#### NUMBER OF GAMES TO 200 REGULAR SEASON WINS

282 Don Shula  
288 George Halas  
300 Curly Lambeau  
**306 Bill Belichick**  
319 Tom Landry  
327 Marty Schottenheimer

Head Coach	Teams	W-L-T (regular season)
Don Shula	Colts/Dolphins	328-156-6
George Halas	Bears	318-148-6
Tom Landry	Cowboys	250-162-6
Curly Lambeau	Packers/Cardinals/Redskins	226-132-22
<b>Bill Belichick</b>	<b>Browns/Patriots</b>	<b>220-109-0</b>

### MANNING ON BELICHICK

#### Peyton Manning on Bill Belichick

"Coach Belichick is the best coach that I've ever competed against. I think it's safe to say he'll go down as the greatest NFL coach of all-time. His teams are always well-coached, always well-disciplined, and you know it's going to be a 60-minute fight. To me, that speaks to his coaching."

### BETTER THAN AVERAGE

Bill Belichick has led the Patriots to 15 straight winning seasons (2001-2015). Belichick's 15 straight winning seasons second all-time, behind 20 by Tom Landry (1966-85).

#### MOST CONSECUTIVE SEASONS WITH A WINNING RECORD

HEAD COACH	TEAM	YEARS
Tom Landry	Dallas	20 - 1966-1985
<b>Bill Belichick</b>	<b>New England</b>	<b>15 - 2001-2015</b>
Curly Lambeau	Green Bay	14 - 1934-1947
Curly Lambeau	Green Bay	12 - 1921-1932
George Halas	Chicago	10 - 1933-1942
John Madden	Oakland	10 - 1969-1978

## 10-WIN SEASONS

Bill Belichick has coached the Patriots to 12 straight seasons with 10 or more wins after reaching his 10th win of the 2014 season at San Diego (12/7/14), adding to his NFL record streak. In 2011, Belichick became the first coach in NFL history with nine straight seasons with at least 10 victories. George Seifert has the second most consecutive 10-win seasons with eight from 1989-1996 for San Francisco.

### 11 ON 12

Bill Belichick now has twelve 11-win seasons, including 11 with the Patriots. Don Shula is the only coach that has more with thirteen 11-win seasons.

#### NFL HEAD COACHES WITH THE MOST 11-WIN SEASONS

Don Shula	13
<b>Bill Belichick</b>	<b>12</b>
Tom Landry	10

### BELICHICK'S DIVISIONAL SUCCESS

#### HEAD COACHES WITH THE HIGHEST WINNING PERCENTAGE AGAINST DIVISION OPPONENTS

(SINCE 1970 - MINIMUM 60 GAMES)

Head Coach	Teams	W-L-T	Win Pct.
George Allen	LA Rams, Washington	42-18-2	.700
Bud Grant	Minnesota	69-31-1	.688
<b>Bill Belichick</b>	<b>Cleveland/Patriots</b>	<b>87-42-0</b>	<b>.674</b>
Marty Schottenheimer	CLE/KC/SD/WAS	95-51-0	.651

#### THE HEAD COACHES WITH THE MOST WINS AGAINST DIVISION OPPONENTS SINCE 1970

Head Coach	Teams	Wins vs. Div. Opponents
Don Shula	Miami	132
Tom Landry	Dallas	101
Dan Reeves	DEN/NYG/ATL	95
Marty Schottenheimer	CLE/KC/SD/WAS	95
<b>Bill Belichick</b>	<b>CLE/Patriots</b>	<b>87</b>

### BELICHICK'S PATRIOTS RENAISSANCE

Once head coach Bill Belichick implemented his coaching design on the Patriots, his approach has given him the best record of any NFL head coach who has coached over 40 games since 2001 (including the postseason).

#### NFL COACHES' RECORDS SINCE 2001

COACH	TEAM	W	L	T	PCT.
<b>Bill Belichick</b>	<b>New England</b>	<b>200</b>	<b>62</b>	<b>0</b>	<b>.763</b>
Tony Dungy	Tampa Bay/Indianapolis	101	41	0	.711
Jim Harbaugh	San Francisco	49	22	1	.688
Bill Cowher	Pittsburgh	70	35	1	.665
Bruce Arians	Arizona	28	15	0	.651
Mike McCarthy	Green Bay	107	58	1	.648
Chuck Pagano	Indianapolis	40	23	0	.635
Mike Tomlin	Pittsburgh	93	54	0	.633
Pete Carroll	Seattle	61	38	0	.616

### ABOVE THE CENTURY MARK

Bill Belichick has an overall record of 242-118. He joins Don Shula and George Halas as the only coaches with 100 more wins than losses.

#### MOST WINS NFL COACHES

HEAD COACH	TEAM(S)	RECORD
Don Shula	BAL, MIA	347-173-6
George Halas	Chicago	324-151-31
<b>Bill Belichick</b>	<b>CLE, NE</b>	<b>242-118-0</b>

### 500+ FOR THREE STRAIGHT YEARS

Bill Belichick is the first head coach in NFL history to lead a team to three straight 500-point seasons (2010-2012). The Patriots are the first franchise in NFL history to score 500 or more points in four seasons (2007-589, 2010-518, 2011-513 and 2012-557). St. Louis is the only other team to have done it three times (1999-526, 2000-540, 2001-503).





# BILL BELICHICK

## NEWS & NOTES

### POSTSEASON PROWESS

#### BEST POSTSEASON RECORDS IN NFL HISTORY (minimum of 10 games)

COACH	TEAM(S)	W	L	PCT.
Vince Lombardi	GB/WAS	9	1	.900
Tom Flores	Oakland	8	3	.727
Bill Walsh	San Francisco	10	4	.714
<b>Bill Belichick</b>	<b>CLE/NE</b>	<b>22</b>	<b>9</b>	<b>.710</b>
Joe Gibbs	Washington	17	7	.708
Jimmy Johnson	DAL/MIA	9	4	.692

#### MOST POSTSEASON GAMES AS A HEAD COACH

HEAD COACH	GAMES
Tom Landry (Dallas)	36
Don Shula (Baltimore/Miami)	36
<b>Bill Belichick (Cleveland/New England)</b>	<b>31</b>

### 3X COACH OF THE YEAR

The Associated Press named Bill Belichick the NFL's Coach of the Year in 2010, the third time that Belichick earned the honor. He was also named Coach of the Year following the 2003 and 2007 seasons, joining Don Shula (4-time winner) and Chuck Knox as the only three-time winners.

### PLAYOFF SUCCESS

#### MOST PLAYOFF WINS BY AN NFL HEAD COACH

HEAD COACH	TEAM(S)	WINS
<b>Bill Belichick</b>	<b>Cleveland Browns, NE Patriots</b>	<b>22</b>
Tom Landry	Dallas Cowboys	20
Don Shula	Baltimore Colts, Miami Dolphins	19
Joe Gibbs	Washington Redskins	17
Chuck Noll	Pittsburgh Steelers	16

### DIVISION TITLES RECORD

Bill Belichick guided the Patriots to the AFC East title in 2014. His 12 division titles are the most by a head coach since the 1970 merger. Don Shula is second with 11 division titles since the merger.

### FIRST WITH 14 WINS IN 4 SEASONS

Bill Belichick guided the Patriots to an NFL-best 14-2 record in 2010, becoming the first head coach ever to win at least 14 regular-season games in four separate seasons. Only four other coaches — San Francisco's George Seifert (3), Washington's Joe Gibbs (2), Chicago's Mike Ditka (2) and Miami's Don Shula (2) — have more than one 14-win season.

### NINE SB APPEARANCES ARE A RECORD

Super Bowl XLIX was Bill Belichick's ninth Super Bowl in his career, the most appearances by an NFL coach in history.

#### MOST SUPER BOWL APPEARANCES AS A HEAD COACH OR ASSISTANT

HEAD COACH	SUPER BOWLS
<b>Bill Belichick</b>	<b>9 (six as a head coach)</b>
Dan Reeves	7 (four as a head coach)
Don Shula	6 (six as head coach)
Tom Landry	5 (five as a head coach)
Chuck Noll	5 (four as a head coach)
Marv Levy	5 (four as a head coach)

### GOOD IN DECEMBER

Bill Belichick is 54-10 (.844) in December with New England, the best record in December among head coaches with one team in NFL history (min. 25 games). George Seifert is second (27-6, .818).

### 9 CONFERENCE CHAMPIONSHIP GAMES

Bill Belichick reached his ninth conference championship game as a head coach in 2014, second to the 10 by Tom Landry.

Head Coach	Conference Championships
Tom Landry	10
<b>Bill Belichick</b>	<b>9</b>
Don Shula	7
Chuck Noll	7
John Madden	6
Bill Cowher	6







# TOM BRADY

## NEWS & NOTES



### CAREER NOTES

Tom Brady has quarterbacked the Patriots to victories in 169 of his 216 career regular season starts, compiling a .782 winning percentage and giving him the best record of any quarterback in the Super Bowl era (since 1966). Brady's 155 career wins in his first 200 starts are the most in NFL history. Peyton Manning is second with 136 wins in his first 200 career starts.

### RECORDING SUCCESS

#### TOP WINNING PERCENTAGE IN SUPER BOWL ERA (Since 1966, Minimum 50 Starts, Regular Season Only)

PLAYER	TEAM(S)	YEARS	W	L	T	PCT.
<b>TOM BRADY</b>	<b>NE</b>	<b>2000-15</b>	<b>169</b>	<b>47</b>	<b>0</b>	<b>.782</b>
Roger Staubach	DAL	1969-79	85	29	0	.746
Joe Montana	SF/KC	1979-94	117	47	0	.713

#### ACTIVE QUARTERBACKS WINNING PERCENTAGE (Minimum 32 Starts [two full seasons], Regular Season Only)

QUARTERBACK	TEAM(S)	W	L	T	PCT.
<b>TOM BRADY</b>	<b>NE</b>	<b>169</b>	<b>47</b>	<b>0</b>	<b>.782</b>
Peyton Manning	IND/DEN	186	79	0	.702
Russell Wilson	SEA	39	17	0	.696
Aaron Rodgers	GB	76	36	0	.679
Ben Roethlisberger	PIT	109	54	0	.669
Andy Dalton	CIN	48	24	1	.664
Andrew Luck	IND	35	20	0	.636
Tony Romo	DAL	77	48	0	.616
Joe Flacco	BAL	74	47	0	.612
Matt Ryan	ATL	72	47	0	.605

#### NINE AFC CHAMPIONSHIP GAME APPEARANCES

The Patriots played in their ninth conference championship game in the Tom Brady - Bill Belichick era (since 2001 with Brady starting at QB) in 2014. By omitting the season Brady missed due to injury in 2008, the Patriots have made nine title games in 13 seasons with Brady as the starter..

### FIVE 30-TD SEASONS

Brady has five 30-touchdown seasons overall. The only other Patriots quarterback to have a 30-touchdown season was Vito "Babe" Parilli in 1964 when he led the AFL with 31. Brady is the fourth quarterback in NFL history to have 30 or more touchdown passes in at least five seasons and the fifth quarterback in NFL history with three or more straight seasons with 30 or more touchdowns.

#### MOST SEASONS WITH 30-PLUS TOUCHDOWN PASSES

Brett Favre .....	9
Peyton Manning .....	9
Drew Brees .....	7
<b>TOM BRADY .....</b>	<b>5</b>
Dan Marino .....	4
Aaron Rodgers .....	4
Tony Romo .....	4
Philip Rivers .....	4
Kurt Warner .....	3

#### THREE OR MORE STRAIGHT 30 TOUCHDOWN SEASONS

Drew Brees .....	7 (2008-2014)
Brett Favre .....	5 (1994-98)
Peyton Manning .....	5 (2009-10, 12-14)
<b>TOM BRADY .....</b>	<b>3 (2010-2012)</b>
Dan Marino .....	3 (1984-86)

### 300-YARD AVG. IN THREE SEASONS

Brady averaged 301.7 yards per game in 2012. Brady (300.4 in 2007 and 327.2 in 2011) joins Drew Brees as the first NFL players to average 300 yards per game in at least three seasons. Brady is averaging 338.0 yards per game in 2015.

#### MOST SEASONS AVERAGING 300 OR MORE YARDS PER GAME

- 5 Drew Brees (2014, 2013, 2012, 2011, 2008) • **3 Tom Brady (2012, 2011, 2007)** • 2 Dan Fouts (1982, 1981)

### PILING UP THE WINS

Brady is one of three NFL quarterbacks with at least 160 career wins.  
(Regular season only)

RK	NAME	W	L	T	PCT.
1.	Brett Favre	186	112	0	.624
2.	Peyton Manning	186	79	0	.702
<b>3.</b>	<b>Tom Brady</b>	<b>169</b>	<b>47</b>	<b>0</b>	<b>.782</b>
4.	John Elway	148	82	1	.643
5.	Dan Marino	147	93	0	.613
6.	Fran Tarkenton	124	109	6	.531
7.	Drew Brees	121	89	0	.576
8.	Johnny Unitas	119	64	4	.647
9.	Joe Montana	117	47	0	.713
10.	Ben Roethlisberger	109	54	0	.669
11.	Terry Bradshaw	107	51	0	.677
12.	Warren Moon	102	101	0	.510

### BRADY ONE OF EIGHT

#### NFL RECORD FOR MOST PASSING YARDS PER GAME (Minimum 50 Games)

PLAYER	TEAM	YARDS/GAME
Drew Brees .....	SD/NO	279.6
Peyton Manning .....	IND/DEN	271.2
Kurt Warner .....	STL/ARI	260.8
Matt Ryan .....	ATL	259.4
Aaron Rodgers .....	GB	259.2
<b>Tom Brady .....</b>	<b>NE</b>	<b>258.3</b>
Dan Marino .....	Miami	253.6
Philip Rivers .....	SD	252.8





# TOM BRADY

## NEWS & NOTES

### THREE 35-TD SEASONS

Brady is one of five NFL players to have at least 35 touchdown passes in three different seasons. Brady had 33 touchdowns in 2014.

#### QBS WITH THE MOST 35+ PASSING TOUCHDOWNS IN NFL HISTORY

PLAYER	35+ TD SEASONS
Peyton Manning	4 (49 in 2004, 37 in 2012, 55 in 2013, 39 in 2014)
<b>Tom Brady</b>	<b>3 (50 in 2007, 36 in 2010 and 39 in 2011)</b>
Brett Favre	3 (38 in 1995, 39 in 1996 and 35 in 1997)
Drew Brees	3 (46 in 2011, 43 in 2012 and 39 in 2013)
Aaron Rodgers	3 (45 in 2011, 39 in 2012 and 38 in 2014).

### BRADY AT 4,000

Brady (4,109) reached 4,000 passing yards for the seventh time in his career in 2014.

#### ALL-TIME 4,000 YARD PASSING SEASONS

14	Peyton Manning
9	Drew Brees
<b>7</b>	<b>Tom Brady</b>
6	Dan Marino
6	Brett Favre
6	Philip Rivers
5	Aaron Rodgers

Additionally, Brady owns seven of the nine 4,000-yard passing seasons in team history

#### PATRIOTS TOP PASSING YARDS/SEASON

Yards	Player	Year
5,235	Tom Brady	2011
4,827	Tom Brady	2012
4,806	Tom Brady	2007
4,555	Drew Bledsoe	1994
4,398	Tom Brady	2009
4,343	Tom Brady	2013
4,110	Tom Brady	2005
<b>4,109</b>	<b>Tom Brady</b>	<b>2014</b>
4,086	Drew Bledsoe	1996

### 24 CAREER 4-TD GAMES

Brady has thrown four or more touchdowns in 24 games - 19 four-TD games, three five-TD games and two six-TD games. The Patriots are 23-1 when Brady throws four or more TD passes.

#### MOST GAMES WITH 4+ TOUCHDOWN PASSES

PLAYER	4+ TD GAMES
1. Peyton Manning	35
2. Drew Brees	27
<b>3. Tom Brady</b>	<b>24</b>
4. Brett Favre	23
5. Dan Marino	21
6. Johnny Unitas	17

#### MOST GAMES WITH 4+ TDS AND NO INTERCEPTIONS

PLAYER	GAMES
<b>Tom Brady</b>	<b>19</b>
Peyton Manning	18
Drew Brees	18
Brett Favre	12

### SIX FOR SIX-PLUS

Brady has thrown six touchdowns in a game two times and is one of eight NFL players to have thrown at least six touchdowns in a game two times. Brady threw six touchdowns at Miami (10/21/07) and vs. Tennessee (10/18/09).

#### NFL PLAYERS WITH AT LEAST TWO 6+TD GAMES

PLAYER	6+ TD GAMES
Peyton Manning	3 (2 6 TD games and 1 7 TD Game)
George Blanda	2 games with 7 touchdowns
Y.A. Tittle	2 (1 game with 7 and 1 with 6 TDs)
Drew Brees	2 (1 game with 7 and 1 with 6 TDs)
<b>Tom Brady</b>	<b>2 games with 6 touchdowns</b>
Charley Johnson	2 games with 6 touchdowns
Ben Roethlisberger	2 games with 6 touchdowns
Aaron Rodgers	2 games with 6 touchdowns



## 50,000 YARDS

Tom Brady (56,301) became the sixth NFL quarterback to reach 50,000 passing yards in the win vs. Cincinnati on Oct. 5, 2014. He moved past John Elway into fifth place all-time in a win vs. Denver (11/2/14)..

Player	Passing yards
1. Peyton Manning	71,871
2. Brett Favre	71,838
3. Dan Marino	61,361
4. Drew Brees	59,005
<b>5. Tom Brady</b>	<b>56,301</b>
6. John Elway	51,475
7. Warren Moon	49,325
8. Fran Tarkenton	47,003
9. Vinny Testaverde	46,233
10. Drew Bledsoe	44,611

### A GOOD RATIO

Brady ranks first in touchdown-to-interception ratio among quarterbacks with 400 career TD passes. He ranks second in TD-to-INT ratio overall, behind only Aaron Rodgers.

#### BRADY TOPS 400 CLUB IN TD/INT RATIO

##### NFL All-Time Rank in Parentheses

Player	Touchdowns	Interceptions	Ratio
<b>Tom Brady</b>	<b>416 (4t)</b>	<b>146 (58t)</b>	<b>2.85 (2)</b>
Peyton Manning	539 (1)	251 (9)	2.15 (6)
Drew Brees	416 (4t)	203 (25t)	2.05 (8)
Dan Marino	420 (3)	252 (8)	1.67 (20)
Brett Favre	508 (2)	336 (1)	1.51 (29)

### 400-TD CLUB

Tom Brady is one of five NFL players with at least 400 career touchdowns.

#### MOST CAREER TOUCHDOWN PASSES

(regular season only) Bold indicates active players

RANK	NAME	TOUCHDOWNS
1.	<b>Peyton Manning</b>	<b>539</b>
2.	Brett Favre	508
3.	Dan Marino	420
<b>4t.</b>	<b>Tom Brady</b>	<b>416</b>
<b>4t.</b>	<b>Drew Brees</b>	<b>416</b>
6.	Fran Tarkenton	342
7.	John Elway	300
8.	Warren Moon	291
9.	Johnny Unitas	290
10.	Eli Manning	278

### BRADY THIRD IN ALL-TIME TDS

Brady is third in NFL history in all-time touchdown passes (regular season and playoffs) and ranks second in total TD passes with one team.

#### ALL-TIME TOUCHDOWN PASS LEADERS (INCLUDING PLAYOFFS)

Player	Years	Team(s)	Total TD	Reg. Season	Playoffs
Peyton Manning	1998-Present	IND/DEN	577	539	38
Brett Favre	1991-2010	ATL/GB/NYJ/MIN	552	508	44
<b>Tom Brady</b>	<b>2000-Present</b>	<b>NE</b>	<b>469</b>	<b>416</b>	<b>53</b>
Dan Marino	1983-1999	MIA	452	420	32
Drew Brees	2001-Present	SD/NO	440	416	24
Fran Tarkenton	1961-1978	MIN/NYG	353	342	11
John Elway	1983-1998	DEN	327	300	27
Joe Montana	1979-1994	SF/KC	318	273	45

#### MOST TOUCHDOWN PASSES WITH ONE TEAM (INCLUDING PLAYOFFS)

Player	Years	Team(s)	Total TD	Reg. Season	Playoffs
Brett Favre	1992-2007	GB	481	442	39
<b>Tom Brady</b>	<b>2000-Present</b>	<b>NE</b>	<b>469</b>	<b>416</b>	<b>53</b>
Dan Marino	1983-1999	MIA	452	420	32
Peyton Manning	1998-2010	IND	428	399	29





# TOM BRADY

## NEWS & NOTES

### ECLIPSING 3K

Brady (3,043) once again reached 3,000 yards in 2015 for his 13th 3,000-yard season.

#### NFL RECORD FOR MOST 3,000-YARD SEASONS

18	Brett Favre
16	Peyton Manning
<b>13</b>	<b>Tom Brady</b>
13	Dan Marino
12	John Elway
12	Drew Brees

### FRANCHISE LEADING PASSER

PATRIOTS ALL-TIME LEADING PASSERS				
PLAYER	YEARS	ATT	COMP	YARDS
<b>Tom Brady</b>	<b>2000-15</b>	<b>7,538</b>	<b>4,802</b>	<b>56,301</b>
Drew Bledsoe	1993-01	4,518	2,544	29,657
Steve Grogan	1975-90	3,593	1,879	26,886

### NFL FRANCHISE WINS LEADER

Tom Brady has 169 career regular-season wins with the Patriots, the most by a starting quarterback with one team. Brady made his 208th career start against Pittsburgh (9/10/15) when he won his 161st game. It took Brett Favre 253 starts to reach 160 wins.

#### MOST WINS AS A STARTING QUARTERBACK FOR ONE TEAM

Player	Wins	Team
<b>Tom Brady</b>	<b>169</b>	<b>New England</b>
Brett Favre	160	Green Bay
John Elway	148	Denver
Dan Marino	147	Miami
Peyton Manning	141	Indianapolis

### BRADY RACKS UP PASSING YARDS

Brady has 70 NFL games with 300 or more yards passing and the Patriots are 59-11 in those games. He is one of three players with 70 300-yard games.

#### NFL QUARTERBACK 300-YARD GAMES (\*ACTIVE)

PLAYER	300-YARD GAMES
Peyton Manning*	93
Drew Brees*	92
<b>Tom Brady*</b>	<b>70</b>
Dan Marino	63
Brett Favre	62
Kurt Warner	52
Dan Fouts	51
Warren Moon	49
Tony Romo*	46

Brady had a career-best eleven 300-yard games in the 2011 season, tied for third in NFL history behind Drew Brees (13 in 2011) and Peyton Manning (12 in 2013). He has six 300 yard games so far in 2015.

### TOP QB HOME STARTING RECORDS (MIN. 75 STARTS) SINCE 1970 MERGER (INCLUDES POSTSEASON)

PLAYER	TEAM(S)	W	L	T	PCT.
<b>Tom Brady</b>	<b>NE</b>	<b>109</b>	<b>17</b>	<b>0</b>	<b>.865</b>
Terry Bradshaw	PIT	75	14	0	.843
John Elway	DEN	104	25	0	.806

### 39 GAME-WINNING DRIVES

Brady has 39 game-winning drives in the fourth quarter or overtime in the regular season.

#### MOST GAME WINNING DRIVES IN THE FOURTH QUARTER OR OVERTIME (Regular Season)

PLAYER	TEAMS	4TH QTR GAME-WINNING DRIVES
1. Peyton Manning	IND/DEN	52
2. Dan Marino	Miami	47
3. Brett Favre	GB/NYJ/MIN	43
4. John Elway	Denver	40
<b>5. Tom Brady</b>	<b>New England</b>	<b>39</b>
6. Warren Moon	HOU/MIN/SEA/KC	35
7. Drew Brees	SD/NO	34

### BRADY'S COMEBACKS

Brady has engineered 49 career game-winning performances to lead his team to a victory from a fourth-quarter deficit or tie.

		TIME REMAINING		PASSING STATISTICS						
DATE	OPP.	SCORE	IN REG.	ATT	CMP	YDS	TD	INT	FINAL	
11/15/15	at NYG	17-23	15:00	18	11	193	1	1	27-26	
10/25/15	NYJ	16-17	15:00	17	14	150	2	0	30-23	
02/01/15	SEA**	14-24	15:00	15	13	124	2	0	28-24	
01/10/15	BAL*	28-28	15:00	8	9	72	1	0	35-31	
12/21/14	at NYJ	10-13	15:00	6	3	26	0	1	17-13	
12/07/14	at SD	13-14	15:00	8	7	112	1	0	23-14	
12/08/13	CLE	3-19	15:00	20	16	142	2	0	27-26	
12/01/13	at HOU	21-24	15:00	12	8	87	0	0	34-31	
11/24/13	DEN	21-24	15:00	19	12	100	1	0	[ot] 34-31	
10/13/13	NO	23-27	1:13	5	7	70	1	0	30-27	
09/08/13	at BUF	20-21	4:31	7	7	36	0	0	23-21	
10/21/12	NYJ	23-26	1:37	9	13	95	0	0	[ot] 29-26	
09/30/12	at BUF	21-21	15:00	7	4	78	2	0	52-28	
01/22/12	BAL*	16-20	15:00	6	3	20	0	1	23-20	
12/24/11	MIA	17-17	15:00	11	8	120	0	0	27-24	
10/16/11	DAL	13-16	5:13	9	11	87	1	0	20-16	
12/19/10	GB	21-27	13:49	6	5	82	1	0	31-27	
11/25/10	at DET	24-24	15:00	5	5	86	2	0	45-24	
10/17/10	BAL	10-20	14:53	24	16	156	1	1	[ot] 23-20	
09/14/09	BUF	13-24	5:32	13	11	112	2	0	25-24	
12/29/07	at NYG	23-28	15:00	12	8	130	1	0	38-35	
12/03/07	at BAL	17-24	14:25	17	7	113	1	0	27-24	
11/25/07	PHI	24-28	15:00	16	11	109	0	0	31-28	
11/04/07	at IND	10-20	9:42	10	8	144	2	0	24-20	
01/14/07	at SD*	13-21	8:35	14	9	122	1	1	24-21	
12/03/06	DET	13-21	13:07	15	14	101	0	0	28-21	
11/26/06	CHI	10-10	14:46	7	6	98	1	0	17-13	
09/10/06	BUF	14-17	15:00	6	3	58	0	1	19-17	
11/13/05	at MIA	15-16	2:53	2	2	76	1	0	23-16	
10/30/05	BUF	7-16	10:07	4	4	69	0	0	21-16	
10/09/05	at ATL	28-28	3:52	2	2	17	0	0	31-28	
09/25/05	at PIT	10-13	14:19	12	12	167	0	0	23-20	
02/06/05	PHI**	14-14	15:00	4	2	33	0	0	24-21	
10/03/04	at BUF	17-17	15:00	4	2	8	1	0	31-17	
02/01/04	CAR**	29-29	1:08	5	4	47	0	0	32-29	
01/10/04	TEN*	14-14	15:00	11	6	27	0	0	17-14	
11/30/03	at IND	31-31	10:21	6	3	31	1	0	38-34	
11/23/03	at HST	13-20	3:11	14	10	133	1	0	[ot] 23-20	
11/03/03	at DEN	23-26	2:51	4	5	58	1	0	30-26	
10/19/03	at MIA	13-13	15:00	10	7	147	1	0	[ot] 19-13	
10/05/03	TEN	24-27	4:40	1	1	15	0	0	38-30	
12/29/02	MIA	13-24	4:59	13	8	69	1	0	[ot] 27-24	
11/10/02	at CHI	19-30	5:16	14	9	116	2	0	33-30	
09/22/02	KC	38-38	0:00	5	4	46	0	0	[ot] 41-38	
02/03/02	STL**	17-17	1:21	8	5	53	0	0	20-17	
01/19/02	OAK*	3-13	15:00	27	20	138	0	0	[ot] 16-13	
12/16/01	at BUF	6-9	5:57	13	9	116	0	0	[ot] 12-9	
12/02/01	at NYJ	14-16	15:00	7	6	56	0	0	17-16	
10/14/01	SD	16-26	8:48	18	13	130	1	0	[ot] 29-26	

^Statistics are from the time noted until the end of the game \* Divisional Playoffs \*\* Super Bowl





# TOM BRADY

## NEWS & NOTES

### LATE GAME WINNER

Brady now has seven career games in which he threw a game-winning touchdown pass in the final minute of the game to turn a Patriots deficit into a Patriots win.

**11/10/02 at Chicago\* W 33-30**

The Patriots trailed 30-25 when Brady threw a 20-yard touchdown to David Patten with 21 seconds left to give the Patriots a 33-30 win.

\*-Champaign, Ill.

**11/3/03 at Denver W 30-26**

The Patriots trailed 26-23 when Brady threw an 18-yard touchdown to David Givens with 30 seconds left to give the Patriots a 30-26 win.

**12/3/07 at Baltimore W 27-24**

The Patriots trailed 24-20 when Brady threw an 8-yard touchdown to Jabar Gaffney with 44 seconds left to give the Patriots a 27-24 win.

**9/14/09 vs. Buffalo W 25-24**

The Patriots trailed 24-19 when Brady threw a 16-yard touchdown to Ben Watson with 50 seconds left to give the Patriots a 25-24 win.

**10/16/11 vs. Dallas W 20-16**

The Patriots trailed 16-13 when Brady threw an 8-yard touchdown pass to Aaron Hernandez with 22 seconds left to give the Patriots a 20-16 win.

**10/13/13 vs. New Orleans W 30-27**

The Patriots trailed 27-23 when Brady threw a 17-yard touchdown pass to Kenbrell Thompson with five seconds left to give the Patriots a 30-27 win.

**12/08/13 vs. Cleveland W 27-26**

The Patriots trailed 26-21 when Brady threw a 1-yard touchdown pass to Danny Amendola with 31 seconds left to give the Patriots a 27-26 win.

### THREE TD; NO INT

Tom Brady is second in NFL history with 44 games with three or more touchdowns and no interceptions. The Patriots are 43-1 (.977) in such games.

#### PLAYER MOST GAMES WITH 3+ TD PASSES AND 0 INT.

Peyton Manning	51
<b>Tom Brady</b>	<b>44</b>
Brett Favre	36
Drew Brees	35
Aaron Rodgers	32

### TOM BRADY'S RECORD AS A STARTER

	REG. SEASON	PLAYOFFS	TOTAL
<b>Overall</b>	<b>169-47</b>	<b>21-8</b>	<b>190-55</b>
Home: .....	95-14	14-3	109-17
Road: .....	74-33	7-5*	81-38
<b>By Yardage Total</b>			
Less than 200: .....	35-15	4-1	39-16
200-299: .....	75-21	11-5	86-26
300 or more: .....	59-11	6-2	65-13

#### Other Records

On Artificial Turf: .....	105-14	10-5	115-19
Temp Below 40: .....	34-5	11-2	45-7
Thanksgiving or later: .....	61-13	21-8	82-21
Leading at Halftime: .....	129-15	14-4	143-19
Leading after 3 Qtrs: .....	138-8	13-3	151-11
Overtime: .....	9-2	1-0	10-2
Passer rating >100.0: .....	94-6	10-0	104-6

\*Includes six Super Bowls at neutral sites

### RECORD TITLE HOLDER

Tom Brady earned his NFL record 12th division championship in 2014.

#### QUARTERBACK CAREER DIVISION TITLES

<b>Tom Brady</b>	<b>12</b>
Peyton Manning	11
Joe Montana	9

### 12-WIN SEASONS

Since entering the NFL in 2000, Tom Brady's teams have reached 12 regular-season wins in nine different seasons, second all-time, behind Peyton Manning.

#### STARTING QB'S WITH THE MOST 12-WIN REGULAR SEASONS IN NFL HISTORY

PLAYER	SEASONS
Peyton Manning	11
<b>Tom Brady</b>	<b>9</b>
Brett Favre	6
John Elway	4
Jim Kelly	4

### MOST WINS IN 200 STARTS

Brady had 155 career regular-season wins in his first 200 regular-season starts (.775 win pct.). Peyton Manning is second with 136 victories in his first 200 starts.

#### MOST WINS BY A STARTING QB THROUGH 200 REGULAR SEASON STARTS

Quarterback	Wins Through 200 Starts
<b>Tom Brady</b>	<b>155</b>
Peyton Manning	136
Dan Marino	125
John Elway	124

### SIXTH TO REACH 4,000 COMPLETIONS

Tom Brady (4,802) is one of six players in NFL history to reach 4,000 completions.

#### MOST PASS COMPLETIONS IN NFL HISTORY

1. Brett Favre	6,300
2. Peyton Manning	6,120
3. Drew Brees	5,194
4. Dan Marino	4,967
<b>5. Tom Brady</b>	<b>4,802</b>
6. John Elway	4,123
7. Warren Moon	3,988

### THIRD FASTEST TO 4,000 COMPLETIONS

Tom Brady has now completed 4,802 passes over his career in the regular season, becoming just the sixth player (third fastest) in NFL history to achieve the feat.

#### GAMES PLAYED TO 4,000 CAREER COMPLETIONS

Drew Brees	169
Peyton Manning	183
<b>Tom Brady</b>	<b>187</b>
Dan Marino	193
Brett Favre	196
John Elway	227

### BRADY HAS FIFTH-BEST QB RATING

PLAYER	YEARS	TEAM	RATING
Aaron Rodgers	2005-15	Green Bay	105.8
Tony Romo	2004-15	Dallas	97.6
Russell Wilson	2012-15	Seattle	97.4
Steve Young	1985-99	TB/SF	96.8
<b>Tom Brady</b>	<b>2000-15</b>	<b>Patriots</b>	<b>96.6</b>
Peyton Manning	1998-15	IND/DEN	96.5
Philip Rivers	2004-15	San Diego	96.1





# TOM BRADY

## NEWS & NOTES

### MOST TD THROWS COACH/QB TANDEM

Tom Brady has thrown 416 career touchdowns under head coach Bill Belichick, the most touchdowns among any head coach/starting quarterback tandem.

#### MOST TDS/QB TANDEMS (Regular Season Only)

Quarterback/Head Coach	Team	Touchdowns
<b>Tom Brady/Bill Belichick</b>	<b>NE</b>	<b>416</b>
Dan Marino/Don Shula	MIA	352
Drew Brees/Sean Payton	NO	293
Len Dawson/Hank Stram	KC	232

### BRADY BEATS EVERYBODY

Since the win vs. Denver on Nov. 2, 2014, no NFL team can claim a winning record against Tom Brady. Conversely, Peyton Manning has a losing record against five teams and Brett Favre had a losing record against seven teams in his career. Brady has a career .500 record against six teams and a winning regular-season record against the 25 teams.

He is undefeated against eight teams – Atlanta (4-0), Chicago (4-0), Dallas (4-0), Detroit (4-0), Jacksonville (5-0), Minnesota (4-0), Philadelphia (3-0) and Tampa Bay (3-0). Brady is most successful against Buffalo, with a 24-3 career record and the non-divisional team he has beaten the most is Indianapolis (9-3).

### NO PLACE LIKE HOME

Tom Brady made his 100th career home start against Chicago on Oct. 26, 2014. The win over Chicago gave Brady an 87-13 home record in his first 100 home starts, the best in NFL history since the merger for a quarterback with at least 50 starts.

#### BEST HOME REGULAR SEASON STARTING RECORDS (MINIMUM 40 STARTS)

Player	Record
<b>Tom Brady</b>	<b>95-14 (.872)</b>
Terry Bradshaw	67-12 (.848)
Roger Staubach	49-10 (.831)
Aaron Rodgers	46-10 (.821)
John Elway	92-23 (.805)
Joe Flacco	46-14 (.767)

#### BEST HOME REGULAR SEASON STARTING RECORD IN FIRST 100 STARTS

Player	Record
<b>Tom Brady</b>	<b>87-13 (.870)</b>
Brett Favre	82-18 (.820)
John Elway	77-23 (.770)
Peyton Manning	74-26 (.740)

### WINNINGEST COACH/QB TANDEM

Bill Belichick and Tom Brady have the best winning percentage and most wins for a head coach/starting quarterback tandem since the 1970 merger.

#### WINNINGEST COACH/QB TANDEMS SINCE 1970

(Regular Season Only – by winning percentage)

Quarterback/Head Coach	Team	W	L	T	Pct.
<b>Tom Brady/Bill Belichick</b>	<b>NE</b>	<b>169</b>	<b>47</b>	<b>0</b>	<b>.782</b>
Ken Stabler/John Madden	OAK	60	19	1	.756
Jim McMahon/Mike Ditka	CHI	46	15	0	.754
Peyton Manning/Tony Dungy	IND	73	24	0	.753

#### WINNINGEST COACH/QB TANDEMS SINCE 1970

(Regular Season Only – by victories)

Quarterback/Head Coach	Team	W	L	T	Pct.
<b>Tom Brady/Bill Belichick</b>	<b>NE</b>	<b>169</b>	<b>47</b>	<b>0</b>	<b>.782</b>
Dan Marino/Don Shula	MIA	116	68	0	.630
Terry Bradshaw/Chuck Noll	PIT	107	51	0	.601

### MOST STARTS UNDER ONE HC

Tom Brady made his 185th career start at Carolina on Nov. 18, 2013, all under Bill Belichick. It is the most starts by a quarterback under one head coach in NFL history. Brady surpassed Dan Marino, who had 184 career starts under head coach Don Shula. Brady now has 216 career starts under Belichick.

### 13 GAMES WITH 300 YARDS, 4 TDS & 0 INTS

Tom Brady had his 13th NFL game with 300 yards, four touchdowns and no interceptions vs. Miami (10/29/15), second in NFL history to the 15 such games by Drew Brees.

### BRADY BEATS BUFFALO

Tom Brady owns a 24-3 record against the Buffalo Bills, more against Buffalo than any other NFL team. The New York Jets are second with 21 wins.

#### MOST WINS BY A STARTING QUARTERBACK AGAINST AN OPPONENT

Player	Wins
Brett Favre	26 wins against Detroit
<b>Tom Brady</b>	<b>24 wins against Buffalo</b>
Brett Favre	23 wins against Chicago
Dan Marino	22 wins against Indianapolis

### NFL RECORD FOR ATTEMPTS BETWEEN INTS

Tom Brady attempted 358 consecutive regular-season passes without an interception, a streak spanning from Oct. 17, 2010-Sept. 1, 2011. Brady eclipsed Bernie Kosar's record on Dec. 26, 2010 at Buffalo.

#### MOST CONSECUTIVE PASS ATTEMPTS WITHOUT AN INTERCEPTION

358	Tom Brady (Patriots)	2010-11
308	Bernie Kosar (Cleveland)	1990-91
294	Bart Starr (Green Bay)	1964-65
279	Jeff George (IND/ATL)	1993-94
277	Rich Gannon (Oakland)	2001
271	Jason Campbell (Washington)	2007-08

### SECOND IN DISTINCT HONOR

Tom Brady has earned 25 AFC Player of the Week honors, second in NFL history Peyton Manning's 27 honors. Brady was named AFC Offensive Player of the Week for Week 8 in 2015. Brady was named AFC Offensive Player of the Month for September in 2015 and is tied with Manning for the most player of the month honors with eight.

#### CAREER PLAYER OF THE WEEK AWARDS

Player	Career	Team	POW Awards
Peyton Manning	1998-present	Colts/Broncos	27
<b>Tom Brady</b>	<b>2000-present</b>	<b>Patriots</b>	<b>25</b>
Dan Marino	1983-1999	Dolphins	18
Brett Favre	1991-2010	Packers, Jets, Vikings	16
John Elway	1983-1998	Broncos	15

### BRADY SHINES ON MONDAY NIGHT

Brady has thrown 43 touchdown passes on "Monday Night Football", the third-most in NFL history.

#### CAREER TOUCHDOWN PASSES ON MONDAY NIGHT FOOTBALL

Player	TD Passes on MNF	Games
Dan Marino	74	38
Brett Favre	69	38
<b>Tom Brady</b>	<b>43</b>	<b>19</b>
Steve Young	42	25
Peyton Manning	38	18
Joe Montana	36	20





# TOM BRADY

## NEWS & NOTES

### BRADY IS STREAKING

Tom Brady has a streak of 117 consecutive starts and is the only quarterback in NFL history with two separate streaks of 100-plus starts.

#### MOST CONSECUTIVE STARTS BY AN NFL QB (INCLUDING POSTSEASON)

Games	QB
321	Brett Favre (1992-2010)
227	Peyton Manning (1998-2011)
188	Eli Manning (2004-present)
162	Philip Rivers (2006-present)
136	Joe Flacco (2008-present)
<b>128</b>	<b>Tom Brady (2001-2008)</b>
123	Ron Jaworski (1977-1984)
<b>117</b>	<b>Tom Brady (2009-present)</b>
110	Joe Ferguson (1977-1984)

### MOST GAMES PLAYED AS A PATRIOT

Tom Brady passed Bruce Armstrong at Dallas (10/11/15) with his 213th game played in a Patriot uniform.

Player	Games Played
<b>Tom Brady</b>	<b>218</b>
Bruce Armstrong	212
Julius Adams	206

### SECOND PATRIOT WITH 200 STARTS

Tom Brady (216) is the second New England Patriots player to start in at least 200 games. Patriots Hall of Fame OL Bruce Armstrong started in 212 games during his career.

### 200-PLUS STARTS

Tom Brady is one of nine NFL quarterbacks with at least 200 career starts in the regular season.

#### MOST NFL STARTS BY AN NFL QUARTERBACK

Player	Starts
Brett Favre	298
Peyton Manning	265
Dan Marino	240
Fran Tarkenton	239
John Elway	231
<b>Tom Brady</b>	<b>216</b>
Vinny Testaverde	214
Drew Brees	210
Warren Moon	203

### ANOTHER 100 STRAIGHT STARTS

Tom Brady made his 100th consecutive regular season start against Dallas (10/11/15) and is the first NFL quarterback to start 100 consecutive regular season games twice.

#### MOST CONSECUTIVE STARTS IN THE REGULAR SEASON/QUARTERBACK

Player	Consecutive Starts
Brett Favre	297
Peyton Manning	208
*Eli Manning	178
*Philip Rivers	153
*Joe Flacco	121
Ron Jaworski	116
<b>Tom Brady</b>	<b>111</b>
Joe Ferguson	107
<b>*Tom Brady</b>	<b>105</b>

\*Active Streak

### ELITE COMPANY

Tom Brady (216 starts in the regular season and 29 postseason starts) and Pro Football Hall of Famer Jerry Rice (284 regular season starts and 29 postseason starts) are the only NFL players with at least 200 regular-season starts and at least 25 postseason starts.

### MOST VALUABLE PLAYERS

#### MOST ASSOCIATED PRESS NFL MVP AWARDS

Peyton Manning 5\*

Brett Favre 3

**Tom Brady 2\* (2007 and 2010)**

Joe Montana 2

Aaron Rodgers 2\*

Johnny Unitas 2

Kurt Warner 2

Steve Young 2

\*Active



### BRADY GOES LONG

Brady owns seven of the nine 4,000-yard passing seasons in Patriots history.

#### PATRIOTS TOP PASSING YARDS/SEASON

YARDS	PLAYER	YEAR
<b>5,235</b>	<b>Tom Brady</b>	<b>2011</b>
<b>4,827</b>	<b>Tom Brady</b>	<b>2012</b>
<b>4,806</b>	<b>Tom Brady</b>	<b>2007</b>
4,555	Drew Bledsoe	1994
<b>4,398</b>	<b>Tom Brady</b>	<b>2009</b>
<b>4,343</b>	<b>Tom Brady</b>	<b>2013</b>
<b>4,110</b>	<b>Tom Brady</b>	<b>2005</b>
<b>4,109</b>	<b>Tom Brady</b>	<b>2014</b>
4,086	Drew Bledsoe	1996



### BRADY THROWS FOR SECOND-HIGHEST TOTAL

Tom Brady threw for 466 yards at Buffalo (09/20/15), marking the seventh time in Brady's career that he has eclipsed the 400-yard mark, the second-highest single-game mark of his career and the most ever against Buffalo, eclipsing the 464 yards by George Blanda in 1961.

#### MOST PASSING YARDS IN A GAME IN PATRIOTS HISTORY

Player	Date	Opp	Att	Cmp	Yds	TD	Int
Tom Brady	9/12/11	MIA	48	32	517	4	1
Tom Brady	9/20/15	BUF	59	38	466	3	0
Tom Brady	12/16/12	SF	65	36	443	1	2
Tom Brady	11/03/13	PITT	33	23	432	4	0
Drew Bledsoe	11/13/94	MIN	70	45	426	3	0
Drew Bledsoe	11/23/98	MIA	54	28	423	2	2
Tom Brady	9/18/11	SD	40	31	423	3	0





# TOM BRADY

## NEWS & NOTES

### 50-YARD DOUBLE DOWN

Brady has thrown at least two 50-yard passes in the same game nine times in his career. His career best came in 2009 with three 50-yard strikes in one game.

#### BRADY'S GAMES WITH AT LEAST TWO 50-YARD PASSES

##### **10/9/05 @ Atlanta**

-55t (3Q) Bethel Johnson  
-51 (1Q) Deion Branch

##### **1/14/06 @ Denver \*AFC Divisional Playoff Round**

-73 (4Q) Deion Branch  
-51 (2Q) Andre' Davis

##### **12/31/06 @ Tennessee**

-62t (3Q) Reche Caldwell  
-52 (1Q) Corey Dillon

##### **12/9/07 vs. Pittsburgh**

-63t (2Q) Randy Moss  
-56t (3Q) Jabar Gaffney >Flea-flicker w/R. Moss

##### **11/15/09 @ Indianapolis**

-63t (2Q) Randy Moss  
-55 (1Q) Randy Moss

##### **12/06/09 @ Miami**

-58t (1Q) Randy Moss  
-58 (2Q) Wes Welker  
-81t (3Q) Sam Aiken

##### **11/22/12 @ NY Jets**

-83t (2Q) Shane Vereen  
-56t (2Q) Julian Edelman

##### **11/03/13 vs. Pittsburgh**

-57 (2Q) Danny Amendola  
-81t(4Q) Aaron Dobson

##### **11/15/15 at New York Giants**

-76t (4Q) Rob Gronkowski  
-54(4Q) Brandon LaFell

### PASSING YARD PACE

Tom Brady has 3,043 yards passing through nine games in 2015. Brady is on pace to finish the season with 5,410 passing yards, which challenge Peyton Manning's NFL-record 5,477 passing yards in 2013.

#### **MOST PASSING YARDS IN A SEASON**

<i>Player</i>	<i>Yards</i>
Peyton Manning (2013)	5,477
Drew Brees (2011)	5,476
<b>Tom Brady (2011)</b>	<b>5,235</b>
Drew Brees (2012)	5,177
Drew Brees (2013)	5,162
Dan Marino (1984)	5,084
Matthew Stafford (2011)	5,038

### BRADY TD PASS RATE

Tom Brady has 24 touchdown passes through the first nine games of the season, putting him on pace to finish with 43 scoring passes in 2015. If Brady reaches at least 40 touchdown passes in 2015, he will join Peyton Manning (55 in 2013 and 49 in 2004), Dan Marino (48 in 1984 and 44 in 1986) and Drew Brees (46 in 2011 and 43 in 2012) as the only players in NFL history to have multiple seasons of 40+ touchdown passes. Brady threw for 50 touchdown passes in 2007.

#### **QUARTERBACKS WITH 40 OR MORE TOUCHDOWN PASSES IN A SEASON**

<i>Player</i>	<i>Touchdown Passes</i>
Peyton Manning (2013)	55
<b>Tom Brady (2007)</b>	<b>50</b>
Peyton Manning (2004)	49
Dan Marino (1984)	48
Drew Brees (2011)	46
Aaron Rodgers (2011)	45
Dan Marino (1986)	44
Drew Brees (2012)	43
Matthew Stafford (2011)	41
Kurt Warner (1999)	41
Andrew Luck (2014)	40

### THE BRADY SIX

Tom Brady was the seventh quarterback selected in the 2000 NFL Draft

#### **QUARTERBACKS TAKEN IN THE 2000 NFL DRAFT**

<i>Rd</i>	<i>Pick</i>	<i>Player</i>	<i>Taken By</i>
1	18	Chad Pennington	NY Jets
3	65	Giovanni Carmazzi	San Francisco
3	75	Chris Redman	Baltimore
5	163	Tee Martin	Pittsburgh
6	168	Marc Bulger	New Orleans
6	183	Spergon Wynn	Cleveland
<b>6</b>	<b>199</b>	<b>Tom Brady</b>	<b>New England</b>

### BRADY HANGS 50

Brady and the Patriots knocked off Jacksonville, 51-17, on Sept. 27, 2015, the eighth time that New England scored at least 50 points in a game started by Brady, the most in NFL history. Pro Football Hall of Famer Len Dawson (6) is second. Brady eight 50-point games are more than 20 current teams have in their entire history.

<i>Date</i>	<i>Opponent</i>	<i>Score</i>
10/28/07	vs. Washington	52-7
11/18/07	at Buffalo	56-10
10/18/09	vs. Tennessee	59-0
9/30/12	at Buffalo	52-28
11/18/12	vs. Indianapolis	59-24
11/03/13	vs. Pittsburgh	55-31
10/26/14	vs. Chicago	51-23
9/27/15	vs. Jacksonville	51-17

### SPREADING THE WEALTH

Brady completed passes to 10 different receivers in the win at Buffalo (10/12/14). It was the 10th time in his career he has completed passes to 10 different receivers in a game and the first time since 12/8/13 vs. Cleveland.

### 300 IN A HALF

Brady had his fourth 300-yard half and his third 300-yard second half after throwing for 323 yards in the second half vs. Cleveland on Dec. 8, 2013.

<i>YARDS</i>	<i>GAME</i>	<i>HALF</i>
367	vs. San Francisco (12-16-12)	2nd half
345	vs. Tennessee (10-18-09)	1st half
<b>323</b>	<b>vs. Cleveland (12-08-13)</b>	<b>2nd half</b>
306	at Miami (9-12-11)	2nd half





# TOM BRADY

## PLAYOFF NOTES

### BRADY MOVES UP POSTSEASON LISTS

Tom Brady threw three touchdown passes in the 2014 AFC Divisional Playoff game vs. Baltimore (01/10/15) to move past Joe Montana (45) for the most touchdown passes in the postseason with 46. He added three more touchdowns in the AFC title win and four in the Super Bowl. Brady had a franchise record of 367 yards against the Ravens. He became the all-time postseason passing leader in the AFC title win.

#### NFL ALL-TIME LEADERS: POSTSEASON TOUCHDOWN PASSES

PLAYER	TEAM	TOUCHDOWNS
<b>Tom Brady</b>	<b>New England</b>	<b>53</b>
Joe Montana	San Fran./Kansas City	45
Brett Favre	Green Bay/Minnesota	44
Peyton Manning	Indianapolis/Denver	38
Dan Marino	Miami	32
Kurt Warner	St. Louis/Arizona	31
Terry Bradshaw	Pittsburgh	30

#### NFL ALL-TIME LEADERS: POSTSEASON TD PASSES, SINGLE GAME

PLAYER	TEAM	GAME	TOUCHDOWNS
<b>Tom Brady</b>	<b>NE</b>	<b>AFC-D: NE vs. DEN '11</b>	<b>6</b>
Daryle Lamonica	OAK	AFC-D: OAK vs. HOU '69	6
Steve Young	SF	SB: SF vs. SD '94	6

#### NFL ALL-TIME LEADERS: POSTSEASON PASSING YARDS

PLAYER	TEAM	YARDS
<b>Tom Brady</b>	<b>New England</b>	<b>7,345</b>
Peyton Manning	Indianapolis/Denver	6,800
Brett Favre	Green Bay/Minnesota	5,855
Joe Montana	San Fran./Kansas City	5,772
John Elway	Denver	4,964
Dan Marino	Miami	4,510

#### NFL ALL-TIME LEADERS: POSTSEASON COMPLETIONS

PLAYER	TEAM	COMPLETIONS
<b>Tom Brady</b>	<b>New England</b>	<b>683</b>
Peyton Manning	Indianapolis/Denver	598
Brett Favre	Green Bay/Minnesota	481
Joe Montana	San Fran./Kansas City	460

#### NFL ALL-TIME LEADERS: POSTSEASON COMP. PCT., SINGLE GAME

PLAYER	TEAM	GAME	COMP PCT.
<b>Tom Brady</b>	<b>NE</b>	<b>AFC-D: NE vs. JAX '07</b>	<b>92.9 (26-28)</b>
Phil Simms	NYG	SB: NYG vs. DEN, '86	88.0 (22-25)
Kurt Warner	ARI	NFC-WC: ARI vs. GB '09	87.9 (29-33)

#### MOST 300-YARD GAMES, POSTSEASON HISTORY

PLAYER	TEAM	300-YARD GAMES
Peyton Manning	Indianapolis/Denver	9
<b>Tom Brady</b>	<b>New England</b>	<b>8</b>
Joe Montana	SF/Kansas City	6
Kurt Warner	STL/Arizona	6
Drew Brees	San Diego/New Orleans	6
Dan Fouts	San Diego	5

#### NFL ALL-TIME LEADERS: POSTSEASON TD PASSES, CONSECUTIVE GAMES

PLAYER	TEAM	GAMES
Brett Favre	GB/MIN	20 (1995-2009)
<b>Tom Brady</b>	<b>NE</b>	<b>18 (2001-2011)</b>
Dan Marino	MIA	13 (1983-1995)

### BRADY IN POSTSEASON

With the win in Super Bowl XLIX and another MVP Award, Brady is now tied for most Super Bowl wins as a QB and most Super Bowl MVP awards.

#### NFL ALL-TIME LEADERS/PLAYOFF VICTORIES AS STARTING QUARTERBACK

PLAYER	TEAM(S)	PLAYOFF WINS
<b>Tom Brady</b>	<b>New England</b>	<b>21</b>
Joe Montana	S.F./K.C.	16
Terry Bradshaw	Pittsburgh	14
John Elway	Denver	14
Brett Favre	GB/MIN	13

#### QB's WITH 3 OR MORE SUPER BOWL VICTORIES

PLAYER	TEAM	WINS
<b>Tom Brady</b>	<b>NE</b>	<b>4</b>
Terry Bradshaw	PIT	4
Joe Montana	SF	4
Troy Aikman	DAL	3

#### PLAYERS WITH MULTIPLE SUPER BOWL MVP AWARDS

PLAYER	TEAM	MVPs
<b>Tom Brady</b>	<b>NE</b>	<b>3</b>
Joe Montana	SF	3
Terry Bradshaw	PIT	2
Bart Starr	GB	2
Eli Manning	NYG	2

### BRADY HAS MOST PLAYOFF WINS

Tom Brady is the winningest quarterback in NFL playoff history among signal callers who have made at least 10 starts.

#### MOST PLAYOFF WINS BY STARTING QB IN NFL HISTORY

PLAYER	TEAM	PLAYOFF WINS
<b>Tom Brady</b>	<b>New England</b>	<b>21</b>
Joe Montana	San Fran./K.C.	16
Terry Bradshaw	Pittsburgh	14
John Elway	Denver	14
Brett Favre	Green Bay	13
Troy Aikman	Dallas	11
Roger Staubach	Dallas	11
Peyton Manning	Indianapolis/Denver	11

#### HIGHEST PLAYOFF WIN PCT. BY STARTING QB IN NFL HISTORY (Minimum 10 Starts)

PLAYER	TEAM	W	L	PCT
Bart Starr	Green Bay	9	1	.900
Jim Plunkett	Oak./L.A. Raiders	8	2	.800
Terry Bradshaw	Pittsburgh	14	5	.737
Troy Aikman	Dallas	11	4	.733
<b>Tom Brady</b>	<b>New England</b>	<b>21</b>	<b>8</b>	<b>.724</b>
Joe Montana	San Fran./K.C.	16	7	.696
Kurt Warner	St. Louis/Arizona	9	4	.692
John Elway	Denver	14	7	.667
Ben Roethlisberger	Pittsburgh	10	5	.667
Joe Flacco	Baltimore	10	5	.667

#### MOST PLAYOFF STARTS BY A QUARTERBACK

PLAYER	TEAM	STARTS
<b>Tom Brady</b>	<b>New England</b>	<b>29</b>
Peyton Manning	Indianapolis/Denver	24
Brett Favre	Green Bay/Minnesota	24
Joe Montana	San Fran./Kansas City	23
John Elway	Denver	21

### BRADY IN THE SUPER BOWL

Brady is the all-time leader in Super Bowl passing yards (1,605) and with his four touchdowns in Super Bowl XLIX, to increased his Super Bowl touchdown total to 13, to move past Joe Montana (11) for the most touchdown passes in Super Bowl history. Brady's six Super Bowl starts are the most among all quarterbacks in NFL history.

#### SUPER BOWL PASSING YARDS

PLAYER	ATT	COMP	YARDS
<b>Tom Brady</b>	<b>247</b>	<b>164</b>	<b>1,605</b>
Kurt Warner	132	83	1,156
Joe Montana	122	83	1,142
John Elway	152	76	1,128
Terry Bradshaw	84	49	932

#### SUPER BOWL PASSING TOUCHDOWNS

PLAYER	APPEARANCES	TDS
<b>Tom Brady</b>	<b>6</b>	<b>13</b>
Joe Montana	4	11
Terry Bradshaw	4	9
Roger Staubach	4	8
Kurt Warner	3	6

#### SUPER BOWL STARTS BY A QUARTERBACK

STARTING QB	TEAM	#	APPEARANCES
<b>Tom Brady</b>	<b>NE</b>	<b>6</b>	<b>XXXVI, XXXVIII, XXXIX, XLII, XLVI, XLIX</b>
John Elway	DEN	5	XXI, XXII, XXIV, XXXII, XXXIII
Terry Bradshaw	PIT	4	IX, X, XIII, XIV
Jim Kelly	BUF	4	XXV, XXVI, XXVII, XXVIII
Joe Montana	SF	4	XVI, XIX, XXIII, XXIV
Roger Staubach	DAL	4	VI, X, XII, XIII

### POSTSEASON GP RECORD APPROACHING

Super Bowl XLIX was Tom Brady's 29th NFL postseason game, matching Jerry Rice for the second-most postseason games. He needs to play in one more postseason game to tie Adam Vinatieri for the all-time lead with 30 postseason games.





# PATRIOTS OFFENSIVE NOTES

## WR DANNY AMENDOLA

### WEARING TROY BROWN'S #80 JERSEY

When Danny Amendola joined the Patriots in the 2013 offseason, he was assigned jersey #80, the same number worn by Patriots' Hall of Famer Troy Brown, who finished his career as the team's all-time leading receiver and is punt returner.

Said Amendola on wearing Brown's jersey #80: "I talked to [Troy Brown] a little bit before I came here. I told him he's one of the greatest ever, and it's an honor to wear No. 80. I'm going to try to represent it the best I can."

### AMENDOLA GOES OVER 100 YARDS

WR Danny Amendola had his sixth 100-yard day and his fourth with the Patriots after finishing with 7 receptions for 105 yards at Indianapolis (10/18/15). He had three 100-yard days in 2013 during his first season with the Patriots.

## RB LEGARRETTE BLOUNT

### BLOUNT SCORES FIRST REC. TD

LeGarrette Blount caught an 11-yard touchdown reception in the fourth quarter at Indianapolis (10/18/15), marking the first touchdown reception of his career.

## RB BRANDON BOLDEN

### BETTER THAN AVERAGE

RB Brandon Bolden's 8.6-yard average at Buffalo (9/30/12) is tied for the third highest ever in a single game for the Patriots among running backs with at least 15 rushing attempts. Bolden earned the FedEx Ground Player of the Week for his performance.

#### HIGHEST RUSHING AVERAGE/SINGLE GAME (MIN. 15 RUSHING ATTEMPTS)

Player	Average
Curtis Martin	9.6 (17-164 vs. Washington, Oct. 13, 1996)
Tony Collins	9.2 (23-212 vs. N.Y. Jets, Sept. 18, 1983)
Sammy Morris	8.6 (16-138 vs. Denver, Oct. 20, 2008)
Jim Nance	8.6 (17-146 at Houston, Dec. 11, 1966)
<b>Brandon Bolden</b>	<b>8.6 (16-137 at Buffalo, Sept. 30, 2012)</b>
Stevan Ridley	8.5 (15-127 at St. Louis, Oct. 28, 2012)

### FOOTBALL FAMILY TRADITION

Bolden's grandfather, Frank Pitts, played 10 years in the NFL (1965-74) as a receiver for Kansas City, Cleveland and Oakland. He was with Kansas City for two Super Bowls, losing Super Bowl I and winning Super Bowl IV. Said Bolden about his grandfather, "I remember being six years old, him popping in a highlight film of Super Bowl I and IV. I've seen that tape at least 500 times."

### BOLDEN BLOCK PARTY

Brandon Bolden blocked his first NFL punt in the second quarter at San Diego (12/7/14) to give the Patriots a first down at the Chargers 25-yard line. It was the Patriots first blocked punt since Patrick Chung blocked a punt at Miami on Oct. 4, 2010.

## OL MARCUS CANNON

### OVERCOMING ADVERSITY

On April 20, 2011, just days before Texas Christian offensive line prospect Marcus Cannon was to enter the NFL Draft, he was diagnosed with non-Hodgkin's lymphoma, a treatable form of cancer found in lymph tissue. A little more than one week later, the Patriots selected Cannon in the fifth round (138th overall) of the draft with the knowledge of his illness. The Patriots placed Cannon on the Reserve/Non Football Injury list to start the 2011 season while he received treatment and recovered. Cannon was activated to the 53-man roster later that year and is now in his fifth season with the team. Cannon made a full recovery and was named the Patriots 2011 Ed Block Courage Award winner - an annual award presented to select players in the National Football League who are voted by their teammates as role models of inspiration, sportsmanship and courage.

## WR JULIAN EDELMAN

### EDELMAN VERY RECEPTIVE

Julian Edelman has 258 receptions over the last three seasons (2013-15), the third most in the NFL over that time frame.

Player	Receptions
Antonio Brown (PIT)	318
Demaryius Thomas (DEN)	271
<b>Julian Edelman (NE)</b>	<b>258</b>
Julio Jones (ATL)	225



### RECORD RETURNER

WR Julian Edelman set a franchise record with his fourth career punt returned for a touchdown when he returned a punt 84 yards for a touchdown vs. Denver on Nov. 2, 2014. He set a franchise record with a 94-yard punt returned for a touchdown vs. Miami (1/2/11). The previous longest punt return was an 89-yard touchdown return by Mike Haynes vs. Buffalo (11/7/76). Edelman also returned punts for touchdowns vs. Kansas City (11/21/11 - 72 yards) and vs. Indianapolis (11/18/12 - 68 yards). Edelman is now tied for second-most punt return touchdowns in the NFL since 2010.

#### Most Punt Return Touchdowns/Patriots Career

##### 4 Julian Edelman

3 Troy Brown  
3 Irving Fryar  
2 Mike Haynes

#### MOST PUNT RETURN TOUCHDOWNS IN THE NFL SINCE 2010

Devin Hester	CHI/ATL	7
<b>Julian Edelman</b>	<b>NE</b>	<b>4</b>
Patrick Peterson	ARZ	4
Darren Sproles	SD/NO/PHI	4
Tavon Austin	STL	3
Ted Ginn, Jr.	SF/CAR/ARZ	3
Dexter McCluster	TEN	3
Leodis McKelvin	BUF	3
Antonio Brown	PIT	3
Micah Hyde	GB	3
Travis Benjamin	CLE	3
Marcus Sherels	MIN	3





# PATRIOTS OFFENSIVE NOTES

## ANOTHER TEAM RECORD

Edelman had a 47-yard run in the fourth quarter vs. Indianapolis (11/18/12). It is the longest run ever by a Patriots receiver, topping Troy Brown's 35-yard run vs. Tampa Bay on (9/3/00).

## NOT YOUR AVERAGE RETURNER

Edelman has returned 142 punts for 1,697 yards during his career and is tied for first in team history and seventh in NFL history with a 12.0 average.

### HIGHEST PUNT RETURN AVERAGE, PATRIOTS CAREER (20 Returns)

Player	Punt Rt Avg.	Year
<b>Julian Edelman</b>	<b>12.0</b>	<b>2009-15 (142-1,697)</b>
Mack Herron	12.0	1973-75 (74-888)
Carl Garrett	11.3	1969-72 (43-487)
Wes Welker	10.4	2007-12 (114-1,185)

### HIGHEST PUNT RETURN AVERAGE IN THE NFL (75 Returns)

Player	Punt Rt Avg.	Year
George McAfee (Chicago)	12.8 (112-1,431)	(1940-41, 1945-1950)
Jack Christiansen (Detroit)	12.8 (85-1,084)	(1951-58)
Claude Gibson (SD/OAK)	12.6 (110-1,381)	(1961-65)
Devin Hester (Chicago/Atlanta)	12.3 (282-3,481)	(2006-present)
Bill Dudley (PITT/DEN/WAS)	12.2 (124-1,515)	(1942-53)
Rick Upchurch (DEN)	12.1 (248-3,008)	(1975-83)
<b>Julian Edelman (NE)</b>	<b>12.0 (142-1,697)</b>	<b>(2009-present)</b>
Desmond Howard (WAS/JAC/GB/OAK/DET)	11.9 (244-2,895)	(1992-2002)
Billy Johnson (HOU/ATL/WAS)	11.8 (282-3,317)	(1974-88)

## FROM STANDOUT QB TO WR

Edelman began his college football career with a year at the College of San Mateo (Calif.) before transferring to Kent State where as a senior he completed 56 percent of his passes (153 of 275 passes for 1,820 yards) with 13 touchdowns. He was also the leading rusher, gaining 1,551 yards on 215 attempts (an average of 7.5 yards per carry) and scoring 13 touchdowns. His offensive numbers broke Kent State's single-season record for total offense set by Joshua Cribbs in 2003. Said head coach Bill Belichick on the versatility of Edelman: "He played the quarterback position in college at Kent State and all the positions really that he's played in the NFL – covering kicks, returning kicks, slot receiver, outside receiver, slot defender – he didn't do any of those things in college. I think that really speaks to his versatility and how much he's grown as a player and how many things he's learned how to do that he really didn't have much experience with in college. I'd say that's pretty unusual, especially to be as competent in them as he is."

## EDELMAN'S BIG RETURN

Julian Edelman had an 84-yard punt return for a touchdown in the second quarter vs. Denver on Nov. 2, 2014. It was Edelman's 13th career punt return of 30 yards or more.

### MOST 30-YARD PUNT RETURNS IN PATRIOTS HISTORY

Player	30-yard returns
Troy Brown	14
<b>Julian Edelman</b>	<b>13</b>
Irving Fryar	13
Mike Haynes	13

## EDELMAN HITS THE CENTURY MARK

Edelman finished the 2013 season fourth in the NFL with 105 receptions to join Wes Welker (2007-09, 11-12) and Troy Brown (2001) as the only Patriots to reach 100 receptions in a season. Edelman finished eighth in the NFL in 2014 with 92 receptions despite missing the final two games. He joins Troy Brown and Wes Welker as the only Patriots with consecutive 90-catch seasons. Edelman has 61 receptions so far in 2015.

### PATRIOTS PLAYERS WITH 100 RECEPTIONS

Player	Receptions	Season
Wes Welker	123	2009
Wes Welker	122	2011
Wes Welker	118	2012
Wes Welker	112	2007
Wes Welker	111	2008
<b>Julian Edelman</b>	<b>105</b>	<b>2013</b>
Troy Brown	101	2001

## BEST PUNT RETURN AVERAGE IN A SEASON

Edelman has the two best punt return averages in a single season in New England history. In 2010, Edelman led the AFC and finished second in the NFL with a 15.3 punt return average. Chicago's Devin Hester led the NFL with a 17.1-yard average.

### PATRIOTS BEST PUNT RETURN AVERAGE/SEASON (MIN. 15 RETURNS)

PLAYER	PR AVG.	YEAR
<b>Julian Edelman</b>	<b>15.5</b>	<b>2012</b>
<b>Julian Edelman</b>	<b>15.3</b>	<b>2010</b>
Mack Herron	14.8	1974
Troy Brown	14.2	2001

## EDELMAN TAKES HIS FATHER'S ADVICE

If there is one thing Julian Edelman has never lacked, it's athletic ability. A dual-threat quarterback at Kent State and former baseball standout in high school, Edelman once wowed Toronto Blue Jays players with his impressive footwork while fielding ground balls in an appearance at batting practice in 2011.

This natural ability may have been overlooked by NFL scouts, who let him fall to the Patriots in the seventh round of the 2009 NFL Draft. Edelman remains focused on the lessons his father, Frank Edelman, taught him at a young age. "I'm still constantly trying to learn," Edelman told *The Boston Herald*. "My dad always put it in my head, when you're green, you're growing, when you're ripe, you're lost. When you're done learning, you're done."





# PATRIOTS OFFENSIVE NOTES

## RETURNS PILING UP

Julian Edelman is tied for third place in team history with 142 punt returns.

### MOST PUNT RETURNS IN PATRIOTS HISTORY

<i>Player</i>	<i>Punt Returns</i>
1. Troy Brown	252
2. Irving Fryar	206
3t. David Meggett	142
<b>3t. Julian Edelman</b>	<b>142</b>
5. Wes Welker	114
6. Mike Haynes	111

Edelman is in third place in team history with 1,697 punt return yards.

### MOST PUNT RETURN YARDS IN PATRIOTS HISTORY

<i>Player</i>	<i>Punt Return Yards</i>
1. Troy Brown	2,625
2. Irving Fryar	2,055
<b>3. Julian Edelman</b>	<b>1,697</b>
3. David Meggett	1,438
5. Wes Welker	1,185

## EDELMAN ECLIPSES 1,000-YARDS

Edelman finished the 2013 season with 1,056 receiving yards to become the 10th Patriots player to register a 1,000-yard season. He finished the 2014 season with 972 yards despite missing the final two games.

### 1,000-YARD RECEIVING SEASONS IN PATRIOTS HISTORY

<i>Player</i>	<i>Yards</i>	<i>Season</i>
Wes Welker	1,569	2011
Randy Moss	1,493	2007
Stanley Morgan	1,491	1986
Wes Welker	1,354	2012
Wes Welker	1,348	2009
Rob Gronkowski	1,327	2011
Randy Moss	1,264	2009
Troy Brown	1,199	2001
Wes Welker	1,175	2007
Ben Coates	1,174	1994
Wes Welker	1,165	2008
Terry Glenn	1,147	1999
Terry Glenn	1,132	1996
Rob Gronkowski	1,124	2014
<b>Julian Edelman</b>	<b>1,056</b>	<b>2013</b>
Stanley Morgan	1,029	1981
Irving Fryar	1,014	1991
Harold Jackson	1,013	1979
Randy Moss	1,008	2008
Stanley Morgan	1,002	1979



## EDELMAN GOES LONG

WR Julian Edelman set a career-high with a 69-yard touchdown in the fourth quarter at San Diego (12/7/14). His previous best was a 56-yard touchdown at the New York Jets on Nov. 22, 2012. Edelman's 69-yard touchdown was the longest of the season for the Patriots in 2014.

## EDELMAN SET CAREER-HIGH

Edelman finished with eight receptions for a career-high 141 yards at San Diego (12/7/14). He has seven career 100-yard games in the regular season..



## GAROPPOLO FIRSTS

Jimmy Garoppolo saw his first game action at Kansas City (9/29/14) and engineered a 7-play, 81-yard drive that included a 37-yard pass to WR Brandon LaFell before he culminated the drive with a 13-yard touchdown pass to TE Rob Gronkowski.






# PATRIOTS OFFENSIVE NOTES

## TE ROB GRONKOWSKI

### RECEIVING YARDS RECORD



Rob Gronkowski finished the 2011 season with 1,327 receiving yards, surpassing San Diego's Kellen Winslow's 1980 record of 1,290 receiving yards for most receiving yards in a season by a tight end. He is the ninth NFL tight end and the first Patriots tight end with two 1,000-yard seasons. He leads all tight ends with 49 receptions for 806 yards so far in 2015 and is on pace to finish the season with 87 rec. for 1,433 yards.

#### MOST RECEIVING YARDS BY TIGHT END IN THE NFL

Player	Yards	Year
<b>Rob Gronkowski</b>	<b>1,327</b>	<b>2011</b>
Jimmy Graham (NO)	1,310	2011
Kellen Winslow (SD)	1,290	1980
Tony Gonzalez (KC)	1,258	2004
Todd Christensen (Raiders)	1,247	1983
Jimmy Graham (NO)	1,215	2013
Jackie Smith (STL)	1,205	1967
Tony Gonzalez (KC)	1,203	2000
Pete Retzlaff (PHI)	1,190	1965
Ben Coates (NE)	1,174	1994

#### MOST RECEIVING YARDS BY A PATRIOTS TIGHT END

Player	Yards	Year
<b>Rob Gronkowski</b>	<b>1,327</b>	<b>2011</b>
Ben Coates	1,174	1994
<b>Rob Gronkowski</b>	<b>1,124</b>	<b>2014</b>
Ben Coates	915	1995
Aaron Hernandez	910	2011
Marv Cook	808	1991
Don Hasselbeck	808	1981

#### MOST RECEPTIONS BY A PATRIOTS TIGHT END

Player	Rec.	Year
Ben Coates	96	1994
<b>Rob Gronkowski</b>	<b>90</b>	<b>2011</b>
Ben Coates	84	1999
<b>Rob Gronkowski</b>	<b>82</b>	<b>2014</b>
Marv Cook	82	1991

### GRONKOWSKI JOINS ELITE TE CLUB

Rob Gronkowski eclipsed 1,000 yards receiving and 10+ touchdowns for the second time in his career in 2014, joining Jimmy Graham as the only other tight end in NFL history with two 1,000-yard and double-digit TD seasons.

#### TIGHT ENDS WITH TWO 1,000-YARD RECEIVING AT 10+TD SEASONS

Player, Team	Season	Rec. Yards	Touchdowns
<b>Rob Gronkowski, NE</b>	<b>2011</b>	<b>1,327</b>	<b>17</b>
Jimmy Graham, NO	2011	1,310	11
Jimmy Graham, NO	2013	1,215	16
<b>Rob Gronkowski, NE</b>	<b>2014</b>	<b>1,124</b>	<b>12</b>

### SPECIAL CONNECTION

Rob Gronkowski and Tom Brady have connected on 61 touchdown passes, for the most touchdown connections in Patriots history.

#### THE MOST TD CONNECTIONS IN PATRIOTS HISTORY

Quarterback	Player	TD Connections
<b>Tom Brady</b>	<b>Rob Gronkowski</b>	<b>61</b>
Drew Bledsoe	Ben Coates	45
Tom Brady	Randy Moss	39
Steve Grogan	Stanley Morgan	39

### 300 RECEPTIONS FOR GRONK

TE Rob Gronkowski (357) is one of 10 Patriots player to reach 300 career receptions. Gronkowski is seventh on the Patriots reception list. Irving Fryar is sixth with 363 receptions.

### GRONKOWSKI IS STREAKING

Gronkowski has caught at least one pass in all 74 regular-season games that he has played in his career. The only game that Gronkowski has played in at the NFL level where he did not have at least one reception was the 2012 AFC Divisional Playoff game vs. Houston when he left the game in the first quarter with an injury.

#### LONGEST CURRENT STREAKS OF CONSECUTIVE GAMES WITH A RECEPTION BY TIGHT ENDS

112 Jason Witten (Dallas)
<b>74 Rob Gronkowski (New England)</b>

### TIGHT END TD RECORD I

Gronkowski set an NFL record for most touchdowns by a tight end with 18 overall touchdowns in 2011 (17 receiving and 1 rushing). In addition to his 17 touchdown receptions, Gronkowski scored on a lateral in the third quarter vs. Indianapolis (12/4/11), credited as his first career rushing play.

#### MOST TOTAL TDs BY A TIGHT END IN A SINGLE NFL SEASON

<b>18</b>	<b>Rob Gronkowski</b>	<b>NE</b>	<b>2011</b>	<b>(17 pass, 1 rush)</b>
16	Jimmy Graham	NO	2013	(16 pass)
13	Vernon Davis	SF	2013	(13 pass)
13	Vernon Davis	SF	2009	(13 pass)
13	Antonio Gates	SD	2004	(13 pass)

#### MOST TD RECEPTIONS BY A TIGHT END IN A SINGLE NFL SEASON

<b>17</b>	<b>Rob Gronkowski</b>	<b>NE</b>	<b>2011</b>
16	Jimmy Graham	NO	2013
13	Vernon Davis	SF	2013
13	Vernon Davis	SF	2009
13	Antonio Gates	SD	2004

## TE TD CLUB

Gronkowski now has 62 career touchdown receptions, tied for third all-time by a tight end.

#### MOST TOUCHDOWN RECEPTIONS BY AN NFL TIGHT END

Player	Total Career TDs
Tony Gonzalez	111
Antonio Gates	101
<b>Rob Gronkowski</b>	<b>62</b>
Shannon Sharpe	62
Jerry Smith	60
Jason Witten	59
Vernon Davis	55





# PATRIOTS OFFENSIVE NOTES

## FIRST TIGHT END TO SCORE A RUSH TD

Gronkowski scored a 2-yard touchdown on a lateral from Tom Brady in the third quarter vs. Indianapolis (12/4/11), becoming the first tight end in Patriots history to score a rushing touchdown. Gronkowski is the first NFL tight end to score a rushing touchdown since Tennessee's Bo Scaife had a 31-yard scoring run against Baltimore on Nov. 12, 2006. He is the first tight end since the 1970 merger to have two receiving touchdowns and a rushing touchdown in the same game.



## DIVIDE AND GRONK-ER

Rob Gronkowski has 63 career touchdowns overall (62 receiving, 1 rushing), which ranks second in team history to the 68 total touchdowns by Stanley Morgan. He stands alone with the most TDs by a Patriots tight end.

### MOST CAREER TOUCHDOWNS BY A PATRIOTS PLAYER

Player	Touchdowns
1. Stanley Morgan	68 (67 rec, 1 ret)
<b>2. Rob Gronkowski</b>	<b>63 (62, rec, 1 rush)</b>
3. Ben Coates	50
4. Randy Moss	50
5. Sam Cunningham	49
6. Jim Nance	46
7. Tony Collins	44

### MOST TOUCHDOWN RECEPTIONS BY A PATRIOTS PLAYER

Player	Touchdowns
1. Stanley Morgan	67
<b>2. Rob Gronkowski</b>	<b>62</b>
2. Ben Coates	50
2. Randy Moss	50

### MOST RECEIVING TOUCHDOWNS BY A PATRIOTS TIGHT END

Player	TD	Years
<b>Rob Gronkowski</b>	<b>62</b>	<b>2010-Present</b>
Ben Coates	50	1991-99
Russ Francis	28	1975-80, 87-88
Ben Watson	20	2004-09

## TIGHT END TD RECORD II

Gronkowski became the first tight end in NFL history to have three consecutive 10-plus touchdown seasons (10 in 2010, 18 in 2011 and 11 in 2012). He also became the first tight end in NFL history with four seasons of 10 touchdowns after catching his 10th touchdown pass of the 2014 season at San Diego on Dec. 7, 2014. Antonio Gates reached four seasons with 10-touchdowns after recording his 10th touchdown the following week.

### NFL TIGHT ENDS WITH MOST 10-PLUS TOUCHDOWN SEASONS

<b>Rob Gronkowski</b>	<b>4 10 in 2010, 18 in 2011, 11 in 2012 and 12 in 2014</b>
Antonio Gates	4 (13 in 2004, 10 in 2005, 10 in 2010 and 12 in 2014)
Tony Gonzalez	3
Jimmy Graham	3
Dallas Clark	2
Vernon Davis	2
Shannon Sharp	2
Wesley Walls	2
Julius Thomas	2

## BRADY TO GRONK ON REPEAT

### THE MOST TD CONNECTIONS BETWEEN A QB AND A TE IN NFL HISTORY

Quarterback	Tight End	Team	TD Connections
Philip Rivers	Antonio Gates	San Diego	74
<b>Tom Brady</b>	<b>Rob Gronkowski</b>	<b>New England</b>	<b>61</b>
Drew Brees	Jimmy Graham	New Orleans	51
Drew Bledsoe	Ben Coates	New England	45
Peyton Manning	Dallas Clark	Indianapolis	44
Sonny Jurgensen	Jerry Smith	Washington	43
Dan Fouts	Kellen Winslow	San Diego	41
John Elway	Shannon Sharpe	Denver	41

### BRADY TO GRONK - 9TH PLACE ALL-TIME

Quarterback	Receiver	Touchdown Connections
Peyton Manning	Marvin Harrison	112
Steve Young	Jerry Rice	85
Dan Marino	Mark Clayton	79
Philip Rivers	Antonio Gates	74
Drew Brees	Marques Colston	69
Peyton Manning	Reggie Wayne	67
Jim Kelly	Andre Reed	65
Johnny Unitas	Raymond Berry	63
<b>Tom Brady</b>	<b>Rob Gronkowski</b>	<b>61</b>
Brett Favre	Antonio Freeman	57





# PATRIOTS OFFENSIVE NOTES

## GRONK REACHES 5,000 YARDS

Gronkowski (5,185) became the seventh Patriots player to reach 5,000 yards. He reached 5,000 yards in his 72nd NFL game to become the second fastest tight end to reach 5,000 yards. Kellen Winslow reached 5,000 yards in his 69th NFL game.

## THREE STRAIGHT 10-TD SEASONS

Gronkowski had three straight 10-touchdown seasons (10 in 2010, 18 in 2011 and 11 in 2012). Gronkowski joins Randy Moss (2007, 2008 and 2009) and Corey Dillon (2004, 2005, 2006) as the only Patriots with three straight 10-plus touchdown seasons. He is the first Patriots with four 10-plus touchdown seasons overall after reaching 12 touchdowns in 2014.

### CONSECUTIVE 10-PLUS TD SEASONS / PATRIOTS HISTORY

**3 Rob Gronkowski - 2010, 2011, 2012**

3 Randy Moss - 2007, 2008, 2009

3 Corey Dillon - 2004, 2005, 2006

2 BenJarvus Green-Ellis - 2010, 2011

2 Curtis Martin - 1995, 1996

### MOST 10-PLUS TOUCHDOWN SEASONS / PATRIOTS HISTORY

**4 Rob Gronkowski - 2010, 2011, 2012 and 2014**

3 Randy Moss - 2007, 2008, 2009

3 Corey Dillon - 2004, 2005, 2006

2 BenJarvus Green-Ellis - 2010, 2011

2 Curtis Martin - 1995, 1996

2 Stanley Morgan - 1979, 1986

## DOUBLE-DIGIT TD SEASONS

Gronkowski is the first tight end in NFL history to have three straight 10-plus touchdown seasons.

### CONSECUTIVE 10-PLUS TD SEASON BY A TE/NFL HISTORY

**3 Rob Gronkowski 10 in 2010, 18 in 2011, 11 in 2012**

2 Antonio Gates 13 in 2004 and 10 in 2005

## 60 TD CLUB

Rob Gronkowski became the fifth NFL tight end with 60 career touchdowns (62 receiving and 1 rushing) when he scored on a 25-yard reception in the third quarter at Indianapolis (10/18/15). He reached the feat in just 70 games, the fastest among all tight ends that have 60 career touchdowns.

### NFL TIGHT ENDS WITH AT LEAST 60 TOUCHDOWNS

Player	Total Career TDs	Games to 60 TDs
Tony Gonzalez	111	154
Antonio Gates	101	110
<b>Rob Gronkowski</b>	<b>63</b>	<b>70</b>
Shannon Sharpe	62	199
Jerry Smith	60	151

## GRONKOWSKI REACHES 1,000 YARDS

Rob Gronkowski finished the 2014 season with 1,124 receiving yards, tops among NFL tight ends. It is his second career 1,000-yard season. He had an NFL tight end record of 1,327 yards in 2011. Gronkowski is the first New England tight end to record two 1,000-yard seasons and the ninth NFL tight end with at least two career 1,000-yard seasons

### NFL TIGHT ENDS WITH AT LEAST TWO 1,000-YARD SEASONS

Tony Gonzalez	4
Jason Witten	4
Kellen Winslow, Sr.	3
Shannon Sharpe	3
Todd Christensen	3
<b>Rob Gronkowski</b>	<b>2</b>
Antonio Gates	2
Jimmy Graham	2
Ozzie Newsome	2

## GRONK THIRD FASTEST 60 TD REC.

Rob Gronkowski became the third fastest player in NFL history to total at least 60 receiving touchdowns, reaching the milestone in his 71st career regular season game. Gronkowski is the fastest tight end to reach the milestone.

### PLAYERS TO REACH 60 CAREER TOUCHDOWN CATCHES IN THE FEWEST GAMES

Player	Team	Fewest Games to 60 Rec.TDs
Lance Alworth	San Diego	64
Jerry Rice	San Francisco	69
<b>Rob Gronkowski</b>	<b>Patriots</b>	<b>71</b>
Tommy McDonald	Philadelphia	75
Bob Hayes	Dallas	78
Randy Moss	Minnesota	78

## GRONK NETS 20TH 100-YD GAME

Gronkowski matched his personal best with his fifth 100-yard game this season. He also had five in 2011. The Patriots record for most 100-yard games in a season is nine by Randy Moss (2007) and Stanley Morgan (1986). The NFL record for most 100-yard games in a season by a tight end is six by Tony Gonzalez (2004 and 2000) and Jimmy Graham (2013).

### Most 100-yard receiving games in Patriots History

Stanley Morgan	38
Wes Welker	28
<b>Rob Gronkowski</b>	<b>20</b>
Randy Moss	18

## GRONK GOES OVER 100 AGAIN

Ron Gronkowski finished with his 20th 100-yard game, his fifth of the season. Gronkowski's 20 career 100-yard games are tied with Jason Witten for fifth all-time by a tight end. Gronkowski matched his personal best with his fifth 100-yard receiving game in a season. He also had five in 2011. The Patriots record for most 100-yard games in a season is nine by Randy Moss (2007) and Stanley Morgan (1986). The NFL record for most 100-yard games in a season by a tight end is six by Tony Gonzalez (2004 and 2000) and Jimmy Graham (2013).

## MOST TD CATCHES BY A PATS TE

### MOST TD CATCHES IN A SEASON BY A PATRIOTS TE

Player	Year	Rec	Yds	Avg	Lg	TD
<b>Rob Gronkowski</b>	<b>2011</b>	<b>90</b>	<b>1327</b>	<b>14.7</b>	<b>52t</b>	<b>17</b>
<b>Rob Gronkowski</b>	<b>2014</b>	<b>82</b>	<b>1,124</b>	<b>13.7</b>	<b>46t</b>	<b>12</b>
<b>Rob Gronkowski</b>	<b>2012</b>	<b>55</b>	<b>790</b>	<b>14.4</b>	<b>41</b>	<b>11</b>
<b>Rob Gronkowski</b>	<b>2010</b>	<b>42</b>	<b>546</b>	<b>13</b>	<b>28</b>	<b>10</b>
Ben Coates	1996	62	682	11	84t	9

Gronkowski finished the 2011 season with 90 receptions, posting the 15th season with 90 or more receptions by a tight end in NFL history





# PATRIOTS OFFENSIVE NOTES

## SECOND TO ONE

Gronkowski finished the 2011 season with 18 overall touchdowns (17 receiving, 1 rushing), passing Curtis Martin (17 overall in 1996) for the second highest single-season total in Patriots history.

### PATRIOTS RECORD BOOK / MOST TOUCHDOWNS IN A SEASON

Player	Season	TDs
Randy Moss	2007	23
<b>Rob Gronkowski</b>	<b>2011</b>	<b>18</b>
Curtis Martin	1996	17

## FINDING A WAY TO SCORE

Rob Gronkowski has the highest touchdown per reception percentage in NFL history among players with at least 200 receptions and 50 touchdowns since the 1970 merger.

Player, Team	Rec	TD	Pct.
<b>Rob Gronkowski, New England</b>	<b>357</b>	<b>62</b>	<b>17.4</b>
Mike Quick, Philadelphia	363	61	16.8
Wesley Walker, New York Jets	438	71	16.2
Randy Moss, MIN, OAK, NE, TEN, SF	982	156	15.9

## SCORING EARLY AND OFTEN

Gronkowski has 63 touchdowns in 74 career games through five seasons, averaging 0.851 touchdowns per game, which is good for the seventh highest touchdown per game rate in NFL history.

### MOST TDS PER GAME (MIN: 50 GAMES)

Player	TDs	Games	Rate
Jim Brown	126	118	1.068
LaDainian Tomlinson	162	170	0.953
Steve Van Buren	77	83	0.928
Shaun Alexander	112	123	0.911
Don Hutson	105	116	0.905
Arian Foster	68	76	0.895
<b>Rob Gronkowski</b>	<b>63</b>	<b>74</b>	<b>0.851</b>
Adrian Peterson	96	113	0.850

## ALL-PURPOSE PLAYER

In 2011, Gronkowski became the second tight end in NFL history to rush for a touchdown, catch a touchdown, record a tackle and return a kickoff in the same season. Bo Scaife was the first to accomplish the feat in 2006 with Tennessee.

## MOST TDS SINCE 2010

Gronkowski's 62 touchdown receptions since the start of the 2010 season are the most in the NFL. His 63 overall touchdowns during that time are third, behind Arian Foster (65) and Marshawn Lynch (65).

### MOST TOUCHDOWN RECEPTIONS SINCE 2010

Player	Touchdowns
<b>Rob Gronkowski</b>	<b>61</b>
Dez Bryant	57
Calvin Johnson	56
Jimmy Graham	53

### MOST TOUCHDOWNS RECEPTIONS BY A TIGHT END SINCE 2010

Player	Touchdowns
<b>Rob Gronkowski</b>	<b>62</b>
Jimmy Graham	53
Antonio Gates	42
Vernon Davis	33
Jason Witten	32
Greg Olsen	32
Tony Gonzalez	29

## GRONKOWSKI HAS 20 CAREER 100-YARD GAMES

Gronkowski owns the team record for most 100-yard games by a tight end and ranks tied for fifth all time on the tight ends list with 20 100-yard games

### MOST 100-YARD GAMES BY A PATRIOTS TIGHT END

Player	100-Yard Games
<b>Rob Gronkowski</b>	<b>20</b>
Ben Coates	9

### MOST 100-YARD GAMES BY A TIGHT END

Player	100-Yard Games
Tony Gonzalez	31
Kellen Winslow	24
Jackie Smith	22
Antonio Gates	21
<b>Rob Gronkowski</b>	<b>20</b>
Jason Witten	20
Shannon Sharpe	19

## END ZONE DOUBLE DOWN

Gronkowski's seven games with two or more touchdowns in 2011 are an NFL record for a tight end. Antonio Gates (San Diego in 2004) and Jerry Smith (Washington in 1967) each had four two-touchdown games. Gronkowski has 14 such games in his NFL career.

### MOST GAMES WITH 2+ TD RECEPTIONS/SEASON

8	Randy Moss (Patriots)	2007
<b>7</b>	<b>Rob Gronkowski (Patriots)</b>	<b>2011</b>
7	Cris Carter (Minnesota)	1995
7	Jerry Rice (San Francisco)	1987

## FOUR 3+ TD GAMES

With his three touchdowns against Pittsburgh (9/10/15), Gronkowski tied the Patriots record for most games with three or more touchdowns with four such games. The record is shared with Randy Moss.

### MOST OVERALL GAMES WITH THREE OR MORE TOUCHDOWNS (REGULAR SEASON)

<b>4</b>	<b>Rob Gronkowski</b>
4	Randy Moss
2	Billy Lott
2	Curtis Martin
2	Larry Garron
2	Sam Cunningham





# PATRIOTS OFFENSIVE NOTES

## FOUR 3+ TD GAMES

Since being chosen 42nd overall in Round 2 of the 2010 NFL Draft, Gronkowski has four games with three or more receiving touchdowns (including the playoffs), the most in the NFL during that span.

Player	Team	Games with three or more Rec. TDs.
<b>Ron Gronkowski</b>	<b>Patriots</b>	<b>4</b>
Victor Cruz	NY Giants	2
Vincent Jackson	San Diego, Tampa Bay	2
Brandon Marshall	Miami, Chicago, NY Jets	2
Jordy Nelson	Green Bay	2
Demaryius Thomas	Denver	2

## ALL IN THE FAMILY

Gronkowski grew up playing football against his brothers in the backyard. Two of his brothers have NFL playing experience. Dan Gronkowski, finished the 2011 season with Cleveland after spending part of the season with the Patriots. He also spent time with Detroit (2009) and Denver (2010). Chris was with San Diego in 2013 after spending 2012 with Denver, 2010 with Dallas and 2011 with Indianapolis. The Gronkowskis are among 23 different sets of three brothers to have played in the NFL and join nine other families with at least three brothers in the NFL playing at the same time.

Family	Brothers	Yr. in NFL at Same Time
<b>Gronkowski</b>	<b>Rob, Dan, Chris</b>	<b>2010-2011</b>
Baldinger	Brian, Gary, Rich	1986-88, 90-92
Browner	Joey, Keith, Ross	1984-87
Olsen	Merlin, Phil, Orrin	1976
Saul	Rich, Bill, Ron	1970
Richardson	Gloster, Tom, Willie	1969
Rooney	Bill, Cobb, Joe	1924-27
Kinderdine	Hobby, Shine, Walt	1924
Nesser	Al, Frank, Fred, John, Phil, Ted	1921

## IN GOOD COMPANY

In 2011, Rob Gronkowski joined Dallas Clark, Jimmy Graham, Tony Gonzalez and Todd Christiansen, as the only tight ends in NFL history with 90-plus receptions, 1,000-plus yards and 10-plus touchdown receptions in a single season.

**TIGHT ENDS WITH 90-PLUS RECEPTIONS, 1000-PLUS YARDS AND 10-PLUS TOUCHDOWNS IN A SEASON**

Player	Rec.	Yards	TDs	Year
<b>Rob Gronkowski (NE)</b>	<b>90</b>	<b>1,327</b>	<b>17</b>	<b>2011</b>
Jimmy Graham (NO)	99	1,310	11	2011
Dallas Clark (IND)	100	1,106	10	2009
Tony Gonzalez (KC)	96	1,058	10	2008
Todd Christensen (LAR)	92	1,247	12	1983



## LAFELL FINDS THE END ZONE

WR Brandon LaFell scored his first touchdown with the Patriots on a 44-yard touchdown pass from Tom Brady in the third quarter at Kansas City (9/29/14).

## HITTING THE CENTURY MARK

LaFell had his fifth career 100-yard receiving day vs. Washington (11/08/15), finishing with five receptions for 102 yards. It was his third 100-yard day as a member of the Patriots.

## TWICE AS NICE

WR Brandon LaFell scored two touchdowns on an 18-yard pass and a 56-yard pass in the fourth quarter at Buffalo on Oct. 12, 2014. It was his second two-touchdown game of his career. He had two touchdowns with Carolina vs. the New York Giants on Sept. 22, 2013. He added his third two-touchdown game at Green Bay on Nov. 30.

## CAREER DAY FOR LAFELL

Brandon LaFell had 11 receptions for 124 yards vs. Chicago (10/26/14), setting career highs in each category. LaFell's 11 topped his previous career high of seven receptions last season for Carolina when they played New England on Nov. 18, 2013. His 124 yards topped his previous career high of 119 yards, set at Kansas City on Sept. 29, 2014.

## LAFELL REWRITES PERSONAL RECORD BOOK

Brandon LaFell set career high season marks in receptions, yards and touchdowns in 2014. He finished the 2014 season with 74 receptions for 953 yards and seven touchdowns. LaFell's previous high in receptions was 49 in 2013, his previous best in yards was 677 in 2012 and his previous best in touchdowns was five in 2013.



## LIKE FATHER LIKE SON

Matthew Slater is one of 10 sons of Hall of Fame members to be drafted in NFL history.

**HALL OF FAME FATHERS WITH SONS DRAFTED IN THE NFL**

**Jackie Slater (class of 2001) – son, Matthew Slater (NE)**

Bobby Bell (class of 1983) – son, Bobby Bell (NYJ)

Tony Dorsett (class of 1994) – son, Anthony Dorsett (HOU)

Bob Griese (class of 1990) – son, Brian Griese (DEN)

Russ Grimm (class of 2010) – son, Cody Grimm (TB)

Howie Long (class of 2000) – son, Chris Long (STL)

son, Kyle Long (CHI)

Bruce Matthews (class of 2007) – son, Jake Matthews (ATL)

Don Shula (class of 1997) – son, Mike Shula (TB)

Kellen Winslow (class of 1995) – son, Kellen Winslow (CLE)





# PATRIOTS OFFENSIVE NOTES

## ALL-STAR COMBINATION

Matthew Slater was voted to his fourth straight Pro Bowl in 2014. His father, Jackie Slater, went to seven Pro Bowls. The Slater family's 11 combined Pro Bowls are the second most among father-son contingents to have been voted to at least one Pro Bowl each.

### MOST FATHER AND SON PRO BOWL SELECTIONS

Players	Pro Bowls
Archie (2), Peyton (14) and Eli Manning (3)	19
<b>Jackie (7) and Matthew Slater (4)</b>	<b>11</b>

## ELECTED TEAM LEADER

Patriots wide receiver Matthew Slater has been named to four straight Pro Bowls (2011-14) for his special teams work, but perhaps more revealing of his value to New England is the fact that he was elected a captain by his teammates for the fifth straight season in 2015.

The special teams ace was willing to share his advice on being a great captain with high school football players in a story published by *The Boston Globe*. "I think first and foremost, you have to be able to put others before yourself. Being a captain and leadership is about serving, and to me, that means a great deal of sacrifice – putting aside personal agendas for the greater common goal. Leadership is equated with sacrifice. I think you have to be willing to do whatever it takes for the unit to succeed. I think you need to lead by example. A lot of times, it's about what you do, not what you say."

## SLATER'S EMERGENCE WAS SPECIAL

Bill Belichick acknowledged Matthew Slater's role as a gunner on special teams: "Matt is one of the best in the league," Belichick said. "Any time the punt return team has to double somebody, that makes it one less guy they can use somewhere else in the return. He almost always draws two guys out there unless they're in an eight-man rush. Most of the time, there's two guys out there — fourth-and-short, where they're trying to protect the box — but he draws a lot of double teams, and deservedly so. He does an outstanding job of covering punts."

## SLATER ON BILL BELICHICK

"Guys have really bought into what we're trying to do here and believing in the goals that we've set to accomplish. We try not to acknowledge all the noise and hype surrounding ballgames. We prepare ourselves to have success by the way we work day-in and day-out on the field and in the meeting room, but it definitely starts with our leadership on this team."

# PATRIOTS







# PATRIOTS DEFENSIVE NOTES

## LB JAMIE COLLINS

### JAMIE COLLINS' JOURNEY



The road to the NFL has been anything but easy for linebacker and 2013 second-round draft pick Jamie Collins. The youngest of five siblings growing up in Meadville, Miss., Collins lost both of his parents when he was six years old and was raised by one of his sisters, who was in her mid 20s.

Collins turned to football as an outlet to help him through the tough times. "It means a lot. It's my living," Collins told *The Boston Herald*. "It kept me on track." Collins' resiliency in dealing with adversity has made a lasting impact on fellow Mississippi native Stevan Ridley, who grew up 30 miles west of Meadville in Natchez, Miss., and got to know Collins through a family friend. "What I've known about him, he really has been a strong person," Ridley told the *Herald*. "Anybody that's gone through the things that he's gone through and can still find a way to be successful on the football field, you have to be mentally tough. That's what he's kind of done as a teammate here. He's come in here and accepted his role and did a pretty good job as a rookie."

### COLLINS RECORDS FIRST INT

LB Jamie Collins intercepted a Kyle Orton pass in the win at Buffalo (10/12/14), marking his first regular-season interception. He had his second of the year at the Jets on Dec. 21, 2014. His first career pick came in the 2013 AFC Divisional Playoff vs. Indianapolis (1/11/14).

### COLLINS SETS CAREER HIGH

LB Jamie Collins set a career high with 2 1/2 sacks in the win at Buffalo on Sept. 20, 2015. It was his second career multi-sack game. He registered his first NFL two-sack game with at San Diego (12/7/14).

### TEAM LEADER

Collins had a standout second season in 2014. He led the team in total tackles (109), forced fumbles (4) and fumble recoveries (2), and tied for the team lead in interceptions (2).

### COLLINS BLOCKS FIRST XP SINCE 2008

LB Jamie Collins blocked a fourth quarter extra point at Indianapolis (10/18/15). It was the Patriots first blocked extra point since Vince Wilfork blocked a PAT at Oakland on Dec. 14, 2008. It is Collins' second blocked kick. He blocked a field goal attempt vs. Miami on Dec. 14, 2014.



## LB DONT'A HIGHTOWER

### WEARING BRUSCHI'S JERSEY #54

As a first round draft pick, Dont'a Hightower is used to high expectations. Hightower went to training camp with jersey #45 but was switched to jersey #54 prior to the start of his rookie year in 2012. Former LB Tedy Bruschi wore #54 for 13 seasons.

Hightower understands the importance of the number and hopes to live up to its legacy. "I definitely feel honored to be able to wear this number," Hightower said. "I've read that Tedy didn't want it to be retired and he hoped another



linebacker would come in and be able to wear this number and be able to play as well. I feel honored. Tedy was a great player, and he means a lot to this organization. I'm definitely proud to be able to wear this number."

### HIGHTOWER HAS A CAREER FIRST


LB Dont'a Hightower registered his first career two-sack game at Minnesota (09/14/14).

### HIGHTOWER SETS CAREER HIGH

LB Dont'a Hightower registered a 9-yard sack of Green Bay QB Aaron Rodgers (11/30/14) in the second quarter to set a career high with 4 1/2 sacks in 2014. He finished the year with six. His previous best was four sacks as a rookie in 2012.

## DE CHANDLER JONES

### FOLLOWING IN BROTHERS' FOOTSTEPS



Chandler Jones has two brothers, Arthur, a fifth-round NFL Draft selection by the Baltimore Ravens in 2010 (currently with the Indianapolis Colts), who was a Syracuse defensive tackle, and Jon "Bones" Jones, a UFC fighter and the former Lightweight Champion.





# PATRIOTS DEFENSIVE NOTES

## RACKING UP SACKS

Chandler Jones reached a career high with 11½ sacks in 2013. He had six sacks as a rookie in 2012 and had six sacks in 2014. Chandler's 10½ sacks in 2015, first in the NFL.

### MOST SACKS IN THE FIRST FOUR SEASONS/PATRIOTS HISTORY

Player	Seasons	Sacks
Andre Tippett	1982-85	43.5
<b>Chandler Jones</b>	<b>2012-15</b>	<b>34.0</b>
Garin Veris	1985-88	30.0
Chris Slade	1993-96	29.5
Brent Williams	1986-89	28.0
Willie McGinest	1994-97	27.0

## JONES WITH ANOTHER MULTI-SACK GAME

Chandler Jones had his third game in 2015 with multiple sacks after finishing with 2½ vs. Miami (10/29/15). He had a career high of three at Buffalo (9/20). He now has eight games with two or more sacks.

## JONES INCHING CLOSER TO 10 SACKS

Jones has 10½ so far in 2015 for his second double digit sack total of his career. He joined Tony McGee (3), Andre Tippett (3) and Garin Veris (2) as the only Patriots with at least two 10-plus sack seasons.

### PATRIOTS 10-PLUS SACK SEASONS

Sacks	Player	Year
12.0	Tony McGee	1977
10.0	Bobby Hamilton	1977
11.5	Tony McGee	1978
10.5	Tony McGee	1979
18.5	Andre Tippett	1984
16.5	Andre Tippett	1985
10.0	Garin Veris	1985
11.0	Garin Veris	1986
12.5	Andre Tippett	1987
11.0	Willie McGinest	1995
12.5	Mike Vrabel	2007
10.0	Tully Banta-Cain	2009
10.0	Mark Anderson	2011
10.0	Andre Carter	2011
<b>11.5</b>	<b>Chandler Jones</b>	<b>2013</b>
<b>10.5</b>	<b>Chandler Jones</b>	<b>2015</b>

## JONES ACHIEVES TRIFECTA

DL Chandler Jones blocked a second-quarter Minnesota (9/14/14) 48-yard field goal attempt, recovered the loose ball and returned it 58 yards for a touchdown. It was the fifth blocked field goal returned for a touchdown in Patriots history and the first returned for a touchdown since S Patrick Chung blocked a field goal attempt that was returned 35 yards for a touchdown by DB Kyle Arrington at Miami on Oct. 4, 2010. It is the second field goal block by Jones. He blocked a 39-yard attempt vs. Miami on Oct. 27, 2013. It was Jones' second career touchdown. He recovered an errant shotgun snap squibbed into the end zone at Baltimore on Dec. 22, 2013.

## DEFENSIVE PLAYER OF THE WEEK

Chandler Jones was named AFC Defensive Player of the Week for his performance in the Patriots' 30-7 victory at Minnesota on Sept. 14, 2014. It was the first time in Jones' career that he has received an AFC Player of the Week honor. He was named AFC Defensive Player of the Month for November last season and NFL Defensive Rookie of the Month in September 2012.

Jones blocked a 48-yard field goal attempt and returned it 58 yards for a touchdown to give New England a 24-7 halftime lead at Minnesota (9/14). He also finished the game with eight total tackles and his fifth career two-sack game.

The last time the Patriots earned an AFC Defensive Player of the Week honor was Week 10 of the 2011 season when Andre Carter tied a team record with four sacks at N.Y. Jets (11/13/11).

## JONES SNAPS A SELFIE

When training camp practice ends at Gillette Stadium, the first wave of players quickly head into the locker room to shower and recover from the tough workout, but Chandler Jones is almost never among them. He is autographing footballs, snapping selfies and chatting with as many fans as he can before he makes his way into the building to rest his body and escape the heat. The Super Bowl Champion defensive end enjoys engaging his fans because he remembers a time when he was the one cheering from a distance.

"I feel like it was just yesterday when I was one of those fans," Jones said to ESPN's Mike Reis. "I didn't have access to an NFL team, but I was the guy that was on Twitter that was like, 'Oh my God, he tweeted me' or 'He shouted me out.' I was that person. So for me to have an opportunity to do that to people, I try to do that whenever I can. You see fans out there, they're sitting in the rain, they're sitting in the heat, sweating, they're drenched, and they're just yelling your name the whole practice. The least I can do is go over there and say hi and take some selfies and sign a few things. I love it. It's great."



## THIRD TEAM'S A CHARM

Chris Jones had an early introduction to failure in the NFL. Taken behind 37 other defensive linemen in the 2013 NFL Draft, the defensive tackle was cut by two teams over a span of just 11 days. After selecting him in the sixth round with the 198th overall pick, the Houston Texans cut Jones on Aug. 31. Jones signed with the Tampa Bay Buccaneers on Sept. 1, but lasted only 10 days, as the Buccaneers released him on Sept. 10. Rather than be deterred by these early disappointments, however, Jones maintained a positive outlook when he signed with the Patriots on Sept. 11, and it has paid off in a big way. Thrust into a starting role after key injuries to the defensive line, Jones finished his rookie season with six sacks.

Jones' sudden success may have come as a surprise to some, but not to Dave Clawson, Jones' college coach at Bowling Green. Jones was part of Clawson's first recruiting class and blossomed into an All-American and two-time captain for the Falcons. "It's hard to talk about Chris without getting a little bit emotional," Clawson told the *The Boston Herald*, "because he was that special of a player and person in our program."

## JONES SAVES THE DAY; EARNS AFC HONORS

Chris Jones blocked a 58-yard field goal attempt by the Jets on the final play of the game to preserve New England's 27-25 win (10/16/14). It was the first blocked field goal for the Patriots since Chandler Jones blocked a 48-yard try by Minnesota's Blair Walsh earlier this season. He was named AFC Special Teams Player of the Week for his performance in the victory.





# PATRIOTS DEFENSIVE NOTES



## SURE TACKLER

Jerod Mayo had his fifth straight 100-tackle season and his second season with over 180 total tackles after finishing the 2012 season with 184 tackles, the fifth-highest single season tackle total in franchise history. Mayo registered at least 10 tackles in 10 games, including a season-high of 20 vs. the New York Jets (10/28/12).

### PATRIOTS SINGLE SEASON TACKLE LEADERS ALL-TIME

Year	Player	Tackles
1983	LB Clayton Weishuhn	229
1984	LB Steve Nelson	207
<b>2010</b>	<b>LB Jerod Mayo</b>	<b>193</b>
1980	LB Steve Nelson	186
<b>2012</b>	<b>LB Jerod Mayo</b>	<b>184</b>

## TEAM LEADER

Jerod Mayo has led the Patriots in tackles in every season he has played except for the 2013 and 2014 seasons when he was limited to six games each year due to injury.

### Most years Leading the Patriots in Tackles

**5 Jerod Mayo (2008, 2009, 2010, 2011, 2012)**

5 Vincent Brown (1991, 1992, 1993, 1994, 1995)

5 Steve Nelson (1979, 1980, 1982, 1984, 1985)



## DOUBLE TROUBLE: DB DEVIN McCOURTY

After being selected by the Patriots in the first round of the 2010 NFL Draft, DB Devin McCourty became part of a select group in league history. McCourty's identical twin brother, Jason, is a cornerback with Tennessee, selected in the sixth round of the 2009 NFL Draft. The two are the 12th set of twins to play in the NFL. Devin redshirted for the 2005 season and therefore was a year behind his brother in eligibility. McCourty is the second twin to suit up for the Patriots, after CB Kato Serwanga was a member of the team from 1998-2000. His twin brother, Wasswa, played for San Francisco and Minnesota from 1999-2001. According to McCourty's mother, the two can only be told apart by tiny scars on their faces left by chickenpox. The McCourty twins are one of two active sets of twins playing in the NFL.

### Current Twins Playing in the NFL

**Devin (NE) and Jason McCourty (TEN)**

Maurkice (PIT) and Mike Pouncey (MIA)

## McCOURTY GOES LONG

Devin McCourty had a 104-yard kickoff return for a touchdown vs. N.Y. Jets (10/21/12), the second longest kickoff return in team history. Ellis Hobbs has the longest in team history with a 108-yard return for a touchdown at N.Y. Jets on Sept. 9, 2007. He was named AFC Special Teams Player of the Week for his performance.

### Longest Kickoff return in Patriots History

Ellis Hobbs 108TD at New York Jets (9-9-07)

**Devin McCourty 104TD vs. New York Jets (10-21-12)**

## IN GOOD COMPANY

Devin McCourty earned Associated Press All-Pro Second Team honors at safety in 2013. He also earned Second Team All-Pro Honors as a rookie in 2010 when he played cornerback. McCourty joins Pro Football Hall of Famers Rod Woodson and Ronnie Lott as the only NFL players to earn All-Pro honors at both safety and cornerback.

## McCOURTY REGISTERS CAREER LONG

DB Devin McCourty returned a first quarter interception 60 yards to the Minnesota (09/14/14) 1-yard line to set up a Patriots touchdown. It is the longest interception return of his career. He had a 50-yard return as a rookie in 2010 at Detroit (11/25) on Thanksgiving Day.



## A NOSE FOR THE FOOTBALL

Ninkovich has more opponent fumble recoveries (14) over the last six seasons (2010-2015) than any other NFL player. J.J. Watt is second during that time with 11 opponent fumble recoveries.



## CAREER DAY IN BUFFALO

Ninkovich finished with a three-sack game for the first time in his career in the win at Buffalo (10/12/14). He has had two two-sack performances - vs. Miami (1/2/11) and at Carolina (11/18/13).





# PATRIOTS DEFENSIVE NOTES

## WHERE DID HE COME FROM?

Rob Ninkovich's journey to the Patriots was not easy. He entered the league as a fifth-round pick by the Saints in 2006 and was waived four times by New Orleans and Miami before landing in New England on Aug. 2, 2009. He spent the 2009 offseason trying to make the New Orleans team as a long snapper. Before coming to the Patriots, he had appeared in just eight games over three seasons. He doubled that total in his first year in New England, appearing in 15 games in 2009 and his role on the team has grown since, earning a starting role at linebacker in 2010 and 2011 before moving to a starting role on the defensive line in 2011.

## CRAZY EIGHTS

Ninkovich raised his 2014 total to a team-high of eight sacks in 2014. Ninkovich has had at least eight sacks in three consecutive seasons (8.0 in 2012, eight in 2013 and eight in 2014), becoming the first Patriots player to have at least eight sacks in three consecutive seasons since Pro Football Hall of Famer Andre Tippett achieved the feat from 1985-87 (1985, 16½, 1986, 9½ and 1987, 12½).

## NINKOVICH SCORED AS A TE IN COLLEGE

Ninkovich played some at tight end in college at Purdue and caught two touchdown passes with a 2-yard touchdown pass from Buffalo QB Kyle Orton and a 1-yard touchdown pass from former New York Giants and Indianapolis QB Curtis Painter.

## DB LOGAN RYAN AND DB DURON HARMON

## CLASSMATES REUNITE IN NEW ENGLAND

Defensive backs Logan Ryan and Duron Harmon are used to working together. Ryan and Harmon began their college football careers together as members of the same recruiting class at Rutgers University and developed a close friendship during their four years in Piscataway, N.J. As fate would have it, Ryan and Harmon would begin their NFL journeys together as well when the Patriots selected the two defensive backs just eight picks apart in the third round of the 2013 NFL Draft.

Reunited once again, the former Scarlet Knights are excited and eager to make their mark, just as they did at Rutgers. "We talked before the draft and said how good it would be to play on the same team again, and for it to happen again, it's exciting and it's a blessing," Harmon told *The Boston Globe*. "It's great [we're contributing], because at the end of the day you want to play, and to contribute to a team like this, it's fun."

## RYAN RETURNS... TO SCHOOL

When Logan Ryan decided to leave Rutgers and enter the NFL Draft after his redshirt junior season in 2012, he made a promise to his parents that after his rookie year, he would return to school and earn his degree.

Ryan kept his promise and graduated in the spring of 2014 with a degree in labor relations and a minor in psychology.

"I committed to Rutgers, not only as a football player, but as a student, so I was going to make sure I finished that end too," Ryan told NJ.com.

"It's a big accomplishment in my life. I held my word to my parents and stuck with it and I'm fortunate. It took a lot of work, but I was able to go back and finish and walk in graduation."

## RYAN'S FIRST PICK FOR SIX

Ryan returned his first NFL interception 79 yards for a touchdown N.Y. Jets on Oct. 20, 2013. The last Patriots player to return their first career interception for a touchdown was Kyle Arrington in 2010. The last rookie Patriots player to return their first career interception for a touchdown was James Sanders in 2005:

### PATRIOTS PLAYERS TO RETURN THEIR FIRST CAREER INT FOR A TD

Season	Player	INT TD Yds
2013	Logan Ryan	79
2010	Gary Guyton	59
2010	Kyle Arrington	36
2005	James Sanders	39
2003	Asante Samuel	55
1999	Andy Katzenmoyer	59
1996	Willie McGinest	46
1992	Chris Singleton	82
1967	John Charles	35
1963	Jim Hunt	78
1961	Don Webb	27

## LOGAN RYAN THE BALL HAWK

Logan Ryan intercepted his fourth pass of 2015 vs. Washington (11/08/15). he is tied for the second most interceptions by a cornerback since 2013.

### MOST INTERCEPTIONS BY A CORNERBACK SINCE 2013

Player	Interceptions
Richard Sherman	12
Logan Ryan	11
Brent Grimes	11
Aqib Talib	11



## SHEARD ON MCGINEST

Jabaal Sheard may be a new face in the Patriots locker room, but he's certainly familiar with Patriots legend, Willie McGinest. Sheard, who is typically soft-spoken around the microphones, was very excited to express his admiration for McGinest following the veteran linebacker's induction to the Patriots Hall of Fame on August 5.

**"That's a guy that I watch film on still to this day,"** Sheard said to the *Boston Globe*. **"How he used to rush, how he'd attack, how he was relentless. It's amazing to be out here with him. The heart he had, that dog. He would get after the quarterback, get after the run. He was so into the team, whatever they asked him to do, he would do it."**

It makes sense that Sheard would feel a connection to McGinest, given the players' similarities. Before coming to New England as a defensive lineman, Sheard played outside linebacker for Cleveland in Mike Pettine's hybrid 3-4 system. By adding Sheard to his roster, Bill Belichick brings flexibility and, hopefully some of that McGinest magic, back to the Patriots front seven.





# PATRIOTS SPECIAL TEAMS NOTES


## K STEPHEN GOSTKOWSKI

### CONSECUTIVE EXTRA POINTS

Stephen Gostkowski is first in NFL history for most consecutive extra points made.

#### Most Consecutive (Kicking) PATS

<b>445</b>	<b>Stephen Gostkowski, NE, 2006-present</b>
422	Matt Stover, BAL, IND 1996-2009
371	Jason Elam, DEN, 1993-2002
371	Jeff Wilkins, STL, 1999-2007
360	Jay Feely, ATL, NYG, MIA, NYJ, ARI, CHI, 2002-14



### FRANCHISE SCORING LEADER

K Stephen Gostkowski became the Patriots all-time leader in points, passing Adam Vinatieri (1,158), in the win vs. Miami (12/14/14). Gostkowski entered the game needing five points to take the lead and reached the milestone on a 35-yard field goal in the third quarter. Gostkowski now has 1,276 total points.

<u>Player</u>	<u>Points</u>
<b>Stephen Gostkowski</b>	<b>1,276</b>
Adam Vinatieri	1,158
Gino Cappelletti	1,130

### NFL POINTS LEADER IN 2014

Stephen Gostkowski finished first in the NFL in 2014 with 156 points, second only to his team record of 158 points in 2013. Gostkowski led the NFL in scoring in 2014 for the third straight season. He is the first NFL player with three seasons of 150 or more points. Gostkowski is leading the NFL in 2015 with 97 total points and is on pace to finish with 172 points.

#### Patriots Record for Most Points in a Season

<b>158</b>	<b>Stephen Gostkowski, 2013</b>
<b>156</b>	<b>Stephen Gostkowski, 2014</b>
155	Gino Cappelletti, 1964 (includes 7 TDs)
<b>153</b>	<b>Stephen Gostkowski, 2012</b>
<b>148</b>	<b>Stephen Gostkowski, 2008</b>
147	Gino Cappelletti, 1961
<b>143</b>	<b>Stephen Gostkowski, 2011</b>

#### NFL Record for Most Points by a Kicker

166	David Akers (SF) in 2011
164	Gary Anderson (MIN) in 1998
163	Jeff Wilkins (STL) in 2003
161	Mark Moseley (WAS) in 1983
<b>158</b>	<b>Stephen Gostkowski (NE) in 2013</b>
157	Mike Vanderjagt (Indianapolis) in 2003
<b>156</b>	<b>Stephen Gostkowski (NE) in 2014</b>
<b>153</b>	<b>Stephen Gostkowski (NE) in 2012</b>

### FOUR-TIME LEAGUE LEADER

Gostkowski led the NFL for the third straight season in 2014. He led the NFL with 156 total points in 2014, 158 total points in 2013, 153 points in 2012 and 148 points in 2008. He is one of three players to lead the NFL in scoring for at least four seasons.

He joins Don Hutson, Gino Cappelletti, Pat Harder and Paul Hornung as the fifth player to lead the NFL in scoring for at least three straight seasons.

#### NFL Record for Most Seasons Leading the League in Scoring

5	Don Hutson Green Bay (1940-44)
5	Gino Cappelletti Patriots (1961, 1963-66)
<b>4</b>	<b>Stephen Gostkowski (2008, 2012-14)</b>
3	Earl Clark, Portsmouth (1932), Detroit (1935-36)
3	Pat Harder, Chicago Cardinals (1947-49)
3	Paul Hornung, Green Bay (1959-61)

### GOSTKOWSKI BREAKS HIS OWN TEAM RECORD

Gostkowski led the NFL in 2014 with 35 field goals, the third-highest field goal total in team history. Gostkowski tied for the NFL lead with Baltimore's Justin Tucker with 38 field goals in 2013, breaking his own franchise record for most field goals in a season. He originally set the franchise record with 36 field goals in 2008.

#### MOST FIELD GOALS MADE IN A SEASON/PATRIOTS

<u>Player</u>	<u>Field Goals</u>	<u>Year</u>
<b>Stephen Gostkowski</b>	<b>38</b>	<b>2013</b>
<b>Stephen Gostkowski</b>	<b>36</b>	<b>2008</b>
<b>Stephen Gostkowski</b>	<b>35</b>	<b>2014</b>
Tony Franklin	32	1986
Adam Vinatieri	31	2004
Adam Vinatieri	31	1998

### ON THE MARK IN 2014

Gostkowski made 94.6 percent of his field goals in 2014 (35-of-37), setting a new team record for field goal percentage in a single season.

#### PATRIOTS BEST FIELD GOAL PCT./SEASON

<u>(Minimum 30 Attempts)</u>				
<u>Player</u>	<u>Years</u>	<u>FGM</u>	<u>FGA</u>	<u>Pct.</u>
<b>Stephen Gostkowski</b>	<b>2014</b>	<b>35</b>	<b>37</b>	<b>.946</b>
Adam Vinatieri	2004	31	33	.939
<b>Stephen Gostkowski</b>	<b>2013</b>	<b>38</b>	<b>41</b>	<b>.927</b>
<b>Stephen Gostkowski</b>	<b>2008</b>	<b>36</b>	<b>40</b>	<b>.900</b>
Adam Vinatieri	2002	27	30	.900

### FIFTH-MOST FGs IN A SEASON

#### MOST FIELD GOALS MADE IN A SEASON/NFL

<u>Player</u>	<u>Field Goals</u>	<u>Year</u>
David Akers (San Francisco)	44	2011
Neil Rackers (Arizona)	40	2005
Olindo Mare (Miami)	39	1999
Jeff Wilkins (St. Louis)	39	2003
<b>Stephen Gostkowski (Patriots)</b>	<b>38</b>	<b>2013</b>
Justin Tucker (Baltimore)	38	2013

## DISTANCE PROFICIENCY

# 81%

Stephen Gostkowski has made 81 percent of his field goals (17-for-21) from 50 yards or more, converting the highest percentage of 50-plus yard field goal attempts in NFL history (minimum 15 attempts).

#### HIGHEST FIELD GOAL PERCENTAGE FROM 50 YARDS

<u>Player</u>	<u>FGM</u>	<u>FGA</u>	<u>Pct.</u>
<b>Stephen Gostkowski</b>	<b>17</b>	<b>21</b>	<b>81.0</b>
Matt Prater	26	34	76.5
Robbie Gould	20	27	74.1





# PATRIOTS SPECIAL TEAMS NOTES

## EVEN STEPHEN

Since joining the Patriots as a fourth-round draft choice in 2006, Gostkowski has connected on 87.7 percent of his regular-season field goal attempts, the best field goal percentage in Patriots history.

### PATRIOTS ALL-TIME LEADERS / FIELD GOAL PCT.

(Minimum 50 Attempts)

Player	Years	FGM	FGA	Pct.
<b>Stephen Gostkowski</b>	<b>2006-15</b>	<b>264</b>	<b>301</b>	<b>.877</b>
Adam Vinatieri	1996-05	263	321	.819
Matt Bahr	1993-95	55	72	.764

## 1,000-POINT BENCHMARK

Stephen Gostkowski (1,276) reached the 1,000 point mark in only his 119th career game. He is the only kicker in NFL history to reach 1,000 career points in less than 120 career games played.

### KICKERS TO REACH 1,000 POINTS IN FEWEST GAMES:

Player	Points	Games
<b>Stephen Gostkowski</b>	<b>1,009</b>	<b>119</b>
Mike Vanderjagt	1,004	126
Jason Elam	1,003	132
Ryan Longwell	1,002	136
Jan Stenerud	1,002	136

## ON THE MARK

Stephen Gostkowski's 87.7 field goal percentage is the third-best among NFL kickers all-time. (Minimum 100 field goals)

Player	Years	FGM	FGA	Pct.
Dan Bailey	2011-15	132	146	90.4
Justin Tucker	2012-15	116	130	89.2
<b>Stephen Gostkowski</b>	<b>2006-15</b>	<b>264</b>	<b>301</b>	<b>87.7</b>
Steven Hauschka	2008-15	149	172	86.6
Mike Vanderjagt	1998-06	230	266	86.5
Nate Kaeding	2004-12	181	210	86.2
Robbie Gould	2005-15	263	307	85.7
Rob Bironas	2005-13	239	279	85.7
Shayne Graham	2001-14	266	311	85.5
Connor Bath	2008-15	130	152	85.5
Matt Bryant	2002-15	300	352	85.2

## MOST 50-YARD FIELD GOALS IN TEAM HISTORY

Gostkowski is 17-of-21 from 50 yards or more as a member of the Patriots and has the most 50-yard field goals in New England history.

### PATRIOTS RECORD FOR MOST 50 YARD FIELD GOALS

Player	Years	FGM	FGA	Pct.
<b>Stephen Gostkowski</b>	<b>2006-15</b>	<b>17</b>	<b>21</b>	<b>81.0</b>
Adam Vinatieri	1996-2005	8	17	47.1
Tony Franklin	1984-87	3	6	50.0

## TWO FROM 50-PLUS

Gostkowski drilled a 51-yard field goal and a 53-yarder vs. Arizona (9/16/12) and connected on two 53-yard field goals at Houston on (12/1/13). He is the first Patriots player to have two 50-yard field goals in the same game.

## GOSTKOWSKI KICKS CAREER-LONG FG

Gostkowski connected on a career-long 57-yard field goal at Dallas on Oct. 11, 2015 to tie a franchise record. Adam Vinatieri kicked a 57-yarder at Chicago on Nov. 10, 2002. Gostkowski's previous long was a 54-yarder vs. New Orleans (10/13/13).

## MOST 50-YARD FGs IN A SEASON

Gostkowski was 5-of-6 on 50 yard field goals in 2013, the most by a Patriots player in a single season. Gostkowski is 4/4 from 50 yards out so far in 2015. The NFL record for most successful 50-yard field goals in a season is 10 by Blair Walsh in 2012 with Minnesota.

## TEAM FG RECORD

Stephen Gostkowski moved past Adam Vinatieri (263) to become the Patriots all-time leader with 264 career field goals.

### MOST FIELD GOALS IN PATRIOTS HISTORY

<b>Stephen Gostkowski</b>	<b>264</b>
Adam Vinatieri	263
Gino Cappelletti	176
John Smith	128

## AFC SPECIAL TEAMS PLAYER OF THE MONTH

Gostkowski was named AFC Special Teams Player of the Month for September by the National Football League in 2015. It is the third time in his career that he has received the AFC Special Teams Player of the Month honor. Gostkowski was a perfect 7-of-7 on field goal attempts and 14-for-14 on extra points. He also finished the month of September first in the NFL with 35 total points and 18 touchbacks.

## GOSTKOWSKI EXTENDS TEAM MARK

Gostkowski has now scored at least one point in 132 games, a franchise record. He broke a tie with Adam Vinatieri and John Smith for the all-time lead with 102 consecutive games scoring in the win vs. Denver on Nov. 24, 2013.

### Patriots Record for Most Consecutive Games Scored

<b>132</b>	<b>Stephen Gostkowski (12/17/06-present)</b>
101	Adam Vinatieri (11/24/96-12/29/02)
101	John Smith (09/28/75-10/02/80)

## GOSTKOWSKI GAME WINNERS

Gostkowski has six career regular-season game-winning kicks and one in the playoffs.

### GOSTKOWSKI'S CAREER GAME-WINNING FIELD GOALS

TIME LEFT	DISTANCE	FINAL SCORE	OPP	DATE
0:01 4th	54	27-16	NYG	11/15/2015
3:12 4th	53	34-31	HOU	12/01/2013
1:56, OT	31	34-31	DEN	11/24/2013
0:05, 4th	35	23-21	BUF	09/08/2013
1:56, OT	35	23-20	BAL	10/17/2010
11:02 OT	48	29-26	NYJ	10/21/2012
1:10, 4th	31	24-21	SD	01/14/2007*

\*Postseason

## KICKING A CAREER HIGH

Stephen Gostkowski made five field goals vs. Cincinnati (10/5/14), setting a new career high for most field goals in a game. His previous career high was four field goals. Gostkowski's five field goals tie the second highest single-game total in Patriots history, trailing only Gino Cappelletti's six successful field goals on Oct. 4, 1964. The last time a Patriots player had five field goals in a game was on Nov. 14, 2004, when Adam Vinatieri had five field goals vs. Buffalo.





# PATRIOTS REFERENCE NOTES

## IN A RUSH FOR THE END ZONE

Since 2003, the Patriot and Kansas City are the only teams to average more than one rushing touchdown per game. The Patriots have 221 rushing touchdowns in 201 games.

### RUSHING TOUCHDOWNS SINCE 2003 (REGULAR SEASON)

<b>New England</b>	<b>221</b>
Kansas City	202
San Diego	198
Minnesota	195
Philadelphia	191
Carolina	187
N.Y. Giants	182
Atlanta	181

## ANNUAL ACHIEVEMENT

The Patriots have won more than half of their games for 15 consecutive seasons; the first team to win more than half of their games in 15 straight seasons since free agency began in 1993.

### MOST CONSECUTIVE WINNING SEASONS (since 1970 merger)

San Francisco (1983-98)	16
Dallas (1970-85)	16
<b>New England (2001-14)</b>	<b>15</b>
Oakland (1970-80)	11

### MOST CONSECUTIVE WINNING SEASONS ALL-TIME

Dallas (1966-85)	20
San Francisco (1983-98)	16
Oakland (1965-80)	16
<b>New England (2001-14)</b>	<b>15</b>
Chicago (1930-44)	15
Green Bay (1934-47)	14
Cleveland (1957-69)	13

## TO THE NINES

The Patriots are the only team in the NFL to have recorded nine or more wins in each of the last 15 seasons.

### MOST SEASONS OF 9+ WINS SINCE 2001

<b>New England</b>	<b>15</b>
Indianapolis	12
Green Bay	10
Philadelphia	10
Baltimore	10
Pittsburgh	10

## PATRIOTS WIN 10 AGAIN IN 2014

New England reached at least 10 regular-season wins for 12 consecutive seasons, joining San Francisco (16) as the only teams to accomplish the feat.

Team	Years	Consecutive Seasons with 10+ Wins
San Francisco	1983-1998	16
<b>New England</b>	<b>2003-present</b>	<b>12</b>
Indianapolis	2002-2010	9

## FORCING THE ISSUE

The Patriots lead the NFL with a +175 turnover margin since the 1994 season.

### NFL TURNOVER MARGIN SINCE 1994

Rank	Team	Turnover Margin
<b>1.</b>	<b>New England</b>	<b>+175</b>
2.	Kansas City	+101
2.	Green Bay	+95

## WHAT'S THE POINT?

During the past 16 seasons, the Patriots defense has always ranked higher in points allowed than in yards allowed except for 2007, when both ranked fourth.

	<u>Avg. Points Allowed</u>	<u>Avg. Yds Allowed</u>
2015	18.8 (4)	343.8 (15)
2014	19.5 (8)	344.1 (13)
2013	21.1 (10)	373.1 (26)
2012	20.7 (9t)	373.3 (25)
2011	21.4 (15)	411.1 (31)
2010	19.6 (8)	365.5 (25)
2009	17.8 (5)	320.2 (11)
2008	19.3 (8)	309.0 (10)
2007	17.1 (4)	288.3 (4)
2006	14.8 (2)	294.4 (6)
2005	21.1 (17)	330.2 (26)
2004	16.3 (2t)	310.6 (9)
2003	14.9 (1)	291.6 (7)
2002	21.6 (17)	336.1 (23)
2001	17.0 (6)	334.5 (24)
2000	21.1 (17)	334.6 (20)

## NFL'S ROAD WARRIORS

Since the start of the 2000 season, the Patriots have the best regular-season road record.

TEAM	RECORD	PCT.
<b>New England</b>	<b>82-42</b>	<b>.661</b>
Philadelphia	76-48-1	.612
Indianapolis	75-49	.605
Pittsburgh	71-53	.573

## DIVISIONAL DOMINANCE I

The Patriots have the highest winning percentage vs. division opponents from November until the end of the season since 2002.

Team	W	L	T	Pct.
<b>New England</b>	<b>34</b>	<b>9</b>	<b>0</b>	<b>.791</b>
Indianapolis	36	10	0	.783
San Diego	32	13	0	.711
Green Bay	35	14	1	.710
Pittsburgh	37	16	0	.698





# PATRIOTS REFERENCE NOTES

## DIVISIONAL DOMINANCE II

The New England Patriots own a 70-19 (.787) record in regular season AFC East games since the beginning of the 2001 season, compiling the best intra-division record of any team in the NFL.

### NFL'S TOP DIVISIONAL RECORDS SINCE 2001

Team	W	L	T	Pct.
<b>New England Patriots</b>	<b>70</b>	<b>19</b>	<b>0</b>	<b>.787</b>
Indianapolis Colts	66	23	0	.742
Green Bay Packers	62	25	1	.710
Pittsburgh Steelers	62	29	0	.681

### AFC EAST DIVISIONAL RECORDS SINCE 2001

Team	W	L	T	Pct.	Div. Titles	Years
<b>New England</b>	<b>70</b>	<b>19</b>	<b>0</b>	<b>.787</b>	<b>12</b>	<b>2001, 03-07, 09-14</b>
New York Jets	41	48	0	.461	1	2002
Miami	36	54	0	.400	1	2008
Buffalo	33	57	0	.367	0	—

NOTES: The Indianapolis Colts were members of the AFC East in 2001 and compiled a 3-5 divisional record that season. In 2002, the Patriots and Jets both finished with a 9-7 overall record and a 4-2 divisional record, but the Jets claimed the division title by virtue of having a better record against common opponents. In 2008, the Patriots and Dolphins both finished with an 11-5 overall record and a 4-2 divisional record, but Miami qualified for the playoffs due to a better conference record (8-4 to 7-5).

## STRONG IN THE SECOND HALF

Since 2001, the Patriots have done a remarkable job of finishing the season strong, compiling an NFL-best 86-22 (.796) record in games on or after Thanksgiving.

### PATRIOTS BEFORE AND AFTER THANKSGIVING SINCE 2001

Season	Pre-Thanksgiving	Post-Thanksgiving	Overall
2001	5-5 (.500)	9-0 (1.000)	14-5*
2002	6-5 (.545)	3-2 (.600)^	9-7
2003	9-2 (.818)	8-0 (1.000)	17-2*
2004	9-1 (.900)	8-1 (.889)	17-2*
2005	6-4 (.600)	5-3 (.625)	11-7*
2006	7-3 (.700)	7-2 (.777)	14-5*
2007	10-0 (1.000)	8-1 (.889)	18-1*
2008	7-4 (.636)	4-1 (.800)	11-5
2009	7-3 (.700)	3-4 (.429)	10-7*
2010	8-2 (.800)	6-1 (.857)^	14-3*
2011	7-3 (.700)	8-1 (.889)	15-4*
2012	7-3 (.700)	6-2 (.750)^	13-5*
2013	8-3 (.727)	5-2 (.833)	13-5*
2014	9-2 (.818)	6-2 (.750)	15-4*
<b>Totals</b>	<b>105-40 (.724)</b>	<b>86-22 (.796)</b>	<b>191-62</b>

\*Includes playoffs ^Includes games played on Thanksgiving

### BEST RECORDS IN GAMES PLAYED ON OR AFTER THANKSGIVING SINCE 2001

(Includes regular-season and playoff games)

Team	W	L	T	Pct.
<b>New England</b>	<b>86</b>	<b>22</b>	<b>0</b>	<b>.796</b>
Pittsburgh	67	32	0	.677
Green Bay	62	37	0	.626
San Diego	55	34	0	.618
Philadelphia	59	38	0	.608

## NFL'S BEST AT HOME

Since their state-of-the-art facility opened at the beginning of the 2002 season, the Patriots own the NFL's best record at home overall. The Patriots own an overall record of 93-16 (.853) at Gillette Stadium in regular season games and a 106-19 (.848) record including playoffs.

### BEST HOME RECORDS SINCE 2002 (including playoffs)

Team	W	L	T	Pct.
<b>New England</b>	<b>106</b>	<b>19</b>	<b>0</b>	<b>.848</b>
Indianapolis	88	32	0	.733
Seattle	84	34	0	.712
Pittsburgh	84	34	1	.710
Baltimore	82	30	0	.732
Green Bay	82	35	1	.699
Denver	77	38	0	.670
Minnesota	70	40	0	.636
San Diego	72	42	0	.632
Philadelphia	69	48	0	.590
Atlanta	68	44	0	.607

## SHARP AT GILLETTE

The Patriots concluded a 20-game home winning streak with a 24-20 loss to the New York Giants on Nov. 6, 2011. It was the longest home win streak in team history. The Patriots own an overall record of 93-16 (.853) at Gillette Stadium in regular season games. The NFL record for most consecutive home victories is 27, achieved by Miami from 1971-74.

### HIGHEST HOME WINNING PCT. SINCE 1970 (MINIMUM 25 GAMES):

Team	Stadium	W-L-T	WIN PCT.
<b>New England</b>	<b>Gillette Stadium</b>	<b>93-16-0</b>	<b>.853</b>
Miami	Orange Bowl	101-22-1	.819
Minnesota	Metropolitan Stadium	64-23-1	.733
LA Rams	Memorial Coliseum	53-20-2	.726
Pittsburgh	Heinz Field	85-32-1	.725

### LONGEST HOME WINNING STREAK/PATRIOTS HISTORY (REG. SEASON)

Streak	First Win	Last Win
20	Dec. 12, 2008	Oct. 16, 2011
18	Dec. 29, 2002	Sept. 8, 2005
16	Dec. 30, 2012	Dec. 28, 2014
12	Nov. 26, 2006	Sept. 7, 2008
10	Sept. 18, 1976	Oct. 30, 1977





# PATRIOTS REFERENCE NOTES

## TOP 10 OFFENSE IN 2013

The Patriots snapped a streak of seven straight seasons in the top 10 in offense when they finished 11th in 2014. Since the 1970 merger, the Patriots offense has finished in the top 10 a total of 17 times, including eight times under Bill Belichick.

Year	Rank
<b>2014</b>	<b>11 (365.5)</b>
2013	7 (384.5)
2012	1 (427.9)
2011	2 (428.0)
2010	8 (363.8)
2009	3 (397.3)
2008	5 (365.4)
2007	1 (411.3)

## TOP OFFENSE

The Patriots had finished in the top-10 in offense for seven straight seasons (2007-13), second only to the nine straight by New Orleans (2006-14).

The NFL record for the most consecutive seasons finishing in the top-10 in offense since the merger in 1970 is the San Francisco 49ers with 15 (1982-96).

## MODEL OF CONSISTENCY

The Patriots have 30 winning seasons since the 1970 merger.

### MOST WINNING SEASONS SINCE THE 1970 MERGER

1. Pittsburgh	32
<b>2. New England</b>	<b>30</b>
2. Dallas	30
4. Miami	29
5. Minnesota	27
5. Denver	27
7. San Francisco	26

## PATRIOTS REACH 6,000 TOTAL YARDS

The Patriots finished seventh in the NFL with 6,152 total yards in 2013. It was the fifth time in team history and third straight season that the Patriots reached 6,000 yards in a season. The Patriots offense had 5,848 yards in 2014.

### Patriots Most Total Net Yards/Season

6,848 in 2011
6,846 in 2012
6,580 in 2007
6,357 in 2009
<b>6,152 in 2013</b>

## A COMEBACK FOR THE AGES

The Patriots came back from a 24-point deficit to defeat the Broncos, 34-31, in overtime in a Sunday Night Football matchup on Nov. 24, 2013, marking the largest comeback win in team history, after trailing 24-0 at halftime.

New England's previous best comeback win was from a 23-0 deficit to win, 38-23, vs. Seattle (9/16/84). The Patriots also came back from 22 points down to win at the New York Giants, 23-22 (12/21/96). The Patriots have come from 21 points down to win four times, most recently vs. Buffalo (1/1/12).

# PATRIOTS







# PATRIOTS

## PLAYOFF NOTES

### PATRIOTS IN THE PLAYOFFS

The Patriots have qualified for the playoffs 22 times in their 55-year history. Sixteen of those playoff berths have come in the 21 seasons since Robert Kraft purchased the team in 1994, a dramatic contrast to the six total playoff berths the team earned in its first 34 years of existence. The Patriots have won 17 division crowns, including 12 in the last 14 seasons, and have qualified as a Wild Card team on four occasions (1976, 1985, 1994 and 1998). The Patriots also qualified for the playoffs in 1982 as part of a 16-team tournament following a players' strike.

#### PATRIOTS PLAYOFF SEASONS (22)

Year	How Qualified	Seed	Record	Result
2014	Division Champions	1	3-0	Super Bowl Champions
2013	Division Champions	2	1-1	AFC Championship Game
2012	Division Champions	2	1-1	AFC Championship Game
2011	Division Champions	1	2-1	AFC Champions
2010	Division Champions	1	0-1	AFC Divisional Round
2009	Division Champions	3	0-1	Wild Card Round
2007	Division Champions	1	2-1	AFC Champions
2006	Division Champions	4	2-1	AFC Championship Game
2005	Division Champions	4	1-1	AFC Divisional Round
2004	Division Champions	2	3-0	Super Bowl Champions
2003	Division Champions	1	3-0	Super Bowl Champions
2001	Division Champions	2	3-0	Super Bowl Champions
1998	Wild Card	6	0-1	Wild Card Round
1997	Division Champions	3	1-1	AFC Divisional Round
1996	Division Champions	2	2-1	AFC Champions
1994	Wild Card	5	0-1	Wild Card Round
1986	Division Champions	3	0-1	AFC Divisional Round
1985	Wild Card	5	3-1	AFC Champions
1982*	16-Team Format	7	0-1	First Round
1978	Division Champions	2	0-1	AFC Divisional Round
1976	Wild Card	4	0-1	AFC Divisional Round
1963	Division Champions	-	1-1	AFL Championship Game

\*-Strike Year

28-18 Record

### ALL-TIME PLAYOFF RESULTS

The Patriots have compiled a 28-18 record in their 46 playoff games and their .609 playoff winning percentage is the second-best in NFL history among teams that have played at least 15 playoff games. New England has qualified for eight Super Bowls (XX, XXXI, XXXVI, XXXVIII, XXXIX, XLII, XLVI and XLIX) and one AFL Championship Game in 1963.

#### PATRIOTS PLAYOFF RECORD BY ROUND

Round	Record
First Round*	0-1
Wild Card Round	4-3
Divisional Round	12-6
AFC Championship	8-3
AFL Championship	0-1
Super Bowl	4-4
<b>Total</b>	<b>28-18</b>

\* 1982 Strike Season

#### ALL-TIME BEST NFL PLAYOFF RECORDS (Minimum 15 Postseason Games)

Team	Wins	Losses	Win Pct.
Baltimore Ravens	15	8	.652
<b>New England/Boston Patriots</b>	<b>28</b>	<b>18</b>	<b>.609</b>
Green Bay Packers	31	20	.608
Pittsburgh Steelers	33	22	.600
San Francisco 49ers	30	20	.600
Oakland/L.A. Raiders	25	18	.581
Dallas Cowboys	34	26	.567

#### MOST POSTSEASON WINS ALL-TIME

Team	Wins
Dallas Cowboys	34
Pittsburgh Steelers	33
Green Bay Packers	31
San Francisco 49ers	30
<b>New England Patriots</b>	<b>28</b>
Oakland Raiders	25

### TITLE TOWN

The Patriots have now won the AFC East for six straight seasons, besting the five straight the team won from 2003-07 for the longest streak in AFC East division history. The Patriots have won 12 of the last 14 division crowns. The Patriots have won 14 division titles in the 21 seasons since Robert Kraft bought the team in 1994.

#### MOST CONSECUTIVE AFC EAST TITLES

Team	Streak	Years
<b>New England Patriots</b>	<b>6</b>	<b>2009-14</b>
<b>New England Patriots</b>	<b>5</b>	<b>2003-07</b>
Buffalo Bills	4	1988-91
Miami Dolphins	4	1981, 1983-85*
Miami Dolphins	4	1971-74
Baltimore Colts	3	1975-77
Buffalo Bills	3	1964-66@

\*Due to 1982 strike, the NFL played just a nine-game season and the standings were not divided into divisions that season.

@AFL

The Patriots are one of six teams to win six consecutive division titles in NFL history, trailing just the Los Angeles Rams, who won seven straight NFC West titles from 1973-79.

#### MOST CONSECUTIVE DIVISION TITLES

Team	Division	Titles	Years
Los Angeles Rams	NFC West	7	1973-79
<b>New England Patriots</b>	<b>AFC East</b>	<b>6</b>	<b>2009-14</b>
Pittsburgh Steelers	AFC Central	6	1974-79
Minnesota Vikings	NFC Central	6	1973-78
Dallas Cowboys	NFL Capital/NFC East	6	1966-71
Cleveland Browns	American/Eastern Conf.	6	1950-55
<b>New England Patriots</b>	<b>AFC East</b>	<b>5</b>	<b>2003-07</b>
Indianapolis Colts	AFC South	5	2003-07
Dallas Cowboys	NFC East	5	1992-96
San Francisco 49ers	NFC West	5	1986-90
Chicago Bears	NFC Central	5	1984-88
Oakland Raiders	AFC West	5	1972-76

## HOME DOMINANCE

The Patriots have a 17-4 (.810) all-time record in home playoff games.

The Patriots' .800 winning percentage at home in the postseason is second among teams with at least 10 home playoff games.

TEAM	RECORD	PCT.
Seattle	11-2	.846
<b>New England</b>	<b>17-4</b>	<b>.810</b>
Oakland	19-5	.792
Green Bay	17-5	.773
Buffalo	10-3	.769
Washington	13-4	.765
Denver	15-5	.750
Dallas	20-8	.714





# PATRIOTS

## PLAYOFF NOTES

### PATRIOTS NEAR THE TOP WITH 30 WINNING SEASONS SINCE THE NFL MERGER

The Patriots have 30 winning seasons since the 1970 merger.

#### MOST WINNING SEASONS THE 1970 MERGER

Pittsburgh	32
<b>New England</b>	<b>30</b>
Dallas	30
Miami	29
Minnesota	27
Denver	27
San Francisco	26

### NFL MARK FOR MOST FIRST-ROUND BYES

The Patriots earned a first-round bye in the 2014 NFL playoffs and lead the NFL with 10 first-round byes since the current NFL playoff format was instituted in 1990. The Patriots earned a first-round bye for the fifth consecutive season, becoming the first team in NFL history to do so. Dallas and San Francisco earned four straight byes from 1992 through 1995.

#### MOST SEASONS EARNING A BYE SINCE 12-TEAM PLAYOFF FORMAT IN 1990

<b>New England</b>	<b>10</b>
Pittsburgh	8
San Francisco	8
Denver	7

## WINNING TANDEM

Bill Belichick and Tom Brady are the winningest coach and quarterback tandem in the postseason and continued to build on their success in 2014.

<u>Quarterback/Head Coach</u>	<u>Postseason wins</u>
<b>Bill Belichick/Tom Brady</b>	<b>21</b>
Chuck Noll/Terry Bradshaw	14
Tom Landry/Roger Staubach	11

### ANNUAL ACHIEVEMENTS

The Patriots won more than half of their games for the 14th straight year with a 12-4 record in 2014. They are the first team to win more than half of their games in 14 straight seasons since free agency began in 1993.

The Patriots are the third team to win more than half of their games in 14 straight seasons since the 1970 AFL-NFL merger, joining the 49ers (16 straight from 1983-98) and the Cowboys (16 straight from 1970-85).

The Patriots have now won nine or more games in 18 of the 21 seasons Robert Kraft has owned the team.

#### MOST CONSECUTIVE WINNING SEASONS (SINCE 1970 NFL MERGER)

<u>Team</u>	<u>Winning Seasons</u>
San Francisco 49ers (1983-98)	16
Dallas Cowboys (1970-85)	16
<b>New England Patriots (2001-14)</b>	<b>14</b>
Oakland Raiders (1970-80)	11

### PATRIOTS WIN 10+ FOR THE 12th STRAIGHT YEAR

New England reached at least 10 regular-season wins for the 12th consecutive season in 2014. San Francisco (16) is the only other team to accomplish the feat.

#### MOST SEASONS OF 10+ WINS SINCE 2001

<u>Team</u>	<u>Years</u>	<u>Consecutive Seasons With 10+ Wins</u>
San Francisco	1983-1998	16
<b>New England</b>	<b>2003-2014</b>	<b>12</b>

### PATRIOTS WIN 12+ FOR THE 5th STRAIGHT YEAR

New England reached at least 12 regular-season wins for the fifth consecutive season in 2014. It is the ninth time in team history that the team has won at least 12 games in a season and the fifth straight season with at least 12 wins.

#### CONSECUTIVE SEASONS OF 12+ WINS SINCE 1970 MERGER

<u>Team</u>	<u>Years</u>	<u>Consecutive Seasons With 10+ Wins</u>
Indianapolis	2003-09	7
<b>New England</b>	<b>2010-14</b>	<b>5</b>
Dallas	1992-95	4

#### 12+ WIN SEASONS SINCE 1970 MERGER

San Francisco	13
Dallas	11
Denver	10
<b>New England</b>	<b>9</b>
Pittsburgh	9
Indianapolis	8





# PATRIOTS FOOTBALL Network

The **Patriots Football Network (PFN)** is the full portfolio of media offerings from the three-time Super Bowl Champion New England Patriots. PFN provides Patriots content produced both in-house and with media partners spanning print, television, radio and the Internet.

## PATRIOTS ALL ACCESS

The Emmy Award-winning "Patriots All-Access" airs weekly throughout the season on WBZ-TV Channel 4 in Boston and regional affiliates in Hartford, Providence and Springfield, Mass., Burlington, Vt., Portland and Bangor, Maine. "Patriots All-Access" features exclusive behind-the-scenes access and in-depth weekly features on Patriots players and personnel. Hosted by WBZ's Steve Burton, the show features weekly sit-downs with Bill Belichick, including the popular "Belestrator" segment where the coach breaks down upcoming opponents.

"Patriots All-Access" airs Fridays from 7-8 p.m. on **WBZ-TV** and Sunday from 9-10 a.m. on **myTV38** in Boston. **Check local listings for airtime.**

Check your local listings for airtime.



## TOTALLY PATRIOTS



Totally Patriots is a unique, one-of-a-kind Patriots show aimed for the next generation of Patriots fans. This weekly, youth-oriented football show allows school-aged fans unprecedented access to their favorite players, enabling them to ask questions in a relaxed informal setting.

## PATRIOTS TODAY AND PATRIOTS THIS WEEK

**PATRIOTS TODAY:** Available daily at Patriots.com.

**PATRIOTS THIS Week:** Insider information. Passionate debate. Timely analysis. That's what "Patriots This Week" delivers. The show, hosted by Bob Socci with former Patriots Scott Zolak and Matt Chatham, is a fast-paced, half-hour of football talk. From breaking down the previous contest to game planning the next opponent, there's no better way to get ready for football than "Patriots This Week" — every Friday night at 10:30 p.m. on Comcast SportsNet

## PATRIOTS.COM

### NEWS

Patriots.com features daily updates and exclusive content from the writers of Patriots Football Weekly, offering everything from breaking news to player features and the popular "Ask PFV" postings.

### VIDEO

The first professional sports team website to offer streaming video provides Patriots fans with a variety of exclusive video content. Visitors can choose their channel and watch exclusive video from news to cheerleaders. Patriots.com also features video of every Patriots press conference, including postgame press conferences and Coach Belichick's weekday media updates.

### AUDIO

Patriots Web Radio programming is available exclusively on Patriots.com beginning at noon each day, Monday through Friday. Kicking off the programming lineup is PFW In Progress, a daily online program that features candid commentary from the writers of Patriots Football Weekly. Following PFW In Progress is Patriots Playbook, hosted by John Rooke, featuring items from around the NFL. Fantasy Football Champs and Football Nation round out the Patriots.com radio lineup. Patriots.com also offers streaming audio of every Patriots press conference, as well as archives of Patriots.com Radio shows and exclusive podcasts.

## PATRIOTS MONDAY ON WEEI

WEEI Sports Radio broadcasts Patriots Monday each week, offering fans unique insight and analysis from Coach Belichick and Tom Brady in addition to other Patriots players. WEEI will broadcast Patriots Monday live from Gillette Stadium each Monday, kicking off with Dennis & Callahan at 6 a.m.

## PATRIOTS FRIDAY ON WAAF

WAAF broadcasts Patriots Friday each week, offering fans a look ahead at the weekend's game, match ups and rivalries. Various Patriots players will be featured on air. WAAF will broadcast Patriots Fridays each week throughout the season with Greg Hill from the Hill-Man Morning Radio Show.

## 98.5 THE SPORTS HUB PATRIOTS RADIO NETWORK

98.5 The Sports Hub is the Patriots' flagship station, broadcasting every Patriots game across its FM radio network and featuring broadcasting duo Bob Socci and Scott Zolak. Three hours prior to kickoff, during halftime and after the game, Marc Bertrand and Chris Gasper will be serving up all the pregame and postgame news and notes, including live sound from the postgame press conferences.



### FLAGSHIP STATION

WBZ-FM...Boston	98.5 FM
<b>Massachusetts</b>	
WBZ-FM...Boston	98.5 FM
WAQY...Springfield	102.1 FM
WBEC...Pittsfield	1420 AM
WPKZ...Fitchburg	1280 AM
WNAW...North Adams	1230 AM
WBSM...New Bedford	1420 AM
WPVQ...Greenfield	95.3 FM
WSAR...Fall River	1480 AM
WWFX...Worcester	100.1 FM
WXTK...Hyannis	95.1 FM
WMRC...Milford	1490 AM
<b>Maine</b>	
WBLM...Portland	102.9 FM
WEBB...Augusta	98.5 FM
WEZQ...Bangor	92.9 FM
WEGP...Presque Isle	1390 AM

### Connecticut

WTIC...Hartford	1080 AM
WINY...Putnam	1350 AM
WMOS...New London	102.3 FM
WGCH...Greenwich	1490 AM
WINE...Brookfield	940 AM

### New Hampshire

WFNQ...Nashua	106.3 FM
WPKQ...North Conway	103.7 FM
WSAK...Hampton	102.1 FM
WSHK...Portsmouth/Dover	105.3 FM
WNNH...Concord	99.1 FM
WLNH...Laconia	98.3 FM
WEMJ...Laconia	1490 AM
WINQ...Keene	98.7 FM
WXXX...Lebanon	100.5 FM

### Vermont

WCPV...Burlington	101.3 FM
WDVT...Rutland	94.5 FM
WIKE...Newport	1490 AM
WKVT...Brattleboro	92.7 FM
WRFK...Barre/Montpelier	107.1 FM
WSTJ...St. Johnsbury	1340 AM

### Rhode Island

WPRO...Providence	630 AM
WEAN...Providence	99.7 FM

### New York

WINU...Albany	104.9 FM
WENU...Glens Falls	1410 AM
WHTK...Rochester	1280 AM





# WINNINGEST PRO SPORTS TEAM SINCE 1994

## PATRIOTS ARE SECOND WINNINGEST PRO SPORTS FRANCHISE SINCE 1994

Since the 1994 season, the Patriots have won 69.0 percent of their regular season games (238-107), compiling the highest winning percentage in major American professional sports over that period. Since 1994, there have been 145 franchises that have fielded teams in the five major American sports leagues (NFL, MLB, NBA, NHL and MLS).

### HIGHEST WINNING PERCENTAGE IN MAJOR AMERICAN PROFESSIONAL SPORTS, 1994-PRESENT

(Regular Season – Includes National Football League, Major League Baseball, National Basketball Association, National Hockey League and Major League Soccer)

Records updated through games of November 16, 2015

Rk	Team	Lg	W	L	T/OTL	Pct.
1	<b>New England Patriots</b>	<b>NFL</b>	<b>238</b>	<b>107</b>	<b>0</b>	<b>0.690</b>
2	San Antonio Spurs	NBA	1154	530	0	0.685
3	Detroit Red Wings	NHL	931	436	223	0.656
4	Green Bay Packers	NFL	222	122	1	0.645
5	Pittsburgh Steelers	NFL	217	128	1	0.629
6	Los Angeles Lakers	NBA	1029	656	0	0.611
7	Denver Broncos	NFL	210	135	0	0.609
8	Indianapolis Colts	NFL	209	136	0	0.606
9	New Jersey Devils	NHL	844	528	217	0.599
10	Seattle Sounders FC	MLS	109	67	54	0.591
11	New York Yankees	MLB	2057	1436	0	0.589
12	Dallas Stars	NHL	827	546	217	0.588
13	Colorado Avalanche/Quebec Nordiques	NHL	821	562	206	0.581
13	Utah Jazz	NBA	978	706	0	0.581
13	Philadelphia Flyers	NHL	793	539	244	0.581
16	Dallas Mavericks	NBA	970	715	0	0.576
17	Miami Heat	NBA	955	718	0	0.571
17	St. Louis Blues	NHL	795	570	224	0.571
19	Phoenix Suns	NBA	959	725	0	0.569
19	Oklahoma City/Seattle Thunder	NBA	958	727	0	0.569
21	Los Angeles Galaxy	MLS	295	210	123	0.568
22	Boston Bruins	NHL	774	570	244	0.564
22	Atlanta Braves	MLB	1972	1524	0	0.564
24	Pittsburgh Penguins	NHL	798	599	191	0.563
25	San Jose Sharks	NHL	785	587	217	0.562
26	Houston Rockets	NBA	942	743	0	0.559
27	Vancouver Canucks	NHL	775	589	227	0.558
28	Indiana Pacers	NBA	934	750	0	0.555
29	Philadelphia Eagles	NFL	190	153	1	0.554
30	Ottawa Senators	NHL	768	599	223	0.553
31	Washington Capitals	NHL	763	607	217	0.549
32	Nashville Predators	NHL	614	497	173	0.546
33	Baltimore Ravens	NFL	170	142	1	0.545
34	Boston Red Sox	MLB	1903	1595	0	0.544
35	St. Louis Cardinals	MLB	1898	1597	0	0.543
35	Montreal Canadiens	NHL	753	617	221	0.543
37	San Francisco 49ers	NFL	186	158	1	0.541
38	Minnesota Wild	NHL	530	439	161	0.540
38	Portland TrailBlazers	NBA	910	776	0	0.540
38	New York Rangers	NHL	758	632	200	0.540
41	Anaheim Ducks	NHL	746	623	221	0.539
42	Chicago Blackhawks	NHL	734	616	231	0.537
43	Dallas Cowboys	NFL	184	161	0	0.533
44	Los Angeles Dodgers	MLB	1862	1635	0	0.532
44	Minnesota Vikings	NFL	183	161	1	0.532
46	Houston Dynamo	MLS	123	104	95	0.530
47	Los Angeles/Anaheim/CA Angels	MLB	1850	1649	0	0.529
48	Buffalo Sabres	NHL	733	644	212	0.528
48	Seattle Seahawks	NFL	182	163	0	0.528
50	Chicago Fire	MLS	230	200	135	0.527

**NOTES:** This analysis uses NFL rules when calculating winning percentage, counting ties as a half-win and a half-loss. For NHL teams, overtime losses (OTL) and ties from 2001-2004 (the NHL abolished ties in 2005-2006 and instituted a shootout system) are counted as ties when calculating winning percentage.

### HIGHEST WINNING PERCENTAGE AMONG BOSTON-AREA MAJOR PROFESSIONAL SPORTS TEAMS, 1994-PRESENT

(Rankings listed below are each team's overall ranking among the 145 major American pro sports teams)

Records updated through games of November 16, 2015

Rank	Team	Lg.	W	L	T/OTL	Pct.
1	<b>New England Patriots</b>	<b>NFL</b>	<b>238</b>	<b>107</b>	<b>0</b>	<b>0.690</b>
22	Boston Bruins	NHL	774	570	244	0.564
34	Boston Red Sox	MLB	1903	1595	0	0.544
87	Boston Celtics	NBA	825	858	0	0.490
99	New England Revolution	MLS	239	267	123	0.478