



Miami Dolphins Weekly Release

Game 7: Miami Dolphins (3-3) at New England Patriots (6-0)
Thursday, Oct. 29 • 8:25 p.m. ET • Gillette Stadium • Foxborough, Mass.



TABLE OF CONTENTS

2015 MIAMI DOLPHINS SEASON SCHEDULE	4-5
STEPHEN ROSS BIO	6
DAN CAMPBELL BIO	7
2015 MIAMI DOLPHINS OFFENSIVE/SPECIAL TEAMS COACHES BIOS	8
2015 MIAMI DOLPHINS DEFENSIVE/STRENGTH COACHES BIOS	9
GAME INFORMATION	10-11
MIAMI DOLPHINS 50TH SEASON ALL-TIME TEAM	12-13
2015 NFL RANKINGS	14
2015 DOLPHINS LEADERS AND STATISTICS	15
WHAT TO LOOK FOR IN 2015/WHAT TO LOOK FOR AGAINST NEW ENGLAND	16-17
DOLPHINS PLAYERS VS. TEXANS/DOLPHINS-TEXANS SERIES FAST FACTS	18
DOLPHINS RANKINGS	19
DOLPHINS RECORD BOOK	20
THE LAST TIME THEY MET...	21
LAST WEEK VS...	22-23
POSITION-BY-POSITION BREAKDOWN	24-26
2015 MIAMI DOLPHINS OFF-SEASON RECAP	27
TEAM NOTES/INDIVIDUAL PLAYER NOTES	28-34
DOLPHINS REGULAR SEASON SCHEDULE NOTES	35-36
SUN LIFE STADIUM MODERNIZATION OVERVIEW	37-38
MIAMI DOLPHINS IN THE COMMUNITY THIS OFF-SEASON	39
MIAMI DOLPHINS UNVEIL 50TH SEASON CELEBRATIONS	40
DOLPHINS ON THE AIR THIS SEASON	41
MIAMI DOLPHINS MEDIA WORKROOM ACCESS/PARKING INFO	42
GAME RECAPS	43-52
2015 MIAMI DOLPHINS TRANSACTIONS	53-54
2015 MIAMI DOLPHINS NUMERICAL ROSTER	55
2015 MIAMI DOLPHINS ALPHA ROSTER	56
2015 MIAMI DOLPHINS TENTATIVE DEPTH CHART/PRONUNCIATION GUIDE	57
2015 SUPPLEMENTAL STATS	
2015 UPDATED PLAYER BIOS	



NFL IMPORTANT DATES

MID-JULY

NFL Training
Camps Open

SEPTEMBER 10, 13-14

Kickoff Weekend
2015

OCTOBER 4

International Series
(London)
(Miami vs. N.Y. Jets)

NOVEMBER 3

All trading ends at
4 p.m. New York
Time

JANUARY 9-10

Wildcard Playoff
Games

JANUARY 16-17

Divisional Playoff
Games

JANUARY 24

AFC and NFC
Championship
Games

JANUARY 31

Pro Bowl
Honolulu, Hawaii


FEBRUARY 7

Super Bowl 50
Santa Clara, Calif.


AUG SEP

13	
	@ Chicago Bears
	Soldier Field
	Chicago 27, Miami 10

3	
	Tampa Bay Buccaneers
	Sun Life Stadium
	Tampa Bay 22, Miami 17

22	
	@ Carolina Panthers
	Bank of America Stadium
	Carolina 31, Miami 30

13	
	@ Washington Redskins
	FedExField
	Miami 17, Washington 10

29	
	Atlanta Falcons
	Sun Life Stadium
	Miami 13, Atlanta 9

20	
	@ Jacksonville Jaguars
	EverBank Field
	Jacksonville 23, Miami 20

WFOR-TV, CBS4 will once again be the preseason home of the Dolphins as each of the four preseason contests will be shown on the CBS affiliate in the Miami-Ft. Lauderdale market. All preseason games will also be heard on WBGG 105.9FM and WINZ 940AM in Miami as well as across the Dolphins Radio Network.

27	
	Buffalo Bills
	Sun Life Stadium
	Buffalo 41, Miami 14



PRESEASON

REGULAR SEASON — AWAY

REGULAR SEASON — HOME

OCT NOV DEC/JAN

4		
	New York Jets	
	Wembley Stadium	
	New York 27, Miami 14	

8**		
	@ Buffalo Bills	
	Ralph Wilson Stadium	
	CBS	1:00 P.M.

6**		
	Baltimore Ravens	
	Sun Life Stadium	
	CBS	1:00 P.M.

11		
Bye Week		

15**		
	@ Philadelphia Eagles	
	Lincoln Financial Field	
	CBS	1:00 P.M.

14		
	New York Giants	
	Sun Life Stadium	
	ESPN	8:30 P.M.

18**		
	@ Tennessee Titans	
	LP Field	
	Miami 38, Tennessee 10	

22**		
	Dallas Cowboys	
	Sun Life Stadium	
	FOX	1:00 P.M.

20**		
	@ San Diego Chargers	
	Qualcomm Stadium	
	CBS	4:25 P.M.

25**		
	Houston Texans	
	Sun Life Stadium	
	Miami 44, Houston 26	

29**		
	@ New York Jets	
	MetLife Stadium	
	CBS	1:00 P.M.

27**		
	Indianapolis Colts	
	Sun Life Stadium	
	CBS	1:00 P.M.

29		
	@ New England Patriots	
	Gillette Stadium	
	CBS/NFLN	8:25 P.M.

** Games whose starting time can potentially be moved, including to 8:20 p.m. Sunday on NBC-TV.

All Dolphins home and away games can be heard on WBGG-FM (Big 105.9) and WINZ-AM (940 – The Sports Animal), the flagship stations of the Miami Dolphins Radio Network, Dolphins.com and throughout South and Central Florida on the more than 12 stations that make up The Miami Dolphins Radio Network. In addition to the game broadcasts, a two-hour pregame and a two-hour postgame show rounds out "Dolphins Game Day Live" coverage on WBGG, WINZ, the Miami Dolphins Radio Network and Dolphins.com.

3**		
	New England Patriots	
	Sun Life Stadium	
	CBS	1:00 P.M.



Stephen Ross

Chairman of the Board/ Managing General Partner

COLLEGE: MICHIGAN
NFL: EIGHTH SEASON
DOLPHINS: EIGHTH SEASON

Stephen M. Ross, Chairman and Founder of Related Companies – an international real estate firm – began his ownership interest in the Miami Dolphins in February of 2008 when he became a 50 percent partner with H. Wayne Huizenga in the team, Sun Life Stadium and the surrounding developable land. He increased that share to a 95 percent ownership of the team and the stadium on January 20, 2009 and assumed the responsibility of Managing General Partner of both the Dolphins and the stadium, which culminated one of his long-held dreams; Mr. Ross grew up in South Florida and the Dolphins have been a lifetime passion for him.

Under Mr. Ross' leadership, the Dolphins have become one of the most fan-friendly teams in the National Football League. They have significantly expanded the Miami Dolphins Foundation's presence in the South Florida community with a host of new civic and charitable initiatives. Additionally, Mr. Ross reached a unique agreement with Miami-Dade County in June of 2014 to modernize the home stadium of the Miami Dolphins. Phase I of the project involves changing every seat in the stadium and rebuilding the concourses on the 100 and 300 levels. Every seat in the stadium will be brand new and fans will notice improved food and enhanced concourses throughout the entire facility. Phase II will involve the installation of a state-of-the-art canopy that will keep as many as 91 percent of the spectators in the shade and protected from the rain, depending on the time of the day and the month, and four giant high-definition video boards, as well as upgrading the concourse at the 200 level. Also, Mr. Ross has lived up to his pledge to provide the coaches, staff and players all of the necessary resources to build a winning team, including a multi-million dollar renovation of the club's training facility over the past two seasons.

In 2012, Mr. Ross and Matt Higgins founded RSE Ventures, a multi-national sports and entertainment venture firm with a focus on new technologies. Today, RSE Ventures owns and operates a diverse group of companies in four interrelated verticals: Sports, Entertainment, Digital, and New Ventures. In addition to building businesses, RSE also actively invests in early stage companies through its partnership with marketing expert and serial entrepreneur, Gary Vaynerchuk. In the summer of 2013, RSE revolutionized the international soccer landscape by organizing the Guinness International Champions Cup, an innovative transformation of the traditional European club preseason tours into a competitive tournament which has attracted hundreds of millions of viewers. The championship game of the tournament is held at Sun Life Stadium.

Mr. Ross, a resident of Palm Beach and New York, formed Related in 1972. Today, the company is considered one of the most successful privately owned real estate firms in the United States, with expertise in fund management, development, acquisitions, property management, marketing and sales. Related is one of the largest owners of affordable housing, has real estate assets valued at \$20 billion and has developed over \$22 billion in real estate assets including the landmark Time Warner Center and Hudson Yards development in New York City, and CityPlace in West Palm Beach.

Mr. Ross graduated from the University of Michigan with a Bachelor of Business Administration degree and from Wayne State University Law School with a Juris Doctor degree. He later received a Master of Laws in Taxation from New York University School of Law. In 2004, the University of Michigan renamed its business school the Stephen M. Ross School of Business at the University of Michigan and in 2011, the school awarded him an honorary Doctor of Laws degree at its commencement.

Mr. Ross is Chairman of the Board of Directors of Equinox Holdings, Inc., and serves on the Executive Committee and is a trustee of Lincoln Center. In addition, he is a trustee of New York-Presbyterian Hospital and the Guggenheim Foundation. He also is a director on the board of the Culture Shed and the Jackie Robinson Foundation and Chair Emeritus of the Real Estate Board of New York (REBNY), the city's leading real estate trade association. Mr. Ross is also a director on the board of the World Resources Institute (WRI) and recently established the WRI Ross Center for Sustainable Cities, an innovative new initiative to integrate urban planning, sustainable transport, energy and climate change, water resources, and governance.

Over the years, Mr. Ross has received numerous honors for his business, civic, and philanthropic activities. Most recently, he was named a New York Power Player by the New York Times, the Most Powerful Person in New York Real Estate by the New York Observer, Multi-Family Property Executive of the Year by Commercial Property News, and Housing Person of the Year by the National Housing Conference. He also received The National Building Museum Honor Award, REBNY's Harry B. Helmsley Distinguished New Yorker Award and the Jack D. Weiler Award from United Jewish Appeal. Crain's New York named Mr. Ross one of the 100 Most Influential Leaders in Business and he was recognized by NYC & Company with their Leadership in Tourism Award.

In May of 2013, Mr. Ross pledged to give more than half of his estate to philanthropic causes and charitable organizations, including South Florida based institutions. The commitment was made through the Giving Pledge, a long-term global initiative created by Warren Buffett and Bill and Melinda Gates that aims to inspire deeper engagement in philanthropy and increase charitable giving globally.

In February of 2014, Mr. Ross spearheaded a white paper with the NYU Sports and Society program, headed by University Professor Arthur R. Miller and NYU Law Dean and founder of the Sports and Society Program Trevor Morrison, examining the phenomenon of intolerant behavior in sports, and proposing a comprehensive range of initiatives focused on youth athletics to combat them. Mr. Ross is working with Morrison, Miller a team of NYU Law faculty, alumni, and students, as well as faculty affiliated with NYU to work on a range of linked projects examining the issue.





Dan Campbell Interim Head Coach

COLLEGE: TEXAS A&M
NFL: 16TH SEASON
DOLPHINS: FIFTH SEASON

PRO CAREER

Dan Campbell became the 11th head coach in Dolphins history when he was named the interim head coach on October 15, 2015. He became the third interim head coach in Dolphins history, following Jim Bates in 2004 and Todd Bowles in 2011.

At 39 years old, Campbell is the youngest head coach in the NFL. That distinction previously belonged to 43-year-old Mike McCoy of the San Diego Chargers. He also is the youngest head coach in Dolphins history. He took that title from Don Shula, who was 40 when he was hired in 1970. Additionally, he is one of nine NFL head coaches with NFL playing experience, and his 11 years in the league are second only to the 14 years of Dallas' Jason Garrett. The other NFL head coaches who played in the league: Bowles of the New York Jets (eight seasons), Ken Whisenhunt of the Tennessee Titans (8), Gary Kubiak of the Denver Broncos (9), Jack Del Rio of the Oakland Raiders (11), Ron Rivera of the Carolina Panthers (9), Sean Payton of the New Orleans Saints (1), and Jeff Fisher of the St. Louis Rams (5). It should be noted that Payton's NFL playing experience consisted of three games as a strike replacement player with the Chicago Bears in 1987.

Campbell served as Miami's tight ends coach for five seasons (2011-15). He originally joined the Dolphins prior to the 2010 season as a coaching intern/offense.

Campbell joined the Dolphins after 11 years of playing experience with the New York Giants (1999-2002), Dallas Cowboys (2003-05), Detroit Lions (2006-08) and New Orleans Saints (2009). A third-round selection of the Giants in the 1999 NFL draft, the former tight end appeared in a total of 114 games with 75 starts and caught 91 passes for 934 yards and 11 touchdowns.

Career record: 2-0.

PERSONAL

Campbell attended Texas A&M where he was a four-year letterwinner and agricultural development major. A native of Clifton, Texas, Campbell and his wife, Holly, have a son, Cody and a daughter, Piper.





2015 MIAMI DOLPHINS OFFENSIVE AND SPECIAL TEAMS COACHES



BILL LAZOR
OFFENSIVE COORDINATOR
Born June 14, 1972, Scranton, Pa.
Quarterback Cornell 1990-93. No pro playing experience. College coach: Cornell 1994-2000, Buffalo 2001-02, Virginia 2010-12. Pro coach: Atlanta Falcons 2003, Washington Redskins 2004-07, Seattle Seahawks 2008-09, Philadelphia Eagles 2013, joined Dolphins in 2014.



JOHN BENTON
OFFENSIVE LINE
Born December 13, 1963, Los Angeles, Calif.
Offensive lineman Colorado State 1986-90. No pro playing experience. College coach: California University (Pa.) 1990-94, Colorado State 1996-2003. Pro coach: St. Louis Rams 2004-05, Houston Texans 2006-13, joined Dolphins in 2014.



JACK BICKNELL JR.
ASSISTANT OFFENSIVE LINE
Born February 7, 1963, North Plainfield, N.J.
Center Boston College 1981-85. No pro playing experience. College coach: Boston College 1985-86, 2007-08, New Hampshire 1987-96, Louisiana Tech 1997-2006. Pro coach: New York Giants 2009-11, Kansas City Chiefs 2012, Pittsburgh Steelers 2013, joined Dolphins in 2014.



BEN JOHNSON
TIGHT ENDS
Born May 11, 1986, Charleston, S.C.
Quarterback North Carolina 2004-08. No Pro playing experience. College coach: Boston College 2010-11. Pro coach: Joined Dolphins in 2012.



BEN MARTIN
OFFENSIVE ASSISTANT
Born May 3, 1983, Danvers, Mass.
Offensive lineman Trinity 2002-05. No Pro playing experience. College coach: Curry College (MA) 2007, Merrimack College (MA) 2008-09, Texas A&M 2010-11, Princeton 2012, Wagner 2013. Pro coach: Joined Dolphins in 2014.



AL SAUNDERS
SENIOR OFFENSIVE ASSISTANT
Born February 1, 1947, London, England.
Defensive back San Jose State 1966-68. No Pro playing experience. College coach: USC 1970-71, Missouri 1972, Utah State 1973-75, California 1976-81, Tennessee 1982. Pro coach: San Diego Chargers 1983-88, Kansas City Chiefs 1989-98, St. Louis Rams 1999-00, Chiefs 2001-05, Washington Redskins 2006-07, Rams 2008, Baltimore Ravens 2009-10, Oakland Raiders 2011-14, Joined Dolphins in 2015.



MIKE WAHLE
ASSISTANT TIGHT ENDS
Born March 29, 1977, Portland, Ore.
Offensive lineman Navy 1995-98. Pro offensive lineman Green Bay 1998-04, Carolina 2005-07, Seattle 2008. No college coaching. Pro coach: Joined Dolphins in 2015.



PHIL MCGEOGHAN
ASSISTANT WIDE RECEIVERS
Born July 8, 1979, in Springfield, Mass.
Wide receiver Maine 1998-2000. Pro wide receiver Denver Broncos 2001. College coach: Maine 2007, Naval Academy Prep 2008, South Florida 2009-11. Pro coach: Joined Dolphins in 2012.



JEFF NIXON
RUNNING BACKS
Born October 16, 1974, Rochester, Pa.
Running back West Virginia 1993-94, Penn State 1996. No pro playing experience. College coach: Penn State 1997, Princeton 1998, Shippensburg 1999-2002, Tennessee-Chattanooga 2003-05, Temple 2006. Pro Coach: Philadelphia Eagles 2007-10, joined Dolphins in 2011.



KEN O'KEEFE
SENIOR OFFENSIVE ASSISTANT
Born August 18, 1953, Milford, Conn.
No pro playing experience. College coach: New Haven 1976-77, Allegheny 1986-97, Fordham 1998, Iowa 1999-2011. Pro coach: Joined Dolphins in 2012.



ZAC TAYLOR
QUARTERBACKS
Born May 10, 1983, Norman, Okla.
Quarterback Nebraska 2005-06. Pro quarterback Tampa Bay Buccaneers 2007. College coach: Texas A&M 2011. Pro coach: Joined Dolphins in 2012.



DARREN RIZZI
**ASSISTANT HEAD COACH/
SPECIAL TEAMS COORDINATOR**
Born July 21, 1970, Hillsdale, N.J.
Tight end Rhode Island 1988-91. College coach: Rhode Island 1992, Colgate 1993, New Haven 1993-97, Northeastern 1998, New Haven 1999-2001 (head coach), Rutgers 2002-07, Rhode Island 2008 (head coach). Pro coach: Joined Dolphins in 2009.



MARWAN MAALOUF
ASSISTANT SPECIAL TEAMS
Born November 26, 1976, Strongsville, Ohio.
Guard Baldwin Wallace 1997-99. No pro playing experience. College coach: Baldwin Wallace 2000, Fordham 2001, Rutgers 2002-03. Pro coach: Cleveland Browns 2004-06, Baltimore Ravens 2008-11, Indianapolis Colts 2012, joined Dolphins in 2013.



2015 MIAMI DOLPHINS DEFENSIVE AND STRENGTH AND CONDITIONING COACHES



LOU ANARUMO

DEFENSIVE COORDINATOR

Born August 18, 1966, Staten Island, N.Y. Attended Wagner. No college or pro playing experience. College coach: U.S. Merchant Marine Academy 1989-90, 1992-94, Wagner 1990, Syracuse 1990-91, Harvard 1995-2000, Marshall 2001-03, Purdue 2004-11. Pro coach: Joined Dolphins in 2012.



BLUE ADAMS

ASSISTANT DEFENSIVE BACKS

Born October 15, 1979, Miami, Fla. Defensive back Cincinnati 1998-2003. Pro defensive back New York Giants/Jacksonville Jaguars 2003, Rhein Fire 2004, Tampa Bay Buccaneers 2005-06, Cincinnati Bengals 2007. College coach: Purdue 2010, Northern Iowa 2011. Pro coach: Joined Dolphins in 2012.



CHARLIE BULLEN

ASSISTANT DEFENSIVE LINE

Born September 28, 1984, Palatine, Ill. Attended Iowa. No college or pro playing experience. College coach: Iowa 2007-11. Pro coach: Joined Dolphins in 2012.



JEFF BURRIS

ASSISTANT DEFENSIVE BACKS

Born June 6, 1972, Rock Hill, S.C. Defensive back Notre Dame 1990-93. Pro defensive back Buffalo Bills 1994-97, Indianapolis Colts 1998-2001, Cincinnati Bengals 2002-03. College coach: Massachusetts 2012. Pro Coach: Sacramento Mountain Lions (UFL) 2011, joined Dolphins in 2013.



DAVID CORRAO

ASSISTANT LINEBACKERS

Born June 11, 1974, Mission Viejo, Calif. Running back San Diego 1992. No pro playing experience. College coach: Syracuse 2000-03, Northeastern 2004, Mississippi 2005-07. Pro coach: Joined Dolphins in 2008.



MARK DUFFNER

LINEBACKERS

Born July 19, 1953, Annandale, Va. Defensive lineman William & Mary 1972-74. No pro playing experience. College coach: Ohio State 1975-76, Cincinnati 1977-80, Holy Cross 1981-91 (HC 1986-91), Maryland 1992-96 (HC). Pro coach: Cincinnati Bengals 1997-02, Green Bay Packers 2003-05, Jacksonville Jaguars 2006-13, joined Dolphins in 2014.



TERRELL WILLIAMS

DEFENSIVE LINE

Born June 19, 1974, Los Angeles, Calif. Nose guard East Carolina 1995-98. No pro playing experience. College coach: Fort Scott CC 1998, North Carolina A&T 1999-2001, Youngstown State 2002-03, Akron 2004-05, Purdue 2006-09, Texas A&M 2010-11, Florida 2015. Pro coach: Oakland Raiders 2012-14, joined Dolphins in 2015.



DARREN KREIN

HEAD STRENGTH & CONDITIONING

Born July 7, 1971, Aurora, Colo. Linebacker/defensive end Miami 1989-93. Pro linebacker San Diego Chargers 1994, Barcelona Dragons (NFL) 1996. Pro coach: Seattle Seahawks 1997-98, 2002-09, joined Dolphins in 2011.



DAVE PULOKA

ASST. STRENGTH AND CONDITIONING

Born January 12, 1979, Arlington, Mass. Linebacker Holy Cross 1997-2000. No pro playing experience. College coach: Stevens Institute of Technology 2005, Virginia 2006. Pro coach: Atlanta Falcons 2007, joined Dolphins in 2008.



JAY KAISER

ASSISTANT TO THE HEAD COACH

Born April 8, 1974, Liberal, Kansas. Attended Bethany. No college or pro playing experience. College coach: Bethany 1993-96, Northwest Missouri State 1997-98, Northern Iowa 1999, Toledo 2001, Kansas State 2002-08. Pro coach: Tampa Bay Buccaneers 2009-11, joined Dolphins in 2012.



WEEKLY INFORMATION

DOLPHINS VS. NEW ENGLAND

The Miami Dolphins (3-3) travel to face the New England Patriots (6-0) on Thursday at 8:25 p.m. ET at Gillette Stadium. The last time the two teams faced each other, the Patriots defeated the Dolphins, 41-13, at Gillette Stadium on Dec. 14, 2014. Miami holds a 52-47 series advantage, including 51-45 in the regular season and 1-2 in the playoffs.

DOLPHINS ON THE AIR

Television:	WFOR-TV (CBS 4 - Miami-Ft. Lauderdale), WINK-TV (Ft. Myers), WPEC-TV (West Palm Beach), NFL Network	
Broadcasters:	Jim Nantz - Play-By-Play	
	Phil Sims - Color Analyst	
	Tracy Wolfson - Sideline Reporter	
Radio:	DOLPHINS RADIO NETWORK CLEAR CHANNEL, WBGG 105.9-FM, WINZ 940-AM	 
Broadcasters:	Jimmy Cefalo - Play-By-Play	
	Bob Griese - Color Analyst	
	Joe Rose - Color Analyst	
	Kim Bokamper - Sideline Reporter	
Radio:	DOLPHINS SPANISH RADIO WNMA-1210 AM	
Broadcasters:	Raul Striker Jr. - Play-By-Play	
	Eduardo Martell - Color Analyst	



2015 AFC EAST STANDINGS

TEAM	W	L	PCT	PF	PA
Patriots	6	0	1.000	213	126
Jets	4	2	.667	152	105
Dolphins	3	3	.500	147	137
Bills	3	4	.429	176	173

Tuesday (10/27)	Wednesday (10/28)	Thursday (10/29)	Friday (10/30)	Saturday (10/31)	Sunday (11/1)	Monday (11/2)
<u>Bill Belichick Call</u> 1:45 p.m. <u>Players</u> 7:00 p.m. <u>Practice</u> 7:50 p.m. <u>Dan Campbell</u> 9:10 p.m.	<u>Practice</u> 1:50 p.m. <u>Players</u> 3:20 p.m. <u>Dan Campbell</u> 3:20 p.m. <u>Coordinators</u> 5:00/10 p.m. <u>Tom Brady Call</u> TBD	<u>Kickoff</u> at New England (8:25 p.m.)	TBD	TBD	TBD	TBD



SERIES HISTORY VS. NEW ENGLAND

MIAMI 52, NEW ENGLAND 47 (FORMERLY BOSTON)

11/27/66	BOSTON 20, AT MIAMI 14
10/15/67	AT BOSTON 41, MIAMI 10
12/17/67	AT MIAMI 41, BOSTON 32
11/24/68	MIAMI 34, AT BOSTON 10
12/8/68	AT MIAMI 38, BOSTON 7
11/9/69	MIAMI 17, AT BOSTON 16
11/30/69	BOSTON 38, MIAMI 23 (AT TAMPA)
9/20/70	AT BOSTON 27, MIAMI 14
12/6/70	AT MIAMI 37, BOSTON 20
10/17/71	AT MIAMI 41, NEW ENGLAND 3
12/5/71	AT NEW ENGLAND 34, MIAMI 13
11/12/72	AT MIAMI 52, NEW ENGLAND 0
12/3/72	MIAMI 37, AT NEW ENGLAND 21
9/30/73	AT MIAMI 44, NEW ENGLAND 23
10/28/73	MIAMI 30, AT NEW ENGLAND 14
9/15/74	AT NEW ENGLAND 34, MIAMI 24
12/15/74	AT MIAMI 34, NEW ENGLAND 27
9/28/75	MIAMI 22, AT NEW ENGLAND 14
12/1/75	AT MIAMI 20, NEW ENGLAND 7
9/19/76	AT NEW ENGLAND 30, MIAMI 14
10/31/76	AT MIAMI 10, NEW ENGLAND 3
11/13/77	AT MIAMI 17, NEW ENGLAND 5
12/11/77	AT NEW ENGLAND 14, MIAMI 10
10/22/78	AT NEW ENGLAND 33, MIAMI 24
12/18/78	AT MIAMI 23, NEW ENGLAND 3
10/21/79	AT NEW ENGLAND 28, MIAMI 13
11/29/79	AT MIAMI 39, NEW ENGLAND 24
10/12/80	AT NEW ENGLAND 34, MIAMI 0
12/8/80	AT MIAMI 16, NEW ENGLAND 13 (OT)
11/8/81	MIAMI 30, AT NEW ENGLAND 27 (OT)
12/6/81	AT MIAMI 24, NEW ENGLAND 14
12/12/82	AT NEW ENGLAND 3, MIAMI 0
1/8/83	*AT MIAMI 28, NEW ENGLAND 13
9/11/83	AT MIAMI 34, NEW ENGLAND 24
11/13/83	AT NEW ENGLAND 17, MIAMI 6
9/9/84	AT MIAMI 28, NEW ENGLAND 7
10/21/84	MIAMI 44, AT NEW ENGLAND 24
11/3/85	AT NEW ENGLAND 17, MIAMI 13
12/16/85	AT MIAMI 30, NEW ENGLAND 27
1/12/86	**NEW ENGLAND 31, AT MIAMI 14
10/5/86	AT NEW ENGLAND 34, MIAMI 7
12/22/86	NEW ENGLAND 34, AT MIAMI 27
9/13/87	AT NEW ENGLAND 28, MIAMI 21
12/28/87	NEW ENGLAND 24, AT MIAMI 10
11/6/88	AT NEW ENGLAND 21, MIAMI 10
11/20/88	NEW ENGLAND 6, AT MIAMI 3
9/17/89	MIAMI 24, AT NEW ENGLAND 10
12/10/89	AT MIAMI 31, NEW ENGLAND 10

SERIES HISTORY CONTINUED

9/9/90	MIAMI 27, AT NEW ENGLAND 24
10/18/90	AT MIAMI 17, NEW ENGLAND 10
10/6/91	MIAMI 20, AT NEW ENGLAND 10
11/10/91	AT MIAMI 30, NEW ENGLAND 20
10/18/92	AT MIAMI 38, NEW ENGLAND 17
12/27/92	MIAMI 16, AT NEW ENGLAND 13 (OT)
11/21/93	AT MIAMI 17, NEW ENGLAND 13
1/2/94	AT NEW ENGLAND 33, MIAMI 27 (OT)
9/4/94	AT MIAMI 39, NEW ENGLAND 35
10/30/94	MIAMI 23, AT NEW ENGLAND 3
9/10/95	MIAMI 20, AT NEW ENGLAND 3
11/12/95	NEW ENGLAND 34, AT MIAMI 17
9/1/96	AT MIAMI 24, NEW ENGLAND 10
11/3/96	AT NEW ENGLAND 42, MIAMI 23
11/23/97	AT NEW ENGLAND 27, MIAMI 24
12/22/97	NEW ENGLAND 14, AT MIAMI 12
12/28/97	*AT NEW ENGLAND 17, MIAMI 3
10/25/98	AT MIAMI 12, NEW ENGLAND 9 (OT)
11/23/98	AT NEW ENGLAND 26, MIAMI 23
10/17/99	MIAMI 31, AT NEW ENGLAND 30
11/21/99	AT MIAMI 27, NEW ENGLAND 17
9/24/00	AT MIAMI 10, NEW ENGLAND 3
12/24/00	MIAMI 27, AT NEW ENGLAND 24
10/7/01	AT MIAMI 30, NEW ENGLAND 10
12/22/01	AT NEW ENGLAND 20, MIAMI 13
10/6/02	AT MIAMI 26, NEW ENGLAND 13
12/29/02	AT NEW ENGLAND 27, MIAMI 24 (OT)
10/19/03	NEW ENGLAND 19, AT MIAMI 13 (OT)
12/7/03	AT NEW ENGLAND 12, MIAMI 0
10/10/04	AT NEW ENGLAND 24, MIAMI 10
12/20/04	AT MIAMI 29, NEW ENGLAND 28
11/13/05	NEW ENGLAND 23, AT MIAMI 16
1/1/06	MIAMI 28, AT NEW ENGLAND 26
10/8/06	AT NEW ENGLAND 20, MIAMI 10
12/10/06	AT MIAMI 21, NEW ENGLAND 0
10/21/07	NEW ENGLAND 49, AT MIAMI 28
12/23/07	AT NEW ENGLAND 28, MIAMI 7
9/21/08	MIAMI 38, AT NEW ENGLAND 13
11/23/08	NEW ENGLAND 48, AT MIAMI 28
11/8/09	AT NEW ENGLAND 27, MIAMI 17
12/6/09	AT MIAMI 22, NEW ENGLAND 21
10/4/10	NEW ENGLAND 41, AT MIAMI 14
1/2/11	NEW ENGLAND 38, AT MIAMI 7
9/12/11	NEW ENGLAND 38, AT MIAMI 24
12/24/11	AT NEW ENGLAND 27, MIAMI 24
12/2/12	NEW ENGLAND 23, AT MIAMI 16
12/30/12	AT NEW ENGLAND 28, MIAMI 0
10/27/13	AT NEW ENGLAND 27, MIAMI 17
12/15/13	AT MIAMI 24, NEW ENGLAND 20
9/7/14	AT MIAMI 33, NEW ENGLAND 20
9/7/14	AT NEW ENGLAND 41, MIAMI 13
* AFC PLAYOFF	
** AFC CHAMPIONSHIP	

COMMUNICATIONS DEPARTMENT

INTERVIEW REQUESTS

All interview requests for Miami Dolphins executives, coaches and players should go through the Dolphins Communications Department. These should be submitted no later than 24 hours in advance.



JASON JENKINS

Sr. VP, Communications and Community Affairs

O: 954-452-7174
M: 954-290-6864
JJenkins@dolphins.com



MATT TAYLOR

Director of Football Communications

O: 954-452-7179
M: 954-649-7505
MattTaylor@dolphins.com



THERESA MANAHAN

Communications Manager

O: 305-943-1451
M: 904-838-7160
TManahan@dolphins.com



GAYLE BADEN

Communications Coordinator

O: 954-452-7173
M: 954-610-8660
GBaden@dolphins.com



TIM AKINS

Communications Staff Assistant

O: 954-452-7187
M: 863-899-7915
TAkins@dolphins.com



JACKSON GASKINS

Communications Staff Assistant

O: 954-452-7047
M: 916-616-3978
JGaskins@dolphins.com



MIAMI DOLPHINS 50TH SEASON ALL-TIME TEAM

In conjunction with the Dolphins' 50th season celebration presented by Pepsi, voting took place to select the top 50 players in team history. Four different groups voted on the composition of the team, including fans, Dolphin alumni, South Florida media and a select blue ribbon panel. Each group's selections counted for 25 percent of the overall vote. Five players on the team will be announced each week leading up to home game vs. the New York Giants on Dec. 14 when the entire 50th team will be honored as part of a tribute to the 50 seasons of Dolphins football. The latest five members of the team were introduced on Tuesday, October 26 and they are:



JIM LANGER - C 1970-79



PAUL WARFIELD - WR 1970-74



BRENT GRIMES - CB 2013-Current



REGGIE ROBY - P 1983-92



RICKY WILLIAMS - RB 2002-03, 05, 07-10

PREVIOUS HONOREES

Players announced on Sept. 22: S Dick Anderson, WR Mark Clayton, WR Mark Duper, WR O.J. McDuffie and S Jake Scott
Players announced on Sept. 29: LB Nick Buoniconti, FB Larry Csonka, QB Bob Griese, TE Jim Mandich and QB Dan Marino
Players announced on Oct. 20: DE Doug Betters, LB Bryan Cox, OL Bob Kuechenberg, RB Tony Nathan and T Richmond Webb
Players announced on Oct. 27: DT Tim Bowens, DT Manny Fernandez, LG Larry Little, RB Mercury Morris, DE Bill Stanfill



TOP 50 DOLPHINS



Brent Grimes -- In his third season (2013-15) with the Dolphins...Started all 16 games each of his first two years in Miami...Tied for the team lead in interceptions with four INTs in 2013 and led Miami with five picks in 2014...Was named to the Pro Bowl both seasons as a Dolphin, becoming only the third Miami cornerback to be selected to the Pro Bowl squad.



Jim Langer -- Played ten years with the Dolphins (1970-79)... Was the center of the Dolphins' offensive line during the team's championship years in the 1970s...A six-time Pro Bowl selection, including five times as a starter (only Dan Marino was named to more Pro Bowl starts in Dolphin history)...Inducted into the Pro Football Hall of Fame...Selected to the Dolphins Honor Roll.



Reggie Roby -- Played ten seasons (1983-92) with the Dolphins...His 555 punts is the third highest total in Miami history and his 43.3 yards per kick average ranks third...In 1991 he led the NFL in punting a 45.7 yards per kick average...Only punter in Dolphins history to be named to two Pro Bowls...Was one of the first to use just two steps to get his kicks off more quickly, a technique that is now used by every punter in the NFL.



Paul Warfield -- Played five seasons with the Dolphins (1970-74)...An explosive threat from his wideout position on Miami's great Super Bowl teams in the 1970s...When he left the Dolphins he ranked first on Miami's all-time list in receiving yards and touchdowns... His 21.5 yards per reception is still the highest average in Dolphins history... Elected into the Pro Football Hall of Fame...Inducted into the Dolphins Honor Roll. Named to three Pro Bowls.



Ricky Williams -- Played seven seasons (2002-03, 05, 07-10) with the Dolphins... With 6,436 yards and 48 touchdowns rushing as a Dolphin, ranks second in team history in rushing yards and touchdowns...Set a Dolphins record in 2002 when he led the NFL in rushing with 1,853 yards...Followed that in 2003 with 1,372 yards and no one in Dolphins history has ever come within 100 yards of either of those totals.



2015 NFL REGULAR SEASON RANKINGS

OFFENSE

TOTAL	YDS/G	RUSH	YDS/G	PASS	YDS/G
1. SD	430.7	1. CAR	144.7	1. SD	343.6
2. NE	410.8	2. SEA	143.3	2. NE	327.2
3. CIN	410.3	3. NYJ	136.5	3. NO	297.1
4. ARZ	405.7	4. TB	133.7	4. HST	291.1
5. ATL	403.1	5. ATL	129.6	5. CIN	288.2
6. NO	395.9	6. MIN	128.3	6. ARZ	284.2
7. HST	383.6	7. DAL	127.7	7. DET	278.6
8. NYJ	378.5	8. GB	127.3	8. CLV	273.7
9. BLT	369.5	9. PIT	127.1	9. ATL	273.6
10. DAL	367.0	10. BUF	123.9	10. BLT	258.3
11. MIA	366.0	11. CIN	122.2	11. IND	257.7
12. GB	364.2	12. ARZ	121.5	12. OAK	254.3
13. CLV	364.1	13. SL	121.2	13. MIA	248.5
14. TB	363.8	14. MIA	117.5	14. NYG	247.9
15. SEA	357.4	15. PHI	114.4	15. JAX	246.1
16. PHI	353.1	16. CHI	112.0	16. NYJ	242
17. IND	351.3	17. BLT	111.2	17. WAS	241.3
18. OAK	351.0	18. SF	110.1	18. DEN	240.8
19. PIT	348.1	19. KC	106.3	19. KC	239.9
20. DET	346.6	20. TEN	102.5	20. DAL	239.3
21. KC	346.1	21. WAS	99.0	21. PHI	238.7
22. CAR	344.2	22. NO	98.7	22. GB	236.8
23. NYG	343.4	23. OAK	96.7	23. TB	230.2
24. JAX	342.7	24. JAX	96.6	24. CHI	225.7
25. BUF	340.6	25. NYG	95.6	25. TEN	223.8
26. WAS	340.3	26. IND	93.6	26. PIT	221
27. CHI	337.7	27. HST	92.4	27. BUF	216.7
28. TEN	326.3	28. CLV	90.4	28. SEA	214.1
29. DEN	325.8	29. SD	87.1	29. CAR	199.5
30. MIN	325.5	30. DEN	85.0	30. MIN	197.2
31. SL	298.8	31. NE	83.7	31. SF	185.4
32. SF	295.6	32. DET	68	32. SL	177.7

DEFENSE

TOTAL	YDS/G	RUSH	YDS/G	PASS	YDS/G
1. DEN	281.3	1. NYJ	71.5	1. DEN	192.2
2. NYJ	283.2	2. ATL	78.6	2. TEN	195.2
3. SEA	294.1	3. OAK	84.3	3. SEA	200
4. TEN	324.3	4. DEN	89.2	4. NYJ	211.7
5. TB	328.2	5. BUF	91.9	5. TB	219.5
6. ARZ	328.7	6. SEA	94.1	6. CHI	220
7. MIN	338.8	7. BLT	94.5	7. ARZ	224.2
8. DAL	339.3	8. PIT	99.7	8. CAR	229.8
9. CAR	339.8	9. DAL	101.3	9. SD	230.4
10. CHI	344.8	10. KC	103.4	10. WAS	232
11. BUF	347.3	11. JAX	103.6	11. MIN	232.8
12. SL	351.3	12. ARZ	104.5	12. GB	236.5
13. ATL	353.3	13. MIN	106	13. DAL	238
14. GB	355	14. SL	108.2	14. MIA	240.5
15. NE	358.7	15. TB	108.7	15. HST	242
16. PHI	360.4	16. CIN	109.2	16. CLV	242.1
17. WAS	360.4	17. PHI	109.9	17. SL	243.2
18. SD	362.6	18. CAR	110	18. NE	248.3
19. JAX	367.4	19. NE	110.3	19. PHI	250.6
20. KC	368	20. SF	113.3	20. BUF	255.4
21. MIA	369.8	21. NYG	113.4	21. CIN	261.5
22. CIN	370.7	22. GB	118.5	22. JAX	263.9
23. HST	370.9	23. IND	122.7	23. KC	264.6
24. PIT	376.6	24. DET	123.4	24. DET	268.9
25. BLT	380.7	25. CHI	124.8	25. ATL	274.7
26. OAK	388.2	26. WAS	128.4	26. NO	275.7
27. DET	392.3	27. HST	128.9	27. PIT	276.9
28. CLV	393.1	28. NO	129.1	28. IND	285.9
29. NYG	401.7	29. TEN	129.2	29. BLT	286.2
30. NO	404.9	30. MIA	129.3	30. NYG	288.3
31. SF	406	31. SD	132.1	31. SF	292.7
32. IND	408.6	32. CLV	151	32. OAK	303.8



2015 DOLPHINS LEADERS

Category	Player	Total	AFC Rank	NFL Rank
Pass Attempts	R. Tannehill	219	8	14
Pass Completions	R. Tannehill	137	8	15
Completion Percentage	R. Tannehill	62.6%	9	19
Yards Passing	R. Tannehill	1,628	7	15
Average Gain	R. Tannehill	7.43	10	16
Touchdown Passes	R. Tannehill	13	5	7
Touchdown Percentage	R. Tannehill	5.9%	5	7
Interception Percentage	R. Tannehill	3.2%	13	25
Rating	R. Tannehill	91.7	9	15
Fourth-Quarter Rating	R. Tannehill	81.7	11	24
Third-Down Rating	R. Tannehill	86.5	9	17
Rushing Yards	L. Miller	419	7	16
Rushing Yards	J. Gray	121	35	NR
Rushing Yards	J. Landry	77	39	NR
Third-and-1 Percentage	L. Miller	67.7	17t	26t
Receptions	J. Landry	36	11t	17t
Receptions	R. Matthews	26	27t	NR
Receiving Yards	R. Matthews	438	19	27
Receiving Yards	J. Landry	395	21	31
Receiving Yards	J. Cameron	223	45	NR
Third-Down Receptions	J. Landry	8	17	34t
Third-Down Receptions	J. Cameron	6	39t	NR
Scoring, non-kickers	J. Landry	26	14	21
Scoring, non-kickers	R. Matthews	24	15t	22t
Scoring, non-kickers	L. Miller	18	21t	37t
Scoring, non-kickers	R. Jones	12	41t	NR
Scoring, non-kickers	J. Stoneburner	12	41t	NR
Scoring, Kickers	A. Franks	31	12t	27t
Touchbacks	A. Franks	18	9t	19t
Yards from Scrimmage	L. Miller	572	12	20
Yards from Scrimmage	J. Landry	472	29	42
Yards from Scrimmage	R. Matthews	438	32	NR
First Downs	L. Miller	24	16t	29t
First Downs	J. Landry	21	21	34
First Downs	R. Matthews	20	31t	50t
Gross Punting Average	M. Darr	48.3	5	6
Net Punting Average	M. Darr	41.8	8	10
Punt Return Average	J. Landry	13.4	1	3
Interceptions	R. Jones	2	6t	11t
Interceptions	B. Grimes	2	6t	NR
Interceptions	Z. Bowman	1	24t	NR
Interceptions	B. McCain	1	24t	NR

2015 DOLPHINS STATISTICS

	DOLPHINS	OPPONENTS
TOTAL FIRST DOWNS	121	129
RUSHING	35	37
PASSING	73	78
PENALTY	13	14
3RD DOWN, MADE / ATT.	20/70	32/82
3RD DOWN PCT.	28.6%	39.0%
4TH DOWN, MADE / ATT.	1 / 10	1/4
4TH DOWN PCT.	10%	25.00%
POSSESSION AVG.	27:47	32:13
TOTAL NET YARDS	2,196	2,219
AVG. PER GAME	366.0	369.8
TOTAL PLAYS	368	413
AVG. PER PLAY	6.0	5.4
NET YARDS RUSHING	705	776
AVG. PER GAME	117.5	129.3
TOTAL RUSHES	132	190
NET YARDS PASSING	1,491	1,443
AVG. PER GAME	248.5	240.5
SACKED / YDS. LOST	16/151	11/76
GROSS YARDS	1,642	1,519
ATT. / COMPLETIONS	220/138	212/125
COMPLETION PCT.	62.7%	59.0%
HAD INTERCEPTED	7	6
PUNTS / AVG.	29/48.3	29/44.8
NET PUNTING AVG.	29 / 41.8	29 / 36.2
PENALTIES / YARDS	51 / 416	49 / 459
FUMBLES / BALL LOST	6/2	6/2
TOTAL TOUCHDOWNS	19	16
TD, RUSHING	3	4
TD, PASSING	13	11
TD, RETURNS	3	1



WHAT TO LOOK FOR IN 2015

BT BRANDEN ALBERT...

- Has played in 98 games and needs two to reach 100 in his career.
- Has started in 96 games and needs four to reach 100 in his career.

CB ZACK BOWMAN...

- Has played in 95 games and needs five to reach 100 in his career.
- Has recorded 167 total tackles and needs 33 to reach 200 in his career.
- Has recorded 13 interceptions and needs two to reach 15 in his career.

TE JORDAN CAMERON...

- Has recorded 147 receptions and needs three to reach 150 in his career.
- Has recorded 1,823 receiving yards and needs 177 to reach 2,000 in his career.
- Has recorded a career-long 81-yard reception, the longest reception by a tight end in the NFL since he entered the league in 2011.

LS JOHN DENNEY...

- Extending his consecutive games played streak, which currently stands at a franchise-record 166, having played in every game in his 11-year career.

CB BRENT GRIMES...

- Has played in 97 games and needs three to reach 100 in his career.
- Has recorded 24 interceptions and needs one to reach 25 in his career.

LB JELANI JENKINS...

- Becoming the second player in Dolphins history to record back-to-back 100 tackle-3.5 sack seasons since sacks became an official statistic in 1982, joining Bryan Cox who did it in the 1992-93 seasons. Last year, Jenkins recorded 108 tackles (81 solo), 3.5 sacks and two forced fumbles. Recorded career highs in total tackles (108), sacks (3.5) and forced fumbles (two).

WR GREG JENNINGS...

- Has recorded 562 receptions and needs 38 to reach 600 in his career.
- Has recorded 8,187 receiving yards and needs 813 to reach 9,000 in his career.

S RESHAD JONES...

- Has recorded 6.5 sacks in his career and needs 0.5 sacks to move into sole possession of the second-most sacks by a defensive back in franchise history. He currently is tied with Patrick Surtain.
- Needs an interception return for a touchdown to record three for his career and tie LB Zach Thomas for the most career interception returns for touchdowns in Dolphins history.
- Needs an interception return for a touchdown to record three for the 2015 season and set the team record for most interception returns for touchdowns in a season in Dolphins history. He is currently tied with six others with two interceptions returned for touchdowns in a single season.

WR JARVIS LANDRY...

- Recorded 84 receptions in his rookie season, setting a franchise record for most receptions in a season by a rookie. He has recorded 31 receptions so far in 2015 and now needs 16 receptions this season to surpass Davone Bess (130) for most receptions in their first two NFL seasons in franchise history.
- Recorded 84 receptions in his rookie season and has recorded 36 receptions so far in 2015. He now needs 47 receptions this season to surpass Brandon Marshall (167) for most receptions in a two-year span in Dolphins history.
- Notched five receiving touchdowns in his rookie season, tied with Andre Brown for second-most touchdown receptions by a rookie in franchise history. He needs five receptions this season to tie Chris Chambers and Mark Duper for second-most touchdown receptions in their first two NFL seasons in franchise history.

CB BRICE MCCAIN...

- Has played in 91 games and needs nine to reach 100 in his career.
- Has recorded nine interceptions and needs one to reach 10 in his career.

WR RISHARD MATTHEWS...

- Needs 10 receiving yards to set a new career high in a season (448 in 2013). He currently has 438 yards this season.

RB LAMAR MILLER...

- Rushed for 1,099 yards last season and needs another 1,000-yard rushing season to be the first Dolphins running back since Ricky Williams accomplished the feat in the 2002-03 seasons (2002 - 1,853 yards and 2003 - 1,372 yards) to record back-to-back 1,000-yard rushing seasons. Additionally, Miller would become the third player in Dolphins history to accomplish that feat, also joining Larry Csonka (1971 - 1,051 yards and 1972 - 1,117 yards).
- Has rushed for 2,477 yards and needs 523 to reach 3,000 in his career.
- Has recorded 85 receptions and needs 15 to reach 100 in his career.

LB KOA MISI...

- Has recorded 290 total tackles and needs 10 to reach 300 in his career.

DT EARL MITCHELL...

- Has recorded 181 total tackles and needs 19 to reach 200 in his career.

WR KENNY STILLS...

- Has recorded 1,719 receiving yards and needs 281 more to reach 2,000 in his career.
- Continuing to improve upon his 16.4 average yards per catch, which is ninth highest in the NFL since entering the league in 2013.

DT NDAMUKONG SUH...

- Has recorded 194 solo tackles and needs six to reach 200 in his career.
- Continuing to improve upon his 38 career sacks, which are tied for the most in the NFL among defensive tackles since entering the league in 2010.



WHAT TO LOOK FOR IN 2015

QB RYAN TANNEHILL...

- Continuing to improve upon his 12,880 career passing yards.
- Finished 2014 with 4,045 passing yards, becoming the first Dolphins quarterback since Dan Marino threw for 4,116 yards in 1992 to surpass 4,000 yards. It was the seventh time this feat has been accomplished in team history. Tannehill needs another 4,000-yard passing season this year to be the first player since Marino did it in three-straight seasons from 1984-86 to surpass 4,000 passing yards in back-to-back seasons.
- Finished 2014 with 27 passing touchdowns, the sixth-most in franchise history and the most since Dan Marino threw 30 touchdowns in 1994. He needs another 25-or-more passing touchdown season to do it in back-to-back years for the first time since Marino did it in five-straight seasons from 1984-88.
- Continuing to be the only quarterback in the NFL who has started at least 10 games in each of the past three seasons (2012-14) and has increased his season totals in each of the league's major statistical passing categories in each of those years, including passing yards (3,294 in 2012 to 3,913 in 2013 to 4,045 in 2014), touchdown passes (12 to 24 to 27) and passer rating (76.1 to 81.7 to 92.8).
- Extending his franchise-record streak for the third-straight season of completing 350-or-more passes in a season. Last year, he set a franchise record with 392 completions this season, surpassing Dan Marino's 385 completions in 1994. In 2013, he completed 355 passes. He became the first player in Dolphins history to complete 350-or-more passes in a season in back-to-back years.
- Becoming the first player in franchise history to record back-to-back seasons with a completion percentage of 65-or-more. Last year, he finished the season by completing a career-high 66.4 percent of his passes, the second-highest completion percentage in a season in franchise history.
- Needs 190 rushing yards to set the franchise record for most rushing yards by a quarterback in their career. He currently has 804 yards.
- Rushing for more than 200 yards for the fourth-straight season to become the first Dolphins quarterback to accomplish that feat. He currently is tied with David Woodley (1980-82) as the only two players having done this (2012 - 211 yards, 2012 - 238 yards and 2014 - 311 yards).
- Has started all 54 games in his career and needs eight more starts to surpass Jay Fiedler for third-most starts by a quarterback in Dolphins history (Dan Marino - 240 and Bob Griese - 152).

DE OLIVIER VERNON...

- Recorded 6.5 sacks last season, giving him 21.5 in his career, tied for the second most sacks for a player in their first three NFL seasons in franchise history. This season, he needs 7.0 sacks for the fourth-most and nine sacks for the third-most sacks by a player in their first four seasons with the Dolphins.

DE CAMERON WAKE...

- Has recorded 69.0 sacks in his career, the most sacks in franchise history for a player through their first six seasons with the team. He needs 2.5 sacks in 2015 to record the most sacks for a player in their first seven seasons with the Dolphins.

DOLPHINS-NEW ENGLAND OFFENSIVE COMPARISON

	MIA	RNK	NE	RNK
Yards/Game	366.0	11	410.8	2
Yards/Play	5.97	7	6.24	3
Rushing Yards/Game	117.5	14	83.7	31
Rushing Yards/Play	5.3	1	3.9	23
Passing Yards/Game	248.5	14	327.2	2
Passing Yards/Play	6.3	16	7.3	4
Interception Rate	3.2	23t	.4	1
Sacks/Pass Attempt	6.8	9	6.0	13
First Downs/Game	20.2	17	25	1
Punt Return Avg	13.1	5	9.8	11
Kickoff Return Avg	23.6	17	19.2	31
Field Goals Made Pct.	83.3	17	100.0	1t
3rd Down Pct	28.6	32	50.7	1
4th Down Pct	10.0	31	40.0	24t
Red Zone Pct	56.3	17	71.4	1t
Goal-To-Go Pct	60.0	22t	76.5	12
Avg Time of Possession	27:47	28	28:58	23
Points/Game	24.5	9	35.5	1

DOLPHINS-PATRIOTS DEFENSIVE COMPARISON

	MIA	RNK	NE	RNK
Yards/Game	369.8	21	358.7	15
Yards/Play	5.37	12	5.42	13
Rushing Yards/Game	129.3	30	110.3	19
Rushing Yards/Play	4.08	16	4.5	24
Passing Yards/Game	240.5	14	248.3	18
Passing Yards/Play	6.47	13	5.96	6
Interception Rate	2.83	10	2.62	14
Sacks/Pass Attempt	5.19	24	9.17	20
First Downs/Game	21.5	25	21.2	21
Punt Return Avg	9.2	18	5.5	6
Kickoff Return Avg	20.6	7	26.7	27
3rd Down Pct	39.0	18	42.9	28
4th Down Pct	25.0	4t	55.6	16
Red Zone Pct	58.8	20	64.7	28
Goal-To-Go Pct	88.9	31	66.7	11t
Points Allowed/Game	369.8	14	358.7	13
Point Differential/Game	10	13t	87	2
Yard Differential/Game	-3.8	15	52.1	5



DOLPHINS PLAYERS VS. PATRIOTS

PASSING

Player	G	A-C-I	Yds	Pct.	TD	Sk/Lst	Rtg
R. Tannehill	6	222-127-6	1,449	57.2	8	25/153	77.7
M. Moore	2	62-31-1	478	50.0	4	7/46	90.7

RUSHING

Player	G	Att.	Yds	Avg.	Lg	TD
L. Miller	6	65	269	4.1	18	0

RECEIVING

Player	G	Rec.	Yds	Avg.	Lg	TD
R. Matthews	6	14	174	12.4	28	0
L. Miller	6	11	74	6.7	13	1
G. Jennings	3	6	60	10.0	26	1
J. Landry	2	8	99	12.4	25	0
J. Cameron	1	9	121	13.4	21	1
K. Stills	1	3	64	21.3	34	1

KICKOFF RETURNS

Player	G	KOR	Yds	Avg.	Lg	TD
J. Landry	2	3	82	27.3	29	0
D. Williams	2	1	19	19.0	19	0

PUNT RETURNS

Player	G	PR	FC	Yds	Avg.	Lg	TD
J. Landry	2	4	3	56	14.0	32	0

KICKING

Player	G	FG	FGA	Lg	XP	XPA	KO	TB
A. Franks	0	0	0	-	0	0	0	0

PUNTING

Player	G	No.	Blk	Avg.	Lg	TB	I20	Net
M. Darr	0	0	0	-	-	0	0	-

DEFENSE

Player	G	UA	A	Tot	Sk	Yds	INT	PD	FF	FR
R. Jones	9	37	25	62	1.0	5	1	2	0	0
C. Wake	12	24	7	31	8.5	37.5	0	1	2	0
K. Misi	8	14	5	19	2.0	8	0	0	0	0
O. Vernon	6	10	7	17	2.0	9	0	0	0	0
B. Grimes	5	10	5	15	0.0	0	0	0	0	0
C. Mosley	6	5	4	9	1.5	10.5	0	2	0	0
J. Jenkins	3	7	1	8	0.0	0	0	0	0	0
N. Suh	2	7	1	8	1.0	3	0	0	0	0
D. Shelby	6	3	3	6	0.0	0	0	0	0	0

DOLPHINS-PATRIOTS SERIES FAST FACTS

DOLPHINS' LARGEST MARGIN OF VICTORY: 52 (DOLPHINS 52, PATRIOTS 0, 11/12/72 AT ORANGE BOWL)

PATRIOTS' LARGEST MARGIN OF VICTORY: 34 (PATRIOTS 34, DOLPHINS 0, 10/12/80 AT FOXBORO)

CURRENT SERIES STREAK: PATRIOTS 1 (12/14/14)

DOLPHINS' LONGEST WIN STREAK: 9 (9/17/89 – 11/21/93)

PATRIOTS' LONGEST WIN STREAK: 7, TWICE (1/12/86 – 11/20/88) AND (10/4/10-10/27/13)

MOST POINTS BY DOLPHINS: 52, PATRIOTS 0 (11/12/72 AT ORANGE BOWL)

MOST POINTS BY PATRIOTS: 49, DOLPHINS 28 (10/21/07 AT DOLPHIN STADIUM)

MOST POINTS, BOTH TEAMS: 77 (PATRIOTS 49, DOLPHINS 28, 10/21/07 AT DOLPHIN STADIUM)

FEWEST POINTS BY DOLPHINS: (FOUR TIMES) 0, PATRIOTS 34 (10/12/80 AT FOXBORO); PATRIOTS 3 (12/12/82 AT FOXBORO); PATRIOTS 12 (12/7/03 AT FOXBORO); PATRIOTS 28 (12/20/12 AT FOXBORO)

FEWEST POINTS BY PATRIOTS: (TWICE) 0, DOLPHINS 52 (11/12/72 AT ORANGE BOWL); DOLPHINS 21 (12/10/06 AT DOLPHIN STADIUM)

FEWEST POINTS, BOTH TEAMS: 3 (PATRIOTS 3, DOLPHINS 0,

DOLPHINS-PATRIOTS SERIES INDIVIDUAL SUPERLATIVES

12/12/82 AT FOXBORO) **Regular Season**

DOLPHINS

RUSHING YARDS:

197, MERCURY MORRIS, @MIA, 9/30/73

PASSING YARDS:

473, DAN MARINO, @MIA., 9/4/94

RECEPTIONS:

12, JIM JENSEN, @N.E., 11/6/88

RECEIVING YARDS:

211, IRVING FRYAR, @MIA., 9/4/94

PATRIOTS

RUSHING YARDS:

164, JIM NANCE, @MIA., 12/17/67

PASSING YARDS:

517, TOM BRADY, @MIA, 9/12/11

RECEPTIONS:

13, JULIAN EDELMAN, @MIA, 12/15/13

RECEIVING YARDS:

182, STANLEY MORGAN, @N.E., 11/8/81



DOLPHINS AMONG LEAST PENALIZED

Since 2012, the Dolphins' 267 penalties committed for 2,224 yards are the fewest penalties and penalty yards in the NFL:

FEWEST PENALTIES COMMITTED, 2012-15

TEAM	PENALTIES COMMITTED	PENALTY YARDS
1. MIA	267	2,224
2. Atl	276	2,377
3. Min	287	2,585
4. Car	289	2,509
5. NYG	300	2,556

FEWEST PENALTY YARDS, 2012-15

TEAM	PENALTIES COMMITTED	PENALTY YARDS
1. MIA	267	2,224
2. Atl	276	2,377
3. KC	309	2,406
4. Car	289	2,509
5. Ari	319	2,510

MIAMI RUN GAME HIGH AVERAGE 2014-15

Over the last two seasons, Miami has carried the ball 531 times for 2,577 yards and 15 touchdowns. Miami's 4.85 yards per carry average over that time is second in the NFL.

NFL HIGHEST YARDS PER CARRY LEADERS, 2014-15

TEAM	ATT	YDS	AVG	LG	TD
1. Sea	739	3,765	5.09	79t	23
2. MIA	531	2,577	4.85	97t	15
3. Dal	678	3,120	4.60	65t	22
4. SF	655	2,947	4.50	90t	14
5. KC	593	2,662	4.49	71t	24

MIAMI CARRIES THE BALL 24-OR-MORE TIMES

When tallying 24-or-more rushing attempts in a game, Miami has compiled a perfect 9-0 record since 2015.

MIAMI RUSHES 24-OR-MORE TIMES, 2014-15

DATE	OPP	RESULT	ATT	YDS	AVG	TD
9/7/14	NE	W, 33-20	38	191	5.0	1
9/28/14	at Oak	W, 38-14	35	157	4.5	2
10/19/14	at Chi	W, 27-14	33	137	4.2	1
10/26/14	at Jax	W, 27-13	24	148	6.2	0
11/2/14	SD	W, 37-0	35	132	3.8	1
11/13/14	Buf	W, 22-9	24	125	5.2	0
12/21/14	Min	W, 37-35	28	116	4.1	1
10/18/15	at Ten	W, 38-10	32	180	5.6	2
10/25/15	Hou	W, 44-26	35	248	7.1	1

MIAMI'S LARGEST MARGIN OF VICTORY

Miami's 37-0 victory vs. San Diego on Nov. 2, 2014 was tied for the 10th-highest margin of victory in team history and largest shutout win since Oct. 11, 1987 in a replacement game vs. Kansas City (42-0).

MIAMI MOST DECISIVE WINS, ALL TIME

MARGIN	SCORE
52	52-0 vs. New England (11/12/72)
44	44-0 vs. Baltimore (11/11/73)
43	43-0 at N.Y. Jets (10/19/75)
42	45-3 vs. N.Y. Jets (11/24/86)
42	42-0 vs. Kansas City (10/11/87)
41	55-14 at St. Louis (11/24/77)
38	45-7 vs. Buffalo (12/20/70)
38	41-3 vs. New England (10/17/71)
38	52-14 vs. N.Y. Jets (9/3/95)
37	37-0 VS. SAN DIEGO (11/2/14)
37	37-0 vs. Baltimore (11/20/83)
37	44-7 vs. Indianapolis (9/23/84)

DOLPHINS UNDER CAMPBELL

- With the win vs. Houston (10/25/15), Dan Campbell became the first head coach to take over a team during a season to win first his two games since Leslie Frazier (Minnesota) and Jason Garrett (Dallas) in 2010.
- With the Dolphins scoring 82 points in his first two games, Dan Campbell became the first head coach to take over a team during a season and score 82-plus points in his first two games since Mike Holovak (Boston) in 1961 (83 points).
- With the Dolphins allowing 36 points in his first two games, Dan Campbell became the first head coach to take over a team during a season and allow 36-or-fewer points in his first two games since

POINTS SCORED OVER LAST TWO

With 38 points at Tennessee on Oct. 18, 2015 and 44 points vs. Houston on Oct. 25 the Dolphins have scored the most points in the NFL for two straight weeks. This is the first time the Dolphins have scored the league's most points in consecutive weeks in a single season since the merger (1970).

HIGH SCORING HALF

Miami's 41 points in the first half today was the most in an opening half in team history. The previous high was 35 points in the first half vs. the Boston Patriots on Dec. 17, 1967.



DOLPHINS RECORD BOOK

DOLPHINS COACHING RECORDS

HEAD COACH	YEARS	W	L	T	PCT.
George Wilson	1966-69	15	39	2	.278
Don Shula	1970-95	274	147	2	.648
Jimmy Johnson	1996-99	38	31	0	.551
Dave Wannstedt	2000-04	43	33	0	.566
Jim Bates	2004	3	4	0	.429
Nick Saban	2005-06	15	17	0	.469
Cam Cameron	2007	1	15	0	.063
Tony Sparano	2008-11	29	33	0	.468
Todd Bowles	2011	2	1	0	.667
Joe Philbin	2012-15	24	28	0	.462
DAN CAMPBELL	2015	2	0	0	1.000



NFL RECORDS HELD BY DOLPHINS

Most Seasons Leading NFL in Attempts

5 Dan Marino (1984, 1986, 1988, 1992, 1997)

Most Seasons Leading NFL in Completions

6 Dan Marino (1984-86, 1988, 1992, 1997)

Most Consecutive Seasons Leading NFL in Completions

3 Dan Marino (1984-86); tied with George Blanda (Hou., 1963-65)

Most Seasons Leading NFL in Passing Yards Gained

5 Dan Marino (1984-86, 1988, 1992); tied with Sonny Jurgensen (Phi. 1961-62, Was. 1966-67, 1969)

Most Games, 400 or More Yards Pass in a Season

4 Dan Marino (1984); tied with Peyton Manning (Den. 2013)

Most Consecutive Games, 400 or More Yards Passing

2 Dan Marino (1984); tied with seven others

Most Interceptions in a Game

4 Dick Anderson (Miami vs. Pittsburgh, Dec. 3, 1973); tied with 18 others

Most Interceptions Returned for a Touchdown in a Game

2 Dick Anderson (Miami vs. Pittsburgh, Dec. 3, 1973) and Mike Kozlowski (Miami vs. N.Y. Jets, Dec. 16, 1983); tied with 29 others

Most Kickoffs Returned for a Touchdown in a Game

2 Ted Ginn Jr. (Miami vs. N.Y. Jets, Nov. 1, 2009); tied with 9 others

Most Combined Returns for a Touchdown in a game

2 Ted Ginn Jr. (Miami vs. N.Y. Jets, Nov. 1, 2009); tied with 33 others

Most Career Fumbles Returned for a Touchdown

6 Jason Taylor (Miami, 1997-2007; Was., 2008; Miami, 2009; N.Y. Jets, 2010; Miami, 2011)

Most Consecutive Home Wins by a Team

27 Miami (1971-74)

Most Two-Point Conversions in a Season

Miami 6 (1994); tied with Minnesota (1997)

Most Seasons Leading NFL in Fewest Times Sacked

10 Miami (1973, 1982-90)

Most Consecutive Seasons Leading NFL in Fewest Times Sacked

9 Miami (1982-1990)

Fewest Times Sacked in a Season

7 Miami (1988)

Most Seasons Leading NFL in Fewest Penalties

13 Miami (1968, 1976-84, 1986, 1990-91)

Most Consecutive Seasons Leading NFL in Fewest Penalties

9 Miami (1976-1984)

Most Seasons Leading NFL in Fewest Yards Penalized

14 Miami (1967-68, 1973, 1977-84, 1990-91, 2010)

Most Consecutive Seasons Leading NFL in Fewest Yards Penalized

8 Miami (1977-84)





THE LAST TIME THEY MET...

GAME 14: NEW ENGLAND 41, MIAMI 13

GILLETTE STADIUM • FOXBOROUGH, MASS. • DEC. 14, 2014



GAME SUMMARY

The Dolphins had tremendous success in the third quarter in their first 13 games, but after trailing 14-13 at halftime, the Dolphins were outscored 24-0 in the third quarter in what became a 41-13 loss against the New England Patriots.

While New England clinched another AFC East title with the victory, the Dolphins saw their record drop to 7-7.

The Dolphins had the momentum going into halftime after scoring 10 points in the last 4:26 of the second quarter, including a 32-yard touchdown pass from Ryan Tannehill to Mike Wallace, to cut into their 14-3 deficit.

But the second half was a reversal of the season opener at Sun Life Stadium when the Dolphins outscored New England 23-0 on their way to a 33-20 victory.

The Dolphins were shut out in the second half for the first time all season, and the 24 points allowed in the third quarter represented their worst defensive scoring quarter since the 2012 opener against the Houston Texans.

The Dolphins shut out Pro Bowl tight end Rob Gronkowski in the first half, but had no answers for him in the third quarter. Gronkowski caught a 34-yard pass on the first snap of the quarter on a drive that ended with a touchdown; he caught a 27-yard touchdown on the first play after safety Patrick Chung intercepted a deflected pass; and he had a 35-yard reception on New England's third touchdown drive of the third quarter.

The Dolphins offense, meanwhile, couldn't put any points on the board in the second half. Miami did reach New England territory twice in the fourth quarter, including getting a first-and-goal, but turned the ball over on downs both times.

Even with the late 10-point burst in the second quarter, the halftime score was disappointing because of the way the Dolphins outplayed New England in the first two quarters.

The evidence comes in the Dolphins' big edge in total yards, 271-102.

But all it took was two plays to make the difference. The first came at the end of the Dolphins' opening drive when Jamie Collins blocked a 41-yard field goal attempt by Caleb Sturgis and Kyle Arrington returned the block 62 yards for a touchdown and an early 7-0 New England lead.

The second big play came on the Dolphins' first drive of the second quarter when safety Duron Harmon picked off a Tannehill pass and returned it 60 yards to the Dolphins 8-yard line, setting up Shane Vereen's 3-yard touchdown run to make it 14-3.

The Dolphins opened the game by going for — and connecting on — a deep ball, with Tannehill hitting Wallace for 50 yards to the New England 30-yard line.

But the drive stalled, leading to the blocked field goal attempt. The Dolphins had another scoring threat in the first quarter, but had to settle for Sturgis' 24-yard field goal after having a first-and-goal at the 10-yard line.

Sturgis added a 53-yard field goal in the second quarter on a drive where the biggest play was a 25-yard pass interference penalty against cornerback Brandon Browner on a pass intended for Jarvis Landry.

Landry ended up with 99 receiving yards on the day, while Wallace finished with 104 for the first 100-yard receiving game for a Dolphins player this season.

Wallace's touchdown with five seconds left in the second quarter came after the initial ruling of an incomplete pass was overturned after being reviewed. The replay showed Wallace coming down in bounds in the end zone after he cradled the ball in with only his left hand.

Unfortunately for the Dolphins, that would be their last highlight of the day.

SCORING

SCORE BY PERIODS	1	2	3	4	OT	Total
Miami Dolphins	3	10	0	0	0	13
New England Patriots	7	7	24	3	0	41

SCORING DRIVES

Team	Qtr	Time	Play Description (Extra Point) (Drive info)	MIA	NE
Patriots	1	12:36	K.Arrington 62 yd. return of blocked field goal (S.Gostkowski kick)	0	7
Dolphins	1	0:59	C.Sturgis 24 yd. Field Goal (9-60, 4:47)	3	7
Patriots	2	7:59	S.Vereen 3 yd. run (S.Gostkowski kick) (3-8, 0:42)	3	14
Dolphins	2	4:26	C.Sturgis 53 yd. Field Goal (7-38, 3:33)	6	14
Dolphins	2	0:05	M.Wallace 32 yd. pass from R.Tannehill (C.Sturgis kick) (1-32, 0:06)	13	14
Patriots	3	11:04	L.Blount 3 yd. run (S.Gostkowski kick) (8-79, 3:56)	13	21
Patriots	3	4:43	S.Gostkowski 35 yd. Field Goal (10-47, 4:03)	13	24
Patriots	3	4:30	R.Gronkowski 27 yd. pass from T.Brady (S.Gostkowski kick) (1-27, 0:05)	13	31
Patriots	3	1:29	J.Edelman 6 yd. pass from T.Brady (S.Gostkowski kick) (3-47, 1:19)	13	38
Patriots	4	6:20	S.Gostkowski 36 yd. Field Goal (11-67, 4:26)	13	41

TEAM STATISTICS

	DOLPHINS	PATRIOTS
TOTAL FIRST DOWNS	23	23
THIRD DOWN EFFICIENCY	3-16-19%	8-13-62%
FOURTH DOWN EFFICIENCY	3-5-60%	0-0-0%
TOTAL NET YARDS	384	395
NET YARDS RUSHING	76	108
NET YARDS PASSING	308	287
PASS ATTEMPTS-COMPLETIONS-HAD INTERCEPTED	47-29-2	35-21-1
KICKOFFS Number-In End Zone-Touchbacks	4-2-1	8-6-6
PUNTS Number and Average	4-39.8	3-48.0
FGs - PATs Had Blocked	1-0	0-0
TOTAL RETURN YARDAGE (Not Including Kickoffs)	34	100
PENALTIES Number and Yards	5-35	5-51
FUMBLES Number and Lost	3-0	1-0
TOUCHDOWNS	1	5
EXTRA POINTS Made-Attempts	1-1	5-5
FIELD GOALS Made-Attempts	2-3	2-2
RED ZONE EFFICIENCY	0-3-0%	3-5-60%
GOAL TO GO EFFICIENCY	0-2-0%	3-3-100%
SAFETIES	0	0
TIME OF POSSESSION	33:46	26:14

INDIVIDUAL STATISTICS

RUSHING (Att-Yds): Miami, L. Miller 16-47, R. Tannehill 3-21, Dn. Thomas 2-5, R. Matthews 1-3, M. Wallace 1-0. New England, J. Gray 11-62, T. Brady 3-18, L. Blount 8-17, J. Edelman 1-6, S. Vereen 6-5.

PASSING (C-A-Y-TD-I): Miami, R. Tannehill 29-47-346-1-2. New England, T. Brady 21-35-287-2-1.

RECEIVING (Rec-Yds): Miami, J. Landry 8-99, C. Clay 6-59, M. Wallace 5-104, B. Gibson 3-29, Dn. Thomas 2-20, R. Matthews 2-16, D. Williams 2-9, L. Miller 1-10. New ENgland, J. Edelman 7-88, B. LaFell 6-66, R. Gronkowski 3-96, L. Blount 2-7, S. Vereen 1-12, D. Amendola 1-11, J. Gray 1-7.

SACKS (Sk-Yds): Miami, none. New England, Cha. Jones 1.5-21.5, S. Siliga 1-2, R. Ninkovich 1-9, D. Hightower 0.5-5.5.

INTERCEPTIONS (Int-Yds): Miami, J. Trusnik 1-0. New England, D. Harmon 1-60, PP. Chung 1-10.

TACKLES (S-A-T): Miami, K. Sheppard 7-3-10, P. Wheeler 4-4-8, J. Wilson 5-2-7, J. Trusnik 4-3-7, R. Jones 5-1-6, W. Aikens 3-1-4, E. Mitchell 1-3-4, J. Odrick 1-1-2, D. Shelby 1-1-2, O. Vernon 1-1-2, B. Grimes 0-2-2, C. Finnegan 1-0-1, C. Wake 1-0-1, T. Fede 0-1-1, R. Starks 0-1-1. New England, P. Chung 5-5-10, D. Hightower 4-4-8, Cha. Jones 4-3-7, S. Siliga 2-4-6, V. Wilfork 5-0-5, B. Browner 5-0-5, J. Collins 4-1-5, D. McCourtly 3-2-5, R. Ninkovich 3-0-3, M. Butler 2-0-2, D. Revis 2-0-2, L. Ryan 2-0-2, J. Casillas 1-1-2, K. Arrington 1-0-1, A. Ayers 1-0-1, Chr. Jones 1-0-1.

Missed Field Goals: Minnesota, none. Miami, 56SH



LAST WEEK VS HOUSTON GAME 6: MIAMI 44, HOUSTON 26

SUNDAY, OCT. 25 • 1 P.M. ET • SUN LIFE STADIUM • MIAMI GARDENS, FL



GAME SUMMARY

The Dolphins finally returned to Sun Life Stadium on and they put on quite a show for the home fans.

Playing at SLS for the first time since Sept. 27, the Dolphins put together perhaps the most dominating first half in franchise history on their way to a 44-26 victory against the Houston Texans.

The game wasn't nearly as close as the final score would indicate because the Dolphins led 41-0 at the half, breaking the franchise record of 35 first-half point set all the way back in 1967.

The victory evened the Dolphins' record at 3-3 heading into their Thursday night game at New England this week.

Among the many numbers that spoke of the Dolphins' domination was their advantage in total yardage in the first two quarters: 392-65.

Quarterback Ryan Tannehill was a perfect 12-for-12 for 231 yards and four touchdowns in that first half, good for a perfect passer rating of 158.3. His three touchdown passes in the first quarter were the most by a Dolphins quarterback since 2004 when A.J. Feeley accomplished the feat in a December game against the Buffalo Bills.

During that first half, Tannehill set a franchise record with his 18th consecutive completion dating back to the Tennessee game. In the second half, Tannehill broke the NFL record with his 25th consecutive completion — the previous mark was 24 by Philadelphia's Donovan McNabb in 2004.

The streak ended with an incompleteness in the fourth quarter.

Three of Tannehill's touchdown passes covered 50 yards or more — 53 yards to Rishard Matthews, 50 yards to Jarvis Landry and 54 yards to Lamar Miller.

Miller added a second long touchdown in the first half, breaking loose for an 85-yard run with 2:47 left in the half. It was the second-longest run in Dolphins history behind only Miller's 97-yard run against the New York Jets in the 2014 season finale.

Miller had 175 rushing yards at halftime, and that would end up being his final tally because he didn't have a rushing attempt in the second half.

Landry had a second touchdown catch in the first half, that one good for 10 yards to make it 21-0 with 3:03 left in the first quarter.

The defense also had fun in the first half, the highlight coming when Reshad Jones returned an interception for a touchdown for the second consecutive week — a first in franchise history.

This touchdown was practically gift-wrapped for Jones, as tight end C.J. Fiedorowicz popped the ball up in the air as he was falling down. And, he has had promised during the week, Jones again punctuated his touchdown with a twisting dive into the end zone.

The Dolphins didn't give up a first down until midway through the second quarter, forcing Houston into three-and-outs on its first seven offensive possessions.

The defense then came up with a fourth-down stop from the Miami 9-yard line when rookie Bobby McCain broke up a pass from quarterback Brian Hoyer.

On the Texans' final possession of the first half, Ndamukong Suh recorded his first two sacks in a Dolphins uniform on back-to-back plays and Cameron Wake followed that with his second sack and second forced fumble of the half.

The very first play of the game actually wasn't very good for the Dolphins, as Houston rookie Keith Mumphery returned the opening kickoff 41 yards.

But after forcing a three-and-out, the Dolphins marched 88 yards on only six plays to start a run of three touchdowns on four possessions.

All the long touchdown passes came after short passes and some spectacular after-the-catch work, none better than that of Landry on his 50-yard score.

Landry caught a first-down pass near the Houston sideline, avoided a tackler and raced all the way across the field before cutting back at around the Houston 5-yard line.

Houston scored on four consecutive possessions in the second half to make the score more respectable while the Dolphins got only a 53-yard field goal from rookie Andrew Franks.

It didn't matter, though, because this game was decided in an unforgettable first half for the Dolphins.

SCORING

SCORE BY PERIODS	1	2	3	4	OT	Total
Houston Texans	0	0	13	13	0	26
Miami Dolphins	21	20	0	3	0	44

SCORING DRIVES

Team	Qtr	Time	Play Description (Extra Point) (Drive info)	HOU	MI
Dolphins	1	10:57	R.Matthews 53 yd. pass from R.Tannehill (A.Franks kick) (6-88, 2:54)	0	7
Dolphins	1	6:45	J.Landry 50 yd. pass from R.Tannehill (A.Franks kick) (1-50, 0:15)	0	14
Dolphins	1	3:03	J.Landry 10 yd. pass from R.Tannehill (A.Franks kick) (4-45, 2:07)	0	21
Dolphins	2	14:10	L.Miller 54 yd. pass from R.Tannehill (A.Franks kick) (6-83, 2:50)	0	28
Dolphins	2	13:56	R.Jones 23 yd. interception return (A.Franks kick)	0	35
Dolphins	2	2:47	L.Miller 85 yd. run (kick failed, wr) (2-91, 0:43)	0	41
Texans	3	8:13	A.Foster 7 yd. pass from B.Hoyer (kick failed, wr) (4-31, 0:59)	6	41
Texans	3	1:45	A.Foster 2 yd. run (N.Novak kick) (8-82, 3:56)	13	41
Texans	4	11:27	N.Washington 27 yd. pass from B.Hoyer (N.Novak kick) (8-63, 2:37)	20	41
Dolphins	4	7:41	A.Franks 53 yd. Field Goal (7-45, 3:46)	20	44
Texans	4	4:00	N.Washington 5 yd. pass from B.Hoyer (pass failed) (12-80, 3:41)	26	44

TEAM STATISTICS

	TEXANS	DOLPHINS
TOTAL FIRST DOWNS	24	21
THIRD DOWN EFFICIENCY	6-15-40%	1-9-11%
FOURTH DOWN EFFICIENCY	0-1-0%	0-0-0%
TOTAL NET YARDS	322	503
NET YARDS RUSHING	71	248
NET YARDS PASSING	251	255
PASS ATTEMPTS-COMPLETIONS-HAD INTERCEPTED	49-23-1	20-19-0
KICKOFFS Number-In End Zone-Touchbacks	5-4-2	8-7-5
PUNTS Number and Average	8-48.0	5-49.2
FGs - PATs Had Blocked	0-0	0-0
TOTAL RETURN YARDAGE (Not Including Kickoffs)	21	42
PENALTIES Number and Yards	3-25	8-52
FUMBLES Number and Lost	0-0	1-23
TOUCHDOWNS	4	6
EXTRA POINTS Made-Attempts	2-4	5-6
FIELD GOALS Made-Attempts	0-0	1-1
RED ZONE EFFICIENCY	3-3-100%	1-2-50%
GOAL TO GO EFFICIENCY	3-3-100%	0-0-0%
SAFETIES	0	0
TIME OF POSSESSION	27:55	32:05

INDIVIDUAL STATISTICS

RUSHING (Att-Yds): Houston, A. Foster 18-59, A. Blue 3-8, C. Polk 4-4. Miami, L. Miller 14-175-1, J. Gray 12-48, D. Williams 4-19, J. Landry 1-5, R. Tannehill 1-3, M. Moore 3-(-2).

PASSING (C-A-Y-TD-I): Houston, B. Hoyer 23-49-273-3-1. Miami, R. Tannehill 18-19-282-4-0, M. Moore 1-1-14-0-0.

RECEIVING (Rec-Yds): Houston, N. Washington 9-127-2, D. Hopkins 6-50, A. Foster 5-66-1, C. Polk 2-14, K. Mumphery 1-16. Miami, J. Landry 5-83 -2, R. Matthews 3-75-1, L. Miller 3-61, G. Jennings 2-37, J. Cameron 2-23, D. Williams 2-10, J. Gray 1-10, D. Sims 1-10.

SACKS (Sk-Yds): Houston, J. Watt 2-20, J. Clowney 1-13, J. Simon 1-8. N. Suh 2-15, C. Wake 2-7.

INTERCEPTIONS (Int-Yds): Houston, none. Miami, R. Jones 1-23-1.

TACKLES (S-A-T): Houston, J. Clowney 7-1-8, J. Watt 6-1-7, J. Simon 4-2-6, J. Joseph 4-0-4, J. Crick 3-1-4, B. Cushing 3-0-3, J. Tuggle 3-0-3, A. Dent 2-0-2, A. Hal 2-0-2, K. Johnson 2-0-2, R. Moore 1-1-2, W. Mercilus 1-1-2, D. Morris 1-1-2, M. Bullough 1-1-2, J. Rolle 0-2-2, C. James 1-0-1, A. Bouye 1-0-1, B. Dunn 1-0-1, E. Pleasant 0-1-1. Miami, R. Jones 8-0-8, J. Taylor 6-1-7, N. Suh 5-1-6, M. Thomas 5-0-5, J. Jenkins 3-0-3, K. Misi 3-0-3, B. Grimes 2-1-3, E. Mitchell 2-1-3, C. Wake 2-0-2, N. Hewitt 2-0-2, K. Sheppard 2-0-2, T. Fede 1-1-2, C. Mosely 1-1-2, D. Shelby 1-0-1, Bo. McCain 1-0-1, Z. Vigil 1-0-1, J. Phillips 1-0-1.

MISSED FIELD GOAL: Houston, none. Miami, none.



POSTGAME NOTES VS HOUSTON

- Tickets distributed were 65,251.

- With the 44-26 win, Miami is now 1-7 in the regular season action against the Houston Texans.

- With last week's 38-10 win at Tennessee and the 44-26 win against Houston, the Dolphins scored 38-or-more points in consecutive games for the third time in team history and the first-time since Weeks 8-9 of the 1984 season (44-24 at New England and 38-7 vs. Buffalo).

- With the win, Dan Campbell became the first head coach to take over a team during a season to win first his two games since Leslie Frazier (Minnesota) and Jason Garrett (Dallas) in 2010.

- With the Dolphins scoring 82 points in his first two games, Dan Campbell became the first head coach to take over a team during a season and score 82-plus points in his first two games since Mike Holovak (Boston) in 1961 (83 points).

- With the Dolphins allowing 36 points in his first two games, Dan Campbell became the first head coach to take over a team during a season and allow 36-or-fewer points in his first two games since Romeo Crennel (Kansas City) in 2011 (30 points).

- WR Rishard Matthews, T Branden Albert, DT Earl Mitchell, S Michael Thomas and RB Damien Williams served as game captains.

- The honorary captains were DT Tim Bowens, G Bob Kuechenberg, G Larry Little, RB Mercury Morris and RB Tony Nathan.

- LS John Denney extended his team-record consecutive games played streak to 166.

- DT Earl Mitchell extended his consecutive games played streak to 79, the third-most in the NFL among active defensive tackles.

- CB Tony Lippett made his NFL debut in the second quarter of the game.

- Miami's 41 points in the first half was the most in an opening half in team history. The previous high was 35 points in the first half vs. the Boston Patriots on Dec. 17, 1967.

- The Dolphins today became the first team in NFL history with four offensive touchdown plays of at least 50 yards in a single half.

- WR Rishard Matthews' 53-yard touchdown on Miami's opening drive was the longest reception of his career. His previous long was for 48 yards at Jacksonville (9/20/15). It was also the longest touchdown reception of his career. Matthews' previous longest touchdown reception was for 46 yards against Buffalo (10/27/15).

- WR Jarvis Landry's 50-yard touchdown was the longest reception of his career, his previous long was 36 yards at Jacksonville (9/20/15). It was also the longest touchdown reception of his career, his previous long was a 14-yard touchdown reception vs. San Diego (11/2/14).

- K Andrew Franks' 53-yard field goal today tied for the third longest in team history by a rookie.

- QB Ryan Tannehill became the first Dolphins quarterback to throw three touchdown passes in a first quarter since A.J. Feeley also threw for three touchdowns in the opening period against Buffalo on Dec. 5, 2004.

- With his 30-yard interception return against the Titans last week and his 23-yard interception return for a touchdown, S Reshad Jones became the first player in Dolphins history to have interception returns for touchdowns in consecutive games.

- QB Ryan Tannehill completed 94.7 percent of his pass attempts (18-of-19), which set a team record for highest completion percentage in a single-game, surpassing the previous record of 92.3 percent (12-of-13) by Bob Griese vs. New England on Dec. 18, 1978.

- By completing his last seven attempts last week at Tennessee and his first 18 attempts of the game, QB Ryan Tannehill's 25 consecutive completions is a new NFL record.

- QB Ryan Tannehill had a perfect 158.3 quarterback rating in the first quarter of the game. It was the third time in his first career that he accomplished the feat in a first quarter.

- With his 2.0 sacks the coupled with his 4.0 sacks last week at Tennessee, DE Cameron Wake passed his career high for most sacks in a two game stretch with 6.0. His previous high came in 2012 when he had a total of 5.5 sacks in Weeks 4 and 5.

- With second-quarter quarterback sack, DE Cameron Wake improved his career sack total to 68.0, moving past Bill Stanfill (67.5) for the second-most career sacks in Dolphins history. He finished the game with two sacks and 69.0 for his career.

- With his 113 yards last week at Tennessee and his 175 rushing, RB Lamar Miller has rushed for back-to-back 100-yard games for the first time in career.

- With his four touchdown passes, QB Ryan Tannehill tied his career high with his four-touchdown effort vs. Minnesota on Dec. 21, 2014.

- RB Lamar Miller rushed for 175 yards, which is his fifth career game with 100-plus rushing yards and the second-highest total of his NFL career.

- RB Lamar Miller's 85-yard touchdown the was the second-longest in team history and the second longest of Miller's career, behind his 97-yard touchdown run against the N.Y. Jets on Dec. 28, 2014.

- With his three first half touchdown passes for 50-plus yards, QB Ryan Tannehill became first NFL quarterback since Randall Cunningham in 1998 with three 50-plus yard TD passes in first half of a game.

- With his 2.0 sacks, DT Ndamukong Suh tied his career high for most sacks in a game, with two-sacks efforts vs. Washington (10/31/10), vs. Chicago (9/29/13), at Minnesota (10/12/14), at Chicago (12/21/14) and at Dallas (1/4/15 – playoff game).

- RB Damien Williams tied his career-long with a 19-yard run in the third quarter, with a 19-yard run at Detroit on Nov. 9, 2015.

INJURIES REPORTED IN PRESS BOX

MIAMI DOLPHINS

- CB Zack Bowman – shoulder (questionable), second quarter
- LB Spencer Paysinger – arm (questionable), second quarter – Returned before suffering groin injury in third quarter

HOUSTON TEXANS

- LB Akeem Dent – hamstring (questionable), fourth quarter
- RB Arian Foster – achilles (out), fourth quarter



POSITION-BY-POSITION BREAKDOWN

QUARTERBACKS (2)

NO	NAME	HT	WT	EXP	COLLEGE
8	Moore, Matt	6-3	220	8	Oregon State '07
17	Tannehill, Ryan	6-4	220	4	Texas A&M '12

Veteran Additions: none. Draft Choices/College Free Agents: None. Losses from 2014: None.



RUNNING BACKS (3)

NO	NAME	HT	WT	EXP	COLLEGE
26	Miller, Lamar	5-10	225	4	Miami (FL) '13
29	Gray, Jonas	5-10	225	2	Notre Dame '11
34	Williams, Damien	5-11	225	2	Oklahoma '14

Veteran Additions: Jonas Gray. Draft Choices/College Free Agents: Jay Ajayi (IR - Designated for Return) (D5). Losses from 2014: Knowshon Moreno, Daniel Thomas.



WIDE RECEIVERS (6)

NO	NAME	HT	WT	EXP	COLLEGE
10	Stills, Kenny	6-0	198	3	Oklahoma '13
11	Parker, DeVante	6-3	218	R	Louisville '15
14	Landry, Jarvis	5-11	202	2	LSU '15
18	Matthews, Rishard	6-0	217	4	Nevada '12
83	Hazel, Matt	6-1	205	1	Coastal Carolina '14
85	Jennings, Greg	6-0	198	10	Western Michigan '05

Veteran Additions: Kenny Stills (N.O.), Greg Jennings (Min.). Draft Choices/College Free Agents: DeVante Parker (D1). Losses from 2014: Brandon Gibson (N.E.), Brian Hartline (Cle.) and Mike Wallace (Min.)



TIGHT ENDS (4)

NO	NAME	HT	WT	EXP	COLLEGE
80	Sims, Dion	6-4	268	3	Michigan State '14
84	Cameron, Jordan	6-5	260	5	Southern California '10
86	Stoneburner, Jake	6-3	250	2	Ohio State '13
88	Williams, Brandon	6-4	255	3	Oregon '13

Veteran Additions: Jordan Cameron (Cle.). Draft Choices/College Free Agents: none. Losses from 2014: Charles Clay (Buf).





POSITION-BY-POSITION BREAKDOWN

OFFENSIVE LINEMEN (9)

NO	NAME	HT	WT	EXP	COLLEGE
51	Pouncey, Mike	6-5	305	5	Florida '11
63	Thomas, Dallas	6-5	315	3	Tennessee '13
65	Brenner, Sam	6-2	310	2	Utah '13
70	James, Ja'Wuan	6-6	315	2	Tennessee '14
72	Linkenbach, Jeff	6-6	317	6	Cincinnati '09
74	Fox, Jason	6-6	310	6	Miami (FL) '10
75	Douglas, Jamil	6-4	310	R	Arizona State '15
76	Albert, Branden	6-5	320	8	Virginia '09
77	Turner, Billy	6-5	302	1	North Dakota State '14

Veteran Additions: Jeff Linkenbach (K.C.). Draft Choices/College Free Agents: Jamil Douglas (D4). Losses from 2014: Daryn Colledge (retired), Samson Satele (free agent), Nate Garner (free agent) and Shelley Smith (Den.).



DEFENSIVE LINEMEN (9)

NO	NAME	HT	WT	EXP	COLLEGE
50	Vernon, Olivier	6-2	275	4	Miami (FL) '13
78	Fede, Terrence	6-4	278	2	Marist '14
79	Shelby, Derrick	6-2	280	4	Utah '12
90	Mitchell, Earl	6-3	310	6	Arizona '10
91	Wake, Cameron	6-3	270	7	Penn State '05
93	Suh, Ndamukong	6-4	320	6	Nebraska '09
94	Mosley, C.J.	6-2	315	11	Missouri '04
96	Francis, A.J.	6-5	330	1	Maryland '13
97	Phillips, Jordan	6-6	330	R	Oklahoma '15

Veteran Additions: Ndamukong Suh (Det.). Draft Choices/College Free Agents: Jordan Phillips (D2). Losses from 2014: Jared Odrick (Jac.), Randy Starks (Cle.).



LINEBACKERS (7)

NO	NAME	HT	WT	EXP	COLLEGE
42	Paysinger, Spencer	6-2	250	5	Oregon '10
46	Hewitt, Neville	6-2	235	R	Marshall '15
49	Vigil, Zach	6-2	240	R	Utah State '15
52	Sheppard, Kelvin	6-2	249	5	LSU '11
53	Jenkins, Jelani	6-0	243	3	Florida '13
55	Misi, Koa	6-3	255	6	Utah '10
58	McCain, Chris	6-5	245	2	California '14

Veteran Additions: Spencer Paysinger (NYG). Draft Choices/College Free Agent: Mike Hull (CFA), Neville Hewitt (CFA), Zach Vigil (CFA). Losses from 2014: Jason Trusnik, Philip Wheeler.





POSITION-BY-POSITION BREAKDOWN

DEFENSIVE BACKS (10)

NO	NAME	HT	WT	EXP	COLLEGE
20	Jones, Reshad	6-1	218	6	Georgia '10
21	Grimes, Brent	5-10	185	9	Shippensburg '06
22	Taylor, Jamar	5-10	195	3	Boise State '13
24	McCain, Brice	5-9	190	7	Utah '08
28	McCain, Bobby	5-11	196	R	Memphis '15
30	Bowman, Zack	6-1	210	8	Nebraska '07
31	Thomas, Michael	5-11	201	3	Stanford '12
32	Kovacs, Jordan	5-10	208	3	Michigan '13
35	Aikens, Walt	6-1	208	2	Liberty '14
36	Lippett, Tony	6-3	200	R	Michigan State '15

Veteran Additions: Brice McCain (Pit.), Zack Bowman (NYG). Draft Choices/College Free Agents: Bobby McCain (D5), Tony Lippett (D5). Losses from 2014: Will Davis (traded to Baltimore), Cortland Finnegan (retired), T.J. Heath (free agent), R.J. Stanford (free agent), Jimmy Wilson (S.D.).



SPECIALISTS (3)

NO	NAME	HT	WT	EXP	COLLEGE
3	Franks, Andrew	6-1	205	R	RPI '15
4	Darr, Matt	6-1	220	R	Tennessee '15
92	Denney, John	6-5	252	11	Brigham Young '05

Veteran Additions: None. Draft Choices/College Free Agents: Andrew Franks (CFA), Matt Darr (CFA). Losses from 2014: Brandon Fields, Caleb Sturgis.





FREE AGENCY TRACKER

The Dolphins have been active in the 2015 Free Agency market. Prior to the 2015 NFL draft, the team has re-signed 11 players who ended the season with the club, while also adding another 11 players to the roster. Below tracks the players the team has signed as well as those who ended the 2014 season on the Miami roster and their current status.

PLAYERS RETAINED

PLAYERS FROM 2014 RE-SIGNED (10)

LaRon Byrd	WR	
Louis Delmas	S	
Jason Fox	T	
A.J. Francis	DT	
T.J. Heath	CB	
LaMichael James	RB	
Jordan Kovacs	S	
Matt Moore	QB	
Kelvin Sheppard	LB	
Michael Thomas	S	

UNRESTRICTED FREE-AGENTS SIGNED (7)

Zack Bowman	CB	N.Y. Giants
Jordan Cameron	TE	Cleveland
Jeff Linkenbach	OL	Kansas City
Brice McCain	CB	Pittsburgh
Jacques McClendon	OL	Jacksonville
Spencer Paysinger	LB	N.Y. Giants
Ndamukong Suh	DT	Detroit

FREE-AGENTS SIGNED (3)

Josh Freeman	QB	
Greg Jennings	WR	Minnesota
J.D. Walton	OL	N.Y. Giants

RESTRICTED FREE AGENTS (1)

Derrick Shelby	DE	
----------------	----	--

TRADE (1)

Kenny Stills	WR	New Orleans
--------------	----	-------------

REMAINING UNSIGNED FREE AGENTS FROM 2014 ROSTER

UNRESTRICTED FREE AGENTS (4)

Daryn Colledge	G	Retired
Knowshon Moreno	RB	
Samson Satele	C	
Daniel Thomas	RB	Chicago

FREE-AGENTS (3)

Cortland Finnegan	CB	Retired
Nate Garner	G	
Philip Wheeler	LB	San Francisco

UNRESTRICTED FREE-AGENTS LOST (5)

Charles Clay*	TE	Buffalo
Jonathan Freeny	LB	New England
Jared Odrick	DT	Jacksonville
Jason Trusnik	LB	Carolina
Jimmy Wilson	S	San Diego

FREE-AGENTS LOST (4)

Brandon Gibson	WR	New England
Brian Hartline	WR	Cleveland
Shelley Smith	G	Denver
Randy Starks	DT	Cleveland

TRADES (2)

Dannell Ellerbe	LB	New Orleans
Mike Wallace	WR	Minnesota

* Did not match Bills offer after placing transition tag on Clay



Kenny Stills



Jordan Cameron



Zack Bowman



Greg Jennings



Jeff Linkenbach



Brice McCain



Spencer Paysinger



Mike Tannenbaum, Stephen Ross, Ndamukong Suh, Joe Philbin and Dennis Hickey



OFFENSE NOTES



Tannehill

TANNEHILL QB RATING

QB Ryan Tannehill's 84.9 career passer rating is the third-highest of any Dolphins quarterback.

MIAMI DOLPHINS CAREER PASSER RATING (MINIMUM 250 ATTEMPTS)

PLAYER	YEARS	RTG
1. Chad Pennington	2008-10	94.5
2. Dan Marino	1983-99	86.4
3. RYAN TANNEHILL	2012-15	84.9
4. Matt Moore	2011-13	84.8
5. Bob Griese	1967-80	77.1
6. Jay Fiedler	2000-04	76.8
7. Earl Morrall	1972-76	76.2
8. Chad Henne	2008-11	75.7

TANNEHILL CAREER PASSING YARDS

QB Ryan Tannehill's 12,880 passing yards are the third-most in Dolphins history behind only Dan Marino (61,361) and Bob Griese (25,092).

MOST CAREER PASSING YARDS IN DOLPHINS HISTORY

PLAYER	SEA	G	YDS	TD	INT	RATE
Dan Marino	1983-99	242	61,361	420	252	86.4
Bob Griese	1967-80	161	25,092	192	172	77.1
RYAN TANNEHILL	2012-15	54	12,880	76	49	84.9
Jay Fiedler	2000-04	62	11,040	66	63	76.8
Chad Henne	2008-11	36	7,114	31	37	75.7

TANNEHILL QB RATING OVER 100 = SUCCESS

In QB Ryan Tannehill's four-year career, he has had a quarterback rating of 100.0-or-higher 12 times. In those 12 games, the Dolphins are 10-2.

RYAN TANNEHILL'S HIGHEST PASSER RATING, SINGLE GAME

DATE	OPP	RTG	RESULT
10/25/15	vs. HOU	158.3	W, 44-26
11/2/14	vs. SD	125.6	W, 37-0
10/19/14	at Chi	123.6	W, 27-14
12/16/12	vs. Jax	123.2	W, 24-3
12/15/13	vs. NE	120.6	W, 24-20
12/21/14	vs. MIN	118.8	W, 37-35
11/13/14	vs. BUF	114.8	W, 22-9
10/14/12	vs. STL	112.0	W, 17-14
9/28/14	at Oak	109.3	W, 38-14
9/20/15	at Jax	108.0	L, 20-23
9/15/13	at IND	107.4	W, 24-20

TANNEHILL SETS TOUCHDOWN RECORD

With his three first half touchdown passes for 50-plus yards vs. Houston on Oct. 25, 2015, QB Ryan Tannehill became first NFL quarterback since Randall Cunningham in 1998 with three 50-plus yard TD passes in first half of a game.

TANNEHILL COMPLETES

QB Ryan Tannehill completed 18 of 19 passes (94.7 percent) for 282 yards with four touchdowns, no interceptions and a 158.3 passer rating – the highest attainable mark – in the Dolphins' 44-26 win over Houston. Tannehill completed his first 18 passes of the game and, combined with his seven completions in a row to end last week's game at Tennessee, set an NFL record with 25 consecutive completions (DONOVAN MC NABB, 24 in 2004).

MIAMI DOLPHINS CAREER COMPLETION PERCENTAGE (MIN. 150 COMPLETIONS)

PLAYER	YEARS	ATT	CMP	PCT.
1. Chad Pennington	2008-10	552	373	67.6
2. RYAN TANNEHILL	2012-15	1,881	1,166	62.0
3. Chad Henne	2009-11	1,065	646	60.7
4. MATT MOORE	2011-15	376	225	59.8
5. Dan Marino	1983-99	8,358	4,967	59.4

TANNEHILL SETS COMPLETION RECORD

QB Ryan Tannehill completed 94.7 percent of his pass attempts vs. Houston on Oct. 25, 2015 (18-of-19), which set a team record for highest completion percentage in a single-game, surpassing the previous record of 92.3 percent (12-of-13) by Bob Griese vs. New England on Dec. 18, 1978.

Highest Completion Percentage By A Dolphins QB (minimum 12 completions)

94.7	Ryan Tannehill (10/25/15 vs. Houston), 18 of 19 attempts
92.3	Bob Griese (12/18/78 vs. New England), 12 of 13 attempts
85.0	Chad Pennington (9/21/08 at New England), 17 of 20 attempts

DOLPHINS ALL-TIME RUSHING RECORD BOOKS BY QB

After his third season, QB Ryan Tannehill already is fourth on the Dolphins' all-time list for rushing yards by a quarterback. In Week 2 of 2015, he continued his rise up the list and surpassed David Woodley for third-most rushing yards all time. In his career, he has totaled 153 rushing attempts for 787 yards and four touchdowns.

ALL-TIME RUSHING LEADERS IN DOLPHINS HISTORY, QUARTERBACKS

PLAYER	SEASONS	G	ATT	YDS	AVG	LG	TD
1. Bob Griese	1967-80	161	261	994	3.8	35	7
2. Jay Fiedler	2000-04	62	201	834	4.2	30	11
3. RYAN TANNEHILL	2012-15	53	155	801	5.2	48	4
4. David Woodley	1980-83	42	173	771	4.5	29	9
5. Chad Henne	2008-11	36	66	196	3.0	20	2



OFFENSE NOTES

LAMAR LONG RUSH



Miller

RB Lamar Miller's 85-yard touchdown vs. Houston on Oct. 25, 2015 was the second-longest in team history and the second longest of Miller's career, behind his 97-yard touchdown run against the N.Y. Jets on Dec. 28, 2014.

LAMAR MILLER LONGEST RUSHING ATTEMPTS

DATE	OPP	LONG
12/28/14	vs. NYJ	97
10/25/15	vs. Hou	85
9/22/13	vs. Atl	49
10/31/13	vs. Cin	41
11/13/14	vs. Buf	33

CAREER HIGHS FOR MILLER

RB Lamar Miller rushed for 175 yards, which is his fifth career game with 100-plus rushing yards and the second-highest total of his NFL career.

LAMAR MILLER MOST RUSHING YARDS, SINGLE GAME

DATE	OPP	ATT	YDS
12/28/14	vs. NYJ	19	178
9/21/14	vs. KC	15	175
9/21/14	vs. KC	15	108
10/31/13	vs. Cin	16	105
12/2/14	vs. Min	19	92

Additionally, RB Lamar Miller's 175 rushing yards vs. Houston on Oct. 25, 2015 were the seventh-most in a regular season game in Dolphins history and most since Reggie Bush recorded 203 rushing yards against Buffalo

MILLER SETS NFL RECORD

RB Lamar Miller had a 54-yard touchdown reception and an 85-yard TD run – both in the second quarter vs. Houston on Oct. 25, 2015. Miller joins CHRIS JOHNSON (September 20, 2009) as the only players in NFL history with an 85+ yard touchdown run and 50+ yard TD catch in a single game. Miller is the only player to accomplish the feat in a single quarter.

HIGH AVERAGE RUSHER

RB Lamar Miller is tied for second in the NFL with a 6.0 rushing average on the season.

PLAYER	TEAM	AVG
Ryan Matthews	PHI	6.1
Todd Gurley	STL	6.0
Lamar Miller	MIA	6.0
Thomas Rawls	SEA	5.6
Giovani Bernard	CIN	5.5

RB Lamar Miller rushed for an average of 12.50 yards per rushing attempt (14 carries for 175 yards) against Houston on Oct. 25, 2015. His 12.5 average is the fourth-highest single-game rushing average in Dolphins history (minimum 10 attempts).

MILLER AMONG AFC LEADING RUSHERS IN 2014-15

RB Lamar Miller's 1,099 rushing yards were fifth-most in the AFC in 2014. Further, over the last two seasons, his 1,230 rushing yards are sixth-most in

AFC RUSHING LEADERS, 2014-15

PLAYER	TEAM	ATT	YDS	AVG	TD
1. Le'Veon Bell	Pit	352	1,663	4.7	11
2. Justin Forsett	Bal	322	1,661	5.2	9
3. Jamaal Charles	KC	277	1,397	5.0	13
4. Jeremy Hill	Cin	280	1,300	4.6	14
5. Arian Foster	Hou	287	1,297	4.5	8
6. LAMAR MILLER	MIA	253	1,230	4.9	8

MILLER MORE THAN AVERAGE

RB Lamar Miller's 5.34 over the last two seasons, is best among all running backs in the NFL.

NFL YARDS PER CARRY LEADERS AMONG RUNNING BACKS, 2014-15, MIN 200 ATT

PLAYER	TEAM	ATT	YDS	AVG	TD
1. LAMAR MILLER	MIA	286	1,518	5.31	10
2. Joseph Randle	DAL	127	658	5.18	7
3. Ryan Matthews	PIT	130	672	5.17	6
4. Justin Forsett	BAL	339	1,723	5.08	9

RB Lamar Miller's 9.37 yards per rush (19-178) against the N.Y. Jets was the highest single-game average in the NFL in 2014 among all running backs with a minimum of 15 carries.

HIGHEST NFL SINGLE-GAME RUSHING YARDS PER ATTEMPT IN 2014

PLAYER	DATE	TM	OPP	ATT	YDS	AVG
1. LAMAR MILLER	12/28/14	Mia	NYJ	19	178	9.37
2. Justin Forsett	11/24/14	Bal	NO	22	182	8.27
3. Jamaal Charles	11/16/14	KC	Sea	20	159	7.95
4. Jonathan Stewart	12/7/14	Car	NO	20	155	7.75
5. Giovani Bernard	10/12/14	Cin	Car	18	137	7.61

MILLER AMONG FRANCHISE LEADERS IN YARDS PER CARRY

RB Lamar Miller was not only fifth in the NFL in average yards per carry in 2014, but his 5.09 average was the sixth-highest in franchise history with a minimum of 100 rushing attempts in a season. Additionally, it was the highest average since RB Tony Nathan averaged 5.32 yards per carry in 1981.

HIGHEST YARDS PER CARRY, TEAM HISTORY, MIN. 100 ATT

PLAYER	YR	G	ATT	YDS	AVG	TD
1. Mercury Morris	1973	13	149	954	6.40	10
2. Larry Csonka	1971	14	195	1,051	5.39	7
3. Tony Nathan	1981	13	147	782	5.32	5
4. Mercury Morris	1972	14	190	1,000	5.26	12
5. Larry Csonka	1972	14	213	1,117	5.24	6
6. LAMAR MILLER	2014	16	216	1,099	5.09	8
7. Ronnie Brown	2007	7	119	602	5.06	4
8. Reggie Bush	2011	15	216	1,086	5.03	6



OFFENSE NOTES



Landry

LANDRY'S RECORD-BREAKING ROOKIE CAMPAIGN

In 2014, WR Jarvis Landry notched 84 receptions for 758 yards and five touchdowns. His 84 receptions were the most on the team and set a Dolphins rookie record.

MOST RECEPTIONS BY A DOLPHINS ROOKIE

REC	PLAYER
84	JARVIS LANDRY (2014), 758 yards
75	Terry Kirby (1993), 874 yards - RB
67	Jack Clancy (1967), 868 yards
54	Davone Bess (2008), 554 yards
48	Troy Stradford (1987), 457 yards - RB
48	Chris Chambers (2001), 883 yards
44	Jim Kiick (1968), 422 YARDS - RB

Landry's five receiving touchdowns in 2014 were tied for second-most by a rookie in a single season in franchise history.

MOST RECEIVING TOUCHDOWNS BY DOLPHINS ROOKIE

SEASON	PLAYER
7	Chris Chambers (2001), 48 receptions
5	JARVIS LANDRY (2014), 84 receptions
5	Andre Brown (1989), 24 receptions
4	Randy McMichael (2002), 39 receptions
3	Six players tied

The 2014 wide receiver draft class was considered one of the deeper groups in recent history. Dolphins WR Jarvis Landry certainly made his mark in that group and not only led Miami in receptions, but finished with the second-most receptions by a rookie with 84 catches.

2014 NFL ROOKIE RECEIVER RECEPTION LEADERS

PLAYER	TEAM	G	REC	YDS	TD
1. Odell Beckham	NYG	12	91	1,305	12
2. JARVIS LANDRY	Mia	16	84	758	5
3. Kelvin Benjamin	Car	16	73	1,008	9
4. Mike Evans	TB	15	68	1,051	12
5. Jordan Matthews	PHI	16	67	872	8

LANDRY AMONG ALL-TIME NFL ROOKIE LEADERS

WR Jarvis Landry's 84 receptions in 2014 were the sixth most in NFL history for a rookie.

NFL ROOKIE RECEIVER RECEPTION LEADERS ALL-TIME

PLAYER	YEAR	G	REC	YDS	TD
1. Anquan Boldin	2003	16	101	1,377	8
2. Odell Beckham	2014	12	91	1,305	12
3. Eddie Royal	2008	15	91	980	5
4. Terry Glenn	1996	15	90	1,132	6
5. Reggie Bush	2006	16	88	742	2
6. JARVIS LANDRY	2014	16	84	758	5
7. Earl Cooper	1980	16	83	567	4
8. Keith Jackson	1988	16	81	869	6
9. Michael Clayton	2004	16	80	1,193	7
10. Terry Kirby	1993	16	75	874	3

ALL-TIME DOLPHINS RECEPTIONS LEADERS

WR Jarvis Landry's 84 receptions were not only the most in franchise history for a rookie, but also the fourth-highest total for any player in Dolphins history.

MOST RECEPTIONS IN A SEASON, DOLPHINS HISTORY

PLAYER	SEASON	G	REC
1. O.J. McDuffie	1998	16	90
2. Mark Clayton	1988	16	86
3. Brandon Marshall	2010	14	86
4. JARVIS LANDRY	2014	16	84
5. Chris Chambers	2005	16	82

LANDRY LONG SCORE

WR Jarvis Landry 50-yard touchdown was the longest reception of his career, his previous long was 36 yards at Jacksonville (9/20/15). It was also the longest touchdown reception of his career, his previous long was a 14-yard touchdown reception vs. San Diego (11/2/14).

LANDRY RACES TO 100 CATCHES

In 2014, WR Jarvis Landry notched 84 receptions, setting the franchise record for most receptions in a season by a rookie. This season, Landry is off to an even faster start, tallying 16 catches through two games, improving his career total to 100 grabs. It took him 18 games to accomplish the feat, becoming the fastest player in Dolphins history to reach 100 receptions in his career. He surpassed Davone Bess and Troy Stradford who both did it in 26 games.



Cameron

CAMERON HIGH AVERAGE

Since the start of last season, TE Jordan Cameron's 16.0 average yards per catch leads all tight ends in the NFL.

HIGHEST AVG. PER RECEPTION AMONG NFL TIGHT ENDS IN 2014-15

PLAYER	TEAM	REC	YDS	AVG
1. JORDAN CAMERON	Cle-Mia	41	647	15.8
2. Gary Barnidge	Cle	46	670	14.6
3. Rob Gronkowski	NE	116	1,657	14.3
4. Coby Fleener	Ind	73	989	13.5
5. Travis Kelce	KC	101	1,351	13.4



DEFENSE NOTES



Suh

SUH SACKS

Since DT Ndamukong Suh entered the NFL in 2010, he has totaled 38 sacks, the most in the NFL among defensive tackles during that time.

MOST TOTAL SACKS IN NFL AMONG DEFENSIVE TACKLES SINCE 2010

PLAYER	G	SACKS	YDS
1. NDAMUKONG SUH	84	38.0	258.5
2. Geno Atkins	79	36.0	243.5
3. Gerald McCoy	70	31.5	231.5
4. Justin Smith	78	30.5	194.0
5. Marcell Dareus	69	29.5	183.5

SUH TACKLES

Since entering the NFL in 2010, DT Ndamukong Suh has recorded 255 total tackles (193 solo). His 255 tackles are fifth-most in the NFL among active defensive tackles during that time span.

MOST TOTAL TACKLES IN NFL AMONG ACTIVE DEFENSIVE TACKLES SINCE 2010

PLAYER	G	TOT	TACK	ASST
1. Ahtyba Rubin	79	306	191	115
2. Justin Smith	78	286	209	77
3. Domata Peko	86	273	136	137
4. Haloti Ngata	78	270	164	106
5. NDAMUKONG SUH	84	255	193	62

SUH STUFFS LINE OF SCRIMMAGE

Additionally, DT Ndamukong Suh's 36.5 stuffs lead the NFL among active defensive tackles since he began his career in 2010. A stuff is defined as any tackle of a ball carrier behind the line of scrimmage during a rushing attempt.

MOST STUFFS IN THE NFL AMONG ACTIVE DEFENSIVE TACKLES SINCE 2010

PLAYER	G	TOT	STUFF	YDS
1. NDAMUKONG SUH	84	255	36.5	83.0
2t. Brandon Mebane	75	218	29.0	68.5
2t. Kyle Williams	74	254	29.0	74.0
4. Jonathan Babineaux	82	166	25.5	82.0
5. Darnell Dockett	62	182	23.5	76.0

SUH PASSES DEFENSED

Not only is DT Ndamukong Suh extremely disruptive in pass game with the pressure he generates and in the run game by clogging the middle and making plays in the opponent's backfield, but he also can make an impact even when he doesn't get to the quarterback or ball carrier - his 19 passes defended since entering the NFL in 2010 are the fourth-most among defensive tackles during that time.

MOST PASSES DEFENSED IN THE NFL AMONG DEFENSIVE TACKLES SINCE 2010

PLAYER	G	TOT	SACKS	PD
1. Kevin Williams	84	177	14.5	26
2. Haloti Ngata	78	270	20	23
3. Sen'Derrick Marks	76	167	14.5	20
4. Ndamukong Suh	84	255	38	19
5. COREY LIUGET	70	197	20	15



Mitchell

MITCHELL'S DURABILITY

DT Earl Mitchell has played 78 consecutive games, which is the third-longest streak among active defensive tackles.

MOST CONSECUTIVE GAMES PLAYED, ACTIVE NFL DEFENSIVE TACKLES

PLAYER	TEAM	CONSECUTIVE GAME STREAK
Tyson Alualu	JAX	87
Domata Peko	CIN	86
EARL MITCHELL	MIA	79
Corey Luiget	PIT	68
Terrance Knighton	WAS	60



Jenkins

JENKINS A STAT STUFFER

In his first year as a full-time starter in 2014, LB Jelani Jenkins made an impact in many ways. He not only led the team in tackles with 108 (81 solo), but he also has added 3.5 sacks and two forced fumbles. Since the start of 2014, Jenkins is one of four players in the NFL to record 130-plus tackles, 3.5 sacks and two forced fumbles.

PLAYERS WITH 130+ TOT TK, 3.5+ SK and 2+ FF SINCE THE START OF 2014

PLAYER	G	TOT	SKS	YDS	FF	PD
1. D'Qwell Jackson	23	217	4	29	2	1
2. David Harris	22	164	7.5	62.5	4	3
3t. Nigel Bradham	21	134	3.5	11	2	10
3t. Jamie Collins	21	164	8.5	54.5	7	4
3t. Thomas Davis	21	157	4.5	24.5	3	6
3t. JELANI JENKINS	21	148	3.5	26.5	3	2

JELANI ACCOMPLISHES FIRST SINCE 2006

In Week 13 of 2014 at the New York Jets, LB Jelani Jenkins set a career high with 16 tackles (eight solo), surpassing his previous high of 14 tackles (10 solo) vs. Kansas City in Week 3. His 16 total tackles were the most for a Dolphins player since Dec. 17, 2006 when Zach Thomas had 21 against the Buffalo Bills and he became only the second Dolphins player other than Thomas to finish with 15 or more tackles in a game in the past 20 years.

JELANI JENKINS SETS CAREER HIGH IN TOTAL TACKLES

DATE	OPP	TOT	SOLO	AST	QBH	TFL
12/1/14	at NYJ	16	8	8	1	2



DEFENSE NOTES



Grimes

GRIMES' PICKS SINCE 2009

Despite missing all but one game of the 2012 season, Grimes has posted a total of 23 interceptions from 2009-15. His total is tied for fourth-most by any NFL cornerback during that time span.

INTERCEPTIONS LEADERS AMONG CORNERBACKS, 2009-15

PLAYER	TOTAL INT	YDS
1. Aqib Talib	26	501
2. Asante Samuel	25	351
3. Richard Sherman	24	308
4. BRENT GRIMES	23	314
5. Tramon Williams	22	323
6. DeAngelo Hall	21	363
7. Johnathan Joseph	20	407
8. Antonio Cromartie	19	335

GRIMES' PASSES DEFENSED SINCE 2009

Also since 2009, CB Brent Grimes' 82 passes defended are tied for the eighth most in the NFL despite missing all but one game of 2012.

PASS DEFENSED LEADERS, 2009-15

PLAYER	GP	PD
1. Tramon Williams	102	101
2. Dominique Rodgers-Cromartie	98	94
3. Darrelle Revis	85	93
4. Brandon Flowers	94	92
5t. Brandon Carr	102	89
5t. Joe Haden	76	89
7t. Johnathan Joseph	83	88
7t. BRENT GRIMES	95	88
9. Aqib Talib	83	84
10. Vontae Davis	92	77

GRIMES AMONG NFL INT LEADERS SINCE JOINING DOLPHINS

Since CB Brent Grimes became a member of the Dolphins as an unrestricted free agent in 2013, he has totaled 11 interceptions, tied for the fourth-most in the NFL during that time.

MOST TOTAL INTERCEPTIONS FROM 2013-15

PLAYER	INT	YDS	TD
1. Richard Sherman	12	206	1
2t. BRENT GRIMES	11	184	2
2t. Aqib Talib	11	197	4
4. Logan Ryan	9	107	1
5t. Chris Harris Jr.	8	147	1



Jones

JONES SACKS

S Reshad Jones has collected 6.5 sacks in his career, which is tied for second-most sacks by a defensive back in Dolphins history. His sack of Jacksonville QB Blake Bortles on Oct. 26, 2014 moved him past Liffort Hobley and into a tie with Patrick Surtain.

MOST SACKS BY A DEFENSIVE BACK, DOLPHINS HISTORY

PLAYER	YEARS	SACKS
1. Jeremiah Bell	2004-11	11.0
2t. RESHAD JONES	2010-14	6.5
2t. Patrick Surtain	1998-2004	6.5
4. Liffort Hobley	1987-93	6.0
5t. Jerry Wilson	1996-2000	5.5

JONES LEADS DEFENSIVE BACKS IN TACKLES

S Reshad Jones is off to a strong start in 2015. Through Week 7, he has tallied 59 total tackles (46 solo), which is second among all defensive backs in the NFL.

MOST TACKLES IN THE NFL AMONG DEFENSIVE BACKS

PLAYER	TEAM	GM	TOT	TCK	ASST
1. Corey Graham	Buf	7	61	45	16
2. RESHAD JONES	Mia	6	59	46	13
3. Dashon Goldson	Was	7	56	36	20
4. Donte Whitner	Cle	7	51	33	18
5. Trenton Robinson	WAS	7	47	30	17

JONES CAREER TOUCHDOWN INTERCEPTIONS

S Reshad Jones recorded his third career interception return for a touchdown against the Texans. His total is tied for the second-highest in team history, behind the three by LB Zach Thomas.

MOST CAREER TOUCHDOWN INTERCEPTIONS

PLAYER	YEAR	INT/TD
1. Zach Thomas	1996-2007	4
2t. Dick Anderson	1968-1977	3
2t. Terrell Buckley	1995-1999, 2003	3
2t. Jason Taylor	1997-2007, 2009, 2011	3
2t. RESHAD JONES	2010-2015	3

JONES JOINS DOLPHINS ELITE FOR TOUCHDOWN INTERCEPTIONS IN SEASON

S Reshad Jones recorded his second interception return for a touchdown of the 2015 season against the Texans. His total is tied for the most in a season in team history.

MOST TOUCHDOWN INTERCEPTIONS IN A SEASON

PLAYER	YEAR	INT TD'S	YARDS
Bill Stanfill	1969	2	15, 17
Dick Anderson	1973	2	27, 38
Mike Kozlowski	1983	2	35, 38
Zach Thomas	1998	2	17, 1
Brock Marion	2001	2	26, 100
Jason Taylor	2006	2	20, 51
RESHAD JONES	2015	2	23, 30



DEFENSE NOTES



Wake

WAKE SACKS

DE Cameron Wake has recorded 69.0 sacks in his career, the third-most in the NFL from 2009-15. In 2014, he recorded 11.5, becoming the fourth Dolphins player since sacks became an official statistic in 1982 to record double digit sacks in at least three seasons with the team – DE Jason Taylor (six seasons), DE Trace Armstrong (three seasons) and DE Jeff Cross (three seasons).

MOST SACKS IN NFL, 2009-15

PLAYER	TEAM	SACKS
1. DeMarcus Ware	Dal, Den	78
2. Jared Allen	Min, Chi	77.5
3. CAMERON WAKE	Mia	69.0
3. Elvis Dumervil	Den, Bal	66.5
5. Clay Matthews	GB	65.5

After recording 11.5 sacks in 2014, Wake has totaled 63.0 sacks in his career, the most sacks for a player through their first six seasons with the team in franchise history:

MOST SACKS IN FIRST SIX SEASONS WITH DOLPHINS

PLAYER	YEARS	TOTAL SACKS
1. CAMERON WAKE	2009-14	63.0
2. Bill Stanfill	1969-74	59.0
3. Jason Taylor	1997-02	58.5
4. Trace Armstrong	1995-2000	56.5
5. Jeff Cross	1988-93	44.0

DE Cameron Wake's 67.0 sacks in his career already rank him as having the third-most sacks for a player through their first seven seasons with the Dolphins, despite having yet to play a game in 2015.

MOST SACKS IN FIRST SEVEN SEASONS WITH DOLPHINS

PLAYER	YEARS	TOTAL SACKS
1. Jason Taylor	1997-2003	71.0
2. CAMERON WAKE*	2009-15	69.0
3. Bill Stanfill	1969-75	65.5
4. Trace Armstrong**	1995-2000	56.5
5. Doug Betters	1978-84	55.0

*Seventh season in progress

** Only spent six seasons with the team

WAKE CLIMBING DOLPHINS RECORD BOOKS

DE Cameron Wake's 69.0 sacks are good for the fifth-most in franchise history.

MIAMI DOLPHINS ALL-TIME CAREER SACK LEADERS

PLAYER	YEARS	TOTAL SACKS
1. Jason Taylor	1997-07, 2009, 2011	131.0
2. CAMERON WAKE	2009-15	69.0
3. Bill Stanfill	1969-76	67.5
4. Doug Betters	1978-87	65.5
5. Vern Den Herder	1971-81	64.0
6. Jeff Cross	1988-95	59.5
7. Trace Armstrong	1995-00	56.5
8t. Bob Baumhower	1977-86	39.5
8t. Kim Bokamper	1977-85	39.5
10. A.J. Duhe	1977-84	38.5

WAKE ALL-TIME UNDRAFTED SACKER

DE Cameron Wake's 69.0 sacks in his career are the most by an undrafted player in team history:

ALL-TIME UNDRAFTED MIAMI DOLPHINS SACK LEADERS

PLAYER	YEARS	TOTAL SACKS
1. CAMERON WAKE	2009-15	69.0
2. Adewale Ogunleye	2001-03	25.0
3. Brian Sochia	1986-91	15.0
4. Jay Williams	2002-04	10.5
5. Chuck Klingbeil	1991-95	7.5

DE Cameron Wake's 67.0 sacks in his career also are tied for eighth-most by an undrafted player since sacks became an official stat in 1982:

MOST SACKS BY UNDRAFTED PLAYERS IN NFL HISTORY (SINCE 1982)

TEAM	SEASON	TOTAL SACKS
1. Reggie White	1985-00	198.0
2. John Randle	1990-03	137.5
3. William Fuller	1986-98	100.5
4. Lee Williams	1984-93	82.5
5. James Harrison	2002-15	72.5
6. CAMERON WAKE	2009-15	69.0
7t. Adewale Ogunleye	2001-10	67.0
7t. Chris Clemons	2004-15	67.0
8. James Hall	2000-11	63.0
10. Keith Willis	1982-93	59.0

TWO-OR-MORE SACKS IN TEAM HISTORY

Wake has 15 games with two-or-more sacks, the second-most in team history after recording two vs. Houston in Week 7.

MOST CAREER GAMES WITH TWO-OR-MORE SACKS IN DOLPHINS HISTORY

NAME	MULTI-SACK GAMES
1. Jason Taylor	25
2. CAMERON WAKE	15
3t. Trace Armstrong	12
3t. Jeff Cross	12
5. Doug Betters	8

MULTI-SACK WAKE

In 2014, Wake recorded four multi-sack (1.5-or-more) games, increasing his career total to 15 multi-sack games.

CAMERON WAKE'S MULTI-SACK GAMES

Date	Opponent	Sack
9/30/2012	@Ari	4.5
10/18/2015	@Ten	4.0
10/17/2010	@GB	3.0
12/9/2012	@SF	3.0
10/31/2013	Cin	3.0
10/4/2009	Buf	2.5
9/8/2013	@Cle	2.5
11/7/2010	@Bal	2.0
12/12/2010	@NYJ	2.0
10/23/2011	Den	2.0
9/7/2014	NE	2.0
11/9/2014	@Det	2.0
12/21/2014	Min	2.0
12/5/2010	Cle	1.5
12/2/2012	NE	1.5



SPECIAL TEAMS NOTES

BLOCKED KICKS

With five blocked kicks in 2014 (three punts and two field goals), Miami's special teams units had the second most blocks in the NFL. DE Terrence Fede's blocked punt vs. Minnesota (12/21) set a new single-season franchise record for most blocked punts in a season, three, besting two blocks in 1972, 1973, 1974, 1978, 1991, 1996 and 2011. The last time the Dolphins blocked five kicks in a season was in 1977. Since 2010 when Darren Rizzi was named special team's coordinator, the Dolphins have amassed 13 blocked kicks (seven punts and six field goals) during that time. Through Week 1 of 2015, Miami's five blocked kicks beginning at the start of 2014 are second most in the NFL.

BLOCKED KICKS LEADERS, 2014-15

TEAM	BP	BK	TOT BLK
1. Philadelphia	4	2	6
2. MIAMI	3	2	5
3t. New England	1	3	4
3t. Minnesota	2	2	4



DENNEY SETS RECORD

LS John Denney has played in all 167 games of his 11-year career with the Dolphins. He passed Jason Taylor for first place in Dolphins history for most consecutive games played in Week 3 of 2013 vs. Atlanta (9/22):

Denney

MOST CONSECUTIVE GAMES PLAYED IN DOLPHINS HISTORY

PLAYER	CONSECUTIVE GAMES PLAYED	STREAK
1. JOHN DENNEY	167*	1ST IN 2005 THROUGH 4TH IN 2015
2. Jason Taylor	130	15th in 1999 through 16th in 2007
3. Jim Langer	128	10th in 1970 through 9th in 1979
4. Garo Yepremian	127	2nd in 1970 through 16th in 1978
5. Bob Baumhower	125	1st in 1977 through 14th in 1984

* active

MIAMI ROOKIE FIRSTS

With P Matt Darr and K Andrew Franks' appearance in the 17-10 victory over Washington, it marked the first time in a non-replacement season that a pair of rookies served as punter and kicker in the same season in Dolphins history. Additionally, following his start at Washington, G Jamil Douglas became just the fourth rookie in Dolphins history to start at guard in a season opener. He joined Keith Sims (1990), Donald Thomas (2008) and John Jerry (2010).

DARR BOOMS PUNTS IN NFL DOLPHINS DEBUT



Darr

P Matt Darr's 54.3 average per punt against the Redskins was the sixth-highest single-game average overall in team history and the best by a rookie. The previous record for single-game punting average by a Dolphins rookie was 51.2 yards per punt by Brandon Fields on Nov. 11, 2007 vs. Buffalo. Further, his 54.3 average was the highest punting average for a Dolphins player on opening day, surpassing Brandon Fields' 54.0 in 2013.

HIGHEST PUNTING AVG. IN A GAME IN DOLPHINS HISTORY

PLAYER	DATE	OPP	PUNT	YDS	AVG
1. Brandon Fields	9/23/12	NYJ	4	235	58.8
2. Reggie Roby	9/28/86	SF	4	234	58.5
3. Brandon Fields	12/12/10	at NYJ	10	564	56.4
4. Brandon Fields	12/4/11	Oak	4	222	55.5
5. John Kidd	10/27/96	Dal	5	272	54.4
6. MATT DARR	9/13/15	at Was	4	217	54.3
7t. Brandon Fields	9/8/13	at Cle	5	270	54.0
7t. Brandon Fields	12/1/14	at NYJ	4	216	54.0

Even more impressive, Darr's 54.3 average was tied for the second-highest ever on opening day for a rookie punter (with a minimum of four punts).

HIGHEST PUNTING AVG. ON OPENING DAY FOR A ROOKIE, MIN. 4 PUNTS

PLAYER	DATE	Tm	Opp	PUNT	AVG
1. Rodney Williams	9/10/01	NYG	at DEN	8	55.1
2. MATT DARR	9/13/15	MIA	at WAS	4	54.3
3. Chris Kluwe	9/11/05	MIN	TAM	4	54.3

Darr's high average not only propelled him up the Dolphins and NFL annals, but he also is sixth in the NFL in punting average this season.

2015 NFL PUNTING AVERAGE LEADERS

PLAYER	TEAM	PUNT	YDS	AVG	LG
1. Matt Bosher	Atl	27	1344	49.8	69
2. Sam Koch	Bal	25	1236	49.4	62
3. Pat McAfee	Ind	37	1813	49	61
4. Andy Lee	Cle	33	1609	48.8	67
5. Colton Schmidt	Buf	36	1749	48.6	65
6. MATT DARR	Mia	29	1401	48.3	63



2015 MIAMI DOLPHINS REGULAR SEASON SCHEDULE NOTES GAMES 1-8

Date	Opponent	Notes
Sept. 13	at Washington	<ul style="list-style-type: none">- The Last Time at Washington – Washington 16, Miami 13. Sept. 9, 2007- The Last Time vs. Washington – Miami 20, Washington 9. Nov. 13, 2011- The Series – Miami 8, Washington 5 (including playoffs)- Miami holds a 2-4 record at Washington in the series history- Miami has faced Washington in the Super Bowl twice and has split the series – a 14-7 win in Super Bowl VII on Jan. 14, 1973 and a 27-17 loss in Super Bowl XVII on Jan. 30, 1983- Miami will open the season for the third time in Washington, having split the prior two matchups, a 35-17 win on Sept. 2, 1984 and a 16-13 overtime defeat on Sept. 9, 2007
Sept. 20	at Jacksonville	<ul style="list-style-type: none">- The Last Time at Jacksonville – Miami 27, Jacksonville 13. Oct. 26, 2014- The Series – Miami 4, Jacksonville 3 (including playoffs)- The Dolphins have won three-straight games against the Jaguars (14-10 at Jacksonville on Dec. 13, 2009, 24-3 vs. Jacksonville on Dec. 16, 2012 and 27-13 at Jacksonville on Oct. 26, 2014)- Miami holds a 3-2 record (including playoffs) at Jacksonville in the series history
Sept. 27	Buffalo	<ul style="list-style-type: none">- The Last Time vs. Buffalo – Miami 22, Buffalo 9. Thursday, Nov. 13, 2014- The Series – Miami 57, Buffalo 40 (1 tie)- Miami holds a 32-16-1 home record vs. Buffalo in the series history- Miami has won five of the last seven home games against Buffalo, with all five margins of victory greater than nine points
Oct. 4	N.Y. Jets (London, England)	<ul style="list-style-type: none">- The Last Time vs. New York Jets – Miami 24, New York Jets 37. Dec. 28, 2014- The Last Time in London, England – Miami 38, Oakland 14. Sept. 28, 2014- The Series – New York Jets 51, Miami 46 (1 tie)- This game will mark the third time the Dolphins have played a regular season game in London and will be the second-straight season (13-10 loss against New York Giants on Oct. 28, 2007 and 38-14 win against Oakland on Sept. 28, 2014)- Miami holds a 24-24-1 home record vs. the New York Jets in the series history
Oct. 18	at Tennessee	<ul style="list-style-type: none">- The Last Time at Tennessee – Tennessee 27, Miami 24. Dec. 20, 2009- The Last Time vs. Tennessee – Tennessee 37, Miami 3- The Series – Miami 18, Tennessee 16 (including playoffs)- Miami has won eight of the last 12 matchups against Tennessee- Miami holds a 7-8 record at Tennessee in the series history
Oct. 25	Houston	<ul style="list-style-type: none">- The Last Time vs. Houston at home – Houston 23, Miami 13. Sept. 18, 2011- The Last Time vs. Houston – at Houston 30, Miami 10. Sept. 9, 2012- The Series – Houston 7, Miami 0- Houston is the only team Miami has never defeated in the franchise's history
Oct. 29	at New England	<ul style="list-style-type: none">- The Last Time at New England – New England 41, Miami 13. Dec. 14, 2014- Miami holds a 17-31 record at New England in the series history- The last time Miami faced New England on a Thursday was in a 17-10 win at home on Oct. 18, 1990
Nov. 8	at Buffalo	<ul style="list-style-type: none">- The Last Time at Buffalo – Buffalo 29, Miami 10. Sep. 14, 2014- Miami holds a 25-24 record at Buffalo in the series history



2015 MIAMI DOLPHINS REGULAR SEASON SCHEDULE NOTES GAMES 9-16

Date	Opponent	Notes
Nov. 15	at Philadelphia	<ul style="list-style-type: none">- The Last Time at Philadelphia – Philadelphia 17, Miami 7. Nov. 18, 2007- The Last Time vs. Philadelphia – Philadelphia 26, Miami 10. Dec. 11, 2011- The Series – Miami 7, Philadelphia 6- Miami holds a 2-4 record at Philadelphia in the series history
Nov. 22	Dallas	<ul style="list-style-type: none">- The Last Time vs. Dallas at home – Dallas 37, Miami 20. Sept. 16, 2007- The Last Time vs. Dallas – Dallas 20, Miami 19. Nov. 24, 2011- The Series – Miami 7, Dallas 6 (including playoffs)- In their lone playoff contest, the Dolphins fell to the Cowboys 24-3 in Super Bowl VI on Jan. 16, 1972- Miami holds a 2-2 record vs. Dallas in the series history, with the last victory occurring more than two decades ago when the Dolphins defeated the Cowboys 28-21 on Dec. 17, 1984
Nov. 29	at N.Y. Jets	<ul style="list-style-type: none">- The Last Time at New York Jets – Miami 16, New York Jets 13. Dec. 1, 2014- Miami holds a 22-27 record at New York Jets in the series history- Miami has won three-straight and six of the last seven road games against the New York Jets
Dec. 6	Baltimore	<ul style="list-style-type: none">- The Last Time vs. Baltimore – Baltimore 28, Miami 13. Dec. 7, 2014- The Series – Baltimore 7, Miami 5 (including playoffs)- The Dolphins' previous two wins against the Ravens (2003, 2007) have been overtime victories- The Dolphins will be facing the Ravens in the regular season for the third-straight season for the first time in franchise history- Miami holds a 4-5 (including playoffs) home record vs. Baltimore in the series history
Dec. 14	N.Y. Giants	<ul style="list-style-type: none">- The Last Time vs. New York Giants at home – New York Giants 13, Miami 10 (game played in London, England). Oct. 28, 2007- The Last Time vs. New York Giants – New York Giants 20, Miami 17. Oct. 30, 2011- The Series – Miami 2, New York Giants 5- Miami holds a 0-3 home record vs. New York Giants in the series history- Miami's Monday Night Football matchup with the Giants marks the first time the two teams have squared off in a Monday Night Football contest
Dec. 20	at San Diego	<ul style="list-style-type: none">- The Last Time at San Diego – San Diego 26, Miami 16. Oct. 2, 2011- The Last Time vs. San Diego – Miami 37, San Diego 0. Nov. 2, 2014- The Series – Miami 16, San Diego 14 (including playoffs)- Miami holds a 6-10 record (including playoffs) at San Diego in the series history- Miami has won nine of the last 11 games played between the two teams, including four of the last six matchups on the road- Miami's 37-0 victory in 2014 was the team's first shutout since the squad defeated New England 21-0 on Dec. 10, 2006. It was also tied for the 10th-highest margin of victory in team history
Dec. 27	Indianapolis	<ul style="list-style-type: none">- The Last Time vs. Indianapolis at home – Indianapolis 27, Miami 23. Sept. 21, 2009- The Last Time vs. Indianapolis – Miami 24, Indianapolis 20. Sept. 15, 2013- The Series – Miami 47, Indianapolis 25 (including playoffs)- Miami holds a 25-11 (including playoffs) home record vs. Indianapolis in the series history- The Dolphins are 2-0 against the Colts in the playoffs, with both games occurring at home (21-0 conference championship win on Jan. 2, 1972 and 23-17 wild card win on Dec. 30, 2000)
Jan. 3	New England	<ul style="list-style-type: none">- The Last Time vs. New England – Miami 33, New England 20. Sept. 7, 2014- Miami's 33-20 victory over New England was in the season opener and resulted in the Dolphins winning back-to-back games (24-20 win at home on Dec. 15, 2013) against the Patriots for the first time since the 2000-01 seasons (27-24 win at New England on Dec. 24, 2000 and 30-10 win at home on Oct. 7, 2001)- Miami holds a 34-14 home record vs. New England in the series history- Miami has won consecutive home games against New England for the first time since the 2001-02 seasons (30-10 on Oct. 7, 2001 and 26-13 on Oct. 6, 2002)- The Dolphins-Patriots matchup in Week 17 marks the first time the two teams have met in the final regular season game in Miami since the 1997 season



SUN LIFE STADIUM MODERNIZATION OVERVIEW



- On June 28, 2014, the Miami Dolphins commenced work on Sun Life Stadium's \$400 million comprehensive modernization, which will usher in a new era of Miami Dolphins football and special events for South Florida.
- Phase I of the project involved changing every seat in the stadium and rebuilding the concourses on the 100 and 300 levels. Every seat in the stadium is now brand new with improved food and enhanced concourses throughout the entire facility.
- Phase II will involve the installation of a state-of-the-art canopy that will keep as many as 91 percent of the spectators in the shade and protected from the rain, depending on the time of the day and the month, and four giant high-definition video boards, as well as upgrading the concourse at the 200 level.
- Upon completion, Sun Life Stadium will be a best-in-class facility capable of attracting world-class events, including Super Bowls, college football championship games and international soccer, to South Florida.





STADIUM COMPARISON



2014	76,018	Seats
	8	Unique seating experiences
	12,000	Total video board square footage
	80	Feet from the field to the sideline seats
	17%	% OF FANS IN SHADE*
		*Sept. 1 PM kickoff

2015	65,326	Seats
	16	Unique seating experiences
	12,000	Total video board square footage
	56	Feet from the field to the sideline seats
	17%	% OF FANS IN SHADE*
		*Sept. 1 PM kickoff



2016	65,326	Seats
	16	Unique seating experiences
	22,400	Total video board square footage
	56	Feet from the field to the sideline seats
	92%	% OF FANS IN SHADE*
		*Sept. 1 PM kickoff



MIAMI DOLPHINS IN THE COMMUNITY: DOLPHINS PARTNER WITH UNITED WAY AND SPECIAL OLYMPICS FOR HOMETOWN HUDDLE



General Manager Dennis Hickey at Hometown Huddle



Jay Ajayi at Hometown Huddle

Miami Dolphins General Manager Dennis Hickey, RB Jay Ajayi, CB Tony Lippett, CB Bobby McCain and LB Zach Vigil, along with cheerleaders and mascot TD partnered with United Way and Special Olympics to host more than 100 students from Dade and Broward County Schools in a Hometown Huddle event.

"We're blessed with the Miami Dolphins and our partnership with United Way and Special Olympics to be able to bring all the kids out here. We had them in our facility, got them running through the bags, catching footballs, diving onto bags. It's a great time for them. It also encourages fitness. Play 60 is such a great concept and we're just glad to be part of it," Hickey said. "With the Dolphins – leading all the way up to our owner Stephen Ross – it's part of our DNA. We always want to be part of the community and give back to the community. We've been blessed with where we're at in professional football and we choose to use that platform to help, give back and to impact others."

The kids in 1st-8th grade participated in several fitness-orientated stations and learned the benefits of hydration and staying physically active. The Hometown Huddle event helped spread the Miami Dolphins' Dol-fit message of education, physical fitness and positive choices to elementary and middle school students of South Florida.

"Flag football is one our sports that is our unified sport – which means that all of the teams are comprised of athletes with or without intellectual disabilities. Today we have had our elementary school students here," Special Olympics Florida Regional Director Linsey Smith said. "To be able to give them an opportunity like this where they can come out and get excited about the sport in general is great exposure."

The Miami Dolphins Foundation also gave a \$5,000 grant to the United Way.

"United Way has a special partnership with the Dolphins to invite these children out today to show them a little bit of fun and excitement about the game of football and really get to meet the players and practice on the field that the Dolphins that they see every weekend are playing on and having fun," United Way of Broward County Vice President of Marketing & Communications Hattie Hess said.



Zach Vigil at Hometown Huddle



Miami Dolphins Hometown Huddle with United Way and Special Olympics
2015 Miami Dolphins Weekly Release



MIAMI DOLPHINS 50TH SEASON

MIAMI DOLPHINS UNVEIL 50TH SEASON CELEBRATIONS



50th Season Patch


The Miami Dolphins announced on May 9 elements for the team's 50th season celebration, including a throwback jersey, commemorative book, voting for the top 50 players and greatest game in Dolphins history as well as themes that will surround each home game at Sun Life Stadium.

This year, the franchise celebrates 50 seasons in South Florida, commemorating the milestone with several unique elements that will be unveiled throughout this golden landmark. The organization for the occasion has unveiled a customized 50th season logo. This logo will be displayed on all associated merchandise, campaigns, content on social platforms, video and all media as well as a patch on all player jerseys throughout the 2015 football season.

Additionally, the Dolphins unveiled the "Since" campaign, chronicling all five decades of the franchise from the fans' perspective and capturing the moments when the Dolphins became part of the fabric of their fandom. The team will roll out noted moments in time from historical assets through the current day, and ask for user generated content submitted through social platforms from fans and their "Since Moment" at dolphins.com/sincemoment or #SinceMoment. The campaign was created in house, and will be activated on social and digital platforms, with heavier out of home activation closer to the 2015 NFL season.

"Fins at Fifty" is the team's official 50th Anniversary coffee table book, chronicling and celebrating the rich 50-year history of Miami Dolphins football. Starting with a foreword by Don Shula, the definitive, 256-page hardcover book will take fans on a half-century journey covering unforgettable players and coaches and the memorable games and seasons they produced. Using one-of-a-kind photos and historical artifacts from the team's official archives, as well as unique first-person accounts from some of the greatest names in Dolphin history, the book will tell a colorful story of the team's unmatched history that cannot be found elsewhere. The book is being published by Skybox Press, one of the country's leading publishers of iconic sports coffee table books, and is available for pre-sale in the Dolphins team stores, and online at DolphinsBook.com

Finally, throughout the 2015 season the Dolphins will celebrate the 50th season with elements at each game, including a special tribute to 1966 members on field. This 50th season marks one of the best home schedules in years, with the Dec. 14 home matchup against the N.Y. Giants featuring Alumni Weekend and throwback jerseys worn by the team.



"Fins at Fifty" Official
50th Anniversary Coffee
Table Book

MIAMI DOLPHINS ANNOUNCE TOP 50 VOTING AND THROWBACK UNIFORM AS PART OF 50TH SEASON CELEBRATION

PRESENTED BY PEPSI

The Miami Dolphins as part of the franchise's 50th season celebration presented by Pepsi announced on July 29 additional elements to mark the milestone, including open fan voting for the team's Top 50 players and a hallmark throwback uniform. The throwback uniform and the Top 50 players will be an integral part of the organization's 50th Season Homecoming festivities on Dec. 14 when the Dolphins play host to the New York Giants at Sun Life Stadium.

Pepsi as presenting sponsor of the Dolphins 50th season celebration has inclusion in the team's microsite at Dolphins.com/Since, presence within the campaign's out of home signage as well as online voting for the Top 50 players.

Beginning July 29 through Sept. 15 on Dolphins.com, fans have an opportunity to help select an all-time team of the 50 best players in Dolphins history. Fans, along with alumni, South Florida media who regularly cover the team and a blue-ribbon panel, will each contribute input in the team's final composition. Those four groups will vote from a list of 100 players throughout the team's history compiled by the Dolphins organization. The 100 were selected based on a number of factors, with heavy emphasis on excellence (how well they played), longevity (how long they contributed to the team at a high level) and teamwork (how well they made the players around them better).

The Dolphins will wear a throwback uniform with a nod to the team's storied history while incorporating innovative aspects of modern design and functionality for the Monday Night Football game. Aqua, orange and white were new to football when the Miami Dolphins hit the gridiron in 1966. Since then, the team's color scheme has remained, but the aesthetics have undergone a subtle evolution including, in the 1970s, the addition of contrast cuffs. In commemoration of the franchise's 50th year, the Dolphins refresh their original uniform composition — a solid aqua jersey punctuated by white and orange numbers paired to white pants — with the NFL Nike Elite 51 Uniform.

This will mark the first time that the Dolphins have worn throwback uniforms for a home game and just the second time overall in team history. The only other time the Dolphins wore a throwback uniform was on Nov. 27, 2003 in a 40-21 Thanksgiving Day win at Dallas, where the organization commemorated the 30th anniversary of the 1973 team that captured Super Bowl VIII.

While the team will don this uniform as part of the Homecoming celebration on Dec. 14, fan jerseys as well as a complete line of 50th season merchandise are available now for purchase on Dolphins.com.





DOLPHINS ON THE AIR THIS SEASON

CEFALO, GRIESE AND ROSE RETURN TO THE BOOTH IN 2015

WBGG (105.9 FM) and WINZ (940 AM) are in their sixth year as the flagship stations for the Miami Dolphins Radio Network.

On March 1, 2010, the Dolphins announced a multi-year radio broadcast rights partnership with Clear Channel Communications that resulted in WBGG-FM (Big 105.9) and WINZ-AM (940 – The Sports Animal) being the Dolphins flagship stations. All Dolphin preseason, regular season and playoff games are broadcast exclusively in South Florida on those two outlets and throughout South and Central Florida on the Miami Dolphins Radio Network.

In addition to the game broadcasts, a two-hour pregame and a two-hour postgame show rounds out “Dolphins Game Day Live” coverage on WBGG, WINZ, The Miami Dolphins Radio Network, Dolphins.com, FanVision, the In-Stadium Television Network, the Dolphins Television Network and the Dolphins mobile app.

Jimmy Cefalo begins his 11th season as part of the Dolphins’ radio team, and is certainly well known as both a broadcaster and a former Dolphins player. For many years he served as the sports anchor for WPLG-TV (Channel 10), first joining that station in October of 1992 as the host of “Sports Monday.” Since then he became the sports anchor for Local 10 News Monday through Friday and anchored the station’s popular “Sports Jam Live,” which aired on Sunday nights.



In 2015, Bob Griese, Joe Rose, and Jimmy Cefalo return to the Dolphins’ radio team.

Prior to his broadcasting career, Cefalo played seven seasons with the Dolphins (1978-84) as a wide receiver, and finished with 93 catches for 1,739 yards and 13 touchdowns. His best season came in 1981, when he caught 29 passes for 631 yards (21.8 yards per catch) and three touchdowns. He also was a member of two Dolphins Super Bowl teams, and in Super Bowl XVII against the Washington Redskins, he caught a 76-yard touchdown pass from David Woodley, which at the time was the second-longest reception in Super Bowl history. Cefalo originally joined the Dolphins as a third-round draft choice in 1978 following a stellar collegiate career at Penn State.

Joe Rose again joins Cefalo on the team’s radio broadcasts, and like Cefalo, he built a broadcast career after his playing days ended. He is in his 10th season as a Dolphins radio analyst. In past years he has hosted “The Coaches Show” on WTVJ-TV (Channel 6), having joined the station in 1992, and was featured on the station’s successful “Sunday Sports Final” as well before retiring from television work in 2015. Rose is well known locally for his popular 6-10 a.m. weekday show on WQAM.

Rose was a Dolphins tight end from 1980-85, and in that time caught 112 passes for 1,493 yards and 13 touchdowns. He had his best year in 1983, when he had 29 catches for 345 yards and three touchdowns. He is best known for catching Dan Marino’s first regular season touchdown pass, a six-yard reception on September 19, 1983 in Los Angeles versus the Raiders. Rose originally was a seventh-round draft pick of the Dolphins in 1980 after playing at the University of California.

Joining Rose and Cefalo in the booth for the regular season is former Dolphins great and Pro Football Hall of Fame member Bob Griese, who is in his fifth year as a member of Miami’s radio team after a long tenure on ABC and ESPN’s broadcast teams for college football.

Griese led the Dolphins from 1967-80 where his No. 12 jersey became the first in the franchise’s history to be retired, on May 6, 1982. In 1990, he was also voted the quarterback on the Dolphins’ Silver Anniversary all-time team and was enshrined on the Dolphins Honor Roll at Sun Life Stadium. He also was a charter inductee in the Dolphins’ Walk of Fame in 2011. Including playoffs, he had a .681 winning percentage (88-41-1) and was a consensus All-Pro quarterback in 1971 and 1977, while appearing in six Pro Bowls. He was elected to the Hall of Fame in 1990.

Kim Bokamper, a former Dolphins Pro Bowl linebacker, will continue in his role on the broadcast team as a sideline reporter.

In July 2015, the Dolphins announced a multi-year deal with 1210 ESPN Deportes in Miami to be the Spanish language flagship station of the Miami Dolphins. 1210 ESPN Deportes (WNMA-1210 AM) and the Miami Dolphins Spanish Radio Network broadcast every Dolphins game. This season marks the 34th consecutive year that Dolphins games will be broadcast in Spanish.

2015 MIAMI DOLPHINS RADIO NETWORK

LOCATION	NETWORK	LOCATION	NETWORK
Florida Keys	WKWF 1600 AM	Miami	WINZ 940 AM
Fort Lauderdale	WBGG 105.9 FM	Miami	WNMA 1210 AM (Spanish)
Fort Lauderdale	WINZ 940 AM	Orlando	ESPN 580 AM
Fort Lauderdale	WNMA 1210 AM (Spanish)	Stuart	WCZR 101.7 FM
Fort Myers/Naples	WRXK 96.1 K-Rock FM	Vero Beach	WCZR 101.7 FM
Fort Pierce	WCZR 101.7 FM	West Palm Beach	WZZR 94.3 FM
Miami	WBGG 105.9 FM	West Palm Beach	WJNO 1290 AM



Eduardo Martell and Raul Striker Jr. will call Dolphins games on 1210 ESPN Deportes this season.



MIAMI DOLPHINS MEDIA WORKROOM ACCESS PARKING INFORMATION FOR THE 2015 SEASON

As a reminder, the workroom for accredited media covering the Miami Dolphins is located behind the Dolphins Pro Shop at the Doctors Hospital Training Facility at Nova Southeastern University. Access to the media workroom is granted by the Communications Staff.

Parking passes are distributed by the Communications Department. The passes need to be clearly displayed to gain entry into the media parking areas. Media parking is available at the Nova Southeastern University Medical School garage (HPD Garage), which is next to the Dolphins Pro Shop, and located near the intersection of University Drive and S.W. 30th Street, between Griffin Road and I-595. Access to this garage is off University Drive and S.W. 30th Street. In the event the HPD Garage is full, the overflow media parking will be in the AUX Parking Lot next to the NOVA Softball fields.

PLEASE NOTE – ALL MEDIA ARE ASKED TO PARK ON THE SECOND FLOOR OF THE HPD GARAGE. PARKING ON THE FIRST FLOOR IS RESERVED FOR NOVA PATIENTS ONLY. THE GARAGE WILL BE MONITORED BY NOVA AND THOSE WHO PARK ON THE FIRST FLOOR WILL BE TICKETED.

PLEASE PREARRANGE ALL LIVE TRUCK PARKING through the Miami Dolphins Communications Department.

DIRECTIONS TO DOCTORS HOSPITAL TRAINING FACILITY AT NOVA SOUTHEASTERN UNIVERSITY

FROM I-95 OR FLORIDA'S TURNPIKE

Exit at I-595; proceed west to University Drive exit
Turn left (south) onto University Drive
Proceed to S.W. 30th Street (Abe Fischler Blvd.) turn left (east)
Proceed past the Miami Dolphins facility to Ray Ferrero Jr. Blvd.
Turn right and parking facility will be on your right.

UNIVERSITY DRIVE

From north of I-595
Take University Drive south past I-595 to S.W. 30th Street (Abe Fischler Blvd.) turn left (east).
Proceed past the Miami Dolphins facility to Ray Ferrero Jr. Blvd.
Turn right and parking facility will be on your right.

FROM SOUTH OF GRIFFIN ROAD

Take University Drive north past Griffin Road to S.W. 30th Street (Abe Fischler Blvd.) turn right (east)
Proceed past the Miami Dolphins facility to Ray Ferrero Jr. Blvd.
Turn right and parking facility will be on your right.





GAME 1: MIAMI 17, AT WASHINGTON 10

SUNDAY, SEP. 13 • 1 P.M. ET • FEDEXFIELD • LANDOVER, MD



On a day when Jarvis Landry did a little bit of everything for the Dolphins, it was an electric punt return that proved the difference in the season opener at Washington.

Landry returned a punt 69 yards for a touchdown to break a 10-10 tie and lead to a 17-10 victory at FedEx Field.

He also tied a career high with eight catches and had a nifty 14-yard run on an inside handoff from the shotgun formation.

It was the third consecutive season-opening victory for the Dolphins, who beat the Cleveland Browns in 2013 and beat the New England Patriots last season.

Rishard Matthews had the other touchdown for the Dolphins, who overcame a 10-0 first-half deficit. Matthews scored on a 3-yard touchdown pass from Ryan Tannehill.

After a difficult start, particularly against the run, the Dolphins defense came up with some big plays and cornerbacks Brent Grimes and Brice McCain both had interceptions.

The Dolphins secured the victory when they stopped Washington on down after a final drive that reached the Miami 20-yard line. The defense forced an incompletion on fourth down with a blitz that hurried quarterback Kirk Cousins' pass attempt.

The offense was able to kill the clock thanks to a 22-yard reception by Lamar Miller and then a determined run to convert a third-and-8.

Landry, who joined Marcus Thigpen (2012) and Tommy Vigorito (1982) as the only players in Dolphins history to score on a punt return in a season opener, scored halfway through the fourth quarter after taking a Tress Way punt.

He ran through a gaping hole in the middle of the field before beating Way with a quick outside-inside move.

Landry's touchdown came after the Dolphins had tied the score with a field goal by rookie Andrew Franks. That drive had featured Landry's 14-yard run and had the Dolphins with a first-and-goal from the 3-yard line.

The Dolphins trailed 10-7 heading into the second half before wasting a nice scoring opportunity on their first drive of the third quarter after moving to a second-and-4 from the Washington 22-yard line.

After Matthews dropped a pass on second down, Washington got to Tannehill on third down and knocked the ball loose while in the process of tackling him. Offensive linemen Branden Albert and Ja'Wuan James both attempted to fall on the loose ball, but not only did they fail to secure it, they moved it closer to the Dolphins end zone.

In the end, it was Washington rookie Preston Smith, who had punched the ball away to begin the madness, who recovered it at the Dolphins 42-yard line.

There was no damage done because the Dolphins defense forced Washington into a three-and-out.

Later in the third quarter, Washington saw a third-and-4 from the Dolphins 22-yard line turn into a third-and-29 after three consecutive penalties.

In what mostly was a forgettable first half, the Dolphins got a much-needed score right before halftime.

After Jordan Reed's 4-yard touchdown catch gave Washington a 10-0 lead with 1:49 left in the half, the Dolphins marched 80 yards in just 1:02 on a drive capped by Matthews' touchdown.

The key player on the drive was tight end Jordan Cameron, who started things off with a 27-yard reception and later had a 13-yard catch that gave the Dolphins a first-and-goal at the 3-yard line.

Another big play came when Tannehill connected with Greg Jennings for an 11-yard gain and a roughing-the-passer penalty was tacked on.

Things didn't get off a very good start for the Dolphins, who allowed back-to-back drives of 11 and 10 plays sandwiched around a three-and-out by their offense.

The Dolphins only trailed 3-0, however, after a missed field goal.

The Dolphins' best scoring chance before the two-minute warning came after Grimes intercepted Cousins at the Washington 21-yard line. But Damien Williams was stopped for no gain on fourth-and-1 from the Washington 12.

SCORING

SCORE BY PERIODS	1	2	3	4	OT	Total
Miami Dolphins	0	7	0	10	0	17
Washington Redskins	3	7	0	0	0	10

SCORING DRIVES

Team	Qtr	Time	Play Description (Extra Point) (Drive info)	MIA	WSH
Redskins	1	7:39	K.Forbath 45 yd. Field Goal (12-53, 7:21)	0	3
Redskins	2	1:49	J.Reed 4 yd. pass from K.Cousins (K.Forbath kick) (17-88, 8:49)	0	10
Dolphins	2	0:27	R.Matthews 3 yd. pass from R.Tannehill (A.Franks kick) (9-80, 1:22)	7	10
Dolphins	4	11:34	A.Franks 22 yd. Field Goal (10-76, 5:13)	10	10
Dolphins	4	10:22	J.Landry 69 yd. punt return (A.Franks kick)	17	10

TEAM STATISTICS

	DOLPHINS	REDSKINS
TOTAL FIRST DOWNS	19	20
THIRD DOWN EFFICIENCY	5-12-42%	6-14-43%
FOURTH DOWN EFFICIENCY	0-1-0%	0-1-0%
TOTAL NET YARDS	256	349
NET YARDS RUSHING	74	161
NET YARDS PASSING	182	188
PASS ATTEMPTS-COMPLETIONS-HAD INTERCEPTED	34-22-0	31-21-2
KICKOFFS Number-In End Zone-Touchbacks	4-4-3	3-2-1
PUNTS Number and Average	4-54.3	3-41.3
FGs - PATs Had Blocked	0-0	0-0
TOTAL RETURN YARDAGE (Not Including Kickoffs)	76	23
PENALTIES Number and Yards	6-39	11-88
FUMBLES Number and Lost	2-1	1-0
TOUCHDOWNS	2	1
EXTRA POINTS Made-Attempts	2-2	1-1
FIELD GOALS Made-Attempts	1-1	1-2
RED ZONE EFFICIENCY	1-3-33%	1-1-100%
GOAL TO GO EFFICIENCY	1-2-50%	1-1-100%
SAFETIES	0	0
TIME OF POSSESSION	22:06	37:54

INDIVIDUAL STATISTICS

RUSHING (Att-Yds): Miami, L. Miller 13-53, J. Landry 1-14, R. Tannehill 3-7, D. Williams 1-0. Washington, A. Morris 25-121, M. Jones 6-28, C. Thompson 3-11, J. Crowder 1-2. K. Cousins 2-(-1).

PASSING (C-A-Y-TD-I): Miami, R. Tannehill 34-22-226-1-0. Washington, K. Cousins 31-21-196-1-2.

RECEIVING (Rec-Yds): Miami, J. Landry 8-53, J. Cameron 4-73, R. Matthews 4-34-1 TD, G. Jennings 3-29, L. Miller 1-22, K. Stills 1-12, D. Williams. Washington, J. Reed 7-63, P. Garcon 6-74, A. Roberts 3-36, D. Carrier 2-8, R. Grant 1-15, D. Young 1-0, J. Crowder 1-0.

SACKS (Sk-Yds): Miami, J. Phillips 1-8. Washington, P. Smith, 1-38, J. Hatcher 1-1, C. Baker 0.5-2.5, R. Kerrigan 0.5-2.5.

INTERCEPTIONS (Int-Yds): Miami, B. Grimes 1-2, Br. McCain 1-0. Washington, none.

TACKLES (S-A-T): Miami, R. Jones 7-5-12, K. Misi 9-2-11, J. Jenkins 7-4-11, J. Taylor 6-3-9, T. Fede 4-2-6, Br. McCain 2-4-6, K. Sheppard 3-2-5, E. Mitchell 3-1-4, W. Aikens 2-0-2, B. Grimes 1-1-2, N. Suh 1-1-2, J. Phillips 1-0-1, M. Thomas 1-0-1, C. Mosley 1-0-1, Z. Vigil 1-0-1, D. Shelby 0-1-1. Washington, D. Hall 6-2-8, T. Robinson 6-2-8, D. Goldson 6-0-6, K. Robinson 3-2-5, J. Hatcher 3-1-4, J. Rogers 1-3-4, D. Ihenacho 1-2-3, P. Riley 1-2-3, C. Baker 0-3-3, T. Murphy 0-3-3, D. Ameron 2-0-2, R. Kerrigan 1-1-2, P. Smith 1-0-1, T. Knighton 1-0-1, C. Culliver 0-1-1.

MISSED FIELD GOAL: Miami, none. Washington, K. Forbath 46WR.



POSTGAME NOTES VS. WASHINGTON

- The tickets distributed were 76,512.
- QB Ryan Tannehill, DE Cameron Wake and S Michael Thomas served as the game captains.
- With the 17-10 win, Miami is now 8-4 in regular season action against the Redskins.
- Following the victory, Miami has now won season openers in three-straight years (33-20 vs. New England on Sept. 7, 2014 and 23-10 at Cleveland on Sept. 8, 2013) for the first time since the 2000-02 seasons (49-21 vs. Detroit on Sept. 8, 2002, 31-23 at Tennessee on Sept. 9, 2001 and 23-0 vs. Seattle on Sept. 3, 2000).
- After the win, Miami is now 27-22-1 all-time in season openers and 17-14-1 in season-opening road contests.
- Miami is now 2-1 in season openers against Washington, with all three contests being played in Washington (a 35-17 win on Sept. 2, 1984 and a 16-13 overtime defeat on Sept. 9, 2007).
- Miami held Washington to 0-of-5 on third down in the second half today after allowing 6-of-9 to be converted in the first half.
- DT Jordan Phillips recorded the first sack of his career for a loss of eight yards on Washington's opening drive.
- CB Brent Grimes recorded an interception and returned it for two yards in the second quarter. Since joining the Dolphins in 2013, Grimes has now recorded 10 interceptions. Entering the game, Grimes' nine interceptions in his two seasons with the team were tied for the fourth-most interceptions in the NFL during that time span.
- WR Rishard Matthews recorded a 3-yard touchdown reception on a pass from QB Ryan Tannehill in the second quarter. The drive went nine plays for 80 yards in 1:22. The touchdown reception was Matthews' fifth of his career.
- WR Jarvis Landry tied his career high with eight receptions for 53 yards. He recorded eight receptions three times last season.
- With his eight receptions, WR Jarvis Landry has recorded five-or-more receptions in 10-straight games, continuing to improve on his franchise record for consecutive games with five-or-more catches. He surpassed O.J. McDuffie's eight-straight games, which was set in 1998.
- WR Jarvis Landry's 69-yard punt return for a touchdown was the first punt return for a touchdown by a Dolphins player since Marcus Thigpen's 72-yard at Houston on Sept. 9, 2012.
- WR Jarvis Landry's punt return for a touchdown was the third punt return for a touchdown in a Dolphins season opener in franchise history (Marcus Thigpen at Houston in 2012 and Tom Vigorito at the N.Y. Jets in 1982).
- WR Jarvis Landry recorded a career-long 14-yard rushing attempt in the fourth quarter.
- K Andrew Franks converted the first field goal of his career on a 22-yard attempt in the fourth quarter. The drive went 10 plays for 78 yards in 4:41.
- QB Ryan Tannehill notched his eighth-career comeback victory. He finished the game by completing 22-of-34 passes for 226 yards and one touchdown, for a passer rating of 93.5.
- In his Dolphins debut, CB Brice McCain recorded an interception in the fourth quarter. It was his ninth career interception.
- LB Koa Misi tied his career high with 11 tackles (nine solo) tackles today. The last time he notched 11 tackles was at Houston on Sept. 9, 2012.
- S Reshad Jones recorded 12 tackles (seven solo), tied for the second-most in a game in his career.
- The following players made their NFL debut against Washington: P Matt Darr, G Jamil Douglas, K Andrew Franks, LB Neville Hewitt, CB Bobby McCain, WR DeVante Parker, DT Jordan Phillips and LB Zach Vigil.
- The following veteran players made their Dolphins debut against Washington: CB Zack Bowman, TE Jordan Cameron, WR Greg Jennings, G/T Jeff Linkenbach, CB Brice McCain, DT C.J. Mosley, LB Spencer Paysinger, WR Kenny Stills and DT Ndamukong Suh.
- With rookie P Matt Darr and K Andrew Franks' appearance in the game, this marked the first time in a non-replacement season that a pair of rookies served as punter and kicker in the same season in Dolphins history.
- With his start today, G Jamil Douglas became just the fourth rookie in Dolphins history to start at guard in a season opener. He joined Keith Sims (1990), Donald Thomas (2008) and John Jerry (2010).
- LS John Denney extended his consecutive games played streak to 161, most in franchise history.
- DT Earl Mitchell extended his consecutive games played streak to 74, the fourth-most in the NFL among active defensive tackles.



GAME 2: JACKSONVILLE 23, MIAMI 20

SUNDAY, SEP. 20 • 4:05 P.M. ET • EVERBANK FIELD • JACKSONVILLE, FLA.



The Dolphins rallied from a first-half deficit for a second consecutive week, but they came up on the short end this time.

Jason Myers hit a 28-yard field goal with 40 seconds left to break a 20-20 tie and hand the Dolphins their first loss of the season, 23-20 at EverBank Field in Jacksonville.

The Dolphins had one last chance after taking over at their 20, but they didn't have a timeout and failed to get a first down.

The loss spoiled a strong performance by quarterback Ryan Tannehill, who completed 30 of 44 passes for 359 yards with two touchdowns and no interceptions.

His favorite receivers were Jarvis Landry and Rishard Matthews, who both went over 100 yards.

Tannehill's touchdown passes went to running back Damien Williams in the first half and to tight end Jake Stoneburner in the third quarter.

Stoneburner's touchdown came on his first NFL reception. Stoneburner, who was promoted off the practice squad Monday, was playing in his 10th NFL game.

The star on offense for Jacksonville was second-year wide receiver Allen Robinson, who had five catches for 145 yards and two touchdowns in the first half alone.

After tying the game 20-20 early in the third quarter, the Dolphins offense stalled by finishing with five punts before the final drive.

The Dolphins were hurt throughout the game by penalties, none costlier than a personal foul call on defensive end Olivier Vernon that put Jacksonville at the Miami 19-yard line on the game-winning drive. Miami ended up being penalized 13 times for 112 yards.

The game looked like it was going to be a shootout before it turned into a defensive battle in the second half, with some help from some untimely penalties by the Dolphins and dropped passes by the Jaguars.

The Dolphins also got little production from their running game. They averaged only 2.6 yards on their 16 rushing attempts and Tannehill was the team's rushing leader with 17 yards.

The Dolphins got only 5 rushing yards on their opening drive of the second half, but that didn't stop them from marching 80 yards and tying the game at 20-20 on Stoneburner's touchdown.

Landry was the key player on the drive with a 36-yard catch to the Jaguars 32-yard line and a 13-yard reception to give the Dolphins a first-and-goal at the 6-yard line.

The Dolphins went into the locker room at halftime trailing 20-13 after Myers — who this season joined Miami defensive end Terrence Fede as the only NFL players from Marist College — hit a 58-yard field goal on the last play of the first half.

Jacksonville scored after Dolphins kicker Andrew Franks missed a 42-yard field goal attempt — his first NFL miss after three successful efforts.

For the second time in two games, the Dolphins defense allowed a score on the first drive of the game, but this time it was a touchdown, a 3-yard reception by Robinson.

After falling behind 10-0 at Washington in the opener last Sunday, the Dolphins found themselves down 17-6 in the first half against Jacksonville.

Tannehill connected with Matthews for a 48-yard pass on the Dolphins' first play from scrimmage, leading to a 48-yard field goal that made it a 7-3 game.

After Jacksonville responded with a field goal to restore its seven-point lead, Franks made a 41-yard field goal early in the second quarter to make it 10-6.

Robinson's 46-yard touchdown made it 17-6, but the Dolphins answered immediately with an impressive 83-yard drive.

The key player on the drive was tight end Jordan Cameron, who started things off with a 20-yard reception and later had a 26-yard catch that was accompanied by a roughing penalty on Jacksonville.

On third-and-5 from the 10, Tannehill moved to his left after being unable to find an open receiver and hit Williams on the move around the 3-yard line. Williams did the rest, getting into the corner of the end zone just before falling out of bounds.

At that point, the Dolphins appeared on their way to another comeback victory, but instead they saw their record fall to 1-1 heading into the home opener next Sunday against the Buffalo Bills.

SCORING

SCORE BY PERIODS	1	2	3	4	OT	Total
Miami Dolphins	3	10	7	0	0	20
Jacksonville Jaguars	10	10	0	3	0	23

SCORING DRIVES

Team	Qtr	Time	Play Description (Extra Point) (Drive info)	MIA	JAX
Jaguars	1	9:21	A.Robinson 3 yd. pass from B.Bortles (J.Myers kick) (10-82, 5:39)	0	7
Dolphins	1	7:16	A.Franks 48 yd. Field Goal (5-50, 2:05)	3	7
Jaguars	1	3:20	J.Myers 27 yd. Field Goal (8-71, 3:56)	3	10
Dolphins	2	10:08	A.Franks 41 yd. Field Goal (10-56, 4:36)	6	10
Jaguars	2	5:03	A.Robinson 46 yd. pass from B.Bortles (J.Myers kick) (9-91, 5:05)	6	17
Dolphins	2	1:48	D.Williams 10 yd. pass from R.Tannehill (A.Franks kick) (7-82, 3:15)	13	17
Jaguars	2	0:00	J.Myers 58 yd. Field Goal (3-28, 0:18)	13	20

TEAM STATISTICS

	DOLPHINS	JAGUARS
TOTAL FIRST DOWNS	17	19
THIRD DOWN EFFICIENCY	5-15-33%	5-14-36%
FOURTH DOWN EFFICIENCY	0-1-0%	0-0-0%
TOTAL NET YARDS	386	396
NET YARDS RUSHING	42	123
NET YARDS PASSING	344	273
PASS ATTEMPTS-COMPLETIONS-HAD INTERCEPTED	44-30-0	33-18-0
KICKOFFS Number-In End Zone-Touchbacks	5-5-3	5-5-3
PUNTS Number and Average	6-48.2	7-45.3
FGs - PATs Had Blocked	0-0	0-0
TOTAL RETURN YARDAGE (Not Including Kickoffs)	25	32
PENALTIES Number and Yards	13-112	9-93
FUMBLES Number and Lost	1-0	0-0
TOUCHDOWNS	2	2
EXTRA POINTS Made-Attempts	2-2	2-2
FIELD GOALS Made-Attempts	2-3	3-3
RED ZONE EFFICIENCY	2-2-100%	1-3-33%
GOAL TO GO EFFICIENCY	1-1-100%	1-1-100%
SAFETIES	0	0
TIME OF POSSESSION	29:52	30:08

INDIVIDUAL STATISTICS

RUSHING (Att-Yds): Miami, R. Tannehill 3-17, L. Miller 10-14, J. Landry 1-6, D. Williams 2-5. Jacksonville T. Yeldon 25-70, B. Bortles 2-27, M. Lee 1-12, D. Robinson 1-9, B. Pierce 3-4, C. Grant 1-1.

PASSING (C-A-Y-TD-I): Miami, R. Tannehill 30-44-359-2-0. Jacksonville, B. Bortles 18-33-273-2-0.

RECEIVING (Rec-Yds-TD): Miami, J. Landry 8-110, R. Matthews 6-115, L. Miller 5-28, J. Cameron 3-62, D. Williams 3-15-1, J. Stoneburner 2-18-1, K. Stills 2-8, D. Parker 1-3. Jacksonville, A. Robinson 6-155-2, A. Hurns 4-68, T. Yeldon 3-13, M. Lee 2-27, R. Greene 2-7, T. Alualu 1-3.

SACKS (Sk-Yds): Miami, none. Jacksonville, J. Odrick 1-7, S. Brown 0.5-4, R. Miller 0.5-4.

INTERCEPTIONS (Int-Yds): Miami, none. Atlanta, none.

TACKLES (S-A-T): Miami, J. Jenkins 9-3-12, R. Jones 8-3-11, B. Grimes 5-1-6, K. Misi 2-2-4, K. Sheppard 2-2-4, W. Aikens 2-2-4, M. Thomas 2-0-2, Br. McCain 1-1-2, J. Taylor 1-1-2, D. Shelby 1-1-2, O. Vernon 1-0-1, T. Fede 1-0-1, S. Paysinger 1-0-1, N. Suh 1-0-1, E. Mitchell 1-0-1. Jacksonville, T. Smith 6-3-9, P. Posluszny 7-0-7, A. Colvin 5-1-6, J. Sample 5-0-5, S. Brown 4-1-5, D. McCray 2-2-4, J. Odrick, D. Skuta 2-0-2, P. Thompson 2-0-2, C. Smith 1-1-2, J. Evans 1-1-2, T. Alualu 1-0-1, D. House 1-0-1, C. Clemons 1-0-1, R. Miller 0-1-1.

MISSED FIELD GOAL: Miami, 42WL. Atlanta, none.



POSTGAME NOTES VS. JACKSONVILLE

- Tickets distributed were 65,443.
- S Reshad Jones, C Mike Pouncey and S Michael Thomas served as the captains.
- With the 20-23 loss, Miami is now 4-3 in regular season action against the Jaguars.
- WR Rishard Matthews recorded a career-long 48-yard reception on the team's opening drive in the first quarter.
- QB Ryan Tannehill's 48-yard completion to WR Rishard Matthews was the fourth-longest first quarter pass in his career, behind a 67-yard completion to TE Charles Clay at Indianapolis (9/15/13), a 57-yard touchdown to WR Mike Wallace vs. Carolina (11/24/13) and a 50-yarder to Wallace at New England (12/14/14).
- QB Ryan Tannehill threw for 359 yards, the third-highest in a game in his career. It was his ninth game throwing for more than 300 yards in a game.
- QB Ryan Tannehill finished the first half by completing 14-of-19 passes for 175 yards and one touchdown, good for a 119.4 passer rating. The 119.4 passer rating was the fifth-highest in the first half of a game in his career.
- With his 108.0 passer rating, QB Ryan Tannehill surpassed the 100.0 passer rating mark for the 11th time in his career.
- With his 17 rushing yards, QB Ryan Tannehill surpassed David Woodley for the third-most rushing yards by a quarterback in Dolphins history. He currently has 784 yards.
- WR Jarvis Landry recorded eight receptions for 110 yards, establishing a new career high for receiving yards in a game.
- With his eight receptions, WR Jarvis Landry has recorded five-or-more receptions in 11-straight games, continuing to improve on his franchise record for consecutive games with five-or-more catches. He surpassed O.J. McDuffie's eight-straight games, which was set in 1998.
- WR Jarvis Landry tied his career high with eight receptions. This was the fifth time in his career he has notched eight receptions in a game.
- WR Rishard Matthews recorded six catches for 115 yards, the second highest receiving yardage total in his career (11 catches for 120 yards at Tampa Bay on Nov. 11, 2013).
- WR Jarvis Landry (eight catches for 110 yards) and WR Rishard Matthews (six catches for 115 yards) became the first pair to each record 100-or-more receiving yards in the same game since WR Mike Wallace (115 yards) and TE Charles Clay (109 yards) accomplished the feat at Indianapolis on Sept. 15, 2013.
- With his 63 receiving yards, TE Jordan Cameron has now recorded 135 receiving yards this season. His 135 receiving yards in the first two games of the season are the third-most for a tight end in franchise history through the first two games.
- Jelani Jenkins (12 tackles – nine solo and three assisted) and S Reshad Jones (11 tackles – eight solo and three assisted) recorded double-digit tackles for the second-consecutive week (11 tackles – 7 solo, 4 assisted for Jenkins and 7 solo and 5 assisted for Jones against Washington). This marked the first time a Dolphins player has recorded double digit tackles in the first two weeks of a season since Zach Thomas accomplished the feat in 2007.

shad Jones (11 tackles – eight solo and three assisted) recorded double-digit tackles for the second-consecutive week (11 tackles – 7 solo, 4 assisted for Jenkins and 7 solo and 5 assisted for Jones against Washington). This marked the first time a Dolphins player has recorded double digit tackles in the first two weeks of a season since Zach Thomas accomplished the feat in 2007.

- LB Jelani Jenkins' nine solo tackles improved his career total to more than 100. He now has 107 solo tackles.
- K Andrew Franks converted a 48-yard field goal in the first quarter on the team's opening drive. The drive went five plays for 50 yards in 2:05.
- WR DeVante Parker made his first career catch in the second quarter for a gain of three yards.
- K Andrew Franks converted a 42-yard field goal in the second quarter. The drive went 10 plays for 56 yards in 4:36.
- RB Damien Williams recorded a 10-yard touchdown reception from QB Ryan Tannehill with 1:48 left in the second quarter. The drive went seven plays for 67 yards in 3:15. The touchdown was Williams' second career touchdown, with the other being a 3-yard reception against Minnesota on Dec. 21, 2014.
- TE Jake Stoneburner recorded a 5-yard touchdown reception from QB Ryan Tannehill in the third quarter. Today was his Miami Dolphins debut and the touchdown reception was also his first career catch. The drive went eight plays for 80 yards in 4:32.
- TE Jake Stoneburner became the first player to catch a touchdown on his first career reception since TE Kory Sperry scored on a 5-yard touchdown pass from QB Chad Henne against Tampa Bay on November 15, 2009.
- LS John Denney extended his consecutive games played streak to 162, most in franchise history.
- DT Earl Mitchell extended his consecutive games played streak to 75, the third-most in the NFL among active defensive tackles.
- DE Olivier Vernon appeared in his 50th game today.



GAME 3: BUFFALO 41, MIAMI 14

SUNDAY, SEP. 27 • 4:25 P.M. ET • EVERBANK FIELD • MIAMI GARDENS, FLA.



The Dolphins were at Sun Life Stadium for their home opener Sunday, and it was a game they'll want to forget pretty quickly.

Behind three touchdown passes by quarterback Tyrod Taylor and three interceptions by their defense, the Bills handed the Dolphins a 41-14 loss — the worst home-opening loss in Dolphins history, topping a 17-point defeat against the Dallas Cowboys in 2007.

Linebacker Preston Brown had two of the Buffalo interceptions, including one he returned 43 yards for a touchdown late in the second quarter. Former Dolphins tight end Charles Clay, running back LeSean McCoy and wide receiver Chris Hogan caught touchdown passes for the Bills, and rookie Karlos Williams scored a rushing touchdown midway through the fourth quarter.

Dan Carpenter also kicked two field goals.

Rishard Matthews scored both touchdowns for the Dolphins, who dropped to 1-2 on the season with the game against the New York Jets in London next on the schedule.

Matthews also passed the 100-yard receiving mark for the second consecutive game, becoming the first Dolphins player to accomplish that feat since Weeks 15-16 of the 2010 season when Brandon Marshall did it.

The outcome pretty much was decided during a frustrating first half when the Dolphins saw Buffalo build a 27-0 lead.

Ryan Tannehill threw a 21-yard touchdown pass to Matthews on the Dolphins' first possession of the second half, and that was followed by a two-point conversion pass to Jarvis Landry to make it a 27-8 score.

But Buffalo responded with an 80-yard drive that ended with a 39-yard touchdown pass from Taylor to Hogan. That drive was kept alive by Dolphins penalties twice, first when Walt Aikens was flagged for running into the kicker when Buffalo punted on fourth-and-2, and later when an illegal hands to the face penalty on Derrick Shelby gave Buffalo a first down after a third-and-3 pass fell incomplete.

Matthews added a 46-yard touchdown with 7:56 left in the fourth quarter on a fourth-and-8 play where Tannehill threw on the run while trying to avoid the Buffalo pass rush. Andrew Franks missed the extra-point conversion.

Buffalo recovered the ensuing onside kick and Williams then scored on a 41-yard run.

Tannehill broke Dan Marino's franchise record of 156 consecutive passes without being intercepted and made it to 160 before he threw his first picks since the Minnesota game last Dec. 20.

The Dolphins won the coin toss for the third time in three games, but elected to receive for the first time.

The new strategy didn't help the Dolphins because they went three-and-out on offense and then saw Buffalo march 77 yards in a quick drive that took only five plays and 2:17.

Clay did most of the damage on the drive, starting it with 9- and 24-yard catches and capping it with a 25-yard touchdown where he eluded three tackle attempts.

Buffalo made it 14-0 on its next possession with an 81-yard drive that was highlighted by a 39-yard completion to Sammy Watkins and ended with a 10-yard touchdown pass to McCoy.

The Dolphins had a chance to cut into the 14-point deficit after Landry's nifty 19-yard punt return, accompanied by a holding penalty on Buffalo, gave them a first down at the Bills 38-yard line.

But on the very next play Landry bobbled a pass thrown slightly behind him and Brown picked off the carom to end Tannehill's interception-less streak.

The Bills turned the takeaway into a field goal to go up 17-0 and went up 24-0 on Brown's interception return for a touchdown with 1:44 left in the first half.

The Dolphins quickly got back into Buffalo territory, but Ronald Darby intercepted Tannehill on fourth-and-5 and that led to Carpenter's 51-yard field goal in the final seconds of what was an utterly forgettable first half.

SCORING

SCORE BY PERIODS	1	2	3	4	OT	Total
Buffalo Bills	14	13	0	14	0	41
Miami Dolphins	0	0	8	6	0	14

SCORING DRIVES

Team	Qtr	Time	Play Description (Extra Point) (Drive info)	BUF	MIA
Bills	1	11:49	C.Clay 25 yd. pass from T.Taylor (D.Carpenter kick) (5-77, 2:17)	7	0
Bills	1	6:03	L.McCoy 10 yd. pass from T.Taylor (D.Carpenter kick) (8-81, 3:40)	14	0
Bills	2	11:40	D.Carpenter 26 yd. Field Goal (9-57, 5:00)	17	0
Bills	2	1:44	P.Brown 43 yd. interception return (D.Carpenter kick)	24	0
Bills	2	0:03	D.Carpenter 51 yd. Field Goal (4-16, 0:42)	27	0
Dolphins	3	5:39	R.Matthews 21 yd. pass from R.Tannehill (R.Tannehill-J.Landry pass) (6-56, 3:14) 27 8		
Bills	4	14:53	C.Hogan 38 yd. pass from T.Taylor (D.Carpenter kick) (11-80, 5:46)	34	8
Dolphins	4	7:56	R.Matthews 46 yd. pass from R.Tannehill (kick failed, wl) (4-48, 0:51)	34	14
Bills	4	6:46	Ka.Williams 41 yd. run (D.Carpenter kick) (2-44, 1:10)	41	14

TEAM STATISTICS

	BILLS	DOLPHINS
TOTAL FIRST DOWNS	21	21
THIRD DOWN EFFICIENCY	7-13-54%	4-13-31%
FOURTH DOWN EFFICIENCY	0-0-0%	1-4-25%
TOTAL NET YARDS	428	391
NET YARDS RUSHING	151	102
NET YARDS PASSING	277	289
PASS ATTEMPTS-COMPLETIONS-HAD INTERCEPTED	29-21-0	49-26-3
KICKOFFS Number-In End Zone-Touchbacks	8-7-4	3-2-2
PUNTS Number and Average	3-45.7	4-49.0
FGs - PATs Had Blocked	0-0	0-0
TOTAL RETURN YARDAGE (Not Including Kickoffs)	74	19
PENALTIES Number and Yards	5-40	6-36
FUMBLES Number and Lost	0-0	1-0
TOUCHDOWNS	5	2
EXTRA POINTS Made-Attempts	5-5	1-2
FIELD GOALS Made-Attempts	2-3	0-0
RED ZONE EFFICIENCY	1-2-50%	0-2-0%
GOAL TO GO EFFICIENCY	0-0-0%	0-2-0%
SAFETIES	0	0
TIME OF POSSESSION	31:53	28:07

INDIVIDUAL STATISTICS

RUSHING (Att-Yds): Buffalo, Ka. Williams 12-110-1, L. McCoy 11-16, P. Harvin 2-16, T. Taylor 3-12, A. Dixon 5-(-1), E. Manuel 1-(-2). Miami, J. Gray 9-49, L. Miller 7-38, D. Williams 2-17, J. Landry 1-(-1), R. Tannehill 1-(-1).

PASSING (C-A-Y-TD-I): Buffalo, T. Taylor 29-21-277-3-0. Miami, R. Tannehill 49-26-297-2-3.

RECEIVING (Rec-Yds): Buffalo, P. Harvin 7-66, C. Clay 5-82-1, R. Woods 4-38, C. Hogan 3-42-1, S. Watkins 1-39, L. McCoy 1-10-1. Miami, J. Landry 8-67, R. Matthews 6-113-2, D. Parker 3-46, L. Miller 3-27, J. Cameron 3-16, J. Stoneburner 1-13, G. Jennings 1-10, D. Williams 1-5.

SACKS (Sk-Yds): Buffalo, S. Charles, 1-7, M. Dareus 1-1. Miami, none.

INTERCEPTIONS (Int-Yds): Buffalo, P. Brown 2-46-1, R. Darby 1-21. Miami, none.

TACKLES (S-A-T): Buffalo, C. Graham 10-2-12, B. Rambo 6-1-7, P. Brown 3-4-7, R. Darby 4-1-5, N. Robey 3-2-5, M. Dareus 4-0-4, N. Bradham 4-0-4, C. Bryant 3-0-3, Ky. Williams 1-1-2, S. Charles 1-0-1, J. Hughes 1-0-1, S. Gilmore 1-0-1. Miami, R. Jones 8-1-9, K. Sheppard 6-0-6, K. Misi 6-0-6, M. Thomas 5-0-5, Br. McCain 5-0-5, N. Suh 4-0-4, J. Jenkins 3-0-3, D. Shelby 2-0-2, B. Grimes 2-0-2, O. Vernon 1-0-1, W. Aikens 1-0-1, E. Mitchell 1-0-1, J. Taylor 1-0-1, A. Francis 1-0-1, C. Wake 0-1-1, T. Fede 0-1-1, Z. Vigil 0-1-1.

MISSED FIELD GOAL: Buffalo, 54WL. Miami, none.



POSTGAME NOTES VS. BUFFALO

- Tickets distributed were 64,869.
- WR Greg Jennings, LB Koa Misi and LB Spencer Paysinger served as game captains.
- With the 41-14 loss, Miami is now 57-41-1 in regular season action against the Bills.
- With his 10 pass attempts without an interception to start the game, QB Ryan Tannehill surpassed QB Dan Marino's team record (156 – 3rd game through 8th in 1997) for consecutive passes without an interception. Tannehill threw 160-straight passes before throwing an interception in the first quarter, which was also his first of the season.
- WR Rishard Matthews recorded a 21-yard touchdown reception from QB Ryan Tannehill in the third quarter. The drive went six plays for 56 yards in 3:14.
- Following WR Rishard Matthews' first touchdown, WR Jarvis Landry recorded his first career two-point conversion in the third quarter. It was the team's first two-point conversion since Daniel Thomas' run at Denver on Nov. 23, 2014.
- WR Rishard Matthews recorded a 46-yard touchdown reception from QB Ryan Tannehill in the fourth quarter. The drive went four plays for 48 yards in 51 seconds.
- WR Rishard Matthews' two touchdown receptions in the game tied his career high for touchdowns in a game when he also caught two at Tampa Bay on Nov. 11, 2013.
- WR Rishard Matthews has now totaled three touchdown receptions on the season, setting a new career high in a season.
- WR Rishard Matthews' 113 receiving yards were the third-most in a game in his career.

MATTHEWS MOST RECEIVING YARDS IN A GAME

Date	Opp	Rec	Yds	Avg	Lg	TD
11/11/13	at TB	11	120	10.9	19t	2
9/20/15	at Jax	6	115	19.2	48	0
9/27/15	Buf	6	113	18.8	46	2

- WR Rishard Matthews recorded 100 receiving yards in back-to-back games (113 vs. Buffalo and 115 last week at Jacksonville). He became the first Dolphins player to accomplish the feat since WR Brandon Marshall did it in 2010 (106 receiving yards against Buffalo on Dec. 19, 2010 and 102 receiving yards against Detroit on Dec. 26, 2010).

- With his eight receptions, WR Jarvis Landry has recorded 24 receptions this season. His 24 receptions in the first three games of the season are the most in franchise history through the first three games.

MOST RECEPTIONS THROUGH FIRST THREE GAMES OF A SEASON, ALL TIME

Player	Year	Rec	Yds	TD
Jarvis Landry	2015	24	230	0
Brandon Marshall	2010	22	290	1
Chris Chambers	2007	21	302	0
Randy McMichael	2004	19	223	1
Brian Hartline	2013	18	238	2

- With his eight receptions, WR Jarvis Landry has recorded five-or-more receptions in 12-straight games, continuing to improve on his franchise record for consecutive games with five-or-more catches. The previous record was O.J. McDuffie's eight-straight games, which was set in 1998.

LANDRY LAST 12 GAMES

DATE	OPP	REC	YDS	AVG	TD
11/2/14	SD	5	46	9.2	1
11/9/14	at Det	7	53	7.6	0
11/13/14	Buf	5	46	9.2	1
11/23/14	at Den	7	50	7.1	2
12/1/14	at NYJ	8	68	8.5	0
12/7/14	Bal	6	55	9.2	0
12/14/14	at NE	8	99	12.4	0
12/21/14	Min	8	31	3.9	0
12/28/14	NYJ	5	55	11.0	0
9/13/15	at Was	8	53	6.6	0
9/20/15	at Jac.	8	110	13.8	0
9/27/15	Buf	8	67	8.4	0

- WR Jarvis Landry tied his career high with eight receptions. It was the sixth time he has recorded eight receptions in a game.
- TE Jordan Cameron appeared in his 50th game.
- LS John Denney extended his consecutive games played streak to 163, most in franchise history.
- DT Earl Mitchell extended his consecutive games played streak to 76, the third-most in the NFL among active defensive tackles.



GAME 4: NEW YORK 27 AT MIAMI 14

SUNDAY, OCT. 4 • 9:30 A.M. ET • WEMBLEY STADIUM • LONDON, ENG



The Dolphins followed the same preparation plans as last year for their return trip to England, but they certainly didn't get the same results.

A year after routing the Oakland Raiders 38-14 at Wembley Stadium, the Dolphins found themselves on the wrong end of a 27-14 decision.

The loss, the Dolphins' third consecutive setback following the season-opening victory at Washington, left Miami with a 1-3 record heading into their bye.

Tight end Jake Stoneburner and wide receiver Kenny Stills caught touchdown passes for the Dolphins from Ryan Tannehill.

The Dolphins trailed 27-7 early in the second half but fought to the end and had a chance to make it a 27-21 game with five minutes left after getting a first-and-goal from the Jets 4-yard line.

But Miami couldn't get the touchdown even after getting a new set of downs when defensive back Marcus Gilchrist was called for defensive holding on a failed fourth-down pass attempt.

The Dolphins appeared to score on the next play, but rookie wide receiver DeVante Parker was called for offensive pass interference to make it first-and-goal from the 12.

On fourth down from the 9, Darrelle Revis intercepted Tannehill in the end zone after Jarvis Landry fell when his feet tangled with those of Revis.

Chris Ivory rushed for a career-high 166 yards and a touchdown for the Jets and Eric Decker caught a touchdown pass.

The Dolphins finished the game 0-for-12 in third-down conversions.

Tannehill was under pressure most of the afternoon with the Jets blitzing relentlessly and was held to 84 passing yards through the first three quarters.

The Dolphins lost despite the Jets setting an opponent record for most penalty yards in a game.

The standout for the Dolphins was Landry, who had 29 rushing yards on two jet sweep and also had three punt returns of at least 20 yards.

Landry's 28-yard put return set up Stills' touchdown in the fourth quarter.

Unfortunately for the Dolphins, they trailed 27-7 at that point.

The Dolphins' first touchdown drive covered 88 yards and was greatly helped by two pass-interference penalties on the Jets — one on Revis for 36 yards while covering Landry and the other on Gilchrist for 22 yards while covering tight end Jordan Cameron.

The Dolphins once again started slowly and didn't reach 100 total yards on offense until the fourth quarter.

Things weren't much better on defense, with the Dolphins allowing 282 yards in the first half. Making matters worse, the Dolphins lost Pro Bowl cornerback Brent Grimes to a knee injury in the first half.

On New York's first offensive snap, Ryan Fitzpatrick went deep to former Dolphins wide receiver Brandon Marshall for a 58-yard completion and two plays later Ivory scored on a 3-yard run.

The Jets added a pair of Nick Folk field goals before the Dolphins cut their deficit to 13-7.

New York put together a 75-yard drive near the end of the first half to increase the lead to 20-7, with Fitzpatrick hitting Decker with an 11-yard touchdown pass.

The Jets then made it 27-7 on the opening possession of the second half by driving 78 yards on nine plays, including a 24-yard run by Ivory. The scoring play was a 2-yard run by Zac Stacy.

SCORING

SCORE BY PERIODS	1	2	3	4	OT	Total
New York Jets	10	10	7	0	0	27
Miami Dolphins	0	7	0	7	0	14

SCORING DRIVES

Team	Qtr	Time	Play Description (Extra Point) (Drive info)	NYJ	MIA
Jets	1	10:49	C.Ivory 3 yd. run (N.Folk kick) (3-73, 1:25)	7	0
Jets	1	4:37	N.Folk 22 yd. Field Goal (10-58, 4:36)	10	0
Jets	2	8:47	N.Folk 48 yd. Field Goal (8-38, 4:47)	13	0
Dolphins	2	7:07	J.Stoneburner 8 yd. pass from R.Tannehill (A.Franks kick) (3-88, 1:40)	13	7
Jets	2	0:33	E.Decker 10 yd. pass from R.Fitzpatrick (N.Folk kick) (9-75, 2:26)	20	7
Jets	3	10:25	Z.Stacy 2 yd. run (N.Folk kick) (9-78, 4:35)	27	7
Dolphins	4	10:01	K.Stills 10 yd. pass from R.Tannehill (A.Franks kick) (4-37, 0:57)	27	14

TEAM STATISTICS

	JETS	DOLPHINS
TOTAL FIRST DOWNS	23	17
THIRD DOWN EFFICIENCY	6-16-38%	0-12-0%
FOURTH DOWN EFFICIENCY	0-0-0%	0-4-0%
TOTAL NET YARDS	425	226
NET YARDS RUSHING	207	59
NET YARDS PASSING	218	167
PASS ATTEMPTS-COMPLETIONS-HAD INTERCEPTED	29-16-1	44-19-2
KICKOFFS Number-In End Zone-Touchbacks	6-5-0	3-3-1
PUNTS Number and Average	5-42.4	7-46.0
FGs - PATs Had Blocked	0-0	0-0
TOTAL RETURN YARDAGE (Not Including Kickoffs)	32	105
PENALTIES Number and Yards	14-163	9-80
FUMBLES Number and Lost	0-0	1-0
TOUCHDOWNS	3	2
EXTRA POINTS Made-Attempts	3-3	2-2
FIELD GOALS Made-Attempts	2-3	0-0
RED ZONE EFFICIENCY	3-4-75%	2-3-67%
GOAL TO GO EFFICIENCY	2-3-67%	2-3-67%
SAFETIES	0	0
TIME OF POSSESSION	37:23	22:37

INDIVIDUAL STATISTICS

RUSHING (Att-Yds): New York, C. Ivory 29-166-1, R. Fitzpatrick 9-34, Z. Stacy 5-7-1. Miami, J. Landry 2-29, L. Miller 7-26, R. Tannehill 1-4, J. Gray 1-0.

PASSING (C-A-Y-TD-I): New York, R. Fitzpatrick 16-29-218-1-1. Miami, R. Tannehill 19-44-198-2-2.

RECEIVING (Rec-Yds): New York, B. Marshall 7-128, E. Decker 4-46-1, Z. Stacy 2-18, D. Smith 2-14, B. Powell 1-12. Miami, K. Stills 5-81-1, J. Landry 4-40, G. Jennings 3-15, J. Cameron 2-19, J. Stoneburner 2-16-1, R. Matthews 1-16, L. Miller 1-10, D. Williams 1-1.

SACKS (Sk-Yds): New York, M. Wilkerson 2-21, D. Harris 1-10. Miami, none.

INTERCEPTIONS (Int-Yds): New York, D. Revis 1-0, M. Williams 1-0. Miami, Z. Bowman 1-38.

TACKLES (S-A-T): New York, M. Gilchrist 4-1-5, B. Skrine 4-0-4, A. Cromartie 4-0-4, D. Bailey 3-1-4, M. Wilkerson 3-0-3, D. Harris 3-0-3, C. Pryor 3-0-3, L. Williams 2-1-3, L. Douzable 2-0-2, D. Harrison 1-1-2, D. Davis 1-0-1. Miami, R. Jones 10-1-11, K. Misi 5-3-8, S. Paysinger 4-1-5, J. Taylor 4-0-4, Br. McCain 3-1-4, J. Jenkins 3-1-4, N. Suh 3-0-3, M. Thomas 3-0-3, E. Mitchell 2-1-3, K. Sheppard 1-2-3, D. Shelby 2-0-2, B. Grimes 2-0-2, O. Vernon 2-0-2, Z. Bowman 1-0-1, Bo. McCain 1-0-1, W. Aikens 1-0-1.

MISSED FIELD GOAL: New York, 40WL. Miami, none.



POSTGAME NOTES VS. NEW YORK JETS (LONDON)

- Tickets distributed were 83,986.
- LS John Denney, WR Jarvis Landry and DE Cameron Wake served as game captains.
- With the 27-14 loss, Miami is now 46-52-1 in regular season action against the Jets.
- TE Jake Stoneburner recorded an 8-yard touchdown reception from QB Ryan Tannehill in the second quarter. The drive went three plays for 88 yards in 1:40. The touchdown was Stoneburner's second career score, with his first coming in Week 2 at Jacksonville.
- CB Zack Bowman recorded his first interception as a member of the Dolphins in the third quarter and returned it 38 yards. It was the 13th interception of his career.
- WR Kenny Stills recorded a 10-yard touchdown reception in the fourth quarter from QB Ryan Tannehill. It was his first as a member of the Miami Dolphins. The drive went four plays for 37 yards in 57 seconds.
- LB Koa Misi recorded eight tackles. It was the fifth-most in a game in his career.

MISI MOST TACKLES IN A GAME

Date	Opp	Tot	Tack	Asst
9/13/15	at Was	11	9	2
9/9/12	at Hou	11	10	1
12/1/14	at NYJ	10	4	6
10/12/14	GB	9	8	1
10/6/13	Bal	8	7	1
10/4/15	NYJ	8	5	3

- P Matt Darr punted the ball seven times for 322 yards (46.0 average). His 322 punting yards were tied for the fourth-most by a Dolphins rookie in franchise history.

MOST PUNTING YARDS BY A DOLPHINS ROOKIE IN A GAME, FRANCHISE HISTORY

Player	Date	Opp	Pnt	Yds
Brandon Fields	12/23/07	at NWE	10	446
Larry Seiple	11/12/67	at SDG	8	361
Tom Orosz	10/4/81	NYJ	8	335
Matt Darr	10/4/15	NYJ	7	322
Larry Seiple	10/1/67	at NYJ	7	322
Reggie Roby	10/23/83	at BAL	8	318

- LS John Denney extended his consecutive games played streak to 164, most in franchise history.
- S Reshad Jones recorded 11 tackles. It was tied for the fourth-most in a game in his career.

JONES MOST TACKLES IN A GAME

Date	Opp	Tot	Tack	Asst
11/15/12	at Buf	14	11	3
9/13/15	at Was	12	7	5
9/12/11	NE	12	8	4
10/4/15	NYJ	11	10	1
12/29/13	NYJ	11	10	1
9/20/15	at Jax	11	8	3

- With his 11 tackles, S Reshad Jones increased his season total to 43 tackles, the most for a defensive back through the first four games of a season in Dolphins history since 1991.

MOST TACKLES THROUGH FIRST FOUR WEEKS OF A SEASON, DEFENSIVE BACKS, MIAMI HISTORY SINCE 1991

Player	Season	Tot TK
Reshad Jones	2015	43
Yeremiah Bell	2011	38
Yeremiah Bell	2010	36
Reshad Jones	2015	32
Yeremiah Bell	2009	28
Reshad Jones	2013	28

- WR Jarvis Landry notched a 15-yard rushing attempt in the second quarter, establishing a new career high for a rushing attempt.
- With his four receptions, WR Jarvis Landry has recorded 28 receptions this season. His 28 receptions in the first four games of the season are the most in franchise history through the first four games.

MOST RECEPTIONS THROUGH FIRST FOUR GAMES OF A SEASON, MIAMI HISTORY

Player	Year	Rec	Yds	TD
Jarvis Landry	2015	28	270	0
Brandon Marshall	2010	27	340	1
Brian Hartline	2012	25	455	1
Mark Clayton	1986	24	497	4
Randy McMichael	2004	24	274	1

- DT Earl Mitchell extended his consecutive games played streak to 77, the third-most in the NFL among active defensive tackles.
- With his 198 passing yards, QB Ryan Tannehill has totaled 1,080 for the season. His 1,080 passing yards are the fifth-most in a season through the first four games in Dolphins history.

MOST PASSING YARDS THROUGH FIRST FOUR GAMES OF A SEASON, MIAMI HISTORY

Player	Season	Yds
Dan Marino	1994	1,370
Dan Marino	1986	1,293
Dan Marino	1985	1,136
Dan Marino	1984	1,098
Ryan Tannehill	2015	1,080
Ryan Tannehill	2013	1,076



GAME 5: MIAMI 38, AT TENNESSEE 10

SUNDAY, OCT. 18 • 1 P.M. ET • NISSAN STADIUM • NASHVILLE, TENN.



The Dolphins got back in the win column in convincing fashion in Dan Campbell's debut as interim head coach.

Cameron Wake had four sacks in the first half, Lamar Miller rushed for 100 yards for the first time this season and Reshad Jones returned an interception for a touchdown as the Dolphins snapped a three-game losing streak with a 38-10 victory against the Tennessee Titans at Nissan Stadium.

Ryan Tannehill threw two touchdown passes in the fourth quarter, connecting with tight ends Dion Sims and Jordan Cameron.

Campbell was successful in his first replay challenge, and the result was a Tennessee incomplete pass becoming a sack and fumble recovery for Miami.

In short, it was a memorable afternoon for Campbell and the Dolphins.

It all began with the kind of quick start the Dolphins they had been looking for and it continued with the Dolphins being in control throughout the game.

Tennessee mounted a comeback attempt in the second half, but Brent Grimes stopped the Titans' momentum with a diving interception near the Miami goal line and the Dolphins leading 24-10.

The Dolphins then closed the door with a 97-yard drive that was capped by Tannehill's 3-yard touchdown pass to Sims, back in the lineup after missing three games because of a concussion.

The 12-yard TD pass to Cameron came on the first play after the two-minute warning.

Grimes' interception was one of four takeaways for the Dolphins defense. In addition to the picks by Jones and Grimes, there were two fumble recoveries after Wake knocked the ball away from Tennessee quarterback Marcus Mariota on sacks.

When they took a 17-3 lead in the second quarter on Miller's 7-yard touchdown, it gave the Dolphins their biggest lead since their 37-0 victory against the San Diego Chargers last Nov. 2.

It was the second rushing touchdown of the game for the Dolphins following Jarvis Landry's 22-yard score on a Statue of Liberty play in the first quarter.

Landry's touchdown was the first on the ground this season for the Dolphins, and it also marked the first time in 2015 that Miami scored any touchdown in the first quarter.

Landry's touchdown capped a tremendous opening drive for the Dolphins that covered 80 yards in seven plays.

The drive featured a key third-down completion to Rishard Matthews, followed by 21-yard hook-up between Tannehill and Matthews again.

It was the first time the Dolphins had scored a touchdown on their opening drive since last Nov. 24 at Denver and it gave them their first lead in any game since their 17-10 victory against the Washington Redskins in the season opener.

After the teams traded field goals, the Dolphins got their second touchdown after Jamar Taylor returned a fumble 42 yards to the Tennessee 34-yard line.

The Dolphins stopped a Tennessee scoring threat late in the first half when Olivier Vernon sacked Mariota on third down to push the Titans out of field goal range.

The last play of what was a memorable first half for the Dolphins was a sack by Wake, whose four first-half sacks tied for most by any player in the NFL since 1991.

The game ended with a Jordan Kovacs sack against Titans backup quarterback Zach Mettenberger.

The Dolphins (2-3) will play their next game next Sunday at Sun Life Stadium against the Houston Texans.

SCORING

SCORE BY PERIODS	1	2	3	4	OT	Total
Miami Dolphins	10	7	7	14	0	38
Tennessee Titans	3	0	7	0	0	10

SCORING DRIVES

Team	Qtr	Time	Play Description (Extra Point) (Drive info)	MIA	TEN
Dolphins	1	10:39	J.Landry 22 yd. run (A.Franks kick) (7-80, 4:21)	7	0
Titans	1	5:28	R.Succop 37 yd. Field Goal (10-61, 5:11)	7	3
Dolphins	1	0:06	A.Franks 30 yd. Field Goal (10-68, 5:22)	10	3
Dolphins	2	5:07	L.Miller 7 yd. run (A.Franks kick) (7-34, 3:39)	17	3
Dolphins	3	5:40	R.Jones 30 yd. interception return (A.Franks kick)	24	3
Titans	3	0:00	D.McCluster 3 yd. pass from M.Mariota (R.Succop kick) (5-52, 2:15)	24	10
Dolphins	4	7:38	D.Sims 2 yd. pass from R.Tannehill (A.Franks kick) (9-97, 5:30)	31	10
Dolphins	4	1:54	J.Cameron 12 yd. pass from R.Tannehill (A.Franks kick) (7-47, 4:05)	38	10

TEAM STATISTICS

	DOLPHINS	TITANS
TOTAL FIRST DOWNS	26	22
THIRD DOWN EFFICIENCY	5-9-56%	2-10-20%
FOURTH DOWN EFFICIENCY	0-0-0%	1-2-50%
TOTAL NET YARDS	434	299
NET YARDS RUSHING	180	63
NET YARDS PASSING	254	236
PASS ATTEMPTS-COMPLETIONS-HAD INTERCEPTED	29-22-2	41-26-2
KICKOFFS Number-In End Zone-Touchbacks	7-6-4	3-3-1
PUNTS Number and Average	3-43.7	3-41.7
FGs - PATs Had Blocked	0-0	0-0
TOTAL RETURN YARDAGE (Not Including Kickoffs)	36	59
PENALTIES Number and Yards	9-97	7-50
FUMBLES Number and Lost	0-0	1-1
TOUCHDOWNS	5	1
EXTRA POINTS Made-Attempts	5-5	1-1
FIELD GOALS Made-Attempts	1-1	1-1
RED ZONE EFFICIENCY	3-4-75%	1-3-33%
GOAL TO GO EFFICIENCY	2-2-100%	1-1-100%
SAFETIES	0	0
TIME OF POSSESSION	31:53	28:07

INDIVIDUAL STATISTICS

RUSHING (Att-Yds): Miami, L. Miller 19-113-1, J. Gray 7-24, J. Landry 2-24-1, R. Tannehill 2-14, D. Williams 2-5. Tennessee, A. Andrews 9-23, D. McCluster 5-23, B. Sankey 3-13, Z. Mettenberger 1-4.

PASSING (C-A-Y-TD-I): Miami, R. Tannehill 22-29-266-2-2. Tennessee, M. Mariota 21-33-219-1-2, Z. Mettenberger 5-8-63-0-0.

RECEIVING (Rec-Yds): Miami, R. Matthews 6-85, D. Sims 4-33, J. Landry 3-42, J. Cameron 3-30, K. Stills 2-46, L. Miller 2-5, G. Jennings 1-13, J. Gray 1-12. Tennessee, D. Walker 8-97, K. Wright 4-34, D. Green-Beckham 3-57, J. Hunter 3-54, D. McCluster 3-19, A. Fasano 2-1, H. Douglas 1-11, B. Sankey 1-7, A. Andrews 1-2.

SACKS (Sk-Yds): Miami, C. Wake 4-25, O. Vernon 1-12, J. Kovacs 1-9. Tennessee, W. Woodyard 1-10, B. Orakpo 1-2.

INTERCEPTIONS (Int-Yds): Miami, R. Jones 1-30-1, B. Grimes 1-0. Tennessee, M. Griffin 1-29, C. Sensabaugh 1-16.

TACKLES (S-A-T): Miami, K. Misi 6-2-8, R. Jones 5-3-8, J. Jenkins 4-3-7, C. Wake 4-0-4, O. Vernon 3-1-4, Bo. McCain 3-0-3, M. Thomas 2-1-3, J. Taylor 1-2-3, E. Mitchell 0-3-3, J. Kovacs 2-0-2, T. Fede 2-0-2, B. Grimes 1-1-2, N. Hewitt 1-1-2, K. Sheppard 1-0-1, D. Shelby 1-0-1, N. Suh 0-1-1, Z. Vigil 0-1-1, Br. McCain 0-1-1. Tennessee, Z. Brown 8-4-12, W. Woodyard 7-2-9, D. Searcy 8-0-8, B. Orakpo 4-0-4, J. Casey 3-1-4, D. Morgan 3-1-4, M. Griffin 2-2-4, B. Wreh-Wilson 3-0-3, A. Woods 3-0-3, C. Sensabaugh 1-1-2, D. Jones 1-1-2, J. McCourty 0-2-2, D. Bass 1-0-1.

MISSED FIELD GOAL: Miami, none. Tennessee, none.



POSTGAME NOTES AT TENNESSEE TITANS

- Tickets distributed were 62,342.

• With the 38-10 win, Miami is now 19-16 in the regular season action against the Titans/Oilers.

• With the win, Dan Campbell became the first interim head coach in the NFL to win his debut game since Romero Crennel of Kansas City and Todd Bowles of the Dolphins both accomplished the feat on Dec. 18, 2011.

• The 38 points scored by the Dolphins under Dan Campbell were the most by the team in support of a head coach making his debut. The previous high was 34 points scored on Sept. 11, 2005 in Miami's 34-10 win over Denver for new head coach Nick Saban.

• C Mike Pouncey, DT Ndamukong Suh, QB Ryan Tannehill and S Michael Thomas served as game captains.

• LS John Denney extended his team-record consecutive games played streak to 165.

• DT Earl Mitchell extended his consecutive games played streak to 78, the third-most in the NFL among active defensive tackles.

• WR Jarvis Landry scored the first rushing touchdown of his NFL career. He became the first Dolphins wide receiver to score a rushing touchdown since Brian Hartline scored on a 16-yard run on Jan. 3, 2010 against Pittsburgh.

• The Dolphins scored a touchdown on their opening drive for the first time in a game since Daniel Thomas' 3-yard run at Denver on Nov. 23, 2014.

• The Dolphins' 82 rushing yards in the first quarter was their highest first-quarter total since Oct. 25, 2009 when they gained 105 yards against the New Orleans Saints.

• With his 53 rushing yards in the first quarter, RB Lamar Miller recorded the most rushing yards in the first quarter of his career. His previous high of 38 first quarter rushing yards was set Nov. 23, 2014 at Denver.

• DE Cameron Wake's four sacks in the first half were tied for most by an NFL player in a first half since 1991. Seattle's Chris Clemons (2012) and Kansas City's Derrick Thomas (1992) share the record.

• DE Cameron Wake's four sacks were tied the fourth-most in a single-game in Dolphins history. He joined Vern Den Herder (three times) as the only players in Dolphins history to have multiple career games with four-or-more sacks.

MIAMI DOLPHINS ALL-TIME SINGLE SACK LEADERS

PLAYER	YEARS	SACKS
1. Bill Stanfill	10/7/73 vs. N.Y. Jets	5.0
Vern Den Herder	10/21/73 vs. Buffalo	5.0
3. Cameron Wake	9/30/12 at Arizona	4.5
4. Vern Den Herder	9/22/74 at Buffalo	4.0
Vern Den Herder	11/11/79 vs. Baltimore	4.0
Doug Betters	9/4/83 at Buffalo	4.0
E.J. Junior	10/6/91 at New England	4.0

Joey Porter	9/21/08 at New England	4.0
Cameron Wake	10/18/15 at Tennessee	4.0

• DE Cameron Wake's four sacks (all in the second quarter) are tied the second-most in a single-game in his NFL career, behind only his 4.5 sacks at Arizona on September 30, 2012.

WAKE'S SINGLE-GAME SACK HIGHS

4.5 at Arizona, 9/30/12
4.0 at Tennessee, 10/18/15
3.0 at Green Bay, 10/17/10
3.0 at San Francisco, 12/9/12
3.0 vs. Cincinnati, 10/31/13

• With his four quarterback sacks, DE Cameron Wake improved his career sack total to 67.0, moving past Vern Den Herder (64.0) and Doug Betters (65.5) for the third-most sacks in Dolphins history.

MIAMI DOLPHINS ALL-TIME CAREER SACK LEADERS

PLAYER	YEARS	TOTAL SACKS
1. Jason Taylor	1997-07, 2009, 2011	131.0
2. Bill Stanfill	1969-76	67.5
3. Cameron Wake	2009-15	67.0
4. Doug Betters	1978-87	65.5
5. Vern Den Herder	1971-81	64.0

• RB Lamar Miller rushed for 99 yards in the first half, the most in his career in a first half. His previous high was 89 first half rushing yards against Cincinnati on Oct. 31, 2013.

• RB Lamar Miller's 99 first half rushing yards were the most in a first half by a Dolphins running back since Ricky Williams rushed for 120 yards in the first half against New England on Dec. 29, 2002.

• RB Lamar Miller rushed for 113 yards, which is his fourth career game with 100-plus rushing yards and the second-highest total of his NFL career.

MILLER'S TOP RUSHING GAMES

178	vs. N.Y. Jets, 12/28/14
113	at Tennessee, 10/18/11
108	vs. Kansas City, 9/21/14
105	vs. Cincinnati, 10/31/13
92	vs. Minnesota, 12/21/14

• S Reshad Jones' 30-yard interception return for a touchdown in the third quarter was the second score of his NFL career. His other interception return for a touchdown was a 25-yarder against Baltimore on Oct. 6, 2013.

• Miami's 97-yard drive for a touchdown in the fourth quarter was tied for the third-longest scoring drive in Dolphins' history, behind 99-yard scoring drives at Baltimore on Sept. 10, 1978 and vs. the N.Y. Jets on Sept. 24, 1989.

LONGEST SCORING DRIVES IN DOLPHINS HISTORY

99 yards	9/10/78 at Baltimore (TD, 7 plays, 3:53)
99 yards	9/24/89 vs. N.Y. Jets (TD, 7 plays, 1:27)
97 yards	12/15/02 vs. Oakland (TD, 13 plays, 7:53)
97 yards	12/28/14 vs. N.Y. Jets (TD, 1 play, 0:14)
97 yards	10/18/15 at Tennessee (TD, 9 plays, 5:30)

• Miami had 32 rushing attempts vs. Tennessee. When tallying 24-or-more rushing attempts in a game, Miami has compiled a perfect 8-0 record dating back to the 2014 season.



2015 MIAMI DOLPHINS TRANSACTIONS

DATE	POS.	PLAYER/COACH	TRANSACTION	DATE	POS.	PLAYER/COACH	TRANSACTION
Jan. 5	WR	Tyler McDonald	Signed to futures contract	July 27	WR	Nigel King	Waived
Jan. 6		Mike Tannenbaum	Named Exec. VP of Football Operations	July 28	QB	Josh Freeman	Re-Signed
Jan. 7	K	Zach Hocker	Signed to futures contract	July 29	DT	Calvin Barnett	Signed as FA
	WR	Michael Preston	Signed to futures contract		WR	Kai De La Cruz	Signed as FA
Jan. 8	S	Shamiel Gary	Signed to futures contract		T	Chris Martin	Signed as FA
Feb. 6		Terrell Williams	Named Defensive Line Coach		DT	Ellis McCarthy	Waived
Feb. 10	TE	Ryan Taylor	Signed as FA		S	Don Jones	Placed on ACTIVE/PUP
Feb. 27	WR	Brian Hartline	Released		WR	DeVante Parker	Placed on ACTIVE/PUP
	WR	Brandon Gibson	Released		TE	Gerell Robinson	Placed on ACTIVE/NFI
Feb. 28		Wayne Diesel	Named Sports Performance Director	August 1	TE	Gerell Robison	Activated from ACTIVE/NFI
		Dennis Lock	Promoted to Director of Analytics		WR	Cobi Hamilton	Acquired from waivers (Cin.)
Mar. 2	TE	Charles Clay	Placed Transition Tag on Clay		WR	Kai De La Cruz	Waived
	CB	Cortland Finnegan	Released	August 4	WR	Kevin Cone	Acquired from waivers (Cle.)
	T	Nate Garner	Released		G	Dionte Savage	Waived
Mar. 7.	DT	A.J. Francis	Signed	August 10	RB	Demitrius Bronson	Signed as FA
	S	Jordan Kovacs	Signed		S	Phillip Thomas	Signed as FA
Mar. 10	T	Jason Fox	Re-Signed		S	Shamiel Gary	Waived/Injured
	LB	Kelvin Sheppard	Re-Signed		WR	Tyler McDonald	Waived
	DE	Derrick Shelby	Placed Restricted Free Agent Tender on Shelby	August 15	WR	Tyler McDonald	Re-signed as FA
	G	Shelley Smith	Released		WR	Tommy Streeter	Waived/Injured
Mar. 11	LB	Philip Wheeler	Released	August 16	T	Chris Martin	Waived
	DT	Ndamukong Suh	Signed as UFA (Det.)		G	Bryant Browning	Signed as FA
	CB	Brice McCain	Signed as UFA (Pit.)	August 17	LB	James Davidson	Signed as FA
	DT	Randy Starks	Released		TE	Arthur Lynch	Waived
Mar. 12	TE	Jordan Cameron	Signed as UFA (Cle.)	August 19	S	Don Jones	Activated from ACTIVE/PUP
	CB	T.J. Heath	Signed		WR	DeVante Parker	Activated from ACTIVE/PUP
Mar. 13	WR	Kenny Stills	Acquired by Miami in Trade (N.O.)	August 24	WR	Michael Preston	Waived
	LB	Dannell Ellerbe	Traded (N.O.)	August 25	S	Louis Delmas	Placed on Reserve/Injured List
	WR	Mike Wallace	Traded (Min.)	August 30	DT	Calvin Barnett	Released
Mar. 19	OL	J.D. Walton	Signed as UFA (NYG)		G	Bryant Browning	Released
	TE	Charles Clay	Did not match Buffalo Bills offer		WR	LaRon Byrd	Released
Mar. 20	S	Louis Delmas	Re-Signed		WR	Kevin Cone	Released
	QB	Matt Moore	Re-Signed		DE	Ray Drew	Released
	RB	LaMichael James	Signed		WR	Tyler McDonald	Released
Mar. 26	DE	Derrick Shelby	Signed Restricted Free Agent Tender		DE	Kendall Montgomery	Released
April 1	S	Michael Thomas	Signed		TE	Gerell Robinson	Released
April 2	LB	Spencer Paysinger	Signed as UFA (NYG)		CB	Sammy Seamster	Released
	QB	Josh Freeman	Signed as UFA		S	Phillip Thomas	Released
April 13	C	Mike Pouncey	Signed Contract Extension	September 1	C/G	J.D. Walton	Released
	CB	Zack Bowman	Signed as UFA		RB	Demitrius Bronson	Released
April 15	WR	LaRon Byrd	Signed as FA	September 5	P	Brandon Fields	Released
April 21	G	Davonte Wallace	Waived		WR	Damarr Aultman	Waived
April 22	OL	Jeff Linkenbach	Signed as UFA (K.C.)		QB	McLeod Bethel-Thompson	Waived
	OL	Jacques McClendon	Signed as UFA (Jac.)		C	Sam Brenner	Waived
April 23	WR	Greg Jennings	Signed as FA		DT	Deandre Coleman	Waived
April 28	DE	Dion Jordan	Placed on Reserve/Suspended List		LB	James Davidson	Waived
April 30	QB	Ryan Tannehill	Team Exercises Fifth-Year Option		DE	Emmanuel Dieke	Waived
April 30	WR	DeVante Parker	Selected in NFL Draft - D1, '15		RB	Mike Gillislee	Waived
May 1	DT	Jordan Phillips	Selected in NFL Draft - D2, '15		WR	Cobi Hamilton	Waived
May 2	OL	Jamil Douglas	Selected in NFL Draft - D4, '15		T	Donald Hawkins	Waived
	CB	Bobby McCain	Selected in NFL Draft - D5a, '15		LB	Mike Hull	Waived
	RB	Jay Ajayi	Selected in NFL Draft - D5b, '15		DT	Anthony Johnson	Waived
	S	Cedric Thompson	Selected in NFL Draft - D5c, '15		S	Don Jones	Waived
	CB	Tony Lippett	Selected in NFL Draft - D5d, '15		G/T	Michael Liedtke	Waived
May 5	DB	T.J. Heath	Waived		LB	Jeff Luc	Waived
	K	Zach Hocker	Waived		TE	Tim Semisch	Waived
	DB	Lowell Rose	Waived		TE	Jake Stoneburner	Waived
May 8	WR	Damarr Aultman	Signed as Undrafted College Free Agent		K	Caleb Sturgis	Waived
	OL	Mickey Baucus	Signed as Undrafted College Free Agent		S	Cedric Thompson	Waived
	P	Matt Darr	Signed as Undrafted College Free Agent		LB	Jordan Tripp	Waived
	DE	Ray Drew	Signed as Undrafted College Free Agent		T	Aundrey Walker	Waived
	K	Andrew Franks	Signed as Undrafted College Free Agent		WR	Christion Jones	Waived/Injured
	LB	Neville Hewitt	Signed as Undrafted College Free Agent	September 6	QB	Josh Freeman	Contract Terminated
	LB	Mike Hull	Signed as Undrafted College Free Agent		QB	Logan Thomas	Acquired from waivers (Ari.)
	WR	Christion Jones	Signed as Undrafted College Free Agent		RB	Jay Ajayi	Placed on Injured Reserve Designated For Return
	WR	Nigel King	Signed as Undrafted College Free Agent		QB	McLeod Bethel-Thompson	Signed to Practice Squad
	OL	Mike Liedtke	Signed as Undrafted College Free Agent		C	Sam Brenner	Signed to Practice Squad
	LB	Jeff Luc	Signed as Undrafted College Free Agent		DT	Deandre Coleman	Signed to Practice Squad
	DT	Ellis McCarthy	Signed as Undrafted College Free Agent		LB	Mike Hull	Signed to Practice Squad
	DE	Kendall Montgomery	Signed as Undrafted College Free Agent		TE	Tim Semisch	Signed to Practice Squad
	G	Dionte Savage	Signed as Undrafted College Free Agent		TE	Jake Stoneburner	Signed to Practice Squad
	LB	Zach Vigil	Signed as Undrafted College Free Agent		S	Cedric Thompson	Signed to Practice Squad
	OL	Aundrey Walker	Signed as Undrafted College Free Agent	September 7	T	Aundrey Walker	Signed to Practice Squad
May 11	TE	Tim Semisch	Signed as Undrafted College Free Agent		RB	Rajion Neal	Signed to Practice Squad
	TE	Ryan Taylor	Waived	September 8	WR	Uzoma Nwachukwu	Signed to Practice Squad
	OL	Donald Hawkins	Acquired from waivers (Dal.)		T	Donald Hawkins	Signed to Practice Squad
	OL	Mark Asper	Waived		T	Aundrey Walker	Released off Practice Squad
May 18	QB	Ryan Tannehill	Signed Contract Extension		S	Jonathan Dowling	Signed to Practice Squad
June 5	LB	Jake Knott	Waived	September 9	QB	McLeod Bethel-Thompson	Released off Practice Squad
June 8	WR	Tommy Streeter	Signed as FA		RB	Jonas Gray	Signed to Practice Squad
June 10	DT	C.J. Mosley	Signed as UFA (Det.)		RB	Rajion Neal	Released off Practice Squad
	DT	Kamal Johnson	Waived	September 11	C	Sam Brenner	Signed to Active Roster from Practice Squad
July 23	T	Mickey Baucus	Retired		RB	Jonas Gray	Signed to Active Roster from Practice Squad
July 24	QB	Josh Freeman	Released		C/G	Jacques McClendon	Released
					QB	Logan Thomas	Released



2015 MIAMI DOLPHINS TRANSACTIONS

<u>DATE</u>	<u>POS.</u>	<u>PLAYER/COACH</u>	<u>TRANSACTION</u>	<u>DATE</u>	<u>POS.</u>	<u>PLAYER/COACH</u>	<u>TRANSACTION</u>
Sept. 14	C/G	Jacques McClendon	Signed as FA				
	TE	Jake Stoneburner	Signed to Active Roster from Practice Squad				
	C	Sam Brenner	Waived				
	RB	Jonas Gray	Waived				
	RB	LaMike James	Waived				
Sept. 15	RB	Raheem Mostert	Signed off Eagles Practice Squad				
	DT	Deandre Coleman	Released off Practice Squad				
	WR	Uzoma Nwachukwu	Released off Practice Squad				
Sept. 16	C	Sam Brenner	Signed to Practice Squad				
	DE	Emmanuel Dieke	Signed to Practice Squad				
	RB	Jonas Gray	Signed to Practice Squad				
	WR	Deon Long	Signed to Practice Squad				
	QB	Logan Thomas	Signed to Practice Squad				
Sept. 23	RB	Jonas Gray	Signed to Active Roster from Practice Squad				
	WR	Damarr Aultman	Signed to Practice Squad				
	LB	Terrell Manning	Signed to Practice Squad				
	WR	Deon Long	Released off Practice Squad				
Sept. 26	C	Sam Brenner	Signed to Active Roster from Practice Squad				
	C/G	Jacques McClendon	Released				
Sept. 28	G/T	Michael Liedtke	Signed to Practice Squad				
Sept. 29	WR	Marcus Lucas	Signed to Practice Squad				
	LB	Terrell Manning	Released off Practice Squad				
Sept. 30	TE	Brandon Williams	Signed to Practice Squad				
	WR	Marcus Lucas	Released off Practice Squad				
October 5		Joe Philbin	Relieved of his duties as Head Coach				
		Dan Campbell	Named Interim Head Coach				
October 6	G	Vinston Painter	Signed to Practice Squad				
	DE	Jordan Williams	Signed to Practice Squad				
	DE	Emmanuel Dieke	Released off Practice Squad				
	G/T	Michael Liedtke	Released off Practice Squad				
October 7		Ben Johnson	Named Tight Ends Coach				
		Ken O'Keefe	Named Senior Offensive Assistant				
		Al Saunders	Named Senior Offensive Assistant				
		Mike Wahle	Named Assistant Tight Ends Coach				
October 8		Lou Anarumo	Named Defensive Coordinator				
		Jeff Burris	Named Assistant Defensive Backs Coach				
		Kevin Coyle	Relieved of his duties as Defensive Coordinator				
October 12		Darren Rizzi	Named Assistant Head Coach/Special Teams Coordinator				
October 14	DB	Jonathan Dowling	Signed to Active Roster from Practice Squad				
October 19	TE	Brandon Williams	Signed to Active Roster from Practice Squad				
	DB	Jonathan Dowling	Released				



2015 MIAMI DOLPHINS NUMERICAL ROSTER

(as of October 26, 2015 - visit Dolphins.com for most up to date roster)

NO.	NAME	POS.	HT.	WT.	BIRTHDATE	EXP.	COLLEGE	HOMETOWN	HOW ACQ.
3	Andrew Franks	K	6-1	205	1/11/93	R	RPI '15	Carmel, Calif.	FA, '15
4	Matt Darr	P	6-1	220	7/2/92	R	Tennessee '15	Bakersfield, Calif.	FA, '15
8	Matt Moore	QB	6-3	220	8/9/84	8	Oregon State '07	Newhall, Calif.	UFA, '11 (Car.)
10	Kenny Stills	WR	6-0	198	4/22/92	3	Oklahoma '13	Carlsbad, Calif.	T, 2015 (N.O.)
11	DeVante Parker	WR	6-3	218	1/20/93	R	Louisville '15	Louisville, Ky.	D1, '15
14	Jarvis Landry	WR	5-11	202	11/28/92	2	LSU '15	Lutcher, La.	D2, '14
17	Ryan Tannehill	QB	6-4	220	7/27/88	4	Texas A&M '12	Big Spring, Texas	D1, '12
18	Rishard Matthews	WR	6-0	217	10/12/89	4	Nevada '12	Santa Ana, Calif.	D7b, '12
20	Reshad Jones	S	6-1	218	2/25/88	6	Georgia '10	Atlanta, Ga.	D5b, '10
21	Brent Grimes	CB	5-10	185	7/19/83	9	Shippensburg '06	Philadelphia, Pa.	UFA, '13 (Atl.)
22	Jamar Taylor	CB	5-10	195	9/29/90	3	Boise State '13	San Diego, Calif.	D2, '13
24	Brice McCain	CB	5-9	190	12/10/86	7	Utah '08	Terrell, Texas	UFA, '15 (Pit.)
26	Lamar Miller	RB	5-10	225	4/25/91	4	Miami (FL) '13	Miami, Fla.	D4, '12
28	Bobby McCain	CB	5-11	196	8/18/93	R	Memphis '15	Oxford, Ala.	D5a, '15
29	Jonas Gray	RB	5-10	225	6/27/90	2	Notre Dame '11	Detroit, Mich.	FA, '15
30	Zack Bowman	CB	6-1	210	11/18/84	8	Nebraska '07	Anchorage, Alaska	UFA, '15 (NYG)
31	Michael Thomas	S	5-11	201	3/17/90	3	Stanford '12	Houston, Texas	FA, '13
32	Jordan Kovacs	S	5-10	208	6/12/90	3	Michigan '13	Curtice, Ohio	FA, '14
34	Damien Williams	RB	5-11	225	4/3/92	2	Oklahoma '14	San Diego, Calif.	FA, '14
35	Walt Aikens	S	6-1	208	6/19/91	2	Liberty '14	Charlotte, N.C.	D4, '14
36	Tony Lippett	CB	6-3	200	7/2/92	R	Michigan State '15	Detroit, Mich.	5d, '15
42	Spencer Paysinger	LB	6-2	250	6/28/88	5	Oregon '10	Los Angeles, Calif.	UFA, '15 (NYG)
46	Neville Hewitt	LB	6-2	235	4/6/93	R	Marshall '15	Conyers, Ga.	FA, '15
49	Zach Vigil	LB	6-2	240	3/28/91	R	Utah State '15	Clearfield, Utah	FA, '15
50	Olivier Vernon	DE	6-2	275	10/7/90	4	Miami (FL) '13	Miami, Fla.	D3a, '12
51	Mike Pouncey	C	6-5	305	7/24/89	5	Florida '11	Lakeland, Fla.	D1, '11
52	Kelvin Sheppard	LB	6-2	249	1/2/88	5	LSU '11	Stone Mountain, Ga.	FA, '14
53	Jelani Jenkins	LB	6-0	243	3/13/92	3	Florida '13	Olney, Md.	D4a, '13
55	Koa Misi	LB	6-3	255	1/17/87	6	Utah '10	Santa Rosa, Calif.	D2, '10
58	Chris McCain	LB	6-5	245	11/21/91	2	California '14	Greensboro, N.C.	FA, '14
63	Dallas Thomas	G	6-5	315	10/30/89	3	Tennessee '13	Baton Rouge, La.	D3a, '13
65	Sam Brenner	C	6-2	310	4/27/90	2	Utah '13	Oceanside, Calif.	FA, '13
70	Ja'Wuan James	T	6-6	315	6/3/92	2	Tennessee '14	Suwannee, Ga.	D1, '14
72	Jeff Linkenbach	G/T	6-6	317	6/9/87	6	Cincinnati '09	Sandusky, Ohio	UFA, '15 (K.C.)
74	Jason Fox	T	6-6	310	5/2/88	6	Miami (FL) '10	Fort Worth, Texas	UFA, '14 (Det.)
75	Jamil Douglas	G	6-4	310	2/28/92	R	Arizona State '15	Cypress, Calif.	D4, '15
76	Branden Albert	T	6-5	320	11/4/84	8	Virginia '09	Glen Burnie, Md.	UFA, '14 (K.C.)
77	Billy Turner	G	6-5	302	10/17/91	1	North Dakota State '14	Shoreview, Minn.	D3, '14
78	Terrence Fede	DE	6-4	278	11/19/91	2	Marist '14	Nyack, N.Y.	D7, '14
79	Derrick Shelby	DE	6-2	280	3/4/89	4	Utah '12	Houston, Texas	FA, '12
80	Dion Sims	TE	6-4	268	2/18/91	3	Michigan State '14	Detroit, Mich.	D4b, '13
83	Matt Hazel	WR	6-1	205	1/23/92	1	Coastal Carolina '14	North Augusta, S.C.	D6, '14
84	Jordan Cameron	TE	6-5	260	8/7/88	5	Southern California '10	Newbury Park, Calif.	UFA, '15 (Cle.)
85	Greg Jennings	WR	6-0	198	9/21/83	10	Western Michigan '05	Kalamazoo, Mich.	FA, '15
86	Jake Stoneburner	TE	6-3	250	8/25/89	2	Ohio State '13	Dublin, Ohio	FA, '14
88	Brandon Williams	TE	6-4	255	10/12/87	3	Oregon '13	Blue Island, Ill.	FA, '15
90	Earl Mitchell	DT	6-3	310	9/25/87	6	Arizona '10	Houston, Texas	UFA, '14 (Hou.)
91	Cameron Wake	DE	6-3	270	1/30/82	7	Penn State '05	Hyattsville, Md.	FA, '09
92	John Denney	LS	6-5	252	12/13/78	11	Brigham Young '05	Thornton, Colo.	FA, '05
93	Ndamukong Suh	DT	6-4	320	1/6/87	6	Nebraska '09	Portland, Oregon	UFA, '15 (Det.)
94	C.J. Mosley	DT	6-2	315	8/6/83	11	Missouri '04	Waynesville, Mo.	UFA, '15 (Det.)
96	A.J. Francis	DT	6-5	330	5/7/90	1	Maryland '13	Severn, Md.	FA, '13
97	Jordan Phillips	DT	6-6	330	10/15/92	R	Oklahoma '15	Towanda, Kan.	D2, '15

RESERVE/INJURED									
NO.	NAME	POS.	HT.	WT.	BIRTHDATE	EXP.	COLLEGE	HOMETOWN	HOW ACQ.
25	Delmas, Louis	S	5-11	208	4/12/87	6	Western Michigan '09	North Miami Beach, Fla.	FA, '14
23	Jay Ajayi (Designated For Return)	RB	6-0	228	6/15/93	R	Boise State '15	Plano, Texas	D5b, '15

PRACTICE SQUAD

NO.	NAME	POS.	HT.	WT.	DOB	EXP.	COLLEGE
5	Thomas, Logan	QB	6-6	250	7/1/91	2	Virginia Tech '14
16	Herron, Robert	WR	5-9	193	6/2/92	R	Eastern Michigan '15
33	Hill, Bronson	RB	5-10	215	1/2/93		
41	Thompson, Cedric	S	6-0	212	2/10/93	R	Minnesota '15
45	Hull, Mike	LB	6-0	237	5/25/91	R	Penn State '15
61	Hawkins, Donald	T	6-4	305	4/22/92	2	Texas '14
71	Painter, Vinston	G	6-4	310	10/11/89	2	Virginia Tech '14
82	Semisch, Tim	TE	6-8	275	9/18/91	R	Northern Illinois '15
87	Aultman, Damarr	WR	5-11	208	1/13/92	R	Maine, '15
98	Williams, Jordan	DE	6-4	287	3/23/93	R	Tennessee '15



2015 MIAMI DOLPHINS ALPHABETICAL ROSTER

(as of October 26, 2015 - visit Dolphins.com for most up to date roster)

NO.	NAME	POS.	HT.	WT.	BIRTHDATE	EXP.	COLLEGE	HOMETOWN	HOW ACQ.
35	Aikens, Walt	S	6-1	208	6/19/91	2	Liberty '14	Charlotte, N.C.	D4, '14
76	Albert, Branden	T	6-5	320	11/4/84	8	Virginia '09	Glen Burnie, Md.	UFA, '14 (K.C.)
30	Bowman, Zack	CB	6-1	210	11/18/84	8	Nebraska '07	Anchorage, Alaska	UFA, '15 (NYG)
65	Brenner, Sam	C	6-2	310	4/27/90	2	Utah '13	Oceanside, Calif.	FA, '13
84	Cameron, Jordan	TE	6-5	260	8/7/88	5	Southern California '10	Newbury Park, Calif.	UFA, '15 (Cle.)
4	Darr, Matt	P	6-1	220	7/2/92	R	Tennessee '15	Bakersfield, Calif.	FA, '15
92	Denney, John	LS	6-5	252	12/13/78	11	Brigham Young '05	Thornton, Colo.	FA, '05
75	Douglas, Jamil	G	6-4	310	2/28/92	R	Arizona State '15	Cypress, Calif.	D4, '15
78	Fede, Terrence	DE	6-4	278	11/19/91	2	Marist '14	Nyack, N.Y.	D7, '14
74	Fox, Jason	T	6-6	310	5/2/88	6	Miami (FL) '10	Fort Worth, Texas	UFA, '14 (Det.)
96	Francis, A.J.	DT	6-5	330	5/7/90	1	Maryland '13	Severn, Md.	FA, '13
3	Franks, Andrew	K	6-1	205	1/11/93	R	RPI '15	Carmel, Calif.	FA, '15
29	Gray, Jonas	RB	5-10	225	6/27/90	2	Notre Dame '11	Detroit, Mich.	FA, '15
21	Grimes, Brent	CB	5-10	185	7/19/83	9	Shippensburg '06	Philadelphia, Pa.	UFA, '13 (Atl.)
83	Hazel, Matt	WR	6-1	205	1/23/92	1	Coastal Carolina '14	North Augusta, S.C.	D6, '14
46	Hewitt, Neville	LB	6-2	235	4/6/93	R	Marshall '15	Conyers, Ga.	FA, '15
70	James, Ja'Wuan	T	6-6	315	6/3/92	2	Tennessee '14	Suwannee, Ga.	D1, '14
53	Jenkins, Jelani	LB	6-0	243	3/13/92	3	Florida '13	Olney, Md.	D4a, '13
85	Jennings, Greg	WR	6-0	198	9/21/83	10	Western Michigan '05	Kalamazoo, Mich.	FA, '15
20	Jones, Reshad	S	6-1	218	2/25/88	6	Georgia '10	Atlanta, Ga.	D5b, '10
32	Kovacs, Jordan	S	5-10	208	6/12/90	3	Michigan '13	Curtice, Ohio	FA, '14
14	Landry, Jarvis	WR	5-11	202	11/28/92	2	LSU '15	Lutcher, La.	D2, '14
72	Linkenbach, Jeff	G/T	6-6	317	6/9/87	6	Cincinnati '09	Sandusky, Ohio	UFA, '15 (K.C.)
36	Lippett, Tony	CB	6-3	200	7/2/92	R	Michigan State '15	Detroit, Mich.	5d, '15
18	Matthews, Rishard	WR	6-0	217	10/12/89	4	Nevada '12	Santa Ana, Calif.	D7b, '12
28	McCain, Bobby	CB	5-11	196	8/18/93	R	Memphis '15	Oxford, Ala.	D5a, '15
24	McCain, Brice	CB	5-9	190	12/10/86	7	Utah '08	Terrell, Texas	UFA '15 (Pit.)
58	McCain, Chris	LB	6-5	245	11/21/91	2	California '14	Greensboro, N.C.	FA, '14
26	Miller, Lamar	RB	5-10	225	4/25/91	4	Miami (FL) '13	Miami, Fla.	D4, '12
55	Misi, Koa	LB	6-3	255	1/17/87	6	Utah '10	Santa Rosa, Calif.	D2, '10
90	Mitchell, Earl	DT	6-3	310	9/25/87	6	Arizona '10	Houston, Texas	UFA, '14 (Hou.)
8	Moore, Matt	QB	6-3	220	8/9/84	8	Oregon State '07	Newhall, Calif.	UFA, '11 (Car.)
94	Mosley, C.J.	DT	6-2	315	8/6/83	11	Missouri '04	Waynesville, Mo.	UFA, '15 (Det.)
11	Parker, DeVante	WR	6-3	218	1/20/93	R	Louisville '15	Louisville, Ky.	D1, '15
92	Paysinger, Spencer	LB	6-2	250	6/28/88	5	Oregon '10	Los Angeles, Calif.	UFA, '15 (NYG)
47	Phillips, Jordan	DT	6-6	330	10/15/92	R	Oklahoma '15	Towanda, Kan.	D2, '15
51	Pouncey, Mike	C	6-5	305	7/24/89	5	Florida '11	Lakeland, Fla.	D1, '11
79	Shelby, Derrick	DE	6-2	280	3/4/89	4	Utah '12	Houston, Texas	FA, '12
52	Sheppard, Kelvin	LB	6-2	249	1/2/88	5	LSU '11	Stone Mountain, Ga.	FA, '14
80	Sims, Dion	TE	6-4	268	2/18/91	3	Michigan State '14	Detroit, Mich.	D4b, '13
10	Stills, Kenny	WR	6-0	198	4/22/92	3	Oklahoma '13	Carlsbad, Calif.	T, 2015 (N.O.)
86	Stoneburner, Jake	TE	6-3	250	8/25/89	2	Ohio State '13	Dublin, Ohio	FA, '14
93	Suh, Ndamukong	DT	6-4	320	1/6/87	6	Nebraska '09	Portland, Oregon	UFA '15 (Det.)
17	Tannehill, Ryan	QB	6-4	220	7/27/88	4	Texas A&M '12	Big Spring, Texas	D1, '12
22	Taylor, Jamar	CB	5-10	195	9/29/90	3	Boise State '13	San Diego, Calif.	D2, '13
63	Thomas, Dallas	G	6-5	315	10/30/89	3	Tennessee '13	Baton Rouge, La.	D3a, '13
31	Thomas, Michael	S	5-11	201	3/17/90	3	Stanford '12	Houston, Texas	FA, '13
77	Turner, Billy	G	6-5	302	10/17/91	1	North Dakota State '14	Shoreview, Minn.	D3, '14
50	Vernon, Olivier	DE	6-2	275	10/7/90	4	Miami (FL) '13	Miami, Fla.	D3a, '12
49	Vigil, Zach	LB	6-2	240	3/28/91	R	Utah State '15	Clearfield, Utah	FA, '15
91	Wake, Cameron	DE	6-3	270	1/30/82	7	Penn State '05	Hyattsville, Md.	FA, '09
88	Williams, Brandon	TE	6-4	255	10/12/87	3	Oregon '13	Blue Island, Ill.	FA, '15
34	Williams, Damien	RB	5-11	225	4/3/92	2	Oklahoma '14	San Diego, Calif.	FA, '14

RESERVE/INJURED

NO.	NAME	POS.	HT.	WT.	BIRTHDATE	EXP.	COLLEGE	HOMETOWN	HOW ACQ.	DATE PLACED
25	Louis Delmas	S	5-11	208	4/12/87	6	Western Michigan '09	North Miami Beach, Fla.	FA, '14	8/25/2015
23	Ajayi, Jay (Designated For Return)	RB	6-0	228	6/15/93	R	Boise State '15	Plano, Texas	D5b, '15	9/6/15



2015 MIAMI DOLPHINS TENTATIVE DEPTH CHART

OFFENSE

WR	10	Kenny Stills	<u>11</u>	<u>DeVante Parker</u>			
LT	76	Branden Albert	74	Jason Fox			
LG	63	Dallas Thomas	77	Billy Turner			
C	51	Mike Pouncey	65	Sam Brenner			
RG	77	Billy Turner	<u>75</u>	<u>Jamil Douglas</u>			
RT	70	Ja'Wuan James	72	Jeff Linkenbach			
TE	84	Jordan Cameron	80	Dion Sims	86	Jake Stoneburner	88
WR	18	Rishard Matthews	83	Matt Hazel			Brandon Williams
QB	17	Ryan Tannehill	8	Matt Moore			
RB	26	Lamar Miller	34	Damien Williams	29	Jonas Gray	
WR	14	Jarvis Landry	85	Greg Jennings			

DEFENSE

LE	91	Cameron Wake	79	Derrick Shelby			
DT	93	Ndamukong Suh	94	C.J. Mosley			
DT	90	Earl Mitchell	<u>97</u>	<u>Jordan Phillips</u>	96	A.J. Francis	
RE	50	Olivier Vernon	78	Terrence Fede			
LB	55	Koa Misi	58	Chris McCain			
LB	52	Kelvin Sheppard	<u>49</u>	<u>Zach Vigil</u>			
LB	53	Jelani Jenkins	42	Spencer Paysinger	<u>46</u>	<u>Neville Hewitt</u>	
CB	21	Brent Grimes	30	Zack Bowman	<u>28</u>	<u>Bobby McCain</u>	
CB	24	Brice McCain	22	Jamar Taylor	<u>36</u>	<u>Tony Lippett</u>	
S	35	Walt Aikens	31	Michael Thomas			
S	20	Reshad Jones	32	Jordan Kovacs			

SPECIALISTS

P	4	<u>Matt Darr</u>				
K	<u>3</u>	<u>Andrew Franks</u>				
KO	<u>3</u>	<u>Andrew Franks</u>				
H	4	<u>Matt Darr</u>				
KOR	34	Damien Williams	14	Jarvis Landry		
PR	14	Jarvis Landry	18	Rishard Matthews		
LS	92	John Denney				

*2015 Rookies Underlined

2015 MIAMI DOLPHINS PRONUNCIATION GUIDE

PLAYER	PHONETICALLY	COACH/STAFF	PHONETICALLY
Jamil Douglas	Juh-MILL	Lou Anarumo	AN-uh-ROOM-oh
Terrence Fede	Fuh-DAY	Joe Cimino	Chu-MEAN-oh
Ja'Wuan James	JUH-Wan	Naohisa Inoue	Now-HE-Sa, IN-ew-way
Jelani Jenkins	JUH - la - NEE	Darren Krein	Krine
Jeff Linkenbach	LINK-un-bok	Marwan Maalouf	mah-LOOF
Koa Misi	CO-uh, ME-see	Phil McGeoghan	muh-GAY-gehn
Raheem Mostert	MOE-stert	Dave Puloka	Puh-LOU-kuh
Mike Pouncey	POUNCE-e	Terrell Williams	TUH-rell
Ndamukong Suh	En-dom-ah-ken Soo		
Ryan Tannehill	TAN-uh-hill		
Olivier Vernon	Oh-Liv-E-AYE		





FIFTYSEASONS

SUPPLEMENTAL STATS

2015



2015 MIAMI DOLPHINS STATS

MIAMI DOLPHINS / WEEK 7 / THROUGH SUNDAY, OCTOBER 25, 2015

WON 3, LOST 3				* RUSHING				No.	Yds	Avg	Long	TD		
09/13	W 17-10	at Washington	76,512	Miller	70	419	6.0	85t	2					
09/20	L 20-23	at Jacksonville	65,443	Gray	29	121	4.2	16	0					
09/27	L 14-41	Buffalo	64,869	Landry	8	77	9.6	22t	1					
10/04	L 14-27	New York Jets	83,986	D. Williams	11	46	4.2	19	0					
10/18	W 38-10	at Tennessee	62,342	Tannehill	11	44	4.0	10	0					
10/25	W 44-26	Houston	65,251	Moore	3	-2	-7	0	0					
10/29		at New England		TEAM	132	705	5.3	85t	3					
11/08		at Buffalo		OPPONENTS	190	776	4.1	41t	4					
11/15		at Philadelphia		* RECEIVING	No.	Yds	Avg	Long	TD					
11/22		Dallas		Landry	36	395	11.0	50t	2					
11/29		at New York Jets		Matthews	26	438	16.8	53t	4					
12/06		Baltimore		Cameron	17	223	13.1	27	1					
12/14		New York Giants		Miller	15	153	10.2	54t	1					
12/20		at San Diego		Stills	10	147	14.7	42	1					
12/27		Indianapolis		Jennings	10	104	10.4	23	0					
01/03		New England		D. Williams	8	34	4.3	10t	1					
		Miami	Opp.	Stoneburner	5	47	9.4	13	2					
		TOTAL FIRST DOWNS	121	Sims	5	30	6.0	16	1					
		Rushing	35	Parker	4	49	12.3	19	0					
		Passing	73	Gray	2	22	11.0	12	0					
		Penalty	13	14	138	1642	11.9	54t	13					
		3rd Down: Made/Att	20/70	32/82	125	1519	12.2	58	11					
		3rd Down Pct.	28.6	39.0	* INTERCEPTIONS	No.	Yds	Avg	Long	TD				
		4th Down: Made/Att	1/10	1/4	Jones	2	53	26.5	30t	2				
		4th Down Pct.	10.0	25.0	Grimes	2	2	1.0	2	0				
		POSSESSION AVG.	27:47	32:13	Bowman	1	38	38.0	38	0				
		TOTAL NET YARDS	2,196	2,219	Br. McCain	1	0	0.0	0	0				
		Avg. Per Game	366.0	369.8	TEAM	6	93	15.5	38	2				
		Total Plays	368	413	OPPONENTS	7	112	16.0	43t	1				
		Avg. Per Play	6.0	5.4	* PUNTING	No.	Yds	Avg	Net	TB	In	Lg	B	
		NET YARDS RUSHING	705	776	Darr	29	1401	48.3	41.8	3	9	63	0	
		Avg. Per Game	117.5	129.3	TEAM	29	1401	48.3	41.8	3	9	63	0	
		Total Rushes	132	190	OPPONENTS	29	1299	44.8	36.2	2	8	61	0	
		NET YARDS PASSING	1,491	1,443	* PUNT RETURNS	Ret	FC	Yds	Avg	Long	TD			
		Avg. Per Game	248.5	240.5	Landry	15	6	201	13.4	69t	1			
		Sacked/Yards Lost	16/151	11/76	Matthews	1	0	9	9.0	9	0			
		Gross Yards	1642	1519	TEAM	16	6	210	13.1	69t	1			
		Att./Completions	220/138	212/125	OPPONENTS	14	7	129	9.2	24	0			
		Completion Pct.	62.7	59.0	* KICKOFF RETURNS	No.	Yds	Avg	Long	TD				
		Had Intercepted	7	6	D. Williams	7	173	24.7	34	0				
		PUNTS/AVERAGE	29/48.3	29/44.8	Landry	6	140	23.3	32	0				
		NET PUNTING AVG.	29/41.8	29/36.2	L. James	2	54	27.0	29	0				
		PENALTIES/YARDS	51/416	49/459	Mostert TM	2	57	28.5	32	0				
		FUMBLES/BALL LOST	6/2	6/2	Sheppard	1	0	0.0	0	0				
		TOUCHDOWNS	19	16	TEAM	18	424	23.6	34	0				
		Rushing	3	4	OPPONENTS	11	294	26.7	41	0				
		Passing	13	11	* FIELD GOALS	1-19	20-29	30-39	40-49	50+				
		Returns	3	1	Franks	0/ 0	1/ 1	1/ 1	2/ 3	1/1				
		* SCORE BY PERIODS	Q1 Q2 Q3 Q4 OT PTS	TEAM	0/ 0	1/ 1	1/ 1	2/ 3	1/1					
		TEAM	34	51	22	40	0	147						
		OPPONENTS	40	40	27	30	0	137						
		* SCORING	TD-Ru-Pa-Rt K-PAT	FG S PTS	Franks:	(22G) (48G,41G,42N) () () (30G) (53G)								
		Franks	0	0	0	0	16/18	5/ 6	0	31				
		Landry	4	1	2	1			0	26				
		Matthews	4	0	4	0			0	24				
		Miller	3	2	1	0			0	18				
		Jones	2	0	0	2			0	12				
		Stoneburner	2	0	2	0			0	12				
		Cameron	1	0	1	0			0	6				
		Sims	1	0	1	0			0	6				
		Stills	1	0	1	0			0	6				
		D. Williams	1	0	1	0			0	6				
		TEAM	19	3	13	3	16/18	5/ 6	0	147				
		OPPONENTS	16	4	11	1	14/15	9/12	0	137				
		2-Pt Conv:	Landry, TM 1-1, OPP 0-1											
		SACKS:	Wake 6, Suh 2, Kovacs 1, Phillips 1, Vernon 1, TM 11, OPP 16											
		FUM/LOST:	Tannehill 4/1, L. James 1/0, D. Williams 1/1											
		* PASSING	Att Cmp Yds Cmp% Yds/Att TD	TD% Int Int% Long Sack/Lost Rating										
		Tannehill	219	137	1628	62.6	7.43	13	5.9	7	3.2	54t	16/ 151	91.7
		Moore	1	1	14	100.0	14.00	0	0.0	0	0.0	14	0/ 0	118.8
		TEAM	220	138	1642	62.7	7.46	13	5.9	7	3.2	54t	16/ 151	91.9
		OPPONENTS	212	125	1519	59.0	7.17	11	5.2	6	2.8	58	11/ 76	86.6



2015 MIAMI DOLPHINS SUPPLEMENTAL STATS

2015 MIAMI DOLPHINS GAME-BY-GAME TEAM DEFNSIVE TACKLES												
DATE	OPPONENT	SOLO	ASST	TOTAL	SACKS	YARDS	TFL	QBH	IN/YD	PD	FF	FR
9/13	at Washington Redskins	49	26	75	1	8	4	1	2	4	0	1
9/20	at Jacksonville Jaguars	38	16	54	0	0	4	3	0	3	0	0
9/27	BUFFALO BILLS	46	4	50	0	0	7	3	0	1	0	0
10/4	NEW YORK JETS	47	10	57	0	0	4	3	1	6	0	0
10/18	at Tennessee Titans	36	20	56	6	46	8	7	2	7	2	2
10/25	HOUSTON TEXANS											
10/29	at New England Patriots											
11/8	at Buffalo Bills											
11/15	at Philadelphia Eagles											
11/22	DALLAS COWBOYS											
11/29	at New York Jets											
12/6	BALTIMORE RAVENS											
12/14	NEW YORK GIANTS											
12/20	at San Diego Chargers											
12/27	INDIANAPOLIS COLTS											
1/3	NEW ENGLAND PATRIOTS											
2015 TOTALS		169	66	235	7	54	24	14	4	15	2	3

2015 MIAMI DOLPHINS DEFENSIVE STATISTICS											
PLAYER	SOLO	ASST	TOTAL	SACKS	SK YDS	TFL	QBH	IN/YDS	PD	FF	FR
R. Jones	46	13	59	0	0	2	0	2/53	5	0	0
K. Misi	31	15	46	0	0	4	0	0	1	0	0
J. Jenkins	29	11	40	0	0	2	0	0	1	0	1
K. Sheppard	17	7	24	0	0	2	1	0	0	0	0
J. Taylor	19	5	24	0	0	0	0	0	2	0	0
B. Grimes	13	4	17	0	0	0	0	2/8	7	0	0
B. McCain	10	6	16	0	0	0	0	1/0	2	0	0
E. Mitchell	9	6	15	0	0	3	1	0	0	0	0
N. Suh	12	3	15	2	15	6	4	0	4	0	0
M. Thomas	13	1	14	0	0	0	0	0	0	0	0
D. Shelby	7	2	9	0	0	2	2	0	1	0	0
T. Fede	5	2	7	0	0	0	0	0	0	0	0
W. Aikens	6	1	7	0	0	0	0	0	0	0	0
O. Vernon	6	1	7	1	12	3	2	0	0	0	0
C. Wake	6	1	7	6	32	2	6	0	1	4	0
S. Paysinger	5	1	6	0	0	0	0	0	0	0	0
Bo. McCain	5	1	6	0	0	0	0	0	2	0	0
T. Fede	3	2	5	0	0	0	1	0	0	0	0
Z. Vigil	3	1	4	0	0	0	1	0	0	0	0
C. Mosley	2	1	3	0	0	0	1	0	0	0	0
J. Taylor	1	2	3	0	0	0	0	0	0	0	1
J. Phillips	2	0	2	1	8	1	1	0	0	0	0
J. Kovacs	2	0	2	1	9	1	1	0	0	0	0
A. Francis	1	0	1	0	0	0	0	0	0	0	0
Z. Bowman	1	0	1	0	0	0	0	1/38	0	0	0
J. Fox	0	0	0	0	0	0	0	0	0	0	1
L. Miller	0	0	0	0	0	0	0	0	0	0	1
N. Hewitt	3	1	4	0	0	1	0	0	0	0	0
TOTALS	262	82	344	11	76	35	23	6/99	25	5	4

NOTE: Special teams and miscellaneous tackles/fumbles not included above

DEFENSIVE TOUCHDOWNS: Reshad Jones – 1 (10-18)

MISCELLANEOUS TACKLES: Ryan Tannehill -2 (9/13) / (10/18), Jonas Gray - 1 (9/27), Mike Pouncey -1 (9/27), Brandon Albert 1- (10-18)

MISCELLANEOUS FORCED FUMBLES: None

MISCELLANEOUS FUMBLE RECOVERIES: Jason Fox – (9/27), Lamar Miller – (10/4)



2015 MIAMI DOLPHINS SACKS			
NAME	SACKS	YDS	OPPONENT
Cameron Wake	6	32	4 – at Tennessee (10-18), 2 –vs. Houston (10-25)
Ndamukong, Suh	2	15	2 –vs. Houston (10-25)
Olivier Vernon	1	12	1 – at Tennessee (10-18)
Jordan Kovacs	1	9	1 – at Tennessee (10-18)
Jordan Phillips	1	8	1- at Washington (9-13)
2015 TOTAL	11	76	

2015 MIAMI DOLPHINS INTERCEPTIONS		
Grimes, Brent	2	1 – at Washington (9-14), 1 – at Tennessee (10-18)
Reshad Jones	2	1 – at Tennessee (10-18), 1 –vs. Houston (10-25)
McCain, Brice	1	1 – at Washington (9-14)
Bowman, Zack	1	1 – vs. New York Jets (10/4)
TOTAL	5	

2015 MIAMI DOLPHINS TURNOVERS									
TAKEAWAYS					GIVEAWAYS				
DATE	OPPONENT	INT	FUM	TOTAL	INT	FUM	TOTAL	DIFF	W/L
9/13	at Washington Redskins	2	0	2	0	1	1	+1	W
9/20	at Jacksonville Jaguars	0	0	0	0	0	0	Even	L
9/27	BUFFALO BILLS	0	0	0	3	0	3	-3	L
10/4	NEW YORK JETS	1	0	1	2	0	2	-1	L
10/18	at Tennessee Titans	2	2	4	2	0	2	+2	W
10/25	HOUSTON TEXANS	1	0	1	0	1	1	Even	W
10/29	at New England Patriots								
11/8	at Buffalo Bills								
11/15	at Philadelphia Eagles								
11/22	DALLAS COWBOYS								
11/29	at New York Jets								
12/6	BALTIMORE RAVENS								
12/14	NEW YORK GIANTS								
12/20	at San Diego Chargers								
12/27	INDIANAPOLIS COLTS								
1/3	NEW ENGLAND PATRIOTS								
TOTAL		6	2	8	7	2	9	-1	3-3

2015 MIAMI DOLPHINS FUMBLES			
PLAYER	NUM	LOST	LOST FUMBLES
Tannehill, Ryan	2	1	1 – at Washington (9-13), 1- at Jacksonville (9-20)
Williams, Damien	2	1	1 – at Tennessee (10-18), 1-vs. Houston (10-25)
James, LaMike	1	0	1 – at Washington (9-13)
TOTAL	5	2	



2015 MIAMI DOLPHINS SPECIAL TEAMS STATISTICS									
DATE	OPPONENT	SOLO	ASST	TOTAL	FF	FR	BFG	BPAT	BPNT
9/13	at Washington Redskins	2	2	4	0	1	0	0	0
9/20	at Jacksonville Jaguars	4	0	4	0	0	0	0	0
9/27	BUFFALO BILLS	3	0	3	0	0	0	0	0
10/4	NEW YORK JETS	5	2	7	0	1	0	0	0
10/18	at Tennessee Titans	2	4	6	0	0	0	0	0
10/25	HOUSTON TEXANS	4	2	6	0	0	0	0	0
10/29	at New England Patriots								
11/8	at Buffalo Bills								
11/15	at Philadelphia Eagles								
11/22	DALLAS COWBOYS								
11/29	at New York Jets								
12/6	BALTIMORE RAVENS								
12/14	NEW YORK GIANTS								
12/20	at San Diego Chargers								
12/27	INDIANAPOLIS COLTS								
1/3	NEW ENGLAND PATRIOTS								
2015 TOTALS		20	10	30	0	2	0	0	0

2015 MIAMI DOLPHINS SPECIAL TEAMS STATISTICS								
PLAYER	SOLO	ASST	TOTAL	FF	FR	BFG	BPAT	BPNT
McCain, Bobby	3	1	4	0	0	0	0	0
Williams, Damien	1	2	3	0	0	0	0	0
Nevil, Hewitt	3	0	3	0	0	0	0	0
Vigil, Zach	3	0	3	0	0	0	0	0
Aikens, Walt	2	1	3	0	0	0	0	0
Paysinger, Spencer	2	0	2	0	0	0	0	0
Thomas, Michael	1	1	2	0	0	0	0	0
Sheppard, Kelvin	2	0	2	0	0	0	0	0
Bowman, Zack	1	1	2	0	0	0	0	0
Denney, John	1	0	1	0	0	0	0	0
Kovacs, Jonathan	0	1	1	0	0	0	0	0
James, LaMike	0	0	0	0	1	0	0	0
Miller, Lamar	0	0	0	0	1	0	0	0
TOTALS	19	7	26	0	2	0	0	0



2015 MIAMI DOLPHINS GAME-BY-GAME STATISTICS

MIAMI																						
FIRST DOWNS					OFFENSE			NET PASSING					NET RUSHING					PEN		FUMB		T.O.P
GAME	T	R	P	PN	AT	YDS	AVG	A	C	I	YDS	TD	SK	YDS	AT	YDS	AVG	TD	NO	YD	NO	1ST
WAS	19	5	12	2	55	256	4.7	34	22	0	182	1	3	44	18	74	4.1	0	6	39	2	1
JAX	17	0	15	2	61	386	6.2	44	30	0	359	2	2	15	16	42	2.6	0	13	112	1	0
BUF	21	7	13	1	71	391	5.5	49	26	3	289	2	2	8	20	102	5.1	0	6	36	1	0
NYJ	17	4	8	5	58	226	3.9	44	19	2	198	2	3	31	11	59	5.4	0	9	80	1	0
TEN	26	11	14	1	63	434	6.9	32	22	2	266	2	2	12	32	180	5.6	2	9	97	0	0
HOU	21	8	11	2	59	503	8.5	20	19	0	255	4	4	41	35	248	7.1	1	8	52	1	1
NE																						
BUF																						
PHI																						
DAL																						
NYJ																						
BAL																						
NYG																						
SD																						
IND																						
NE																						
2015 TOTAL	121	35	73	13	367	2,196	5.98	223	138	7	1,549	13	16	151	132	705	5.34	3	51	416	6	2

OPPONENTS																						
FIRST DOWNS					OFFENSE			NET PASSING					NET RUSHING					PEN		FUMB		T.O.P
GAME	T	R	P	PN	AT	YDS	AVG	A	C	I	YDS	TD	SK	YDS	AT	YDS	AVG	TD	NO	YD	NO	1ST
WAS	20	6	12	2	69	349	5.1	31	21	2	188	1	1	8	37	161	4.4	0	11	88	1	0
JAX	19	4	11	4	66	396	6	33	18	0	273	1	0	0	33	123	3.7	0	9	93	0	0
BUF	21	4	14	3	63	428	6.8	29	21	0	277	3	0	0	34	151	4.4	1	5	40	0	0
NYJ	23	13	8	2	72	425	5.9	29	16	1	218	1	0	0	43	207	4.8	2	14	163	0	0
TEN	22	4	15	3	65	299	4.6	46	26	2	236	1	6	46	18	63	3.5	0	7	50	2	2
HOU	24	6	18	0	78	322	4.1	49	23	1	273	3	4	22	25	71	2.8	1	3	25	3	0
NE																						
BUF																						
PHI																						
DAL																						
NYJ																						
BAL																						
NYG																						
SD																						
IND																						
NE																						
2015 TOTAL	129	37	78	14	413	2,219	5.66	217	125	6	1,465	10	11	76	190	776	4.27	3	49	459	3	2

2015 MIAMI DOLPHINS GAME-BY-GAME DRIVE PRODUCTION

MIAMI																					
GAME	POSS	TD	PAT	2PT	M2PT	FG	MFG	Bk FG	PUNT	Bk PUNT	INT	FUM	SAF	DWNS	HF	GM	PTS	TD%	SCORE%	PTS/POSS	
WAS	9	1	1	0	0	1	0	0	4	0	0	1	0	1	0	1	10	11%	22%	1.10	
JAX	12	2	2	0	0	2	1	0	6	0	0	0	0	1	0	0	20	16%	33%	0.90	
BUF	11	2	1	1	1	0	0	0	4	0	3	0	0	2	1	0	14	16.60%	16.60%	1.27	
NYJ	13	2	2	0	0	0	0	0	7	0	2	0	0	2	0	0	14	15.38%	15.38%	1.07	
TEN	10	4	4	0	0	1	0	0	3	0	2	0	0	0	0	0	38	40.00%	50.00%	3.80	
HOU	14	5	4	0	0	1	0	0	5	0	0	1	0	0	1	1	44	35.71%	42.85%	3.14	
NE																					
BUF																					
PHI																					
DAL																					
NYJ																					
BAL																					
NYG																					
SD																					
IND																					
NE																					
Totals	55	11	10	1	1	4	1	0	24	0	7	1	0	6	1	1	96	20.00%	27.27%	1.74	
OPPONENTS																					
GAME	POSS	TD	PAT	2PT	M2PT	FG	MFG	Bk FG	PUNT	Bk PUNT	INT	FUM	SAF	DWNS	HF	GM	PTS	TD%	SCORE%	PTS/POSS	
WAS	10	1	1	0	0	1	1	0	3	0	2	0	0	1	1	0	10	10%	20%	1.00	
JAX	13	2	2	0	0	3	0	0	7	0	0	0	0	0	0	1	23	8%	38%	1.76	
BUF	11	4	4	0	0	3	1	0	3	0	0	0	0	0	0	1	34	36.36%	54.54%	3.09	
NYJ	14	3	3	0	0	2	0	0	5	0	1	0	0	0	0	1	27	21.40%	35.70%	1.93	
TEN	12	1	1	0	0	1	0	0	3	0	2	2	0	1	1	0	10	8.33%	16.66%	0.83	
HOU	14	4	3	0	1	0	0	0	8	0	1	0	0	1	0	0	26	28.57%	28.47%	1.85	
NE																					
BUF																					
PHI																					
DAL																					
NYJ																					
BAL																					
NYG																					
SD																					
IND																					
NE																					
TOTAL	74	15	14	0	1	10	2	0	29	0	6	2	0	3	2	3	130	20.27%	33.78%	1.75	





2015 MIAMI DOLPHINS GAME-BY-GAME REDZONE PRODUCTION

MIAMI																	
GAME	POSS	TD	PAT	2-PT.	M-2PT.	FG	MFG	Bk FG	INT	FUM	DW/PNT	HF	GM	PTS	TD%	SCORE %	PTS/POSS
WAS	3	1	1	0	0	1	1	0	0	0	1	0	0	10	50%	67%	3.30
JAX	2	2	2	0	0	0	0	0	0	0	0	0	0	14	100%	100%	7.00
BUF	2	0	0	0	0	0	0	0	0	0	0	0	0	0	0%	0%	0.00
NYJ	3	2	2	0	0	0	0	0	1	0	0	0	0	14	67%	67%	4.66
TEN	4	3	3	0	0	1	1	0	0	0	0	0	0	24	75%	100%	6.00
HOU	0	0	0	0	0	0	0	0	0	0	0	0	0	0	-	-	-
NE																	
BUF																	
PHI																	
DAL																	
NYJ																	
BAL																	
NYG																	
SD																	
IND																	
NE																	
TOTAL	14	8	8	0	0	2	2	0	0	0	1	0	0	62	57%	71.4%	4.42

2015 MIAMI DOLPHINS GAME-BY-GAME REDZONE PRODUCTION

OPPONENTS																	
GAME	POSS	TD	PAT	2-PT.	M-2PT.	FG	MFG	Bk FG	INT	FUM	DW/PNT	HF	GM	PTS	TD%	SCORE %	PTS/POSS
WAS	3	1	1	0	0	1	1	0	0	0	1	0	0	10	33%	50%	3.30
JAX	3	1	1	0	0	2	2	0	0	0	0	0	0	13	33%	100%	4.30
BUF	2	1	1	0	0	1	1	0	0	0	0	0	0	10	50%	100%	5.00
NYJ	3	2	2	0	0	1	1	0	0	0	0	0	0	17	67%	100%	5.67
TEN	3	1	1	0	0	1	1	0	0	0	0	0	1	10	33%	67%	3.33
HOU	3	3	3	0	1	0	0	0	0	0	0	0	0	21	100%	100%	7.00
NE																	
BUF																	
PHI																	
DAL																	
NYJ																	
BAL																	
NYG																	
SD																	
IND																	
NE																	
TOTAL	17	9	9	0	1	6	6	0	0	0	1	0	1	81	52.94%	88.23%	4.76

2015 LONGEST DRIVES

MIAMI			
	PLAYS	NET YARDS	TIME
	15 – vs. Buffalo (9/27)	97 – at Tennessee (10/18)	5:30 – at Tennessee (10/18)
For TD	10 – at Jacksonville (9/20)	97 – at Tennessee (10/18)	5:30 – at Tennessee (10/18)
OPPONENT			
	PLAYS	NET YARDS	TIME
	17 – at Washington (9/13)	88 – at Washington (9/13)	8:49 – at Washington (9/13)
For TD	17 – at Washington (9/13)	88 – at Washington (9/13)	8:49 – at Washington (9/13)

2015 BIG PLAYS

MIAMI	
PASSING PLAYS (25 yards or more)	RUNNING PLAYS (15 yards or more)
54 – Ryan Tannehill to Lamar Miller vs. Houston (10/25)	85 – Lamar Miller vs. Houston (10/25)
53 – Ryan Tannehill to Rishard Matthews vs. Houston (10/25)	29 – Lamar Miller vs. Houston (10/25)
50 – Ryan Tannehill to Jarvis Landry vs. Houston (10/25)	22 – Lamar Miller at Tennessee Titans (10/18)
48 – Ryan Tannehill to Rishard Matthews at Jacksonville (9/20)	22 – Jarvis Landry at Tennessee Titans (10/18)
46 – Ryan Tannehill to Rishard Matthews vs. Buffalo (9/27)	19 – Damian Williams vs. Houston (10/25)
42 – Ryan Tannehill to Kenny Stills vs. New York Jets (10/4)	16 – Jonas Grey vs. Houston (10/25)
38 – Ryan Tannehill to Kenny Stills at Tennessee (10/18)	15 – Jarvis Landry vs. New York Jets (10/4)
36 – Ryan Tannehill to Jarvis Landry at Jacksonville (9/20)	15 – Jonas Grey vs. Houston (10/25)
28 – Ryan Tannehill to Jordan Cameron at Washington (9/13)	
26 – Ryan Tannehill to Jordan Cameron at Jacksonville (9/20)	
OPPONENTS	
PASSING PLAYS (25 yards or more)	RUNNING PLAYS (15 yards or more)
58 – Ryan Fitzpatrick to Branden Marshall vs. New York Jets (10/4)	41 – Karlos Williams vs. Buffalo (9/27)
52 – Blake Bortles to Allen Robinson at Jacksonville (9/20)	28 – Blake Bortles at Jacksonville (9/20)
39 – Tyrod Taylor to Chris Hogan vs. Buffalo (9/27)	24 – Chris Ivory vs. New York Jets (10/4)
36 – Blake Bortles to Allen Robinson at Jacksonville (9/20)	16 – Dexter McCluster at Tennessee (10/18)
32 – Marcus Mariota to Dorial Green Beckham at Tennessee (10/18)	
28 – Kirk Cousins to Jordan Reed at Washington (9/13)	
27 – Bryan Hoyer to Nate Washington vs. Houston (10/25)	
26 – Ryan Fitzpatrick to Eric Decker vs. New York Jets (10/4)	
26 – Bryan Hoyer to Arian Foster vs. Houston (10/25)	
25 – Tyrod Taylor to Charles Clay vs. Buffalo (9/27)	
25 – Marcus Mariota to Delanie Walker at Tennessee (10/18)	



2015 MIAMI DOLPHINS BIG GAMES

MIAMI

100-YARD RUSHERS	100-YARD RECEIVERS	300-YARD PASSERS
75 – Lamar Miller vs. Houston (10/25)	115- Rishard Matthews at Jacksonville	359– Ryan Tannehill at Jacksonville (9/20)
3- Lamar Miller at Tennessee (10/18)	110- Jarvis Landry at Jacksonville	
	113- Rishard Matthews Vs. Buffalo	

2015 OPPONENT BIG GAMES

OPPONENT

100-YARD RUSHERS	100-YARD RECEIVERS	300-YARD PASSERS
166 – Chris Ivory vs. New York Jets	155 - Allen Robinson at Jacksonville	
121 – Alfred Morris at Washington	128 – Branden Marshall vs. New York Jets	
110 – Karlos Williams vs. Buffalo	127 – Nate Washington vs. Houston	

2015 MIAMI DOLPHINS GAME-BY-GAME 3RD DOWNS

		MIAMI			OPPONENTS		
DATE	OPPONENT	MADE	ATTEMPTS	PCT	MADE	ATTEMPTS	PCT
9/13	at Washington Redskins	5	12	41.6%	6	14	42.8%
9/20	at Jacksonville Jaguars	5	15	33.0%	5	14	36.0%
9/27	BUFFALO BILLS	4	13	30.7%	7	13	53.8%
10/4	NEW YORK JETS	0	12	0.00%	6	16	38.0%
10/18	at Tennessee Titans	5	9	56.0%	2	10	20.0%
10/25	HOUSTON TEXANS	1	9	11.1%	6	15	40.0%
10/29	at New England Patriots						
11/8	at Buffalo Bills						
11/15	at Philadelphia Eagles						
11/22	DALLAS COWBOYS						
11/29	at New York Jets						
12/6	BALTIMORE RAVENS						
12/14	NEW YORK GIANTS						
12/20	at San Diego Chargers						
12/27	INDIANAPOLIS COLTS						
1/3	NEW ENGLAND PATRIOTS						
TOTAL		20	70	28.57	32	82	39.0%

2015 MIAMI DOLPHINS GAME-BY-GAME 4TH DOWNS

		MIAMI			OPPONENTS		
DATE	OPPONENT	MADE	ATTEMPTS	PCT	MADE	ATTEMPTS	PCT
9/13	at Washington Redskins	0	1	0%	0	1	0%
9/20	at Jacksonville Jaguars	0	1	0%	0	1	0%
9/27	BUFFALO BILLS	1	4	25%	0	0	-
10/4	NEW YORK JETS	0	4	0%	0	0	-
10/18	at Tennessee Titans	0	0	-	1	2	50%
10/25	HOUSTON TEXANS	0	0	-	0	1	0%
10/29	at New England Patriots						
11/8	at Buffalo Bills						
11/15	at Philadelphia Eagles						
11/22	DALLAS COWBOYS						
11/29	at New York Jets						
12/6	BALTIMORE RAVENS						
12/14	NEW YORK GIANTS						
12/20	at San Diego Chargers						
12/27	INDIANAPOLIS COLTS						
1/3	NEW ENGLAND PATRIOTS						
TOTAL		1	10	10.0%	1	5	20.0%

2015 MIAMI DOLPHINS QUARTER-BY-QUARTER SCORING

			MIAMI							OPPONENTS					
DATE	OPPONENT	W/L	1st	2nd	3rd	4th	OT	Total	1st	2nd	3rd	4th	OT	Total	
9/13	at Washington Redskins	W	0	7	0	10	-	17	3	7	0	0	-	10	
9/20	at Jacksonville Jaguars	L	3	10	7	0	-	20	10	10	0	3	-	23	
9/27	BUFFALO BILLS	L	0	0	8	6	-	14	14	13	0	14	-	41	
10/4	NEW YORK JETS	L	0	7	0	7	-	14	10	10	7	0	-	27	
10/18	at Tennessee Titans	W	10	7	7	14	-	38	3	0	7	0	-	10	
10/25	HOUSTON TEXANS	W	21	20	0	3	-	44	0	0	13	13	-	26	
10/29	at New England Patriots														
11/8	at Buffalo Bills														
11/15	at Philadelphia Eagles														
11/22	DALLAS COWBOYS														
11/29	at New York Jets														
12/6	BALTIMORE RAVENS														
12/14	NEW YORK GIANTS														
12/20	at San Diego Chargers														
12/27	INDIANAPOLIS COLTS														
1/3	NEW ENGLAND PATRIOTS														
TOTAL			3-3	31	51	22	40	-	147	40	40	27	30	-	137



2015 MIAMI DOLPHINS GAME-BY-GAME STARTERS

OFFENSE											
GAME	WR	LT	LG	C	RG	RT	TE	WR	QB	RB	WR
at Washington Redskins	Jennings	Albert	Thomas	Pouncey	Douglas	James	Cameron	Matthews	Tannehill	Miller	Landry
at Jacksonville Jaguars	Jennings	Albert	Thomas	Pouncey	Douglas	James	Cameron	Matthews	Tannehill	Miller	Landry
BUFFALO BILLS	Jennings	Fox	Thomas	Pouncey	Douglas	James	Cameron	Matthews	Tannehill	Miller	Landry
NEW YORK JETS	Jennings	Fox	Thomas	Pouncey	Douglas	James	Cameron	Matthews	Tannehill	Miller	Landry
at Tennessee Titans	Stills	Albert	Thomas	Pouncey	Turner	James	Cameron	Matthews	Tannehill	Miller	Landry
HOUSTON TEXANS	Stills	Albert	Thomas	Pouncey	Turner	James	Cameron	Matthews	Tannehill	Miller	Landry
at New England Patriots											
at Buffalo Bills											
at Philadelphia Eagles											
DALLAS COWBOYS											
at New York Jets											
BALTIMORE RAVENS											
NEW YORK GIANTS											
at San Diego Chargers											
INDIANAPOLIS COLTS											
NEW ENGLAND PATRIOTS											
DEFENSE											
GAME	LE	DT	DT	RE	LB	LB	LB	CB	CB	SS	FS
at Washington Redskins	Wake	Suh	Mitchell	Vernon	Misi	Sheppard	Jenkins	Grimes	McCain	Aikens	Jones
at Jacksonville Jaguars	Wake	Suh	Mitchell	Vernon	Misi	Sheppard	Jenkins	Grimes	McCain	Aikens	Jones
BUFFALO BILLS	Wake	Suh	Mitchell	Vernon	Misi	Sheppard	Jenkins	Grimes	McCain	Thomas	Jones
NEW YORK JETS	Wake	Suh	Mitchell	Vernon	Misi	Sheppard	Jenkins	Grimes	McCain	Thomas	Jones
at Tennessee Titans	Wake	Suh	Mitchell	Vernon	Misi	Sheppard	Jenkins	Grimes	McCain	Thomas	Jones
HOUSTON TEXANS	Wake	Suh	Mitchell	Vernon	Misi	Sheppard	Jenkins	Grimes	Taylor	Aikens	Jones
at New England Patriots											
at Buffalo Bills											
at Philadelphia Eagles											
DALLAS COWBOYS											
at New York Jets											
BALTIMORE RAVENS											
NEW YORK GIANTS											
at San Diego Chargers											
INDIANAPOLIS COLTS											
NEW ENGLAND PATRIOTS											

2015 MIAMI DOLPHINS INACTIVES

at Washington Redskins	Davis	Lippett	Gray	McCain	Fox	Hazel	Francis
at Jacksonville Jaguars	Davis	Lippett	Linkenbach	Turner	Sims	Hazel	Francis
BUFFALO BILLS	Mostert	Lippett	Albert	Turner	Sims	Hazel	Phillips
NEW YORK JETS	Mostert	Lippett	Albert	Turner	Sims	Hazel	Francis
at Tennessee Titans	Dowling	Lippett	Ch. McCain	Brenner	Linkenbach	Hazel	Francis
HOUSTON TEXANS	Br. McCain	Ch. McCain	Brenner	Linkenbach	Stoneburner	Hazel	Francis
at New England Patriots							
at Buffalo Bills							
at Philadelphia Eagles							
DALLAS COWBOYS							
at New York Jets							
BALTIMORE RAVENS							
NEW YORK GIANTS							
at San Diego Chargers							
INDIANAPOLIS COLTS							
NEW ENGLAND PATRIOTS							



IN 2015, THE MIAMI DOLPHINS ARE ...			
2-0	when leading after the 1 st Quarter	2-1	in road games
2-0	when leading after the 2 nd Quarter	0-0	when playing in domes
2-0	when leading after the 3 rd Quarter	3-3	when playing outdoors
1-3	when behind after the 1 st Quarter	0-0	when playing on artificial turf
1-3	when behind after the 2 nd Quarter	3-3	when playing on natural grass
1-3	when behind after the 3 rd Quarter	2-2	after winning the coin toss
2-0	when Miami scores first	1-1	after losing the coin toss
1-3	when opponent scores first	2-0	when scoring 21 points or more
0-0	when tied at halftime	2-0	when yielding 20 points or less
1-2	in home games	0-0	in overtime contests

2015 MIAMI DOLPHINS HONORS
<p>AFC DEFENSIVE PLAYER OF THE WEEK Cameron Wake – Week 6 at Tennessee</p> <p>AFC SPECIAL TEAMS PLAYER OF THE WEEK Jarvis Landry – Week 1 at Washington</p>



2015 MIAMI DOLPHINS TEAM SINGLE-GAME HIGHS

MIAMI DOLPHINS					
HIGH	OPPONENT		LOW	OPPONENT	
		<u>FIRST DOWNS</u>			
26	At Tennessee (10/18)	Total	17	at Jacksonville (9/20)	
			17	Vs. New York Jets (10/4)	
11	At Tennessee (10/18)	Rushing	0	at Jacksonville (9/20)	
15	at Jacksonville (9/20)	Passing	11	Vs. Houston (10/25)	
5	Vs. New York Jets (10/4)	Penalty	1	Vs. Buffalo (9/27)	
		<u>TOTAL NET YARDS</u>			
		<u>RUSHING</u>			
35	Vs. Houston (10/25)	Attempts	11	Vs. New York Jets (10/4)	
248	Vs. Houston (10/25)	Yards	42	at Jacksonville (9/20)	
7.1	Vs. Houston (10/25)	Average	2.6	at Jacksonville (9/20)	
2	At Tennessee (10/18)	Touchdowns	0	at Washington (9/13)	
			0	at Jacksonville (9/20)	
			0	Vs. Buffalo (9/27)	
			0	Vs. New York Jets (10/4)	
		<u>PASSING</u>			
49	Vs. Buffalo (9/27)	Attempts	19	Vs. Houston (10/25)	
30	at Jacksonville (9/20)	Completions	18	Vs. Houston (10/25)	
3	Vs. Buffalo (9/27)	Interceptions	0	at Washington (9/13)	
			0	at Jacksonville (9/20)	
			0	Vs. New York Jets (10/4)	
			0	Vs. Houston (10/25)	
530	Vs. Houston (10/25)	Net Yards	167	Vs. New York Jets (10/4)	
5	Vs. Houston (10/25)	Touchdowns	1	at Washington (9/13)	
158.3	Vs. Houston (10/25)	Passer Rating	53.0	Vs. New York Jets (10/4)	
94.7%	Vs. Houston (10/25)	Completion %	43.18%	Vs. New York Jets (10/4)	
4	Vs. Houston (10/25)	Times Sacked	2	at Jacksonville (9/20)	
			2	Vs. Buffalo (9/27)	
			2	At Tennessee (10/18)	
44	at Washington (9/13)	Yards Lost	8	Vs. Buffalo (9/27)	
		<u>PUNT</u>			
7	Vs. New York Jets (10/4)	Total	3	At Tennessee (10/18)	
322	Vs. New York Jets (10/4)	Yards	131	At Tennessee (10/18)	
63	at Washington (9/13)	Long	47	At Tennessee (10/18)	
54.3	at Washington (9/13)	Gross Average	43.7	At Tennessee (10/18)	
47.3	at Washington (9/13)	Net Average	39.0	At Tennessee (10/18)	
4	Vs. New York Jets (10/4)	Returns	2	Vs. Buffalo (9/27)	
32	at Jacksonville (9/20)	Return Yards	7	Vs. Buffalo (9/27)	
32	Vs. New York Jets (10/4)				
22.5	Vs. New York Jets (10/4)	Return Average	3.2	Vs. Houston (10/25)	
		<u>PENALTIES</u>			
13	at Jacksonville (9/20)	Total	6	at Washington (9/13)	
			6	Vs. Buffalo (9/27)	
112	at Jacksonville (9/20)	Yards Penalized	36	Vs. Buffalo (9/27)	
		<u>FUMBLES</u>			
2	at Washington (9/13)	Total	0	At Tennessee (10/18)	
1	at Washington (9/13)	Lost	0	at Jacksonville (9/20)	
32:05	At Tennessee (10/18)	<u>I.Q.P</u>	22:06	at Washington (9/13)	



2015 MIAMI DOLPHINS OPPONENT TEAM SINGLE-GAME HIGHS					
OPPONENTS vs. DOLPHINS					
HIGH	OPPONENT		LOW	OPPONENT	
		<u>FIRST DOWNS</u>			
24	Vs. Houston (10/25)	Total	19	at Jacksonville (9/20)	
13	Vs. New York Jets (10/4)	Rushing	4	at Jacksonville (9/20)	
			4	at Tennessee (10/18)	
18	Vs. Houston (10/25)	Passing	8	Vs. New York Jets (10/4)	
4	at Jacksonville (9/20)	Penalty	0	Vs. Houston (10/25)	
		<u>TOTAL NET YARDS</u>			
		<u>RUSHING</u>			
43	Vs. New York Jets (10/4)	Attempts	18	at Tennessee (10/18)	
207	Vs. New York Jets (10/4)	Yards	63	at Tennessee (10/18)	
4.8	Vs. New York Jets (10/4)	Average	2.8	Vs. Houston (10/25)	
2	Vs. New York Jets (10/4)	Touchdowns	0	at Washington (9/13)	
			0	at Jacksonville (9/20)	
			0	at Tennessee (10/18)	
		<u>PASSING</u>			
49	Vs. Houston (10/25)	Attempts	31	at Washington (9/13)	
26	at Tennessee (10/18)	Completions	16	Vs. New York Jets (10/4)	
2	at Washington (9/13)	Interceptions	0	at Jacksonville (9/20)	
2	at Tennessee (10/18)				
273	at Jacksonville (9/20)	Net Yards	196	at Washington (9/13)	
3	Vs. Houston (10/25)	Touchdowns	1	at Washington (9/13)	
			1	Vs. New York Jets (10/4)	
			1	at Tennessee (10/18)	
102.2	at Jacksonville (9/20)	Passer Rating	68.8	at Washington (9/13)	
67.7%	at Washington (9/13)	Completion %	43.93%	Vs. Houston (10/25)	
4	at Tennessee (10/18)	Times Sacked	0	at Jacksonville (9/20)	
4	Vs. Houston (10/25)		0	Vs. Buffalo (9/27)	
			0	Vs. New York Jets (10/4)	
46	at Tennessee (10/18)	Yards Lost	0	at Jacksonville (9/20)	
		<u>PUNT</u>			
8	Vs. Houston (10/25)	Total	3	at Washington (9/13)	
			3	at Tennessee (10/18)	
317	at Jacksonville (9/20)	Yards	124.0	at Washington (9/13)	
61	at Tennessee (10/18)	Long	51.0	Vs. New York Jets (10/4)	
45.6	Vs. Houston (10/25)	Gross Average	41.0	at Washington (9/13)	
38.9	at Jacksonville (9/20)	Net Average	10.0	at Washington (9/13)	
3	at Jacksonville (9/20)	Returns	1	at Tennessee (10/18)	
3	Vs. New York Jets (10/4)				
74	at Washington (9/13)	Return Yards	14.0	at Tennessee (10/18)	
37.0	at Washington (9/13)	Return Average	14.0	at Tennessee (10/18)	
		<u>PENALTIES</u>			
14	Vs. New York Jets (10/4)	Total	3	Vs. Houston (10/25)	
163	Vs. New York Jets (10/4)	Yards Penalized	25	Vs. Houston (10/25)	
		<u>FUMBLES</u>			
3	Vs. Houston (10/25)	Total	0	at Jacksonville (9/20)	
		Lost	0	at Washington (9/13)	
			0	at Jacksonville (9/20)	
37:54	at Washington (9/13)	<u>I.O.P</u>	27:55	Vs. Houston (10/25)	



2015 MIAMI DOLPHINS AND OPPONENT INDIVIDUAL SINGLE-GAME HIGHS

DOLPHINS INDIVIDUAL HIGHS				DOLPHINS INDIVIDUAL HIGHS			
		PLAYER	OPPONENT			PLAYER	OPPONENT
OFFENSE				DEFENSE			
<u>RUSHING</u>				<u>TACKLES</u>			
Attempts	19	Lamar Miller	at Tennessee (10/18)	Total	12	Reshad Jones	at Washington (9/13)
Yards	175	Lamar Miller	Vs. Houston (10/25)		12	Jelani Jenkins	at Jacksonville (9/20)
Touchdowns	1	Lamar Miller	Vs. Houston (10/25)	Solo	10	Reshad Jones	Vs. New York Jets (10/4)
	1	Lamar Miller	at Tennessee (10/18)	<u>INTERCEPTIONS</u>			
	1	Jarvis Landry	at Tennessee (10/18)	Total	1	Zack Bowman	Vs. New York Jets (10/4)
Yards by Quarterback	17	Ryan Tannehill	at Jacksonville (9/20)	Longest Return	38	Zack Bowman	Vs. New York Jets (10/4)
Longest Run from Scrimmage	85	Lamar Miller	Vs. Houston (10/25)	Longest Return for Touchdown	30	Reshad Jones	at Tennessee (10/18)
Longest Run from Scrimmage for TD	85	Lamar Miller	Vs. Houston (10/25)	<u>FUMBLES</u>			
<u>PASSING</u>				Total Forced	2	Cameron Wake	at Tennessee (10/18) / Vs. Houston (10/25)
Attempts	49	Ryan Tannehill	Vs. Buffalo (9/27)	Total Recovered	1	LaMike James	at Washington (9/13)
Completions	30	Ryan Tannehill	at Jacksonville (9/20)		1	Jason Fox	at Jacksonville (9/20)
Yards	359	Ryan Tannehill	at Jacksonville (9/20)		1	Ja'Wuan James	Vs. Buffalo (9/27)
Touchdowns	4	Ryan Tannehill	Vs. Houston (10/25)		1	Lamar Miller	Vs. New York Jets (10/4)
	2	Ryan Tannehill	Vs. New York Jets (10/4)		1	Jelani Jenkins	at Tennessee (10/18)
Completion Percentage	94.73%	Ryan Tannehill	Vs. Houston (10/25)		1	Jamar Taylor	at Tennessee (10/18)
Interceptions	3	Ryan Tannehill	Vs. Buffalo (9/27)	Longest Return for Touchdown	-	-	-
Longest Completion	54	Ryan Tannehill	Vs. Houston (10/25)	<u>SACKS</u>			
Longest Completion for TD	54	Ryan Tannehill	Vs. Houston (10/25)	Total	4	Cameron Wake	at Tennessee (10/18)
Passer Rating	158.3	Ryan Tannehill	Vs. Houston (10/25)	Yards Lost	25	Cameron Wake	at Tennessee (10/18)
<u>RECEIVING</u>				SPECIAL TEAMS			
Receptions	8	Jarvis Landry	at Washington (9/13)/ at Jacksonville (9/20)/ Vs. Buffalo (9/27)	Field Goals Made	2	Andrew Franks	at Jacksonville (9/20)
Yards	115	Rishard Matthews	at Jacksonville (9/20)	Field Goal Attempts	3	Andrew Franks	at Jacksonville (9/20)
Touchdowns	2	Allen Robinson	at Jacksonville (9/20)	Longest Field Goal	48	Andrew Franks	at Jacksonville (9/20)
	2	Rishard Matthews	Vs. Buffalo (9/27)	Longest Field Goal Attempt	48	Andrew Franks	Vs. New York Jets (10/4)
Longest Reception by Running Back	54	Lamar Miller	Vs. Houston (10/25)	Punts	7	Matt Darr	at Jacksonville (9/20)
Yards by Running Back	61	Lamar Miller	Vs. Houston (10/25)	Longest Punt (yards)	63	Matt Darr	at Washington (9/13)
Longest Reception	54	Lamar Miller	Vs. Houston (10/25)	Highest Gross Average	54.3	Matt Darr	at Washington (9/13)
<u>TOTAL YARDS FROM SCRIMMAGE</u>	236	Lamar Miller	Vs. Houston (10/25)	Highest Net Average	47.3	Matt Darr	Vs. Buffalo (9/27)
				Most Punt Returns	3	Jarvis Landry	at Jacksonville (9/20)

2015 OPPONENT INDIVIDUAL SINGLE-GAME HIGHS

DOLPHINS INDIVIDUAL HIGHS				DOLPHINS INDIVIDUAL HIGHS			
		PLAYER	OPPONENT			PLAYER	OPPONENT
OFFENSE				DEFENSE			
<u>RUSHING</u>				<u>TACKLES</u>			
Attempts	29	Chris Ivory	Vs. New York Jets (10/4)	Total	12	Corey Graham	Vs. Buffalo (9/27)
Yards	166	Chris Ivory	Vs. New York Jets (10/4)		12	Zach Brown	at Tennessee (10/18)
Touchdowns	1	Arian Foster	Vs. Houston (10/25)	Solo	10	Corey Graham	Vs. Buffalo (9/27)
	1	Karlos Williams	Vs. Buffalo (9/27)	<u>INTERCEPTIONS</u>			
	1	Chris Ivory	Vs. New York Jets (10/4)	Total	2	Preston Brown	Vs. Buffalo (9/27)
Yards by Quarterback	1	Zack Stacy	Vs. New York Jets (10/4)	Longest Return	41	Preston Brown	Vs. Buffalo (9/27)
Longest Run from Scrimmage	28	Blake Bortles	at Jacksonville (9/20)	Longest Return for Touchdown	41	Preston Brown	Vs. Buffalo (9/27)
Longest Run from Scrimmage for TD	41	Karlos Williams	Vs. Buffalo (9/27)	<u>FUMBLES</u>			
<u>PASSING</u>				Total Forced	1	Jared Odrick	at Jacksonville (9/20)
Attempts	49	Brian Hoyer	Vs. Houston (10/25)		1	Jared Crick	Vs. Houston (10/25)
Completions	23	Brian Hoyer	Vs. Houston (10/25)	Total Recovered	1	Johnathan Joseph	Vs. Houston (10/25)
Yards	277	Tyrod Taylor	Vs. Buffalo (9/27)	Longest Return for Touchdown	-	-	-
Touchdowns	3	Tyrod Taylor	Vs. Buffalo (9/27)	<u>SACKS</u>			
	3	Brian Hoyer	Vs. Houston (10/25)	Total	2	Muhammad Wilkerson	Vs. New York Jets (10/4)
Completion Percentage	72.4%	Tyrod Taylor	Vs. Buffalo (9/27)		2	JJ Watt	Vs. Houston (10/25)
Interceptions	2	Kirk Cousins	at Washington (9/13)	Yards Lost	21	Muhammad Wilkerson	Vs. New York Jets (10/4)
Longest Completion	52	Blake Bortles	at Jacksonville (9/20)	SPECIAL TEAMS			
Longest Completion for TD	46	Blake Bortles	at Jacksonville (9/20)	Field Goals Made	3	Jason Myers	at Jacksonville (9/20)
Passer Rating	136.7	Tyrod Taylor	Vs. Buffalo (9/27)	Field Goal Attempts	3	Jason Myers	at Jacksonville (9/20)
<u>RECEIVING</u>				Longest Field Goal	58	Jason Myers	at Jacksonville (9/20)
Receptions	9	Nate Washington	Vs. Houston (10/25)	Longest Field Goal Attempt	58	Jason Myers	at Jacksonville (9/20)
Yards	155	Allen Robinson	at Jacksonville (9/20)	Punts	7	Bryan Anger	at Jacksonville (9/20)
Touchdowns	2	Allen Robinson	at Jacksonville (9/20)	Longest Punt (yards)	56	Bryan Anger	at Jacksonville (9/20)
	2	Nate Washington	Vs. Houston (10/25)	Highest Gross Average	45.7	Colton Schmidt	Vs. Buffalo (9/27)
Longest Reception by Running Back	26	Arian Foster	Vs. Houston (10/25)	Highest Net Average	45.6	Shane Lechler	Vs. Houston (10/25)
Yards by Running Back	66	Arian Foster	Vs. Houston (10/25)	Most Punt Returns	2	Jamison Crowder	at Washington (9/13)
Longest Reception	52	Allen Robinson	at Jacksonville (9/20)		2	Keith Mumphy	Vs. Houston (10/25)
<u>TOTAL YARDS FROM SCRIMMAGE</u>	155	Allen Robinson	at Jacksonville (9/20)				



2015 MIAMI DOLPHINS GAME-BY-GAME STATUS

NAME	WAS	JAX	BUF	NYJ	TEN	TEX	NE	BUF	PHI	DAL	NYJ	BAL	NYG	SD	IND	NE
Aikens, Walt	P	P	P	P	P	P										
Ajayi, Jay	IR	IR	IR	IR	IR	IR										
Aultman, Damarr	NR	NR	PS	PS	PS	PS										
Albert, Brandon	P	P	IN	IN	P	P										
Bowman, Zack	P	P	P	P	P	P										
Brenner, Sam	NR	PS	P	P	IN	IN										
Cameron, Jordan	P	P	P	P	P	P										
Coleman, Deandre	PS	P	NR	NR	NR	P										
Darr, Matt	P	P	P	P	P	P										
Davis, Will	IN	IN	NR	NR	NR	NR										
Delmas, Louis	IR	P	NR	NR	NR	P										
Denney, John	P	P	P	P	P	P										
Dieke, Emmanuel	NR	PS	PS	PS	NR	NR										
Douglas, Jamil	P	P	P	P	P	P										
Dowling, Jonathan	PS	PS	PS	PS	IN	PS										
Fede, Terrence	P	P	P	P	P	P										
Fox, Jason	IN	P	P	P	P	P										
Francis, A.J.	IN	IN	P	IN	IN	IN										
Franks, Andrew	P	P	P	P	P	P										
Grimes, Brent	P	P	P	P	P	P										
Hawkins, Donald	PS	PS	PS	PS	PS	PS										
Hazel, Matt	IN	IN	IN	IN	IN	IN										
Hewitt, Neville	P	P	P	P	P	P										
Hull, Mike	PS	P	PS	PS	PS	PS										
James, Ja'Wuan	P	P	P	P	P	P										
James, LaMike	P	NR	NR	NR	NR	NR										
Jenkins, Jelani	P	P	P	P	P	P										
Jennings, Greg	P	P	P	P	P	P										
Jonas Gray	IN	PS	P	P	P	P										
Jones, Reshad	P	P	P	P	P	P										
Jordan, Dion	SUS	SUS	SUS	SUS	SUS	SUS										
Kovacs, Jordan	P	P	P	P	P	P										
Landry, Jarvis	P	P	P	P	P	P										
Linkenbach, Jeff	P	IN	P	P	IN	IN										
Lippett, Tony	IN	IN	IN	IN	IN	P										
Long, Dion	NR	PS	NR	NR	NR	NR										
Manning, Terrell	NR	NR	PS	PS	NR	NR										
Matthews, Rishard	P	P	P	P	P	P										
McCain, Bobby	P	P	P	P	P	P										
McCain, Brice	P	P	P	P	P	IN										
McCain, Chris	IN	P	P	P	IN	IN										
Miller, Lamar	P	P	P	P	P	P										
Misi, Koa	P	P	P	P	P	P										
Mitchell, Earl	P	P	P	P	P	P										
Moore, Matt	DNP	DNP	DNP	DNP	DNP	P										
Mosley, C.J.	P	P	P	P	P	P										
Mostert, Raheem	NR	IN	IN	IN	NR	NR										
Nwachukwu, Uzoma	PS	NR	NR	NR	NR	NR										
Painter, Viston	NR	NR	NR	NR	NR	PS										
Parker, DeVante	P	P	P	P	P	P										
Paysinger, Spencer	P	P	P	P	P	P										
Phillips, Jordan	P	P	IN	P	P	P										
Pouncey, Mike	P	P	P	P	P	P										
Semisch, Tim	PS	PS	PS	PS	PS	PS										
Shelby, Derrick	P	P	P	P	P	P										
Sheppard, Kelvin	P	P	P	P	P	P										
Sims, Dion	P	IN	IN	IN	P	P										
Stills, Kenny	P	P	P	P	P	P										
Stoneburner, Jake	PS	P	P	P	P	IN										
Suh, Ndamukong	P	P	P	P	P	P										
Tannehill, Ryan	P	P	P	P	P	P										
Taylor, Jamar	P	P	P	P	P	P										
Thomas, Dallas	P	P	P	P	P	P										
Thomas, Logan	NR	PS	PS	PS	PS	PS										
Thomas, Michael	P	P	P	P	P	P										
Thompson, Cedric	PS	PS	PS	PS	PS	PS										
Turner, Billy	P	IN	IN	IN	P	P										
Vernon, Olivier	P	P	P	P	P	P										
Vigil, Zach	P	P	P	P	P	P										
Wake, Cameron	P	P	P	P	P	P										
Williams, Brandon	NR	NR	NR	NR	PS	P										
Williams, Damien	P	P	P	P	P	P										
Williams, Jordan	NR	NR	NR	NR	PS	PS										

LEGEND

IN = INACTIVE
PS = PRACTICE SQUAD
P = PLAYED

DNP = DID NOT PLAY
IR = INJURED RESERVE

NR = NOT ON ROSTER
SUS = SUSPENDED



THE LAST TIME THE MIAMI DOLPHINS

TEAM

Won in Overtime

By Dolphins:	10/31/13	Dolphins win vs. Cincinnati, 22-20 (Sack of Andy Dalton for a Safety by Cameron Wake with 8:22 into overtime)
By Opponent:	9/30/12	Cardinals win at Arizona, 24-21 (Jay Feely 46-yard field goal 6:31 into overtime)

Won by Scoring in the last two Minutes of Regulation

By Dolphins:	12/1/14	Dolphins win at N.Y. Jets, 16-13 (last score at 1:57)
By Opponent:	9/20/15	Jaguars win at Jacksonville, 23-20 (last score at 0:40)

Tied game by Scoring in the last two Minutes of Regulation

By Dolphins:	12/21/14	Dolphins win vs. Minnesota, 37-35 (tied game at 1:11)
By Opponent:	9/30/12	Cardinals tied at Arizona, 21-21 (tied game at 0:22)

Shutout

By Dolphins:	11/2/14	Dolphins win vs. San Diego, 37-0
By Opponent:	12/22/13	Bills win at Buffalo, 19-0

Won by 20-or-More Points

By Dolphins:	10/18/15	Dolphins win at Tennessee, 38-10
By Opponent:	12/14/14	Patriots win at New England, 41-13

Won After trailing by 20-or-More Points

By Dolphins:	12/4/05	Dolphins win vs. Buffalo, 24-23 (Bills ahead 21-0 in 1 st Q)
By Opponent:	10/25/09	Saints win vs. New Orleans, 46-34 (Dolphins ahead 24-3 in 2 nd Q)

Held a 28-or-More Point lead

By Dolphins:	10/18/15	Dolphins win at Tennessee, 38-10
By Opponent:	12/14/14	Patriots win at New England, 41-13 (28)

Held a 21-or-More Point lead

By Dolphins:	10/26/14	Dolphins win at Tennessee, 38-10 (Dolphins led by 21 with 5:40 remaining in 3 rd quarter)
By Opponent:	9/27/15	Bills win vs. Miami, 41-14 (Bills led 27-0 end of 2 nd Q)

Scored 20-or-More Points in a Quarter

By Dolphins:	10/25/15	Dolphins win vs. Houston, 44-26 (21 points, 1 st Q / 20 points, 2 nd Q)
By Opponent:	12/14/14	Patriots win at New England, 41-13 (24 points, 3 rd Q)

Scored 20-or-More Points in a Half

By Dolphins:	10/25/15	Dolphins win vs. Houston, 44-26, (41 points, 1 st half)
By Opponent:	10/25/15	Dolphins win vs. Houston, 44-26 (26 points, 2 nd half)



Held Opponent without a Touchdown

By Dolphins:	11/13/14	Dolphins win vs. Buffalo, 22-9
By Opponent:	12/22/13	Bills win at Buffalo, 19-0

Touchdowns Scored by Offense and Defense

By Dolphins:	10/25/15	Dolphins win vs. Houston, 44-26 (5 offense, 1 defense)
By Opponent:	9/27/15	Bills win vs. Miami, 41-14 (2 offense, 1 defense)

Touchdowns Scored by Offense, Defense and Special Teams

By Dolphins:	11/1/09	Dolphins win at New York Jets, 30-25 (1 offense, 1 defense, 2 special teams)
By Opponent:	10/4/10	Patriots win at New England, 41-14 (2 offense, 1 defense, 2 special teams)

Safety Scored

By Dolphins:	12/21/14	Terrence Fede blocked a Jeff Locke Punt out of the endzone vs. Minnesota
By Opponent:	11/11/13	Lavonte David tackled Daniel Thomas in Endzone at Tampa Bay

Successful Two Point Conversion

By Dolphins:	9/27/15	Ryan Tannehill pass to Jarvis Landry vs. Buffalo
By Opponent:	12/21/14	Matt Asiata run vs. Minnesota

Failed Two Point Conversion Attempt

By Dolphins:	11/11/13	Ryan Tannehill incomplete pass to Mike Wallace at Tampa Bay
By Opponent:	10/25/15	Brian Hoyer incomplete pass to Jonathan Grimes vs. Houston

OFFENSE

600-or-More total Net Yards of Offense

By Dolphins:	N/A	
By Opponent:	9/12/11	Patriots win vs. New England, 38-24 (622; 106 rushing, 516 passing)

500-or-More total Net Yards of Offense

By Dolphins:	10/25/15	Dolphins win vs. Houston, 44-26 (503; 248 rushing, 255 passing)
By Opponent:	11/4/12	Colts win vs. Indianapolis, 23-20 (516; 97 rushing, 419 passing)

400-or-More total Net Yards of Offense

By Dolphins:	10/25/15	Dolphins win vs. Houston, 44-26 (503; 248 rushing, 255 passing)
By Opponent:	10/4/15	Jets win vs. New York Jets, 27-14 (425; 207 rushing, 218 passing)

300-or-More Net Yards Rushing by team

By Dolphins:	10/25/15	Dolphins win vs. Houston, 44-26 (503; 248 rushing, 255 passing)
By Opponent:	12/18/88	Steelers win at Pittsburgh, 40-24 (305)

200-or-More Net Yards Rushing by team

By Dolphins:	10/25/15	Dolphins win vs. Houston, 44-26 (248)
By Opponent:	10/4/15	Jets win at N.Y. Jets, 27-14, (207)

**Individual 200-Yard Rushing game**

By Dolphins:	12/18/11	Reggie Bush (25-203-1 TD) at Buffalo
By Opponent:	12/7/86	Rueben Mayes (28-203-2 TDs) vs. New Orleans

Individual 150-Yard Rushing game

By Dolphins:	10/25/15	Lamar Miller (14-175-1 TD) vs. Houston
By Opponent:	10/4/15	Chris Ivory (29-166- 1 TD) vs. New York Jets

Individual 100-Yard Rushing game

By Dolphins:	10/25/15	Lamar Miller (14-175-1 TD) vs. Houston
By Opponent:	10/4/15	Chris Ivory (29-166- 1 TD) vs. New York Jets

Two 100-Yard Rushers in the Same game

By Dolphins:	10/5/75	Mercury Morris (125 yards) and Don Nottingham (102 yards) at Green Bay
By Opponent:	12/9/07	Fred Jackson (115 yards) and Marshawn Lynch (107 yards) of Buffalo

Consecutive 100-Yard Rushing games

By Dolphins:	10/18/15-10/25/15	Lamar Miller (19-113-1 TD) vs. Tennessee; Lamar Miller (14-175-1 TD) vs. Houston;
By Opponent:	11/23/14 – 12/1/14	C.J. Anderson (27-167- 1 TD) at Denver, Chris Johnson (17-105 - 0TD) at N.Y. Jets

Combined 200-Yard Rushing by two Players

By Dolphins:	9/16/12	237 by Reggie Bush (26-172-2 TDs)/Lamar Miller (10-65-1 TD) vs. Oakland
By Opponent:	11/23/14	200 by Chris Ivory (29-166)/Ryan Fitzpatrick (9-34) vs. N.Y. Jets

Individual with 30-or-More Carries

By Dolphins:	11/27/03	31 by Ricky Williams (31-104) at Dallas
By Opponent:	9/21/14	32 by Kniles Davis (32-132) vs. Kansas City

Individual with 25-or-More Carries

By Dolphins:	9/16/12	26 by Reggie Bush (26-172-2 TDs) vs. Oakland
By Opponent:	9/20/15	29 by Chris Ivory (29-166- 1 TD) vs. New York Jets

Rushing Play of 80-or-More Yards

By Dolphins:	10/25/15	85 by Lamar Miller vs. Houston
By Opponent:	None	

Rushing Play of 60-or-More Yards

By Dolphins:	10/25/15	85 by Lamar Miller vs. Houston
By Opponent:	10/22/06	70 by Ahman Green vs. Green Bay

Rushing Play of 40-or-More Yards

By Dolphins:	10/25/15	85 by Lamar Miller vs. Houston
By Opponent:	9/27/15	41 by Karlos Williams vs. Buffalo

Individual with two-or-More Rushing Touchdowns

By Dolphins:	9/28/14	Lamar Miller (2) at Oakland (London)
By Opponent:	12/21/14	Matt Asiata (2) vs. Minnesota

400 Net Yards Passing by team

By Dolphins:	10/1/95	Dolphins win at Cincinnati, 26-23 (442)
By Opponent:	11/4/12	Colts win at Indianapolis, 23-20 (419)

**300 Net Yards Passing by team**

By Dolphins:	9/20/15	Dolphins loss at Jacksonville, 20-23 (344)
By Opponent:	12/28/14	Dolphins loss vs. New York Jet, 37-24 (390)

Individual with 50-or-More Pass Attempts

By Dolphins:	12/27/09	55 Chad Henne (55-35-322-1 INT-1 TD) vs. Houston
By Opponent:	9/7/14	56 Tom Brady (56-29-0 INT-1 TD) vs. New England

Individual with 40-or-More Pass Attempts

By Dolphins:	9/27/15	49 Ryan Tannehill (49-26-297-3 INT- 2 TD) vs. Buffalo
By Opponent:	10/25/15	49 Brian Hoyer (49-23-227-1 INT- 3 TD) vs. Houston

Individual with 30-or-More Pass Completions

By Dolphins:	12/21/14	35 Ryan Tannehill (47-35-396-1 INT- 4 TD) vs. Minnesota
By Opponent:	12/15/13	34 Tom Brady (55-34-364-1 INT-2 TD) vs. New England

Individual with 25-or-More Pass Completions

By Dolphins:	9/27/15	26 Ryan Tannehill (49-26-297-3 INT- 2 TD) vs. Buffalo
By Opponent:	12/7/14	25 Joe Flacco (33-25-269-1 INT- 2 TD) vs. Baltimore

No Sacks Allowed

By Dolphins:	11/2/14	Dolphins win vs. San Diego, 37-0 (39 attempts – Ryan Tannehill (34); Matt Moore (4); Mike Wallace (1))
By Opponent:	10/4/15	Jets win vs. New York Jets, 27-14 (29 attempts – Ryan Fitzpatrick)

Highest Individual Passer Rating (Min. 20 attempts)

By Dolphins:	10/25/15	158.3 – Ryan Tannehill (19-18-239-4 TDs) win at Houston, 44-26
By Opponent:	12/28/14	158.3 – Geno Smith (25-20-358-3 TDs) vs. New York Jets, 37-24

Individual 300-Yard Passing game

By Dolphins:	9/20/15	359 Ryan Tannehill (44-30-359-0 INT- 2 TD) at Jacksonville
By Opponent:	12/28/14	358 Geno Smith (25-20-358-3 TDs) vs. New York Jets

Consecutive 300-Yard Passing games

By Dolphins:	12/14/14-12/21/14	346 Ryan Tannehill (47-29-346-2 INT- 1 TD) at New England; 396 Ryan Tannehill (47-35-396-1 INT- 4 TD) vs. Minnesota
By Opponent:	9/23/12-9/30/12	Mark Sanchez (45-21-306-2 INTs-1 TD) vs. New York Jets; Kevin Kolb (48-29-324-2 INTs-3 TDs) at Arizona

Individual Four-or-More Touchdown Passes

By Dolphins:	10/25/15	4 Ryan Tannehill (19-18-239-4 TDs) win at Houston, 44-26
By Opponent:	11/23/14	4 Peyton Manning (35-28-257-0 INT- 4 TD) at Denver

Individual with Three-or-More Touchdown Passes

By Dolphins:	10/25/15	4 Ryan Tannehill (19-18-239-4 TDs) win at Houston, 44-26
By Opponent:	10/12/14	3 Brian Hoyer (49-23-227-1 INT- 3 TD) vs. Houston

Individual with 15-or-More Receptions

By Dolphins:	12/4/05	15 Chris Chambers (15-238-1 TD) vs. Buffalo
By Opponent:	12/24/95	15 Isaac Bruce (15-210-1 TD) at St. Louis Rams

**Individual with 10-or-More Receptions**

By Dolphins:	11/11/13	11 Rishard Matthews (11-120 - 2 TD) at Tampa Bay
By Opponent:	12/28/14	10 Eric Decker (10-221-1 TD) vs. New York Jets

Individual with 200-Yard Receiving game

By Dolphins:	9/30/12	253 Brian Hartline (12-253-1 TD) at Arizona
By Opponent:	12/28/14	221 Eric Decker (10-221-1 TD) vs. New York Jets

Individual with 150-Yard Receiving game

By Dolphins:	9/30/12	253 Brian Hartline (12-253-1 TD) at Arizona
By Opponent:	9/20/15	155 Allen Robinson (6-155-2 TD) at Jacksonville

Individual with 100-Yard Receiving game

By Dolphins:	9/27/15	110 Rishard Matthews (6-115 - 2TD) vs. Buffalo
By Opponent:	10/25/15	127 Nate Washington (9-127-2 TD) vs. Houston

Two 100-Yard Receivers in the Same game

By Dolphins:	9/20/15	115 Rishard Matthews (6-110 - 0TD) vs. Buffalo / 110 Jarvis Landry (8-110 -0TD) at Jacksonville
By Opponent:	11/9/14	Calvin Johnson (7-113-1TD) and Golden Tate (11-109-0 TD) at Detroit

Consecutive 100-Yard Receiving games

By Dolphins:	9/20/15-9/27/15	115 Rishard Matthews (6-115 - 0TD) at Jacksonville 110 Rishard Matthews (6-110 - 2TD) vs. Buffalo
By Opponent:	12/8/13-12/15/13	Antonio Brown (5-138-1 TD) at Pittsburgh Julian Edelman (13-139-1 TD) /Danny Amendola (10-131) vs. New England

100-Yard Receiving in a half

By Dolphins:	11/24/13	Mike Wallace (2-110 –TD in the first half) vs. Carolina
By Opponents:	10/4/15	Branden Marshall (107 in the first half) vs. New York Jets

Pass Play of 90-or-More Yards

By Dolphins:	None	
By Opponent:	9/12/11	99t, Tom Brady to Wes Welker vs. New England

Pass Play of 80-or-More Yards

By Dolphins:	9/30/12	80, Ryan Tannehill to Brian Hartline at Arizona
By Opponent:	9/12/11	99, Tom Brady to Wes Welker vs. New England

Pass Play of 60-or-More Yards

By Dolphins:	9/15/13	67, Ryan Tannehill to Charles Clay at Indianapolis
By Opponent:	12/28/14	74t, Geno Smith to Eric Decker vs. New York Jets

Pass Play of 50-or-More Yards

By Dolphins:	10/25/15	54, Ryan Tannehill to Lamar Miller vs. Houston
By Opponent:	10/4/15	58, Ryan Fitzpatrick to Branden Marshall vs. New York Jets

Pass Play of 40-or-More Yards

By Dolphins:	10/25/15	54, Ryan Tannehill to Lamar Miller vs. Houston
By Opponent:	10/4/15	58, Ryan Fitzpatrick to Branden Marshall vs. New York Jets

Individual with Three-or-More Touchdown Receptions

By Dolphins:	12/21/98	Lamar Thomas (6-136-3 TDs) vs. Denver
By Opponent:	11/23/14	Demaryius Thomas (10-87-3 TDs) at Denver

**Individual with Two-or-More Touchdown Receptions**

By Dolphins:	9/27/15	Rishard Matthews (6-110 - 2 TD) vs. Buffalo
By Opponent:	10/25/15	127 Nate Washington (9-127-2 TD) vs. Houston

Led team in Both Rushing and Receiving Yards in the Same game

By Dolphins:	11/1/09	Ricky Williams at New York Jets (27 yards rushing and 41 yards receiving)
By Opponent:	10/19/14	Matt Forte at Chicago (49 yards rushing and 60 receiving yards)

100-Yard Rusher & Receiver in the Same game

By Dolphins:	None	
By Opponent:	10/4/15	Chris Ivory (166 yards rushing) Branden Marshall (128 yards receiving)

100-Yard Rusher, 100-Yard Receiver & 300-Yard Passer in the Same game

By Dolphins:	12/1/91	Dan Marino (307 yards passing), Mark Higgs (131 yards rushing) Tony Martin (106 yards receiving)
By Opponent:	12/21/08	Tyler Thigpen (320 yards passing), Larry Johnson (108 yards rushing) Jamaal Charles (102 receiving yards)

Individual with at least One Rushing and One Receiving Touchdown in the Same game

By Dolphins:	12/23/12	Reggie Bush (1 rushing, 2 receiving) vs. Buffalo
By Opponent:	10/19/14	Matt Forte (1 rushing, 1 receiving) at Chicago

Individual with at least One Rushing Touchdown and One Touchdown Pass in the Same game

By Dolphins:	11/23/14	Ryan Tannehill (1 rushing, 3 passing) at Denver
By Opponent:	12/7/14	Joe Flacco (1 rushing, 1 passing) vs. Baltimore

No turnovers

By Dolphins:	9/20/15	Dolphins loss at Jacksonville 23-20
By Opponent:	9/27/15	Bills win at Buffalo 41-14

Touchdown Scored on First Drive

By Dolphins:	10/25/15	Dolphins win vs. Houston, 44-26
By Opponent:	10/4/15	Dolphins loss vs Jets 27-14

DEFENSE**Held Opponent under 100 Net Yards of total Offense**

By Dolphins:	10/21/73	Dolphins held Buffalo to 76 net yds in a home win
By Opponent:	10/12/80	New England held Dolphins to 88 net yds in a Dolphins road loss

Held Opponent under 150 Net Yards of total Offense

By Dolphins:	9/21/03	Dolphins held Buffalo to 118 net yds in a home win
By Opponent:	12/22/12	Buffalo held Dolphins to 103 net yds in a Dolphins road loss

Held Opponent under 200 Net Yards of total Offense

By Dolphins:	11/2/14	Dolphins held San Diego to 178 net yds in a Dolphins home win
By Opponent:	11/15/12	Buffalo held Dolphins to 184 net yds in a Dolphins road loss



Held Opponent under 300 Net Yards of total Offense

By Dolphins:	10/18/15	Dolphins held Tennessee to 299 net yds in a away win
By Opponent:	10/4/15	N.Y held Dolphins to 257 net yds in a Dolphins home loss

Held Opponent under 30 Yards Rushing

By Dolphins:	9/30/12	Dolphins held Arizona to 28 rushing yds in a road loss
By Opponent:	12/22/13	Buffalo held Dolphins to 14 rushing yds in a Dolphins road loss

Held Opponent under 50 Yards Rushing

By Dolphins:	11/2/14	Dolphins held San Diego to 50 rushing yds in a Dolphins home win
By Opponent:	9/20/15	Jacksonville held Dolphins to 42 rushing yds in a Dolphins road loss

Held Opponent under 75 Yards Rushing

By Dolphins:	10/25/15	Dolphins held Houston to 71 rushing yds in a home win
By Opponent:	9/13/15	Jacksonville held Dolphins to 42 rushing yds in a Dolphins road loss

Held Opponent under 100 Yards Rushing

By Dolphins:	10/25/15	Dolphins held Houston to 71 rushing yds in a home win
By Opponent:	9/13/15	Jacksonville held Dolphins to 42 rushing yds in a Dolphins road loss

Held Opponent under 100 Net Yards Passing

By Dolphins:	12/1/14	Dolphins held N.Y. Jets to 49 net passing yds in win at N.Y. Jets
By Opponent:	12/22/13	Buffalo held Dolphins to 89 net passing yds in Dolphins road loss

Held Opponent under 150 Net Yards Passing

By Dolphins:	11/2/14	Dolphins held San Diego to 128 net passing yds in a Dolphins home win
By Opponent:	10/27/13	Patriots held Dolphins to 145 net passing yds in Dolphins road loss

Two Interception Returns for a Touchdown

By Dolphins:	10/26/14	Louis Delmas (81yd TD) and Brent Grimes (22yd TD) at Jacksonville
By Opponent:	10/25/09	Darren Sharper (42yd TD) and Tracy Porter (54yd TD) vs. New Orleans

Interception Return for a Touchdown

By Dolphins:	10/25/15	Reshad Jones (23yd TD) vs. Houston
By Opponent:	9/27/15	Preston Brown (43yd TD) vs. Buffalo

Individual with Three-or-More Interceptions

By Dolphins:	11/7/99	Sam Madison (3) vs. Tennessee
By Opponent:	10/20/02	Nate Clements (3) at Buffalo

Individual with Two-or-More Interceptions

By Dolphins:	11/2/14	Brent Grimes (2) vs. San Diego
By Opponent:	9/27/15	Preston Brown (2) vs. Buffalo

Seven-or-More Sacks by team

By Dolphins:	9/30/12	Dolphins recorded 8 sacks in a loss at Arizona
By Opponent:	12/28/14	New York Jets recorded 7 sacks in a road win

Six-or-More Sacks by team

By Dolphins:	10/18/15	Dolphins recorded 6 sacks in a win at Tennessee
By Opponent:	12/28/14	New York Jets recorded 7 sacks in a road win



Five-or-More Sacks by team

By Dolphins:	10/18/15	Dolphins recorded 6 sacks in a win at Tennessee
By Opponent:	12/28/14	New York Jets recorded 7 sacks in a road win

Individual with Four-or-More Sacks

By Dolphins:	10/18/15	Cameron Wake (4.0) at Tennessee
By Opponent:	N/A	

Individual with Three-or-More Sacks

By Dolphins:	10/18/15	Cameron Wake (4.0) at Tennessee
By Opponent:	12/7/14	Elvis Dumervil (3.5) vs. Baltimore

Individual with Two-or-More Sacks

By Dolphins:	10/25/15	Cameron Wake (2.0) vs. Houston / Ndamukong Suh (2.0) vs. Houston
By Opponent:	10/4/15	Muhammad Wilkerson (2.0) vs. New York Jets

Fumble Recovered for Touchdown

By Dolphins:	9/28/14	Cortland Finnegan (50) at Oakland (London)
By Opponent:	12/20/07	Chinedum Ndukwe (54) at Cincinnati

SPECIAL TEAMS

Kickoff Return for a Touchdown

By Dolphins:	11/15/12	Marcus Thigpen (96TD) at Buffalo
By Opponent:	9/14/14	C.J. Spiller (102TD) at Buffalo

Kickoff Return for a Touchdown on the Opening Kickoff

By Dolphins:	12/5/71	Mercury Morris (94 yds) at New England
By Opponent:	11/28/10	Jacoby Ford (101TD) at Oakland

Kickoff Return for 50 yards or more

By Dolphins:	10/12/14	Jarvis Landry (54) vs. Green Bay
By Opponent:	12/28/14	Chris Owusu (87) vs. New York Jets

Punt Return for a Touchdown

By Dolphins:	9/13/12	Jarvis Landry (69TD) at Washington
By Opponent:	11/15/12	Leodis McKelvin (79TD) at Buffalo

Punt Return for 50 yards or more

By Dolphins:	9/13/12	Jarvis Landry (69TD) at Washington
By Opponent:	11/15/12	Leodis McKelvin (79TD) at Buffalo

Blocked Punt Recovered for Touchdown

By Dolphins:	10/28/12	Olivier Vernon at New York Jets
By Opponent:	9/29/91	Chris Burkett vs. New York Jets

Blocked Punt

By Dolphins:	12/21/14	Terrence Fede vs. Minnesota (Blocked a Jeff Locke punt in the 4th quarter)
By Opponent:	9/14/14	Boobie Dixon at Buffalo (Block a Brandon Fields punt in the 1 st quarter)

Blocked PAT

By Dolphins:	12/6/92	Dolphins (J. Cross) blocked San Francisco (M. Cofer) extra point
By Opponent:	11/15/09	Tampa Bay (D. Penn) blocked Dolphins (D. Carpenter) extra point

**Missed (not blocked) PAT**

By Dolphins:	10/25/15	Andrew Franks vs. Houston
By Opponent:	10/25/15	Nick Novak vs. Houston

Blocked Field Goal

By Dolphins:	11/9/14	Earl Mitchell at Detroit (Matt Prater 42-yd attempt)
By Opponent:	12/14/14	Jamie Collins at New England (C. Sturgis 41-yd attempt)

Blocked Field goal returned for a TD

By Dolphins:	12/19/71	Curtis Johnson (47TD) on Tim Webster attempt vs. Green Bay
By Opponent:	12/14/14	Kyle Arrington (62TD) on Caleb Sturgis attempt vs. New England

Individual with Six-or-More Field goals attempted

By Dolphins:	11/28/10	Dan Carpenter (4-6) at Oakland (49, 51SH, 23, 44, 49 WR, 25)
By Opponent:	9/14/14	Dan Carpenter (5-6) at Oakland (27, 27, 31, 32, 31 LU, 38)

Individual with Six-or-More Field goals made

By Dolphins:	10/17/99	Olindo Mare (6-6) at New England (20, 33, 45, 45, 41, 53)
By Opponent:	N/A	

Individual with Five-or-More Field goals attempted

By Dolphins:	11/14/11	Shane Graham (4-5) at Dallas (26, 47WL, 28, 27, 23)
By Opponent:	11/4/12	Adam Vinatieri (3-5) at Indianapolis (48WR, 23, 54B, 47, 43)

Individual with Five-or-More Field goals made

By Dolphins:	10/31/10	Dan Carpenter (5-5) at Cincinnati (38, 42, 24, 54, 31)
By Opponent:	9/14/14	Dan Carpenter (5-6) at Oakland (27, 27, 31, 32, 31 LU, 38)

Individual with Four-or-More Field goals attempted

By Dolphins:	12/1/14	Caleb Sturgis (3-4) at N.Y. Jets (43WL, 43, 44, 26)
By Opponent:	12/28/14	Nick Folk (3-4) vs. N.Y. Jets (45 LU, 26, 23, 39)

Individual with Four-or-More Field goals made

By Dolphins:	9/7/14	Caleb Sturgis (4-4) vs. New England (38, 24, 22, 27)
By Opponent:	12/22/13	Dan Carpenter (4-4) vs Buffalo (45, 21, 22, 26)

Individual with Three-or-More Field goals attempted

By Dolphins:	9/20/15	Andrew Franks (2-3) at Jacksonville (48, 41, 42WL)
By Opponent:	9/27/15	Dan Carpenter (2-3) vs Buffalo (26, 51, WL47)

Individual with Three-or-More Field goals made

By Dolphins:	12/1/14	Caleb Sturgis (3-4) at N.Y. Jets (43WL, 43, 44, 26)
By Opponent:	9/20/15	Jason Myers (3-3) at Jacksonville (27, 58, 28)

Successful Onsides Kick

By Dolphins:	10/28/12	Dolphins win at New York Jets
By Opponent:	12/18/11	Dolphins win at Buffalo

Failed Onsides Kick Attempt

By Dolphins:	9/27/15	Dolphins home loss vs Buffalo
By Opponent:	12/21/14	Dolphins win vs. Minnesota



FIFTYSEASONS

UPDATED PLAYER BIOS

2015



35 // S

WALT AIKENS

HT: 6-1 // WT: 208 // BORN: 6/19/91 // COLLEGE: LIBERTY '14
ACQUIRED: D4, 2014 // NFL: SECOND SEASON // DOLPHINS: SECOND SEASON

PRO CAREER

2015 - Made first career start at Washington (9/13) and recorded two tackles ... Started second straight game of season at Jacksonville (9/20) registering four tackles ... Played 24 snaps on defense and registered one tackle vs. Buffalo (9/27) ... Registered one tackle vs New York Jets (10/4) ... Played in 45 defensive snaps in 38-10 win at Tennessee (10/18) ... Started and helped the defense hold Houston's offense to zero first downs in their first seven drives of the game in 44-26 win vs. Houston (10/25).

2015 GAME-BY-GAME STATISTICS

DATE	OPPONENT	P/S	TCKSOLO	AST	SK	YDS	INT	YDS	PD	FF	FR
9/13	at Washington	1/1	2	2	0	0.0	0	0	0	0	0
9/20	at Jacksonville	1/1	4	2	2	0.0	0	0	0	0	0
9/27	BUFFALO	1/0	1	1	0	0.0	0	0	0	0	0
10/4	N.Y. JETS	1/0	1	1	0	0.0	0	0	0	0	0
10/18	at Tennessee	1/0	1	1	0	0.0	0	0	0	0	0
10/25	HOUSTON	1/1	0	0	0	0.0	0	0	0	0	0
10/29	at New England										
11/8	at Buffalo										
11/15	at Philadelphia										
11/22	DALLAS										
11/29	at N.Y. Jets										
12/6	BALTIMORE										
12/14	N.Y. GIANTS										
12/20	at San Diego										
12/27	INDIANAPOLIS										
1/3	NEW ENGLAND										
2015 TOTALS		6/3	8	6	2	0.0	0.0	0	0	0	0

WALT AIKENS' NFL REGULAR SEASON STATISTICS

YEAR	TEAM	GP	GS	TACKLES					INTERCEPTIONS					FUMBLES		
				TOT	SOLO	ASST	SK	YDS	NO	YDS	LG	TD	PD	FF	FR	YDS
2014	Miami	15	0	9	7	2	0.0	0.0	1	43	43	0	1	0	0	0
2015	Miami	6	3	8	6	2	0.0	0.0	0	0	0	0	0	0	0	0
NFL TOTALS		21	3	17	13	4	0.0	0.0	1	43	43	0	1	0	0	0



76 // T BRANDEN ALBERT

HT: 6-5 // WT: 320 // BORN: 11/4/84 // COLLEGE: VIRGINIA '09
ACQUIRED: UFA, 2014 (K.C.) // NFL: EIGHTH SEASON // DOLPHINS: SECOND SEASON

PRO CAREER

2015 - Recorded first start of the season at Washington (9/13) after coming back from a knee injury that sidelined him for the second half of the 2014 season ... Started second straight game of the season at Jacksonville (9/20) ... Inactive with a hamstring injury vs. Buffalo (9/27) ... Inactive vs New York Jets (10/4) ... Returned to action in a start at Tennessee (10/18) and helped lead the offense to 434 total yards, including Miami's first 100-yard rushing game of the season ... Named team captain and helped lead the offense to 503 total yards in 44-26 victory vs. Houston (10/25) ... Opened lanes for RB Lamar Miller to gain 175 yards and one touchdown on 14 carries (12.5 avg.) and also the first back-to-back 100-plus rushing yard games of Miller's career ... Provided protection for QB Ryan Tannehill to have the first perfect passer rating (158.3) of his career and tie a career-high of four touchdown passes.

BRANDEN ALBERT'S NFL REGULAR SEASON STATISTICS

GAMES/STARTS: (Kansas City) 2008: 15/15, 2009: 14/14, 2010: 15/15, 2011: 16/16, 2012: 13/11, 2013: 12/12, (Miami) 2014: 9/9, 2015: 3/3 **NFL TOTALS: 97/95**



30 // CB

ZACK BOWMAN

HT: 6-1 // WT: 210 // BORN: 11/18/84 // COLLEGE: NEBRASKA '07
ACQUIRED: UFA, 2015 (NYG) // NFL: EIGHTH SEASON // DOLPHINS: FIRST SEASON

PRO CAREER

2015 - Recorded one special teams tackle in his Miami Dolphins debut at Washington (9/13) ... Played 22 snaps on special teams at Jacksonville (9/20) ... Played primarily on special teams vs. Buffalo (9/27) ... Recorded first interception of the season and posted one tackle and two passes defended vs New York Jets (10/4) ... Played in 15 special teams snaps in 38-10 win at Tennessee (10/18) ... Registered one special teams tackle in 44-26 victory vs. Houston (10/25).

2015 GAME-BY-GAME STATISTICS

DATE	OPPONENT	P/S	TCK	SOLO	AST	SK	YDS	INT	YDS	PD	FF	FR
9/13	at Washington	1/0	0	0	0	0.0	0.0	0	0	0	0	0
9/20	at Jacksonville	1/0	0	0	0	0.0	0.0	0	0	0	0	0
9/27	BUFFALO	1/0	0	0	0	0.0	0.0	0	0	0	0	0
10/4	N.Y. JETS	1/0	1	1	0	0.0	0.0	1	38	0	0	0
10/18	at Tennessee	1/0	0	0	0	0.0	0.0	0	0	0	0	0
10/25	HOUSTON	1/0	0	0	0	0.0	0.0	0	0	0	0	0
10/29	at New England											
11/8	at Buffalo											
11/15	at Philadelphia											
11/22	DALLAS											
11/29	at N.Y. Jets											
12/6	BALTIMORE											
12/14	N.Y. GIANTS											
12/20	at San Diego											
12/27	INDIANAPOLIS											
1/3	NEW ENGLAND											
2015 TOTALS		6/0	1	1	0	0.0	0.0	1	38	0	0	0

ZACK BOWMAN'S NFL REGULAR SEASON STATISTICS

YEAR	TEAM	GP	GS	TACKLES				YDS	INTERCEPTIONS					FUMBLES		
				TOT	SOLO	ASST	SK		NO	YDS	LG	TD	PD	FF	FR	YDS
2008	Chicago	1	0	1	1	0	0.0	0.0	1	0	-	0	1	0	1	0
2009	Chicago	16	12	62	55	7	0.0	0.0	6	67	39	0	10	1	0	0
2010	Chicago	13	3	28	24	4	0.0	0.0	0	0	-	0	0	1	1	0
2011	Chicago	16	1	9	8	1	0.0	0.0	0	0	-	0	0	0	1	0
2012	Chicago	11	0	2	2	0	0.0	0.0	0	0	-	0	2	0	2	1
2013	Chicago	16	7	45	42	3	0.0	0.0	3	67	43t	1	8	0	0	0
2014	N.Y. Giants	16	5	19	15	4	0.0	0.0	2	25	18	0	6	0	1	6
2015	Miami	6	0	1	1	0	0.0	0.0	1	38	0	0	0	0	0	0
NFL TOTALS		94	28	167	148	19	0.0	0.0	13	197	43t	1	27	2	6	7



65 // C
SAM
BRENNER

HT: 6-2 // WT: 310 // BORN: 4/27/90 // COLLEGE: UTAH '13
ACQUIRED: FA, 2013 // NFL: SECOND SEASON // DOLPHINS: SECOND SEASON


PRO CAREER

Career Transactions: Activated by the Dolphins off the practice squad on September 26, 2015 ... Signed to the Dolphins practice squad on September 16, 2015 ... Waived by the Dolphins on September 14, 2015 ... Made season debut playing three snaps on special teams in victory at Washington (9/13) ... Activated by the Dolphins off the practice squad on September 11, 2015 ... Signed to the Dolphins practice squad on September 6, 2015 ... Waived by the Dolphins on September 5, 2015.

2015: Played six snaps on offense vs. Buffalo (9/27) ... Played one offensive snap and eight special teams snaps vs New York Jets (10/4) ... Inactive at Tennessee (10/18) ... Inactive vs. Houston (10/25).

SAM BRENNER'S NFL REGULAR SEASON STATISTICS

GAMES/STARTS: 2013: 7/4, 2014: Inactive, 2015: 2/0. NFL Totals: 9/4



84 // TE

JORDAN CAMERON

HT: 6-5 // WT: 260 // BORN: 8/7/88 // COLLEGE: SOUTHERN CALIFORNIA '10
ACQUIRED: UFA, 2015 (CLE.) // NFL: FIFTH SEASON // DOLPHINS: FIRST SEASON

PRO CAREER

2015 - Caught four passes for 73 yards in Miami Dolphins debut at Washington (9/13) ... Posted three catches for 62 yards in second-straight start at Jacksonville (9/20) ... His 135 receiving yards in the first two games of the season are the third-most for a tight end in franchise history through the first two games ... Appeared in 50th career game vs. Buffalo (9/27) and recorded three catches for 16 yards ... Caught two passes for 19 yards in start vs. New York Jets (10/4) ... Caught three passes for 30 yards and one touchdown at Tennessee (10/18) ... The touchdown against Tennessee was the first of the season and his first as a member of the Miami Dolphins ... Caught two passes for 23 yards in start vs. Houston (10/25).

2015 GAME-BY-GAME STATISTICS

DATE	OPPONENT	P/S	RECEIVING				RUSHING				W/L	SCORE
			NO.	YDS.	LG	TD	ATT.	YDS.	LG	TD		
9/13	at Washington	1/1	4	73	27	0	0	-	-	0	W	17-10
9/20	at Jacksonville	1/1	3	62	26	0	0	-	-	0	L	23-20
9/27	BUFFALO	1/1	3	16	10	0	0	-	-	0	L	41-14
10/2	NEW YORK JETS	1/1	2	19	11	0	0	-	-	0	L	27-14
10/18	at Tennessee	1/1	3	30	13	1	0	-	-	0	W	38-10
10/25	HOUSTON	1/1	2	23	12	0	0	-	-	0	W	44-26
10/29	at New England											
11/8	at Buffalo											
11/15	at Philadelphia											
11/22	DALLAS											
11/29	at New York Jets											
12/6	BALTIMORE											
12/14	NEW YORK GIANTS											
12/20	at San Diego											
12/27	INDIANAPOLIS											
1/3	NEW ENGLAND											
2015 TOTALS			6/6	17	223	27	1	0	-	-	-	3-3

JORDAN CAMERON'S NFL REGULAR SEASON STATISTICS

YEAR	TEAM	GP	GS	RECEIVING					RUSHING				
				NO.	YDS.	AVG.	LG	TD	ATT.	YDS.	AVG.	LG	TD
2011	Cleveland	8	2	6	33	5.5	15	0	0	0	-	0	0
2012	Cleveland	14	6	20	226	11.3	28	1	0	0	-	0	0
2013	Cleveland	15	14	80	917	11.5	53	7	0	0	-	0	0
2014	Cleveland	10	9	24	424	17.7	81t	2	0	0	-	0	0
2015	Miami	6	6	17	223	13.1	27	1	0	0	-	0	0
NFL TOTALS		53	37	147	1,823	12.4	81t	11	0	0	-	0	0



4 // P MATT DARR

HT: 6-1 // WT: 220 // BORN: 7/2/92 // COLLEGE: TENNESSEE '15
DRAFT: FA, 2015 // NFL: ROOKIE SEASON // DOLPHINS: ROOKIE SEASON

PRO CAREER


2015 - Made his NFL debut at Washington (9/13)...Recorded a 54.3 average per punt against the Redskins which is the sixth-highest single-game average overall in team history and the best by a rookie, it was also the highest punting average for a Dolphins' opening day ... Totaled six punts for 289 yards (48.2 avg.) at Jacksonville (9/20) with a net of 39.5 ... Registered four punts for 196 yards (49.0 avg.) with a net of 47.3 vs. Buffalo (9/27) ... Recorded a career high with three punts inside of the 20-yard line ... Punted the ball 7 times for 322 yards (46.0) vs New York Jets (10/4) ... His 322 punting yards were the T-4th-most by a Dolphins rookie in franchise history ... Punted three times for 131 yards at Tennessee (10/18) ... Punted five times for 246 yards in 44-26 victory vs. Houston (10/25).

2015 GAME-BY-GAME STATISTICS

DATE	OPPONENT	GP	NO.	YDS	AVG.	RET	YDS	NET	TB	IN20	LG	BK
9/13	at Washington	1	4	217	54.3	2	23	43.5	1	1	63	0
9/20	at Jacksonville	1	6	289	48.2	3	32	39.5	1	0	54	0
9/27	BUFFALO	1	4	196	49.0	2	7	47.3	0	3	59	0
10/4	N.Y. JETS	1	7	322	46.0	4	32	41.2	0	2	59	0
10/18	at Tennessee	1	3	131	43.7	1	14	39.0	0	1	47	0
10/25	HOUSTON	1	5	246	49.2	2	21	10.5	1	2	55	0
10/29	at New England											
11/8	at Buffalo											
11/15	at Philadelphia											
11/22	DALLAS											
11/29	at N.Y. Jets											
12/6	BALTIMORE											
12/14	N.Y. GIANTS											
12/20	at San Diego											
12/27	INDIANAPOLIS											
1/3	NEW ENGLAND											
2015	Totals	6	29	1,401	48.3	14	129	43.9	3	9	63	0

MATT DARR'S NFL REGULAR SEASON STATISTICS

YEAR	TEAM	GP	NO.	YDS.	AVG.	OPP. RET.	YDS.	NET	TB	IN20	LG	BK
2015	Miami	6	29	1,401	48.3	14	129	43.9	3	9	63	0
NFL TOTALS		6	29	1,401	48.3	14	129	43.9	3	9	63	0



92 // LS

JOHN DENNEY

HT: 6-5 // WT: 252 // BORN: 12/13/78 // COLLEGE: BRIGHAM YOUNG '05
ACQUIRED: FA, 2005 // NFL: 11TH SEASON // DOLPHINS: 11TH SEASON

PRO CAREER

2015 - Made season debut at Washington (9/13) ... Played in second-straight game at Jacksonville (9/20) ... Recorded one special teams tackle vs Buffalo (9/27) ... Played nine special teams snaps vs New York Jets (10/4) ... Played nine special teams snaps at Tennessee (10/18). ... Extended his team-record consecutive games played streak to 166 vs. Houston (10/25).

JOHN DENNEY'S NFL REGULAR SEASON STATISTICS

GAMES/STARTS: 2005: 16/0, 2006: 16/0, 2007: 16/0, 2008: 16/0, 2009: 16/0, 2010: 16/0, 2011: 16/0, 2012: 16/0, 2013: 16/0, 2014: 16/0, 2015: 5/0 **NFL TOTALS: 165/0**



75 // G
JAMIL
DOUGLAS

HT: 6-4 // WT: 310 // BORN: 2/28/92 // COLLEGE: ARIZONA STATE '15
DRAFT: D4, 114 // NFL: ROOKIE SEASON // DOLPHINS: ROOKIE SEASON

PRO CAREER

2015 - Made his NFL debut starting at guard in a 17-10 victory at Washington (9/13) ... Started in second-straight game at Jacksonville (9/20) and played all 68 snaps on offense ... Started and played on all 78 offensive snaps vs Buffalo (9/27) ... Started and played all 64 offensive snaps in first international series game (London) vs New York Jets (10/4) ... Played six special teams snaps in the 38-10 victory at Tennessee (10/18) ... Played in 11 offensive snaps and seven special teams snaps in 44-26 victory over Houston (10/25).

JAMIL DOUGLAS'S NFL REGULAR SEASON STATISTICS

GAMES/STARTS: 2015, 6/4 NFL TOTALS: 6/4



78 // DE TERRENCE FEDE

HT: 6-4 // WT: 278 // BORN: 11/19/91 // COLLEGE: MARIST '14
ACQUIRED: D7, 2014 // NFL: SECOND SEASON // DOLPHINS: SECOND SEASON

PRO CAREER

2015 - Recorded six tackles in vicotry at Washington (9/13) ... Posted one tackle at Jacksonville (9/20) ... Registered one tackle in 24 defensive snaps vs. Buffalo (9/27) ... Played 17 defensive snaps and 13 special teams snaps vs New York Jets (10/4) ... Played in 15 defensive snaps and seven special teams snaps, registering two tackles in the 38-10 victory at Tennessee (10/18) ... Registered two tackles in 44-26 victory vs. Houston (10/25).

2015 GAME-BY-GAME STATISTICS

DATE	OPPONENT	P/S	TCKSOLO	AST	SK	YDS	INT	YDS	PD	FF	FR
9/13	at Washington	1/0	6	4	2	0.0	0.0	0	0	0	0
9/20	at Jacksonville	1/0	1	1	0	0.0	0.0	0	0	0	0
9/27	BUFFALO	1/0	1	0	1	0.0	0.0	0	0	0	0
10/4	N.Y. JETS	1/0	0	0	0	0.0	0.0	0	0	0	0
10/18	at Tennessee	1/0	2	2	0	0.0	0.0	0	0	0	0
10/25	HOUSTON	1/0	2	1	1	0.0	0.0	0	0	0	0
10/29	at New England										
11/8	at Buffalo										
11/15	at Philadelphia										
11/22	DALLAS										
11/29	at N.Y. Jets										
12/6	BALTIMORE										
12/14	N.Y. GIANTS										
12/20	at San Diego										
12/27	INDIANAPOLIS										
1/3	NEW ENGLAND										
2015 TOTALS		6/0	12	8	4	0.0	0.0	0	0	0	0

TERRENCE FEDE'S NFL REGULAR SEASON STATISTICS

YEAR TEAM		GP GS		TACKLES					INTERCEPTIONS					FUMBLES		
				TOT	SOLO	ASST	SK	YDS	NO	YDS	LG	TD	PD	FF	FR	YDS
2014	Miami	11	0	10	8	2	1.0	5.0	0	0	-	0	0	0	0	0
2015	Miami	6	0	12	8	4	0.0	0.0	0	0	-	0	0	0	0	0
NFL TOTALS		17	0	22	16	6	1.0	5.0	0	0	-	0	0	0	0	0



74 // T

JASON
FOX

HT: 6-6 // WT: 310 // BORN: 5/2/88 // COLLEGE: MIAMI (FLA.) '10
ACQUIRED: UFA, 2014 (DET.) // NFL: SIXTH SEASON // DOLPHINS: SECOND SEASON

PRO CAREER

2015 - Inactive at Washington (9/13) ... Made season debut at Jacksonville (9/20) while replacing an injured Branden Albert at left tackle ... Posted first start of the season and played all 78 offensive snaps vs. Buffalo (9/27) ... Made second consecutive start vs New York Jets (10/4) and played in 61 offensive snaps ... Played two offensive snaps and six special teams snaps in victory at Tennessee (10/18) ... Played in seven offensive snaps and seven special teams snaps in 44-26 victory vs. Houston (10/25).

JASON FOX'S NFL REGULAR SEASON STATISTICS

GAMES/STARTS: 2010: 4/0; 2011: Inactive; 2012: 1/0; 2013: 8/3; 2014: 9/2; 2015: 4/2 **NFL**
TOTALS: 26/7



96 // DT
A.J.
FRANCIS

HT: 6-5 // WT: 330 // BORN: 5/7/90 // COLLEGE: MARYLAND '13
ACQUIRED: FA, 2013 // NFL: FIRST SEASON // DOLPHINS: FIRST SEASON

PRO CAREER


2015 - Inactive at Washington (9/13) ... Inactive at Jacksonville (9/20) ... Played in first-career game and registered one tackle vs. Buffalo (9/27) ... Inactive vs New York Jets (10/4) ... Inactive at Tennessee (10/18) ... Inactive vs. Houston (10/25).

2015 GAME-BY-GAME STATISTICS

DATE	OPPONENT	P/S	TCK	SOLO	AST	SK	YDS	INT	YDS	PD	FF	FR
9/13	at Washington					Inactive						
9/20	at Jacksonville					Inactive						
9/27	BUFFALO	1/0	1	0	1	0.0	0.0	0	0	0	0	0
10/4	N.Y. JETS					Inactive						
10/18	at Tennessee					Inactive						
10/25	HOUSTON					Inactive						
10/29	at New England											
11/8	at Buffalo											
11/15	at Philadelphia											
11/22	DALLAS											
11/29	at N.Y. Jets											
12/6	BALTIMORE											
12/14	N.Y. GIANTS											
12/20	at San Diego											
12/27	INDIANAPOLIS											
1/3	NEW ENGLAND											
2015 TOTALS		1/0	1	0	1	0.0	0.0	0	0	0	0	0

A.J. FRANCIS' NFL REGULAR SEASON STATISTICS

YEAR	TEAM	GP	GS	TACKLES					INTERCEPTIONS					FUMBLES		
				TOT	SOLO	ASST	SK	YDS	NO	YDS	LG	TD	PD	FF	FR	YDS
2013	Miami			INACTIVE												
2014	Miami			INJURED RESERVE												
2015	Miami	1	0	1	0	1	0.0	0.0	0	0	0	0	0	0	0	0



3 // K

ANDREW FRANKS

HT: 6-1 // WT: 205 // BORN: 1/11/93 // COLLEGE: RENSSELAER POLYTECHNIC INSTITUTE
'15
DRAFT: FA, 2015 // NFL: ROOKIE SEASON // DOLPHINS: ROOKIE SEASON

PRO CAREER

2015 - Made his NFL debut in 17-10 victory at Washington (9/13) and made first career field goal from 22 yards ... Connected on two field goals, including a career-long 48-yard field goal at Jacksonville (9/20) ... Handled kicking duties vs. Buffalo (9/27) ... Kicked two extra point vs New York Jets (10/4) ... Handled kicking duties at Tennessee (10/18), making one field goal from 30 yards and five extra points ... Made one field goal from 53 yards vs Houston (10/25), which tied the franchise-record for longest by a rookie.

2015 GAME-BY-GAME STATISTICS

DATE	OPPONENT	GP	FGM	FGA	PCT.	LG.	XP	XPA	PCT	BLK	PTS
9/13	at Washington	1	1	1	100	22	2	2	100	0	5
9/20	at Jacksonville	1	2	3	66.7	48	2	2	100	0	8
9/27	BUFFALO	1	0	0	0.0	-	0	1	0	0	0
10/4	N.Y. JETS	1	0	0	0.0	-	2	2	100	0	2
10/18	at Tennessee	1	1	1	100	30	5	5	100	0	8
10/25	HOUSTON	1	1	1	100	53	5	6	83.3	0	8
10/29	at New England										
11/8	at Buffalo										
11/15	at Philadelphia										
11/22	DALLAS										
11/29	at N.Y. Jets										
12/6	BALTIMORE										
12/14	N.Y. GIANTS										
12/20	at San Diego										
12/27	INDIANAPOLIS										
1/3	NEW ENGLAND										
2015 TOTALS		6	5	6	83	48	16	17	94.1	0	31

ANDREW FRANKS' NFL REGULAR SEASON STATISTICS

YEAR	TEAM	GP	FGM	FGA	PCT.	LG	XP	XPA	PCT.	BLK	PTS
2015	Miami	6	5	6	83	48	16	17	94.1	0	31
NFL TOTALS		6	5	6	83	48	16	17	94.1	0	31



29 // RB

JONAS
GRAY

HT: 5-10 // WT: 225 // BORN: 6/27/1990 // COLLEGE: NOTRE DAME '11
ACQUIRED: FA, 2015 // NFL: SECOND SEASON // DOLPHINS: FIRST SEASON

PRO CAREER

Career Transactions - Activated by the Dolphins off the practice squad on September 23, 2015 ... Signed to the Dolphins practice squad on September 16, 2015 ... Waived by the Dolphins on September 14, 2015 ... Activated by the Dolphins off the practice squad on September 11, 2015 ... Signed to the Dolphins practice squad on September 9, 2015 ... Waived by New England on September 5, 2015 ... Activated by New England off the practice squad on Oct. 16, 2014 ... Signed by New England to the practice squad September 1, 2014 ... Released by New England on August 30, 2014 ... Signed by New England as a free agent on January 8, 2014 ... Signed by Baltimore to the practice squad on September 2, 2013 ... Released by Miami on August 31, 2013 ... Originally signed by Miami as an undrafted rookie free agent on May 4, 2012.

2015 - Inactive at Washington (9/13) ... Made season debut vs. Buffalo (9/27) and posted 49 yards on nine rushing attempts ... Had one rushing attempt for zero yards vs New York Jets (10/4) ... Rushed for 24 yards on seven carries and caught one pass for 12 yards at Tennessee (10/18) ... Rushed for 48 yards on 12 carries and caught one pass for 10 yards vs. Houston (10/25).

2014 - Played in eight games with three starts in the regular season and appeared in one playoff game ... Started the season on the New England's practice squad ... Signed to the 53-man roster from the practice squad (10/16) and made his NFL debut vs. N.Y. Jets (10/16), rushing three times for 12 yards ... Recorded 17 carries for 86 yards vs. Chicago (10/26) ... Made his first NFL start and led the team with 12 carries for 33 yards vs. Denver (11/2) ... Earned AFC Offensive Player of the Week honors after rushing 37 times for 201 yards and a New England-record four rushing touchdowns at Indianapolis (11/16) ... Became the first Patriots player to rush for 100 yards in both the first and second half ... Had one 4-yard rush at Green Bay (11/30) ... Rushed twice for nine yards at San Diego (12/7) ... Led the team with 11 carries for 62 yards vs. Miami (12/14) ... Also recorded his first NFL reception for seven yards and added one special teams tackle ... Started at running back and carried six times for five yards, including a 1-yard touchdown at N.Y. Jets (12/21) ... Inactive in the AFC Divisional game vs. Baltimore (1/10/15) ... Made his postseason debut in the AFC Championship vs. Indianapolis (1/18/15), rushing four times for four yards ... Inactive in the Super Bowl XLIX win vs. Seattle (2/1/15).

2013 - Spent the year on Baltimore's practice squad ... Went to training camp with Miami before being released prior to the start of the regular season.

2012 - Signed with Miami as an undrafted rookie and was placed on the Physically Unable to Perform List at the end of training camp.

COLLEGE

Four-year letterman (2008-11) at Notre Dame, where he appeared in 34 games and made five starts ... Rushed 189 times for 1,100 yards and 12 touchdowns in his career ... Added 11 receptions for 105 yards and returned three kickoffs for 25 yards ... Recorded 114 carries for 791 rushing yards and 12 touchdowns as a senior in 2011.

PERSONAL

Attended Detroit (Mich.) Country Day High School where he lettered in football, basketball and track and field ... Gained 2,614 yards on 341 rushes and 32 touchdowns during his senior season ... Member of the 2007 state championship basketball team ... Majored in political science at Notre Dame.

2015 GAME-BY-GAME STATISTICS

DATE	OPPONENT	P/S	RUSHING					RECEIVING					W/L	SCORE
			ATT.	YDS.	LG	TD	NO.	YDS.	LG	TD				
9/13	at Washington												W	17-10
9/20	at Jacksonville												L	23-20
9/27	BUFFALO	1/0	9	49	11	0	0	0	-	0			L	41-14
10/4	N.Y. JETS	1/0	1	0	0	0	0	0	-	0			L	27-14
10/18	at Tennessee	1/0	7	24	7	0	1	12	12	0			W	38-10
10/25	HOUSTON	1/0	12	48	16	0	1	10	10	0			W	44-26
10/29	at New England													
11/8	at Buffalo													
11/15	at Philadelphia													
11/22	DALLAS													
11/29	at N.Y. JETS													
12/6	BALTIMORE													
12/14	N.Y. GIANTS													
12/20	at San Diego													
12/27	INDIANAPOLIS													
1/3	NEW ENGLAND													
2015 TOTALS		4/0	29	121	16	0	2	22	12	0	3-3			

JONAS GRAY'S NFL REGULAR SEASON STATISTICS

YEAR	TEAM	GP	GS	RUSHING					RECEIVING				
				ATT.	YDS.	AVG.	LG	TD	NO.	YDS.	AVG.	LG	TD
2014	New England	8	3	89	412	4.6	20	5	1	7	7.0	7	0
2015	Miami	4	0	29	121	4.1	16	0	2	22	11.0	12	0
CAREER TOTALS		12	3	118	533	4.5	20	5	3	29	10.3	12	0



21 // CB

BRENT GRIMES

HT: 5-10 // WT: 185 // BORN: 7/19/83 // COLLEGE: SHIPPENSBURG '06
ACQUIRED: UFA, 2013 (ATL.) // NFL: NINTH SEASON // DOLPHINS: THIRD SEASON

PRO CAREER

2015 - Registered first interception of the season in 17-10 victory at Washington (9/13) ... With his interception, Grimes is now fourth in the NFL in interceptions since 2013 when he joined the Dolphins ... Totaled six tackles and two passes defended at Jacksonville (9/20) ... Started vs. Buffalo (9/27) and racked up two tackles ... Registered two tackles in start vs New York Jets (10/4) ... Posted two tackles, four passes defended and one interception in 38-10 victory at Tennessee (10/18) ... Registered three tackles and two passes defended vs. Houston (10/25) ... Helped the defense hold Houston's offense to zero first downs in their first seven drives of the game.

2015 GAME-BY-GAME STATISTICS

DATE	OPPONENT	P/S	TCKSOLO	AST	SK	YDS	INT	YDS	PD	FF	FR
9/13	at Washington	1/1	2	1	1	0.0	0.0	1	2	1	0
9/20	at Jacksonville	1/1	6	5	1	0.0	0.0	0	0	2	0
9/27	BUFFALO	1/1	2	2	0	0.0	0.0	0	0	0	0
10/4	N.Y. JETS	1/1	2	2	0	0.0	0.0	0	0	0	0
10/18	at Tennessee	1/1	2	1	1	0.0	0.0	1	0	4	0
10/25	HOUSTON										
10/29	at New England										
11/8	at Buffalo										
11/15	at Philadelphia										
11/22	DALLAS										
11/29	at N.Y. Jets										
12/6	BALTIMORE										
12/14	N.Y. GIANTS										
12/20	at San Diego										
12/27	INDIANAPOLIS										
1/3	NEW ENGLAND										
2015 TOTALS		5/5	14	11	3	0.0	0.0	2	2	7	0

BRENT GRIMES' NFL REGULAR SEASON STATISTICS

YEAR	TEAM	GP	GS	TACKLES					INTERCEPTIONS					FUMBLES		
				TOT	SOLO	ASST	SK	YDS	NO	YDS	LG	TD	PD	FF	FR	YDS
2006	Atlanta			PRACTICE SQUAD												
2007	Atlanta	2	0	11	10	1	0.0	0.0	0	0	0	0	0	0	0	0
2008	Atlanta	12	6	36	29	7	0.0	0.0	1	25	25	0	6	0	0	0
2009	Atlanta	16	8	67	58	9	0.0	0.0	6	17	11	0	13	0	1	0
2010	Atlanta	16	16	82	72	10	0.0	0.0	5	84	36	0	23	0	0	0
2011	Atlanta	12	12	44	36	8	0.0	0.0	1	29	29	0	14	1	0	0
2012	Atlanta	1	1	3	3	0	0.0	0.0	0	0	0	0	0	0	0	0
2013	Miami	16	16	60	52	8	0.0	0.0	4	102	94t	1	17	0	0	0
2014	Miami	16	16	57	47	10	0.0	0.0	5	80	32	1	13	1	0	0
2015	Miami	5	5	14	11	3	0.0	0.0	2	2	2	0	7	0	0	0
NFL TOTALS		97	81	374	318	56	0.0	0.0	24	339	94t	2	93	2	1	0
MIAMI TOTALS		38	38	131	110	21	0.0	0.0	11	184	94t	2	37	1	0	0



83 // WR

MATT
HAZEL

HT: 6-1 // WT: 205 // BORN: 1/23/92 // COLLEGE: COASTAL CAROLINA '14
ACQUIRED: D6, 2014 // NFL: FIRST SEASON // DOLPHINS: FIRST SEASON

PRO CAREER

2015 - Inactive at Washington (9/13) ... Inactive at Jacksonville (9/20) ... Inactive vs. Buffalo (9/27) ... Inactive vs New York Jets (10/4) ... Inactive at Tennessee (10/18) ... Inactive vs. Houston (10/25).


2015 GAME-BY-GAME STATISTICS

DATE	OPPONENT	P/S	RECEIVING				RUSHING				W/L	SCORE
			NO.	YDS.	LG	TD	ATT.	YDS.	LG	TD		
9/13	at Washington					Inactive						
9/20	at Jacksonville					Inactive						
9/27	BUFFALO					Inactive						
10/2	NEW YORK JETS					Inactive						
10/18	at Tennessee					Inactive						
10/25	HOUSTON											
10/29	at New England											
11/8	at Buffalo											
11/15	at Philadelphia											
11/22	DALLAS											
11/29	at New York Jets											
12/6	BALTIMORE											
12/14	NEW YORK GIANTS											
12/20	at San Diego											
12/27	INDIANAPOLIS											
1/3	NEW ENGLAND											

2015 TOTALS

MATT HAZEL'S NFL REGULAR SEASON STATISTICS

YEAR	TEAM	GP	GS	RECEIVING					RUSHING				
				NO.	YDS.	AVG.	LG	TD	ATT.	YDS.	AVG.	LG	TD
2014	Miami												
2015	Miami	0	0	0	0	-	-	0	0	0	-	-	0



46 // LB

NEVILLE HEWITT

HT: 6-2 // WT: 235 // BORN: 4/6/93 // COLLEGE: MARSHALL '15
DRAFT: FA, 2015 // NFL: ROOKIE SEASON // DOLPHINS: ROOKIE SEASON

PRO CAREER

2015 - Made his NFL debut in 17-10 victory at Washington (9/13) ... Saw action on special teams at Jacksonville (9/20) ... Played in 19 snaps on special teams vs. Buffalo (9/27) ... Played 20 snaps on special teams and registered three special teams tackles vs New York Jets (10/4) ... Recorded two tackles in 38-10 victory at Tennessee (10/18) ... Registered two tackles, including one tackle for a loss in 44-26 win vs. Houston (10/25).

2015 GAME-BY-GAME STATISTICS

DATE	OPPONENT	P/S	TCKSOLO	AST	SK	YDS	INT	YDS	PD	FF	FR
9/13	at Washington	1/0	0	0	0	0.0	0	0	0	0	0
9/20	at Jacksonville	1/0	0	0	0	0.0	0	0	0	0	0
9/27	BUFFALO	1/0	0	0	0	0.0	0	0	0	0	0
10/4	N.Y. JETS	1/0	0	0	0	0.0	0	0	0	0	0
10/18	at Tennessee	1/0	2	1	1	0.0	0	0	0	0	0
10/25	HOUSTON	1/0	2	2	0	0.0	0	0	0	0	0
10/29	at New England										
11/8	at Buffalo										
11/15	at Philadelphia										
11/22	DALLAS										
11/29	at N.Y. Jets										
12/6	BALTIMORE										
12/14	N.Y. GIANTS										
12/20	at San Diego										
12/27	INDIANAPOLIS										
1/3	NEW ENGLAND										
2015 TOTALS		6/0	4	3	1	0.0	0	0	0	0	0

NEVILLE HEWITT'S NFL REGULAR SEASON STATISTICS

YEAR	TEAM	GP GS		TACKLES					INTERCEPTIONS					FUMBLES			
				TOT	SOLO	ASST	SK	YDS	NO	YDS	LG	TD	PD	FF	FR	YDS	
2015	Miami	6	0	4	3	1	0	0	0	0	–	0	0	0	0	0	0
NFL TOTALS		6	0	4	3	1	0	0	0	0	0	–	0	0	0	0	0



70 // T JA'WUAN JAMES

HT: 6-6 // WT: 315 // BORN: 6/3/92 // COLLEGE: TENNESSEE '14
ACQUIRED: D1, 2014 // NFL: SECOND SEASON // DOLPHINS: SECOND SEASON

PRO CAREER

2015 - Started at right tackle in a 17-10 victory at Washington (9/13) ... Started at Jacksonville (9/20) and played in all 68 offensive snaps ... Started and played in 72 offensive snaps vs. Buffalo (9/27) ... Made 20th consecutive start and played all 64 offensive snaps vs New York Jets (10/4) ... Helped the offense reach 424 total yards, including the first 100-yard rushing game of the season in start at Tennessee (10/18) ... Helped lead the offense to 503 total yards in 44-26 victory vs. Houston (10/25) ... Opened lanes for RB Lamar Miller to gain 175 yards and one touchdown on 14 carries (12.5 avg.) and also the first back-to-back 100-plus rushing yard games of Miller's career ... Provided protection for QB Ryan Tannehill to have the first perfect passer rating (158.3) of his career and tie a career-high of four touchdown passes.

JA'WUAN JAMES' NFL REGULAR SEASON STATISTICS

GAMES/STARTS: 2014: 16/16; 2015: 6/6 **NFL TOTALS: 22/22**



53 // LB

JELANI JENKINS

HT: 6-0 // WT: 243 // BORN: 3/13/92 // COLLEGE: FLORIDA '13
ACQUIRED: D4A, 2013 // NFL: THIRD SEASON // DOLPHINS: THIRD SEASON

PRO CAREER

2015 - Posted first start of the season at Washington (9/13) and totaled 11 tackles ... Posted a game-high 12 tackles in start at Jacksonville (9/20) ... Along with S Reshad Jones, recorded double-digit tackles for the second-consecutive week which marked the first time a Dolphins player has recorded double digit tackles in the first two weeks of a season since Zach Thomas accomplished the feat in 2007 ... With nine solo tackles against the Jaguars, he surpassed the 100-tackle mark for his career ... Started and finished with three tackles vs. Buffalo (9/27) ... Registered four tackles in start vs New York Jets (10/4) ... Posted seven tackles, including one tackle for a loss and one fumble recovery in start at Tennessee (10/18) ... Registered three tackles, including one tackle for a loss and forced one fumble in 44-26 victory vs. Houston (10/25) ... Helped the defense hold Houston's offense to zero first downs in their first seven drives of the game.

2015 GAME-BY-GAME STATISTICS

DATE	OPPONENT	P/S	TCKSOLO	AST	SK	YDS	INT	YDS	PD	FF	FR
9/13	at Washington	1/1	11	7	4	0.0	0.0	0	0	0	0
9/20	at Jacksonville	1/1	12	9	3	0.0	0.0	0	0	0	0
9/27	BUFFALO	1/1	3	3	0	0.0	0.0	0	0	0	0
10/4	N.Y. JETS	1/1	4	3	1	0.0	0.0	0	0	0	0
10/18	at Tennessee	1/1	7	4	3	0.0	0.0	0	0	0	1
10/25	HOUSTON										
10/29	at New England										
11/8	at Buffalo										
11/15	at Philadelphia										
11/22	DALLAS										
11/29	at N.Y. Jets										
12/6	BALTIMORE										
12/14	N.Y. GIANTS										
12/20	at San Diego										
12/27	INDIANAPOLIS										
1/3	NEW ENGLAND										
2015 TOTALS		5/5	37	26	11	0.0	0.0	0	0	0	1

JELANI JENKINS' NFL REGULAR SEASON STATISTICS

YEAR	TEAM	GP GS		TACKLES					INTERCEPTIONS					FUMBLES		
				TOT	SOLO	ASST	SK	YDS	NO	YDS	LG	TD	PD	FF	FR	YDS
2013	Miami	16	0	11	10	1	0.0	0.0	0	0	-	0	0	0	0	0
2014	Miami	15	14	108	81	27	3.5	26.5	0	0	-	0	1	2	0	0
2015	Miami	5	5	37	26	11	0.0	0.0	0	0	-	0	0	0	1	0
NFL TOTALS		36	19	153	117	39	3.5	26.5	0	0	-	0	1	2	1	0



85 // WR

GREG JENNINGS

HT: 6-0 // WT: 198 // BORN: 9/21/83 // COLLEGE: WESTERN MICHIGAN '05
ACQUIRED: FA, 2015 // NFL: 10TH SEASON // DOLPHINS: FIRST SEASON

PRO CAREER

2015 - Started at wide receiver and caught three passes for 29 yards at Washington (9/13) in Dolphins debut ... Started at wide receiver at Jacksonville (9/20) ... Named captain and started vs. Buffalo (9/27) ... Caught one pass for nine yards ... Caught three passes for 15 yards in start vs. New York Jets (10/4) ... Caught one pass for 13 yards in 38-10 victory at Tennessee (10/18) ... Caught two passes for 37 yards in 44-26 victory over Houston (10/25).

2015 GAME-BY-GAME STATISTICS

DATE	OPPONENT	P/S	NO.	RECEIVING			RUSHING				W/L	SCORE
				YDS.	LG	TD	ATT.	YDS.	LG	TD		
9/13	at Washington	1/1	3	29	11	0	0	0	-	0	W	17-10
9/20	at Jacksonville	1/1	0	0	0	0	0	0	-	0	L	23-10
9/27	BUFFALO	1/1	1	9	9	0	0	0	-	0	L	41-14
10/2	NEW YORK JETS	1/1	3	15	9	0	0	0	-	0	L	27-14
10/18	at Tennessee	1/0	1	13	13	0	0	0	-	0	W	38-10
10/25	HOUSTON	1/0	2	37	23	0	0	0	-	0	W	44-26
10/29	at New England											
11/8	at Buffalo											
11/15	at Philadelphia											
11/22	DALLAS											
11/29	at New York Jets											
12/6	BALTIMORE											
12/14	NEW YORK GIANTS											
12/20	at San Diego											
12/27	INDIANAPOLIS											
1/3	NEW ENGLAND											
2015 TOTALS		6/4	10	103	23	0	0	0	-	0	3-3	

GREG JENNINGS' NFL REGULAR SEASON STATISTICS

YEAR	TEAM	GP	GS	RECEIVING					RUSHING				
				NO.	YDS.	AVG.	LG	TD	ATT.	YDS.	AVG.	LG	TD
2006	Green Bay	14	11	45	632	14.0	75t	3	0	0	0.0	0	0
2007	Green Bay	13	13	53	920	17.4	82t	12	0	0	0.0	0	0
2008	Green Bay	16	15	80	1,292	16.2	63	9	0	0	0.0	0	0
2009	Green Bay	16	13	68	1,113	16.4	83t	4	0	0	0.0	0	0
2010	Green Bay	16	16	76	1,265	16.6	86t	12	1	-1	-1.0	-1	0
2011	Green Bay	13	13	67	949	14.2	79t	9	0	0	0.0	0	0
2012	Green Bay	8	5	36	366	10.2	45	4	0	0	0.0	0	0
2013	Minnesota	15	15	68	804	11.8	70t	4	0	0	0.0	0	0
2014	Minnesota	16	13	59	742	12.6	38	6	0	0	0.0	0	0
2015	Miami	6	4	10	103	10.3	23	0	0	0	0.0	-	0
NFL TOTALS		131	116	566	8,210	14.5	86t	63	1	-1	-1.0	-1	0



20 // S

RESHAD JONES

HT: 6-1 // WT: 218 // BORN: 2/25/88 // COLLEGE: GEORGIA '10
ACQUIRED: D5B, 2010 // NFL: SIXTH SEASON // DOLPHINS: SIXTH SEASON

PRO CAREER


2015 - Made first start of the season in 17-10 victory at Washington (9/13) and registered a game-high 12 tackles ... His 12 tackles in Week 1 also led all defensive backs in the NFL ... Was named a captain and started at Jacksonville (9/20) posting 11 tackles (eight solo and three assisted) ... Along with LB Jelani Jenkins, recorded double-digit tackles for the second-consecutive week which marked the first time a Dolphins player has recorded double digit tackles in the first two weeks of a season since Zach Thomas accomplished the feat in 2007 ... Led team with nine tackles and one pass defended vs Buffalo (9/27) ... Started and registered a game-high 11 tackles vs New York Jets (10/4) ... Recorded eight tackles, one interception and one touchdown in start at Tennessee (10/18) ... Registered first interception of the season, returning it 30 yards for a touchdown ... His 30-yard interception return for a touchdown in the third quarter was the second score of his NFL career (10/6/13 vs. Baltimore) ... Registered eight tackles and one interception for a touchdown vs. Houston (10/25) becoming player in Dolphins' history to record an interception for a touchdown in back-to-back games.

2015 GAME-BY-GAME STATISTICS

DATE	OPPONENT	P/S	TCKSOLO	AST	SK	YDS	INT	YDS	PD	FF	FR
9/13	at Washington	1/1	12	7	5	0.0	0.0	0	0	1	0
9/20	at Jacksonville	1/1	11	8	3	0.0	0.0	0	0	0	0
9/27	BUFFALO	1/1	9	8	1	0.0	0.0	0	0	1	0
10/4	N.Y. JETS	1/1	11	10	1	0.0	0.0	0	0	0	0
10/18	at Tennessee	1/1	8	5	3	0.0	0.0	1	30t	1	0
10/25	HOUSTON	1/1	8	8	0	0.0	0.0	1	23t	2	0
10/29	at New England										
11/8	at Buffalo										
11/15	at Philadelphia										
11/22	DALLAS										
11/29	at N.Y. Jets										
12/6	BALTIMORE										
12/14	N.Y. GIANTS										
12/20	at San Diego										
12/27	INDIANAPOLIS										
1/3	NEW ENGLAND										
2015 TOTALS		6/6	59	46	13	0.0	0.0	2	53	5	0

RESHAD JONES' NFL REGULAR SEASON STATISTICS

YEAR	TEAM	GP GS		TACKLES						INTERCEPTIONS					FUMBLES		
				TOT	SOLO	ASST	SK	YDS		NO	YDS	LG	TD	PD	FF	FR	YDS
2010	Miami	13	2	14	11	3	1.0	10.0		1	0	0	0	2	0	1	0
2011	Miami	15	12	62	45	17	2.0	14.0		1	1	1	0	4	0	0	0
2012	Miami	16	16	94	73	21	1.0	5.0		4	28	15	0	9	2	2	24
2013	Miami	16	16	107	84	23	1.5	9.0		1	25	25t	1	4	0	0	0
2014	Miami	12	12	79	70	9	1.0	8.0		3	62	50	0	7	1	0	0
2015	Miami	6	6	59	46	13	0.0	0.0		2	53	30	2	5	0	0	0
NFL TOTALS		78	64	415	329	94	6.5	46.0		12	169	50	3	31	3	3	24



32 // S

JORDAN KOVACS

HT: 5-10 // WT: 210 // BORN: 6/12/90 // COLLEGE: MICHIGAN '13
ACQUIRED: FA, 2013 // NFL: THIRD SEASON // DOLPHINS: THIRD SEASON

PRO CAREER

2015 - Made season debut in victory at Washington (9/13) ... Played on special teams at Jacksonville (9/20) ... Played 19 snaps on special teams vs. Buffalo (9/27) ... Played 21 special teams snaps and registered one special teams tackle ... Recorded two tackles, including first career sack that went for a loss of nine yards in 38-10 victory at Tennessee (10/18) ... Played 26 special teams snaps in 44-26 victory over Houston (10/25).

2015 GAME-BY-GAME STATISTICS

DATE	OPPONENT	P/S	TCKSOLO	AST	SK	YDS	INT	YDS	PD	FF	FR
9/13	at Washington	1/0	0	0	0	0	0	0	0	0	0
9/20	at Jacksonville	1/0	0	0	0	0	0	0	0	0	0
9/27	BUFFALO	1/0	0	0	0	0	0	0	0	0	0
10/4	N.Y. JETS	1/0	0	0	0	0	0	0	0	0	0
10/18	at Tennessee	1/0	2	0	0	1	9	0	0	0	0
10/25	HOUSTON	1/0	0	0	0	0	0	0	0	0	0
10/29	at New England										
11/8	at Buffalo										
11/15	at Philadelphia										
11/22	DALLAS										
11/29	at N.Y. Jets										
12/6	BALTIMORE										
12/14	N.Y. GIANTS										
12/20	at San Diego										
12/27	INDIANAPOLIS										
1/3	NEW ENGLAND										
2015 TOTALS		6/0	2	0	0	1	9	0	0	0	0

JORDAN KOVACS' NFL REGULAR SEASON STATISTICS

YEAR	TEAM	GP GS		TACKLES					INTERCEPTIONS					FUMBLES		
				TOT	SOLO	ASST	SK	YDS	NO	YDS	LG	TD	PD	FF	FR	YDS
2013	Miami	9	0	0	0	0	0.0	0.0	0	0	-	0	0	0	0	0
2014	Miami	8	0	4	4	0	0.0	0.0	0	0	-	0	0	0	0	0
2015	Maimi	6	0	2	2	0	1.0	9.0	0	0	-	0	0	0	0	0
NFL TOTALS		23	0	6	6	0	1.0	9.0	0	0	-	0	0	0	0	0



14 // WR

JARVIS LANDRY

HT: 5-11 // WT: 202 // BORN: 11/28/92 // COLLEGE: LOUISIANA STATE '15
ACQUIRED: D2, 2014 // NFL: SECOND SEASON // DOLPHINS: SECOND SEASON

PRO CAREER

2015 - Started at wide receiver and led the team in catches with eight for 53 yards in win at Washington (9/13) ... Named AFC Special Teams Player of the Week after returning punt for 69 yards and the go-ahead touchdown ... First Dolphins punt return for a touchdown since 2012 (Marcus Thigpen at Houston) ... Third punt return for a touchdown in a Dolphins season opener (Marcus Thigpen at Houston in 2012 and Tom Vigorito at N.Y. Jets in 1982) ... Posted career high 14-yard rushing attempt in fourth quarter ... Totaled eight receptions for 110 yards and one rush for six yards, setting a new career high for receiving yards in a game at Jacksonville (9/20) ... With his eight receptions he extended his streak of five-or-more receptions in 11-straight games, continuing to improve on his franchise record for consecutive games with five-or-more catches ... Tied his career high with eight receptions ... Has now recorded 100 receptions in 18 career games, becoming the fastest player in Dolphins history to reach 100 receptions in his career (Davone Bess and Troy Stradford who both did it in 26 games) ... Started and tied his career high with eight receptions for 67 yards vs. Buffalo (9/27) ... Now has 24 receptions through the first three games of the season which is a franchise record ... Caught four passes for 40 yards vs New York Jets (10/4) ... With his four receptions, Landry has recorded 28 receptions this season (24 going into the game) ... His 28 receptions in the first four games of the season are the most in franchise history through the first four games ... Caught three passes for 42 yards and rushed two times for 24 yards and one touchdown in start at Tennessee (10/18) ... Scored the first rushing touchdown of his NFL career on a 22-yard run in the first quarter becoming the first Dolphins wide receiver to score a rushing touchdown since Brian Hartline scored on a 16-yard run on Jan. 3, 2010 against Pittsburgh ... Registered five receptions for 83 yards and two touchdowns in start vs. Houston (10/25) ... Recorded his first two receiving touchdowns of the season vs. Houston (10/25) ... His 50-yard touchdown reception was the longest reception of his career, his previous long was 36 yards at Jacksonville (9/20/15).

2015 GAME-BY-GAME STATISTICS


DATE	OPPONENT	P/S	NO.	RECEIVING			RUSHING				W/L	SCORE
				YDS.	LG	TD	ATT.	YDS.	LG	TD		
9/13	at Washington	1/1	8	53	20	0	1	14	14	0	W	17-10
9/20	at Jacksonville	1/1	8	110	36	0	1	6	6	0	L	23-20
9/27	BUFFALO	1/1	8	67	13	0	1	-1	-1	0	L	41-14
10/2	NEW YORK JETS	1/1	4	40	20	0	2	29	15	0	L	27-14
10/18	at Tennessee	1/1	3	42	19	0	2	24	22	1	W	38-10
10/25	HOUSTON	1/1	5	83	50t	2	1	5	5	0	W	44-26
10/29	at New England											
11/8	at Buffalo											
11/15	at Philadelphia											
11/22	DALLAS											
11/29	at New York Jets											
12/6	BALTIMORE											
12/14	NEW YORK GIANTS											
12/20	at San Diego											
12/27	INDIANAPOLIS											
1/3	NEW ENGLAND											
2015 TOTALS			6/6	36	395	50t	2	8	77	22	1	3-3

JARVIS LANDRY'S NFL REGULAR SEASON STATISTICS

YEAR	TEAM	GP	GS	RECEIVING					RUSHING				
				NO.	YDS.	AVG.	LG	TD	ATT.	YDS.	AVG.	LG	TD
2014	Miami	16	11	84	758	9.0	25	5	2	-4	-2.0	4	0
2015	Miami	6	6	36	395	11.0	50t	2	8	77	9.6	22	1
NFL TOTALS		22	17	120	1,153	9.6	50t	7	10	73	7.3	22	1

JARVIS LANDRY'S NFL REGULAR SEASON RETURN STATISTICS

		KICKOFF RETURNS						PUNT RETURNS					
YEAR	TEAM	RET.	YDS.	AVG.	LG	TD		NO.	FC	YDS.	AVG.	LG	TD
2014	Miami	34	954	28.1	74	0		25	19	204	8.2	32	0
2015	Miami	6	140	23.3	32	0		15	6	201	13.4	69	1
NFL Totals		35	972	27.8	74	0		40	25	405	10.1	69	1



72 // G/T

JEFF LINKENBACH

HT: 6-6 // WT: 317 // BORN: 6/9/87 // COLLEGE: CINCINNATI '09
ACQUIRED: UFA, 2015 (K.C.) // NFL: SIXTH SEASON // DOLPHINS: FIRST SEASON

PRO CAREER

2015 - Made his Dolphins debut in 17-10 victory at Washington (9/13) ... Saw action on the offensive line and filled in for an injured Dion Sims at tight end ... Inactive at Jacksonville (9/20) ... Saw action on offense and special teams vs Buffalo (9/27) ... Saw action on offense and special teams vs New York Jets (10/4) ... Inactive at Tennessee (10/18) ... Inactive vs. Houston (10/25).

JEFF LINKENBACH'S NFL REGULAR SEASON STATISTICS

GAMES/STARTS: (Indianapolis) 2010: 16/4, 2011: 16/16, 2012: 16/8, 2013: 12/5, (Kansas City) 2014: 16/3, (Miami) 2015, 3/0 **NFL TOTALS: 77/36**



36 // CB

TONY LIPPETT

HT: 6-3 // WT: 200 // BORN: 7/2/92 // COLLEGE: MICHIGAN STATE '15
DRAFT: D5D, 156 // NFL: ROOKIE SEASON // DOLPHINS: ROOKIE SEASON

PRO CAREER

2015 - Was inactive at Washington (9/13) ... Inactive at Jacksonville (9/20) ... Inactive vs. Buffalo (9/27) ... Inactive vs New York Jets (10/4) ... Inactive at Tennessee (10/18) ... Made NFL debut playing nine snaps on defense and nine snaps on special teams in 44-26 win vs. Houston (10/25).

2015 GAME-BY-GAME STATISTICS

DATE	OPPONENT	P/S	TCKSOLO	AST	SK	YDS	INT	YDS PD	FF	FR
9/13	at Washington				Inactive					
9/20	at Jacksonville				Inactive					
9/27	BUFFALO				Inactive					
10/4	N.Y. JETS				Inactive					
10/18	at Tennessee				Inactive					
10/25	HOUSTON	1/0	0	0	0	0.0	0	0	0	0
10/29	at New England									
11/8	at Buffalo									
11/15	at Philadelphia									
11/22	DALLAS									
11/29	at N.Y. Jets									
12/6	BALTIMORE									
12/14	N.Y. GIANTS									
12/20	at San Diego									
12/27	INDIANAPOLIS									
1/3	NEW ENGLAND									
2015 TOTALS		1/0	0	0	0	0.0	0.0	0	0	0

TONY LIPPETT'S NFL REGULAR SEASON STATISTICS

YEAR	TEAM	GP GS		TACKLES					INTERCEPTIONS					FUMBLES		
				TOT	SOLO	ASST	SK	YDS	NO	YDS	LG	TD	PD	FF	FR	YDS
2015	Miami	1	0	0	0	0	0.0	0.0	0	0	0	0	0	0	0	0
NFL TOTALS		1	0	0	0	0	0.0	0.0	0	0	0	0	0	0	0	0



18 // WR

RISHARD MATTHEWS

HT: 6-0 // WT: 217 // BORN: 10/12/89 // COLLEGE: NEVADA '12
ACQUIRED: D7B, 2012 // NFL: FOURTH SEASON // DOLPHINS: FOURTH SEASON

PRO CAREER

2015 - Registered first start of the season at Washington (9/13) and had four receptions for 34 yards and one touchdown ... The touchdown was the Dolphins first touchdown of the season ... Started at wide receiver at Jacksonville (9/20) and posted six receptions for 115 yards ... Recorded a 48-yard reception on the team's opening drive in the first quarter ... The 115 receiving yards is the second-highest total in his career (11 catches for 120 yards at Tampa Bay on Nov. 11, 2013) ... Along with WR Jarvis Landry became the first pair to each record 100-or-more receiving yards in the same game since WR Mike Wallace (115 yards) and TE Charles Clay (109 yards) accomplished the feat at Indianapolis on Sept. 15, 2013 ... Started at wide receiver and caught six passes for 113 yards and two touchdowns vs. Buffalo (9/27) ... His two touchdown receptions tied a career high for touchdowns in a game (at Tampa Bay on Nov. 11, 2013) ... Has totaled three touchdowns on the season setting a new career high in a season ... Caught one pass for 16 yards in start vs New York Jets (10/4) ... Started at wide receiver and caught six passes for 85 yards in the victory at Tennessee (10/18) ... Was named a team captain in start and caught three passes for 75 yards and one touchdown in 44-26 victory vs. Houston (10/25) ... Registered a career-long 53-yard touchdown on Miami's opening drive which was the longest reception of his career ... Also returned one punt for nine yards.

2015 GAME-BY-GAME STATISTICS

DATE	OPPONENT	P/S	NO.	RECEIVING			RUSHING				W/L	SCORE
				YDS.	LG	TD	ATT.	YDS.	LG	TD		
9/13	at Washington	1/1	4	34	15	1	0	0	-	0	W	17-10
9/20	at Jacksonville	1/1	6	115	48	0	0	0	-	0	L	23-20
9/27	BUFFALO	1/1	4	113	46t	2	0	0	-	0	L	41-14
10/2	NEW YORK JETS	1/1	1	16	16	0	0	0	-	0	L	27-14
10/18	at Tennessee	1/1	6	85	24	0	0	0	-	0	W	38-10
10/25	HOUSTON	1/1	3	75	53t	1	0	0	-	0	W	44-26
10/29	at New England											
11/8	at Buffalo											
11/15	at Philadelphia											
11/22	DALLAS											
11/29	at New York Jets											
12/6	BALTIMORE											
12/14	NEW YORK GIANTS											
12/20	at San Diego											
12/27	INDIANAPOLIS											
1/3	NEW ENGLAND											
2015 TOTALS		6/6	24	445	48	4	0	0	-	0	3-3	

RISHARD MATTHEWS' NFL REGULAR SEASON STATISTICS

YEAR	TEAM	GP	GS	RECEIVING					RUSHING				
				NO.	YDS.	AVG.	LG	TD	ATT.	YDS.	AVG.	LG	TD
2012	Miami	8	1	11	151	13.7	30	0	0	0	-	0	0
2013	Miami	16	5	41	448	10.9	29	2	0	0	-	0	0
2014	Miami	14	0	12	135	11.3	23	2	1	3	3.0	3	0
2015	Miami	6	6	24	445	18.5	53	4	0	0	-	-	0
NFL TOTALS		44	12	88	1,172	13.3	53	8	1	3	3.0	3	0



33 // CB

BOBBY
McCAIN

HT: 5-11 // WT: 196 // BORN: 8/18/93 // COLLEGE: MEMPHIS '15
DRAFT: D5A, 145 // NFL: ROOKIE SEASON // DOLPHINS: ROOKIE SEASON

PRO CAREER

2015 - Made his NFL debut in victory at Washington (9/13) ... Played special teams at Jacksonville (9/20) ... Played in 19 snaps on special teams and recorded one special teams tackle vs. Buffalo (9/27) Registered first tackle of the season vs New York Jets (10/4) ... Registered three tackles and one special teams tackle in a 38-10 victory at Tennessee (10/18) ... Racked up one tackle, two passes defended and two special teams tackles in 44-26 victory vs. Houston (10/25) ... Helped the defense hold Houston's offense to zero first downs in their first seven drives of the game.

2015 GAME-BY-GAME STATISTICS

DATE	OPPONENT	P/S	TCKSOLO	AST	SK	YDS	INT	YDS	PD	FF	FR
9/13	at Washington	1/0	0	0	0	0.0	0	0	0	0	0
9/20	at Jacksonville	1/0	0	0	0	0.0	0	0	0	0	0
9/27	BUFFALO	1/0	0	0	0	0.0	0	0	0	0	0
10/4	N.Y. JETS	1/0	1	1	0	0.0	0	0	0	0	0
10/18	at Tennessee	1/0	3	3	0	0.0	0	0	0	0	0
10/25	HOUSTON	1/0	1	1	0	0.0	0	0	2	0	0
10/29	at New England										
11/8	at Buffalo										
11/15	at Philadelphia										
11/22	DALLAS										
11/29	at N.Y. Jets										
12/6	BALTIMORE										
12/14	N.Y. GIANTS										
12/20	at San Diego										
12/27	INDIANAPOLIS										
1/3	NEW ENGLAND										
2015 TOTALS		6/0	5	5	0	0	0	0	2	0	0

BOBBY MCCAIN'S NFL REGULAR SEASON STATISTICS

YEAR	TEAM	GP GS		TACKLES					INTERCEPTIONS					FUMBLES		
				TOT	SOLO	ASST	SK	YDS	NO	YDS	LG	TD	PD	FF	FR	YDS
2015	Miami	6	0	5	5	0	0	0	0	0	0	0	2	0	0	0
NFL TOTALS		6	0	5	5	0	0	0	0	0	0	0	2	0	0	0



24 // CB

BRICE McCAIN

HT: 5-9 // WT: 190 // BORN: 12/10/86 // COLLEGE: UTAH '08
ACQUIRED: UFA, 2015 (PIT.) // NFL: SEVENTH SEASON // DOLPHINS: FIRST SEASON

PRO CAREER

2015 - Made his Dolphins debut starting at cornerback in 17-10 victory at Washington (9/13) ... Recorded his first interception of the season picking off Kirk Cousins ... Registered two tackles and one pass defended in start at Jacksonville (9/20) ... Started at corner vs. Buffalo (9/27) and totaled five tackles ... Posted four tackles and one pass defended in start vs New York Jets (10/4) ... Recorded one tackle at Tennessee (10/18) before leaving the game due to injury ... Inactive vs. Houston (10/25).

2015 GAME-BY-GAME STATISTICS

DATE	OPPONENT	P/S	TCKSOLO	AST	SK	YDS	INT	YDS	PD	FF	FR
9/13	at Washington	1/1	6	2	4	0.0	0.0	1	0	1	0
9/20	at Jacksonville	1/1	2	1	1	0.0	0.0	0	0	1	0
9/27	BUFFALO	1/1	5	5	0	0.0	0.0	0	0	0	0
10/4	N.Y. JETS	1/1	4	3	1	0.0	0.0	0	0	1	0
10/18	at Tennessee	1/1	1	0	1	0.0	0.0	0	0	0	0
10/25	HOUSTON				Inactive						
10/29	at New England										
11/8	at Buffalo										
11/15	at Philadelphia										
11/22	DALLAS										
11/29	at N.Y. Jets										
12/6	BALTIMORE										
12/14	N.Y. GIANTS										
12/20	at San Diego										
12/27	INDIANAPOLIS										
1/3	NEW ENGLAND										
2015 TOTALS		5/5	18	11	7	0.0	0.0	1	0	3	0

BRICE McCAIN'S NFL REGULAR SEASON STATISTICS

YEAR	TEAM	GP	GS	TACKLES					INTERCEPTIONS					FUMBLES		
				TOT	SOLO	ASST	SK	YDS	NO	YDS	LG	TD	PD	FF	FR	YDS
2009	Houston	16	1	11	11	0	0.0	0.0	1	0	-	0	3	0	0	0
2010	Houston	12	3	22	17	5	0.0	0.0	0	0	20	0	2	0	0	0
2011	Houston	16	0	25	24	1	0.0	0.0	2	48	38t	1	13	0	0	0
2012	Houston	12	2	19	15	4	0.5	4.0	1	86	86	0	8	0	0	0
2013	Houston	16	4	28	21	7	0.0	0.0	1	0	-	0	7	0	0	0
2014	Pittsburgh	14	9	25	16	9	0.0	0.0	3	56	31	1	6	0	1	0
2015	Miami	5	5	18	11	7	0.0	0.0	1	0	-	0	3	0	0	0
NFL TOTALS		91	24	148	115	33	0.5	4.0	9	190	86	2	42	0	1	0



58 // LB

CHRIS McCain

HT: 6-5 // WT: 245 // BORN: 11/21/91 // COLLEGE: CALIFORNIA '14
ACQUIRED: FA, 2014 // NFL: SECOND SEASON // DOLPHINS: SECOND SEASON

PRO CAREER

2015 - Was inactive at Washington (9/13) ... Made season debut at Jacksonville (9/20) ... Saw action on defense and special teams vs. Buffalo (9/27) ... Saw action on defense and special teams vs New York Jets (10/4) ... Inactive at Tennessee (10/18) ... Inactive vs. Houston (10/25).

2015 GAME-BY-GAME STATISTICS

DATE	OPPONENT	P/S	TCK	SOLO	AST	SK	YDS	INT	YDS	PD	FF	FR
9/13	at Washington					Inactive						
9/20	at Jacksonville	1/0	0	0	0	0.0	0.0	0	0	0	0	0
9/27	BUFFALO	1/0	0	0	0	0.0	0.0	0	0	0	0	0
10/4	N.Y. JETS	1/0	0	0	0	0.0	0.0	0	0	0	0	0
10/18	at Tennessee					Inactive						
10/25	HOUSTON					Inactive						
10/29	at New England											
11/8	at Buffalo											
11/15	at Philadelphia											
11/22	DALLAS											
11/29	at N.Y. Jets											
12/6	BALTIMORE											
12/14	N.Y. GIANTS											
12/20	at San Diego											
12/27	INDIANAPOLIS											
1/3	NEW ENGLAND											
2015 TOTALS		3/0	0	0	0	0.0	0.0	0	0	0	0	0

CHRIS McCain'S NFL REGULAR SEASON STATISTICS

YEAR	TEAM	GP GS		TACKLES					INTERCEPTIONS					FUMBLES		
				TOT	SOLO	ASST	SK	YDS	NO	YDS	LG	TD	PD	FF	FR	YDS
2014	Miami	10	0	4	4	0	1.0	9.0	0	0	-	0	0	0	0	0
2015	Miami	3	0	0	0	0	0.0	0.0	0	0	-	0	0	0	0	0
NFL TOTALS		13	0	4	4	0	1.0	9.0	0	0	-	0	0	0	0	0



26 // RB

LAMAR
MILLER

HT: 5-10 // WT: 225 // BORN: 4/25/91 // COLLEGE: MIAMI '13
ACQUIRED: D4, 2012 // NFL: FOURTH SEASON // DOLPHINS: FOURTH SEASON

PRO CAREER

2015 - Posted first start of the season and rushed for 53 yards on 13 carries in win at Washington (9/13) ... Caught one pass for 22 yards which matched his career long ... Rushed for 14 yards on 10 attempts and caught five passes for 28 yards at Jacksonville (9/20) ... Rushed for 38 yards on seven carries in start vs. Buffalo (9/27) and caught three passes for 27 yards ... Rushed for 26 yards on 7 attempts and caught one pass for 10 yards vs New York Jets (10/4) ... Ran for 113 yards on 19 carries (5.9 avg.) and one touchdown at Tennessee (10/18)... Also caught two passes for five yards ... His 53 rushing yards in the first quarter were the most rushing yards in the first quarter of his career ... His 99 first half rushing yards were the most in a first half by a Dolphins running back since Ricky Williams rushed for 120 yards in the first half against New England on Dec. 29, 2002 ... The 113 rushing yards, marked his fourth career game with 100-plus rushing yards and the second-highest total of his NFL career ... Rushed for 175 yards and one touchdown on 14 carries vs. Houston (10/25) ... Also had three receptions for 61 yards and one touchdown ... His 175 yards rushing were the fifth 100-plus rushing yard game and first back-to-back 100-plus yard game of his career.

2015 GAME-BY-GAME STATISTICS

RUSHING							RECEIVING						
DATE	OPPONENT	P/S	ATT.	YDS.	LG	TD	NO.	YDS.	LG	TD	W/L	SCORE	
9/13	at Washington	1/1	13	53	17	0	1	22	22	0	W	17-10	
9/20	at Jacksonville	1/1	10	14	6	0	5	28	12	0	L	23-20	
9/27	BUFFALO	1/1	7	38	8	0	3	27	16	0	L	41-14	
10/4	N.Y. JETS	1/1	7	26	13	0	1	10	10	0	L	27-14	
10/18	at Tennessee	1/1	19	113	22	1	2	5	4	0	W	38-10	
10/25	HOUSTON	1/1	14	175	85t	1	3	61	54t	1	W	44-22	
10/29	at New England												
11/8	at Buffalo												
11/15	at Philadelphia												
11/22	DALLAS												
11/29	at N.Y. JETS												
12/6	BALTIMORE												
12/14	N.Y. GIANTS												
12/20	at San Diego												
12/27	INDIANAPOLIS												
1/3	NEW ENGLAND												
2015 TOTALS		6/6	70	419	85t	2	15	123	54t	1	3-3		

LAMAR MILLER'S NFL REGULAR SEASON STATISTICS

YEAR	TEAM	GP	GS	RUSHING					RECEIVING				
				ATT.	YDS.	AVG.	LG	TD	NO.	YDS.	AVG.	LG	TD
2012	Miami	14	1	51	250	4.9	28	1	6	45	7.5	12	0
2013	Miami	16	15	177	709	4.0	49	2	26	170	6.5	22	0
2014	Miami	16	16	216	1099	5.1	97t	8	38	275	7.2	20	1
2015	Miami	6	6	70	419	6.0	85t	2	15	123	17.6	54t	1
CAREER TOTALS		52	38	514	2,477	4.8	97t	13	85	643	7.6	54t	2



55 // LB

KOA
MISI

HT: 6-3 // WT: 255 // BORN: 1/17/87 // COLLEGE: UTAH *10
ACQUIRED: D2, 2010 // NFL: SIXTH SEASON // DOLPHINS: SIXTH SEASON

PRO CAREER

2015 - Posted first start of the season and recorded 11 tackles and one tackle for a loss in 17-10 victory at Washington (9/13) ... Tied his career high with 11 tackles (nine solo tackles) ... The last time he notched 11 tackles was at Houston on Sept. 9, 2012 ... Recorded four tackles at Jacksonville (9/20) ... Named captain and started vs. Buffalo (9/27), registering six tackles including one tackle for a loss ... Registered eight tackles and one pass defended vs. New York Jets (10/4) ... Racked eight tackles, including two for a loss in start at Tennessee (10/18) ... Registered three tackles, including one for a loss in 44-26 victory vs. Houston (10/25) ... Helped the defense hold Houston's offense to zero first downs in their first seven drives of the game.

2015 GAME-BY-GAME STATISTICS

DATE	OPPONENT	P/S	TCKSOLO	AST	SK	YDS	INT	YDS	PD	FF	FR
9/13	at Washington	1/1	11	9	2	0.0	0	0	0	0	0
9/20	at Jacksonville	1/1	4	2	2	0.0	0	0	0	0	0
9/27	BUFFALO	1/1	6	6	0	0.0	0	0	0	0	0
10/4	N.Y. JETS	1/1	8	5	3	0.0	0	0	0	0	0
10/18	at Tennessee	1/1	8	6	2	0.0	0	0	0	0	0
10/25	HOUSTON	1/1	3	3	0	0.0	0	0	0	0	0
10/29	at New England										
11/8	at Buffalo										
11/15	at Philadelphia										
11/22	DALLAS										
11/29	at N.Y. Jets										
12/6	BALTIMORE										
12/14	N.Y. GIANTS										
12/20	at San Diego										
12/27	INDIANAPOLIS										
1/3	NEW ENGLAND										
2015 TOTALS		6/6	40	31	9	0.0	0	0	0	0	0

KOA MISI'S NFL REGULAR SEASON STATISTICS

YEAR	TEAM	GP	GS	TACKLES				YDS	INTERCEPTIONS					FUMBLES		
				TOT	SOLO	ASST	SK		NO	YDS	LG	TD	PD	FF	FR	YDS
2010	Miami	16	11	41	29	12	4.5	19.5	0	0	-	0	2	0	2	0
2011	Miami	12	9	31	23	8	1.0	7.0	0	0	-	0	1	0	0	0
2012	Miami	14	14	60	47	13	3.5	15.5	0	0	-	0	2	1	0	0
2013	Miami	15	12	54	34	20	2.0	16.0	0	0	-	0	3	0	0	0
2014	Miami	11	11	64	49	15	1.0	8.0	0	0	-	0	1	0	1	0
2015	Miami	6	6	40	31	9	0.0	0.0	0	0	-	0	0	0	0	0
NFL TOTALS		74	64	290	213	77	12.0	66.0	0	0	-	0	9	2	3	0



90 // DT

EARL MITCHELL

HT: 6-3 // WT: 310 // BORN: 9/25/87 // COLLEGE: ARIZONA '10
ACQUIRED: UFA, 2014 (HOU.) // NFL: SIXTH SEASON // DOLPHINS: SECOND SEASON

PRO CAREER

2015 - Registered four tackles in first start of the season at Washington (9/13) ... Registered one tackle in start at Jacksonville (9/20) ... Registered one tackle for a loss in start vs. Buffalo (9/27) ... Started and recorded three tackles, including one tackle for a loss vs New York Jets (10/4) ... Recorded three tackles in start at Tennessee (10/18) ... Also played on six offensive snaps at fullback ... Increased his consecutive games played streak to 79, the third-most in the NFL among active defensive tackles in start vs Houston (10/25) ... Recorded three tackles and helped the defense hold Houston's offense to zero first downs in their first seven drives of the game ... Served as a captain.

2015 GAME-BY-GAME STATISTICS

DATE	OPPONENT	P/S	TCKSOLO	AST	SK	YDS	INT	YDS	PD	FF	FR
9/13	at Washington	1/1	4	3	1	0.0	0.0	0	0	0	0
9/20	at Jacksonville	1/1	1	0	1	0.0	0.0	0	0	0	0
9/27	BUFFALO	1/1	1	1	0	0.0	0.0	0	0	0	0
10/4	N.Y. JETS	1/1	3	2	1	0.0	0.0	0	0	0	0
10/18	at Tennessee	1/1	3	3	0	0.0	0.0	0	0	0	0
10/25	HOUSTON	1/1	3	2	1	0.0	0.0	0	0	0	0
10/29	at New England										
11/8	at Buffalo										
11/15	at Philadelphia										
11/22	DALLAS										
11/29	at N.Y. Jets										
12/6	BALTIMORE										
12/14	N.Y. GIANTS										
12/20	at San Diego										
12/27	INDIANAPOLIS										
1/3	NEW ENGLAND										
2015 TOTALS		6/6	15	11	4	0.0	0.0	0	0	0	0

EARL MITCHELL'S NFL REGULAR SEASON STATISTICS

YEAR	TEAM	GP GS		TACKLES					INTERCEPTIONS					FUMBLES		
				TOT	SOLO	ASST	SK	YDS	NO	YDS	LG	TD	PD	FF	FR	YDS
2010	Houston	15	0	28	18	10	1.0	8.0	0	0	-	0	0	0	0	0
2011	Houston	16	0	27	14	13	1.0	0.0	0	0	-	0	1	0	2	0
2012	Houston	16	3	31	19	12	0.0	0.0	0	0	-	0	3	1	0	0
2013	Houston	16	14	48	30	18	1.5	9.5	0	0	-	0	0	0	0	0
2014	Miami	16	4	33	21	12	2.0	12.0	0	0	-	0	1	0	0	0
2015	Miami	6	6	15	11	4	0.0	0.0	0	0	-	0	0	0	0	0
NFL TOTALS		85	27	182	113	69	5.5	29.5	0	0	-	0	5	1	2	0
MIAMI TOTALS		21	10	48	32	16	2.0	12.0	0	0	-	0	1	0	0	0



8 // QB

MATT
MOORE

HT: 6-3 // WT: 220 // BORN: 8/9/84 // COLLEGE: OREGON STATE '07
ACQUIRED: UFA, 2011 (CAR.) // NFL: NINTH SEASON // DOLPHINS: FIFTH SEASON

PRO CAREER

2015 - Did not play at Washington (9/13) ... Did not play at Jacksonville (9/20) ... Did not play vs. Buffalo (9/27) ... Did not play vs New York Jets (10/4) ... Did not play at Tennessee (10/18) ... Made his season debut and completed one pass for 14 yards in 44-26 victory vs. Houston (10/25).

2015 GAME-BY-GAME STATISTICS

DATE	OPPONENT	PASSING							RUSHING					W/L	SCORE
		P/S	ATT	CMP	YDS	PCT	TD	INT	LG	TKLD	ATT	YDS	LG	TD	
9/13	at Washington								Did Not Play						
9/20	at Jacksonville								Did Not Play						
9/27	BUFFALO								Did Not Play						
10/4	N.Y. JETS								Did Not Play						
10/18	at Tennessee								Did Not Play						
10/25	HOUSTON	1/0	1	1	14	100	0	0	14	0/0	3	-2	0	0	W 44-26
10/29	at New England														
11/8	at Buffalo														
11/15	at Philadelphia														
11/22	DALLAS														
11/29	at N.Y. Jets														
12/6	BALTIMORE														
12/14	N.Y. GIANTS														
12/20	at San Diego														
12/27	INDIANAPOLIS														
1/3/10	NEW ENGLAND														
2015	TOTALS	1/0	1	1	14	100	0	0	14	0/0	3	-2	0	0	3-3

MATT MOORE'S NFL REGULAR SEASON PASSING STATISTICS

YEAR	TEAM	GP	GS	ATT.	CMP.	PCT.	YDS		TD	INT.	LG	SK	YDS	
							YDS	ATT.					LST	RATE
2007	Carolina	9	3	111	63	56.8	730	6.6	3	5	57	6	40	67.0
2008	Carolina	INACTIVE												
2009	Carolina	7	5	138	85	61.6	1053	7.6	8	2	66	9	78	98.5
2010	Carolina	6	5	143	79	55.2	857	6.0	5	10	39	13	90	55.6
2011	Miami	13	12	347	210	60.5	2497	7.2	16	9	65t	36	229	87.1
2012	Miami	2	0	19	11	57.9	131	6.9	1	0	37	2	9	96.6
2013	Miami	1	0	6	2	33.3	53	8.8	0	2	50	0	0	27.1
2014	Miami	2	0	4	2	50.0	21	5.3	0	0	14	0	0	65.6
2015	Miami	1	0	1	1	100.0	14	14	0	0	14	0	0	118.8
NFL TOTALS		41	25	769	453	58.9	5356	7.0	33	28	66	66	446	79.2
MIAMI TOTALS		19	12	377	226	59.9	2716	7.2	17	11	65t	38	238	84.8

Career Regular Season Record As A Starter: (Carolina) 2-1 in 2007, 4-1 in 2009, 1-4 in 2010; (Miami) 6-6 in 2011 for total of 13-12.

MATT MOORE'S NFL REGULAR SEASON RUSHING STATISTICS

YEAR	TEAM	NO.	YDS.	AVG.	LG	TD
2007	Carolina	3	5	1.7	5	0
2008	Carolina	INACTIVE				
2009	Carolina	12	-3	-0.3	5	0
2010	Carolina	5	25	5.0	8	0
2011	Miami	32	65	2.0	16	2
2012	Miami	5	-3	-0.6	1	0
2013	Miami	0	0	0.0	0	0
2014	Miami	2	-2	-1.0	-1	0
2015	Miami	3	-2	-0.7	0	0
NFL TOTALS		60	85	1.4	16	2
MIAMI TOTALS		39	58	1.5	16	2



94 // DT

C.J. MOSLEY

HT: 6-2 // WT: 315 // BORN: 8/6/83 // COLLEGE: OREGON STATE '07
ACQUIRED: UFA, 2015 (DET.) // NFL: 11TH SEASON // DOLPHINS: FIRST SEASON

PRO CAREER

2015 - Made Dolphins debut and recorded one tackle in 17-10 victory at Washington (9/13) ... Played on defense at Jacksonville (9/20) ... Saw action on 21 snaps on defense vs. Buffalo (9/27) ... Saw action on defense and special teams vs New York Jets (10/4) ... Posted one quarterback hit in 38-10 victory at Tennessee (10/18) ... Registered two tackles in 44-26 win vs. Houston (10/25) ... Helped the defense hold Houston's offense to zero first downs in their first seven drives of the game.

2015 GAME-BY-GAME STATISTICS

DATE	OPPONENT	P/S	TCK	SOLO	AST	SK	YDS	INT	YDS	PD	FF	FR
9/13	at Washington	1/0	1	1	0	0.0	0.0	0	0	0	0	0
9/20	at Jacksonville	1/0	0	0	0	0.0	0.0	0	0	0	0	0
9/27	BUFFALO	1/0	0	0	0	0.0	0.0	0	0	0	0	0
10/4	N.Y. JETS	1/0	0	0	0	0.0	0.0	0	0	0	0	0
10/18	at Tennessee											
10/25	HOUSTON											
10/29	at New England											
11/8	at Buffalo											
11/15	at Philadelphia											
11/22	DALLAS											
11/29	at N.Y. Jets											
12/6	BALTIMORE											
12/14	N.Y. GIANTS											
12/20	at San Diego											
12/27	INDIANAPOLIS											
1/3	NEW ENGLAND											
2015 TOTALS		4/0	1	1	0	0.0	0.0	0	0	0	0	0

C.J. MOSLEY'S NFL REGULAR SEASON STATISTICS

YEAR	TEAM	GP	GS	TACKLES					INTERCEPTIONS					FUMBLES		
				TOT	SOLO	ASST	SK	YDS	NO	YDS	LG	TD	PD	FF	FR	YDS
2005	Minnesota	12	2	19	15	4	3.0	17.0	0	0	-	0	1	1	0	0
2006	N.Y. Jets	6	0	7	6	1	1.0	6.0	0	0	-	0	0	0	0	0
2007	N.Y. Jets	14	2	15	10	5	2.5	13.0	0	0	-	0	0	2	0	0
2008	N.Y. Jets	16	1	17	13	4	1.5	9.5	0	0	-	0	2	0	0	0
2009	Cleveland	12	1	18	13	5	0.0	0.0	0	0	-	0	0	0	0	0
2010	Jacksonville	8	0	1	1	0	0.0	0.0	0	0	-	0	0	0	0	0
2011	Jacksonville	15	3	24	14	10	1.0	8.0	0	0	-	0	0	1	0	0
2012	Jacksonville	16	13	45	36	9	2.5	26.5	0	0	-	0	0	1	3	0
2013	Detroit	16	1	16	12	4	0.0	0.0	0	0	-	0	0	1	1	0
2014	Detroit	15	8	26	17	9	2.5	16.5	0	0	-	0	0	1	0	0
2015	Miami	4	0	1	1	0	0.0	0.0	0	0	-	0	0	0	0	0
NFL TOTALS		134	31	189	138	51	14.0	96.5	0	0	-	0	3	7	4	0



11 // WR DEVANTE PARKER

HT: 6-3 // WT: 208 // BORN: 1/20/93 // COLLEGE: LOUISVILLE '15
DRAFT: D1, 14 // NFL: ROOKIE SEASON // DOLPHINS: ROOKIE SEASON

PRO CAREER

2015 - Made his NFL debut in 17-10 win at Washington (9/13) ... Recorded first reception of career for three yards at Jacksonville (9/20) ... Caught three passes for 27 yards vs. Buffalo (9/27) ... Played in 23 offensive snaps vs New York Jets (10/4) ... Saw action at wide receiver in a 38-10 victory at Tennessee (10/18) ... Saw action in 18 snaps on offense in 44-26 victory over Houston (10/25).

2015 GAME-BY-GAME STATISTICS

DATE	OPPONENT	P/S	NO.	RECEIVING			ATT.	RUSHING			W/L	SCORE
				YDS.	LG	TD		YDS.	LG	TD		
9/13	at Washington	1/0	0	0	0	0	0	0	0	0	W	17-10
9/20	at Jacksonville	1/0	1	3	3	0	0	0	0	0	L	23-20
9/27	BUFFALO	1/0	3	27	19	0	0	0	0	0	L	41-14
10/2	NEW YORK JETS	1/0	0	0	0	0	0	0	0	0	L	27-14
10/18	at Tennessee	1/0	0	0	0	0	0	0	0	0	W	38-10
10/25	HOUSTON	1/0	0	0	0	0	0	0	0	0	W	44-26
10/29	at New England											
11/8	at Buffalo											
11/15	at Philadelphia											
11/22	DALLAS											
11/29	at New York Jets											
12/6	BALTIMORE											
12/14	NEW YORK GIANTS											
12/20	at San Diego											
12/27	INDIANAPOLIS											
1/3	NEW ENGLAND											
2015 TOTALS		6/0	4	30	19	0	0	0	0	0	3-2	

DEVANTE PARKER'S NFL REGULAR SEASON STATISTICS

YEAR	TEAM	GP	GS	RECEIVING					RUSHING				
				NO.	YDS.	AVG.	LG	TD	ATT.	YDS.	AVG.	LG	TD
2015	Miami	6	0	4	30	8.5	19	0	0	0	-	-	0



42 // LB

SPENCER PAYSINGER

HT: 6-2 // WT: 250 // BORN: 6/28/88 // COLLEGE: OREGON '11
ACQUIRED: UFA, 2015 (NYG) // NFL: FIFTH SEASON // DOLPHINS: FIRST SEASON

PRO CAREER

2015 - Registered one special teams tackle in Dolphins debut against Washington (9/13) ... Posted one tackle on defense and one special teams tackle at Jacksonville (9/20) ... Named captain and played 26 snaps on special teams vs. Buffalo (9/27) ... Registered a season-high five tackles vs. New York Jets (10/4) ... Played 17 special teams snaps and recorded one special teams tackle in a 38-10 win at Tennessee (10/18) ... Played 20 snaps on special teams in 44-26 win vs. Houston (10/25).

2015 GAME-BY-GAME STATISTICS

DATE	OPPONENT	P/S	TCKSOLO	AST	SK	YDS	INT	YDS	PD	FF	FR
9/13	at Washington	1/0	0	0	0	0.0	0	0	0	0	0
9/20	at Jacksonville	1/0	1	0	1	0.0	0	0	0	0	0
9/27	BUFFALO	1/0	0	0	0	0.0	0	0	0	0	0
10/4	N.Y. JETS	1/0	5	4	1	0.0	0	0	0	0	0
10/18	at Tennessee	1/0	0	0	0	0.0	0	0	0	0	0
10/25	HOUSTON										
10/29	at New England										
11/8	at Buffalo										
11/15	at Philadelphia										
11/22	DALLAS										
11/29	at N.Y. Jets										
12/6	BALTIMORE										
12/14	N.Y. GIANTS										
12/20	at San Diego										
12/27	INDIANAPOLIS										
1/3	NEW ENGLAND										
2015 TOTALS		5/0	6	4	2	0	0	0	0	0	0

SPENCER PAYSINGER'S NFL REGULAR SEASON STATISTICS

YEAR	TEAM	GP	GS	TACKLES					INTERCEPTIONS					FUMBLES		
				TOT	SOLO	ASST	SK	YDS	NO	YDS	LG	TD	PD	FF	FR	YDS
2011	N.Y. Giants	15	0	5	5	0	0.0	0.0	0	0	0	0	0	0	1	0
2012	N.Y. Giants	16	3	19	11	8	0.0	0.0	0	0	0	0	0	1	1	0
2013	N.Y. Giants	16	10	66	58	8	1.0	0.0	0	0	0	0	1	0	1	0
2014	N.Y. Giants	15	1	5	4	1	0.0	0.0	0	0	0	0	0	0	0	0
2015	Miami	5	0	6	4	2	0.0	0.0	0	0	0	0	0	0	0	0
NFL TOTALS		67	14	101	82	19	1.0	0.0	0	0	0	0	1	1	3	0



97 // DT

JORDAN PHILLIPS

HT: 6-6 // WT: 330 // BORN: 10/15/92 // COLLEGE: OKLAHOMA '15
DRAFT: D2, 52 // NFL: ROOKIE SEASON // DOLPHINS: ROOKIE SEASON

PRO CAREER

2015 - Made NFL debut at Washington (9/13) ... Recorded first sack of career for an eight-yard loss ... Played on defense at Jacksonville (9/20) ... Inactive vs. Buffalo (9/27) ... Saw action on defense and special teams vs New York Jets (10/4) ... Played in 26 defensive snaps in a 38-10 win at Tennessee (10/18) ... Recorded one tackle vs. Houston (10/25) ... Helped the defense hold Houston's offense to zero first downs in their first seven drives of the game.

2015 GAME-BY-GAME STATISTICS

DATE	OPPONENT	P/S	TCK	SOLO	AST	SK	YDS	INT	YDS	PD	FF	FR
9/13	at Washington	1/0	1	1	0	1.0	8.0	0	0	0	0	0
9/20	at Jacksonville	1/0	0	0	0	0.0	0.0	0	0	0	0	0
9/27	BUFFALO					Inactive						
10/4	N.Y. JETS	1/0	0	0	0	0.0	0.0	0	0	0	0	0
10/18	at Tennessee	1/0	0	0	0	0.0	0.0	0	0	0	0	0
10/25	HOUSTON	1/0	1	1	0	0.0	0.0	0	0	0	0	0
10/29	at New England											
11/8	at Buffalo											
11/15	at Philadelphia											
11/22	DALLAS											
11/29	at N.Y. Jets											
12/6	BALTIMORE											
12/14	N.Y. GIANTS											
12/20	at San Diego											
12/27	INDIANAPOLIS											
1/3	NEW ENGLAND											
2015 TOTALS		5/0	2	2	0	1.0	8.0	0	0	0	0	0

JORDAN PHILLIPS' NFL REGULAR SEASON STATISTICS

YEAR	TEAM	GP	GS	TACKLES					INTERCEPTIONS					FUMBLES		
				TOT	SOLO	ASST	SK	YDS	NO	YDS	LG	TD	PD	FF	FR	YDS
2015	Miami	5	0	2	2	0	1.0	8.0	0	0	0	0	0	0	0	0



51 // C MIKE POUNCEY

HT: 6-5 // WT: 305 // BORN: 7/24/89 // COLLEGE: FLORIDA '11
ACQUIRED: D1, 2011 // NFL: FIFTH SEASON // DOLPHINS: FIFTH SEASON

PRO CAREER

2015 - Made first start of the season in 17-10 victory at Washington (9/13) ... Named captain for game and played in 68 offensive snaps at Jacksonville (9/20) ... Started at center vs. Buffalo (9/27) ... Started and played in all 64 offensive snaps vs. New York Jets (10/4) ... Helped the offense reach 424 total yards, including first 100-yard rushing game of the season in start at Tennessee (10/18) ... Helped lead the offense to 503 total yards in 44-26 victory vs. Houston (10/25) ... Opened lanes for RB Lamar Miller to gain 175 yards and one touchdown on 14 carries (12.5 avg.) which were the first back-to-back 100-plus rushing yard games of Miller's career ... Provided protection for QB Ryan Tannehill to have the first perfect passer rating (158.3) of his career and tie a career high of four touchdown passes.

MIKE POUNCEY'S NFL REGULAR SEASON STATISTICS

GAMES/STARTS: 2011: 16/16, 2012: 16/16, 2013: 14/14, 2014: 12/12, 2015: 5/5 **NFL TOTALS:** 63/63



79 // DE DERRICK SHELBY

HT: 6-2 // WT: 280 // BORN: 3/4/89 // COLLEGE: UTAH '12
ACQUIRED: FA, 2012 // NFL: FOURTH SEASON // DOLPHINS: FOURTH SEASON

PRO CAREER

2015 - Appeared in first game of the season in win at Washington (9/13) and recorded one tackle ... Played 52 snaps on defense, registering two tackles at Jacksonville (9/20) ... Saw action on defense vs. Buffalo (9/27) recording two tackles, including one for a loss and one quarterback hit ... Registered two tackles, including one tackle for a loss and one pass defended vs. New York Jets (10/4) ... Registered one tackle in win at Tennessee (10/18) ... Registered one tackle and one quarterback hit in 44-26 win vs. Houston (10/25).

2015 GAME-BY-GAME STATISTICS

DATE	OPPONENT	P/S	TCKSOLO	AST	SK	YDS	INT	YDS	PD	FF	FR
9/13	at Washington	1/0	1	0	1	0.0	0.0	0	0	0	0
9/20	at Jacksonville	1/0	2	1	1	0.0	0.0	0	0	0	0
9/27	BUFFALO	1/0	2	2	0	0.0	0.0	0	0	0	0
10/4	N.Y. JETS	1/0	2	2	0	0.0	0.0	0	0	1	0
10/18	at Tennessee	1/0	1	1	0	0.0	0.0	0	0	0	0
10/25	HOUSTON	1/0	1	1	0	0.0	0.0	0	0	0	0
10/29	at New England										
11/8	at Buffalo										
11/15	at Philadelphia										
11/22	DALLAS										
11/29	at N.Y. Jets										
12/6	BALTIMORE										
12/14	N.Y. GIANTS										
12/20	at San Diego										
12/27	INDIANAPOLIS										
1/3	NEW ENGLAND										
2015 TOTALS		6/0	9	7	2	0.0	0.0	0	0	1	0

DERRICK SHELBY'S NFL REGULAR SEASON STATISTICS

YEAR	TEAM	GP	GS	TACKLES					INTERCEPTIONS					FUMBLES		
				TOT	SOLO	ASST	SK	YDS	NO	YDS	LG	TD	PD	FF	FR	YDS
2012	Miami	16	0	8	7	1	0.0	0.0	0	0	-	0	0	0	0	0
2013	Miami	16	1	32	21	11	2.5	12.0	0	0	-	0	0	2	0	0
2014	Miami	15	0	26	21	5	3.0	17.0	1	2	2	0	1	0	1	0
2015	Miami	6	0	9	7	2	0.0	0.0	0	0	-	0	1	0	0	0
NFL TOTALS		53	1	75	56	19	5.5	29.0	1	2	2	0	2	2	1	0



52 // LB

KELVIN SHEPPARD

HT: 6-2 // WT: 249 // BORN: 1/2/88 // COLLEGE: LOUISIANA STATE '11
ACQUIRED: FA, 2014 // NFL: FIFTH SEASON // DOLPHINS: SECOND SEASON

PRO CAREER

2015 - Recorded first start of the season in victory at Washington (9/13) and registered five tackles ... Started at Jacksonville (9/20) recording four tackles including one tackle for a loss ... Started and registered six tackles, including two for a loss vs. Buffalo (9/27) ... Started and registered three tackles vs New York Jets (10/4) ... Posted one tackle in start at Tennessee (10/18) ... Registered two tackles in start vs Houston (10/25) ... Helped the defense hold Houston's offense to zero first downs in their first seven drives of the game.

2015 GAME-BY-GAME STATISTICS

DATE	OPPONENT	P/S	TCKSOLO	AST	SK	YDS	INT	YDS	PD	FF	FR
9/13	at Washington	1/1	5	3	2	0.0	0.0	0	0	0	0
9/20	at Jacksonville	1/1	4	2	2	0.0	0.0	0	0	0	0
9/27	BUFFALO	1/1	6	6	0	0.0	0.0	0	0	0	0
10/4	N.Y. JETS	1/1	3	1	2	0.0	0.0	0	0	0	0
10/18	at Tennessee	1/1	1	1	0	0.0	0.0	0	0	0	0
10/25	HOUSTON	1/1	2	2	0	0.0	0.0	0	0	0	0
10/29	at New England										
11/8	at Buffalo										
11/15	at Philadelphia										
11/22	DALLAS										
11/29	at N.Y. Jets										
12/6	BALTIMORE										
12/14	N.Y. GIANTS										
12/20	at San Diego										
12/27	INDIANAPOLIS										
1/3	NEW ENGLAND										
2015 TOTALS		6/6	21	15	6	0.0	0.0	0	0	0	0

KELVIN SHEPPARD'S NFL REGULAR SEASON STATISTICS

YEAR	TEAM	GP	GS	TACKLES					INTERCEPTIONS					FUMBLES		
				TOT	SOLO	ASST	SK	YDS	NO	YDS	LG	TD	PD	FF	FR	YDS
2011	Buffalo	16	9	61	42	19	0.0	0.0	0	0	-	0	1	0	1	0
2012	Buffalo	16	15	77	53	24	2.0	17.0	0	0	-	0	1	0	0	0
2013	Indianapolis	15	7	43	18	25	1.0	9.0	0	0	-	0	1	0	0	0
2014	Miami	14	1	20	14	6	0.0	0.0	0	0	-	0	0	1	0	0
2015	Miami	5	5	19	13	6	0.0	0.0	0	0	-	0	0	0	0	0
NFL TOTALS		67	38	222	142	80	3.0	26.0	0	0	-	0	3	1	1	0
MIAMI TOTALS		20	7	41	29	12	0.0	0.0	0	0	-	0	0	0	0	0



80 // TE

DION
SIMS

HT: 6-4 // WT: 268 // BORN: 2/18/91 // COLLEGE: MICHIGAN STATE '14
ACQUIRED: D4B, 2013 // NFL: THIRD SEASON // DOLPHINS: THIRD SEASON

PRO CAREER

2015 - Appeared in first game of the season at Washington (9/13) ... Inactive at Jacksonville (9/20) ... Inactive vs. Buffalo (9/27) ... Inactive vs New York Jets (10/4) ... Caught four passes for 33 yards, including a two-yard touchdown reception in a win at Tennessee (10/18) ... Caught one pass for in 44-26 victory vs. Houston (10/25).

2015 GAME-BY-GAME STATISTICS

DATE	OPPONENT	P/S	NO.	RECEIVING			ATT.	RUSHING			TD	W/L	SCORE
				YDS.	LG	TD		YDS.	LG	TD			
9/13	at Washington	1/0	0	0	0	0	0	0	0	0	0	W	17-10
9/20	at Jacksonville						Inactive						
9/27	BUFFALO						Inactive						
10/2	NEW YORK JETS						Inactive						
10/18	at Tennessee	1/0	4	33	16	1	0	0	0	0	0	W	38-10
10/25	HOUSTON	1/0	1	-3	-3	0	0	0	0	0	0	W	44-26
10/29	at New England												
11/8	at Buffalo												
11/15	at Philadelphia												
11/22	DALLAS												
11/29	at New York Jets												
12/6	BALTIMORE												
12/14	NEW YORK GIANTS												
12/20	at San Diego												
12/27	INDIANAPOLIS												
1/3	NEW ENGLAND												
2015 TOTALS		3/0	5	30	16	1	0	0	0	0	0	3-3	

DION SIMS' NFL REGULAR SEASON STATISTICS

YEAR	TEAM	GP	GS	RECEIVING					RUSHING				
				NO.	YDS.	AVG.	LG	TD	ATT.	YDS.	AVG.	LG	TD
2013	Miami	15	5	6	32	5.3	8	1	0	0	-	0	0
2014	Miami	14	2	24	284	11.8	38	2	0	0	0	0	0
2015	Miami	3	0	5	30	6.0	16	1	0	0	0	0	0
NFL TOTALS		32	7	35	346	9.9	38	4	0	0	0	0	0



10 // WR

KENNY
STILLS

HT: 6-0 // WT: 198 // BORN: 4/22/92 // COLLEGE: OKLAHOMA '13
ACQUIRED: T, 2015 (N.O.) // NFL: THIRD SEASON // DOLPHINS: FIRST SEASON

PRO CAREER

2015 - Made Dolphins debut in 17-10 victory at Washington (9/13) and caught one pass for 12 yards ... Saw action at wide receiver at Jacksonville (9/20) catching two passes for eight yards ... Played 41 snaps on offense vs. Buffalo (9/27) ... Caught first touchdown of the season and finished with five receptions for 81 yards and one touchdown vs. New York Jets (10/4) ... Made first start of the season and caught two passes for 46 yards in a 38-10 win at Tennessee (10/18) ... Started and played 48 offensive stats in 44-26 victory vs Houston (10/25).

2015 GAME-BY-GAME STATISTICS

DATE	OPPONENT	P/S	RECEIVING				RUSHING				W/L	SCORE
			NO.	YDS.	LG	TD	ATT.	YDS.	LG	TD		
9/13	at Washington	1/0	1	12	12	0	0	0	0	0	W	17-10
9/20	at Jacksonville	1/0	2	8	8	0	0	0	0	0	L	23-20
9/27	BUFFALO	1/0	0	0	0	0	0	0	0	0	L	41-14
10/2	NEW YORK JETS	1/0	5	81	42	1	0	0	0	0	L	27-14
10/18	at Tennessee	1/1	2	46	38	0	0	0	0	0	W	38-10
10/25	HOUSTON	1/1	0	0	-	0	0	0	-	0	W	44-26
10/29	at New England											
11/8	at Buffalo											
11/15	at Philadelphia											
11/22	DALLAS											
11/29	at New York Jets											
12/6	BALTIMORE											
12/14	NEW YORK GIANTS											
12/20	at San Diego											
12/27	INDIANAPOLIS											
1/3	NEW ENGLAND											
2015 TOTALS			6/2	10	147	42	1	0	0	0	3-3	

KENNY STILLS' NFL REGULAR SEASON STATISTICS

YEAR	TEAM	GP	GS	RECEIVING					RUSHING				
				NO.	YDS.	AVG.	LG	TD	ATT.	YDS.	AVG.	LG	TD
2013	New Orleans	16	10	32	641	20.0	76t	5	3	10	3.3	4	0
2014	New Orleans	15	6	63	931	14.8	69t	3	1	-2	-2.0	-2	0
2015	Miami	6	2	10	147	14.7	42	1	0	0	-	-	0
NFL TOTALS		36	17	105	1,719	16.4	76t	9	4	8	2.0	4	0



86 // TE

JAKE STONEBURNER

HT: 6-3 // WT: 250 // BORN: 8/25/89 // COLLEGE: MIAMI (FLA.) '12
ACQUIRED: FA, 2015 // NFL: SECOND SEASON // DOLPHINS: FIRST SEASON

PRO CAREER

2015 - Signed to Miami's active roster on September 14, 2015 ... Made Dolphins debut and caught first career touchdown at Jacksonville (9/20), finishing with two receptions for 18 yards and one touchdown ... Became the first player to catch a touchdown on his first career reception since TE Kory Sperry scored on a 5-yard touchdown pass from QB Chad Henne against Tampa Bay on November 15, 2009 ... Caught one pass for 13 yards vs. Buffalo (9/27) ... Caught two passes for 16 yards and one touchdown vs New York Jets (10/4) ... Played one offensive snap in victory at Tennessee (10/18) ... Inactive vs Houston (10/25).

2015 GAME-BY-GAME STATISTICS

DATE	OPPONENT	P/S	NO.	RECEIVING			RUSHING				W/L	SCORE
				YDS.	LG	TD	ATT.	YDS.	LG	TD		
9/13	at Washington						Practice Squad					
9/20	at Jacksonville	1/0	2	18	13	1	0	0	0	0	L	23-20
9/27	BUFFALO	1/0	1	13	13	0	0	0	0	0	L	41-14
10/2	NEW YORK JETS	1/0	2	16	8	1	0	0	0	0	L	27-14
10/18	at Tennessee	1/0	0	0	0	0	0	0	0	0	W	38-10
10/25	HOUSTON						Inactive					
10/29	at New England											
11/8	at Buffalo											
11/15	at Philadelphia											
11/22	DALLAS											
11/29	at New York Jets											
12/6	BALTIMORE											
12/14	NEW YORK GIANTS											
12/20	at San Diego											
12/27	INDIANAPOLIS											
1/3	NEW ENGLAND											
2015 TOTALS		3/0	5	47	13	2	0	0	0	0	2-3	

JAKE STONEBURNER'S NFL REGULAR SEASON STATISTICS

YEAR	TEAM	GP	GS	RECEIVING				RUSHING			
				NO.	YDS.	AVG.	LG	TD	ATT.	YDS.	AVG.
2013	Green Bay	9	0	0	0	-	0	0	0	0	-
2015	Miami	4	0	5	47	9.4	13	2	0	0	-
NFL TOTALS		12	0	5	47	9.4	13	2	0	0	0



93 // DT NDAMUKONG SUH

HT: 6-4 // WT: 320 // BORN: 1/6/87 // COLLEGE: NEBRASKA '09
ACQUIRED: UFA, 2015 (DET.) // NFL: SIXTH SEASON // DOLPHINS: FIRST SEASON

PRO CAREER


2015 - Made Dolphins debut in start at Washington (9/13) and recorded 2 tackles ... Registered one tackle in start at Jacksonville (9/20) ... Started and racked up four tackles, including two for a loss vs. Buffalo (9/27) ... Started and registered three tackles, including one tackle for a loss vs New York Jets (10/4) ... Registered one tackle and two passes defended in 38-10 victory at Tennessee (10/18) ... Registered six tackles, including 2.0 sacks and two passes defended vs Houston (10/25) ... Recorded first sacks of the season and first as a member of the Dolphins ... Helped the defense hold Houston's offense to zero first downs in their first seven drives of the game ... Tied a career high for most sacks (2.0) in game.

2015 GAME-BY-GAME STATISTICS

DATE	OPPONENT	P/S	TCKSOLO	AST	SK	YDS	INT	YDS	PD	FF	FR
9/13	at Washington	1/1	2	1	1	0.0	0.0	0	0	0	0
9/20	at Jacksonville	1/1	1	0	1	0.0	0.0	0	0	0	0
9/27	BUFFALO	1/1	4	4	0	0.0	0.0	0	0	0	0
10/4	N.Y. JETS	1/1	3	3	0	0.0	0.0	0	0	0	0
10/18	at Tennessee	1/1	1	0	1	0.0	0.0	0	0	2	0
10/25	HOUSTON	1/1	6	5	1	2.0	15.0	0	0	2	0
10/29	at New England										
11/8	at Buffalo										
11/15	at Philadelphia										
11/22	DALLAS										
11/29	at N.Y. Jets										
12/6	BALTIMORE										
12/14	N.Y. GIANTS										
12/20	at San Diego										
12/27	INDIANAPOLIS										
1/3	NEW ENGLAND										
2015 TOTALS		6/6	17	13	4	2.0	15.0	0	0	4	0

NDAMUKONG SUH'S NFL REGULAR SEASON STATISTICS

YEAR TEAM		GP GS		TACKLES					INTERCEPTIONS					FUMBLES		
				TOT	SOLO	ASST	SK	YDS	NO	YDS	LG	TD	PD	FF	FR	YDS
2010	Detroit	16	16	66	49	17	10.0	47.5	1	20	20	0	3	1	1	17
2011	Detroit	14	14	36	26	10	4.0	31.0	0	0	-	0	1	0	0	0
2012	Detroit	16	16	34	24	10	8.0	67.0	0	0	-	0	2	0	0	0
2013	Detroit	16	16	49	36	13	5.5	43.5	0	0	-	0	6	1	0	0
2014	Detroit	16	16	53	44	9	8.5	54.5	0	0	-	0	3	0	0	0
2015	Miami	6	6	17	13	4	2.0	15.0	0	0	-	0	4	0	0	0
NFL TOTALS		84	84	256	192	63	38.0	258.5	1	20	20	0	19	2	1	17



17 // QB RYAN TANNEHILL

HT: 6-4 // WT: 220 // BORN: 7/27/88 // COLLEGE: TEXAS A&M '12
ACQUIRED: D1, 2012 // NFL: FOURTH SEASON // DOLPHINS: FOURTH SEASON

PRO CAREER

2015 - Completed 22 passes on 34 attempts for 226 yards and one touchdown in 17-10 victory at Washington (9/13) ... Notched his eighth-career comeback victory ... 93.5 passer rating is the highest rating in an opener in his career ... Completed 30 passes on 44 attempts for 359 yards and two touchdowns, with three rushing attempts for 17 yards in start at Jacksonville (9/20) ... Finished the first half by completing 14-of-19 passes for 175 yards and one touchdown, good for a 119.4 passer rating ... The 119.4 passer rating was the fifth-highest in the first half of a game in his career ... His 359 passing yards were the third-highest in a game in his career and it was his ninth game throwing for more than 300 yards in a game ... His 48-yard completion to WR Rishard Matthews was the fourth-longest first quarter pass in his career, behind a 67-yard completion to TE Charles Clay at Indianapolis (9/15/13), a 57-yard touchdown to WR Mike Wallace vs. Carolina (11/24/13) and a 50-yarder to Wallace at New England (12/14/14) ... With his 108.0 passer rating against the Jaguars, he surpassed the 100.0 passer rating mark for the 11th time in his career ... With his 17 rushing yards, he surpassed David Woodley for the third-most rushing yards by a quarterback in Dolphins history (784 yards) ... Started and posted 26 completions on 49 attempts for 297 yards, two touchdowns and three interceptions vs. Buffalo (9/27) ... With his first 10 pass attempts without an interception to start the game, Tannehill surpassed QB Dan Marino's team record (156 - 3rd game through 8th in 1997) for consecutive passes without an interception ... He threw 160-straight passes before throwing an interception in the first quarter, which was also his first of the season ... Completed 19-of-44 passes for two touchdowns and two interceptions in start vs. New York Jets (10/4) ... Completed 22 passes on 29 attempts for 266 yards, two touchdowns and two interceptions at Tennessee (10/18) ... Completed 18-of-19 passes for 282 yards and four touchdowns for a perfect 158.3 passer rating in 44-26 win vs. Houston (10/25) ... By completing his last seven attempts at Tennessee and his first 18 attempts vs. Houston, his 25 consecutive completions set a NFL record ... With his three first half touchdown passes for 50-plus yards, he became first NFL quarterback since Randall Cunningham in 1998 with three 50-plus yard TD passes in first half of a game ... With his four touchdown passes he tied his career high with his four-touchdown effort vs. Minnesota on Dec. 21, 2014 ... He completed 94.7 percent of his pass attempts (18-of-19), which set a team record for highest completion percentage in a single-game, surpassing the previous record of 92.3 percent (12-of-13) by Bob Griese vs. New England on Dec. 18, 1978.

2015 GAME-BY-GAME STATISTICS

PASSING											RUSHING						
DATE	OPPONENT	P/S	ATT	CMP	YDS	PCT	TD	INT	LG	TKLD	ATT	YDS	LG	TD	W/L	SCORE	
9/13	at Washington	1/1	34	22	226	64.7	1	0	27	3/44	3	7	5	0	W	17-10	
9/20	at Jacksonville	1/1	44	30	359	68.2	2	0	48	2/15	3	17	9	0	L	23-20	
9/27	BUFFALO	1/1	49	26	297	53.1	2	3	46	2/8	1	-1	-1	0	L	41-14	
10/4	N.Y. JETS	1/1	44	19	198	43.2	2	2	42	3/31	1	4	4	0	L	27-14	
10/18	at Tennessee	1/1	29	22	266	75.9	2	2	38	2/12	2	14	10	0	W	38-10	
10/25	HOUSTON	1/1	19	18	282	94.7	4	0	54t	4/41	1	3	3	0	W	44-26	
10/29	at New England																
11/8	at Buffalo																
11/15	at Philadelphia																
11/22	DALLAS																
11/29	at N.Y. Jets																
12/6	BALTIMORE																
12/14	N.Y. GIANTS																
12/20	at San Diego																
12/27	INDIANAPOLIS																
1/3/10	NEW ENGLAND																
2015	TOTALS	6/6	219	137	1,628	62.6	13	7	54t	16/151	11	44	10	0	3-3		

RYAN TANNEHILL'S NFL REGULAR SEASON PASSING STATISTICS

YEAR	TEAM	GP	GS	ATT.	CMP.	PCT.	YDS				LG	SK	YDS		
							YDS	ATT.	TD	INT.			LST	RATE	
2012	Miami	16	16	484	282	58.3	3,294	6.8	12	13	80t	35	234	76.1	
2013	Miami	16	16	588	355	60.4	3,913	6.7	24	17	67	58	399	81.7	
2014	Miami	16	16	590	392	56.3	4,045	6.9	27	12	50	46	337	92.8	
2015	Miami	6	6	219	137	62.6	1,628	7.4	13	7	54t	16	151	91.7	
CAREER TOTALS		54	54	1,881	1,166	61.9	12,880	6.8	76	49	80t	155	1,121	84.9	

Career Regular Season Record As A Starter: 7-9 in 2012; 8-8 in 2013; 8-8 in 2014; 2015 1-2 for total of 24-27.

RYAN TANNEHILL'S NFL REGULAR SEASON RUSHING STATISTICS

YEAR	TEAM	NO.	YDS.	AVG.	LG	TD
2012	Miami	49	211	4.3	31	2
2013	Miami	40	238	6.0	48	1
2014	Miami	56	311	5.6	40	1
2015	Miami	11	44	4.0	9	0
CAREER TOTALS		155	798	5.1	48	4



22 // CB

JAMAR TAYLOR

HT: 5-10 // WT: 198 // BORN: 9/29/90 // COLLEGE: BOISE STATE '13
ACQUIRED: D2, 2013 // NFL: THIRD SEASON // DOLPHINS: THIRD SEASON

PRO CAREER

2015 - Appeared in first game of the season in 17-10 victory at Washington (9/13) and recorded nine tackles ... Posted two tackles at Jacksonville (9/20) in a reserve role ... Registered one tackle while seeing action on defense vs. Buffalo (9/27) ... Recorded four tackles vs New York Jets (10/4) ... Registered three tackles and the first fumble recovery of his career, which led to a seven-yard touchdown run by Lamar Miller, in 38-10 victory at Tennessee (10/18) ... Started first game of the season and registered seven tackles and one passed defended in 44-26 win vs. Houston (10/25) ... Helped the defense hold Houston's offense to zero first downs in their first seven drives of the game.

2015 GAME-BY-GAME STATISTICS

DATE	OPPONENT	P/S	TCKSOLO	AST	SK	YDS	INT	YDS	PD	FF	FR
9/13	at Washington	1/0	9	6	3	0.0	0.0	0	0	0	0
9/20	at Jacksonville	1/0	2	1	1	0.0	0.0	0	0	0	0
9/27	BUFFALO	1/0	1	1	0	0.0	0.0	0	0	0	0
10/4	N.Y. JETS	1/0	4	4	0	0.0	0.0	0	0	0	0
10/18	at Tennessee	1/0	3	1	2	0.0	0.0	0	0	0	1
10/25	HOUSTON	1/1	7	6	1	0.0	0.0	0	0	1	0
10/29	at New England										
11/8	at Buffalo										
11/15	at Philadelphia										
11/22	DALLAS										
11/29	at N.Y. Jets										
12/6	BALTIMORE										
12/14	N.Y. GIANTS										
12/20	at San Diego										
12/27	INDIANAPOLIS										
1/3	NEW ENGLAND										
2015 TOTALS		6/1	26	19	7	0.0	0.0	0	0	1	0

JAMAR TAYLOR'S NFL REGULAR SEASON STATISTICS

YEAR	TEAM	GP	GS	TACKLES				INTERCEPTIONS					FUMBLES		
				TOT	SOLO	ASST	SK	YDS	NO	YDS	LG	TD	PD	FF	FR
2013	Miami	9	0	1	1	0	0.0	0.0	0	0	-	0	0	0	0
2014	Miami	12	3	29	29	0	0.0	0.0	0	0	-	0	0	0	0
2015	Miami	6	1	26	19	7	0.0	0.0	0	0	-	0	1	0	1
NFL TOTALS		27	1	56	49	7	0.0	0.0	0	0	-	0	1	0	1



63 // G DALLAS THOMAS


HT: 6-5 // WT: 315 // BORN: 10/30/89 // COLLEGE: TENNESSEE '13
ACQUIRED: D3A, 2013 // NFL: THIRD SEASON // DOLPHINS: THIRD SEASON

PRO CAREER

2015 - Made first start of the season in 17-10 victory at Washington (9/13) ... Started and played all 68 offensive snaps at Jacksonville (9/20) ... Played all 78 snaps in start vs Buffalo (9/27) ... Played in 63 offensive snaps in start vs. New York Jets (10/4) ... Played all 67 offensive snaps and helped the offense reach 424 total yards, including the first 100-yard rushing game of the season in start at Tennessee (10/18) ... Helped lead the offense to 503 total yards in 44-26 victory vs. Houston (10/25) ... Opened lanes for RB Lamar Miller to gain 175 yards and one touchdown on 14 carries (12.5 avg.) and the first back-to-back 100-plus rushing yard games of Miller's career ... Provided protection for QB Ryan Tannehill to have the first perfect passer rating (158.3) of his career and tie a career high of four touchdown passes.

DALLAS THOMAS' NFL REGULAR SEASON STATISTICS

GAMES/STARTS: 2013: 6/0, 2014: 14/9, 2015: 6/6 **NFL TOTAL: 26/15**



31 // S MICHAEL THOMAS

HT: 5-11 // WT: 201 // BORN: 3/17/90 // COLLEGE: STANFORD '12
ACQUIRED: FA, 2013 // NFL: THIRD SEASON // DOLPHINS: THIRD SEASON

PRO CAREER

2015 - Appeared in 17-10 win at Washington (9/13) and registered one tackle ... Served as a captain for the second week in a row and posted two tackles at Jacksonville (9/20) ... Made first start of the season and recorded five tackles vs. Buffalo (9/27) ... Started and racked up three tackle vs New York Jets (10/4) ... Served as a caption at Tennessee (10/18) ... Registered three tackles and one special teams tackle ... Registered five tackles and one special teams tackle in 44-26 win vs. Houston (10/25) ... Was named a captain in game vs Houston (10/25) ... Helped the defense hold Houston's offense to zero first downs in their first seven drives of the game.

2015 GAME-BY-GAME STATISTICS

DATE	OPPONENT	P/S	TCKSOLO	AST	SK	YDS	INT	YDS	PD	FF	FR
9/13	at Washington	1/0	1	1	0	0.0	0	0	0	0	0
9/20	at Jacksonville	1/0	2	2	0	0.0	0	0	0	0	0
9/27	BUFFALO	1/1	5	5	0	0.0	0	0	0	0	0
10/4	N.Y. JETS	1/1	3	3	0	0.0	0	0	0	0	0
10/18	at Tennessee	1/1	3	2	1	0.0	0	0	0	0	0
10/25	HOUSTON	1/0	5	5	0	0.0	0	0	0	0	0
10/29	at New England										
11/8	at Buffalo										
11/15	at Philadelphia										
11/22	DALLAS										
11/29	at N.Y. Jets										
12/6	BALTIMORE										
12/14	N.Y. GIANTS										
12/20	at San Diego										
12/27	INDIANAPOLIS										
1/3	NEW ENGLAND										
2015 TOTALS		6/3	19	18	1	0.0	0	0	0	0	0

MICHAEL THOMAS' NFL REGULAR SEASON STATISTICS

YEAR	TEAM	GP	GS	TACKLES					INTERCEPTIONS					FUMBLES		
				TOT	SOLO	ASST	SK	YDS	NO	YDS	LG	TD	PD	FF	FR	YDS
2012	San Francisco			PRACTICE SQUAD												
2013	Miami	3	0	2	2	0	0.0	0.0	1	0	0	0	2	0	0	0
2014	Miami	8	2	8	6	2	0.0	0.0	0	0	0	0	0	0	0	0
2015	Miami	6	3	19	18	1	0.0	0.0	0	0	0	0	0	0	0	0
NFL TOTALS		17	5	29	26	3	0.0	0.0	1	0	0	0	2	0	0	0



77 // G

BILLY
TURNER

HT: 6-5 // WT: 302 // BORN: 10/17/91 // COLLEGE: NORTH DAKOTA STATE '14
ACQUIRED: D3, 2014 // NFL: SECOND SEASON // DOLPHINS: SECOND SEASON

PRO CAREER

2015 - Appeared in first game of the season against Washington (9/13) ... Inactive at Jacksonville (9/20) ... Inactive vs. Buffalo (9/27) ... Inactive vs New York Jets (10/4) ... Made first-career start at Tennessee (10/18) and helped the offense reach 424 total yards, including the first 100-yard rushing game of the season ... Helped lead the offense to 503 total yards in 44-26 victory and start vs. Houston (10/25) ... Opened lanes for RB Lamar Miller to gain 175 yards and one touchdown on 14 carries (12.5 avg.) and the first back-to-back 100-plus rushing yard games of Miller's career ... Provided protection for QB Ryan Tannehill to have the first perfect passer rating (158.3) of his career and tie a career high of four touchdown passes.

BILLY TURNER'S NFL REGULAR SEASON STATISTICS

GAMES/STARTS: 2014: 2/0, 2015: 3/2 **NFL TOTAL: 5/2**



50 // DE OLIVIER VERNON

HT: 6-2 // WT: 275 // BORN: 10/7/90 // COLLEGE: MIAMI (FLA.) '13
ACQUIRED: D3A, 2012 // NFL: FOURTH SEASON // DOLPHINS: FOURTH SEASON

PRO CAREER

2015 - Started in first game of the season at Washington (9/13) ... Started and registered two tackles and one quarterback hit at Jacksonville (9/20) ... Appeared in his 50th career game at Jacksonville (9/20) ... Started and posted one tackle and one quarterback hit vs. Buffalo (9/27) ... Posted two tackles, including one tackle for a loss in start vs. New York Jets (10/4) ... Racked up four tackles, including two tackles for a loss and one sack for 12 yards, in start at Tennessee (10/18) ... Registered a quarterback hit in 44-26 victory over Houston (10/25) ... Helped the defense hold Houston's offense to zero first downs in their first seven drives of the game.

2015 GAME-BY-GAME STATISTICS

DATE	OPPONENT	P/S	TCKSOLO	AST	SK	YDS	INT	YDS	PD	FF	FR
9/13	at Washington	1/1	0	0	0	0.0	0	0	0	0	0
9/20	at Jacksonville	1/1	2	1	1	0.0	0	0	0	0	0
9/27	BUFFALO	1/1	1	1	0	0.0	0	0	0	0	0
10/4	N.Y. JETS	1/1	2	2	0	0.0	0	0	0	0	0
10/18	at Tennessee	1/1	4	3	1	1.0	12.0	0	0	0	0
10/25	HOUSTON	1/1	0	0	0	0.0	0	0	0	0	0
10/29	at New England										
11/8	at Buffalo										
11/15	at Philadelphia										
11/22	DALLAS										
11/29	at N.Y. Jets										
12/6	BALTIMORE										
12/14	N.Y. GIANTS										
12/20	at San Diego										
12/27	INDIANAPOLIS										
1/3	NEW ENGLAND										
2015 TOTALS		6/6	9	7	2	1.0	12.0	0	0	0	0

OLIVIER VERNON'S NFL REGULAR SEASON STATISTICS

YEAR	TEAM	GP	GS	TACKLES					INTERCEPTIONS					FUMBLES		
				TOT	SOLO	ASST	SK	YDS	NO	YDS	LG	TD	PD	FF	FR	YDS
2012	Miami	16	0	22	17	5	3.5	21.0	0	0	-	0	0	1	0	0
2013	Miami	16	14	57	46	11	11.5	65.0	0	0	-	0	0	2	0	0
2014	Miami	16	16	46	31	15	6.5	30.5	0	0	-	0	0	2	0	0
2015	Miami	6	6	9	7	2	1.0	12.0	0	0	-	0	0	0	0	0
NFL TOTALS		54	36	134	101	33	22.5	128.5	0	0	-	0	0	5	0	0



49 // LB

ZACH
VIGIL

HT: 6-2 // WT: 240 // BORN: 3/28/91 // COLLEGE: UTAH STATE '15
DRAFT: FA, 2015 // NFL: ROOKIE SEASON // DOLPHINS: ROOKIE SEASON

PRO CAREER

2015 - Made his NFL debut and registered one tackle in win at Washington (9/13) ... Saw action at linebacker and recorded one special teams tackle at Jacksonville (9/20) ... Saw action on 15 defensive snaps and recorded one tackle vs. Buffalo (9/27) ... Saw action on defense and special teams vs New York Jets (10/4) ... Made one tackle on defense and one special teams tackle in 38-10 victory at Tennessee (10/18) ... Registered one tackle and one special teams tackle in 44-26 victory vs. Houston (10/25).

2015 GAME-BY-GAME STATISTICS

DATE	OPPONENT	P/S	TCKSOLO	AST	SK	YDS	INT	YDS	PD	FF	FR
9/13	at Washington	1/0	1	1	0	0.0	0	0	0	0	0
9/20	at Jacksonville	1/0	1	1	0	0.0	0	0	0	0	0
9/27	BUFFALO	1/0	1	0	1	0.0	0	0	0	0	0
10/4	N.Y. JETS	1/0	0	0	0	0.0	0	0	0	0	0
10/18	at Tennessee	1/0	2	1	1	0.0	0	0	0	0	0
10/25	HOUSTON	1/0	1	1	0	0.0	0	0	0	0	0
10/29	at New England										
11/8	at Buffalo										
11/15	at Philadelphia										
11/22	DALLAS										
11/29	at N.Y. Jets										
12/6	BALTIMORE										
12/14	N.Y. GIANTS										
12/20	at San Diego										
12/27	INDIANAPOLIS										
1/3	NEW ENGLAND										
2015 TOTALS		6/0	6	4	2	0.0	0.0	0	0	0	0

ZACH VIGIL'S NFL REGULAR SEASON STATISTICS

YEAR TEAM		GP GS		TACKLES					INTERCEPTIONS					FUMBLES		
				TOT	SOLO	ASST	SK	YDS	NO	YDS	LG	TD	PD	FF	FR	YDS
2015	Miami	6	0	6	4	2	0.0	0.0	0	0	0	0	0	0	0	0
NFL TOTALS		6	0	6	4	2	0.0	0.0	0	0	0	0	0	0	0	0



91 // DE CAMERON WAKE

HT: 6-3 // WT: 262 // BORN: 1/30/82 // COLLEGE: PENN STATE '05
ACQUIRED: FA, 2009 // NFL: SEVENTH SEASON // DOLPHINS: SEVENTH SEASON

PRO CAREER

2015 - Started in first game of the season at Washington (9/13) ... Started at defensive end at Jacksonville (9/20) ... Started and played in 40 snaps on defense, registering one tackle and one quarterback hit vs Buffalo (9/27) ... Started and played 32 defensive snaps vs New York Jets (10/4) ... Racked up four tackles including four sacks for a loss of 25 yards and two forced fumbles at Tennessee (10/18) ... His four sacks in the first half were tied for most by an NFL player in a first half since 1991... His four sacks tied the fourth-most in a single-game in Dolphins history and are tied for the second-most in a single-game in his NFL career, behind only his 4.5 sacks at Arizona on September 30, 2012 ... With his four quarterback sacks, Wake improved his career sack total to 67.0, moving past Vern Den Herder (64.0) and Doug Betters (65.5) for the third-most sacks in Dolphins history ... With his four-sack performance Wake (two times) joined Hall of Fame DE Reggie White (three times) as the only undrafted players to have multiple career games with four-or-more sacks since the statistic became official in 1982 ... Named AFC Defensive Player of the Week ... Compiled two tackles, including 2.0 sacks with two forced fumbles in 44-26 victory over Houston (10/25) ... With his 2.0 sacks vs. Houston coupled with his 4.0 sacks last week at Tennessee, Wake passed his career high for most sacks in a two-game stretch with 6.0 ... His previous high came in 2012 when he had a total of 5.5 sacks in Weeks 4 and 5 ... Improved his career sack total to 69.0, moving past Bill Stanfill (67.5) for second-most career sacks in Dolphins history.

2015 GAME-BY-GAME STATISTICS

DATE	OPPONENT	P/S	TCKSOLO	AST	SK	YDS	INT	YDS PD	FF	FR
9/13	at Washington	1/1	0	0	0.0	0.0	0	0	0	0
9/20	at Jacksonville	1/1	0	0	0.0	0.0	0	0	0	0
9/27	BUFFALO	1/1	1	0	1	0.0	0	0	0	0
10/4	N.Y. JETS	1/1	0	0	0.0	0.0	0	0	0	0
10/18	at Tennessee	1/1	4	4	0	4.0	25.0	0	0	2
10/25	HOUSTON									
10/29	at New England									
11/8	at Buffalo									
11/15	at Philadelphia									
11/22	DALLAS									
11/29	at N.Y. Jets									
12/6	BALTIMORE									
12/14	N.Y. GIANTS									
12/20	at San Diego									
12/27	INDIANAPOLIS									
1/3	NEW ENGLAND									
2015 TOTALS		5/5	5	4	1	4.0	25.0	0	0	2

CAMERON WAKE'S NFL REGULAR SEASON STATISTICS

YEAR	TEAM	GP GS		TACKLES					INTERCEPTIONS					FUMBLES		
				TOT	SOLO	ASST	SK	YDS	NO	YDS	LG	TD	PD	FF	FR	YDS
2009	Miami	14	1	11	10	1	5.5	28.5	0	0	-	0	1	1	0	0
2010	Miami	16	16	57	48	9	14.0	89.5	0	0	-	0	4	3	0	0
2011	Miami	16	14	42	37	5	8.5	47.5	0	0	-	0	3	0	0	0
2012	Miami	16	16	53	38	15	15.0	92.0	0	0	-	0	1	3	0	0
2013	Miami	15	15	37	29	8	8.5	56.0	0	0	-	0	0	2	1	0
2014	Miami	16	16	38	32	6	11.5	59.5	0	0	-	0	3	3	1	0
2015	Miami	5	5	5	4	1	4.0	25.0	0	0	-	0	0	2	0	0
NFL TOTALS		98	83	243	198	45	67.0	398.0	0	0	-	0	11	14	2	0



88 // WR BRANDON WILLIAMS

HT: 6-4 // WT: 255 // BORN: 10/12/1987 // COLLEGE: OREGON '13
ACQUIRED: FA, 2015 // NFL: THIRD SEASON // DOLPHINS: FIRST SEASON

PRO CAREER

Career Transactions - Activated by the Dolphins off the practice squad on October 19, 2015 ... Signed with the Dolphins practice squad on Sept. 30, 2015 after being waived by the Carolina Panthers on Sept. 26 ... He originally signed with Carolina as an undrafted free agent on April 29, 2013.

2015 - Played in two games for the Carolina Panthers, registering no statistics ... Played in first game as a member of the Dolphins in 44-26 win vs. Houston (10/25).

2014 - Played in 14 games and was inactive for two games for Carolina ... Recorded four catches for 44 yards ... Logged one special teams tackle ... Inactive at Tampa Bay (9/7) and at Baltimore (9/28) ... Notched one special teams tackle ... Made first career reception on a 16-yard catch from quarterback Cam Newton at Cincinnati (10/12)... POSTSEASON: Played in NFC Wild Card game versus Arizona (1/3/15) and NFC Divisional Playoff game at Seattle (1/10/15)

2013 - Signed as a free agent by Carolina (4/29) ... Played in nine games, did not play in two games and was inactive for five games ... Did not record any offensive statistics ... Notched one special teams tackle ... POSTSEASON: Played in NFC Divisional Playoff versus San Francisco (1/12).

COLLEGE

Spent two years at Oregon following two seasons at Joliet Junior College ... Played in 11 games for Oregon, posting two catches for 48 yards ... Played in 15 games for Joliet Junior College, totaling 62 receptions for 989 yards and eight touchdowns ... Attended Portland Bible College in 2012 and played basketball ... 2011 (Sr.): Did not play due to injury ... 2010 (Jr.): Transferred to Oregon from Joliet Junior College...Played in 11 games ... Caught two passes for 48 yards ... 2009 (So.): First-team National Junior College Athletic Association All-American ... All-Midwest Football Conference selection ... Played in 11 games ... Led the team with 56 catches for 908 yards and seven touchdowns ... 2008 (Fr.): Played in four games ... Made six receptions for 81 yards and one touchdown.

PERSONAL

Played for two years at St. Rita HS in Chicago before transferring to Eisenhower HS ... Played WR and DE for the Eisenhower Cardinals ... Born Brandon Darnell Williams on October 12, 1987, in Chicago. Parents: Kim and Tanya Williams ... Family: Two brothers, two sisters ... Graduated from Oregon with a degree in sociology.

2015 GAME-BY-GAME STATISTICS

DATE	OPPONENT	P/S	RECEIVING				RUSHING				W/L	SCORE
			NO.	YDS.	LG	TD	ATT.	YDS.	LG	TD		
9/13	at Washington	1/0	With Carolina, Registering No Statistics				No Statistics					
9/20	at Jacksonville	1/0	With Carolina, Registering No Statistics				Practice Squad					
9/27	BUFFALO		Practice Squad				Practice Squad					
10/2	NEW YORK JETS		Practice Squad				Practice Squad					
10/18	at Tennessee		Practice Squad									
10/25	HOUSTON	1/0	0	0	0	0	0	0	0	0	W	44-26
10/29	at New England											
11/8	at Buffalo											
11/15	at Philadelphia											
11/22	DALLAS											
11/29	at New York Jets											
12/6	BALTIMORE											
12/14	NEW YORK GIANTS											
12/20	at San Diego											
12/27	INDIANAPOLIS											
1/3	NEW ENGLAND											
2015 TOTALS		3/0	0	0	0	0	0	0	0	0	1-0	

BRANDON WILLIAMS' NFL REGULAR SEASON STATISTICS

YEAR	TEAM	GP	GS	RECEIVING					RUSHING				
				NO.	YDS.	AVG.	LG	TD	ATT.	YDS.	AVG.	LG	TD
2013	Carolina	9	0	0	0	–	0	0	0	0	–	0	0
2014	Carolina	14	0	4	44	11.0	16	0	0	0	0	0	0
2015	Carolina	3	0	0	0	–	–	0	0	0	0	0	0
NFL TOTALS		26	0	4	44	11.0	16	0	0	0	0	0	0



34 // RB

DAMIEN WILLIAMS

HT: 5-11 // WT: 225 // BORN: 4/3/92 // COLLEGE: OKLAHOMA '14
ACQUIRED: FA, 2014 // NFL: SECOND SEASON // DOLPHINS: SECOND SEASON

PRO CAREER

2015 - Saw action at running back and posted one catch for three yards at Washington (9/13) ... Caught his first touchdown pass of the season at Jacksonville (9/20) and racked up three receptions for 15 yards and one touchdown and two rushes for five yards ... The 10-yard touchdown reception was the second of his career ... Returned two kickoffs for 45 yards, rushed for 17 yards on two attempts and caught one pass vs. Buffalo (9/27) ... Caught one pass for one yard and returned one kickoff for 19 yards vs New York Jets (10/4) ... Rushed for five yards on two attempts in 38-10 victory at Tennessee (10/18), also returned two kickoffs for 45 yards ... Served as a team captain while rushing for 19 yards on four attempts and returned two kickoffs for 64 yards vs. Houston (10/25).

2015 GAME-BY-GAME STATISTICS

RUSHING							RECEIVING						
DATE	OPPONENT	P/S	ATT.	YDS.	LG	TD	NO.	YDS.	LG	TD	W/L	SCORE	
9/13	at Washington	1/0	1	0	0	0	1	3	3	0	W	17-10	
9/20	at Jacksonville	1/0	2	5	3	0	3	15	10t	1	L	23-20	
9/27	BUFFALO	1/0	2	17	14	0	1	5	5	0	L	41-14	
10/4	N.Y. JETS	1/0	0	0	0	0	1	1	1	0	L	27-14	
10/18	at Tennessee	1/0	2	5	4	0	0	0	0	0	W	38-10	
10/25	HOUSTON	1/0	4	19	19	0	2	10	8	0	W	44-26	
10/29	at New England												
11/8	at Buffalo												
11/15	at Philadelphia												
11/22	DALLAS												
11/29	at N.Y. JETS												
12/6	BALTIMORE												
12/14	N.Y. GIANTS												
12/20	at San Diego												
12/27	INDIANAPOLIS												
1/3	NEW ENGLAND												
2015 TOTALS		6/0	11	46	19	0	8	32	10t	1	3-3		

DAMIEN WILLIAMS' NFL REGULAR SEASON STATISTICS

YEAR	TEAM	GP	GS	RUSHING					RECEIVING				
				ATT.	YDS.	AVG.	LG	TD	NO.	YDS.	AVG.	LG	TD
2014	Miami	16	0	36	122	3.4	19	0	21	187	8.9	32	1
2015	Miami	6	0	11	46	4.2	19	0	8	32	4.0	10t	1
CAREER TOTALS		22	0	47	168	3.5	19	0	27	209	7.7	32	2